




2017 MEDIA GUIDE



**Athletics
40-Homer Club**

2017 OAKLAND A's SCHEDULE



APRIL

| SUN | MON | TUE | WED | THU | FRI | SAT |
|-----------------|----------------|----------------|-----------------|----------------|----------------|-----------------------------|
| | | | | | | SF 1 12:05 EXHIBITION |
| | LAA 2 7:05 | LAA 3 7:05 | LAA 4 7:05 | LAA 5 12:35 | TEX 6 5:05 | TEX 7 5:05 |
| TEX 8 12:05 | KC 9 1:15 | | KC 10 5:15 | KC 11 5:15 | HOU 12 7:05 | HOU 13 1:05 |
| HOU 14 1:05 | TEX 15 7:05 | TEX 16 7:05 | TEX 17 12:35 | SEA 18 7:05 | SEA 19 7:05 | SEA 20 1:05 |
| SEA 21 1:05 | | LAA 22 7:05 | LAA 23 7:05 | LAA 24 7:05 | HOU 25 5:10 | HOU 26 4:10 |
| HOU 27 11:10 | | | | | | |

JULY

| SUN | MON | TUE | WED | THU | FRI | SAT |
|-----------------|----------------|----------------|----------------|----------------|----------------|----------------|
| | | | | | | ATL 1 1:05 |
| ATL 2 1:05 | CWS 3 6:05 | CWS 4 1:05 | CWS 5 12:35 | SEA 6 7:10 | SEA 7 7:10 | SEA 8 7:10 |
| SEA 9 1:10 | | | | | CLE 10 7:05 | CLE 11 6:05 |
| CLE 12 1:05 | TB 13 7:05 | TB 14 7:05 | TB 15 12:35 | | NYM 16 4:10 | NYM 17 4:10 |
| NYM 18 10:10 | TOR 19 4:07 | TOR 20 4:07 | TOR 21 4:07 | TOR 22 4:07 | MIN 23 7:05 | MIN 24 6:05 |
| MIN 25 1:05 | SF 26 7:05 | | | | | |

MAY

| SUN | MON | TUE | WED | THU | FRI | SAT |
|-----------------|----------------|----------------|-----------------|----------------|----------------|-----------------|
| | | MIN 1 5:10 | MIN 2 5:10 | MIN 3 10:10 | DET 4 7:05 | DET 5 6:05 |
| DET 6 1:05 | LAA 7 7:05 | LAA 8 7:05 | LAA 9 12:35 | | TEX 10 5:05 | TEX 11 5:05 |
| TEX 12 12:05 | SEA 13 7:10 | SEA 14 7:10 | SEA 15 7:10 | BOS 16 7:05 | BOS 17 6:35 | BOS 18 1:05 |
| BOS 19 1:05 | | MIA 20 7:05 | MIA 21 12:35 | | NYN 22 4:05 | NYN 23 10:05 |
| NYN 24 10:05 | CLE 25 1:10 | CLE 26 3:10 | CLE 27 3:10 | | | |

AUGUST

| SUN | MON | TUE | WED | THU | FRI | SAT |
|-----------------|----------------|----------------|-----------------|---------------|----------------|----------------|
| | | SF 1 7:05 | SF 2 7:15 | SF 3 7:15 | LAA 4 7:05 | LAA 5 6:05 |
| LAA 6 12:35 | | SEA 7 7:05 | SEA 8 12:35 | BAL 9 7:05 | BAL 10 7:05 | BAL 11 6:05 |
| BAL 12 1:05 | KC 13 7:05 | KC 14 7:05 | KC 15 12:35 | | HOU 16 5:10 | HOU 17 4:10 |
| HOU 18 11:10 | BAL 19 4:05 | BAL 20 4:05 | BAL 21 12:05 | | TEX 22 7:05 | TEX 23 1:05 |
| TEX 24 1:05 | LAA 25 7:05 | LAA 26 7:05 | LAA 27 7:05 | | | |

JUNE

| SUN | MON | TUE | WED | THU | FRI | SAT |
|-----------------|----------------|----------------|----------------|-----------------|----------------|-------------------------------|
| | | | | CLE 1 9:10 | WSH 2 7:05 | WSH 3 1:05 |
| WSH 4 1:05 | TOR 5 7:05 | TOR 6 7:05 | TOR 7 12:35 | | TB 8 4:10 | TB 9 11:10 DOUBLEHEADER |
| TB 10 10:10 | | MIA 11 4:10 | MIA 12 9:10 | NYN 13 7:05 | NYN 14 6:35 | NYN 15 1:05 |
| NYN 16 1:05 | HOU 17 7:05 | HOU 18 7:05 | HOU 19 7:05 | HOU 20 12:35 | CWS 21 5:10 | CWS 22 11:10 |
| CWS 23 11:10 | | HOU 24 5:10 | HOU 25 5:10 | HOU 26 11:10 | ATL 27 7:05 | |

SEPTEMBER/OCTOBER


| SUN | MON | TUE | WED | THU | FRI | SAT |
|---------------------------|----------------|----------------|-----------------|-----------------|----------------|----------------|
| | | | | | SEA 1 7:10 | SEA 2 6:10 |
| SEA 3 1:10 | LAA 4 1:05 | LAA 5 7:05 | LAA 6 12:35 | | HOU 7 7:05 | HOU 8 1:05 |
| HOU 9 1:05 | | BOS 10 4:10 | BOS 11 4:10 | BOS 12 10:35 | PHI 13 4:05 | PHI 14 4:05 |
| PHI 15 10:35 | DET 16 4:10 | DET 17 4:10 | DET 18 10:10 | | TEX 19 7:05 | TEX 20 6:05 |
| TEX 21 1:05 | SEA 22 7:05 | SEA 23 7:05 | SEA 24 12:35 | TEX 25 5:05 | TEX 26 5:05 | TEX 27 5:05 |
| OCTOBER 1 TEX 12:05 | | | | | | |

As of 1/13/2017

SOCIAL

athletics.com/social

HOME * FIREWORKS 95.7 THE GAME - RADIO HOME OF THE A's
 GAMES & TIMES SUBJECT TO CHANGE ALL TIMES PACIFIC
 EVERY FRIDAY HOME GAME IS AUTHENTIC FAN FRIDAY
 PRESENTED BY CSN CALIFORNIA.



Steve Vucinich (top) joins Connie Mack in the Athletics 50-year club in 2017. Mack managed or owned the A's for each of their 54 seasons in Philadelphia while Vucinich joined the A's as a ball boy when the club moved to Oakland in 1968.



FRONT OFFICE

TABLE OF CONTENTS

FRONT OFFICE

| | |
|------------------------------------|----|
| Table of Contents | 2 |
| Oakland A's In The Community | 4 |
| Front Office Directory | 8 |
| Front Office Profiles..... | 11 |
| Baseball Operations..... | 16 |
| Sports Medicine Staff | 19 |
| Medical Consultants..... | 20 |
| Clubhouse and Staff..... | 21 |
| Additional Clubhouse Staff..... | 22 |
| Business Operations | 23 |
| Front Office Staff | 25 |

2017 ATHLETICS

| | |
|--------------------------|-----|
| Manager and Coaches..... | 30 |
| The Players | 38 |
| Roster..... | 368 |

2016 SEASON IN REVIEW

| | |
|---------------------------------------|-----|
| Season in Review..... | 372 |
| Batting and Pitching Statistics..... | 378 |
| Fielding Statistics | 379 |
| Day-By-Day Results..... | 380 |
| Wild Card Day-By-Day..... | 384 |
| Miscellaneous Stats | 384 |
| Club Statistics | 385 |
| Highs and Lows..... | 385 |
| Designated Hitting Statistics..... | 387 |
| Pinch Hitting Statistics..... | 387 |
| Batting with RISP | 388 |
| Batting with the Bases Loaded..... | 388 |
| Batting and Pitching Breakdown..... | 389 |
| Player Transactions..... | 389 |
| Stats at the All-Star Break | 394 |
| Stats after the All-Star Break..... | 395 |
| April Statistics..... | 396 |
| May Statistics | 397 |
| June Statistics | 398 |
| July Statistics | 399 |
| August Statistics | 400 |
| September Statistics | 401 |
| Stats at Home | 402 |
| Stats on the Road | 403 |
| Stats during the Day..... | 404 |
| Stats at Night..... | 405 |
| Stats vs. Left-Handers..... | 406 |
| Stats vs. Right-Handers | 407 |
| Final Standings | 408 |
| Major League Attendance | 409 |
| AL Team Leaders | 410 |
| AL Batting Leaders | 412 |
| AL Pitching Leaders | 414 |
| AL Rookie Batting Leaders..... | 416 |
| AL Rookie Pitching Leaders..... | 417 |
| NL Team Leaders | 418 |
| NL Batting Leaders | 420 |
| NL Pitching Leaders..... | 422 |
| NL Rookie Batting Leaders | 424 |
| NL Rookie Pitching Leaders..... | 425 |
| Final Spring Training Statistics..... | 426 |
| Spring Training Results | 428 |

RECORDS

| | |
|--|-----|
| Athletics Year-By-Year..... | 430 |
| Athletics vs. the American League | 432 |
| Athletics vs. the National League..... | 434 |
| Athletics in Divisional Play..... | 434 |
| Oakland A's Month-by-Month..... | 435 |
| Athletics Franchise Records..... | 436 |
| Oakland Athletics Records..... | 441 |
| Franchise Career Batting Leaders | 448 |
| Oakland Career Batting Leaders..... | 449 |
| Franchise Career Pitching Leaders..... | 450 |
| Oakland Career Pitching Leaders..... | 451 |
| Franchise Season Batting Leaders | 452 |
| Oakland Season Batting Leaders | 453 |
| Franchise Season Pitching Leaders..... | 454 |
| Oakland Season Pitching Leaders..... | 455 |
| Athletics Year-By-Year Batting | 456 |
| Athletics Year-By-Year Pitching..... | 458 |
| Athletics Year-By-Year Fielding | 460 |
| Athletics Year-By-Year Batting Leaders | 462 |
| Athletics Year-By-Year Pitching Leaders..... | 468 |
| Athletics Home Run History | 473 |
| Oakland Athletics Streaks..... | 478 |
| Athletics Low-Hit Games..... | 479 |
| Oakland Athletics Steals of Home | 480 |
| Career Games Played Leaders..... | 481 |
| Homestands and Road Trips..... | 482 |
| Longest Games in Oakland History..... | 482 |
| Game Times..... | 483 |
| Oakland A's at the All-Star Break | 483 |
| High Scoring Games in Oakland History..... | 484 |
| Biggest Comebacks and Blown Leads..... | 484 |
| The Last Time It Happened..... | 485 |

HISTORY

| | |
|---|-----|
| Notable Performances & Award Winners..... | 488 |
| Athletics in the Hall of Fame..... | 491 |
| Athletics Retired Numbers..... | 491 |
| Special Recognition | 493 |
| Athletics All-Star Game Selections..... | 494 |
| Oakland Athletics in Season Openers..... | 495 |
| Oakland A's Opening Day Lineups..... | 496 |
| The Championship Years | 498 |
| All-Time Postseason Results | 502 |
| Postseason Team Totals | 506 |
| Division Series Records..... | 508 |
| League Championship Series Records..... | 510 |
| World Series Records | 512 |
| Postseason Records | 514 |
| Postseason Career Leaders..... | 516 |
| Postseason Single Game Bests..... | 517 |
| Postseason Series Year-By-Year Recap..... | 518 |
| Athletics All-Time Roster | 618 |
| Oakland A's Coaches | 626 |
| Most Recent Trades With Each Team..... | 626 |

OPPONENTS

| | |
|------------------------------------|-----|
| Baltimore Orioles..... | 628 |
| Boston Red Sox..... | 629 |
| Chicago White Sox..... | 630 |
| Cleveland Indians..... | 631 |
| Detroit Tigers..... | 632 |
| Houston Astros..... | 633 |
| Kansas City Royals..... | 634 |
| Los Angeles Angels of Anaheim..... | 635 |
| Minnesota Twins..... | 636 |
| New York Yankees..... | 637 |
| Seattle Mariners..... | 638 |
| Tampa Bay Rays..... | 639 |
| Texas Rangers..... | 640 |
| Toronto Blue Jays..... | 641 |
| Atlanta Braves..... | 642 |
| Miami Marlins..... | 642 |
| New York Mets..... | 643 |
| Philadelphia Phillies..... | 643 |
| San Francisco Giants..... | 644 |
| Washington Nationals..... | 645 |

PLAYER DEVELOPMENT

| | |
|--|-----|
| Athletics Minor League Directory..... | 648 |
| Athletics Scouting Assignments..... | 649 |
| Athletics Minor League Affiliates..... | 650 |

| | |
|----------------------------------|-----|
| Minor League Field Staff..... | 651 |
| Nashville Sounds Staff..... | 653 |
| Midland RockHounds Staff..... | 655 |
| Stockton Ports Staff..... | 656 |
| Beloit Snappers Staff..... | 658 |
| Vermont Lake Monsters Staff..... | 659 |
| Arizona A's Staff..... | 661 |
| Minor League Schedules..... | 663 |
| Minor League Statistics..... | 665 |
| Organizational Standings..... | 671 |
| Organizational Leaders..... | 672 |
| 2016 Draft Picks..... | 674 |
| Organizational Players..... | 675 |

MISCELLANEOUS

| | |
|--|-----|
| Oakland Alameda County Coliseum..... | 712 |
| Coliseum Attendance Records..... | 713 |
| Coliseum Rainouts & Shortened Games..... | 715 |
| Media Information and Policies..... | 716 |
| Athletics On The Air..... | 718 |
| A's Television and Radio..... | 721 |
| Athletics Broadcast History..... | 721 |
| Spring Training Schedule..... | 723 |
| Spring Training Information..... | 723 |
| Past Spring Training Records..... | 724 |

INDEX TO SELECTED FILLERS

| | | | |
|--|-----|--|-----|
| 20-Game Winners, Oakland A's..... | 169 | Lasts by A's Pitchers..... | 451 |
| 20-Game Winning Streak, Oakland A's..... | 465 | Managers, Athletics..... | 31 |
| 100-Win Seasons, Most by Franchise..... | 676 | Milestone Hits, Oakland A's..... | 676 |
| All-Star Game Selections, Athletics Most..... | 475 | Milestone Home Runs, Athletics and Oakland..... | 689 |
| All-Stars, Oakland A's Oldest..... | 219 | Milestones Within Reach..... | 105 |
| All-Stars, Oakland A's Youngest..... | 56 | Minor League Affiliates, A's Recent..... | 662 |
| At a glance, A's..... | 383 | Minor League All-Stars..... | 673 |
| Batting Practice Schedule..... | 715 | Minor League Players and Pitchers of the Week..... | 679 |
| Clinching Dates..... | 447 | Monthly Bests, Athletics Franchise..... | 83 |
| Coaching Assignments, Oakland A's Recent..... | 33 | No Hit, Consecutive Games Without Being..... | 52 |
| Coliseum Firsts..... | 87 | Non-Roster Invitees, Recent to play for Oakland..... | 330 |
| Coliseum Quick Facts..... | 712 | Opening Day, Oakland A's Most Consecutive Starts.. | 684 |
| Comeback, Athletics Biggest..... | 149 | Opening Day, Oakland A's Most Starts..... | 684 |
| Consecutive Games Played, Oakland A's..... | 481 | Opening Day, Oakland A's Most Starts by Position.... | 684 |
| Contract Status, Oakland A's..... | 183 | Opening Day, Oakland A's Oldest Starters..... | 495 |
| Cycle, Athletics who have hit for the..... | 486 | Opening Day, Oakland A's Youngest Starters..... | 495 |
| Designated Hitter Rule..... | 450 | Pitchers Career Hitting, Oakland A's..... | 138 |
| Directory, MLB..... | 639 | Player and Pitcher of the Year, A's Organizational.... | 674 |
| Disabled List, A's..... | 375 | Player of the Week, A's Recent..... | 625 |
| Doubleheaders, Oakland A's Day/Night..... | 143 | Players Who Have Pitched, Oakland A's..... | 349 |
| Doubleheaders, Oakland Athletics..... | 24 | Postseason Bests..... | 21 |
| Ejections, Oakland A's Recent..... | 231 | Presidents, Oakland A's..... | 11 |
| Elephant, The A's..... | 645 | Promotion and Event Schedule..... | 28 |
| First Round Draft Picks, A's..... | 664 | Radio Network, Oakland A's..... | 720 |
| Five-hit games, Oakland A's..... | 444 | Relief Pitcher Effectiveness..... | 377 |
| Franchise Facts..... | 633 | Rookie Rule..... | 274 |
| General Managers, Oakland A's..... | 12 | Runs, 10 or more in an inning..... | 19 |
| Ground Rules, O.co Coliseum..... | 713 | Save Rule..... | 454 |
| Hitting Streaks, Athletics Top..... | 69 | Scoreless Streaks, Longest by Oakland Pitchers..... | 455 |
| Hitting Streaks, Oakland A's Top..... | 225 | Starts in the Batting Order..... | 392 |
| Homeless Streaks, Longest by Oakland Pitchers..... | 455 | Triple Plays, Athletics..... | 710 |
| Home Run Derby Participants, Athletics..... | 301 | Winning Streaks, Longest by Oakland A's Pitchers.... | 191 |
| Home Runs, Athletics Milestone..... | 689 | | |

OAKLAND A'S IN THE COMMUNITY

A'S IN THE COMMUNITY

One of the American League's eight charter franchises, the Oakland Athletics are now in their 50th season in Oakland. The team is proud of its rich tradition and will continue to deliver experiences that enhance, connect and entertain our community.

The A's are committed to meeting the social, cultural and educational needs of the community and accomplish this work through the team's charitable arm, the A's Community Fund. The A's host numerous fundraising events, implement several educational programs, and support various organizations that reach out to people of diverse backgrounds throughout the community for a number of causes, including education, crime and drug prevention, health awareness and children. For more information on the team, and to purchase tickets, visit athletics.com.

SUPPORTING YOUTH EDUCATION

The Oakland A's and the A's Community Fund are committed to investing in Oakland's future. Each year, the A's work alongside local schools and corporate partners to offer innovative educational programs that serve more than 80,000 children in our community.

HOME RUN READERS: Home Run Readers encourages teachers to establish reading goals for their students based on each child's individual reading level. As incentives, A's players, coaches, staff and the team's mascot Stomper visit participating schools to congratulate and encourage students to continue reading, both inside and outside the classroom. Students who participate in the program attend the game on Home Run Readers Day as guests of the A's.

MATHLETICS: The Oakland A's Mathletics program helps elementary and middle school students develop math skills by using baseball as the primary tool for engagement. Mathletics aims to get students excited about learning math concepts, while developing analytical skills and raising confidence levels in the classroom. Participating schools and classrooms receive workbooks that use real-life baseball scenarios and questions related to current and former A's players, including player nutrition, geometry, decimals and fractions, XY coordinate graphs, A's history, and baseball statistics. After completing the workbooks, students mail in their answer sheets to the team to receive ticket vouchers to an A's game. In addition, one school that demonstrates great participation in the program receives a visit from an A's player. The Mathletics program is sponsored by ROSS and CSN California.

SCIENCE OF THE GAME: The Science of the Game program deepens interest and understanding in science among Bay Area students by applying science to the game of baseball. The A's and Chevron design and distribute workbooks, targeting first through eighth graders. Students who complete their workbooks correctly and submit their answer sheets to the A's receive two ticket vouchers. In addition, Chevron also provides an interactive STEM display at an A's game each season for students and fans to enjoy.



Kendall Graveman helps the A's and Chevron deepen interest and understanding in science through the Science of the Game program.

YOUTH SPORTS NATION: The A's and Youth Sports Nation schedule regular visits to Oakland schools to promote education and a sense of community. Music producer and songwriter Terry Butler, also known as "Mr. Community," engages students with live performances and videos with the help of A's players and staff to help bridge cultural, generational and economic gaps in our community.

A'S AMIGOS: A's Amigos gives bilingual children from schools and nonprofit organizations the opportunity to speak Spanish with an A's player and learn about the importance of hard work and education. In addition to a pregame visit, each child receives a game ticket and an A's cap.



Mark Canha participates in a Fitness Sluggers cooking demonstration at Itani Ramen in Oakland.

HOLIDAY PARTY: The A's Community Fund, Round Table Pizza and the Oakland Zoo host an annual holiday party for an Oakland elementary school students. A's players sign autographs and take pictures with the students and each child receives a wrapped gift, compliments of the Good Tidings Foundation. The holiday festival features an animal presentation by the Oakland Zoo in the Wildlife Theater, lunch, face painters, arts and crafts, and a visit by Santa and A's mascot Stomper.

COMMITMENT TO YOUTH SPORTS

In addition to promoting baseball across the East Bay and creating a sense of pride among ballplayers for their hometown team, the A's are focused on making baseball accessible to youth players.

ENERGIZE YOUR FIELD: From new backstops and bases to fresh sod and grass, the team, in partnership with PG&E and the Good Tiding Foundation, renovates local baseball and softball fields each year in the East Bay. Since 2013, this program has refurbished seven local fields, including the Ashland Little League Field in San Lorenzo and Tennyson American Little League Field in Hayward in 2016.

YOUTH UNIFORM PROGRAM: The A's Youth Uniform Program, presented by Black Bear Diner, provides deserving Bay Area youth leagues with A's uniforms and hats. More than 3,000 Little Leaguers received uniforms in its inaugural year. The program was made possible through a posthumous donation from longtime A's season ticket holder Elizabeth Ruchenski.

LITTLE LEAGUE DAYS: Each year, the A's host multiple Little League Days, presented by Black Bear Diner, at the Oakland Coliseum to honor and recognize youth baseball and softball. In 2016, more than 20,000 youth baseball and softball players and their families were able to participate in pre-game parades around the field and receive discounted tickets to Little League Day games. This year's events will take place on April 23 and May 7.

PLAYER ENGAGEMENT



Stephen Vogt helped raise more than \$90,000 for autism awareness at the School of Imagination's first-ever All-Star Benefit last year.

In addition to making more than 100 community-related appearances on behalf of the A's organization in 2016, a number of A's players go above and beyond each year to support causes they care about through player-initiated programs and appearances.

SCHOOL OF IMAGINATION: A's catcher Stephen Vogt and his wife, Alyssa, are active supporters of the School of Imagination in Dublin, Calif., which provides support and services to more than 350 children, many with special needs and disabilities such as autism. The Vogts makes monthly visits to the school each year and also host the

A's In The Community, continued

students at the Oakland Coliseum various times throughout the season. Last April, the Vogts and the Vogt Family Fund hosted the school's first-ever All-Star Benefit on World Autism Day, which raised more than \$90,000 for autism awareness. The program is supported by the A's and Azusa Pacific University.

FREEDOM ALLIANCE: A proud member of a military family, A's relief pitcher Sean Doolittle and his girlfriend, Eireann Dolan, are strong supporters of Freedom Alliance, an educational and charitable organization that supports and honors military service members and their families. Doolittle purchases A's game tickets

for military families and hosts meet-and-greets with them on the field prior to games. He is also an active supporter of Operation Finally Home, which builds houses for wounded veterans and their families, and has made visits to both the VA Hospital in Palo Alto, Calif. and Walter Reed Hospital in Washington, D.C. In addition, Doolittle and Dolan are also active supporters of the A's annual Pride Night.



A proud member of a military family, Sean Doolittle is an active supporter of Freedom Alliance, Operation Finally Home and the VA Hospital in Palo Alto.

A'S COMMUNITY FUND

The Oakland A's Community Fund supports charitable organizations that improve the quality of life for people throughout the Bay Area. The fund believes in the need to invest in the community's future by focusing on improving educational programs, aiding the underprivileged, assisting in crime and drug prevention, promoting health awareness, and championing children and senior welfare. The A's charitable arm has contributed more than \$22 million to support local community programs and initiatives. For more information on the A's Community Fund, visit athletics.com/community.

OAKLAND FIRE RELIEF EFFORTS: The Oakland A's Community Fund, the Oakland Raiders, the Golden State Warriors, Sutter Health and ROSS, with the help of many others, combined to raise more than \$750,000 to support those affected by the Oakland warehouse fire the night of December 2, 2016. The A's Community Fund worked in conjunction with Oakland Mayor Libby Schaaf's office and the American Red Cross to distribute funds to families of those who lost their lives and those who experienced trauma escaping the fire.



The A's honored those affected by the tragedy in Orlando at last year's Pride Night. Proceeds benefited AIDS Project of the East Bay, Our Space, and Rainbow Community Center.

COMMUNITY FUND GOLF CLASSIC: The A's Community Fund Golf Classic pairs participants with A's players, former players, coaches and staff for a day of golf at one of the Bay Area's top courses. The event, sponsored by Chevron and Kelly-Moore Paints, features breakfast, tee prizes, an awards dinner banquet and live and silent auctions of sports memorabilia. All proceeds benefit the A's Community Fund. The 2016 event raised more than \$150,000.

COMMUNITY FUND BOWLING BASH: The A's Community Fund Bowling Bash is a friendly night of team bowling with A's players, coaches and fans at Early Anthony's Dublin Bowl. The Bowling Bash is supported by A's ownership, Chevron and Independent Electric Supply. Proceeds benefit the A's Community Fund. In 2016, the event raised \$115,000.

BREAST CANCER AWARENESS DAY: The A's Breast Cancer Awareness Day, presented by Sutter Health, raises funds and awareness for breast cancer education and research. Pre-game ceremonies include the formation of a symbolic human pink ribbon on the field by over 350 Bay Area survivors, the release of white doves as a symbol of hope and a presentation of the "Gift of Faith" grant, which donates \$5,000 annually to a local breast cancer charity in memory of the late longtime KTVU news reporter, Faith Fancher. Since 1999, this event has raised more than \$1.5 million for breast cancer education and research.



Since 2000, the A's have raised more than \$480,000 for the Juvenile Diabetes Research Foundation through their annual Root Beer Float Day.

ROOT BEER FLOAT DAY:

A's players and various others serve as "celebrity scoopers" for the team's Root Beer Float Day, which raises funds and awareness for juvenile diabetes. Since the event's inception in 2000, the A's have raised more than \$480,000 for the Juvenile Diabetes Research Foundation. Ice cream and soda for the event are donated by Dreyer's and Zevia.

50/50 RAFFLE: In 2016, the A's launched their 50/50 raffle program, presented by Better Health East Bay Sutter Health, to give fans the opportunity to purchase raffle tickets and be entered for a chance to win half of the proceeds raised at each game. In its inaugural year, the program raised more than \$365,000 to benefit charitable programs through the A's Community Fund.



Members of local baseball and softball teams accompany A's players as they take the field for the national anthem prior to select home games

In addition, the A's Community Fund supports numerous additional programs, including: A It Forward, presented by PG&E; Fitness Sluggers, presented by Sutter Health; Food Bank Wednesdays, sponsored by Lagunitas; the Green Stampede Homework Club; Little A's, sponsored by Bank of America and supported by the Clorox Foundation, the Oakland Zoo and Capitol Corridor; Take the Field with the A's, sponsored by Chevrolet; and silent auction table and ticket purchase programs, among many others.



OAKLAND ATHLETICS
Oakland Alameda County Coliseum
7000 Coliseum Way
Oakland, CA 94621
510-638-4900
athletics.com

FRONT OFFICE DIRECTORY

| | |
|---|------------------|
| Managing Partner, Board Member | John Fisher |
| President | David Kaval |
| Executive Vice President of Baseball Operations | Billy Beane |
| Chairman Emeritus | Lewis Wolf |
| Board Member | Bill Gurtin |
| Board Member | Keith Wolf |
| Board Member | Sandy Dean |
| Special Assistant to the President | Rickey Henderson |
| Special Alumni Assistant | Dennis Eckersley |

BASEBALL OPERATIONS

| | |
|--|---------------------|
| General Manager | David Forst |
| Field Manager | Bob Melvin |
| Assistant General Manager | Dan Kantrovitz |
| Assistant General Manager, Pro Scouting & Player Personnel | Dan Feinstein |
| Assistant General Manager/Director of Player Personnel | Billy Owens |
| Director of Player Development | Keith Lieppman |
| Director of Scouting | Eric Kubota |
| Director of Minor League Operations | Ted Polakowski |
| Special Assistant to General Manager | Grady Fuson |
| Special Assistant to General Manager | Chris Pittaro |
| Special Assistant to Baseball Operations | Scott Hatteberg |
| Director of Baseball Administration | Pamela Pitts |
| Director of Team Travel | Mickey Morabito |
| Director, Baseball Systems | Rob Naberhaus |
| Research Scientist | David Jackson-Hanen |
| Baseball Operations Analyst | Pike Goldschmidt |
| Scouting Assistant | Ben Lowry |
| Video Coordinator | Adam Rhoden |
| Executive Assistant | Betty Shinoda |
| Administrative Assistant, Player Development | Nancy Moriuchi |

Clubhouse

| | |
|--------------------------------------|-------------------------------|
| Equipment Manager | Steve Vucinich |
| Visiting Clubhouse Manager | Mike Thalburn |
| Assistant Equipment Manager | Brian Davis |
| Umpire & Clubhouse Assistant | Matt Weiss |
| Arizona Clubhouse Manager | James Gibson |
| Arizona Assistant Clubhouse Managers | Thomas Miller, Chad Yaconetti |

Medical Staff

| | |
|--|------------------------------|
| Head Athletic Trainer | Nick Paparesta |
| Assistant Athletic Trainer | Jeff Collins, Brian Schulman |
| Strength & Conditioning Coach | Josh Cuffe |
| Major League Massage Therapist | Ozzie Lyles |
| Senior Coordinator of Medical Services | Larry Davis |

| | |
|------------------------------------|----------------------|
| Team Physician | Dr. Allan Pont |
| Team Orthopedist | Dr. Jon Dickinson |
| Associate Team Orthopedist | Dr. Will Workman |
| Arizona Team Physician | Dr. Fred Dicke |
| Internal Medicine Consultant | Dr. Elliott Schwartz |

COMMUNICATIONS AND BROADCASTING

| | |
|---|-----------|
| Vice President, Communications and Broadcasting | Ken Pries |
|---|-----------|

Public Relations

| | |
|--|-----------------|
| Director of Corporate Communications | Catherine Aker |
| Media Relations Manager | Zak Basch |
| Baseball Information Manager | Mike Selleck |
| Player and Media Relations Manager | Adam Loberstein |
| Media Services Manager | Debbie Gallas |

Community Relations

| | |
|---|----------------|
| Director of Community Relations | Detra Paige |
| Senior Coordinator, Community Relations | Melissa Guzman |
| Community Relations Coordinator | Amanda Young |
| 50/50 Raffle and Jersey Program Coordinator | Travis Gorsch |

Authenticated Merchandise

| | |
|---------------------------------|--------------|
| Manager of Authentication | Erik Farrell |
|---------------------------------|--------------|

Stadium Entertainment

| | |
|---|------------------|
| Senior Director Engineering & Multimedia Services | David Don |
| Director Entertainment/Production | Matt Shelton |
| Engineer & Multimedia Services Manager | Daniel Chee |
| Motion Graphics Manager | Daniel Contreras |
| Entertainment/Production Coordinator | Justin Marshall |
| Public Address Announcer | Dick Callahan |
| In-Game Host | Kara Tsuboi |

Broadcasting

| | |
|--|--|
| Team Announcers | Ray Fosse, Ken Korach, Glen Kuiper, Vince Cotroneo |
| Senior Manager, Broadcast Services | Warren Chu |

SALES AND MARKETING

| | |
|---|---------------|
| Vice President, Sales & Marketing | Jim Leahey |
| Sales & Marketing Assistant | Barbara Lantz |

Marketing & Advertising

| | |
|-------------------------------------|-----------------|
| Senior Director of Marketing | Troy Smith |
| Senior Manager of Marketing | Travis LoDolce |
| Marketing Coordinator | Laiken Whitters |
| Marketing Coordinator | Elizabeth Staub |
| Creative Services Manager | Mike Ono |
| Creative Services Coordinator | Rhonda Romero |
| Team Photographer | Michael Zagaris |

Special Events

| | |
|---|----------------------------------|
| Senior Manager of Promotions & Events | Heather Rajeski |
| Special Events Assistants | Caleb Janowski, Kalli Rutherford |
| Mascot | Stomper |

Corporate Sales

| | |
|---|------------------------------|
| Senior Director, Corporate Partnerships | Steve Pastorino |
| Director of Partnership Services | Franklin Lowe |
| Senior Account Manager, Corporate Partnerships | Bryan Deierling, Jill Golden |
| Corporate Partnerships & Special Projects Assistant | Haley McCollough |
| Corporate Partnerships Assistant | Lucas Coyle |

Ticket Sales, Operations & Services

| | |
|---|-------------------|
| Executive Director of Ticket Sales & Operations | Steve Fanelli |
| Senior Director of Service & Retention | Josh Ziegenbusch |
| Director of Ticket Operations | David Adame |
| Senior Manager, Ticket Services | Catherine Glazier |
| Premium Services Manager | Matt Langseth |

Front Office Directory, continued

| | |
|--|--|
| Premium Services Coordinator | Brianne Gidcumb |
| Box Office Coordinator | Patricia Heagy |
| Ticket Operations Manager | Austin Redman |
| Ticket Operations Coordinator | Victoria Hill |
| Client Services Manager | Michael Neis |
| Client Services Representatives | Dori Eisenthal, Ryan Kay, Tavis McDowell, Nicola Norris |
| Spring Training Sales & Operations Manager | Joe Pun |
| Senior Director of Ticket Sales | Brian DiTucci |
| Group Sales Manager | David Nosti |
| Senior Manager, Season Ticket Sales | Aaron Dragomir |
| Senior Account Executive, Premium Seating | Parker Newton, Chris Van Dyne |
| Senior Account Executive | Phil Chapman |
| Account Executives | Nicole Bailey, James Barber, Andrew Bleaken, Alex Blodgett, Thomas Brown Ashley Carillo, Benjamin Drake, Scott Ibaraki, Alissa Persichetti, Ryan Phelan |
| Director of Database Services | Mark Bashuk |
| Manager, Database Services | Daniel Roach |
| Database Coordinator | Matthew Reiersgaard |

STADIUM OPERATIONS

| | |
|---|---------------------|
| Vice President, Stadium Operations | David Rinetti |
| Senior Director of Stadium Operations | Paul La Veau |
| Senior Manager of Stadium Operations Events | Kristy Ledbetter |
| Senior Manager of Stadium Services | Randy Duran |
| Guest Services Manager | Elisabeth Aydelotte |
| Stadium Operations Manager | Matt Van Norton |
| Stadium Operations Coordinator | Jason Silva |
| Guest Services Assistant | Chloe Janfaza |
| Head Groundskeeper | Clay Wood |
| Arizona Groundskeeper | Chad Huss |

FINANCE AND ADMINISTRATION

| | |
|-------------------------|-----------|
| Vice President, Finance | Paul Wong |
|-------------------------|-----------|

Legal

| | |
|---------------------------|---------------|
| General Counsel | Neil Kraetsch |
| Assistant General Counsel | Ryan Horning |

Finance and Accounting

| | |
|-------------------------------------|-------------------|
| Senior Director of Finance | Kasey Jarcik |
| Director of Finance | John Anki |
| Payroll Manager | Rose Dancil |
| Senior Accountant, Accounts Payable | Isabelle Mahaffey |
| Senior Staff Accountant | Nick Cukar |
| Senior Accountant | Danna Mouat |
| Ticket Office Accountant | Casey Quirke |

Human Resources

| | |
|------------------------------------|--------------------|
| Senior Director of Human Resources | Kim Kubo |
| Human Resources Manager | Elizabeth Espinoza |
| Human Resources Assistant | Katie Strehlow |

Information Systems

| | |
|------------------------------|---------------|
| Senior Director of IT | Nathan Hayes |
| Senior Manager of IT | David Friberg |
| System Administrator | Kevin Lowe |
| Senior Desktop Administrator | Chris Jo |

Administration

| | |
|--|----------------|
| Executive Assistant to President & Ownership | Carolyn Jones |
| Executive Assistant, President & Board Liaison | Miguel Duarte |
| Office Services Coordinator | Tina Jimenez |
| Executive Offices Receptionist | Maggie Baptist |

FRONT OFFICE PROFILES

DAVID KAVAL

President

On Nov. 17, 2016, David Kaval was named the seventh president in the history of the Oakland Athletics.

In his short time with the A's, Kaval has already implemented a number of initiatives to connect with fans and community stakeholders, including hosting weekly office hours, participating in town hall meetings, posting blog and Facebook Live updates and communicating via twitter at @DaveKaval. He also immediately began working on the fan experience at the Oakland Coliseum by making upgrades to club areas and a number of concessions, introducing new food options such as gourmet food trucks on the plaza and redesigning the kids' area. Additionally, Kaval has been vocal about the team's commitment to Oakland and is leading the efforts to open a new ballpark in Oakland and increase the organization's community impact throughout the Bay Area.

Kaval also currently serves as the president of the San Jose Earthquakes of Major League Soccer. He oversees the business and soccer sides of the franchise and represents the club on the Major League Soccer Board of Governors.

During his time with the Quakes, Kaval has led a transformation of the organization both on and off the pitch, elevating the stature and awareness of the club. It began with the Quakes winning the 2012 Supporters' Shield, which is awarded to the MLS team with the best regular season record, and culminated in the opening of Avaya Stadium—the Quakes' \$100M privately financed soccer stadium—on March 22, 2015.

Since its opening, the 18,000-seat soccer-specific stadium has received numerous awards, including the Silicon Valley Business Times Structure Award and the Product Innovation Award from the Stadium Business Awards in Barcelona. The Quakes have sold out every home MLS match since the stadium opened and boast a season ticket base of 13,000 fans, with an additional 4,000 on the wait list.

Kaval developed the innovative \$20M naming rights partnership with Avaya, which helped create the world's first cloud-enabled stadium and some of the fastest wifi speeds of any sports venue open today.

Prior to joining the Earthquakes, Kaval founded the independent Golden Baseball League (GBL) in 2003. Memorable GBL alumni include Hall of Famer Rickey Henderson, Jose Canseco, Daniel Nava, Jose Lima, and Mark Prior. Kaval has also spent time in the Office of the President of the United States in Washington, D.C., where he worked on the National Security budget as part of the Office of Management and Budget (OMB).

He serves on a number of boards, including the San Jose Sports Authority, San Jose/Silicon Valley Chamber of Commerce, Joint Venture Silicon Valley, the Bay Area Council, and Rocketship Education. Additionally, he serves on the National Governing Board of the Positive Coaching Alliance (PCA) and is a member of San Jose Rotary and the Young Presidents' Organization (YPO).

PRESIDENTS OF THE OAKLAND A'S

| President | Years |
|-------------------------|---------------------|
| Charles O. Finley..... | 1968-80 |
| Roy Eisenhardt..... | 1981-86 |
| Walter J. Haas..... | 1990-92 |
| Sandy Alderson..... | 1993-95; 1997-98 |
| Steve Schott..... | 1996 |
| Michael Crowley..... | 1998-2016 |
| David Kaval..... | 2017-present |



In 2000, Kaval co-authored a book entitled "The Summer that Saved Baseball," which highlighted a tour of all 30 Major League Baseball stadiums in the summer of 1998. He is also a lecturer in management at the Stanford Graduate School of Business (GSB) where he teaches sports management.

A native of Cleveland, Ohio, Kaval earned a B.A. with honors in International Relations and an M.B.A. from Stanford University. He is a long-time resident of Menlo Park and lives there with his wife and two daughters.

BILLY BEANE

Executive Vice President, Baseball Operations



Billy Beane, who is considered one of the most progressive and talented executives in the game today, has molded the A’s into one of baseball’s most respected teams since he was named head of baseball operations following the 1997 season. He was promoted to his current position of executive vice president of baseball operations on Oct. 5, 2015 after 18 seasons as general manager.

Under his watch, the A’s have compiled a 1621-1455 (.527) record over the last 19 years, which is the fourth-best record in the American League and eighth best in all of baseball during that time frame. The A’s have six American League West titles (2000; 2002-03; 2006; 2012-13) and have secured two AL Wild Card spots (2001; 2014) during that span. His teams have posted 90 or more wins in eight of the last 17 years. The A’s eight postseason appearances since the 2000 season are tied for fourth most among all Major League teams, trailing only New York-AL (13), St. Louis (12) and Atlanta (9).

Beane has been named Major League Executive of the Year by Baseball America two times (2002; 2013) and The Sporting News Executive of the Year twice as well (1999; 2012). He also earned MLB.com’s Greatness in Baseball Yearly (GIBBY) Award as the 2012 MLB Executive of the Year and the 2012 Legacy Awards’ Rube Foster Award as AL Executive of the Year, presented by the Negro League Baseball Museum. In November of 2001, Beane was named to Street & Smith’s Sport Business Journal’s “40 Under 40” list, honoring the nation’s top 40 sports executives under the age of 40.

In addition, A’s players have garnered numerous individual accolades during his tenure. Jason Giambi and Miguel Tejada earned American League Most Valuable Player awards in 2000 and 2002, respectively. Barry Zito was named the American League’s Cy Young Award winner in 2002 while Bobby Crosby (2004), Huston Street (2005) and Andrew Bailey (2009) have all won AL Rookie of the Year honors.

Beane continually remolds a team that has posted one of the majors’ best records over the last past decade. Over the years, his ability to acquire pivotal players through trades has proved instrumental in keying several playoff runs.

Beane’s executive talents and the organization’s baseball philosophy were the subject of Michael Lewis’ best-selling book “Moneyball: The Art of Winning an Unfair Game,” which opened the eyes of many of the top sports executives and business CEOs in the nation. The book has since been made into a full-length motion picture featuring Brad Pitt in the starring role, which premiered in 2011.

As a result, Beane remains in great demand on the national speaking circuit, where he regularly addresses top companies on his management approach of identifying and using undervalued assets to create and sustain a competitive edge. He also sits on the board of directors of several companies, including ProTrade and NetSuite, Inc.

Further demonstrating his unique tastes and interests, Beane was invited to speak at Rupert Murdoch’s News Corp. management retreat in Pebble Beach, Calif. in 2006, an event that focused on issues such as volunteerism, technology and politics, and featured leaders and luminaries from around the world. Among the VIP who attended were British Prime Minister Tony Blair, Israeli Vice Premier Shimon Peres, former President Bill Clinton, former Vice President Al Gore, former House Speaker Newt Gingrich, former Harvard President Lawrence Summer and U2 lead singer Bono.

In 2008, Beane also collaborated with Gingrich and Sen. John Kerry in co-authoring an article in the New York Times offering possible remedies for the U.S. health care crisis.

In addition, he was honored by PromaxBDA Sports Media Marketing Awards with the “Game Changer Award” in 2011, an accolade given to a “cultural trendsetter who, through the development of new technologies, applications, business models, and industries, has transformed the business of Sports Media and Sports Media Marketing.”

Beane joined the A’s front office staff in 1990 as the club’s major league advance scout. In 1993, former A’s president and general manager Sandy Alderson promoted him to the assistant general manager’s

HEAD OF BASEBALL OPERATIONS FOR THE OAKLAND A’S

| General Manager | Years |
|----------------------------------|---------------------|
| Charles O. Finley..... | 1968-79 |
| Billy Martin..... | 1980-82 |
| Walt Jocketty, Dick Wincek | 1983 |
| Sandy Alderson | 1983-97 |
| Billy Beane | 1997-Present |

position when Walt Jocketty left the organization to accept the assistant general manager's job in Colorado. Alderson handed over his general manager's duties to Beane on Oct. 17, 1997.

A first round draft pick (23rd overall) of the New York Mets in the 1980 June Free Agent Draft, Beane played six major league seasons as an infielder, outfielder and catcher for the Mets, Minnesota Twins, Detroit Tigers and A's. His final season in uniform was 1989 when he was a utility player on the A's World Championship team. Beane retired as an active player in the spring of 1990.

A native of San Diego, Calif., Beane attended Mt. Carmel High School and UC San Diego, where he studied economics. Billy and his wife, Tara, reside in Danville, Calif. with their twins, Brayden and Tinsley. His daughter, Casey, is a graduate of Kenyon (Ohio) College.

SIGNIFICANT AND RECENT TRADES MADE IN THE BILLY BEANE ERA

1997

- Nov. 7 Acquired P Kenny Rogers and cash from New York (AL) for a PTBNL (IF Scott Brosius on November 18).
- Dec. 8 Acquired P Mike Fetters from Cleveland for P Steve Karsay.

1998

- April 8 Acquired C Mike Macfarlane and cash from Kansas City for OF Shane Mack and a PTBNL (minor league P Greg Hansell on May 8).
- July 12 Acquired P Tim Worrell from Cleveland for minor league IF Adam Robinson.

1999

- July 23 Acquired minor league OF Terrence Long and minor league P Leonar Vasquez from New York (NL) for P Kenny Rogers.
- July 29 Acquired P Omar Olivares and IF Randy Velarde from Anaheim for minor league OF Jeff DaVanon, minor league OF Nathan Haynes and minor league P Elvin Nina.
- July 31 Acquired P Kevin Appier from Kansas City for P Brad Rigby, minor league P Blake Stein and minor league P Jeff D'Amico.
- July 31 Acquired P Jason Isringhausen and P Greg McMichael from New York (NL) for P Billy Taylor.
- Dec. 13 Acquired P Justin Miller from Colorado for P Jimmy Haynes. (Trade was part of a four-team deal in which Colorado traded Haynes, C Henry Blanco and P Jamey Wright to Milwaukee; Milwaukee then traded IF Jeff Cirillo, P Scott Karl and cash to Colorado; Colorado traded IF Vinny Castilla to Tampa Bay; Tampa Bay traded P Rolando Arrojo and IF Aaron Ledesma to Colorado).

2000

- Feb. 18 Acquired OF Jeremy Giambi from Kansas City for P Brett Laxton.
- July 28 Acquired P Jim Mecir and P Todd Belitz from Tampa Bay for minor league P Jesus Colome and cash.
- Nov. 17 Acquired minor league P Ryan Cullen and minor league P Aaron Harang from Texas for IF Randy Velarde.
- Nov. 20 Acquired P Eric Ireland from Chicago (NL) for OF Matt Stairs.
- Dec. 7 Acquired P Chad Bradford from Chicago (AL) for minor league C Miguel Olivo.

2001

- Jan. 8 Acquired P Roberto Hernandez and P Cory Lidle from Tampa Bay for OF Ben Grieve and cash; traded P Roberto Hernandez, C A.J. Hinch, minor league IF Angel Berroa and cash to Kansas City

for OF Johnny Damon, minor league IF Mark Ellis and cash.

- March 28 Acquired IF Eric Hinske from Chicago (NL) for minor league IF Miguel Cairo; as part of the deal, the A's also refused the return of Rule 5 Draft selection P Scott Chiasson.
- July 3 Acquired OF Ron Gant from Colorado for minor league OF Robin Jennings.
- July 25 Acquired OF Jermaine Dye from Kansas City in a three-team trade in which Colorado sent infielder Neifi Perez to Kansas City and Oakland sent minor league OF Mario Encarnacion, minor league IF Jose Ortiz and minor league P Todd Belitz to Colorado.
- Nov. 2 Acquired minor league IF Adam Morrissey from Chicago (NL) for IF Mark Bellhorn.
- Dec. 7 Acquired P Billy Koch from Toronto for IF Eric Hinske and P Justin Miller.
- Dec. 14 Acquired OF David Justice and cash from New York (NL) for P Mark Guthrie and P Tyler Yates.

2002

- Jan. 14 Acquired IF Carlos Pena and P Mike Venafro from Texas for P Mario Ramos, IF Jason Hart, OF Ryan Ludwick and minor league C Gerald Laird.
- March 18 Acquired P Justin Duchscherer from Texas for P Luis Vizcaino.
- May 22 Acquired OF John Mabry from Philadelphia for OF Jeremy Giambi.
- July 5 Acquired P Ted Lilly, minor league OF John-Ford Griffin and minor league P Jason Arnold from New York (AL) as part of a three-team, seven player trade in which the A's sent IF Carlos Pena, P Franklyn German and a PTBNL (P Jeremy Bonderman on Aug. 22) to Detroit for P Jeff Weaver and cash. The A's then sent Weaver to New York to complete the deal.
- July 25 Acquired Ray Durham from Chicago (AL) for minor league P Jon Adkins.
- July 30 Acquired P Ricardo Rincon from Cleveland for minor league IF Marshall McDougall.
- Nov. 16 Acquired minor league IF Mike Rouse and minor league P Chris Mowday for Toronto for P Cory Lidle.
- Dec. 3 Acquired P Keith Foulke, C Mark Johnson and minor league P Joe Valentine for P Billy Koch and two minor league players to be named later (P Neal Cotts and OF Daylan Holt on December 16).
- Dec. 15 Acquired IF Erubiel Durazo from Arizona in a four-team trade in which the A's sent a minor league PTBNL (P Jason Arnold on December 16) to Toronto; Toronto sent IF Felipe Lopez to Cincinnati; Cincinnati sent P Elmer Dessens to Arizona.

Front Office Profiles, continued

2003

- July 30 Acquired OF Jose Guillen from Cincinnati for minor league pitchers Aaron Harang, Joe Valentine and Jeff Bruksch
- Nov. 18 Acquired OF Bobby Kielty and a PTBNL from Toronto for P Ted Lilly
- Nov. 26 Acquired OF Mark Kotsay from San Diego for C Ramon Hernandez and OF Terrence Long
- Dec. 21 Acquired C Damian Miller and cash from Chicago (NL) for a PTBNL (Chris Mowday)

2004

- April 17 Acquired P Kirk Saarloos from Houston for P Chad Harville.
- June 24 Acquired P Octavio Dotel and cash from Kansas City for minor leaguer P Mike Wood and minor league IF Mark Teahan.
- Nov. 27 Acquired C Jason Kendall from Pittsburgh for P Mark Redman and P Arthur Rhodes.
- Dec. 15 Acquired IF Keith Ginter from Milwaukee for minor league P Justin Lehr and OF Nelson Cruz.
- Dec. 16 Acquired P Juan Cruz, P Dan Meyer and OF Charles Thomas from Atlanta for P Tim Hudson.
- Dec. 18 Acquired P Kiko Calero, P Danny Haren and minor league C Darcic Barton from St. Louis for P Mark Mulder.

2005

- July 13 Acquired OF Jay Payton and cash from Boston for P Chad Bradford; acquired P Joe Kennedy and P Jay Witasick from Colorado for OF Eric Byrnes, minor league IF Omar Quintanilla and cash.
- Dec. 5 Acquired P Chad Gaudin from Toronto for a PTBNL (Dustin Majewski).
- Dec. 13 Acquired OF Milton Bradley and IF Antonio Perez from Los Angeles (NL) for minor league OF Andre Ethier.

2007

- June 29 Acquired P Andrew Brown from San Diego for OF Milton Bradley and cash.
- July 16 Acquired C Rob Bowen and P Jerry Blevins from Chicago (NL) for C Jason Kendall and cash.
- Nov. 18 Acquired P Kristian Bell and P Graham Godfrey from Toronto for IF Marco Scutaro.
- Dec. 14 Acquired P Brett Anderson, P Dana Eveland, P Greg Smith, IF Chris Carter, OF Aaron Cunningham, OF Carlos Gonzalez from Arizona for P Dan Haren and P Connor Robertson.

2008

- Jan. 3 Acquired P Gio Gonzalez, P Fautino De Los Santos and OF Ryan Sweeney from Chicago (AL) for OF Nick Swisher.
- Jan. 14 Acquired P Joey Devine and P Jamie Richmond from Atlanta for OF Mark Kotsay and cash.
- July 8 Acquired P Sean Gallagher, C Josh Donaldson, IF Eric Patterson and OF Matt Murton from Chicago (NL) for P Rich Harden and P Chad Gaudin
- July 17 Acquired P Josh Outman, IF Adrian Cardenas and OF Matt Spencer from Philadelphia for P Joe Blanton
- Nov. 12 Acquired OF Matt Holliday from Colorado for P Greg Smith, P Huston Street and OF Carlos Gonzalez

2009

- Feb. 2 Acquired RHP Michael Wuertz from Chicago (NL) for OF Richie Robnett and IF Justin Sellers
- July 5 Acquired OF Scott Hairston from San Diego for P Sean Gallagher, P Craig Italiano and P Ryan Webb
- July 24 Acquired P Clayton Mortensen, IF Brett Wallace and OF Shane Peterson from St. Louis for OF Matt Holliday
- July 31 Acquired IF Tyler Ladendorf from Minnesota for IF Orlando Cabrera

2010

- Jan. 16 Acquired IF Kevin Kouzmanoff and minor league IF Eric Sogard from San Diego for OF Scott Hairston and OF Aaron Cunningham
- Feb. 1 Acquired IF Adam Rosales and OF Willy Taveras from Cincinnati for IF Aaron Miles and cash
- Nov. 10 Acquired OF David DeJesus from Kansas City for P Vin Mazzaro and minor league P Justin Marks
- Nov. 17 Acquired minor league Ps Trystan Magnuson and Daniel Farquhar from Toronto for OF Rajai Davis
- Dec. 16 Acquired OF Josh Willingham from Washington for P Henry Rodriguez and OF Corey Brown

2011

- Jan. 8 Acquired RHP Guillermo Moscoso from Texas for minor league RHP Ryan Kelly
- June 30 Acquired RHP Bruce Billings and a PTBNL (OF Eliezer Mesa on September 30) from Colorado for 2B Mark Ellis and cash
- July 31 Acquired LHP Jordan Norberto and 1B Brandon Allen from Arizona for RHP Brad Ziegler
- Dec. 9 Acquired RHP Ryan Cook, OF Collin Cowgill and RHP Jarrod Parker from Arizona for LHP Craig Breslow, RHP Trevor Cahill and cash
- Dec. 23 Acquired RHP A.J. Cole, LHP Tommy Milone, C Derek Norris and RHP Brad Peacock from Washington for LHP Gio Gonzalez and RHP Rob Gilliam
- Dec. 28 Acquired RHP Raul Alcantara, IF Miles Head and OF Josh Reddick from Boston for RHP Andrew Bailey and OF Ryan Sweeney

2012

- Jan. 16 Acquired OF Seth Smith from Colorado for RHP Guillermo Moscoso and LHP Josh Outman
- Aug. 3 Acquired minor league C David Freitas from Washington for C Kurt Suzuki and cash
- Aug. 20 Acquired SS Stephen Drew from Arizona for minor league IF Sean Jamieson
- Oct. 20 Acquired OF Chris Young and cash from Arizona for SS Cliff Pennington and minor league IF Yordy Cabrera
- Nov. 16 Acquired P Andrew Werner and IF Andy Parrino from San Diego for P Tyson Ross and minor league IF A.J. Kirby-Jones
- Dec. 18 Acquired minor league IF Jefry Marte from New York (NL) for OF Collin Cowgill

2013

- Jan. 16 Acquired C John Jaso from Seattle in a three-team trade in which the A's sent minor league Ps A.J. Cole, Blake Treinen and a PTBNL (minor league P Ian Krol on March 20) to Washington and Washington sent OF Michael Morse to Seattle

- Feb. 4 Acquired IF Jed Lowrie and P Fernando Rodriguez from Houston for IF Chris Carter, P Brad Peacock and minor league C Max Stassi
- April 4 Acquired minor league OF Jake Goebbert from Houston for P Travis Blackley
- July 30 Acquired IF Alberto Callaspo from Los Angeles (AL) for minor league IF Grant Green
- Aug. 23 Acquired C Kurt Suzuki and cash from Washington for minor league P Dakota Bacus
- Nov. 25 Acquired P Fernando Abad from Washington for minor league IF John Wooten
- Dec. 2 Acquired P Jim Johnson from Baltimore for IF Jemile Weeks and a PTBNL (minor league C David Freitas on December 12).
- Dec. 3 Acquired IF Craig Gentry and P Josh Lindblom from Texas for OF Michael Choice and minor league IF Chris Bostick; Acquired P Luke Gregerson from San Diego for OF Seth Smith
- Dec. 10 Acquired P Drew Pomeranz and minor league P Chris Jensen from Colorado for P Brett Anderson and cash
- Dec. 11 Acquired minor league OF Billy Burns from Washington for P Jerry Blevins

2014

- May 15 Acquired IF Kyle Blanks from San Diego for minor league IF Jake Goebbert at a PTBNL (minor league P Ronald Herrera on May 28)
- July 5 Acquired Ps Jeff Samardzija and Jason Hammel from Chicago (NL) for P Dan Straily, minor league IF Addison Russell, minor league OF Billy McKinney and a PTBNL or cash
- July 31 Acquired P Jon Lester, OF Jonny Gomes and cash from Boston for OF Yoenis Céspedes and a 2015 Competitive Balance Pick; Acquired OF Sam Fuld from Minnesota for P Tommy Milone
- Aug. 31 Acquired DH Adam Dunn and cash from Chicago (AL) for minor league P Nolan Sanburn
- Nov. 23 Acquired IF Ike Davis and international bonus slot 86 from Pittsburgh for international bonus slot 27
- Nov. 28 Acquired IF Brett Lawrie, Ps Kendall Graveman and Sean Nolin and minor league IF Franklin Barreto from Toronto for IF Josh Donaldson
- Dec. 8 Acquired minor league IF Joey Wendle from Cleveland for 1B/OF Brandon Moss
- Dec. 9 Acquired P Chris Bassitt, C Josh Phegley, IF Marcus Semien and minor league IF Rangel Ravelo from the Chicago White Sox for P Jeff Samardzija and P Michael Ynoa

A'S AMONG THE BEST UNDER BEANE'S WATCH

MAJOR LEAGUE'S BEST RECORDS SINCE 1998

| Club | Wins | Losses | Pct. |
|------------------|-------------|-------------|-------------|
| New York (AL) | 1804 | 1270 | .587 |
| St. Louis | 1708 | 1368 | .555 |
| Boston | 1693 | 1384 | .550 |
| Atlanta | 1685 | 1390 | .548 |
| Los Angeles (AL) | 1645 | 1433 | .534 |
| Los Angeles (NL) | 1639 | 1438 | .533 |
| San Francisco | 1637 | 1439 | .532 |
| Oakland | 1621 | 1455 | .527 |

- Dec. 11 Acquired IF/OF Mark Canha from Colorado for minor league P Austin House and cash
- Dec. 18 Acquired P R.J. Alvarez and P Jesse Hahn from San Diego for C Derek Norris, minor league P Seth Streich and international bonus slot 117

2015

- Jan. 10 Acquired IFs Ben Zobrist and Yunel Escobar from Tampa Bay for C John Jaso, minor league IF Daniel Robertson, minor league OF Boog Powell and cash
- Jan. 14 Acquired P Tyler Clippard from Washington for IF Yunel Escobar
- July 23 Scott Kazmir traded to the Houston Astros for minor league RHP Daniel Mengden and minor league C Jacob Nottingham
- July 27 Tyler Clippard and cash traded to the New York Mets for minor league RHP Casey Meisner
- July 28 Ben Zobrist and cash traded to the Kansas City Royals for RHP Aaron Brooks and minor league LHP Sean Manaea
- July 31 Felix Doubront acquired from the Toronto Blue Jays for cash; Ryan Cook traded to the Boston Red Sox for cash
- Aug. 4 Eric O'Flaherty traded with cash to the New York Mets for a PTBNL (minor league RHP Dawrin Fries)
- Sept. 10 Daniel Coulombe acquired from the Los Angeles Dodgers for cash considerations
- Nov. 20 Liam Hendriks acquired from Toronto for Jesse Chavez
- Nov. 25 Jed Lowrie acquired from Houston for minor league Brendan McCurry
- Dec. 2 Yonder Alonso and Marc Rzepczynski acquired from San Diego for Drew Pomeranz, Jose Torres and a player to be named later (Jabari Blash)
- Dec. 8 Evan Scribner traded to Seattle for minor leaguer Trey Cochran-Gill
- Dec. 9 J.B. Wendelken and minor leaguer Zack Erwin acquired from the Chicago White Sox for Brett Lawrie

2016

- Jan. 5 Arnold Leon traded to Toronto for cash
- Feb. 12 Khris Davis acquired from Milwaukee for minor leaguers Bubba Derby and Jacob Nottingham
- Feb. 25 Chris Coghlan acquired from the Chicago Cubs for Aaron Brooks
- June 9 Chris Coghlan traded to the Chicago Cubs for Arismendy Alcantara
- July 30 Billy Burns traded to the Kansas City Royals for Brett Eibner
- Aug. 1 Rich Hill and Josh Reddick traded to the Los Angeles Dodgers for Jharel Cotton, Frankie Montas and minor leaguer Grant Holmes
- Aug. 25 Marc Rzepczynski and cash traded to Washington for minor leaguer Max Schrock
- Aug. 31 Coco Crisp and cash traded to Cleveland for minor leaguer Colt Hynes
- Nov. 12 Paul Blackburn acquired from Seattle for Danny Valencia

2017

- Jan. 25 Brett Eibner traded to the Los Angeles Dodgers for minor leaguer Jordan Tarsovic
- Jan. 26 Dillon Overton traded to Seattle for minor leaguer Jason Goldstein

BASEBALL OPERATIONS

DAVID FORST

General Manager

David Forst begins his 18th season with the Athletics and his second as general manager. He was appointed to the position on Oct. 5, 2015 following the promotion of Billy Beane to executive vice president of baseball operations.

Forst's primary duties include working on all player acquisitions, contract negotiations and player evaluations. Prior to his promotion, Forst spent 12 seasons as assistant general manager after serving as an assistant to the general manager and coordinator of professional scouting.

The 40-year-old Forst graduated Cum Laude from Harvard University in 1998 with a Bachelor of Arts degree in sociology. He played baseball for the Crimson for four seasons and earned third team All-America honors as a senior in 1998. He also played for the Springfield (Ill.) Capitals of the Frontier League in 1998 and 1999.

A native of Encino, Calif., Forst resides in Berkeley, Calif. with his wife, Rebe, son, Judah, and daughter, Sasha.



DAN KANTROVITZ

Assistant General Manager

Dan Kantrovitz enters his third season as assistant general manager and his sixth in the A's organization. He is involved in all aspects of the A's baseball operations department with a primary focus on overseeing statistical analysis for evaluating and targeting players in the amateur draft, free agent and trade markets.

Kantrovitz previously worked with the A's from 2009-11 with responsibilities in international operations and baseball operations analysis. He joined the St. Louis Cardinals in 2012 as director of scouting, and spent three seasons in that role before returning to the A's. Kantrovitz began his front office career with the Cardinals in 2004 and held various duties in baseball operations before joining the A's in 2009.

Prior to working in baseball, Kantrovitz was twice an all-Ivy League shortstop at Brown University, where he received a bachelor's degree in organizational behavior and management in 2001. He was drafted by the Cardinals in the 25th round of the 2001 MLB draft. After a shoulder injury shortened his professional career, he worked as an investment banking analyst and for a company providing statistical analysis to major league teams. Kantrovitz received a master's degree in statistics from Harvard University in 2009.

Kantrovitz, 38, and his family reside in Oakland.



DAN FEINSTEIN

Assistant General Manager, Pro Scouting and Player Personnel

Dan Feinstein enters his second season as assistant general manager, pro scouting and player personnel and his 17th in the Athletics organization. He was promoted to his current position after four years as director of professional scouting/baseball development. In addition to guiding the team's professional and international scouting efforts, Feinstein assists Billy Beane and David Forst in all aspects of baseball operations, including contract negotiations, arbitration, trade analysis, and the interpretation of ML rules.

This is Feinstein's second stint with the A's, having previously served in a variety of capacities from 1994-2004, including the role of assistant, amateur scouting and video coordinator. He spent the 2005 season as coordinator, baseball operations for the Los Angeles Dodgers and was director, baseball operations for the Tampa Bay Rays for six seasons from 2006-11 prior to rejoining the A's.

A native of Lafayette, CA, he attended UC Davis and earned a degree in Medieval European History. Feinstein resides in Lafayette with his wife, Meghan, and two children, Will and Charlotte.



BILLY OWENS

Assistant General Manager/Director of Player Personnel

Billy Owens begins his 19th season with the Athletics and his second as assistant general manager/director of player personnel. He was promoted to the position after spending the previous 12 seasons as director of player personnel. Owens' responsibilities include providing input and recommendations for potential trades and free agent signings, along with evaluation in the area of amateur scouting.

Prior to moving into a front office position, Owens spent five seasons as a hitting coach in the A's minor league system, with stops at Southern Oregon (1999), Vancouver (2000-01) and Arizona (2002-03). In addition to his coaching duties, Owens also assumed scouting responsibilities as an area scout and was promoted to East Coast Scouting Coordinator in 2003.

A third round pick (72nd overall) by the Baltimore Orioles in the 1992 June Draft, Owens played seven seasons of minor league ball with the Baltimore (1992-96) and Houston organizations (1997-98) before joining the A's as an area scout.

A native of San Jose, Calif., Owens attended the University of Arizona, where he played both baseball and football. He was a football, basketball and baseball standout at Bellarmine College Preparatory and is a member of the school's hall of fame. Billy O makes his off-season home in Scottsdale, Ariz.



KEITH LIEPPMAN

Director of Player Development

Keith Lieppman begins his 47th year with the A's and 26th season as the organization's director of player development, with responsibilities in the assignment, development and evaluation of players throughout the A's farm system, which consistently ranks among the best in the game. He also coordinates field instruction for the entire minor league system.

Lieppman's gilded reputation as one of baseball's finest personnel executives was further amplified in 2010 when he received the Sheldon "Chief" Bender Award from Minor League Baseball for "distinguished service and being instrumental in player development" during his career.

Lieppman has managed on all levels of the A's minor league system, beginning in Modesto in 1980 and most recently with the Triple-A Tacoma Tigers from 1985-87. He also managed the Lacey Tigres of the Dominican Winter League in 1986. He began his baseball career in 1971 as a minor league player for the A's.

Keith is a graduate of the University of Kansas with a degree in journalism. He resides in Prescott, Ariz. with his wife, Corinne.



ERIC KUBOTA

Director of Scouting

Eric Kubota is in his 33rd season with the Athletics organization and his 16th as director of scouting.

Kubota has overseen the club's last 15 drafts that have produced dozens of players who have risen to the major leagues with various clubs, including current A's Sean Doolittle (2007), Ryan Dull (2012), Sonny Gray (2011), Ryon Healy (2013), Bruce Maxwell (2012), Matt Olson (2012) and Chad Pinder (2013). Kubota's talents as an evaluator helped assemble the majority of the A's minor league system that has combined for a 5657-5550 (.505) record over the last 15 seasons.

In January 2014, Kubota was honored as "Scout of the Year" by the Santa Clara County Hot Stove Committee.

Prior to assuming his current position, Kubota served as the club's supervisor of international scouting for three seasons, overseeing the scouting staff and player evaluations in the Dominican Republic and Venezuela.

Kubota, 52, began his baseball career in June of 1984 while he was an undergraduate at the University of California, Berkeley, spending the better part of six seasons working in the A's media relations department. In November of 1989, he joined the baseball operations staff as an assistant director of scouting, handling daily administrative duties of the scouting department, including preparation work for the Rule 4, Rule 5 and June drafts, compiling the team's prospect book and preparing statistical information.



Baseball Operations, continued

He was elevated to Pacific Rim coordinator in November of 1996, where he acted as a liaison between the A's and Asian baseball teams in addition to his scouting duties in Northern California and Hawaii.

Eric graduated from Cal in 1986 with a bachelor of arts degree in political science. He resides in Rocklin, Calif. with his wife, Karen, and their two children.

TED POLAKOWSKI

Director of Minor League Operations

Ted Polakowski enters his 19th season as director of minor league operations and 35th in the organization. He oversees all aspects of the club's training facility in Mesa, where he was project manager for the renovations to Hohokam Stadium and the Lew Wolff Training Complex in 2014-15. He also handles budgeting and purchasing responsibilities for the organization's entire minor league system and assists in the management of the A's baseball operation in the Dominican Republic.

Polakowski joined the A's organization in 1984 as an athletic trainer for the Idaho Falls affiliate. He also headed up training staffs in Pocatello (1985), Medford (1986-87) and with the A's team in the Arizona Rookie League (1988) before moving into administrative duties on a full time basis in 1989. He was promoted to his current position prior to the 1999 season.

A native of Somerville, N.J., Polakowski graduated from Arizona State University in 1984 with a degree in health education and sports medicine. He currently resides in Mesa, Ariz. with his three children, Matthew, Krysta and Michael. Polakowski also has a fourth child, Kimberly, who resides in Okinawa, Japan.



CHRIS PITTARO

Special Assistant to the General Manager

Chris Pittaro enters his 27th season in the Oakland organization, his sixth as a special assistant to the general manager. Prior to being named to his current position, Pittaro served as director of professional scouting for five years. He spent the previous six seasons as national field coordinator after serving as an area scout and national cross checker with the Athletics since 1991.

In 2012, Pittaro was inducted into the Professional Baseball Scouts Hall of Fame.

Selected by the Detroit Tigers in the 1982 June First Year Player Draft, Pittaro made his major league debut with the Tigers in 1985, batting .242 in 28 games. He was traded to the Minnesota Twins in 1986 and spent parts of the '86 and '87 seasons on the Twins big league roster. He retired during the 1988 season.

Pittaro attended the University of North Carolina from 1980-82 before signing with the Tigers following his junior season. After he retired as a player in 1988, he enrolled in Rider College in New Jersey where he obtained a bachelor of science degree in finance in 1991, graduating Summa Cum Laude.

The 55-year-old Pittaro is a native of Hamilton, N.J., where he still lives with his wife, Lisa. He has three children.



GRADY FUSON

Special Assistant to the General Manager

Grady Fuson, former Oakland Athletics' scouting director and one of the game's most respected scouts and baseball executives, returned to the A's in 2010 as a special assistant to the general manager.

Fuson, who began his career as an area scout with Oakland in 1982, has now spent 26 seasons with the A's organization, including seven years as scouting director from 1995-2001. Prior to his current position with the Athletics, he served as vice president of scouting and player development with San Diego from 2006-09 after joining the Padres in 2005 as a special assistant to the general manager.

His first stint with the A's ended in 2002, when he joined the Texas Rangers as assistant general manager, spending three seasons in charge of the Rangers' scouting and player personnel.



After a two-year stint playing in the minor leagues, Fuson became head baseball coach at the University of Puget Sound in Washington. He was hired by the A's in 1982. During his tenure in Oakland, he played a prominent role in drafting such players as Eric Chavez, Tim Hudson, Mark Mulder and Barry Zito, which provided the impetus for the franchise to feature five playoff teams over a seven-year period from 2000-06.

PAMELA PITTS

Director of Baseball Administration

Pamela Pitts enters her 36th season in the organization and 25th as director of baseball administration. Her responsibilities include managing the day-to-day business side of the baseball operations department, including governing all major and minor league staff contract administration, player records, waivers, payroll issues and transactions. She started her baseball career with the A's in November of 1981 as the minor league and public relations secretary. Pamela resides in Danville, Calif. with her husband, Dan Dunn.



SPORTS MEDICINE STAFF

NICK PAPARESTA

Head Athletic Trainer

Nick Paparesta enters his seventh season as the Oakland A's head athletic trainer. He previously served as the Tampa Bay Rays' assistant trainer for three seasons.

Paparesta, a native of Fort Myers, Fla., spent five years in the Rays' organization. He joined Tampa Bay in 2006 as Minor League head trainer and rehabilitation coordinator, overseeing all Minor League trainers and rehabilitation with Minor League players in that role for two seasons. He was promoted to the Major League level in 2008 and was a member of Tampa Bay's American League championship team that year.

Prior to his stint with the Rays, Paparesta worked in the Cleveland Indians organization for 11 seasons, including four years with Triple-A Buffalo. He is a graduate of Baldwin-Wallace College in Berea, Ohio, and holds certifications by the National Athletic Trainers' Association (NATA) and National Strength and Conditioning Association (NSCA).

Paparesta resides in Dublin, Calif. with his wife, Kristel, and two children, Noah and Alaina.



JEFF COLLINS

Assistant Athletic Trainer

Jeff Collins is in his 20th season in the A's organization, his first as assistant athletic trainer on the Major League training staff after spending 19 seasons working with A's minor leaguers. He joined the Oakland organization as an athletic trainer at Short-Season Southern Oregon (1998-99) and also served in the same capacity for Single-A Visalia (2000) and Short-Season Vancouver (2004). Collins has also spent 16 seasons as the A's minor league medical coordinator and earned PBATS Coordinator of the Year honors in 2016. Collins holds a degree in athletic training from Southern Illinois University at Carbondale and received his masters in health, wellness and exercise science at the University of Nevada at Reno. He is a certified member of the National Athletic Trainers' Association (NATA) and is a licensed athletic trainer in the state of Arizona, where he resides with his wife, Renea, and their daughter, Breanne.



10 OR MORE RUNS IN AN INNING IN OAKLAND HISTORY

| Runs | Opponent | Inning | Date | Runs | Opponent | Inning | Date |
|------|-------------|--------|-----------------|------|-----------------|--------|--------------------|
| 13 | California | B-1 | July 5, 1996 | 10 | at Kansas City | T-3 | June 18, 2000 |
| 10 | Milwaukee | B-4 | May 9, 1972 | 10 | at Minnesota | T-4 | September 11, 2013 |
| 10 | at New York | T-5 | August 29, 1989 | 10 | at Chicago (AL) | T-4 | September 15, 2015 |
| 10 | Seattle | B-3 | June 23, 1992 | | | | |

BRIAN SCHULMAN

Assistant Athletic Trainer

Brian Schulman enters his seventh season as an assistant athletic trainer with the A's after previously serving seven years at the University of California, Berkeley. At Cal, Schulman held the post of assistant athletic trainer from 2004-08 before being promoted to rehabilitation coordinator in 2009. During his stint as assistant athletic trainer, he oversaw the sports of baseball, men's water polo and women's soccer. Schulman also served previous internships with the San Francisco 49ers in 2003-04 and the Los Angeles Dodgers in 2000, as well as being a graduate assistant trainer at Fresno State in 2001-03. He is a certified strength and conditioning coach (CSCS) from the NSCA, and holds a bachelor's degree in political science from UC Santa Barbara (2001) and a Masters in kinesiology from Fresno State (2003). He resides in San Ramon, Calif. with his wife, Megan, and their two sons, Luke and Gavin.



JOSH CUFFE

Strength and Conditioning Coach


Josh Cuffe enters his sixth season with the Athletics organization, his first as strength and conditioning coach on the Major League staff after spending the last five seasons as the minor league strength and conditioning coordinator. He began his career in the Houston Astros organization and spent two seasons as strength coach at Salem (2005-06) before spending five seasons in the Arizona Diamondbacks farm system, also serving as strength coach at South Bend (2007), Visalia (2008), Mobile (2009) and Reno (2010-11). Cuffe is a certified strength and conditioning coach (CSCS), registered strength and conditioning coach (RSCC) and corrective exercise specialist (CES) and holds a bachelor's degree in exercise science from Dakota State University. He resides in Chandler, Ariz. with his wife Kindra, their daughter Olive and son Lincoln.



OZZIE LYLES

Major League Massage Therapist

Ozzie Lyles enters his ninth season as the Oakland A's team massage therapist. He previously worked several years with many professional athletes, while also studying and practicing sport and medical massage since 1992. He was employed at Oakbay Chiropractic in Oakland from 2004-09 under the Oakland Raiders' team orthopedic surgeon, Dr. Warren Strudwick, and also has worked for Dr. Steve Isono, the Olympic and track and field orthopedic physician, in Emeryville. The Oakland, Calif. native also worked at Club One in Oakland.



MEDICAL CONSULTANTS



Allan Pont, M.D.
Team Physician



Elliott Schwartz, M.D.
Internal Medicine



Jon Dickinson, M.D.
Team Orthopedist



Will Workman, M.D.
Team Orthopedist

CLUBHOUSE AND STAFF

MICKEY MORABITO

Director of Team Travel

Mickey Morabito enters his 38th season as the Athletics' director of team travel. He is responsible for arranging the transportation and accommodations of the team during spring training and the regular season. He has the second longest tenure among active major league traveling secretaries. Morabito's career in professional baseball spans four decades, dating back to 1970 when he served as a batboy for the New York Yankees. He worked in the Yankees public relations department for seven seasons, working as an assistant from 1974-76 before taking over the director's duties in 1977. While with the Yankees, he managed the club's media relations efforts during the club's back-to-back World Championship seasons of 1977 and '78. Morabito joined the Athletics organization in the spring of 1980, handling dual roles as the club's director of public relations and traveling secretary. During his long career, he has been a part of six World Series teams, three with the A's and three with the Yankees. A native of Brooklyn, NY, Morabito attended Lafayette High School in Brooklyn and later earned his bachelor of arts degree in physical education from Hunter College in New York City. A fan of Frank Sinatra, Dean Martin, fine dining and hockey, Mickey makes his home in Alameda and Manhattan Beach with his wife Barbara.



STEVE VUCINICH

Equipment Manager

A fixture in the A's organization ever since the club moved to Oakland in 1968, Steve Vucinich enters his 24th season as the club's equipment manager after serving as the visiting clubhouse manager from 1974-93. An Oakland native, Vucinich joined the A's organization as a ball boy in 1968 when the franchise relocated from Kansas City. From 1969-73, he served as an assistant in the home clubhouse before being named visiting clubhouse manager in 1974. Vucinich is a past president of the Major League Baseball Equipment Manager's Association and currently serves on the MLBMA's board of directors and is a past member of the advisory committee for Major League Baseball Properties. Vucinich graduated from St. Joseph's High School in Alameda and Chabot College in Hayward. Commonly referred to as the A's historian, he makes his off-season home in Scottsdale with his wife, Valerie, and daughter, Kayla, who is a graduate of Gonzaga University.



MIKE THALBLUM

Visiting Clubhouse Manager

The 2017 season marks Mike Thalblum's 37th season in the A's organization and his 24th as the visiting clubhouse manager. He began his baseball career when he was 13 years old, serving as a clubhouse assistant in the team's spring training clubhouse in Phoenix. In 1985, Thalblum relocated to Oakland to work in the visiting clubhouse with Steve Vucinich and then in 1992, moved across the hall to the home side where he worked with the late Frank Cienczyk for two seasons. In 1994, he assumed his current position as the visiting clubhouse manager. A native of Scottsdale, Ariz., Mikey and his wife,



POSTSEASON BESTS

| World Championships | Division Titles | Postseason Appearances | Postseason Wins |
|---------------------|---------------------|------------------------|---------------------|
| Yankees 27 | Yankees 18 | Yankees 52 | Yankees 223 |
| Cardinals 11 | Braves 17 | Dodgers 30 | Cardinals 130 |
| Athletics 9 | Athletics 16 | Cardinals 28 | Giants 98 |
| Red Sox 8 | Dodgers 15 | Athletics 26 | Red Sox 90 |
| Giants 8 | Cardinals 14 | Giants 26 | Dodgers 89 |
| | | | Athletics 82 |

Clubhouse and Staff, continued

Janine, make their home in Dublin, Calif. with their son, Stewart Robert, who is named after former A's pitchers Dave Stewart and Bob Welch; and Jonathon David.

BRIAN DAVIS

Assistant Equipment Manager

Brian Davis, who first joined the Oakland A's as a batboy in 1991, is entering his 23rd season as the club's assistant equipment manager. He is responsible for assisting Steve Vucinich in the day-to-day operation of the clubhouse, ranging from all equipment needs and meal planning, to occasionally travelling with the team on road trips. A native of Newark, Calif., Davis is a graduate of Placer High School in Auburn, Calif. and later attended both Chico State and Cal State Hayward. He is married and lives with his wife, Pam, and their two children—son, Owen, and daughter, Sophia—in Goodyear, Ariz.



CLAY WOOD

Head Groundskeeper

The 2017 season marks Clay Wood's 23rd season as the head groundskeeper of the Oakland Coliseum and his 28th in the Athletics organization. Under his direction, the Coliseum's playing surface is considered by players to be among the best in the major leagues. Clay joined the A's organization in May of 1989 as part of the club's spring training field maintenance team. A native of Fort Worth, Tex., Wood earned his bachelor of science degree in marketing from Arizona State University. Woody and his wife, Lisa, make their home in Danville, Calif. with their son, Tyler, and daughter, Katie.



ADAM RHODEN

Video Coordinator

Adam Rhoden begins his 24th season with the Oakland A's organization and 14th as the team's video coordinator. As a senior in high school, Rhoden first joined the team as an attendant in the home clubhouse. He served in that capacity from 1994-97 before moving to the visiting clubhouse as the main assistant and umpire attendant until 2003. During that time, he also assisted inside the A's player video room, eventually being promoted to his current position in 2004. As the A's video coordinator, Rhoden provides daily advance and video reports to Oakland's players and coaching staff, and also travels full-time with the team. In addition to working for the Oakland A's, Adam served as the Golden State Warriors' assistant equipment manager from 1998-2002. A Bay Area native who grew up in Suisun, Rhoden attended UC Davis where he received a bachelor's degree in economics. He currently resides in San Ramon, Calif.



ADDITIONAL CLUBHOUSE STAFF



Cliff Clavin
Clubhouse Assistant



Ruben Virgen
Clubhouse Assistant



Matt Weiss
Umpire/Clubhouse
Assistant



Phil Pohl
Bullpen Catcher

JIM LEAHEY

Vice President, Sales and Marketing



Jim Leahey enters his 11th season with the Oakland Athletics as vice president, sales and marketing. He leads the team's sales and marketing efforts, including corporate partnerships, tickets, advertising, and promotions. Under his direction, the Athletics have won multiple awards for their advertising campaigns. The "Green Collar Baseball" campaign was recognized in 2016 by the National Sports Forum with a first place ADchievement award in the television category. Leahey is spearheading the organization's efforts to deliver exceptional value through an outstanding fan experience.

Prior to joining the A's, Leahey spent 14 years with Sony Corporation, working in product development, marketing and general management roles. Spending time in Sony's US and global operations, he worked in Latin America as general manager and country manager of Sony Peru, and in the United States as general manager and vice president of the Peripherals and Enhancements (accessories) Group. Leahey joined the A's in December of 2006.

A native of Rhode Island, Leahey earned his bachelor's degree in economics from Brown University and his master's in business administration from the Harvard Business School. Jim resides in Danville, Calif. with his wife, Kira, and their three children.

KEN PRIES

Vice President, Broadcasting and Communications



Celebrating his 27th season with the Athletics organization, Ken Pries was promoted to his current position of vice president, broadcasting and communications in March of 2000 after serving as the team's senior director for broadcasting and communications for the previous three years.

Pries oversees all of the A's television and radio matters, in addition to the club's community relations, public relations and A's Productions departments.

Pries is responsible for negotiating all of the team's broadcast agreements, which include the A's radio flagship station 95.7 FM The Game, the A's Radio Network and television partnership with Comcast SportsNet California. The A's will televise all 162 games this year.

In 2016, the A's launched the A's Community Fund 50/50 raffle, which raised more than \$365,000 to support the A's Youth Uniform Program. The Youth Uniform Program will distribute more than 10,000 jerseys and baseball caps at no-cost to youth baseball players across the East Bay in 2017.

Annually, the A's Community Fund distributes more than \$600,000 to various projects and made donations to over 1,500 various charities throughout Northern California. In 2011, the team, in conjunction with Sony Pictures, raised more than \$370,000 in charitable donations at the premiere of *Moneyball*, with proceeds going to support Children's Hospital and Research Center Oakland and Stand Up To Cancer. The annual A's Community Fund Golf Tournament, held at the Round Hill Country Club in Alamo, raised more than \$100,000 and the 18th Annual Breast Cancer Awareness Day raised more than \$112,000 for the American Cancer Society and the Cancer Prevention Institute of California. The A's 17th Annual Root Beer Float Day raised more than \$30,000 for the Juvenile Diabetes Research Foundation.

Prior to joining the A's organization in 1991, Pries worked seven years with KSFO radio, where he was an executive producer for A's broadcasts, as well as Stanford football and men's basketball broadcasts. Before his KSFO stint, Pries served as a sports coordinator at KNBR radio from 1979-84, where he worked on the station's broadcasts of San Francisco Giants baseball games, along with University of San Francisco and Golden State Warrior basketball games.

A native of Alameda, Calif., Pries graduated from San Francisco State University, where he majored in broadcast communicational arts. He resides in San Ramon, Calif.

DAVID RINETTI

Vice President, Stadium Operations



David Rinetti enters his 37th season with the A's organization and his 17th as vice president, stadium operations.

In his current position, Rinetti coordinates event management, oversees all game day employees, including ushers, security officers, ticket takers, parking attendants and grounds crew, and assists in all construction related issues at the Oakland Coliseum. He is also the team's liaison with local law enforcement agencies and Major League Baseball's Security Department.

The 52-year-old Rinetti began his career with the A's in 1981, serving as stadium operations assistant, where he organized in-stadium promotions and giveaways. From 1987-93, he managed game day operations and maintenance of the A's luxury suites. In 1994, he was promoted to director of stadium operations and was elevated to vice president in March of 2000.

Rinetti also worked with Major League Baseball's Security Department at the 1995, 1998, 2007, 2010, 2012 and 2015 World Series, in addition to the 1998, 2002, 2007 and 2011 All-Star Games. He is also a member of the Major League Baseball Stadium Operations Advisory Committee.

A 1986 graduate of California State University, Hayward with a degree in business administration, Rinetti served as the A's chief liaison during the filming of the movie Moneyball at the Coliseum in 2010.

PAUL WONG

Vice President, Finance



Paul Wong enters his 22nd season with the Athletics organization and 17th as vice president, finance. He is responsible for all of the club's financial technology and telecommunications affairs, including overseeing the accounting and IT departments, management of the company's annual budget and cash flow, the preparation of financial forecasts, reports and tax returns for the company and Major League Baseball, as well as analyzing and implementing the company's technology and telecommunication requirements.

Wong joined the Athletics in January of 1996 as a controller after serving four years with KPMG in Oakland as a supervising tax specialist and senior auditor and two years as an accounting analyst for Pacific Gas and Electric Company in San Francisco.

A native of the Bay Area, Wong earned his bachelor of science degree in business administration from California State University, Hayward in 1990. He currently resides in Dublin, Calif. with his wife, Trish, son, Zachary and daughter, Kaylee.

OAKLAND ATHLETICS DOUBLEHEADERS

| Team | Home W-L-S | Road W-L-S | Totals W-L-S | Last Doubleheader | Result |
|------------------|-----------------|-----------------|------------------|----------------------------------|--------------------------|
| Baltimore | 5-1-0 | 3-3-6 | 8-4-6 | September 23, 1999 at Baltimore | W, 9-6; L, 4-12 |
| Boston | 1-1-2 | 0-1-1 | 1-2-3 | August 20, 1997 at Oakland | L, 5-7; L, 4-5 (13) |
| Chicago | 6-6-4 | 5-6-5 | 11-12-9 | June 12, 1983 at Oakland | L, 10-12 (11); L, 1-8 |
| Cleveland | 2-0-5 | 4-5-6 | 6-5-11 | September 14, 1996 at Cleveland | L, 2-9; L, 8-9 |
| Detroit | 3-0-3 | 1-1-5 | 4-1-8 | August 22, 1998 at Oakland | W, 7-2; W, 7-1 |
| Kansas City | 4-1-7 | 3-5-4 | 7-6-11 | September 4, 2008 at Kansas City | L, 4-5 (10); L, 6-9 |
| Los Angeles (AL) | 4-0-7 | 1-1-2 | 5-1-9 | July 16, 2011 at Oakland | L, 2-4; W, 4-3 (10) |
| Milwaukee | 2-0-4 | 3-1-4 | 5-1-8 | August 10, 1997 at Oakland | W, 4-3; L, 5-9 |
| Minnesota | 4-4-3 | 3-10-10 | 7-14-13 | May 26, 2001 at Minnesota | W, 5-4 (10); L, 6-7 (10) |
| New York | 0-3-1 | 2-0-7 | 2-3-8 | August 4, 1998 at Oakland | L, 4-10; L, 5-10 |
| Philadelphia | 0-0-0 | 0-1-0 | 0-1-0 | June 8, 2003 at Philadelphia | L, 1-7; L, 3-8 |
| Seattle | 2-0-5 | 0-0-0 | 2-0-5 | May 7, 2014 at Oakland | L, 4-6 (10); W, 2-0 |
| Texas | 2-3-9 | 2-3-5 | 4-6-14 | May 29, 2009 at Texas | L, 3-6; L, 2-5 |
| Toronto | 1-0-2 | 1-1-1 | 2-1-3 | July 8, 1995 at Oakland | L, 6-9; W, 6-3 |
| Totals | 36-19-52 | 28-38-56 | 64-57-108 | | |

FRONT OFFICE STAFF



David Adame
Director of Ticket
Operations



Catherine Aker
Director of Corporate
Communications



John Anki
Director of Finance



Elisabeth Aydelotte
Guest Services
Manager



Nicole Bailey
Account Executive



Maggie Baptist
Executive Offices
Receptionist



Zak Basch
Media Relations
Manager



Mark Bashuk
Director of
Database Services



Andrew Bleaken
Account Executive



Alex Blodgett
Account Executive



Thomas Brown
Account Executive



Dick Callahan
Public Address
Announcer



Phil Chapman
Senior Account
Executive



Warren Chu
Senior Manager,
Broadcast Services



Daniel Contreras
Motion Graphics
Manager



Lucas Coyle
Corporate
Partnerships Assistant



Nick Cukar
Senior Staff
Accountant



Rose Dancil
Payroll Manager



Bryan Deierling
Senior Account Manager,
Corporate Partnerships



Brian DiTucci
Senior Director of
Ticket Sales



David Don
Senior Director Engineering
& Multimedia Services



Aaron Dragomir
Senior Manager,
Season Ticket Sales



Benjamin Drake
Account Executive



Miguel Duarte
Executive Assistant,
President & Board Liaison



Randy Duran
Senior Manager of
Stadium Services



Dori Eisenthal
Client Services
Representative



Elizabeth Espinoza
Human Resources
Manager



Steve Fanelli
Executive Director of
Ticket Sales & Operations



Erik Farrell
Manager of
Authentication



David Frieberg
Senior Manager
of IT

Front Office Staff, continued



Debbie Gallas
Media Services
Manager



James Gibson
Arizona Clubhouse
Manager



Brianne Gidcumb
Premium Services
Coordinator



Catherine Glazier
Senior Manager,
Ticket Services



Jill Golden
Senior Account Manager,
Corporate Partnerships



Travis Gorsch
50/50 Raffle and Jersey
Program Coordinator



Melissa Guzman
Senior Coordinator,
Community Relations



Scott Hatteberg
Special Assistant to
Baseball Operations



Nathan Hayes
Senior Director of
IT



Patricia Heagy
Box Office
Coordinator



Victoria Hill
Ticket Operations
Coordinator



Ryan Horning
Assistant General
Counsel



Chad Huss
Arizona
Groundskeeper



Scott Ibaraki
Account Executive



David Jackson-Hanen
Research Scientist



Chloe Janfaza
Guest Services
Assistant



Caleb Janowski
Special Events
Assistant



Kasey Jarcik
Senior Director of
Finance



Tina Jimenez
Office Services
Coordinator



Chris Jio
Senior Desktop
Administrator



Carolyn Jones
Executive Assistant to
President & Ownership



Ryan Kay
Client Services
Representative



Neil Kraetsch
General Counsel



Kim Kubo
Senior Director of
Human Resources



Paul La Veau
Senior Director of
Stadium Operations



Matt Langseth
Premium Services
Manager



Barbara Lantz
Sales & Marketing
Assistant



Kristy Ledbetter
Senior Manager of Stadium
Operations Events



Adam Loberstein
Player and Media
Relations Manager



Travis LoDolce
Senior Manager of
Marketing



Franklin Lowe
Director of
Partnership Services



Kevin Lowe
System
Administrator



Ben Lowry
Scouting Assistant



Isabelle Mahaffey
Senior Accountant,
Accounts Payable



Justin Marshall
Entertainment/
Production Coordinator



Haley McCollough
Corporate Partnerships &
Special Projects Assistant



Tavis McDowell
Client Services
Representative



Thomas Miller
Arizona Assistant
Clubhouse Manager



Nancy Moriuchi
Administrative Assistant,
Player Development



Danna Mout
Senior Accountant



Rob Naberhaus
Director, Baseball
Systems



Michael Neis
Client Services
Manager



Parker Newton
Senior Account Executive,
Premium Seating



Nicola Norris
Client Services
Representative



David Nosti
Group Sales
Manager



Mike Ono
Creative Services
Manager



Detra Paige
Director of
Community Relations



Steve Pastorino
Senior Director,
Corporate Partnerships



Alissa Persichetti
Account Executive



Ryan Phelan
Account Executive



Joe Pun
Spring Training Sales
& Operations Manager



Casey Quirke
Ticket Office
Accountant



Heather Rajeski
Senior Manager of
Promotions & Events



Austin Redman
Ticket Operations
Manager



Matthew Reiersgaard
Database
Coordinator



Daniel Roach
Manager, Database
Services



Rhonda Romero
Creative Services
Coordinator



Mike Selleck
Baseball Information
Manager



Matt Shelton
Director Entertainment/
Production



Betty Shinoda
Executive Assistant

Front Office Staff, continued



Jason Silva
Stadium Operations
Coordinator



Troy Smith
Senior Director of
Marketing



Elizabeth Staub
Marketing
Coordinator



Katie Strehlow
Human Resources
Assistant



Kara Tsuboi
In-Game Host



Chris Van Dyne
Senior Account Executive,
Premium Seating



Matt Van Norton
Stadium Operations
Manager



Laiken Whitters
Marketing
Coordinator



Chad Yaconetti
Arizona Assistant
Clubhouse Manager



Amanda Young
Community Relations
Coordinator



Michael Zagaris
Team
Photographer



Josh Ziegenbusch
Senior Director of
Service & Retention

A'S PROMOTION AND SPECIAL EVENT SCHEDULE


| Day | Date | Opponent | Promotion/Special Event (Sponsor) | Distribution |
|-------|----------|----------------|---|--------------|
| Mon. | April 3 | Los Angeles-AL | Opening Night/Opening Night Pennant (CSN California) | 25,000 fans |
| Tues. | April 18 | Texas | Special Event: Korean Heritage Night (Cache Creek Casino Resort) | |
| Fri. | April 21 | Seattle | Pet Calendar (Central Garden & Pet) | 10,000 fans |
| Sat. | April 22 | Seattle | Warriors/A's T-Shirt (Cache Creek Casino Resort) | 10,000 fans |
| Sun. | April 23 | Seattle | Khrist Davis Striped Socks (Black Bear Diner) Special Event: Little League Day #1 (Black Bear Diner) | 15,000 fans |
| Sat. | May 6 | Detroit | Bob Melvin Bobblehead (Comerica Bank) | 15,000 fans |
| Sun. | May 7 | Detroit | Sean Manaea LED Watch (Black Bear Diner) Special Event: Little League Day #2 (Black Bear Diner) | 15,000 fans |
| Fri. | May 19 | Boston | Bay Area Hip Hop Fireworks (Lagunitas) | |
| Sun. | May 21 | Boston | Special Event: Scout Day | |
| Sat. | June 3 | Washington | Khrist Davis Bobblehead (XFINITY)/Special Event: Autism Awareness Day | 15,000 fans |
| Sun. | June 4 | Washington | Play Ball Weekend Bat and Ball Set (MLB/Chevrolet) | 15,000 fans |
| Tues. | June 6 | Toronto | Special Event: Pride Night | |
| Fri. | June 16 | New York-AL | Fireworks (Ray Morgan Company) | |
| Sun. | June 18 | New York-AL | Marcus Semien Starting Lineup Action Figurine (Ashby Lumber/Humboldt Redwood Company) | 15,000 fans |
| Tues. | June 20 | Houston | Special Event: Swim Team Night | |
| Sat. | July 1 | Atlanta | Miguel Tejada and Barry Zito Bobblehead/Early 2000s Turn Back the Clock Day | 15,000 fans |
| Sun. | July 2 | Atlanta | Patriotic Tote Bag (MLB Network)/ Special Event: 5K Run | 20,000 fans |
| Mon. | July 3 | Chicago-AL | Independence Day Fireworks (PlayStation) | |
| Sun. | July 16 | Cleveland | Backpack (ROSS)/ Special Event: Brunch at the Ballpark | 10,000 fans |
| Tues. | July 18 | Tampa Bay | Special Event: Root Beer Float Day | |
| Fri. | July 28 | Minnesota | G-Eazy Bobblehead with Sound (Majestic) | 15,000 fans |
| Sat. | July 29 | Minnesota | Witches and Wizards Fireworks (XFINITY) | |
| Fri. | Aug. 11 | Baltimore | Baseball Card Packs (Topps) | 15,000 fans |
| Sat. | Aug. 12 | Baltimore | Sing-a-Long Fireworks (Chevron) | |
| Tues. | Aug. 15 | Kansas City | Special Event: Jewish Heritage Night | |
| Fri. | Aug. 25 | Texas | Special Event: Italian Heritage Night | |
| Tues. | Sept. 5 | Los Angeles-AL | Special Event: Cal Night | |
| Sat. | Sept. 9 | Houston | Special Event: Faith and Family Day | |
| Sun. | Sept. 10 | Houston | Pink Ribbon Socks (Sutter Health) Special Event: Breast Cancer Awareness Day (Sutter Health) | 10,000 fans |
| Fri. | Sept. 22 | Texas | Special Event: Filipino Heritage Night (Cache Creek Casino Resort) | |
| Sat. | Sept. 23 | Texas | STAR WARS™ Fireworks/Special Event: STAR WARS™ Giveaway | |
| Tues. | Sept. 26 | Seattle | Special Event: Portuguese Heritage Night | |

For the most up-to-date promotions and special events schedule, visit www.athletics.com/promotions.
Dates, giveaways and events are tentative and subject to change.



Marcus Semien hit 27 home runs in 2016 to become the fifth shortstop in Athletics history with 20 home runs.

2017 ATHLETICS

**MANAGER**

Robert Paul Melvin

Named as A's interim manager, June 9, 2011

Birthdate: October 28, 1961

Birthplace/Resides: Palo Alto, California / Berkeley, California

Contract Status: Sixth year of a seven-year contract through 2018

Bob Melvin has led the A's to three postseason appearances and a 462-447 (.508) record in five-plus seasons as manager of the Oakland A's after being named interim manager, June 9, 2011. His 462 wins are fourth most in franchise history behind Connie Mack (3582), Tony La Russa (798) and Art Howe (600). Melvin now has a mark of 955-955 (.500) in 13 seasons as a Major League manager, including stints with the Seattle Mariners (2003-04) and Arizona Diamondbacks (2005-09).

Melvin guided the A's to a 47-52 (.475) record in 2011 after Oakland started the season 27-36 (.429). He then led the A's to back-to-back AL West titles in 2012 and 2013 with records of 94-68 and 96-66. Melvin became the first manager to lead the A's to consecutive division titles since Tony La Russa won three straight from 1988-90.

Melvin was named AL Manager of the Year by the *Baseball Writers Association of America* in 2012 after the A's became the fifth team in Major League history to win a Pennant or Division after trailing by 13 or more games and the first to come back when trailing by five or more games with fewer than 10 games remaining. That club employed 19 rookies, including 12 pitchers. Melvin became only the second manager in Oakland history (Tony La Russa, 1988 and 1992) to win the award. He also became only the 14th manager in MLB history to win the award at least twice in a career, and just the sixth manager to win the award in both leagues.

The A's finished 88-74 in 2014 but reached the postseason for the third consecutive year as a Wild Card. Oakland has logged back-to-back 90 loss seasons in two years since then.

Melvin signed a three-year contract through the 2014 season, Sept. 21, 2011, a two-year extension through 2016, Jan. 14, 2013 and another two-year extension through 2018, Sept. 9, 2015. The Bay Area native is the 30th manager in franchise history and the 18th in Oakland history.

In his previous managerial stint, he guided Arizona to a 337-340 (.498) record in four-plus seasons. He was named manager of the D-backs Nov. 5, 2004 and led the club to a 77-85 mark in his first season, a 26-game turnaround from a franchise-worst 51-111 mark in 2004. After a 76-86 finish in 2006, Melvin was named National League Manager of the Year by the BBWAA in 2007 after guiding Arizona to a league-best 90-72 record. He also earned NL Manager of the Year honors from *The Sporting News* and the Negro League Baseball Museum's C.I. Taylor Legacy Award. The Diamondbacks followed up their NL West title with a second-place finish in 2008, finishing 82-80. Melvin became the winningest manager in Arizona history that season when he earned his 304th win Aug. 14, surpassing Bob Brenly. Melvin was relieved of his duties as D-backs manager May 8, 2009 after a 12-17 start.

Prior to being named A's manager, Melvin had rejoined the Diamondbacks as a special baseball advisor to President & CEO Derrick Hall in May of 2011, assisting the baseball operations department and other business divisions of the organization. He was a professional scout for the New York Mets in 2010.

Melvin began his managerial career in 2003, guiding the Mariners to a 93-69 record in shattering the team record for wins by a first-year Mariners manager set by Lou Piniella in 1993 (82-80). His 93 wins also tied for the 15th-most by any rookie manager in Major League history at the time. The Mariners then fell to 63-99 in 2004 and he left Seattle with a 156-168 (.481) record in two seasons.

Melvin began his coaching career as Manager Phil Garner's bench coach from 1999-2000, first with the Brewers in 1999 and then in 2000 with the Tigers. While with the Brewers, he also managed the Maryvale team in the Arizona Fall League in 1999. He was inducted into the AFL Hall of Fame in 2013. Melvin then served as Bob Brenly's bench coach with the D-backs from 2001-02 when the club won back-to-back NL West titles and the World Series in 2001. Prior to those bench coach roles, he spent three seasons with Milwaukee in various capacities, serving as a scout in 1996, roving instructor in 1997 and as assistant to General Manager Sal Bando in 1998.

A 10-year Major League veteran, Melvin's playing career included stops in Detroit (1985), San Francisco (1986-88), Baltimore (1989-91), Kansas City (1992), Boston (1993), the New York Yankees (1994) and the Chicago White Sox (1994). He posted a .233 batting average with 35 home runs and 212 RBI while playing in 692 games. The former catcher was drafted by Detroit as its first choice in the secondary phase of the 1981 January draft and hit .220 in 41 games in his rookie season of 1985. Melvin spent the next three seasons sharing the catching duties with Bob Brenly for the Giants, hitting a career-high 11 home runs in 1987. After three seasons in Baltimore, he batted a career-high .314 in 32 games with Kansas City in 1992.

Melvin graduated from Menlo-Atherton High School in Menlo Park, Calif. in 1979 and later attended and played baseball at the University of California in Berkeley. He and his wife, Kelley, reside in Berkeley, Calif. Their daughter, Alexi, is a graduate of the prestigious Lee Strasberg Theater & Film Institute in New York.

MANAGERIAL RECORD

| Year | Club | League | Class | W-L | Pos. |
|----------------------------|---------|----------|--------|----------------|------------|
| 2003 | SEATTLE | American | Majors | 93-69 | 2nd / West |
| 2004 | SEATTLE | American | Majors | 63-99 | 4th / West |
| 2005 | ARIZONA | National | Majors | 77-85 | 2nd / West |
| 2006 | ARIZONA | National | Majors | 76-86 | 4th / West |
| 2007 | ARIZONA | National | Majors | 90-72 | 1st / West |
| 2008 | ARIZONA | National | Majors | 82-80 | 2nd / West |
| 2009 | ARIZONA | National | Majors | 12-17 | 4th / West |
| 2011 | OAKLAND | American | Majors | 47-52 | 3rd / West |
| 2012 | OAKLAND | American | Majors | 94-68 | 1st / West |
| 2013 | OAKLAND | American | Majors | 96-66 | 1st / West |
| 2014 | OAKLAND | American | Majors | 88-74 | 2nd / West |
| 2015 | OAKLAND | American | Majors | 68-94 | 5th / West |
| 2016 | OAKLAND | American | Majors | 69-93 | 5th / West |
| Major League Totals | | | | 955-955 | |

ATHLETICS MANAGERS

| Manager | Years | W | L | Pct. | Notes |
|-------------------|----------------|------------|------------|-------------|--|
| Connie Mack | 1901-50 | 3582 | 3814 | .484 | 9 AL Pennants, 5 World Championships |
| Earle Mack | 1937,39 | 45 | 77 | .369 | |
| Jimmie Dykes | 1951-53 | 208 | 254 | .450 | |
| Eddie Joost | 1954 | 51 | 103 | .331 | |
| Lou Boudreau | 1955-57 | 151 | 260 | .367 | |
| Harry Craft | 1957-59 | 162 | 196 | .453 | |
| Bob Elliot | 1960 | 58 | 96 | .377 | |
| Joe Gordon | 1961 | 26 | 33 | .441 | |
| Hank Bauer | 1961-62, 69 | 187 | 226 | .453 | |
| Ed Lopat | 1963-64 | 90 | 124 | .421 | |
| Mel McGaha | 1964-65 | 45 | 91 | .331 | |
| Haywood Sullivan | 1965 | 54 | 82 | .397 | |
| Alvin Dark | 1966-67, 74-75 | 314 | 291 | .519 | 2 AL West Titles, 1 AL Pennant, 1 World Championship |
| Luke Appling | 1967 | 10 | 30 | .250 | |
| Bob Kennedy | 1968 | 82 | 80 | .506 | |
| John McNamara | 1969-70 | 97 | 78 | .554 | |
| Dick Williams | 1971-73 | 288 | 190 | .603 | 3 AL West Titles, 2 AL Pennants, 2 World Championships |
| Chuck Tanner | 1976 | 87 | 74 | .540 | |
| Jack McKeon | 1977,78 | 71 | 105 | .403 | Started 1977 season, finished 1978 |
| Bobby Winkles | 1977-78 | 61 | 86 | .415 | Finished 1977 season, started 1978 |
| Jim Marshall | 1979 | 54 | 108 | .333 | |
| Billy Martin | 1980-82 | 215 | 218 | .497 | 1 AL West Title |
| Steve Boros | 1983-84 | 94 | 112 | .456 | |
| Jackie Moore | 1984-86 | 163 | 190 | .462 | |
| Jeff Newman | 1986 | 2 | 8 | .200 | Interim Manager |
| Tony La Russa | 1986-1995 | 798 | 673 | .542 | 4 AL West Titles, 3 AL Pennants, 1 World Championship |
| Art Howe | 1996-2002 | 600 | 533 | .530 | 2 AL West Titles, 1 AL Wild Card |
| Ken Macha | 2003-06 | 368 | 280 | .568 | 2 AL West Titles |
| Bob Geren | 2007-11 | 334 | 376 | .470 | |
| Bob Melvin | 2011- | 462 | 447 | .508 | 2 AL West Titles, 1 AL Wild Card |

MAJOR LEAGUE RECORD

| | AVG. | G | AB | R | H | 2B | 3B | HR | RBI | SH | SF | HP | BB | SO | SB | CS | SLG | OBP | E |
|--------|------|-----|------|-----|-----|----|----|----|-----|----|----|----|----|-----|----|----|------|------|----|
| TOTALS | .233 | 692 | 1955 | 174 | 456 | 85 | 6 | 35 | 212 | 21 | 20 | 1 | 98 | 396 | 4 | 13 | .337 | .268 | 24 |

MIKE ALDRETE

14

FIRST BASE COACH

Michael Peter Aldrete

Named A's bench coach, October 27, 2014

Named A's first base coach, November 12, 2015

Birthdate: January 29, 1961

Birthplace/Resides: Carmel, California / Salinas, California



Mike Aldrete returns for his third season on the A's coaching staff, his second as first base and outfield coach. He rejoined Manager Bob Melvin for a third time in his coaching career as bench coach in 2015. Aldrete, who has served as bench coach for the St. Louis Cardinals from 2012-14, previously worked under Melvin as first base coach for the Seattle Mariners in 2004 and as hitting coach for the Arizona Diamondbacks from 2005-06. The 2016 season will mark his 13th on a Major League coaching staff.

He began his coaching career in 2001 as hitting coach for Yakima in the Diamondbacks' minor league system. He was promoted to manager of Yakima the following season and then managed Arizona's High Class A club in Lancaster in 2003. His first coaching opportunity in the majors came in 2004 when he was named first base coach on Melvin's staff in Seattle. He moved to Arizona the following year when Melvin was named manager of the Diamondbacks, serving as hitting coach there for two seasons.

Tony La Russa, whom Aldrete had played for in Oakland, hired him as assistant hitting coach with St. Louis in 2008. After four seasons in that position, including the 2011 Cardinals team that was crowned World Series champions, he was promoted to bench coach in 2012 when Mike Matheny replaced the retiring La Russa as manager. During his three-year stint as bench coach, the Cardinals advanced to the World Series in 2013 and to the National League Championship Series in both 2012 and 2014.

Born in Carmel, Calif. and a graduate of Monterey High School and Stanford University, the former first baseman/outfielder played for seven different teams during his 10-year Major League career, including both the San Francisco Giants (1986-88) and the Oakland A's (1993-95). A .263 lifetime hitter in 930 games, Aldrete also played for Montreal (1989-90), San Diego (1991), Cleveland (1991), the California Angels (1995-96) and the New York Yankees (1996).


Aldrete's finest season as a player was with the Giants in 1987, when he batted a career-high .325 on a team that lost to St. Louis in the National League Championship Series. He split his final season between California and New York in 1996, ending his career as a member of the World Series Champion Yankees.

A third team All-American his senior season at Stanford, Aldrete was chosen by San Francisco in the seventh round of the June Draft in 1983. He enjoyed a pair of trips to the College World Series with the Cardinal and was a member of the U.S. Collegiate All-Star Team that toured Japan in 1982. Aldrete graduated from Monterey (Ca.) High School, lettering in baseball, basketball and football.

Aldrete makes his off-season home in Salinas, Calif., with his wife, Gina, and their three children; Michael, Blake and Nicolette. Michael (RHP) was selected by the Cardinals in the 2012 First Year Player Draft out of San Jose State (39th round).

MAJOR LEAGUE RECORD

| | AVG. | G | AB | R | H | 2B | 3B | HR | RBI | SH | SF | HP | BB | SO | SB | CS | SLG | OBP | E |
|--------|------|-----|------|-----|-----|-----|----|----|-----|----|----|----|-----|-----|----|----|------|------|----|
| TOTALS | .263 | 930 | 2147 | 277 | 565 | 104 | 9 | 41 | 271 | 14 | 18 | 5 | 314 | 381 | 19 | 18 | .377 | .356 | 19 |



HITTING COACH

Darren James Bush

Named A's bullpen coach, October 26, 2012

Named A's hitting coach, October 30, 2014

Birthdate: January 18, 1974

Birthplace/Resides: Columbus, Ohio / Englewood, Florida

Darren Bush is in his third season as the A's hitting coach after serving as the bullpen coach the previous two seasons. This is Bush's 13th season in the A's organization, which includes two seasons as a minor league hitting coach, six seasons as a manager and five seasons on the Major League coaching staff.

Bush compiled a 462-386 (.545) record in six seasons as a manager with Single-A Stockton (2007-08), Double-A Midland (2009-10) and Triple-A Sacramento (2011-12). He guided the River Cats to back-to-back division titles with a mark of 88-56 in 2011 and 86-58 in 2012. Bush also led the RockHounds to playoff appearances in 2009 and 2010, including a Texas League Championship in 2009. He also skippered Single-A Stockton to the California League Championship in his second year as a manager in 2008. Bush joined the Athletics in 2005 as hitting coach at Stockton and spent two seasons in that capacity before taking over as manager for the Ports in 2007.

Prior to joining the A's organization, Bush coached in independent leagues. He was the hitting coach and Director of Player Personnel with Yuba-Sutter of the Western League in 2002 and then spent two seasons as a manager in the Northeast League with Berkshire (41-51 in 2003) and Quebec (58-34 in 2004).

A former outfielder, Bush began his playing career with three seasons in the independent Frontier League. He played for Zanesville in 1996 and Springfield in 1997-98, hitting .302 with 26 home runs and 133 RBI in 224 games. Bush signed with the San Diego Padres organization Dec. 24, 1998 and hit .259 with 16 home runs and 114 RBI in 231 games in two seasons at Single-A Rancho Cucamonga (1999-2000) and one year at Single-A Clearwater (2001) in the Phillies farm system. He also played one game for Triple-A Las Vegas in 2000 and went 2-for-4. He concluded his playing career by hitting .417 in seven games for Yuba-Sutter of the Western League in 2002. Bush had a .284 average in 456 games overall.

Bush attended Dunedin High School and Valdosta State University. He resides in Englewood, Fla. during the offseason. Bush is married, Rebecca, and has two children, Wyatt and Maggie.

MINOR LEAGUE RECORD

| | AVG. | G | AB | R | H | 2B | 3B | HR | RBI | SH | SF | HP | BB | SO | SB | CS | SLG | OBP | E |
|--------|------|-----|------|-----|-----|----|----|----|-----|----|----|----|-----|-----|----|----|------|------|----|
| TOTALS | .283 | 456 | 1536 | 252 | 434 | 85 | 12 | 42 | 248 | 10 | 14 | 12 | 225 | 256 | 35 | 26 | .436 | .375 | 26 |

A'S RECENT COACHING ASSIGNMENTS

| Year | Bench | Pitching | Hitting | Third Base | First Base | Bullpen | Other |
|------|-----------|----------|-------------|--------------------|--------------------|-----------|--------|
| 2016 | Kotsay | Young | Bush | Washington | Aldrete | Emerson | Jensen |
| 2015 | Aldrete | Young | Bush | Gallego/Washington | Waller | Emerson | Jensen |
| 2014 | Hale | Young | Davis | Gallego | Waller | Bush | Prieto |
| 2013 | Hale | Young | Davis | Gallego | Waller | Bush | Prieto |
| 2012 | Hale | Young | Davis | Gallego | Waller | Rodriguez | Prieto |
| 2011 | Skinner | Romanick | Perry | Gallego | Waller | Rodriguez | |
| 2010 | Waller | Young | Skaalen | Gallego | Steverson | Romanick | |
| 2009 | Waller | Young | Skaalen | Gallego | Steverson | Romanick | |
| 2008 | Wakamatsu | Young | Van Burkleo | DeFrancesco/Waller | Waller/DeFrancesco | Romanick | |
| 2007 | Schaefer | Young | Van Burkleo | Lachemann | Waller | Fischer | |
| 2006 | Geren | Young | Perry | Washington | Lachemann | Fischer | |
| 2005 | Lachemann | Young | Hudgens | Washington | Fischer | Geren | |
| 2004 | Speier | Young | Hudgens | Washington | Fischer | Geren | |

SCOTT EMERSON

65

BULLPEN COACH

Scott Matthew Emerson

Named A's bullpen coach, October 30, 2014

Birthdate: December 22, 1971

Birthplace/Resides: Baltimore, Maryland / Rockingham, North Carolina



Scott Emerson returns for his third season as the A's bullpen coach and his 15th in the A's organization.

Emerson spent two seasons as minor league roving pitching instructor from 2013-14 after 10 years as a pitching coach at various levels. He joined the A's organization in 2003 as pitching coach at Single-A Modesto and served two seasons there before the A's moved their affiliate to Stockton. After two seasons with the Ports, Emerson had a five-year stint at Double-A Midland from 2007-11. He was promoted to Triple-A Sacramento in 2012 and spent one season with the River Cats.

Emerson's coaching career began in the Pittsburgh Pirates organization in 2000 when he was named the pitching coach for the Pirates Gulf Coast Rookie League club at Bradenton. He spent two years in the GCL and one at Single-A Williamsport in 2002 before joining the A's organization.

Emerson pitched professionally for six seasons in the Baltimore (1992-95), Boston (1995-96) and Arizona (1997) organizations. He was a 10-game winner at Single-A Albany in 1993 and was traded to the Red Sox organization early during the 1995 season. The left-hander signed with Arizona after being released by Boston in the spring of 1997. He pitched in three games for Single-A High Desert before concluding his professional career with Rio Grande Valley of the independent Texas-Louisiana League in 1997. Emerson was 27-29 with a 4.16 ERA in 135 games, 79 starts in his career.

Emerson was drafted by San Diego in the 21st round of the 1990 June draft out of Shadow Mountain HS (Phoenix, Ariz.) but did not sign. He attended Scottsdale Community College and signed with the Baltimore organization after the Orioles selected him in the 40th round of the 1991 June draft.

Emerson and his wife, Jill, make their offseason home in Rockingham, N.C.

MINOR LEAGUE RECORD

| | W | L | ERA | G | GS | CG | SHO | SV | IP | H | R | ER | HR | HB | BB | IBB | SO | WP | BK |
|--------|----|----|------|-----|----|----|-----|----|-------|-----|-----|-----|----|----|-----|-----|-----|----|----|
| TOTALS | 27 | 29 | 4.16 | 135 | 79 | 4 | 0 | 0 | 493.1 | 520 | 298 | 228 | 28 | 26 | 268 | 5 | 361 | 54 | 4 |

CHIP HALE

4

THIRD BASE COACH

William (Chip) Hale III

Named A's third base coach, October 18, 2016

Birthdate: December 2, 1964

Birthplace/Resides: San Jose, California / Tucson, Arizona



Chip Hale returns to the A's organization as third base and infield coach after spending the 2015 and 2016 seasons managing the Arizona Diamondbacks. The D-backs finished 69-93 last year after going 79-83 in Hale's first season as manager in 2015. Hale previously served as bench coach with the A's under Bob Melvin from 2012-14.

A San Jose, Calif. native who attended Campolindo High School in nearby Moraga, Hale previously worked under Melvin as third base and infield coach with the Arizona Diamondbacks from 2007-09. During that stint, he played a prominent role on Arizona's 2007 club which posted a 90-72

record and captured the National League West Division championship. He also spent the first month of the 2006 season as third base coach for the Diamondbacks until Carlos Tosca recovered from a broken foot. Hale served as the New York Mets' third base and infield coach from 2010-11.

A former Major League player, William (Chip) Hale III enjoyed six seasons as a minor league manager in the Arizona organization before joining Melvin. He steered the Triple-A Tucson Sidewinders to the Pacific Coast League and Triple-A titles in 2006 with a franchise-best 91-53 mark. His 233 wins and .540 winning percentage as Tucson's manager from 2004-06 are also all-time franchise records.

In 2002, Hale managed El Paso (AA) to the Texas League championship with a 76-62 mark.

He also led Rookie-League Missoula to a 44-32 mark in 2000 and to the Northern Division's second-half championship in 2001. Hale was named the Pioneer League and *Baseball America's* Rookie-Level Manager of the Year in 2001.

Hale also served as an auxiliary coach with USA Baseball in Tucson in 1999, working with both the national team and the Intercontinental Cup teams.

Selected in the 17th round of the 1987 draft by Minnesota, Hale spent portions of seven seasons as a player in the big leagues with the Twins (1989-90, 1993-96) and the Los Angeles Dodgers (1997). He was a .277 lifetime hitter with seven home runs and 78 RBI in 333 games, playing five different positions as well as designated hitter, and registering a .289 (52-for-180) average as a pinch hitter.

While at the University of Arizona (1984-87), he started every game of his collegiate career in setting a record that would not be broken until 2001. Hale established school career marks for most hits and walks, and batted .345 for the 1986 Wildcat team that won the College World Series.

Hale and his wife, Judith, have three children—Jack, Edward and Sabrina. They live in Tucson, Ariz.

MAJOR LEAGUE RECORD

| | AVG. | G | AB | R | H | 2B | 3B | HR | RBI | SH | SF | HP | BB | SO | SB | CS | SLG | OBP | E |
|--------|------|-----|-----|----|-----|----|----|----|-----|----|----|----|----|----|----|----|------|------|---|
| TOTALS | .277 | 333 | 575 | 62 | 159 | 27 | 1 | 7 | 78 | 4 | 8 | 7 | 58 | 68 | 2 | 3 | .363 | .346 | 8 |

MARCUS JENSEN

59


ASSISTANT HITTING/CATCHING COACH

Marcus Christian Jensen

Named A's assistant hitting/catching coach, October 30, 2014

Birthdate: December 14, 1972

Birthplace/Resides: Oakland, California / Scottsdale, Arizona



Oakland native Marcus Jensen returns for his third season as the A's assistant hitting/catching coach and his 11th in the A's organization.

Jensen spent the 2014 season as the A's minor league roving hitting instructor. He joined the A's organization in 2007 as hitting coach for the A's affiliate in the Arizona Rookie League and served two years in that capacity. Jensen took over the managerial duties for that club in 2009 and guided the A's to a 141-136 (.509) record and one playoff appearance in five seasons. In 2013, he also served as the A's minor league roving catching instructor.

A former catcher, Jensen was drafted by San Francisco out of Skyline HS in Oakland following the first round of the 1990 June draft as a compensation pick for the loss of free agent Craig Lefferts. He batted .184 with six home runs and 29 RBI in 145 games in seven seasons with seven different teams.

Jensen made his Major League debut with San Francisco in 1996 and appeared in 39 games over two seasons with the Giants before he was dealt to Detroit in July, 1997. After spending parts of the 1998 and 1999 seasons with Milwaukee and St. Louis respectively, Jensen saw his most big league action with Minnesota in 2000 when he batted .209 with three home runs and 14 RBI in 52 games. He split the 2001 season between Boston and Texas and returned to Milwaukee in 2002, appearing in 40 games in his final big league campaign. Jensen spent the 2003 season at Triple-A Columbus in the New York (AL) farm system and played for Cancun in the Mexican League in 2004. He spent his final two seasons as

Coaches, continued

a professional with Mesa (2005) and Reno (2006) of the independent Golden Baseball League. Jensen was also a member of the 2000 U.S. Olympic team that defeated Cuba for the gold medal.

Jensen makes his offseason home in Scottsdale, Ariz., with his son, Marcus.

MAJOR LEAGUE RECORD

| | AVG. | G | AB | R | H | 2B | 3B | HR | RBI | SH | SF | HP | BB | SO | SB | CS | SLG | OBP | E |
|--------|------|-----|-----|----|----|----|----|----|-----|----|----|----|----|-----|----|----|------|------|----|
| TOTALS | .184 | 145 | 343 | 33 | 63 | 16 | 1 | 6 | 29 | 3 | 1 | 0 | 50 | 106 | 0 | 1 | .289 | .287 | 10 |

MARK KOTSAY

7

BENCH COACH

Mark Steven Kotsay

Named A's bench coach, November 12, 2015

Birthdate: December 2, 1975

Birthplace/Resides: Whittier, California / Rancho Sante Fe, California

Mark Kotsay returns for his second season as the A's bench coach after making his professional coaching debut as the San Diego Padres hitting coach in 2015.

Kotsay spent 17 seasons in the Major Leagues from 1997-2013, including a four-year stint with Oakland from 2004-07. He was acquired from San Diego following the 2003 season for Ramon Hernandez and Terrence Long and went on to hit .282 in 472 games with the A's. Kotsay batted a career high .313 in 2004 and tallied a career high 82 RBI in 2005 while belting 15 home runs in each season. He was a member of the A's American League West champions in 2006 and sparked Oakland to its first ALCS appearance in 14 years with an inside-the-park home run in Game 2 of the ALDS at Minnesota.

A former outfielder, Kotsay batted .276 with 127 home runs and 720 RBI in 1914 games during his career, which also included stops in Florida (1997-2000), San Diego (2001-03, 12-13), Atlanta (2008), Boston (2008-09), Chicago-AL (2009-10) and Milwaukee (2011). He made his ML debut with Florida in his second professional season in 1997 and appeared in a career-high 154 games in his rookie season of 1998. After batting .298 in 2000, he was traded to San Diego five days prior to Opening Day in 2001. He hit .292 with a career-high 17 home runs in 2002. Following his stay with Oakland, Kotsay returned to the LCS in 2008 with Boston and 2011 with Milwaukee. He concluded his playing career with San Diego in 2012 and 2013.


Kotsay retired following the 2013 season and spent 2014 in the Padres front office as a special assistant to the general manager and baseball operations. In that role, he was involved in all aspects of the club's baseball operations.

A graduate of Sante Fe (CA) High School, Kotsay attended Cal State Fullerton where he led the Titans to the College World Series Championship in 1995. He was the winner of the Golden Spikes Award and was named Collegiate Player of the Year that year and hit .404 in his collegiate career. Kotsay was the Marlins first round pick and the ninth selection overall in the 1996 draft and also played for the United States in the 1996 Olympics.

Kotsay is married, Jamie, and has three children, Grace, Sienna and Trey. He resides in Rancho Sante Fe, Calif., during the offseason.

MAJOR LEAGUE RECORD

| | AVG. | G | AB | R | H | 2B | 3B | HR | RBI | SH | SF | HP | BB | SO | SB | CS | SLG | OBP | E |
|--------|------|------|------|-----|------|-----|----|-----|-----|----|----|----|-----|-----|----|----|------|------|----|
| TOTALS | .276 | 1914 | 6464 | 790 | 1784 | 353 | 48 | 127 | 720 | 30 | 48 | 13 | 554 | 757 | 98 | 64 | .404 | .332 | 49 |



PITCHING COACH

Curtis Allen Young

Named A's pitching coach, October 21, 2011

Birthdate: April 16, 1960

Birthplace/Resides: Saginaw, Michigan / Scottsdale, Arizona

Curt Young returns for his sixth season of his second stint as A's pitching coach. He was originally appointed to the position Dec. 2, 2003 and spent seven seasons with the A's before joining the Boston Red Sox as their pitching coach in 2011. The 2017 season marks Young's 33rd year in the Oakland organization, which includes 12 years as a player, eight years as a minor league coach and 13 years as the major league pitching coach.

Under Young's guidance, the A's finished second in the American League in ERA in three straight seasons from 2012-14. The 2014 club posted a 3.22 ERA, which was seventh lowest in Oakland history and the lowest since 1990 (3.18). During his tenure as coach from 2004-10, Oakland pitchers posted an AL-best 4.03 ERA and held opponents to an AL-low .257 average while allowing the fewest home runs (1,062) in the league. His 2010 staff led the AL with a 3.56 ERA and 17 shutouts, while A's starters registered a Major League-best 3.47 ERA, the lowest such mark in the AL at the time since the 1990 Red Sox (3.32). In 2011, Boston pitchers ranked third in the American League in strikeouts (1,213) and opponent batting average (.247) and tied for fourth in shutouts (13).

During Young's tenure as Oakland pitching coach, 13 A's pitchers—Mark Mulder (2004), Tim Hudson (2004), Justin Duchscherer (2005, 2008), Barry Zito (2006), Dan Haren (2007), Andrew Bailey (2009), Trevor Cahill (2010), Ryan Cook (2012), Bartolo Colón (2013), Grant Balfour (2013), Sean Doolittle (2014), Scott Kazmir (2014) and Sonny Gray (2015)—have been selected to the American League All-Star team, with Mulder and Haren earning starts in the Midsummer Classic. Closers Huston Street (2005) and Bailey (2009) also earned AL Rookie of the Year honors.

Young began his coaching career in 1996 with the A's affiliate in the Arizona Rookie League. He spent three seasons in Scottsdale before he was named pitching coach at Single-A Visalia in 1999. Young spent the next three years as the pitching coach at Double-A Midland. His first Midland staff compiled a 4.60 ERA, which was the lowest figure posted by the club in 15 years. His 2001 staff bettered the previous year's figure by 20 points, finishing with a 4.40 ERA, and in 2002 the RockHounds finished with a 3.88 ERA. Young was promoted to Triple-A Sacramento for the 2003 season and the River Cats posted the fourth best ERA in the Pacific Coast League (3.90) en route to the PCL Championship.

Young compiled a 69-53 record and a 4.31 ERA in 251 games, 162 starts, in an 11-year Major League pitching career that included stints with Oakland (1983-91, 93), Kansas City (1992) and the New York Yankees (1992). He was originally drafted by the A's in the fourth round of the 1981 June draft, making his major league debut in 1983. The left-hander went 13-9 with a 3.45 ERA in 1986, leading the team in victories and earning him an Opening Day start in 1987. He matched his career best in wins in 1987, posting a 13-7 record and a 4.08 ERA in a career-high 31 starts. Young was also a member of the A's starting rotation when they won three consecutive American League pennants from 1988-90. He tossed two one-hitters during his career: Oct. 5, 1986 against Kansas City and June 9, 1987 against Chicago.

Young graduated from Arthur Hill High School in Saginaw, Mich., where he also starred as a quarterback, and attended Central Michigan University. In 1980, he pitched for the United States team in the World Amateur Baseball Tournament in Japan. Curt and his wife, Kathy, make their offseason home in Scottsdale, Ariz. They have two sons (Daniel and Jamie) and a daughter (Shannon).


MOST YEARS IN AN OAKLAND A'S UNIFORM

- 23* Curt Young
- 15 Dave Duncan
- Mike Gallego
- Dave McKay
- 14 Rickey Henderson
- Tony La Russa

**includes 2017*

MAJOR LEAGUE RECORD

| | W | L | ERA | G | GS | CG | SHO | SV | IP | H | R | ER | HR | HB | BB | IBB | SO | WP | BK |
|--------|----|----|------|-----|-----|----|-----|----|--------|------|-----|-----|-----|----|-----|-----|-----|----|----|
| TOTALS | 69 | 53 | 4.31 | 251 | 162 | 15 | 3 | 0 | 1107.0 | 1133 | 581 | 530 | 147 | 33 | 366 | 11 | 536 | 26 | 14 |

**RIGHT-HANDED PITCHER****Height/Weight:** 6-4 / 221**Bats/Throws:** Right / Right**Birthdate:** December 4, 1992**Opening Day Age:** 24**Birthplace/Resides:** Barahona, Dominican Republic / Barahona, Dominican Republic**Major League Service:** 28 days**Obtained:** Acquired from the Boston Red Sox with Josh Reddick and Miles Head for Andrew Bailey and Ryan Sweeney, December 28, 2011**Contract Status:** First year of a one-year contract through 2017**CAREER HIGHLIGHTS**

Made his Major League debut with Oakland in 2016 in his seventh professional season, going 1-3 with a 7.25 ERA in five September starts... was originally signed by the Boston organization July 2, 2009 out of the Dominican Republic and spent two years in the Red Sox farm system before he was dealt to the A's as part of the Josh Reddick trade following the 2011 season... is 35-32 with a 3.50 ERA (230 er in 588.2 ip) in 123 games, including 113 starts, as a minor leaguer... has issued just 125 walks in 588.2 innings, an average of 1.91 per nine innings... was rated as the A's No. 3 prospect by *Baseball America* following the 2013 season and No. 9 following the 2014 season... then had "Tommy John" surgery on May 14, 2014... named to the Gulf Coast League Postseason All-Star team in his first season in the United States in 2011 after posting a league-leading 0.75 ERA in nine starts.

2016 HIGHLIGHTS

Made both his Triple-A and Major League debuts in 2016... started the season at Double-A Midland, where he went 5-6 with a 4.80 ERA in 17 starts... was moved up to Triple-A Nashville July 21 and was a perfect 4-0 with a 1.18 ERA in eight starts when he was promoted to Oakland Sept. 5... went 1-3 with a 7.25 ERA and .333 opponents batting average in five starts with the A's... surrendered nine home runs in 22.1 innings, an average of 3.63 per nine innings... based on a minimum of 20 innings pitched, that was the third highest average in the American League and second highest in Athletics history to Dillon Overton, who had a mark of 4.44 in 2016... joins Overton and Willie Adams (1996) as the only pitchers in Athletics history to allow a home run in each of the first five games of their career... also yielded six doubles and 15 of the 31 hits he allowed were for extra bases... opponents batted .333 with a .688 slugging percentage... walked just four batters in 22.1 innings (1.61 per nine innings) but also hit four for a .379 opponents on-base percentage... his opponents batting average broke down to .306 (15-for-49) against left-handed hitters compared to .364 (16-for-44) against right-handers... yielded a .362 average with the bases empty, .286 with runners on... opponents hit .250 with runners in scoring position, including .167 with RISP and two outs... all five of his starts came against AL West competition and the A's were 1-4 (.200) in his starts... was the losing pitcher in his ML debut, a 10-7 A's loss to Los Angeles (AL) on Sept. 5 in Oakland... hit three batters, all in the first inning, to tie the ML record for most hit batters in an inning (30th time, last: Kirby Yates NYY vs. TEX, June 27, 2016)... is the first Athletic to do it... tied the Oakland record for hit batters in a game (10th time, last: Jesse Hahn vs. TEX, June 10, 2015)... the last Athletic to hit three batters in his debut was Bill Knowlton on Sept. 3, 1920... lasted 3.0 innings, which matched the second shortest outing by an Oakland starter in his ML debut... it was the shortest since Marcus Jones pitched 2.1 innings in the day game of a day/night doubleheader at Colorado July 17, 2000... became the 48th pitcher in Oakland history to start in his debut... did not record his first strikeout until his second start when he fanned Robinson Cano to end the first inning on Sept. 11 against Seattle... earned his first big league win in an 11-2 decision at Texas Sept. 17, allowing two runs on five hits in 5.2 innings... then took the loss in each of his final two start on Sept. 24 against Texas and Sept. 30 at Seattle... tossed a career-high 6.0 innings against the Rangers but surrendered four home runs in 2.0 innings against the Mariners while matching his career high for runs (5) and hits (7).

MINORS: Combined for a 9-6 record and a 3.58 ERA in 25 starts with Midland and Nashville... his 1.18 ERA with the Sounds was the lowest in the Pacific Coast League from July 21 through the end of the season... tied for fifth in the A's farm system in wins and tied for eighth in strikeouts (105)... walked 30 batters in 135.2 innings (1.99 per nine innings), including just three in 45.2 innings with Nashville (0.59 per nine innings)... surrendered just one home run in 45.2 innings with the Sounds after yielding 11

in 90.0 innings with the RockHounds...the 12 home runs matched his career high from 2012...allowed a .266 opponents batting average, including .256 (51-for-199) against left-handed hitters compared to .273 (87-for-319) against right-handers...yielded 11 of his 12 home runs to righties...opponents hit .230 with runners in scoring position, including .176 with Nashville...however, they were 17-for-55 (.309) with RISP and two outs...surrendered 20 of his 52 runs with Midland in the first inning (10.59 ERA)...did not allow a first inning run with Nashville (8.0 ip)...allowed two runs or fewer in 17 of his 25 starts, including all eight with the Sounds...had four starts with no runs and four with one run...walked two batters or fewer 21 times, including all eight with Nashville...his teams were 17-8 (.680) in his starting assignments, including 7-1 (.875) with the Sounds...struck out a season-high nine batters in his first start of the season April 8 at Arkansas but took the loss after allowing two runs in 5.0 innings in a 2-0 decision...issued a season-high four walks April 19 against Northwest Arkansas...surrendered a season-high seven runs in a season-low 2.0 innings April 25 at Corpus Christi but ended up with a no decision in a game the RockHounds would win 8-7 in 14 innings...picked up his first win of the season in his next start April 30 against San Antonio to start a three-game winning streak (1.02 ERA)...went 4-1 with a 1.19 ERA over a five-start stretch from April 30 to May 1...finished April 1-1 with a 7.06 ERA in five starts...then went 3-2 with a 2.35 ERA in the month of May...tossed 6.0 no-hit innings May 5 against Corpus Christi and issued just one walk...was relieved by Bracewell to start the seventh inning after throwing 88 pitches...Bracewell allowed two hits in the RockHounds 13-0 win...yielded a season-high 11 hits in 6.0 innings in a 9-1 loss at Springfield May 26...then allowed eight hits in his next start, also against Springfield, on June 2 but allowed just one run in a season-high 7.2 innings for the win...was 5-3 with a .390 ERA over his first 11 starts with Midland through June 2...then went 0-3 with a 6.60 ERA over his final six starts...allowed 10 runs in 8.2 innings over two losses on June 13 and 18 and was placed on the disabled list June 19 with a strained right shoulder...was reinstated July 4 and went 0-1 with a 5.17 ERA in three starts before he was promoted to Nashville July 21...did not allow an earned run over his first two starts with the Sounds (14.0 ip) and went 3-0 with a 0.59 ERA over his first five Triple-A starts...logged 5.0 innings in each of his final five starts beginning Aug. 7...went 3-0 with a 1.71 ERA in six starts in August...walked just three batters in 31.2 innings while striking out 24.

CAREER

2015—Went 0-2 with a 3.88 ERA in 15 starts with Single-A Stockton after missing the first two months of the season as he continued his recovery from May 14, 2014 “Tommy John” surgery...surrendered just three home runs in 48.2 innings...walked eight for an average of 1.48 walks per nine innings...allowed a .286 opponents batting average, including .284 against right-handed hitters compared to .288 against left-handers...12 of the 21 hits he allowed to lefties were for extra bases (nine doubles, two triples, one home run)...yielded a .333 batting average with runners in scoring position but that mark dropped to .238 with RISP and two outs...surrendered all three of his home runs at home...compiled a 5.40 ERA in the first and second innings and a 1.77 ERA in the third and fourth innings...averaged 3.24 innings per start...never tossed more than 4.0 innings and did not qualify for any wins...began the season on the disabled list at Double-A Midland but was reinstated and transferred to Stockton June 8...surrendered a season-high seven hits and allowed four runs in 2.1 innings in his first start June 8 against Inland Empire...logged a 2.12 ERA while holding the opposition to a .245 batting average over an eight-start stretch from June 18 to Aug. 2...struck out a season-high five in 3.1 scoreless innings June 18 against Bakersfield...tossed a season-high 4.0 innings in his fourth start June 27 at Inland Empire...it was his first of eight outings of exactly 4.0 innings...did not walk a batter over a five-start stretch from July 8 to Aug. 2 (18.1 ip)...yielded two of his three home runs for the season on Aug. 7 against Rancho Cucamonga...compiled a 1.93 ERA and .224 opponents batting average over his final four starts beginning Aug. 12...made one appearance for Oriente in the Dominican Winter League following the season (2.0 ip, 4 h).

2014—Began the season at Double-A Midland but made just three starts before he was placed on the disabled list April 19 with a strained right elbow...underwent “Tommy John” surgery May 14 and missed the remainder of the season...the surgery was performed by Dr. Neal ElAttrache in Los Angeles...went 2-0 with a 2.29 ERA in his three starts with the RockHounds...did not allow a home run in 19.2 innings...yielded a .250 opponents batting average, including .239 against right-handed hitters compared to .273 against left-handers...opponents went 1-for-13 (.077) with runners in scoring position...had a no decision in his final start April 18 against San Antonio (5.0 ip, 6 h, 3 r, 3 er, 3 bb, 2 so)...was named the A’s ninth best prospect by *Baseball America* following the season.

2013—Split his season between the A's two Single-A affiliates at Beloit and Stockton and combined for a 12-6 record and a 3.22 ERA in 27 games, all starts...had career highs in wins, games started, innings pitched (156.1) and strikeouts (124)...tied for second in the A's farm system in wins, ranked third in ERA, fourth in innings and fifth in strikeouts...was rated as the A's No. 3 prospect by *Baseball America* following the season...tied for fifth among all Single-A pitchers in wins, ranked seventh in innings pitched and tied for seventh in starts...had a 10-game winning streak from April 9 to July 8 and compiled a 2.06 ERA over that 16-start stretch...issued 24 walks for an average of 1.38 per nine innings...held the opposition to a .258 opponents batting average, including .257 against left-handed hitters compared to .259 against right-handers...began the season at Beloit and went 7-1 with a 2.44 ERA in 13 starts...went 7-0 with a 1.95 ERA over his final 12 starts with the Snappers...began the streak by tossing 7.0 shutout innings of one-hit ball in a 4-1 victory at Peoria April 9...did not allow a home run over an eight-start stretch from April 9 to May 20...tossed a seven-inning complete game one-hit 4-0 shutout in the second game of a doubleheader May 10 against Peoria (0 bb, 3 so)...did not allow a run in back-to-back starts on June 6 and 11, his final two starts with Beloit...named to the Midwest League Midseason All-Star team and pitched the second inning for the West squad in the game June 18 (1.0 ip, 1 bb, 1 so)...was promoted to Single-A Stockton June 20 and went 5-5 with a 3.76 ERA in 14 starts with the Ports...won each of his first three decisions with the Ports to extend his winning streak to 10 games...extended the winning streak to 10 games July 8 against Visalia and then matched his season-high with nine strikeouts in 6.2 innings July 13 against High Desert...was named California League Pitcher of the Week for the week of July 8-14 after going 1-0 with a 0.69 ERA and 16 strikeouts in 13.0 innings over two starts.

2012—Spent his first season in the A's organization at Single-A Burlington where he went 6-11 with a 5.08 ERA in 27 games, including 17 starts...the losses were a career-high, the most on the Bees and tied for third most in the Midwest League...walked 38 batters in 102.2 innings after issuing just 20 free passes in 125.2 innings over his first two seasons...surrendered 12 home runs after yielding just one in his first two campaigns...began the season in the starting rotation and went 5-8 with a 5.38 ERA and .318 opponents batting average in 17 starts...was moved to the bullpen July 16 and each of his final 10 appearances came in relief...was 1-3 with a 3.63 ERA and .234 opponents average out of the pen...his opponents batting average included a .300 mark against right-handed hitters compared to .313 against left-handers...compiled a 3-1 record and a 1.98 ERA over a five-start stretch from April 29 to May 23...made his first relief appearance July 16 against Dayton, tossing 2.0 perfect innings...tossed exactly two innings in seven of his 10 relief appearances.

2011—Combined for a 1-4 record and a career-low 2.20 ERA in 13 games, all starts, in his first season in the United States with the Red Sox affiliate in the Gulf Coast Rookie League and Single-A Lowell...did not allow a home run in 65.1 innings...walked just 12, an average of 1.65 per nine innings...named to the GCL Postseason All-Star team after going 1-1 with a league-leading 0.75 ERA in nine starts...also led the league with a .147 opponents batting average and ranked second in fewest walks per nine innings (1.13)...the opponents batting average included a .144 mark against right-handed hitters compared to .153 against left-handers...opponents hit .125 with runners in scoring position...struck out a season-high 11 batters in 5.0 innings in his final start Aug. 11 in the second game of a doubleheader against the Rays...was promoted to Lowell Aug. 17 and went 0-3 with a 6.23 ERA and .333 opponents batting average in four starts with the Spinners.

2010—Made his professional debut with the Red Sox affiliate in the Dominican Summer League...was 5-3 with a 3.28 ERA and .260 opponents batting average in 13 starts...surrendered just one home run in 60.1 innings and walked eight (1.19 per nine innings)...named to the DSL Midseason All-Star team...made his debut May 30 at the Royals, a no decision in a 7-4 win (3.0 ip, 2 h, 2 r, 2 er, 1 bb, 3 so)...tossed 5.0 shutout innings and allowed just one hit for his first win June 10 against the Pirates...followed that up with a five-inning complete game five-hitter in a 5-2 win over Yankees-2.

PERSONAL/MISCELLANEOUS

Raul Alcántara was originally signed by Boston scout Manny Nanita.

LIFETIME PITCHING RECORD

| Year | Club | W | L | ERA | G | GS | CG | SHO | SV | IP | H | R | ER | HR | HB | BB | IBB | SO | WP | BK |
|----------------------------|-------------|-----------|-----------|-------------|------------|------------|----------|----------|----------|--------------|------------|------------|------------|-----------|-----------|------------|----------|------------|-----------|----------|
| 2010 | DSL Red Sox | 5 | 3 | 3.28 | 13 | 13 | 1 | 0 | 0 | 60.1 | 61 | 31 | 22 | 1 | 2 | 8 | 0 | 34 | 3 | 0 |
| 2011 | GCL Red Sox | 1 | 1 | 0.75 | 9 | 9 | 0 | 0 | 0 | 48.0 | 23 | 5 | 4 | 0 | 3 | 6 | 0 | 36 | 1 | 0 |
| | Lowell | 0 | 3 | 6.23 | 4 | 4 | 0 | 0 | 0 | 17.1 | 25 | 14 | 12 | 0 | 1 | 6 | 0 | 14 | 0 | 0 |
| 2012 | Burlington | 6 | 11 | 5.08 | 27 | 17 | 0 | 0 | 0 | 102.2 | 119 | 64 | 58 | 12 | 7 | 38 | 0 | 57 | 2 | 4 |
| 2013 | Beloit | 7 | 1 | 2.44 | 13 | 13 | 1 | 1 | 0 | 77.1 | 84 | 29 | 21 | 3 | 4 | 7 | 0 | 58 | 2 | 0 |
| | Stockton | 5 | 5 | 3.76 | 14 | 14 | 0 | 0 | 0 | 79.0 | 73 | 45 | 33 | 8 | 4 | 17 | 0 | 66 | 6 | 1 |
| 2014 | Midland | 2 | 0 | 2.29 | 3 | 3 | 0 | 0 | 0 | 19.2 | 17 | 5 | 5 | 0 | 2 | 5 | 0 | 10 | 1 | 0 |
| 2015 | Stockton | 0 | 2 | 3.88 | 15 | 15 | 0 | 0 | 0 | 48.2 | 54 | 21 | 21 | 3 | 2 | 8 | 0 | 29 | 1 | 1 |
| 2016 | Midland | 5 | 6 | 4.80 | 17 | 17 | 0 | 0 | 0 | 90.0 | 100 | 52 | 48 | 11 | 3 | 27 | 1 | 73 | 6 | 0 |
| | Nashville | 4 | 0 | 1.18 | 8 | 8 | 0 | 0 | 0 | 45.2 | 38 | 7 | 6 | 1 | 0 | 3 | 0 | 32 | 0 | 0 |
| | OAKLAND | 1 | 3 | 7.25 | 5 | 5 | 0 | 0 | 0 | 22.1 | 31 | 18 | 18 | 9 | 4 | 4 | 0 | 14 | 1 | 1 |
| ML Totals | | 1 | 3 | 7.25 | 5 | 5 | 0 | 0 | 0 | 22.1 | 31 | 18 | 18 | 9 | 4 | 4 | 0 | 14 | 1 | 1 |
| Minor League Totals | | 35 | 32 | 3.50 | 123 | 113 | 2 | 1 | 0 | 588.2 | 594 | 264 | 230 | 39 | 28 | 125 | 1 | 409 | 22 | 6 |

CAREER TRANSACTIONS

2009 — Signed as a non-drafted free agent by the Boston Red Sox, July 2. **2011** — Traded to the Oakland Athletics with outfielder Josh Reddick and minor league infielder Miles Head for pitcher Andrew Bailey and outfielder Ryan Sweeney, December 28.

VS. THE AMERICAN LEAGUE

| 2016 | | CAREER | | | | | | | | | | | | |
|-------|---|--------|---|---|------|----|-------------|-------|---|---|---|---|------|----|
| ERA | W | L | S | G | IP | ER | vs. TEAM | ERA | W | L | S | G | IP | ER |
| 15.00 | 0 | 1 | 0 | 1 | 3.0 | 5 | Los Angeles | 15.00 | 0 | 1 | 0 | 1 | 3.0 | 5 |
| 8.22 | 0 | 1 | 0 | 2 | 7.2 | 7 | Seattle | 8.22 | 0 | 1 | 0 | 2 | 7.2 | 7 |
| 4.63 | 1 | 1 | 0 | 2 | 11.2 | 6 | Texas | 4.63 | 1 | 1 | 0 | 2 | 11.2 | 6 |

BALLPARK BREAKDOWN

| | ERA | W | L | S | G | IP | ER |
|----------------------|-------|---|---|---|---|------|----|
| Globe Life Arlington | 3.18 | 1 | 0 | 0 | 1 | 5.2 | 2 |
| Oakland Coliseum | 6.75 | 0 | 2 | 0 | 3 | 14.2 | 11 |
| Safeco Field | 22.50 | 0 | 1 | 0 | 1 | 2.0 | 5 |

MONTHLY BREAKDOWN

| 2016 | | CAREER | | | | | | | | | | | | |
|------|---|--------|---|---|------|----|-----------|------|---|---|---|---|------|----|
| ERA | W | L | S | G | IP | ER | by MONTH | ERA | W | L | S | G | IP | ER |
| 7.25 | 1 | 3 | 0 | 5 | 22.1 | 18 | September | 7.25 | 1 | 3 | 0 | 5 | 22.1 | 18 |

FIELDING STATISTICS

| Pitcher | Year | Pct. | G | PO | A | E | TC | DP |
|---------------|------|--------------|----------|----------|----------|----------|----------|----------|
| 2016 | 2016 | 1.000 | 5 | 0 | 2 | 0 | 2 | 0 |
| Totals | | 1.000 | 5 | 0 | 2 | 0 | 2 | 0 |

PITCHING BREAKDOWN

| 2016 | | CAREER | | | | | | | | | | | | |
|------|---|--------|---|---|------|----|-------------|------|---|---|---|---|------|----|
| ERA | W | L | S | G | IP | ER | by CATEGORY | ERA | W | L | S | G | IP | ER |
| 6.75 | 0 | 2 | 0 | 3 | 14.2 | 11 | Home | 6.75 | 0 | 2 | 0 | 3 | 14.2 | 11 |
| 8.22 | 1 | 1 | 0 | 2 | 7.2 | 7 | Away | 8.22 | 1 | 1 | 0 | 2 | 7.2 | 7 |
| 6.75 | 0 | 2 | 0 | 3 | 14.2 | 11 | Day | 6.75 | 0 | 2 | 0 | 3 | 14.2 | 11 |
| 8.22 | 1 | 1 | 0 | 2 | 7.2 | 7 | Night | 8.22 | 1 | 1 | 0 | 2 | 7.2 | 7 |
| — | 0 | 0 | 0 | 0 | 0.0 | 0 | Pre-ASG | — | 0 | 0 | 0 | 0 | 0.0 | 0 |
| 7.25 | 1 | 3 | 0 | 5 | 22.1 | 18 | Post-ASG | 7.25 | 1 | 3 | 0 | 5 | 22.1 | 18 |
| 7.25 | 1 | 3 | 0 | 5 | 22.1 | 18 | Starter | 7.25 | 1 | 3 | 0 | 5 | 22.1 | 18 |
| — | 0 | 0 | 0 | 0 | 0.0 | 0 | Reliever | — | 0 | 0 | 0 | 0 | 0.0 | 0 |

ALCÁNTARA'S CAREER BESTS

Low Hit Complete Game: None
Innings Pitched: 6.0, September 24, 2016 vs. Texas
Strikeouts: 6, September 24, 2016 vs. Texas
Pitches: 104, September 11, 2016 vs. Seattle
Longest Winning Streak: 1, September 17, 2016
Longest Losing Streak: 2, September 24, 2016 to present
Longest Scoreless Streak: 8.2, September 11 to 17, 2016

ALCÁNTARA'S 2016 STARTS

| Date | Opponent | Score | Dec | ERA | IP | H | R | ER | BB | SO | HR | #PIT |
|----------|------------------|-------|-----|-------|-----|---|---|----|----|----|----|------|
| Sept. 5 | Los Angeles (AL) | 7-10 | L | 15.00 | 3.0 | 5 | 5 | 5 | 1 | 0 | 1 | 61 |
| Sept. 11 | Seattle | 2-3 | — | 7.27 | 5.2 | 7 | 2 | 2 | 1 | 4 | 1 | 104 |
| Sept. 17 | at Texas | 11-2 | W | 5.65 | 5.2 | 5 | 2 | 2 | 0 | 3 | 1 | 85 |
| Sept. 24 | Texas | 0-5 | L | 5.75 | 6.0 | 7 | 4 | 4 | 1 | 6 | 2 | 79 |
| Sept. 30 | at Seattle | 1-5 | L | 7.25 | 2.0 | 7 | 5 | 5 | 1 | 1 | 4 | 51 |

**FIRST BASEMAN****Height/Weight:** 6-1 / 220**Bats/Throws:** Left / Right**Birthdate:** April 8, 1987**Opening Day Age:** 29**Birthplace/Resides:** Havana, Cuba / Miami, Florida**Major League Service:** 5 years, 116 days**Obtained:** Acquired with Marc Rzepczynski from San Diego for Drew Pomeranz, Jose Torres and Jabari Blash, December 2, 2015**Contract Status:** First year of a one-year contract through 2017**CAREER HIGHLIGHTS**

Is a .269 career hitter with 39 home runs and 239 RBI in 664 games in seven seasons with Cincinnati (2010-11), San Diego (2012-15) and Oakland (2016)...appeared in a career-high 156 games with the A's in 2016 after playing 103 games or fewer in each of the previous three seasons due to five stints on the disabled list...set a Padres rookie-record with 39 doubles in 2012...played in the All-Star Futures Game in 2010 and 2011...was rated as the Reds number two prospect by *Baseball America* in 2010 and was number four in 2011...was the Padres number one prospect in 2012...played for Peoria in the Arizona Fall League in 2009.

2016 HIGHLIGHTS

Batted .253 with 34 doubles, seven home runs and 56 RBI in 156 games in his first season with Oakland...had career highs in games and runs scored (52)...had the fourth lowest slugging percentage (.367) and OPS (.683) in the American League...ranked second among AL first basemen with a .9967 fielding percentage (4 errors in 1229 chances)...that was the second best fielding percentage by a first baseman in Oakland history (McGwire's .9969 in 1991) and fourth best in Athletics history (Power, .9981 in 1957; Foyx, .9975 in 1935)...his 145 games played as a first baseman tied for seventh most in Oakland history...now has a .997 fielding percentage over the last four years, which is the best in the majors among first basemen with 350 or more games played...made 118 of his 133 starts against right-handed pitchers...batted .257 (107-for-416) with six of his seven home runs against righties, .227 (15-for-66) against lefties...has made 264 of his 299 (88.3%) starts over the last three years against righties...hit .302 with six of his seven home runs with runners on base compared to .217 with the bases empty...has hit 19 of his 39 career home runs with runners on base...went 7-for-11 (.636) with 13 RBI with the bases loaded...the batting average was the best in the majors and tied for third best in Oakland history...hit .282 on the road, .218 in Oakland...slugged all seven of his home runs at night and 18 of his 19 home runs over the last three years have come under the lights...his seven home runs were third fewest in Oakland history among players with 400 or more plate appearances as a first baseman...they are the fewest since Bruce Bochte had six in 459 plate appearances in 1986...had one home run and 18 RBI over his first 74 games, six home runs and 38 RBI over his final 82 contests...went 2-for-10 (.200) with two doubles and four RBI as a pinch hitter...tied for second among AL pinch hitters in doubles and tied for fourth in RBI...ranked sixth in the AL with a line drive percentage of 27.9...went 5-for-7 (.714) in extra innings and is a .324 (11-for-34) career hitter after the ninth inning...started games at every spot in the order except first and fourth...led the A's with 36 starts from the eight spot.

OAKLAND: Got off to a slow start as he hit .091 in his first 11 games as an Athletic...batted just .181 in April...went 1-for-4 with a double on his birthday, April 8, and is now 6-for-15 (.400) with three runs, two doubles, a RBI and two walks in four career games on his birthday...hit his first career walk-off home run April 29 against Houston, a three-run shot off Pat Neshek in the bottom of the ninth inning of the A's 7-4 win...it was his third career game-ending RBI and his first home run as an Athletic...had a season-best eight-game hitting streak from May 4 to 13 (12-for-29, .414) but then went 6-for-44 (.136) over his final 16 games in May...matched his career high with three walks May 7 at Baltimore (third time, last: July 10, 2015 at Texas)...doubled twice May 9 at Boston, the second of which was the 100th two-bagger of his career...went 0-for-3 with a career-high tying three strikeouts May 22 against New York (AL)...it was his ninth career three-strikeout game but his first since April 19, 2013 at San Francisco (his 10th three-strikeout game came on Aug. 30 at Houston)...batted .322 over a 38-game stretch from June 4 to July 18...matched his season-best with an eight-game hitting streak from June 19

to 27 (9-for-30, .300)...singled in the eighth inning off Cam Bedrosian on June 26 at Los Angeles (AL) for his 500th career hit...homered in back-to-back games June 29 and 30 for the third time in his career (last: May 18-19, 2013)...the home runs snapped a 50-game homerless streak from April 30 to June 28, which was the second longest homerless drought of his career (91, May 20, 2013-May 15, 2014)...hit .322 in June, which was his best mark ever in a month with 70 or more plate appearances...was ejected from the game July 15 against Toronto, his first career ejection...had four straight multiple hit games for the first time in his career July 31 to Aug. 4 (8-for-17, .471)...went 2-for-4 on Aug. 12 against Seattle to lift his average to a season-high .261...then went 8-for-57 (.140) over his next 19 games...finished the season by hitting .299 over his final 24 contests.

CAREER

2015—Batted .282 with five home runs and 31 RBI in 103 games in a season shortened by two stints on the disabled list...the batting average was his best in his four seasons with San Diego, as was his .361 on-base percentage and .742 OPS...batted .287 against right-handed pitching compared to .267 against left-handers...hit .309 with a .407 on-base percentage on the road, .254 with a .309 on-base percentage at Petco Park...batted .299 when leading off an inning...had a .203 batting average with runners in scoring position...four of his five home runs were solo shots and four came with two outs...hit .323 against National League West competition but batted just .188 in interleague play...started a team-leading 92 games at first base and committed just three errors in 102 games overall at first for a .997 fielding percentage...also made two starts third base...was 2-for-3 (.667) with a double and a walk as a pinch hitter...started games in every spot in the order except eighth and ninth and saw his most action with 47 starts batting fifth...was on his fourth career Opening Day roster and made his fourth consecutive Opening Day start at first base for the Padres...went 0-for-3 in the opener on April 6 at Los Angeles (NL) but then had back-to-back three-hit games the next two days against the Dodgers...hit safely in a season-high six consecutive games from April 18 to 23 (11-for-22, .500)...was named the Padres Player of the Month for April by the San Diego Hall of Champions after hitting .315 with eight RBI, eight runs scored and 10 walks (.400 on-base percentage) in 21 games played...went 6-for-14 (.429) over his first five games in May and was batting .333 with a .427 on-base percentage when he was placed on the 15-day disabled list May 9 retroactive to May 8 with a bruised right shoulder...ranked sixth in the NL in on-base percentage and tied for ninth in batting average at the time of the injury...began a rehab assignment with Single-A Lake Elsinore May 27 and went 1-for-6 (.167) with three walks in two games with the Storm...was moved to Triple-A El Paso May 29 and hit .231 with four walks in four games before he was reinstated from the DL June 2...missed 23 games...went 12-for-27 (.444) over his first seven games following his return to lift his batting average to .360 and his on-base percentage to .444 through June 9...hit his second career grand slam June 6 at Cincinnati...it was a game-tying blast in the seventh inning of the Padres 9-7 victory...the four RBI matched his career high...made his second career start at third base June 13 against Los Angeles (NL)...it was his first since Aug. 29, 2011 against Philadelphia...made another start at third June 18 at Oakland...matched his season high with a six-game hitting streak from June 21 to 27 (9-for-24, .375)...finished June with a .290 batting average in 26 games...had a career-high 19 game streak without an RBI from June 28 to July 23...went 0-for-4 on July 8 at Pittsburgh to drop his average to .296...that was his first day under .300 all year and he would not return to the .300 mark...matched his career high with three walks July 10 at Texas...hit .355 with a .412 on-base percentage over his final 19 games beginning Aug. 10...doubled in his only at bat Sept. 1 against Texas...would not play the rest of the season as he was placed on the 60-day disabled list Sept. 14 with a lower back stress reaction...missed the Padres final 30 games.

2014—Appeared in 84 games for the Padres, missing time due to a right wrist injury...over his final 23 games at Petco Park from May 9 to Aug. 12, hit .308...batted just .183 over his first 20 home games...appeared at third base three times: April 17 vs. Colorado (1.0 inn.), May 3 vs. Arizona (1.0 inn.) and June 2 vs. Pittsburgh (1.1 inn.)...recorded one assist in his only defensive chance at the “hot corner”...tallied four multi-double games, the second-highest total among Padres players, trailing only Rene Rivera’s five...made his third career Opening Day roster, starting at first base in the Padres season opener for the third-straight year on March 30 vs. Los Angeles (NL)...recorded a walk-off RBI fielder’s choice May 4 against Arizona to score Cameron Maybin from third...it was his second career walk-off plate appearance, joining his game-ending single on Sept. 16, 2012 against Colorado...hit .267 with four home runs and 12 RBI in 27 games in May...missed 30 games from June 17 to July 25 while on the 15-day disabled list with right wrist tendinitis...was reinstated from the DL July 26 and hit .421 in 15 games before being placed back on the DL Aug. 13 with a strained right forearm...missed the final 43 games of the season.

2013—Hit .281 in 97 games...batted .296 against right-handed pitchers compared to .242 against left-handers...batted .305 in 49 games at Petco Park, .259 in 48 games on the road...in 40 second-half games, hit .296 and drew 17 walks against 15 strikeouts for a .370 on-base percentage...made 15 starts batting third in the order, hitting .308 in those games...also appeared in 36 games, 35 starts, batting fourth in the order, hitting .296...made his second career Opening Day roster and second-straight start at first base in the season opener April 1 at New York (NL)...tied a Padres club-record and a personal career-high with three doubles April 27 against San Francisco...it was his second career three-double game (also July 30, 2012 at Cincinnati)...opened the season by hitting .292 with 16 RBI in 26 games during the month of April...was placed on the 15-day disabled list June 6 retroactive to June 1 with a right hand contusion...was reinstated July 12...hit all six of his home runs prior to his DL stint...made his last start of the season Aug. 30 at Los Angeles (NL)...appeared in just two games as a pinch-runner in the final month of the season on Sept. 28 and 29, missing time due to issues with his prior right hand injury.

2012—Set career-highs in nearly every offensive category in his first full Major League season, including hits (150), doubles (39), home runs (9), RBI (62) and walks (62)...led all Major League rookies in games played (155) and doubles, ranked second in walks and tied for second in hits...set a Padres rookie-record with 39 doubles, passing the previous franchise mark held by Benito Santiago (33 in 1987)...finished tied with Ryan Klesko (2002) for the 10th-most doubles all-time in a season by a Padre...set a Padres record with 10 multi-double games, the most in all of Major League Baseball...in 72 games after the All-Star Break, hit .285 with 19 doubles, six home runs and 39 RBI...made his first career Opening Day roster, starting at first base in the Padres first game of the season on April 5 against Los Angeles (NL)...had a career-best 10-game hitting streak from May 18 to 27, hitting .351 (13-for-37) over that stretch...became the first rookie in San Diego history to collect two hits and three RBI in back-to-back games July 18-19 at Houston...rated No. 33 on *Baseball America's* Top-100 Prospects list and No. 1 in the Padres' organization heading into the season.

2011—Began the season at Triple-A Louisville, where he was an International League Midseason All-Star...also played in the SiriusXM All-Star Futures Game...was promoted to the Majors July 26 and spent the rest of the season with Cincinnati...joined the Reds following the Jonny Gomes trade to Washington...started 14 games in left field, one at first base and one at third base...had nine multi-hit games in his 16 starts...connected for his first big league home run Aug. 6 at Chicago (NL) off Carlos Zambrano...made 21 appearances at first base and 62 in the outfield for Louisville...rated No. 73 on *Baseball America's* Top-100 Prospects list and No. 4 in the Reds' organization heading into 2011.

2010—Split the majority of his season between Double-A Carolina and Triple-A Louisville, also seeing his first action as a September call-up...recalled Sept. 1 and made his big league debut that night as a pinch hitter against Milwaukee...tallied his first big league hit Sept. 4 at St. Louis, a pinch-hit, ground rule double off Mike MacDougal...named the International League's Player of the Week for July 26 to Aug. 1...started at first base for the World Team in the All-Star Futures Game in Anaheim...entered the season ranked No. 45 on *Baseball America's* Top-100 Prospects list and No. 2 in the Reds' organization.

2009—Split his season between the Gulf Coast Reds, Single-A Sarasota and Double-A Carolina, combining to hit .292 in 84 games...missed two months while on Carolina's disabled list with a broken right hamate bone...had surgery on June 23 by Dr. Timothy Kremcheck...named to the Florida State League All-Star team...hit .267 in 23 games for Peoria in the Arizona Fall League and played in the AFL Rising Stars Game...rated by *Baseball America* as No. 35 on their Top-100 Prospects list entering the season.

2008—Was the Reds first round draft pick and the seventh selection overall in the First-Year Player Draft...signed a Major League contract Aug. 15...joined Single-A Sarasota Aug. 26 and hit .316 with two RBI in six games in his professional debut.

PERSONAL/MISCELLANEOUS

Yonder Alonso was originally signed by Reds' scout Tony Arias...has a son, Troy...was born in Cuba and moved to the United States when he was 10 with his father Luis, mother Damaris and sister Yain-ee...his sister is married to Orioles infielder Manny Machado...his father was a player and coach for Industriales club in Cuba...graduated from Coral Gables (FL) High School...drafted by the Reds after his junior season at the University of Miami.

LIFETIME PLAYING RECORD

| Year | Club | AVG. | G | AB | R | H | 2B | 3B | HR | RBI | SH | SF | HP | BB | SO | SB | CS | SLG | OBP | E |
|------------------|---------------|-------------|------------|-------------|------------|------------|------------|----------|-----------|------------|----------|-----------|-----------|------------|------------|-----------|----------|-------------|-------------|-----------|
| 2008 | Sarasota | .316 | 6 | 19 | 1 | 6 | 1 | 0 | 0 | 2 | 0 | 1 | 0 | 5 | 5 | 0 | 0 | .368 | .440 | 0 |
| 2009 | Sarasota | .303 | 49 | 175 | 21 | 53 | 13 | 0 | 7 | 38 | 0 | 2 | 0 | 24 | 30 | 0 | 1 | .497 | .383 | 5 |
| | Carolina | .295 | 29 | 105 | 12 | 31 | 11 | 0 | 2 | 14 | 0 | 2 | 0 | 14 | 15 | 1 | 0 | .457 | .372 | 3 |
| 2010 | GCL Reds | .133 | 6 | 15 | 0 | 2 | 0 | 0 | 0 | 0 | 0 | 0 | 0 | 3 | 1 | 0 | 0 | .133 | .278 | 0 |
| | Carolina | .267 | 31 | 101 | 19 | 27 | 5 | 0 | 3 | 13 | 0 | 0 | 1 | 19 | 16 | 4 | 2 | .406 | .388 | 2 |
| | Louisville | .296 | 101 | 406 | 50 | 120 | 31 | 2 | 12 | 56 | 0 | 1 | 1 | 37 | 76 | 9 | 1 | .470 | .355 | 2 |
| 2011 | CINCINNATI | .207 | 22 | 29 | 2 | 6 | 2 | 0 | 0 | 3 | 0 | 0 | 0 | 10 | 0 | 0 | 0 | .276 | .207 | 2 |
| | Louisville | .296 | 91 | 358 | 46 | 106 | 24 | 4 | 12 | 56 | 0 | 4 | 1 | 46 | 60 | 6 | 5 | .486 | .374 | 2 |
| 2012 | CINCINNATI | .330 | 47 | 88 | 9 | 29 | 4 | 0 | 5 | 15 | 0 | 0 | 10 | 21 | 0 | 0 | 0 | .545 | .398 | 1 |
| | SAN DIEGO | .273 | 155 | 549 | 47 | 150 | 39 | 0 | 9 | 62 | 1 | 4 | 3 | 62 | 101 | 3 | 0 | .393 | .348 | 12 |
| 2013 | SAN DIEGO | .281 | 97 | 334 | 34 | 94 | 11 | 0 | 6 | 45 | 0 | 7 | 2 | 32 | 47 | 6 | 0 | .368 | .341 | 3 |
| | Tucson | .571 | 4 | 14 | 1 | 8 | 0 | 0 | 0 | 2 | 0 | 0 | 0 | 0 | 0 | 0 | 1 | .571 | .571 | 0 |
| 2014 | SAN DIEGO | .240 | 84 | 267 | 27 | 64 | 19 | 1 | 7 | 27 | 0 | 3 | 1 | 17 | 36 | 6 | 1 | .397 | .285 | 2 |
| | AZL Padres | .375 | 2 | 8 | 1 | 3 | 0 | 0 | 1 | 4 | 0 | 0 | 0 | 1 | 0 | 0 | 0 | .750 | .375 | 0 |
| | El Paso | .235 | 5 | 17 | 0 | 4 | 0 | 0 | 0 | 1 | 0 | 0 | 0 | 0 | 2 | 0 | 0 | .235 | .235 | 1 |
| 2015 | SAN DIEGO | .282 | 103 | 354 | 50 | 100 | 18 | 1 | 5 | 31 | 0 | 3 | 3 | 42 | 48 | 2 | 5 | .381 | .361 | 3 |
| | Lake Elsinore | .167 | 2 | 6 | 1 | 1 | 0 | 0 | 0 | 0 | 0 | 0 | 3 | 0 | 0 | 0 | 0 | .167 | .444 | 0 |
| | El Paso | .231 | 4 | 13 | 3 | 3 | 1 | 0 | 0 | 2 | 0 | 0 | 0 | 4 | 3 | 0 | 0 | .308 | .412 | 0 |
| 2016 | OAKLAND | .253 | 156 | 482 | 52 | 122 | 34 | 0 | 7 | 56 | 0 | 4 | 1 | 45 | 74 | 3 | 1 | .367 | .316 | 5 |
| AL Totals | | .253 | 156 | 482 | 52 | 122 | 34 | 0 | 7 | 56 | 0 | 4 | 1 | 45 | 74 | 3 | 1 | .367 | .316 | 5 |
| NL Totals | | .273 | 508 | 1621 | 169 | 443 | 93 | 2 | 32 | 183 | 1 | 17 | 9 | 163 | 263 | 17 | 6 | .392 | .340 | 23 |
| ML Totals | | .269 | 664 | 2103 | 221 | 565 | 127 | 2 | 39 | 239 | 1 | 21 | 10 | 208 | 337 | 20 | 7 | .387 | .334 | 28 |

CAREER TRANSACTIONS

2005 — Selected by the Minnesota Twins organization in the 16th round of the First-Year Player draft, did not sign. **2008** — Selected by the Cincinnati Reds organization in the 1st round (seventh selection overall) of the First-Year Player draft. **2011** — Traded to the San Diego Padres with pitcher Edinson Volquez and catcher Yasmani Grandal and minor league pitcher Brad Boxberger for pitcher Mat Latos, December 17. **2013** — On the disabled list, June 1 to July 11; included rehabilitation assignment to Tucson, July 8 to 11. **2014** — On the disabled list, June 17 to July 25; included rehabilitation assignment; included rehabilitation assignments to the AZL Padres, July 18 to 20, and El Paso, July 21 to 25. On the disabled list, August 13 to November 2. **2015** — On the disabled list, May 8 to June 1; included rehabilitation assignments to Lake Elsinore, May 27 to 28, and El Paso, May 29 to June 1. On the disabled list, September 14 to November 3. Traded to the Oakland Athletics with pitcher Mark Rzepczynski for pitchers Drew Pomeranz and Jose Torres and a player to be named later (outfielder Jabari Blash on December 10), December 2.

VS. THE AMERICAN LEAGUE

| 2016 | | CAREER | | | | | | | | |
|------|----|--------|----|-----|-------------|------|-----|----|----|-----|
| AVG. | AB | H | HR | RBI | vs. TEAM | AVG. | AB | H | HR | RBI |
| .381 | 21 | 8 | 0 | 4 | Baltimore | .351 | 37 | 13 | 0 | 5 |
| .333 | 15 | 5 | 0 | 3 | Boston | .333 | 15 | 5 | 0 | 3 |
| .136 | 22 | 3 | 1 | 4 | Chicago | .188 | 32 | 6 | 2 | 6 |
| .200 | 20 | 4 | 0 | 1 | Cleveland | .188 | 32 | 6 | 0 | 1 |
| .095 | 21 | 2 | 0 | 1 | Detroit | .188 | 32 | 6 | 0 | 1 |
| .311 | 61 | 19 | 2 | 12 | Houston | .297 | 101 | 30 | 3 | 21 |
| .333 | 24 | 8 | 0 | 5 | Kansas City | .290 | 31 | 9 | 0 | 5 |
| .288 | 66 | 19 | 1 | 7 | Los Angeles | .299 | 77 | 23 | 1 | 9 |
| .100 | 10 | 1 | 0 | 0 | Minnesota | .320 | 25 | 8 | 1 | 1 |
| .118 | 17 | 2 | 0 | 0 | New York | .172 | 29 | 5 | 0 | 1 |
| — | 0 | 0 | 0 | 0 | Oakland | .192 | 26 | 5 | 0 | 0 |
| .200 | 65 | 13 | 0 | 0 | Seattle | .225 | 111 | 25 | 1 | 6 |
| .261 | 23 | 6 | 0 | 0 | Tampa Bay | .265 | 34 | 9 | 0 | 1 |
| .217 | 46 | 10 | 0 | 6 | Texas | .205 | 73 | 15 | 0 | 8 |
| .357 | 14 | 5 | 0 | 2 | Toronto | .375 | 16 | 6 | 0 | 2 |

VS. THE NATIONAL LEAGUE

| 2016 | | CAREER | | | | | | | | |
|------|----|--------|----|-----|---------------|------|-----|----|----|-----|
| AVG. | AB | H | HR | RBI | vs. TEAM | AVG. | AB | H | HR | RBI |
| — | 0 | 0 | 0 | 0 | Arizona | .278 | 158 | 44 | 5 | 29 |
| — | 0 | 0 | 0 | 0 | Atlanta | .333 | 60 | 20 | 1 | 6 |
| .143 | 7 | 1 | 0 | 0 | Chicago | .283 | 99 | 28 | 3 | 15 |
| .556 | 9 | 5 | 0 | 0 | Cincinnati | .355 | 93 | 33 | 2 | 10 |
| — | 0 | 0 | 0 | 0 | Colorado | .279 | 154 | 43 | 3 | 22 |
| — | 0 | 0 | 0 | 0 | Los Angeles | .277 | 130 | 36 | 0 | 9 |
| — | 0 | 0 | 0 | 0 | Miami | .341 | 91 | 31 | 3 | 17 |
| .286 | 14 | 4 | 0 | 1 | Milwaukee | .230 | 113 | 26 | 1 | 12 |
| — | 0 | 0 | 0 | 0 | New York | .349 | 86 | 30 | 3 | 8 |
| — | 0 | 0 | 0 | 0 | Philadelphia | .200 | 65 | 13 | 1 | 5 |
| .250 | 8 | 2 | 0 | 0 | Pittsburgh | .167 | 66 | 11 | 0 | 6 |
| .286 | 7 | 2 | 1 | 1 | St. Louis | .302 | 96 | 29 | 2 | 7 |
| — | 0 | 0 | 0 | 0 | San Diego | .000 | 2 | 0 | 0 | 0 |
| .250 | 12 | 3 | 2 | 4 | San Francisco | .190 | 147 | 28 | 3 | 16 |
| — | 0 | 0 | 0 | 0 | Washington | .306 | 72 | 22 | 4 | 7 |

MONTHLY BREAKDOWN

| 2016 | | CAREER | | | | | | | | |
|------|----|--------|----|-----|-----------|------|-----|-----|----|-----|
| AVG. | AB | H | HR | RBI | by MONTH | AVG. | AB | H | HR | RBI |
| — | 0 | 0 | 0 | 0 | March | .000 | 4 | 0 | 0 | 0 |
| .181 | 72 | 13 | 1 | 6 | April | .243 | 408 | 99 | 5 | 39 |
| .235 | 81 | 19 | 0 | 4 | May | .277 | 379 | 105 | 8 | 41 |
| .322 | 87 | 28 | 2 | 12 | June | .264 | 314 | 83 | 5 | 31 |
| .250 | 72 | 18 | 1 | 9 | July | .277 | 321 | 89 | 6 | 42 |
| .233 | 86 | 20 | 3 | 13 | August | .282 | 411 | 116 | 11 | 50 |
| .289 | 76 | 22 | 0 | 10 | September | .276 | 243 | 67 | 4 | 32 |
| .250 | 8 | 2 | 0 | 2 | October | .261 | 23 | 6 | 0 | 4 |

BATTING BREAKDOWN

| 2016 | | CAREER | | | | | | | | |
|------|-----|--------|----|-----|-------------------|------|------|-----|----|-----|
| AVG. | AB | H | HR | RBI | by CATEGORY | AVG. | AB | H | HR | RBI |
| .218 | 216 | 47 | 3 | 29 | Home | .257 | 993 | 255 | 18 | 112 |
| .282 | 266 | 75 | 4 | 27 | Away | .279 | 1110 | 310 | 21 | 127 |
| .292 | 168 | 49 | 0 | 12 | Day | .281 | 668 | 188 | 7 | 65 |
| .232 | 314 | 73 | 7 | 44 | Night | .263 | 1435 | 377 | 32 | 174 |
| .251 | 267 | 67 | 4 | 26 | Pre-ASG | .256 | 1205 | 308 | 20 | 120 |
| .256 | 215 | 55 | 3 | 30 | Post-ASG | .286 | 898 | 257 | 19 | 119 |
| .227 | 66 | 15 | 1 | 8 | vs. LHP | .242 | 458 | 111 | 6 | 57 |
| .257 | 416 | 107 | 6 | 48 | vs. RHP | .276 | 1645 | 454 | 33 | 182 |
| .269 | 104 | 28 | 3 | 44 | RISP | .250 | 496 | 124 | 8 | 183 |
| .636 | 11 | 7 | 0 | 13 | Bases Loaded | .306 | 49 | 15 | 2 | 47 |
| .200 | 10 | 2 | 0 | 4 | Pinch Hitter | .257 | 70 | 18 | 1 | 8 |
| .250 | 8 | 2 | 0 | 2 | Designated Hitter | .250 | 8 | 2 | 0 | 2 |

BALLPARK BREAKDOWN

| | AVG. | AB | H | HR | RBI |
|--------------------------|------|-----|-----|----|-----|
| AT&T Park | .154 | 65 | 10 | 1 | 6 |
| Angel Stadium | .325 | 40 | 13 | 1 | 5 |
| Busch Stadium | .345 | 55 | 19 | 2 | 5 |
| Camden Yards | .333 | 18 | 6 | 0 | 1 |
| Chase Field | .333 | 87 | 29 | 3 | 19 |
| Citi Field | .296 | 54 | 16 | 2 | 4 |
| Citizens Bank Park | .321 | 28 | 9 | 1 | 4 |
| Comerica Park | .167 | 12 | 2 | 0 | 1 |
| Coors Field | .244 | 82 | 20 | 0 | 7 |
| Dodger Stadium | .333 | 57 | 19 | 0 | 5 |
| Fenway Park | .333 | 12 | 4 | 0 | 2 |
| Globe Life Arlington | .152 | 33 | 5 | 0 | 2 |
| Great American Ball Park | .270 | 115 | 31 | 4 | 13 |
| Hard Rock Stadium | .750 | 4 | 3 | 1 | 4 |
| Kauffman Stadium | .429 | 14 | 6 | 0 | 5 |
| Marlins Park | .265 | 34 | 9 | 1 | 8 |
| Miller Park | .214 | 70 | 15 | 0 | 7 |
| Minute Maid Park | .346 | 52 | 18 | 1 | 9 |
| Nationals Park | .216 | 37 | 8 | 0 | 2 |
| Oakland Coliseum | .214 | 234 | 50 | 3 | 29 |
| PETCO Park | .272 | 723 | 197 | 13 | 78 |
| PNC Park | .207 | 29 | 6 | 0 | 2 |
| Progressive Field | .208 | 24 | 5 | 0 | 0 |
| Rogers Centre | .286 | 7 | 2 | 0 | 0 |
| Safeco Field | .230 | 61 | 14 | 1 | 3 |
| Target Field | .462 | 13 | 6 | 1 | 1 |
| Tropicana Field | .304 | 23 | 7 | 0 | 1 |
| Turner Field | .351 | 37 | 13 | 0 | 3 |
| U.S. Cellular Field | .227 | 22 | 5 | 2 | 4 |
| Wrigley Field | .315 | 54 | 17 | 2 | 9 |
| Yankee Stadium | .143 | 7 | 1 | 0 | 0 |

FIELDING STATISTICS

First Base

| YEAR | PCT. | G | PO | A | E | TC | DP |
|---------------|-------------|------------|-------------|------------|-----------|-------------|------------|
| 2010 | .933 | 6 | 24 | 4 | 2 | 30 | 5 |
| 2011 | 1.000 | 3 | 8 | 3 | 0 | 11 | 0 |
| 2012 | .991 | 149 | 1269 | 96 | 12 | 1377 | 77 |
| 2013 | .996 | 92 | 761 | 58 | 3 | 822 | 72 |
| 2014 | .997 | 77 | 569 | 43 | 2 | 614 | 45 |
| 2015 | .997 | 102 | 817 | 54 | 3 | 874 | 71 |
| 2016 | .997 | 145 | 1155 | 70 | 4 | 1229 | 118 |
| Totals | .995 | 574 | 4603 | 328 | 26 | 4957 | 388 |

Second Base

| YEAR | PCT. | G | PO | A | E | TC | DP |
|---------------|----------|----------|----------|----------|----------|----------|----------|
| 2013 | — | 1 | 0 | 0 | 0 | 0 | 0 |
| Totals | — | 1 | 0 | 0 | 0 | 0 | 0 |

Third Base

| YEAR | PCT. | G | PO | A | E | TC | DP |
|---------------|-------------|-----------|----------|-----------|----------|-----------|----------|
| 2011 | — | 1 | 0 | 0 | 0 | 0 | 0 |
| 2013 | — | 1 | 0 | 0 | 0 | 0 | 0 |
| 2014 | 1.000 | 3 | 0 | 1 | 0 | 1 | 0 |
| 2015 | 1.000 | 2 | 0 | 2 | 0 | 2 | 0 |
| 2016 | .917 | 7 | 2 | 9 | 1 | 12 | 0 |
| Totals | .933 | 14 | 2 | 12 | 1 | 15 | 0 |

Outfield

| YEAR | PCT. | G | PO | A | E | TC | DP |
|---------------|-------------|-----------|-----------|----------|----------|-----------|----------|
| 2011 | .958 | 16 | 22 | 1 | 1 | 24 | 0 |
| 2013 | — | 1 | 0 | 0 | 0 | 0 | 0 |
| Totals | .958 | 17 | 22 | 1 | 1 | 24 | 0 |

ALONSO'S CAREER BESTS

Hits: 4 (three times), last: September 16, 2012 vs. Colorado

Home Runs: 1 (39 times), last: August 26, 2016 at St. Louis

Runs Batted In: 4 (four times), last: June 6, 2015 at Cincinnati

Stolen Bases: 2, July 23, 2013 at Milwaukee

Hitting Streak: 10, May 18 to 27, 2012

Hitless Streak (At Bats): 27, April 22 to May 2, 2014


Game Ending RBI: 3, April 29, 2016 vs. Houston (home run); May 4, 2014 vs. Arizona (fielders choice); September 16, 2012 vs. Colorado (single)

Grand Slams: 2, June 6, 2015 at Cincinnati (Tony Cingrani); September 14, 2012 vs. Colorado (Tyler Chatwood)

Pinch-Hit Home Runs: 1, August 28, 2011 vs. Washington (Drew Storen)

Inside-The-Park Home Runs: None

Lead Off Home Runs: None

**RIGHT-HANDED PITCHER****Height/Weight:** 6-5 / 220**Bats/Throws:** Right / Right**Birthdate:** April 1, 1983**Opening Day Age:** 34**Birthplace/Resides:** Simcoe, Ontario / Simcoe, Ontario**Major League Service:** 6 years, 170 days**Obtained:** Signed as a free agent, December 11, 2015**Contract Status:** Second year of a two-year contract through 2017**CAREER HIGHLIGHTS**

Has pitched for six different teams in eight seasons and is 34-32 with 144 saves and a 3.58 ERA in 471 career appearances...made his Major League debut with Milwaukee (2009-13) and has also pitched for St. Louis (2013), Cleveland (2014), Pittsburgh (2014), Colorado (2015) and Oakland (2016)...set the Brewers single season record with a career-high 46 saves in 2011...converted 49 consecutive saves from April 24, 2011 to May 4, 2012, which is currently tied for the fifth longest streak in Major League history...saved 105 games over a three-year stretch from 2010-12 but had no saves in a career-high tying 75 games with the Brewers and Cardinals in 2013...has never been on the Major League disabled list...pitched for Canada in the World Baseball Classic in 2013...was drafted by Seattle in 2001 (7th round) and Cincinnati in 2005 (42nd) but did not sign...signed with the Yankees organization Aug. 11, 2006 and made his professional debut in 2007, but was released following the season.

2016 HIGHLIGHTS

Went 6-4 with three saves and a 3.97 ERA in 68 relief appearances in his first season with the A's...struck out 60 batters in 65.2 innings and his average of 8.22 strikeouts per nine innings was the lowest mark of his career...had a 2.70 ERA over his first 26 games and a 2.19 ERA over his final 24 but logged a 9.42 ERA in 18 games in between (June 15 to July 25)...tied for second among American League relievers in blown saves (7), but only one came in the ninth inning or later...tied for fourth in most walks (30) and has now issued 215 free passes since the start of the 2010 season, which are the most in the majors by a reliever...tied for seventh among AL relievers in 2016 in wins (6)...allowed 8-of-16 (50.0%) inherited runners to score...first batters faced hit .281 but he issued just three walks (.324 on-base percentage) and allowed just two doubles (.313 slugging percentage)...opponents hit .258, including .256 (30-for-117) by left-handed hitters and .259 (35-for-135) by right-handers...surrendered four of his six home runs with two outs...four came with runners on base...yielded a .305 average with runners in scoring position, including .387 with RISP and two outs...had a .211 career average with RISP, including .185 with RISP and two outs entering the season...opponents were 4-for-6 (.667) with a walk and a grand slam with the bases loaded...compiled a 5.09 ERA and .293 opponents batting average in 39 games before the All-Star Break, a 2.67 ERA and .214 opponents average after the break...surrendered five home runs in 35.1 innings before the break, one in 30.1 innings after the break...logged a 5.14 ERA in 32 games on zero or one day of rest compared to a 3.11 ERA in 36 games on three days rest or more...allowed 11 of his 30 runs over innings three through six (18.56 ERA)...has a 2.68 ERA from the seventh inning on...had a 3.48 ERA in 34 games at home, 4.50 in 34 contests on the road...compiled a 7.56 ERA in 11 interleague outings compared to 3.45 in 57 games against AL opponents...induced a career-high seven grounded into double plays...opponents were successful in each of their four stolen bases attempts off him and are 34-for-43 (79.1%) with him on the mound in his career...tossed 1194 pitches, which were ninth most among AL relievers...tossed one inning or fewer in 59 of his 68 appearances.

OAKLAND: Did not allow a run over his first nine games and 10.0 innings through April 21...that gave him a 14.0-inning scoreless streak dating back Sept. 24, 2015...did not walk a batter over his first 12 games and 14.0 innings through May 4, which was his longest streak without issuing a free pass in his career...finished April with a 0.73 ERA in 11 appearances and stranded all four of his inherited runners...yielded a career-high tying four runs in 1.0 inning at Boston on May 9 (fifth time, last: Sept. 23, 2015 vs. Pittsburgh)...then did not surrender a run in 12 of his next 13 appearances from May 15 to June 12 (1.54 ERA)...allowed 6-of-7 (85.7%) inherited runners to score over a 21-game span from May 21 to July 6...was credited with his first save May 31 against Minnesota...compiled a 7.56 ERA in 10

games in May and then posted an 8.71 ERA in 13 contests in June...struck out a career-high five batters in a career-high tying 2.0 innings June 4 at Houston...it topped his previous high of four strikeouts on Aug. 21, 2010 against San Diego...also pitched 2.0 innings July 22 against Tampa Bay and Sept. 6 against Los Angeles (AL) and has 16 career games of 2.0 innings...allowed at least one run in eight of 10 games from June 15 to July 3...had an 18.00 ERA and .516 opponents batting average over that stretch...surrendered just one unearned run over an eight-game span from July 26 to Aug. 15 (7.2 ip)...fanned Nomar Mazara to start the bottom of the 10th inning Aug. 16 at Texas for the 500th strikeout of his career...also walked a career-high tying three batters in that game (eighth time, last: July 30, 2015 at St. Louis) and allowed three hits while retiring just one for the blown save and loss...it was his only blown save in a game he entered after the eighth inning...did not allow a run in nine of his final 10 appearances beginning Sept. 6 (0.79 ERA)...picked up his third and final save of the year in the season finale, retiring the side in the order in the ninth inning at Seattle on Oct. 2.

CAREER

2015—Was 4-5 with a 4.20 ERA and a team-leading 25 saves in 60 relief appearances in his first season with Colorado...tied for second in the National League with six blown saves and his save percentage of 80.6% was second lowest in the NL to the Phillies Ken Giles (75.0%)...tied for fourth among NL relievers in walks (32)...struck out 62 batters in 55.2 innings, an average of 10.02 per nine innings...compiled a 2.70 ERA and .216 opponents batting average in 28 games on the road compared to a 5.59 ERA and .298 opponents average in 32 games at Coors Field...did not allow a run (14.0 ip) and converted all 11 of his save opportunities in 14 outings on no days rest...had a 4.12 ERA in 20 games on one day of rest and a 6.95 ERA in 26 appearances with two days rest or more...converted 16-of-17 (94.1%) save opportunities and had a 2.36 ERA and .218 opponents batting average in 29 appearances before the All-Star Break...then went 9-for-14 (64.3%) with a 5.90 ERA and .296 opponents average in 31 games after the break...allowed a .259 opponents batting average, which included a .258 mark against left-handed hitters compared to .261 against right-handers...yielded a .160 average with runners in scoring position and two outs...first batters faced hit .185 with one extra base hit (double) and six walks (.267 on-base percentage)...his .204 slugging percentage against first batters was fourth lowest in the NL...allowed 3-of-5 (60.0%) inherited runners to score...had a 2.11 ERA during the day and was successful each of his 11 save chances...logged a 5.50 ERA at night...was 1-2 with two saves, an 8.64 ERA and .395 opponents batting average in nine interleague appearances...opponents were successful in 8-of-10 (80.0%) stolen base attempts off him and he tied for fifth among NL relievers in most stolen bases allowed...had the first pickoff of his career...tossed exactly 1.0 inning in 49 of his 60 appearances...missed nine games in April as he was on the family medical emergency list from April 12-18 and the restricted list April 19-21...did not allow a run in his five appearances in April (5.0 ip) and was 3-for-3 in saves...then logged a 1.00 ERA in 10 games in May and was 6-for-6 in saves...converted each of his first 12 save opportunities through June 14...logged a 0.47 ERA and .162 opponents batting average over that 20-game stretch...then went 3-5 with four saves, five blown saves, a 9.68 ERA and .364 opponents batting average over his next 20 games from June 17 to Aug. 11...was charged with his first blown save and loss June 24 against Arizona...it was his first blown save in exactly one year, also against Arizona, snapping a streak of 13 consecutive saves...was on the family medical emergency list a second time from June 30 to July 3...matched his career high with three walks July 22 against Texas and July 30 at St. Louis...tossed 1.2 scoreless innings Aug. 9 at Washington, his only outing longer than one inning in 2015...had a season-best 9.2-inning scoreless streak from Aug. 20 to Sept. 13...was a perfect 7-for-7 in saves over that 10-game stretch...matched his career high by allowing four runs in just 0.1 innings Sept. 23 against Pittsburgh...then tossed a scoreless ninth inning the next day against the Pirates in his 400th career appearance.

2014—Began the season with Cleveland and went 2-3 with 10 saves and a 3.92 ERA in 49 appearances before being claimed off waivers by Pittsburgh Aug. 14...had a loss and a 4.09 ERA in 13 games with the Pirates...combined for a 3.95 ERA and .217 opponents batting average in 62 games overall...struck out 63 batters in 54.2 innings, an average of 10.37 per nine innings...however, issued 36 walks, an average of 5.93 per nine innings...his opponents batting average included a .187 mark against left-handed hitters compared to .243 against right-handers...yielded a .185 opponents batting average with runners in scoring position...converted 10-of-13 (76.9%) save opportunities, all with Cleveland...allowed 8-of-26 (30.8%) inherited runners to score and first batters faced went 11-for-48 (.229) with 10 walks and a hit by pitch (.361 on-base percentage)...began the season at Cleveland's closer and converted 9-of-10 save opportunities over his first 13 games through May 3...logged a 2.31 ERA and .175 opponents bat-

ting average over that span...would not record his 10th save until Aug. 4 against Cincinnati (1.2 ip, 1 h, 1 bb)...was charged with just two earned runs in 13.2 innings over a 15-game span from June 22 to Aug. 4...allowed four runs in 0.2 innings in his final outing with Cleveland Aug. 8 at New York (AL)...was claimed off waivers by the Pirates Aug. 14 and did not allow a run in 10 of his first 12 games (1.69 ERA)...then allowed three runs in 0.1 innings in his final outing Sept. 27 at Cincinnati for the loss

2013—Split the 2013 season between Milwaukee and St. Louis, going a combined 7-7 with a 4.02 ERA in 75 relief appearances...tied for fourth in the National League in games pitched...also tied for third among NL relievers in wins (7) but tied for second in blown saves (7)...was 0-for-7 in save opportunities after saving 105 games over the previous three seasons...allowed a .285 opponents batting average, including .282 against right-handed hitters compared to .289 against left-handers...enjoyed a stretch from May 15 to July 24 where he allowed just one run in 28.0 innings over 32 outings...had a career high 20.1 inning scoreless streak spanning 23 games during that span...did not allow a run in 12 games (10.2 innings) in June...had a 4.45 ERA in 62 appearances with the Brewers when he was traded to St. Louis for a player to be named later on Aug. 30 (Michael Blazek on Sept. 1)...logged a 1.74 ERA in 13 games with the Cardinals...did not allow a run over his final nine regular season appearances (7.2 ip, 11 so)...then recorded an ERA of 1.59 in six postseason games for the National League Champion Cardinals...struck out nine batters in 5.2 innings...pitched twice in each post season series, including two scoreless outings in the World Series against Boston (2.1 ip, 1 bb, 5 so)...prior to the season, pitched for Canada in the World Baseball Classic...appeared in two games and allowed a run on two hits in 1.2 innings.

2012—Had a 5-8 record, a 4.67 ERA and 35 saves in a career-high 75 relief appearances in his fourth season with Milwaukee...struck out a career-high 93 batters in 69.1 innings, an average of 12.07 strikeouts per nine innings...ranked fifth among National League relievers in strikeouts...went 35-for-44 in save opportunities (79.5%)...ranked sixth in the NL in saves but had the third lowest save percentage...led the Major Leagues in blown saves (9) but converted 17 of his last 18 opportunities...allowed a .229 opponents batting average, including .225 against left-handed hitters compared to .234 against right-handers...first batters faced hit .219...allowed 6-of-23 (26.1%) inherited runners to score...converted all 11 of his save opportunities during the day...did not allow a run and converted all 11 of his saves in 14 appearances on no days rest...had a streak of 49 consecutive saves converted snapped May 11 against Chicago (NL)...that streak ranked fourth in Major League history, trailing only Eric Gagne (84), Tom Gordon (54) and Jose Valverde (51)...notched his 100th career save Sept. 16 against New York (NL)...finished September with 11 saves in 14 games and added two more saves in three games in October.

2011—Set a Milwaukee franchise record with 46 saves in 74 relief appearances during his first full season in the Majors...struck out 86 batters in 73.2 innings while holding opponents to a .212 batting average...named Brewers Most Valuable Player by the BBWAA Milwaukee Chapter...named National League Rolaids Relief Man of the Year, joining Rollie Fingers (1981) as the only Brewers to win the award...was co-winner with the Reds' Joey Votto of the Tip O'Neill Award, which is presented by the Canadian Baseball Hall of Fame to the player judged to have excelled in individual achievement and team contribution while adhering to baseball's highest ideals...tied for the NL lead in saves and became the third Brewer to lead their league in saves (Ken Sanders, 1971; Rollie Fingers, 1981)...went 46-for-48 in save opportunities (95.8%), including a franchise record 43 in a row to end the season...led the NL in save percentage...posted a 0.59 ERA over his final 30 appearances...appeared in six games during the postseason, going 1-0 with a 1.29 ERA and three saves.

2010—Named the Brewers Top Newcomer as voted on by members of the Milwaukee Chapter of the Baseball Writers Association of America...was named to the *Baseball America* All-Rookie Team...began the season at Triple-A Nashville...recalled by Milwaukee May 15...his 24 saves were the most ever by a Brewers rookie...went 24-for-27 in save opportunities and his 88.9 save percentage ranked fifth in National League (min. 20 saves)...had nine saves of four-plus outs, trailing only the Giants' Brian Wilson (10) for the Major League lead...ranked third in the majors in wins as a reliever (8)...notched his first ML victory in the 4-3, 10-inning win on May 27 against Houston...his seven-game winning streak from June 8 to Sept. 15 was the longest of the season by a Brewers pitcher.

2009—Climbed four levels of the organization from Single-A Brevard County to Double-A Huntsville to Triple-A Nashville to the Major Leagues...went 9-1 with a 2.77 ERA and one save in 45 relief appearances between Brevard County, Huntsville and Nashville...struck out 89 batters in 68.1 innings while

holding opponents to a .185 batting average...was named a Florida State League All-Star...his contract was selected by Milwaukee Sept. 7...had one save in seven relief appearances with the Brewers as opponents batted just .179...made his ML debut Sept. 15 at Chicago...his first ML save came on the final day of the season Oct. 4 at St. Louis.

2008—Signed a minor league contract with the Milwaukee organization March 4 and spent the entire season at Single-A Brevard County...went 5-10 with a 4.55 ERA and .246 opponents batting average in 26 games, including 14 starts...issued 73 walks in just 95.0 innings (6.92 per nine innings)...opponents hit .214 with runners in scoring position.

2007—Pitched for four minor-league affiliates during his first pro season with the Yankees organization and combined to go 1-4 with a 3.29 ERA and four saves in 27 games, including five starts...struck out 67 batters in 63.0 innings while opponents batted .216...was released Dec. 14.

PERSONAL/MISCELLANEOUS

John Berton Axford...is married, Nicole, and has two sons: JB and Jameson...graduated from Assumption College School...drafted by Seattle in 2001 but chose to attend the University of Notre Dame, where he pitched in the 2002 College World Series as a freshman...did not pitch in 2004 after he underwent "Tommy John" surgery on his right elbow, but returned to Notre Dame (Bachelor of Arts/film and television) and pitched just 3.0 innings during the 2005 season...drafted by Cincinnati in 2005 but chose to attend Canisius College for the 2006 season where he earned a Master's Degree in Sports Administration...pitched for the Melville Millionaires of the Western Major Baseball League, a Canadian summer league in 2006...supports the Movember Foundation, through which he helps raise awareness for prostate cancer with his facial hair.

LIFETIME PITCHING RECORD

| Year | Club | W | L | ERA | G | GS | CG | SHO | SV | IP | H | R | ER | HR | HB | BB | IBB | SO | WP | BK |
|------------------|-----------------------|-----------|-----------|-------------|------------|----------|----------|----------|------------|--------------|------------|------------|------------|-----------|-----------|------------|-----------|------------|-----------|----------|
| 2007 | Tampa | 0 | 0 | 2.38 | 5 | 0 | 0 | 0 | 2 | 11.1 | 6 | 5 | 3 | 2 | 0 | 7 | 0 | 15 | 3 | 0 |
| | Scranton/Wilkes-Barre | 0 | 0 | 13.50 | 1 | 0 | 0 | 0 | 0 | 0.2 | 2 | 1 | 1 | 0 | 0 | 1 | 0 | 1 | 1 | 0 |
| | Charleston | 0 | 3 | 4.39 | 13 | 5 | 0 | 0 | 0 | 26.2 | 29 | 20 | 13 | 2 | 0 | 22 | 0 | 21 | 7 | 0 |
| | Staten Island | 1 | 1 | 2.22 | 8 | 0 | 0 | 0 | 2 | 24.1 | 13 | 8 | 6 | 0 | 1 | 15 | 1 | 30 | 3 | 0 |
| 2008 | Brevard County | 5 | 10 | 4.55 | 26 | 14 | 0 | 0 | 0 | 95.0 | 86 | 58 | 48 | 5 | 5 | 73 | 0 | 89 | 12 | 0 |
| | Brevard County | 4 | 1 | 1.63 | 19 | 0 | 0 | 0 | 0 | 27.2 | 14 | 5 | 5 | 0 | 0 | 16 | 1 | 43 | 1 | 0 |
| 2009 | Huntsville | 0 | 0 | 3.52 | 4 | 0 | 0 | 0 | 1 | 7.2 | 7 | 3 | 3 | 1 | 1 | 3 | 0 | 9 | 0 | 0 |
| | Nashville | 5 | 0 | 3.55 | 22 | 0 | 0 | 0 | 0 | 33.0 | 23 | 13 | 13 | 2 | 0 | 19 | 1 | 37 | 2 | 0 |
| | MILWAUKEE | 0 | 0 | 3.52 | 7 | 0 | 0 | 0 | 1 | 7.2 | 5 | 3 | 3 | 0 | 0 | 6 | 1 | 9 | 1 | 0 |
| 2010 | Nashville | 3 | 2 | 2.03 | 12 | 0 | 0 | 0 | 2 | 13.1 | 14 | 7 | 3 | 0 | 0 | 5 | 0 | 19 | 0 | 0 |
| | MILWAUKEE | 8 | 2 | 2.48 | 50 | 0 | 0 | 0 | 24 | 58.0 | 42 | 17 | 16 | 1 | 1 | 27 | 3 | 76 | 4 | 0 |
| 2011 | MILWAUKEE | 2 | 2 | 1.95 | 74 | 0 | 0 | 0 | 46 | 73.2 | 59 | 19 | 16 | 4 | 0 | 25 | 1 | 86 | 8 | 0 |
| 2012 | MILWAUKEE | 5 | 8 | 4.67 | 75 | 0 | 0 | 0 | 35 | 69.1 | 61 | 42 | 36 | 10 | 2 | 39 | 2 | 93 | 10 | 0 |
| | MILWAUKEE | 6 | 7 | 4.45 | 62 | 0 | 0 | 0 | 0 | 54.2 | 62 | 29 | 27 | 10 | 1 | 23 | 3 | 54 | 5 | 0 |
| 2013 | ST. LOUIS | 1 | 0 | 1.74 | 13 | 0 | 0 | 0 | 0 | 10.1 | 11 | 3 | 2 | 0 | 1 | 3 | 0 | 11 | 0 | 0 |
| | CLEVELAND | 2 | 3 | 3.92 | 49 | 0 | 0 | 0 | 10 | 43.2 | 34 | 21 | 19 | 6 | 1 | 30 | 3 | 51 | 4 | 0 |
| 2014 | PITTSBURGH | 0 | 1 | 4.09 | 13 | 0 | 0 | 0 | 0 | 11.0 | 9 | 5 | 5 | 0 | 1 | 6 | 0 | 12 | 1 | 0 |
| | COLORADO | 4 | 5 | 4.20 | 60 | 0 | 0 | 0 | 25 | 55.2 | 56 | 27 | 26 | 4 | 0 | 32 | 4 | 62 | 1 | 0 |
| 2016 | OAKLAND | 6 | 4 | 3.97 | 68 | 0 | 0 | 0 | 3 | 65.2 | 65 | 30 | 29 | 6 | 3 | 30 | 1 | 60 | 4 | 0 |
| AL Totals | | 8 | 7 | 3.95 | 117 | 0 | 0 | 0 | 13 | 109.1 | 99 | 51 | 48 | 12 | 4 | 60 | 4 | 111 | 8 | 0 |
| NL Totals | | 26 | 25 | 3.46 | 354 | 0 | 0 | 0 | 131 | 340.1 | 305 | 145 | 131 | 29 | 6 | 161 | 14 | 403 | 30 | 0 |
| ML Totals | | 34 | 32 | 3.58 | 471 | 0 | 0 | 0 | 144 | 449.2 | 404 | 196 | 179 | 41 | 10 | 221 | 18 | 514 | 38 | 0 |

CAREER TRANSACTIONS

2001 — Selected by the Seattle Mariners organization in the seventh round of the First-Year Player Draft; did not sign. **2005** — Selected by the Cincinnati Reds organization in the 42nd round of the First-Year Player Draft; did not sign. **2006** — Signed by the New York Yankees as a free agent, August 11. **2007** — Released, December 14. **2008** — Signed by the Milwaukee Brewers to a minor league contract, March 4. **2013** — Traded to the St. Louis Cardinals for a player to be named later (Michael Blazek on September 1), August 30. Elected free agency, December 2 (contract non-tender); signed by the Cleveland Indians, December 19. **2014** — Claimed off waivers by Pittsburgh, August 14. Elected free agency, November 3. **2015** — Signed by the Colorado Rockies to a minor league contract, January 30. On bereavement list, April 12 to 18. On restricted list, April 19 to 21. On bereavement list, June 30 to July 3. Elected free agency, November 25; signed by the Oakland Athletics, December 11.

DIVISION SERIES RECORD

| Year | Club/Opp. | W | L | ERA | G | GS | CG | SHO | SV | IP | H | R | ER | HR | HB | BB | IBB | SO | WP | BK |
|---------------|-------------|----------|----------|-------------|----------|----------|----------|----------|----------|------------|----------|----------|----------|----------|----------|----------|----------|----------|----------|----------|
| 2011 | MIL vs. ARI | 1 | 0 | 2.25 | 3 | 0 | 0 | 0 | 1 | 4.0 | 3 | 1 | 1 | 0 | 0 | 2 | 0 | 5 | 0 | 0 |
| 2013 | STL vs. PIT | 0 | 0 | 0.00 | 2 | 0 | 0 | 0 | 0 | 1.1 | 0 | 0 | 0 | 0 | 0 | 2 | 0 | 0 | 0 | 0 |
| Totals | | 1 | 0 | 1.69 | 5 | 0 | 0 | 0 | 1 | 5.1 | 3 | 1 | 1 | 0 | 0 | 4 | 0 | 5 | 0 | 0 |

LEAGUE CHAMPIONSHIP SERIES RECORD

| Year | Club/Opp. | W | L | ERA | G | GS | CG | SHO | SV | IP | H | R | ER | HR | HB | BB | IBB | SO | WP | BK |
|---------------|-------------|----------|----------|-------------|----------|----------|----------|----------|----------|------------|----------|----------|----------|----------|----------|----------|----------|----------|----------|----------|
| 2011 | MIL vs. STL | 0 | 0 | 0.00 | 3 | 0 | 0 | 0 | 2 | 3.0 | 2 | 0 | 0 | 0 | 0 | 0 | 0 | 4 | 0 | 0 |
| 2013 | STL vs. LAD | 0 | 0 | 4.50 | 2 | 0 | 0 | 0 | 0 | 2.0 | 2 | 1 | 1 | 1 | 0 | 1 | 0 | 4 | 0 | 0 |
| Totals | | 0 | 0 | 1.80 | 5 | 0 | 0 | 0 | 2 | 5.0 | 4 | 1 | 1 | 1 | 0 | 1 | 0 | 8 | 0 | 0 |

WORLD SERIES RECORD

| Year | Club/Opp. | W | L | ERA | G | GS | CG | SHO | SV | IP | H | R | ER | HR | HB | BB | IBB | SO | WP | BK |
|------|-------------|---|---|------|---|----|----|-----|----|-----|---|---|----|----|----|----|-----|----|----|----|
| 2013 | STL vs. BOS | 0 | 0 | 0.00 | 2 | 0 | 0 | 0 | 0 | 2.1 | 0 | 0 | 0 | 0 | 0 | 1 | 0 | 5 | 0 | 0 |

WORLD BASEBALL CLASSIC RECORD

| Year | Club | W | L | ERA | G | GS | CG | SHO | SV | IP | H | R | ER | HR | HB | BB | IBB | SO | WP | BK |
|------|--------|---|---|------|---|----|----|-----|----|-----|---|---|----|----|----|----|-----|----|----|----|
| 2013 | Canada | 0 | 0 | 5.40 | 2 | 0 | 0 | 0 | 0 | 1.2 | 2 | 1 | 1 | 0 | 0 | 0 | 0 | 2 | 0 | 0 |

CONSECUTIVE GAMES WITHOUT BEING NO-HIT

When the Cincinnati Reds were no-hit by the Cubs Jake Arrieta on April 21, 2016, the A's took over the longest active streak of consecutive games without one or more hits, a streak that reached 4,059 at the conclusion of the 2016 season. The streak is fourth longest in American League history and would need to last another 10 years before breaking the record set of 5,550 set by Kansas City from May 16, 1973 to May 18, 2008. The last time the A's were no-hit was July 13, 1991 when Bob Milacki, Mike Flanagan, Mark Williamson and Gregg Olson combined to no-hit Oakland for Baltimore.

VS. THE AMERICAN LEAGUE

| 2016 | | CAREER | | | | | | | | | | | | |
|-------|---|--------|---|---|-----|----|-------------|-------|---|---|---|-----|------|----|
| ERA | W | L | S | G | IP | ER | vs. TEAM | ERA | W | L | S | G | IP | ER |
| 0.00 | 0 | 0 | 1 | 2 | 2.0 | 0 | Baltimore | 0.00 | 0 | 1 | 4 | 4.0 | 0 | |
| 23.14 | 0 | 0 | 0 | 2 | 2.1 | 6 | Boston | 8.10 | 1 | 0 | 1 | 7 | 6.2 | 6 |
| 0.00 | 0 | 0 | 0 | 3 | 3.0 | 0 | Chicago | 4.82 | 0 | 2 | 2 | 10 | 9.1 | 5 |
| 0.00 | 0 | 0 | 0 | 1 | 1.0 | 0 | Cleveland | 0.00 | 0 | 0 | 0 | 1 | 1.0 | 0 |
| 9.00 | 0 | 0 | 0 | 1 | 1.0 | 1 | Detroit | 10.38 | 0 | 0 | 1 | 6 | 4.1 | 5 |
| 1.08 | 0 | 0 | 0 | 7 | 8.1 | 1 | Houston | 2.52 | 3 | 1 | 8 | 24 | 25.0 | 7 |
| 0.00 | 2 | 0 | 0 | 4 | 4.2 | 0 | Kansas City | 4.91 | 2 | 1 | 2 | 12 | 11.0 | 6 |
| 4.50 | 1 | 0 | 0 | 8 | 8.0 | 4 | Los Angeles | 3.75 | 1 | 1 | 0 | 12 | 12.0 | 5 |
| 0.00 | 0 | 0 | 1 | 3 | 2.1 | 0 | Minnesota | 1.80 | 1 | 1 | 7 | 20 | 20.0 | 4 |
| 0.00 | 0 | 0 | 0 | 5 | 4.1 | 0 | New York | 4.32 | 0 | 0 | 0 | 9 | 8.1 | 4 |
| — | 0 | 0 | 0 | 0 | 0.0 | 0 | Oakland | 0.00 | 1 | 0 | 2 | 6 | 5.2 | 0 |
| 4.05 | 1 | 1 | 1 | 7 | 6.2 | 3 | Seattle | 3.00 | 1 | 1 | 4 | 15 | 15.0 | 5 |
| 0.00 | 2 | 0 | 0 | 2 | 3.0 | 0 | Tampa Bay | 1.93 | 2 | 0 | 0 | 4 | 4.2 | 1 |
| 5.63 | 0 | 2 | 0 | 9 | 8.0 | 5 | Texas | 5.65 | 1 | 4 | 0 | 16 | 14.1 | 9 |
| 6.75 | 0 | 1 | 0 | 3 | 2.2 | 2 | Toronto | 4.91 | 0 | 2 | 2 | 8 | 7.1 | 4 |

VS. THE NATIONAL LEAGUE

| 2016 | | CAREER | | | | | | | | | | | | |
|-------|---|--------|---|---|-----|----|---------------|------|---|---|----|----|------|----|
| ERA | W | L | S | G | IP | ER | vs. TEAM | ERA | W | L | S | G | IP | ER |
| — | 0 | 0 | 0 | 0 | 0.0 | 0 | Arizona | 5.28 | 1 | 3 | 6 | 19 | 15.1 | 9 |
| — | 0 | 0 | 0 | 0 | 0.0 | 0 | Atlanta | 2.19 | 0 | 0 | 7 | 13 | 12.1 | 3 |
| 0.00 | 0 | 0 | 0 | 1 | 1.0 | 0 | Chicago | 3.31 | 3 | 2 | 15 | 35 | 32.2 | 12 |
| 0.00 | 0 | 0 | 0 | 2 | 2.0 | 0 | Cincinnati | 5.72 | 3 | 6 | 9 | 31 | 28.1 | 18 |
| — | 0 | 0 | 0 | 0 | 0.0 | 0 | Colorado | 5.14 | 1 | 2 | 4 | 21 | 21.0 | 12 |
| — | 0 | 0 | 0 | 0 | 0.0 | 0 | Los Angeles | 1.13 | 1 | 0 | 9 | 16 | 16.0 | 2 |
| — | 0 | 0 | 0 | 0 | 0.0 | 0 | Miami | 1.53 | 1 | 0 | 10 | 17 | 17.2 | 3 |
| 5.40 | 0 | 0 | 0 | 3 | 1.2 | 1 | Milwaukee | 2.45 | 1 | 0 | 1 | 9 | 7.1 | 2 |
| — | 0 | 0 | 0 | 0 | 0.0 | 0 | New York | 6.35 | 1 | 1 | 4 | 12 | 11.1 | 8 |
| — | 0 | 0 | 0 | 0 | 0.0 | 0 | Philadelphia | 1.47 | 0 | 0 | 4 | 17 | 18.1 | 3 |
| 10.80 | 0 | 0 | 0 | 2 | 1.2 | 2 | Pittsburgh | 4.74 | 3 | 1 | 10 | 41 | 38.0 | 20 |
| 0.00 | 0 | 0 | 0 | 1 | 1.0 | 0 | St. Louis | 3.27 | 2 | 3 | 12 | 35 | 33.0 | 12 |
| — | 0 | 0 | 0 | 0 | 0.0 | 0 | San Diego | 1.56 | 0 | 0 | 12 | 18 | 17.1 | 3 |
| 36.00 | 0 | 0 | 0 | 2 | 1.0 | 4 | San Francisco | 2.60 | 1 | 1 | 6 | 18 | 17.1 | 5 |
| — | 0 | 0 | 0 | 0 | 0.0 | 0 | Washington | 3.60 | 3 | 0 | 5 | 15 | 15.0 | 6 |

MONTHLY BREAKDOWN

| 2016 | | CAREER | | | | | | | | | | | | |
|------|---|--------|---|----|------|----|-----------|-------|---|---|----|----|------|----|
| ERA | W | L | S | G | IP | ER | by MONTH | ERA | W | L | S | G | IP | ER |
| — | 0 | 0 | 0 | 0 | 0.0 | 0 | March | 21.60 | 0 | 1 | 1 | 2 | 1.2 | 4 |
| 0.73 | 2 | 0 | 0 | 11 | 12.1 | 1 | April | 3.27 | 2 | 4 | 20 | 58 | 55.0 | 20 |
| 7.56 | 1 | 1 | 1 | 10 | 8.1 | 7 | May | 3.36 | 5 | 5 | 23 | 81 | 75.0 | 28 |
| 8.71 | 0 | 1 | 0 | 13 | 10.1 | 10 | June | 4.12 | 8 | 6 | 20 | 78 | 74.1 | 34 |
| 4.22 | 1 | 1 | 0 | 11 | 10.2 | 5 | July | 4.16 | 9 | 8 | 25 | 85 | 80.0 | 37 |
| 2.38 | 0 | 1 | 1 | 12 | 11.1 | 3 | August | 3.59 | 5 | 5 | 22 | 79 | 77.2 | 31 |
| 2.31 | 2 | 0 | 0 | 10 | 11.2 | 3 | September | 2.72 | 5 | 3 | 28 | 79 | 76.0 | 23 |
| 0.00 | 0 | 0 | 1 | 1 | 1.0 | 0 | October | 1.80 | 0 | 0 | 5 | 9 | 10.0 | 2 |

PITCHING BREAKDOWN

| 2016 | | CAREER | | | | | | | | | | | | |
|------|---|--------|---|----|------|----|-------------|------|----|----|-----|-----|-------|-----|
| ERA | W | L | S | G | IP | ER | by CATEGORY | ERA | W | L | S | G | IP | ER |
| 3.48 | 3 | 3 | 2 | 34 | 33.2 | 13 | Home | 3.49 | 24 | 15 | 77 | 245 | 239.2 | 93 |
| 4.50 | 3 | 1 | 1 | 34 | 32.0 | 16 | Away | 3.69 | 10 | 17 | 67 | 226 | 210.0 | 86 |
| 3.52 | 3 | 2 | 1 | 24 | 23.0 | 9 | Day | 3.95 | 16 | 14 | 45 | 163 | 157.1 | 69 |
| 4.22 | 3 | 2 | 2 | 44 | 42.2 | 20 | Night | 3.39 | 18 | 18 | 99 | 308 | 292.1 | 110 |
| 5.09 | 3 | 2 | 1 | 39 | 35.1 | 20 | Pre-ASG | 3.65 | 18 | 18 | 74 | 256 | 239.1 | 97 |
| 2.67 | 3 | 2 | 2 | 29 | 30.1 | 9 | Post-ASG | 3.51 | 16 | 14 | 70 | 215 | 210.1 | 82 |
| — | 0 | 0 | 0 | 0 | 0.0 | 0 | Starter | — | 0 | 0 | 0 | 0 | 0.0 | 0 |
| 3.97 | 6 | 4 | 3 | 68 | 65.2 | 29 | Reliever | 3.58 | 34 | 32 | 144 | 471 | 449.2 | 179 |

BALLPARK BREAKDOWN

| | ERA | W | L | S | G | IP | ER |
|--------------------------|------|----|---|----|-----|-------|----|
| Angel Stadium | 2.35 | 0 | 0 | 0 | 8 | 7.2 | 2 |
| AT&T Park | 4.91 | 0 | 1 | 3 | 8 | 7.1 | 4 |
| Busch Stadium | 2.70 | 1 | 2 | 9 | 26 | 23.1 | 7 |
| Camden Yards | 0.00 | 0 | 0 | 0 | 2 | 2.0 | 0 |
| Chase Field | 0.00 | 0 | 0 | 3 | 9 | 6.1 | 0 |
| Citi Field | 8.44 | 0 | 1 | 2 | 6 | 5.1 | 5 |
| Citizens Bank Park | 0.93 | 0 | 0 | 2 | 8 | 9.2 | 1 |
| Comerica Park | 3.38 | 0 | 0 | 1 | 3 | 2.2 | 1 |
| Coors Field | 5.10 | 4 | 4 | 14 | 46 | 42.1 | 24 |
| Dodger Stadium | 2.25 | 0 | 0 | 5 | 8 | 8.0 | 2 |
| Fenway Park | 9.82 | 1 | 0 | 1 | 4 | 3.2 | 4 |
| Globe Life Arlington | 4.82 | 0 | 2 | 0 | 10 | 9.1 | 5 |
| Great American Ball Park | 8.04 | 0 | 5 | 4 | 19 | 15.2 | 14 |
| Hard Rock Stadium | 1.93 | 0 | 0 | 4 | 4 | 4.2 | 1 |
| Kauffman Stadium | 8.44 | 1 | 1 | 0 | 7 | 5.1 | 5 |
| Marlins Park | 0.00 | 0 | 0 | 3 | 4 | 3.0 | 0 |
| Miller Park | 3.07 | 18 | 7 | 57 | 151 | 152.1 | 52 |
| Minute Maid Park | 1.35 | 2 | 1 | 2 | 12 | 13.1 | 2 |
| Nationals Park | 0.00 | 1 | 0 | 2 | 7 | 6.2 | 0 |
| Oakland Coliseum | 3.28 | 3 | 3 | 4 | 36 | 35.2 | 13 |
| PETCO Park | 0.00 | 0 | 0 | 3 | 4 | 4.0 | 0 |
| PNC Park | 2.25 | 0 | 0 | 4 | 21 | 20.0 | 5 |
| Progressive Field | 4.35 | 1 | 2 | 7 | 23 | 20.2 | 10 |
| Rogers Centre | 0.00 | 0 | 0 | 0 | 2 | 1.2 | 0 |
| Safeco Field | 3.00 | 1 | 0 | 3 | 7 | 6.0 | 2 |
| Target Field | 1.35 | 0 | 0 | 3 | 7 | 6.2 | 1 |
| Tropicana Field | 5.40 | 1 | 0 | 0 | 2 | 1.2 | 1 |
| Turner Field | 4.76 | 0 | 0 | 2 | 6 | 5.2 | 3 |
| U.S. Cellular Field | 3.86 | 0 | 1 | 1 | 5 | 4.2 | 2 |
| Wrigley Field | 7.84 | 0 | 2 | 5 | 12 | 10.1 | 9 |
| Yankee Stadium | 9.00 | 0 | 0 | 0 | 4 | 4.0 | 4 |

FIELDING STATISTICS

| Pitcher | Year | Pct. | G | PO | A | E | TC | DP |
|---------------|------|-------------|------------|-----------|-----------|----------|-----------|----------|
| | 2009 | 1,000 | 7 | 1 | 0 | 0 | 1 | 0 |
| | 2010 | 1,000 | 50 | 4 | 5 | 0 | 9 | 2 |
| | 2011 | .800 | 74 | 1 | 7 | 2 | 10 | 1 |
| | 2012 | .857 | 75 | 2 | 4 | 1 | 7 | 0 |
| | 2013 | 1,000 | 75 | 1 | 3 | 0 | 4 | 0 |
| | 2014 | 1,000 | 62 | 2 | 6 | 0 | 8 | 0 |
| | 2015 | .933 | 60 | 6 | 8 | 1 | 15 | 1 |
| | 2016 | 1,000 | 68 | 2 | 11 | 0 | 13 | 0 |
| Totals | | .940 | 471 | 19 | 44 | 4 | 67 | 4 |

AXFORD'S CAREER BESTS

Low Hit Complete Game: None
Innings Pitched: 2.0 (16 times), last: September 6, 2016 vs. Los Angeles (AL)
Strikeouts: 5, June 4, 2016 at Houston
Pitches: 46, October 1, 2009 at Colorado
Longest Winning Streak: 7, June 8 to September 15, 2010
Longest Losing Streak: 4, September 27, 2012 to May 1, 2013
Longest Scoreless Streak: 20.1, May 15 to July 2, 2013

**INFIELDER****Height/Weight:** 5-10 / 190**Bats/Throws:** Right / Right**Birthdate:** February 27, 1996**Opening Day Age:** 21**Birthplace/Resides:** Caracas, Venezuela / Caracas, Venezuela**Major League Service:** None**Obtained:** Acquired from Toronto with Brett Lawrie, Kendall Graveman and Sean Nolin for Josh Donaldson, November 28, 2014**Contract Status:** First year of a one-year contract through 2017**CAREER HIGHLIGHTS**

Was one of four players acquired from Toronto in the Josh Donaldson trade following the 2014 season... is a .293 career hitter with 34 home runs, 187 RBI and 77 stolen bases in 345 games in four professional seasons...has appeared in 296 games at shortstop and 33 at second base...all of his games at second came in 2016...was named the Top Prospect by *Baseball America* following the 2015 and 2016 seasons...the magazine tabbed him a High Class-A All-Star following the 2015 season and named him Short-Season Player of the Year and the Top Prospect in the Northwest League following the 2014 season...was a Texas League Postseason All-Star in 2016...made his professional debut in 2013 at the age of 17 and won the R. Howard Webster Award as team MVP for the GCL Blue Jays.

2016 HIGHLIGHTS

Was named to the Texas League Midseason and Postseason All-Star Teams after batting .281 with 10 home runs and 50 RBI in 119 games with Double-A Midland...tied for fourth in the TL in hits (130), tied for fifth in runs (63), ranked sixth in batting and 10th in on-base percentage (.340)...stole 30 bases, which ranked third, but was caught stealing 15 times, which led the league...also went 6-for-17 (.353) with a home run and three RBI in four games with Triple-A Nashville and combined to hit .284 with 11 home runs and 53 RBI in 123 games overall...was named the A's Top Prospect by *Baseball America* following the season...had career highs in hits (136), doubles (25), walks (36), stolen bases (30), extra base hits (40), games, at bats (470) and strikeouts (94) and matched his best in runs (65)...led the A's farm system in steals, ranked fifth in batting, sixth in hits, eighth in total bases (202) and tied for 10th in runs, slugging (.422) and on-base percentage (.342)...batted .286 (32-for-112) against left-handed pitching compared to .283 (104-for-367) with 10 of his 11 home runs against right-handers...had a .297 average with runners in scoring position, but that mark dropped to .212 with RISP and two outs...hit .236 during the first half of the TL season, .337 in the second half...with Midland, he batted .323 at home compared to .244 on the road...hit .389 in the ninth inning...committed a career-low 19 errors...15 of those came as a shortstop at Midland, which were the most among TL shortstops...appeared in 85 games overall at shortstop (.953 fielding percentage) and also made four errors in 33 games at second base (.972)...also appeared in six games at designated hitter (5-for-22, .227)...hit in every spot in the order except third and fourth...saw his most action batting leadoff, where he hit .303 with a .357 on-base percentage in 54 games.

MINORS: Got off to a slow start as he batted just .140 with a home run and three RBI over his first 13 games...then hit .435 (20-for-46) over his next 10 contests to boost his average 141 points to .281 on May 2...had four three-hit games over that stretch and the three hits were a season-high...stole two bases April 28 at Corpus Christi, one of five two-steal games on the season...had his first two-double game April 29 against San Antonio and also scored a season-high three runs...drove in a season-high three runs in the first game of a May 19 doubleheader against Frisco, his first of three three-RBI games...batted .189 in 28 games in May...his average had fallen to .229 entering play on June 14 but he went 69-for-200 (.345) over his next 52 games to boost his average to .282...started at second base for the Southern Division All-Stars in the TL All-Star Game on June 28 at Springfield and went 1-for-2 with a double and a stolen base...was named TL Player of the Week Aug. 1 after going 10-for-20 (.500) with five runs, three doubles, a triple, two home runs and five RBI in five games...finished July with a .423 batting average in 19 games...had a season-best 11-game hitting streak from Aug. 11-23 (18-for-45, .400)...matched his season-high with two doubles Aug. 27 against Frisco...was transferred to Nashville Aug. 31 and went 6-for-17 (.353) in four regular season games...then hit .421 (8-for-19) with six runs

scored, three doubles, two triples, a home run, four RBI and three walks in five postseason games for the Sounds, all at shortstop...played for Mesa in the Arizona Fall League following the season and hit .261 with six doubles and eight RBI in 21 games...ranked third in the AFL in at bats (88)...had a 4-for-4 performance Oct. 18 against Scottsdale...started at shortstop for the East in the AFL Fall-Stars Game on Nov. 5 and went 0-for-2.

CAREER

2015—Batted .302 with 13 home runs and 47 RBI in 90 games with Single-A Stockton and was named a High Class-A All-Star by *Baseball America*...added 22 doubles and three triples for a .500 slugging percentage...missed a month and a half of the season with a strained right wrist but still had career highs in home runs and slugging...ranked second in the A's farm system in slugging, fourth in batting and tied for eighth in home runs...hit .352 against left-handed pitching compared to .284 against right-handers...had a 1.009 OPS against lefties...batted .271 with six home runs and 30 RBI in 64 games in the first half, .367 with seven home runs and 17 RBI in 26 games in the second half...had a 1.025 OPS in the second half...compiled a .291 batting average with runners in scoring position...hit .326 with 10 of his 13 home runs at home...batted .447 during the day...appeared exclusively at shortstop on defense and committed 34 errors in 86 games for a .911 fielding percentage...led California League shortstops in errors...also went 4-for-15 (.267) in four games at designated hitter...hit in every spot in the order except fourth and fifth...batted eighth 46 times, second 21 times and ninth 18 times...batted .326 with 10 doubles, three home runs and 16 RBI in 27 games in May...went 3-for-4 with a season-high two home runs and a season-high five RBI May 18 against Modesto...stole a season-high two bases June 4 at Modesto...had his first four-hit game of the season June 14 at Rancho Cucamonga to begin a season-ending 33-game stretch where he hit .393 with eight home runs and 20 RBI...had a season-high 11-game hitting streak from July 3 to 13...went 21-for-44 (.477) with six multiple hit games during the streak, which ended with an 0-for-6 performance July 15...hit safely in his final seven games after that (11-for-31, .355)...matched his season high with four hits July 13 against Lake Elsinore...connected for his second two-homer game of the season July 19 against Bakersfield...had six home runs in 69 games over the first three months of the season...then hit .375 with six home runs and 14 RBI in 19 games in July before going on the disabled list July 21 with a strained right wrist...was batting .298 when he went on the DL...was reinstated Sept. 5 and went 1-for-4 in his first game back to fall to .297...then went 3-for-5 with a home run and two RBI in the final regular season game Sept. 7 against Modesto to finish the year with a .302 batting average...hit .375 (3-for-8) with a double and a RBI in three postseason contests for the Ports...was rated as the top prospect in the A's system and the number two prospect in the California League by *Baseball America* following the season...played for Zulia in the Venezuelan Winter League and batted .183 with two home runs and 14 RBI in 35 games.

2014—Began the season in extended spring training and joined Vancouver of the Short-Season Single-A Northwest League when the season opened in June...was named the Top Prospect in the Northwest League and the Short-Season Player of the Year by *Baseball America* after batting a career-high .311 with six home runs and a career-high 61 RBI in 73 games...also had bests in runs (65), hit by pitches (10) and on-base percentage (.384)...led the league in hits (90), runs, RBI and total bases (139), tied for the lead in doubles (23) and games, ranked third in stolen bases (29), extra base hits (33) and at bats (289), tied for fourth in triples (4), sixth in slugging (.481), eighth in strikeouts (64), ninth in on-base percentage and 10th in batting...was named to the Northwest League Midseason All-Star Team...his 65 runs scored led all Short Season players and his 90 hits and 23 doubles tied for the most...batted .315 against right-handed pitchers, .300 against left-handers...hit .380 with runners in scoring position...had a .447 batting average and a .490 on-base percentage when leading off an inning...appeared exclusively at shortstop on defense and led NL shortstops in games (68), total chances (298) and putouts (91) while tying for the lead in double plays (38)...committed 26 errors for a .913 fielding percentage...saw most of his playing time batting third in the order (62 games)...went 4-for-4 on Opening Day, June 13 at Salem-Keizer...had four four-hit games for the season...went 12-for-21 (.571) in the season-opening five-game series against the Volcanoes...hit .333 in 17 games in June...had a season-high 10-game hitting streak from July 5 to 15 (14-for-40, .350)...had 30 RBI in 30 games in July...connected for his lone two homer game of the season Aug. 2 at Boise...batted .324 and stole 15 bases in 26 games in August...went 5-for-18 (.278) with a RBI in four postseason games for the Canadians...was rated as the Blue Jays fifth best prospect by *Baseball America* following the season.

2013—Made his professional debut with the Blue Jays affiliate in the Gulf Coast Rookie League and hit .299 with four home runs and 19 RBI in 44 games...was promoted to Bluefield of the Rookie Appalachian League Aug. 16 and batted .204 with seven RBI in 15 games...combined for a .276 batting average in 59 games overall...had a career-high seven triples...won the R. Howard Webster Award for the GCL Blue Jays...the award is given annually to the Most Valuable Player at each of the Jays farm teams...led the GCL in extra-base hits (26) and slugging percentage (.529), tied for second in doubles (16) and triples (6) and ranked fourth in total bases (92)...appeared exclusively at shortstop on defense where he committed 28 errors in 57 games for a .888 fielding percentage...went 2-for-5 with a double and two RBI in his debut June 22 against the Phillies...had his first career two-homer game Aug. 10 against the Phillies...finished the GCL portion of his campaign with an 11-game hitting streak and then hit safely in his first three games with Bluefield for a 14-game hitting streak overall (22-for-56, .393)... hit .625 (5-for-8) with three RBI in two postseason games for Bluefield...was rated as the Blue Jays fifth best prospect by *Baseball America* following the season.

PERSONAL/MISCELLANEOUS

Franklin Jose Barreto (Rojas) was originally signed by Blue Jays scouts Ismael Cruz, Luis Marquez and Rafael Moncada.

LIFETIME PLAYING RECORD

| Year | Club | AVG. | G | AB | R | H | 2B | 3B | HR | RBI | SH | SF | HP | BB | SO | SB | CS | SLG | OBP | E |
|----------------------------|---------------|-------------|------------|-------------|------------|------------|-----------|-----------|-----------|------------|----------|-----------|-----------|-----------|------------|-----------|-----------|-------------|-------------|------------|
| 2013 | GCL Blue Jays | .299 | 44 | 174 | 30 | 52 | 16 | 6 | 4 | 19 | 1 | 0 | 6 | 13 | 42 | 10 | 4 | .529 | .368 | 19 |
| | Bluefield | .204 | 15 | 54 | 4 | 11 | 5 | 1 | 0 | 7 | 0 | 0 | 2 | 2 | 14 | 0 | 2 | .333 | .259 | 9 |
| 2014 | Vancouver | .311 | 73 | 289 | 65 | 90 | 23 | 4 | 6 | 61 | 0 | 3 | 10 | 26 | 64 | 29 | 5 | .481 | .384 | 26 |
| | Stockton | .302 | 90 | 338 | 50 | 102 | 22 | 3 | 13 | 47 | 1 | 6 | 4 | 15 | 67 | 8 | 3 | .500 | .333 | 34 |
| 2016 | Midland | .281 | 119 | 462 | 63 | 130 | 25 | 3 | 10 | 50 | 1 | 2 | 6 | 36 | 90 | 30 | 15 | .413 | .340 | 19 |
| | Nashville | .353 | 4 | 17 | 2 | 6 | 0 | 1 | 1 | 3 | 0 | 0 | 1 | 0 | 4 | 0 | 2 | .647 | .389 | 0 |
| Minor League Totals | | .293 | 345 | 1334 | 214 | 391 | 91 | 18 | 34 | 187 | 3 | 11 | 29 | 92 | 281 | 77 | 31 | .465 | .349 | 107 |

CAREER TRANSACTIONS

2012 — Signed by the Toronto Blue Jays as a non-drafted free agent, July 2. **2014** — Traded to the Oakland Athletics with pitchers Kendall Graveman and Sean Nolin and infielder Brett Lawrie for infielder Josh Donaldson, November 28.

OAKLAND A'S YOUNGEST ALL-STARS

| | |
|--------------------|---------------------------|
| 20 years, 318 days | Claudell Washington, 1975 |
| 21 years, 196 days | Rickey Henderson, 1980 |
| 21 years, 350 days | Vida Blue, 1971 |
| 22 years, 13 days | Jose Canseco, 1986 |
| 22 years, 64 days | Ben Grieve, 1998 |
| 22 years, 134 days | Trevor Cahill, 2010 |
| 22 years, 232 days | Rick Monday, 1968 |

**RIGHT-HANDED PITCHER****Height/Weight:** 6-5 / 218**Bats/Throws:** Right / Right**Birthdate:** February 22, 1989**Opening Day Age:** 28**Birthplace/Resides:** Toledo, Ohio / Nashville, Tennessee**Major League Service:** 1 year, 127 days**Obtained:** Acquired from the Chicago White Sox with Josh Phegley, Rangel Ravelo and Marcus Semien for Jeff Samardzija and Michael Ynoa, December 9, 2014**Contract Status:** First year of a one-year contract through 2017**CAREER HIGHLIGHTS**

Was acquired from the Chicago White Sox following the 2014 season and is 1-10 with a 4.18 ERA in 23 games, including 18 starts, in two seasons with the A's after going 1-1 with a 3.95 ERA in six games, including five starts, in his Major League debut with Chicago in 2014...is 2-11 with a 4.13 ERA in 29 games, 23 starts, in his career...has a 24-17 record, five saves and a 3.09 ERA (133 er in 387.0 ip) in 109 games, 54 starts, in five seasons in the minors...missed most of the 2016 season following May 6 "Tommy John" surgery...combined to lose 15 games between Triple-A Nashville and Oakland in 2015 despite a 3.65 ERA with the Sounds and a 3.56 ERA with the A's...pitched for Glendale in the Arizona Fall League following the 2013 and 2014 seasons...led the White Sox farm system with 138 strikeouts in 2013.

2016 HIGHLIGHTS

Was on the A's Opening Day roster and went 0-2 with a 6.11 ERA in five starts before going on the disabled list April 29 with an elbow injury...had UCL reconstruction surgery on May 6 and missed the remainder of the season...is now 1-10 with a 4.18 ERA in 23 games (18 starts) in two seasons with Oakland...surrendered five home runs in 28.0 innings after yielding five home runs in 86.0 innings in 2015...allowed a .294 opponents batting average, which included .210 (13-for-62) against left-handed hitters compared to .386 (22-for-57) against right-handers...had a .661 OPS against lefties, 1.067 against righties...received two runs of support or fewer in each of his five starts and averaged 2.89 runs of support per game...in 2015, he received one run of support or fewer in nine of his 13 starts and his RSA as a starter was 2.15...has two runs of support or fewer in 19 of his 23 career starts and his career RSA as a starter is 2.52 (37 rs in 132.0 ip)...compiled a 4.38 ERA in Oakland and a 7.47 ERA in the road...in two seasons with the A's, he is 1-5 with a 2.72 ERA (18 er in 59.2 ip) in 11 games in Oakland compared to 0-5 with a 5.80 ERA (35 er in 54.1 ip) in 12 games on the road...made four of his five starts during the day and has made 11 of his 23 career starts in day games...the A's were 2-3 (.400) in his five starting assignments and are 5-13 (.278) when he starts over the last two years...allowed four runs in 5.1 innings in his first start on April 5 against Chicago (AL)...then tossed 7.0 innings in back-to-back starts April 10 at Seattle and April 17 against Kansas City...allowed one unearned run against the Mariners and two runs against the Royals but had a no decision in each contest, both A's wins...issued a career-high tying five walks in the start against Seattle and tossed a career-high 114 pitches against Kansas City...yielded six runs on nine hits in a 9-3 loss at Toronto on April 23...both marks were career highs until he allowed seven runs on 10 hits in just 3.2 innings in his next and final start April 28 at Detroit...also lost to the Tigers to extend his losing streak to a career-high six games dating back to Aug. 21, 2015...has a 6.10 ERA (35 er in 51.2 ip) and .307 (67-for-218) opponents batting average during the losing streak, which spans 10 starts...was placed on the disabled list April 29 and had surgery on his elbow May 6 at Beacon Orthopedics in Cincinnati...the surgery was performed by Dr. Timothy Kremchek and involved an ulnar collateral ligament reconstruction with an ipsilateral palmaris longus graft.

CAREER

2015—Split his first season in the A's organization between Oakland and Triple-A Nashville...went 1-8 despite a 3.56 ERA and .244 opponents batting average in 18 games, including 13 starts, over four stints with the A's...his .111 winning percentage was the lowest in the majors among pitchers with at least 10 games started...it tied for fourth lowest in Oakland history among pitchers with at least 10 starts, but was the lowest among pitchers with an ERA under 5.00...the last Major League pitcher with at least 10 starts, an ERA under 3.75 and a winning percentage of .111 or less was Zane Smith, who went 1-13

(.071) with a 3.49 ERA in 48 games, including 17 starts, for the Braves and Expos in 1989...no American League pitcher has done it since 1968 when Rickey Clark (1-11, 3.53 ERA with California) and Fred Talbot (1-9, 3.36 ERA with New York) both did it...received one run of support or fewer in nine of his 13 starts and his season run support average as a starter was 2.15...his overall run support of 3.14 was fifth lowest in the AL among pitchers with 81 or more innings pitched...surrendered just five home runs in 86.0 innings for an average of 0.52 home runs per nine innings...that ranked third best in the AL among pitchers with at least 81.0 innings...had a .244 opponents batting average, including .217 against lefties and .279 against righties...issued 22 of his 30 walks to lefties...went 1-5 with a 2.28 ERA and .218 opponents batting average in nine games in Oakland, 0-3 with a 5.12 ERA and .274 opponents average in nine games on the road...was 1-8 with a 3.58 ERA and .258 opponents average in his 13 starts...had no decisions, a 3.38 ERA and .135 opponents average in five relief appearances...walked 21 batters in 75.1 innings as a starter (2.51 per nine innings), nine in 10.2 innings in relief (7.59)...allowed 1-of-2 (50.0%) inherited runners to score and first batters faced were 0-for-3 with a walk and hit by pitch...opponents hit .215 with two outs...had a 7.62 ERA and .379 opponents batting average in the first inning compared to a 2.84 ERA and .214 opponents average from the second inning on...was 0-4 with a 5.21 ERA in 10 games against AL West competition, 1-4 with a 2.25 ERA in eight games against all other teams...the A's were 3-10 (.231) in his starting assignments...walked two batters or fewer in 11 of his 13 starts...began the season at Nashville and was recalled by Oakland April 23...pitched exclusively in relief during his first stint and logged a 3.38 ERA in five relief appearances before he was optioned back to Nashville May 10...returned June 30 to make two starts for an ill Sonny Gray...lost both of the starts 2-1 and allowed just three runs in 10.2 innings (2.53 ERA)...was sent back to Nashville following his start July 5...was called up a third time July 11 when Jesse Hahn went on the disabled list and allowed two runs in 6.1 innings in a no decision that day at Cleveland...was optioned back to Nashville the next day with the All-Star Break approaching...returned for good July 25 and went 1-6 with a 3.86 ERA over his final 10 starts...allowed three runs in 7.0 innings July 30 against Cleveland but took the loss in a 3-1 decision...went 0-4 with a 3.00 ERA over his first five starts from June 30 to July 30...tossed at least five innings and allowed three runs or fewer in each of those starts to become the sixth pitcher in Oakland history to toss at least five innings and allow three runs or fewer in five consecutive games without recording a win (last: Vin Mazzaro, Aug. 3-26, 2010)...is the only one of those six pitchers with four losses during their streak...combined with Fernando Rodriguez and Fernando Abad on a seven-hit shutout in the A's 5-0 win over Baltimore Aug. 4 in Oakland for his first and only win as an Athletic...struck out a career-high 10 batters in 6.2 innings Aug. 9 against Houston but had a no decision in the A's 5-4 win...did not allow a run over the first five innings to extend his scoreless streak to a career-high 18.0 innings...tossed a career-high 8.0 innings Aug. 15 at Baltimore but had a no decision in a 4-3 loss...did not pitch from Aug. 27 to Sept. 23 due to a strained right shoulder...started three of the A's final 10 games and went 0-2 with a 7.82 ERA...went 2-7 with a 3.65 ERA and .230 opponents batting average in 13 games, including 10 starts, in his Triple-A debut with Nashville...allowed just one home run in 69.0 innings and that came to the third batter he faced in his first start...has a 68.0-inning, 282-batters faced Triple-A homerless streak...struck out 70 batters and issued 19 walks (2.48 per nine innings) for a strikeout-to-walk ratio of 3.68...his .230 opponents batting average included a .228 mark against left-handed hitters compared to .231 against right-handers...went 2-3 with a 2.27 ERA and .220 opponents batting average in eight games at home compared to 0-4 with a 6.04 ERA and .245 opponents average in five games on the road...was 1-1 with a 3.00 ERA in his three relief appearances and 1-6 with a 3.79 ERA in 10 starts...allowed 1-of-2 (50.0%) inherited runners to score...was 1-1 with a 3.38 ERA in three games before his April 23 promotion to Oakland...went 1-5 with a 3.83 ERA in nine games following his May 11 option...struck out a season-high 11 batters in 6.0 innings June 3 against Salt Lake...tossed a six-inning complete game June 8 at New Orleans.

2014—Made his Major League debut with the Chicago White Sox, going 1-1 with a 3.94 ERA in six games, five starts...did not allow a home run in 29.2 innings...allowed just eight extra base hits, all doubles, for a .353 opponents slugging percentage...opponents hit .286, including .250 by right-handed hitters compared to .317 by left-handers...yielded a .167 batting average with runners in scoring position and two outs...was selected from Double-A Birmingham Aug. 30 and made his debut with a start that day in the second game of a doubleheader against Detroit...was the losing pitcher in the White Sox 8-4 loss (6.1 ip, 7 h, 5 r, 5 er, 4 bb, 4 so)...faced Kyle Ryan, who also made his debut, marking the second game in White Sox history to feature two starting pitchers making their ML debut (also Sept. 21, 1963 at Detroit; Fritz Ackley vs. Denny McClain)...was optioned to Triple-A Charlotte following the game but returned to Chicago Sept. 2...made his only relief appearance in his first game following his return

at Minnesota Sept. 3 (1.0 ip, 2 h, 1 r, 1 er, 1 bb, 2 so)...finished the season with four starts, including his first win Sept. 22 at Detroit when he combined with Jake Petricka on a 2-0 six-hit shutout...tossed 7.2 innings and allowed six of the hits...began the season on the disabled list at Double-A Birmingham with a broken right finger and missed the first three and one-half months of the season...had a three-game rehab assignment with the White Sox affiliate in the Arizona Rookie League July 12 and was reinstated from the DL and sent to Birmingham July 26...combined for a 3-1 record and a 2.08 ERA in nine games, eight starts, with the two clubs...struck out 49 in 43.1 innings, an average of 10.18 per nine innings...surrendered just two home runs...allowed a .217 opponents batting average, including .163 against right-handed hitters compared to .280 against left-handers...yielded both of his home runs and issued 16 of his 17 walks to lefties...had a .356 OPS against righties compared to .873 against lefties...opponents batted .191 with runners in scoring position...did not allow a run from the fifth inning on (12.0 ip)...was named Southern League Pitcher of the Week for the week of Aug. 4-10 after picking up his first win with 6.0 shutout innings Aug. 9 against Huntsville...struck out a season-high 11 and allowed just three hits...the 11 strikeouts were the most by a Barons pitcher since Jack Egbert in April 2007...that began a three-start stretch during which he went 3-0 with a 0.45 ERA and 28 strikeouts in 20.0 innings...pitched for Glendale in the Arizona Fall League following the season and was named to the AFL Top Prospects Team after going 1-1 with a 0.69 ERA in six relief appearances...struck out 22 and walked just three in 13.0 innings while holding the opposition to a .184 batting average.

2013—Combined to go 11-4 with a 3.08 ERA and 138 strikeouts over 26 starts between Single-A Winston-Salem and Double-A Birmingham...ranked among White Sox organizational leaders in strikeouts (1st), ERA (4th), wins (t-5th) and innings pitched (7th)...had a 2.10 ERA in April and 1.76 in August...limited righties to a .197 average...went 4-0 with a 1.71 ERA and 41 strikeouts over his first seven starts...struck out a season-high 10 batters June 29 at Frederick (6.0 ip)...was promoted to Birmingham July 16...helped guide the Barons to the Southern League Championship...went 2-0 with a 0.71 ERA over two starts in the SL playoffs...appeared in 10 games with the Glendale Desert Dogs of the Arizona Fall League, going 1-0 with a 0.90 ERA and nine strikeouts in 10.0 innings.

2012—Spent the season with Single-A Winston-Salem...led the Dash in appearances (38)...went 1-2 with a 2.98 ERA and four saves in 28 relief appearances, compared to 4-2 with a 4.25 ERA over 10 starts...held right-handers to a .200 average...lefties hit .257...posted a 1.75 ERA over his first 17 games of the season...struck out a season-high eight batters Aug. 22 at Lynchburg.

2011—Went a combined 3-1 with a 1.82 ERA and 41 strikeouts in 23 games with Advanced Rookie Bristol, Single-A Kannapolis and Winston-Salem...began the season with Bristol, making scoreless appearances in five of his first six games...was promoted to Winston-Salem July 8 and then sent to Kannapolis July 13...made five consecutive scoreless appearances from July 13 to 28 (8.2 ip).

PERSONAL/MISCELLANEOUS

Christopher M. Bassitt was originally signed by White Sox scout Phil Gulley...attended the University of Akron and earned All-Mid American Conference honors in 2011...graduated from Genoa Area (Ohio) High School in 2007, where he earned all-league honors in baseball and basketball...helped lead the baseball team to consecutive league titles during his junior and senior seasons.

LIFETIME PITCHING RECORD

| Year | Club | W | L | ERA | G | GS | CG | SHO | SV | IP | H | R | ER | HR | HB | BB | IBB | SO | WP | BK |
|------------------|---------------|----------|-----------|-------------|-----------|-----------|----------|----------|----------|--------------|------------|-----------|-----------|-----------|-----------|-----------|----------|------------|----------|----------|
| 2011 | Bristol | 0 | 0 | 1.08 | 6 | 0 | 0 | 0 | 0 | 8.1 | 9 | 1 | 1 | 0 | 0 | 2 | 0 | 11 | 0 | 0 |
| | Winston-Salem | 0 | 0 | 5.40 | 1 | 0 | 0 | 0 | 0 | 1.2 | 2 | 1 | 1 | 0 | 1 | 0 | 0 | 1 | 0 | 0 |
| | Kannapolis | 3 | 1 | 1.82 | 16 | 0 | 0 | 0 | 1 | 24.2 | 18 | 6 | 5 | 1 | 2 | 6 | 0 | 29 | 4 | 0 |
| 2012 | Winston-Salem | 5 | 4 | 3.66 | 38 | 10 | 0 | 0 | 4 | 91.0 | 74 | 45 | 37 | 6 | 4 | 54 | 1 | 75 | 3 | 0 |
| 2013 | Winston-Salem | 7 | 2 | 3.46 | 18 | 18 | 0 | 0 | 0 | 101.1 | 90 | 50 | 39 | 9 | 5 | 42 | 0 | 101 | 7 | 0 |
| | Birmingham | 4 | 2 | 2.27 | 8 | 8 | 0 | 0 | 0 | 47.2 | 35 | 16 | 12 | 2 | 4 | 17 | 0 | 37 | 1 | 0 |
| 2014 | AZL White Sox | 0 | 0 | 4.15 | 3 | 2 | 0 | 0 | 0 | 8.2 | 9 | 4 | 4 | 0 | 1 | 3 | 0 | 13 | 1 | 0 |
| | Birmingham | 3 | 1 | 1.56 | 6 | 6 | 0 | 0 | 0 | 34.2 | 26 | 10 | 6 | 2 | 2 | 14 | 0 | 36 | 0 | 0 |
| | CHICAGO (AL) | 1 | 1 | 3.94 | 6 | 5 | 0 | 0 | 0 | 29.2 | 34 | 13 | 13 | 0 | 3 | 13 | 1 | 21 | 0 | 0 |
| 2015 | Nashville | 2 | 7 | 3.65 | 13 | 10 | 1 | 0 | 0 | 69.0 | 59 | 30 | 28 | 1 | 3 | 19 | 0 | 70 | 3 | 1 |
| | OAKLAND | 1 | 8 | 3.56 | 18 | 13 | 0 | 0 | 0 | 86.0 | 78 | 36 | 34 | 5 | 9 | 30 | 0 | 64 | 5 | 0 |
| 2016 | OAKLAND | 0 | 2 | 6.11 | 5 | 5 | 0 | 0 | 0 | 28.0 | 35 | 20 | 19 | 5 | 0 | 14 | 0 | 23 | 2 | 0 |
| ML Totals | | 2 | 11 | 4.13 | 29 | 23 | 0 | 0 | 0 | 143.2 | 147 | 69 | 66 | 10 | 12 | 57 | 1 | 108 | 7 | 0 |

CAREER TRANSACTIONS

2011 — Selected by the Chicago White Sox organization in the 16th round of the First-Year Player Draft. **2014** — Traded to the Oakland Athletics with catcher Josh Phegley and infielders Rangel Ravelo and Marcus Semien for pitchers Jeff Samardzija and Michael Ynoa, December 9. **2016** — On the disabled list, April 29 to October 6.

VS. THE AMERICAN LEAGUE

| 2016 | | CAREER | | | | | | | | | | | | |
|-------|---|--------|---|---|-----|----|-------------|-------|---|---|---|---|------|----|
| ERA | W | L | S | G | IP | ER | vs. TEAM | ERA | W | L | S | G | IP | ER |
| — | 0 | 0 | 0 | 0 | 0.0 | 0 | Baltimore | 1.80 | 1 | 0 | 0 | 2 | 15.0 | 3 |
| — | 0 | 0 | 0 | 0 | 0.0 | 0 | Boston | — | 0 | 0 | 0 | 0 | 0.0 | 0 |
| 6.75 | 0 | 0 | 0 | 1 | 5.1 | 4 | Chicago | 6.75 | 0 | 0 | 0 | 1 | 5.1 | 4 |
| — | 0 | 0 | 0 | 0 | 0.0 | 0 | Cleveland | 3.38 | 0 | 1 | 0 | 2 | 13.1 | 5 |
| 17.18 | 0 | 1 | 0 | 1 | 3.2 | 7 | Detroit | 6.11 | 1 | 2 | 0 | 3 | 17.2 | 12 |
| — | 0 | 0 | 0 | 0 | 0.0 | 0 | Houston | 1.64 | 0 | 0 | 0 | 2 | 11.0 | 2 |
| 2.57 | 0 | 0 | 0 | 1 | 7.0 | 2 | Kansas City | 4.60 | 0 | 0 | 0 | 3 | 15.2 | 8 |
| — | 0 | 0 | 0 | 0 | 0.0 | 0 | Los Angeles | 9.53 | 0 | 1 | 0 | 2 | 5.2 | 6 |
| — | 0 | 0 | 0 | 0 | 0.0 | 0 | Minnesota | 3.00 | 0 | 0 | 0 | 2 | 3.0 | 1 |
| — | 0 | 0 | 0 | 0 | 0.0 | 0 | New York | — | 0 | 0 | 0 | 0 | 0.0 | 0 |
| — | 0 | 0 | 0 | 0 | 0.0 | 0 | Oakland | 1.50 | 0 | 0 | 0 | 1 | 6.0 | 1 |
| 0.00 | 0 | 0 | 0 | 1 | 7.0 | 0 | Seattle | 3.33 | 2 | 2 | 0 | 5 | 24.1 | 9 |
| — | 0 | 0 | 0 | 0 | 0.0 | 0 | Tampa Bay | 1.35 | 0 | 1 | 0 | 1 | 6.2 | 1 |
| — | 0 | 0 | 0 | 0 | 0.0 | 0 | Texas | 11.25 | 0 | 1 | 0 | 2 | 4.0 | 5 |
| 10.80 | 0 | 1 | 0 | 1 | 5.0 | 6 | Toronto | 10.80 | 0 | 1 | 0 | 1 | 5.0 | 6 |

VS. THE NATIONAL LEAGUE

| 2016 | | CAREER | | | | | | | | | | | | |
|------|---|--------|---|---|-----|----|---------------|------|---|---|---|---|-----|----|
| ERA | W | L | S | G | IP | ER | vs. TEAM | ERA | W | L | S | G | IP | ER |
| — | 0 | 0 | 0 | 0 | 0.0 | 0 | Colorado | 1.80 | 0 | 1 | 0 | 1 | 5.0 | 1 |
| — | 0 | 0 | 0 | 0 | 0.0 | 0 | San Francisco | 3.00 | 0 | 1 | 0 | 1 | 6.0 | 2 |

MONTHLY BREAKDOWN

| 2016 | | CAREER | | | | | | | | | | | | |
|------|---|--------|---|---|------|----|-----------|------|---|---|---|---|------|----|
| ERA | W | L | S | G | IP | ER | by MONTH | ERA | W | L | S | G | IP | ER |
| 6.11 | 0 | 2 | 0 | 5 | 28.0 | 19 | April | 5.24 | 0 | 2 | 0 | 7 | 34.1 | 20 |
| — | 0 | 0 | 0 | 0 | 0.0 | 0 | May | 6.23 | 0 | 0 | 0 | 3 | 4.1 | 3 |
| — | 0 | 0 | 0 | 0 | 0.0 | 0 | June | 1.80 | 0 | 1 | 0 | 1 | 5.0 | 1 |
| — | 0 | 0 | 0 | 0 | 0.0 | 0 | July | 3.24 | 0 | 3 | 0 | 4 | 25.0 | 9 |
| — | 0 | 0 | 0 | 0 | 0.0 | 0 | August | 3.23 | 1 | 3 | 0 | 6 | 39.0 | 14 |
| — | 0 | 0 | 0 | 0 | 0.0 | 0 | September | 5.10 | 1 | 2 | 0 | 7 | 30.0 | 17 |
| — | 0 | 0 | 0 | 0 | 0.0 | 0 | October | 3.00 | 0 | 0 | 0 | 1 | 6.0 | 2 |

PITCHING BREAKDOWN

| 2016 | | CAREER | | | | | | | | | | | | |
|------|---|--------|---|---|------|----|-------------|------|---|----|---|----|-------|----|
| ERA | W | L | S | G | IP | ER | by CATEGORY | ERA | W | L | S | G | IP | ER |
| 4.38 | 0 | 0 | 0 | 2 | 12.1 | 6 | Home | 3.16 | 1 | 6 | 0 | 14 | 77.0 | 27 |
| 7.47 | 0 | 2 | 0 | 3 | 15.2 | 13 | Away | 5.27 | 1 | 5 | 0 | 15 | 66.2 | 39 |
| 5.96 | 0 | 2 | 0 | 4 | 22.2 | 15 | Day | 4.66 | 0 | 6 | 0 | 12 | 63.2 | 33 |
| 6.75 | 0 | 0 | 0 | 1 | 5.1 | 4 | Night | 3.71 | 2 | 5 | 0 | 17 | 80.0 | 33 |
| 6.11 | 0 | 2 | 0 | 5 | 28.0 | 19 | Pre-ASG | 4.53 | 0 | 4 | 0 | 13 | 55.2 | 28 |
| — | 0 | 0 | 0 | 0 | 0.0 | 0 | Post-ASG | 3.89 | 2 | 7 | 0 | 16 | 88.0 | 38 |
| 6.11 | 0 | 2 | 0 | 5 | 28.0 | 19 | Starter | 4.16 | 2 | 11 | 0 | 23 | 132.0 | 61 |
| — | 0 | 0 | 0 | 0 | 0.0 | 0 | Reliever | 3.86 | 0 | 0 | 0 | 6 | 11.2 | 5 |

BASSITT'S 2016 STARTS

| Date | Opponent | Score | Dec | ERA | IP | H | R | ER | BB | SO | HR | #PIT |
|----------|--------------|-------|-----|------|-----|----|---|----|----|----|----|------|
| April 5 | Chicago (AL) | 4-5 | — | 6.75 | 5.1 | 8 | 4 | 4 | 2 | 4 | 1 | 97 |
| April 10 | at Seattle | 2-1 | — | 2.92 | 7.0 | 3 | 1 | 0 | 5 | 4 | 0 | 97 |
| April 17 | Kansas City | 3-2 | — | 2.79 | 7.0 | 5 | 2 | 2 | 2 | 5 | 1 | 114 |
| April 23 | at Toronto | 3-9 | L | 4.44 | 5.0 | 9 | 6 | 6 | 2 | 5 | 2 | 101 |
| April 28 | at Detroit | 3-7 | L | 6.11 | 3.2 | 10 | 7 | 7 | 3 | 5 | 1 | 94 |

BALLPARK BREAKDOWN

| | ERA | W | L | S | G | IP | ER |
|----------------------|-------|---|---|---|----|------|----|
| Angel Stadium | 14.73 | 0 | 1 | 0 | 1 | 3.2 | 6 |
| AT&T Park | 3.00 | 0 | 1 | 0 | 1 | 6.0 | 2 |
| Camden Yards | 3.38 | 0 | 0 | 0 | 1 | 8.0 | 3 |
| Comerica Park | 5.56 | 1 | 1 | 0 | 2 | 11.1 | 7 |
| Globe Life Arlington | 18.00 | 0 | 0 | 0 | 1 | 1.0 | 2 |
| Kauffman Stadium | 7.36 | 0 | 0 | 0 | 1 | 3.2 | 3 |
| Oakland Coliseum | 2.72 | 1 | 5 | 0 | 11 | 59.2 | 18 |
| Progressive Field | 2.84 | 0 | 0 | 0 | 1 | 6.1 | 2 |
| Rogers Centre | 10.80 | 0 | 1 | 0 | 1 | 5.0 | 6 |
| Safeco Field | 3.38 | 0 | 1 | 0 | 4 | 18.2 | 7 |
| Target Field | 3.00 | 0 | 0 | 0 | 2 | 3.0 | 1 |
| U.S. Cellular Field | 4.67 | 0 | 1 | 0 | 3 | 17.1 | 9 |

FIELDING STATISTICS

| Pitcher | | Year | Pct. | G | PO | A | E | TC | DP |
|---------------|--|------|-------------|-----------|----------|-----------|----------|-----------|----------|
| | | 2014 | 1.000 | 6 | 1 | 4 | 0 | 5 | 0 |
| | | 2015 | .933 | 18 | 5 | 9 | 1 | 15 | 1 |
| | | 2016 | 1.000 | 5 | 1 | 0 | 0 | 1 | 0 |
| Totals | | | .952 | 29 | 7 | 13 | 1 | 21 | 1 |

BASSITT'S CAREER BESTS

Low Hit Complete Game: None
Innings Pitched: 8.0, August 15, 2015 at Baltimore.
 As reliever: 4.1, April 25, 2015 vs. Houston
Strikeouts: 10, August 9, 2015 vs. Houston. As reliever: 3 (twice), last: April 29, 2015 vs. Los Angeles (AL)
Pitches: 114, April 17, 2016 vs. Kansas City
Longest Winning Streak: 1 (twice), last: August 4, 2015
Longest Losing Streak: 6, August 21, 2015 to present
Longest Scoreless Streak: 18.0, July 30 to August 9, 2015

**RIGHT-HANDED PITCHER****Height/Weight:** 6-1 / 185**Bats/Throws:** Right / Right**Birthdate:** December 4, 1993**Opening Day Age:** 23**Birthplace/Resides:** Antioch, California / Oakley, California**Major League Service:** None**Obtained:** Acquired from the Seattle Mariners for Danny Valencia, November 12, 2016**Contract Status:** First year of a one-year contract through 2017**CAREER HIGHLIGHTS**

Was originally selected by the Cubs as a supplemental pick following the first round of the 2012 draft but was traded twice in 2016... was sent to the Mariners prior to the trading deadline in the Mike Montgomery deal and was traded to the A's following the season for Danny Valencia... is 29-17 with a 3.24 ERA in 90 games (85 starts) in five professional seasons... has never posted an ERA above 3.48... has surrendered just 22 home runs in 416.1 innings (0.48 per nine innings)... was named to Midseason All-Star Teams in the Southern League in 2016 and the Midwest League in 2014.

2016 HIGHLIGHTS

Began the season at Double-A Tennessee in the Chicago Cubs organization and was 6-4 with a 3.17 ERA in 18 starts when he was traded to the Seattle Mariners organization July 20... was assigned to Double-A Jackson and went 3-1 with a 3.54 ERA in eight games (seven starts) with the Generals... combined for a 9-5 record and a 3.28 ERA in 26 games (25 starts) overall... surrendered just eight home runs in 143.0 innings, an average of 0.50 per nine innings... ranked fourth in the Southern League in fewest walks per nine innings (2.12), tied for fourth in games started, sixth in ERA and innings pitched and tied for eighth in wins... tied for the lead among SL pitchers with 40 total chances... was named to the SL Midseason All-Star Game after going 4-2 with a 2.53 ERA in 14 starts before the All-Star Break... went 5-3 with a 4.18 ERA in 13 games (12 starts) after the break... allowed a .256 opponents batting average, including .252 (69-for-274) against right-handed pitchers compared to .259 (69-for-266) against left-handers... opponents hit .217 with runners in scoring position... combined for a 3-2 record and a 4.50 ERA in 14 games (13 starts) in his home ballparks... was 6-3 with a 2.16 ERA in 12 starts on the road... went 1-for-15 (.067) with two strikeouts as a hitter with Jackson.

MINORS: Allowed a run in his first inning of the season April 8 against Mobile... would not allow another earned run until the first inning on May 11 at Montgomery for a streak of 37.0 consecutive innings without an earned run... yielded five runs during the streak... did not allow a run in back-to-back starts on April 13 at Birmingham (6.0 ip) and April 18 against Montgomery (7.0 ip) and had a 22.0-inning scoreless streak from April 8 to 23... won three consecutive starts from April 13 to 23, his first of three three-game winning streaks... was named SL Pitcher of the Week for the week of April 18-24 after going 2-0 in two starts (15.0 ip, 9 h, 2 r, 0 er, 3 bb, 4 so)... went 3-0 with a 0.29 ERA and .210 opponents batting average in five starts in the month of April... the ERA was second lowest in all of the minor leagues in the first month of the season (Dietrich Enns, Trenton 0.00)... allowed just three runs (one earned) and did not allow a home run in 31.0 innings... yielded three unearned runs in 7.0 innings in his first start of May to lower his season ERA to 0.24... was charged with his first loss of the season May 11 at Montgomery when he allowed four runs in 6.0 innings... walked a season-high three batters May 16 against Birmingham, his first of six games with three walks... his ERA stood at 0.96 over his first nine starts through May 22... then went 1-1 with a 6.45 ERA over his next four starts from May 27 to June 12, raising his ERA to 2.53... struck out a season-high seven batters June 2 against Jackson... won three straight starts from June 12 to July 1 (2.50 ERA)... pitched for the North All-Stars in the Southern League All-Star Game on June 21 at Pearl, Miss. and retired the side in order in the third inning (2 so)... allowed a season-high eight runs in back-to-back starts on July 7 against Jackson (3.0 ip) and July 13 against Chattanooga (4.0 ip)... struck out a season-high tying seven batters in his final start with Tennessee July 18 at Montgomery... was traded to the Seattle Mariners with infielder Daniel Vogelbach for pitcher Mike Montgomery and minor league pitcher Jordan Pries, July 20... tossed a season-low 1.0 inning in his first start with Jackson on July 24 against Chattanooga... surrendered a season-high 11 hits in 5.0 innings in a no deci-

sion against Birmingham on Aug. 9...made his only relief appearance Aug. 15 against Biloxi, allowing two runs on three hits in 2.2 innings...combined on a four-hit shutout in a 9-0 win at Birmingham Aug. 20...logged 7.0 innings, allowed just one hit and struck out a season-high tying seven...tossed a season-high 8.1 innings in his final start on Aug. 30 at Biloxi and allowed a run on seven hits and no walks for the win...finished the regular season with a three-game winning streak as he went 3-0 with a 3.74 ERA in six games in the month of August...then went 1-0 with a 4.50 ERA (12.0 ip, 17 h, 6 r, 6 er, 2 bb, 6 so, 2 hr) in two postseason starts for Jackson...started and won Game 3 of the SL Championship Series to complete the Generals sweep of Mississippi for the SL Championship.

CAREER

2015—Went 7-5 with a career-low 3.11 ERA in 18 starts with Single-A Myrtle Beach in a season shortened by two stints on the disabled list...surrendered just three home runs in 89.2 innings, an average of 0.30 per nine innings...was 4-3 with a 4.66 ERA and .300 opponents batting average in 10 starts before the All-Star Break...then went 3-2 with a 1.31 ERA and .218 opponents average in eight starts after the break...allowed a .264 opponents batting average, including .263 by left-handed hitters and .265 by right-handers...opponents hit .250 with runners in scoring position...they were 0-for-6 with no RBI with the bases loaded...was 2-3 with a 2.01 ERA and .233 opponents batting average in 10 starts at home, 5-2 with a 4.46 ERA and .299 opponents average in eight starts on the road...had a 4.25 ERA in the first and second inning, a 1.18 ERA from innings three through five and a 9.00 ERA from the sixth inning on...the Pelicans won all six of his starts in which he had a no decision and they were 13-5 (.722) in his starting assignments...allowed one run or fewer in 10 of his starts and walked one batter or fewer 12 times...had a 12-start, 66.1-inning homerless streak from April 25 to Aug. 15...went 2-0 with a 2.53 ERA over a four-start stretch from May 16 to June 5...then allowed a season-high six runs in 5.0 innings for the loss on June 11 at Frederick...was placed on the disabled list the next day with a sprained right ankle...was reinstated from the DL July 13 and did not allow a run in his first two starts following his return: July 13 against Carolina (3.0 ip) and July 19 against Salem (4.2 ip)...went 2-2 but did not allow an earned run in four of his first six starts following his return (0.55 ERA)...allowed just one run in four starts in July and was 1-1 with a 0.45 ERA...struck out a season-high nine batters, did not walk a batter and allowed just one run on four hits in 7.0 innings for the win Aug. 15 against Lynchburg...tossed 2.0 scoreless innings Aug. 29 against Wilmington and went on the DL the next day with a strained right forearm...missed the remainder of the season.

2014—Spent the entire season at Single-A Kane County and went 9-4 with a 3.23 ERA in 24 starts...the wins were a career high as were his seven hit batters...surrendered just six home runs in 117.0 innings, an average of 0.46 per nine innings...ranked second in the Cubs farm system and 10th in the Midwest League in ERA...also tied for 10th in the league in wins and was named to the MWL Midseason All-Star Team...allowed a .247 opponents batting average, including .244 against right-handed hitters compared to .249 against left-handers...yielded a .231 batting average with runners in scoring position...opponents were 0-for-4 with the bases loaded...was 5-2 with a 2.78 ERA in 13 starts before the All-Star Break, 4-2 with a 3.78 ERA in 11 starts after the break...led MWL pitchers in putouts (19)...the Cougars were 17-7 (.708) in his starting assignments...combined on a one-hit shutout in a 1-0, seven-inning win in the second game of a doubleheader at Bowling Green April 15...tossed six innings and allowed the only hit...that began a seven-start stretch from April 15 to May 22 where he allowed one run or fewer six times...was 5-1 with a 1.56 ERA over that span...compiled a 3-0 record and a 1.88 ERA in five starts in May...won three consecutive starts from June 24 to July 8...made one postseason start for Kane County and had a no decision (5.0 ip, 1 h, 7 so).

2013—Began the season in extended spring training and was assigned to Boise of the Short-Season Single-A Northwest League when his season started in June...went 2-3 with a 3.33 ERA in 13 games, including 12 starts, with the Hawks...struck out 38 but walked 29 in 46.0 innings...allowed a .241 opponents batting average, including .240 by right-handed hitters compared to .243 by left-handers...yielded a .167 average to batters leading off an inning...was 1-1 with a 1.42 ERA in five games (four starts) at home...was named NWL Pitcher of the Week the first week of the season (June 17-23)...did not have any decisions but did not allow an earned run in two starts (10.0 ip, 4 h, 1 r, 1 bb, 12 so)...struck out a season-high eight batters and allowed just one hit in 5.0 scoreless innings in his first start June 15 at Eugene...did not allow an earned run in three starts in June (15.0 ip), but his only decisions was a loss...struck out 20 batters and walked just two in the month...went 1-0 with a 0.75 ERA in two postseason starts...struck out 17 batters and walked just one in 12.0 innings.

2012—Made his professional debut with the Cubs affiliate in the Arizona Rookie League and was 2-0 with a 3.48 ERA in nine games, including six starts...allowed a .284 opponents batting average, including .214 against left-handed hitters...yielded a .200 average with runners in scoring position, including .067 with RISP and two outs...stranded all five of his inherited runners...his debut came in a start on July 14 at the Padres (1.0 ip, 2 h, 1 r, 1 er)...his first win and strikeout came in his third appearance, which was in relief on July 24 against the Indians (2.0 ip, 1 h, 1 so)...made one postseason start and took the loss (3.0 ip, 4 h, 3 r, 3 er, 0 bb, 3 so) on Aug. 30 against the A's.

PERSONAL/MISCELLANEOUS


Paul Blackburn was originally signed by Cubs scout Scott Fairbanks...graduated from Heritage High School in Brentwood, Calif...went 8-3 with a 1.27 ERA as a senior and tossed his first career no-hitter against Deer Valley.

LIFETIME PITCHING RECORD

| Year | Club | W | L | ERA | G | GS | CG | SHO | SV | IP | H | R | ER | HR | HB | BB | IBB | SO | WP | BK |
|----------------------------|--------------|-----------|-----------|-------------|-----------|-----------|----------|----------|----------|--------------|------------|------------|------------|-----------|-----------|------------|----------|------------|-----------|----------|
| 2012 | AZL Cubs | 2 | 0 | 3.48 | 9 | 6 | 0 | 0 | 0 | 20.2 | 23 | 11 | 8 | 2 | 0 | 7 | 0 | 13 | 1 | 0 |
| 2013 | Boise | 2 | 3 | 3.33 | 13 | 12 | 0 | 0 | 0 | 46.0 | 41 | 26 | 17 | 3 | 1 | 29 | 0 | 38 | 3 | 0 |
| 2014 | Kane County | 9 | 4 | 3.23 | 24 | 24 | 0 | 0 | 0 | 117.0 | 108 | 48 | 42 | 6 | 7 | 31 | 0 | 75 | 6 | 0 |
| 2015 | Myrtle Beach | 7 | 5 | 3.11 | 18 | 18 | 0 | 0 | 0 | 89.2 | 89 | 36 | 31 | 3 | 6 | 22 | 0 | 63 | 6 | 0 |
| 2016 | Tennessee | 6 | 4 | 3.17 | 18 | 18 | 0 | 0 | 0 | 102.1 | 96 | 47 | 36 | 6 | 1 | 26 | 0 | 72 | 4 | 0 |
| | Jackson | 3 | 1 | 3.54 | 8 | 7 | 0 | 0 | 0 | 40.2 | 42 | 16 | 16 | 2 | 0 | 9 | 0 | 27 | 1 | 0 |
| Minor League Totals | | 29 | 17 | 3.24 | 90 | 85 | 0 | 0 | 0 | 416.1 | 399 | 184 | 150 | 22 | 15 | 124 | 0 | 288 | 21 | 0 |

CAREER TRANSACTIONS

2012 — Selected by the Chicago Cubs organization as a supplemental pick following the first 1st round of the First-Year Player Draft (56th selection overall). **2016** — Traded to the Seattle Mariners with infielder Daniel Vogelbach for pitcher Mike Montgomery and minor league pitcher Jordan Pries, July 20. Traded to the Oakland Athletics for infielder Danny Valencia, November 12.

**RIGHT-HANDED PITCHER****Height/Weight:** 6-0 / 197**Bats/Throws:** Right / Right**Birthdate:** March 21, 1987**Opening Day Age:** 30**Birthplace/Resides:** Laguna Beach, California / Laguna Niguel, California**Major League Service:** None**Obtained:** Signed to a minor league contract, November 15, 2016**Contract Status:** First year of a one-year contract through 2017**NON-ROSTER INVITEE****CAREER HIGHLIGHTS**

Begins his ninth professional season in 2017, his eighth as a pitcher...is 23-27 with a 3.05 ERA (158 r in 466.1 ip) in 269 games, including 34 starts...has 473 strikeouts in 466.1 innings, an average of 9.13 per nine innings...has walked just 79 (1.52 per nine innings), for a strikeout-to-walk ratio of 5.99... was originally selected by Florida in the 24th round of the 2009 draft out of the University of California and began his career as an infielder...hit .086 in 15 games in 2009 and converted to pitcher the following season...made three starts over his first five seasons and has 31 over the last two...was a Southern League Postseason All-Star in 2013 after leading the league with 23 saves...pitched in the Arizona Fall League in 2012.

2016 HIGHLIGHTS

Began the season on the disabled list with a strained left oblique muscle and missed the first two months of the season...spent most of the year at Double-A Harrisburg where he was 3-6 with a 3.04 ERA in 17 games (11 starts)...also made one start with Triple-A Syracuse in August and was 3-6 with a 2.89 ERA in 18 games (12 starts) overall...issued just 13 walks in 81.0 innings, an average of 1.44 per nine innings...allowed a .242 opponents batting average, including .239 (32-for-134) against left-handed hitters and .244 (40-for-164) against right-handers...surrendered five of his seven home runs to righties...six came with the bases empty...yielded a .186 batting average with runners in scoring position, including .115 with RISP and two outs...made his first six appearances of the season out of the bullpen and was 1-0 with a 2.61 ERA...stranded his only two inherited runners...each of his final 12 outings were starts and he went 2-6 with a 2.93 ERA in those games...walked one batter or fewer in nine of his 12 starts and more than two just once...went 3-for-12 (.250) with a double, walk, run scored and two strikeouts as a hitter...with Harrisburg, was 2-3 with a 2.23 ERA in nine games at home, 1-3 with a 4.25 ERA in eight games on the road.

MINORS: Started the season on the DL at Syracuse and was reinstated and transferred to Harrisburg June 1...tossed 1.0 scoreless inning June 9 against Hartford and issued one walk...that was his only walk over his first seven games (14.1 innings)...moved into the starting rotation June 27 but took the loss in each of his first two starts...then combined on a three-hit shutout in his third start, a 7-0 win over Akron July 8...tossed 6.0 innings and allowed just one of the hits...followed that up by losing each of his next three starts from July 15 to 26 (4.82 ERA)...struck out a season-high 10 batters July 20 at Erie but allowed four runs in 6.0 innings for the loss...then went 1-2 with a 1.84 ERA over his final seven starts beginning July 26...began that streak with his lone complete game of the season against New Hampshire but was the losing pitcher in a seven-inning 1-0 loss (8 h, 1 so)...his final win came on Aug. 2 at Binghamton...allowed just two earned runs over a three-start stretch from Aug. 12 to 24 (1.00 ERA) but had no decisions over that span...was transferred to Syracuse Aug. 18 and started that day against Lehigh Valley...had a no decision in a 2-1 Chiefs win in 12 innings (7.0 ip, 4 h, 1 r, 1 er, 0 bb, 8 so)...was sent back to Harrisburg the next day...tossed 5.0 scoreless innings Aug. 24 against Altoona but issued a season-high three walks...went on the disabled list the next day with a back strain...combined with Harrisburg and Syracuse for a 1-1 record and a 1.80 ERA in five starts in the month of August...issued six of his 13 walks of 2016 in the month...was reinstated from the DL Sept. 2 and made one final start that day against Hartford, matching his season high with 7.0 innings pitched.

CAREER

2015—Spent the entire season at Double-A Arkansas where he went 7-7 with a 3.77 ERA in 32 games, including 19 starts...the starts were a career high as 216 of his 219 appearances over his first five years were in relief...walked just 12 batters in 119.1 innings, an average of 0.91 per nine innings...struck out a career-high 113 for a strikeout-to-walk ratio of 8.52...ranked fourth in the Texas League in strikeouts and sixth in ERA...also had career highs in starts and innings pitched and matched his best in wins... was 2-2 with a 2.16 ERA in 18 games (five starts) before the All-Star Break, 5-5 with a 4.64 ERA in 14 starts after the break...his first 13 appearances of the season came in relief and he went 0-2 with a 2.84 ERA...his final 19 outings were starts beginning May 26 and he was 7-5 with a 3.95 ERA in those games...went 3-0 with a 1.26 ERA over his first six starts...allowed a .267 opponents batting average, including .242 against right-handed hitters compared to .310 against left-handers...opponents hit .296 with runners in scoring position, but that dropped to .227 with RISP and two outs...issued all 12 of his walks on the road...nine came against left-handed hitters...did not walk a batter in 60.1 innings at home...issued just one walked to a batter leading off an inning...walked one batter or fewer in 30 of his 32 games...issued six of his 12 walks in back-to-back starts on July 2 at Midland (4) and July 7 at Frisco (2)...surrendered one home run over his first 24 games and 73.0 innings...then yielded nine over his final eight starts and 46.1 innings...was 3-0 with a 1.19 ERA in four starts in June...walked just one and struck out 22 in 22.2 innings...tossed 6.0 scoreless innings and struck out a season-high nine July 12 against Frisco...made one postseason start and had a no decision (5.0 ip, 3 h, 3 r, 3 er, 2 bb, 9 so).

2014—Was with the Miami Marlins during the spring and went 1-0 with a 9.00 ERA in two appearances in his Major League Spring Training debut...was claimed off waivers by the Los Angeles Angels on April 2 and combined for a 1-6 record, four saves and a 4.50 ERA in 45 games (three starts) with Double-A Arkansas and Triple-A Salt Lake...had a 2.98 ERA in 28 games with Arkansas, a 7.01 ERA in 17 games with Salt Lake...allowed a .271 opponents batting average, including .252 against left-handed hitters compared to .285 against right-handers...opponents hit .304 with runners in scoring position...allowed 9-of-17 (52.9%) inherited runners to score with Arkansas but just 1-of-8 (12.5%) with Salt Lake.

2013—Posted a 2-2 record with 23 saves and a 1.53 ERA in 49 relief appearances with Double-A Jacksonville...was named to the Southern League Midseason and Postseason All-Star teams...led the SL in saves and tied for third in games pitched...his ERA was fourth lowest among all Marlins minor leaguers with at least 30 appearances...his saves were third best...converted his first 10 save opportunities and his final 11...had a 2.60 ERA over his first 26 games...allowed just one earned run over his final 23 contests for a 0.36 ERA...logged a 0.36 ERA on the road, 2.60 at home.

2012—In his third professional campaign, he led Single-A Jupiter with 50 appearances and an organization-best 22 saves...named to the Florida State League Midseason All-Star Team...played for the Phoenix Desert Dogs in the Arizona Fall League following season, posting 1-1 record and 2.25 ERA...earned a spot in AFL Rising Stars Game.

2011—Was named Miami's Minor League Pitcher of the Year after going 7-1 with 18 saves and a 1.99 ERA in 49 relief appearances with Double-A Jacksonville and Single-A Greensboro...ranked third among South Atlantic League relievers in saves strikeout-to-walk ratio (11.89)...ranked second on Greensboro with 48 appearances and tied for the team lead in relief wins (7).

2010—Transitioned to pitcher and went 1-1 with three saves and a 1.59 ERA in 26 relief appearances for Short-Season Single-A Jamestown...issued just four walks in 28.1 innings (1.27 per nine innings).

2009—Appeared in 15 games between the GCL Marlins and short-season Single-A Jamestown...hit .086 (3-for-35) with two walks and six runs.

PERSONAL/MISCELLANEOUS

Michael J. Brady was originally signed by Marlins scout John Hughes...attended Santa Margarita (CA) High School and the University of California...became Cal's starting shortstop as a sophomore...was a New England Collegiate Baseball League All-Star in 2008...was one of the nation's top high school defensive shortstops.

LIFETIME PITCHING RECORD

| Year | Club | W | L | ERA | G | GS | CG | SHO | SV | IP | H | R | ER | HR | HB | BB | IBB | SO | WP | BK |
|----------------------------|--------------|-----------|-----------|-------------|------------|-----------|----------|----------|-----------|--------------|------------|------------|------------|-----------|-----------|-----------|-----------|------------|-----------|----------|
| 2010 | Jamestown | 1 | 1 | 1.59 | 26 | 0 | 0 | 0 | 3 | 28.1 | 17 | 5 | 5 | 2 | 2 | 4 | 1 | 25 | 0 | 0 |
| 2011 | Greensboro | 7 | 1 | 1.91 | 48 | 0 | 0 | 0 | 18 | 61.1 | 40 | 15 | 13 | 4 | 1 | 10 | 2 | 81 | 4 | 0 |
| | Jacksonville | 0 | 0 | 4.50 | 1 | 0 | 0 | 0 | 0 | 2.0 | 3 | 1 | 1 | 0 | 0 | 1 | 0 | 0 | 0 | 0 |
| 2012 | Jupiter | 2 | 4 | 3.38 | 50 | 0 | 0 | 0 | 22 | 53.1 | 54 | 20 | 20 | 4 | 1 | 7 | 2 | 64 | 2 | 0 |
| 2013 | Jacksonville | 2 | 2 | 1.53 | 49 | 0 | 0 | 0 | 23 | 53.0 | 42 | 12 | 9 | 2 | 3 | 9 | 2 | 55 | 0 | 0 |
| 2014 | Arkansas | 1 | 4 | 2.98 | 28 | 2 | 0 | 0 | 2 | 42.1 | 41 | 16 | 14 | 3 | 0 | 10 | 0 | 42 | 2 | 0 |
| | Salt Lake | 0 | 2 | 7.01 | 17 | 1 | 0 | 0 | 2 | 25.2 | 30 | 21 | 20 | 1 | 0 | 13 | 0 | 21 | 2 | 0 |
| 2015 | Arkansas | 7 | 7 | 3.77 | 32 | 19 | 0 | 0 | 0 | 119.1 | 124 | 55 | 50 | 10 | 3 | 12 | 1 | 113 | 2 | 0 |
| 2016 | Harrisburg | 3 | 6 | 3.04 | 17 | 11 | 1 | 0 | 0 | 74.0 | 68 | 28 | 25 | 6 | 1 | 13 | 3 | 64 | 0 | 2 |
| | Syracuse | 0 | 0 | 1.29 | 1 | 1 | 0 | 0 | 0 | 7.0 | 4 | 1 | 1 | 1 | 0 | 0 | 0 | 8 | 0 | 0 |
| Minor League Totals | | 23 | 27 | 3.05 | 269 | 34 | 1 | 0 | 70 | 466.1 | 423 | 174 | 158 | 33 | 11 | 79 | 11 | 473 | 12 | 2 |

LIFETIME PLAYING RECORD

| Year | Club | AVG. | G | AB | R | H | 2B | 3B | HR | RBI | SH | SF | HP | BB | SO | SB | CS | SLG | OBP | E |
|----------------------------|--------------|-------------|-----------|-----------|----------|----------|----------|----------|----------|----------|----------|----------|----------|-----------|-----------|----------|----------|-------------|-------------|----------|
| 2009 | Jamestown | .333 | 4 | 6 | 0 | 2 | 0 | 0 | 0 | 0 | 0 | 0 | 1 | 2 | 2 | 1 | 0 | .333 | .556 | 0 |
| | GCL Marlins | .034 | 11 | 29 | 6 | 1 | 0 | 0 | 0 | 2 | 0 | 1 | 1 | 8 | 7 | 0 | 0 | .034 | .256 | 2 |
| 2013 | Jacksonville | .333 | 36 | 3 | 0 | 1 | 1 | 0 | 0 | 0 | 0 | 0 | 0 | 1 | 0 | 0 | 0 | .667 | .333 | 0 |
| 2016 | Harrisburg | .273 | 8 | 11 | 1 | 3 | 1 | 0 | 0 | 0 | 0 | 0 | 1 | 1 | 0 | 0 | 0 | .364 | .333 | 0 |
| | Syracuse | .000 | 1 | 1 | 0 | 0 | 0 | 0 | 0 | 0 | 1 | 0 | 0 | 1 | 0 | 0 | 0 | .000 | .000 | 0 |
| Minor League Totals | | .140 | 60 | 50 | 7 | 7 | 2 | 0 | 0 | 2 | 2 | 1 | 1 | 11 | 12 | 1 | 0 | .180 | .313 | 2 |

CAREER TRANSACTIONS

2009 — Selected by the Florida Marlins organization in the 24th round of the First-Year Player Draft. **2014** — Claimed off waivers by the Los Angeles Angels, April 2. **2015** — Traded to the Washington Nationals with pitcher Trevor Gott for infielder Yunel Escobar, December 10. **2016** — Elected free agency, November 7; signed by the Oakland Athletics to a minor league contract, November 15.

**OUTFIELDER****Height/Weight:** 5-11 / 184**Bats/Throws:** Left / Left**Birthdate:** January 18, 1992**Opening Day Age:** 25**Birthplace/Resides:** Chandler, Arizona / Vineyard, Utah**Major League Service:** None**Obtained:** Selected in the 17th round of the 2013 First-Year Player Draft**Contract Status:** First year of a one-year contract through 2017**CAREER HIGHLIGHTS**

Is a .274 (452-for-1651) career hitter with 40 home runs and 245 RBI in 433 games in four seasons in the A's farm system...also has 94 doubles and 25 triples for a .434 slugging percentage...has played in 149 games in center field, 146 in left field, 99 in right field and one at first base...tied for the lead in the A's farm system with eight triples in 2015 and six in 2014...played for Mesa in the Arizona Fall League in 2015.

2016 HIGHLIGHTS

Began the season at Double-A Midland and was batting .261 with five home runs and 20 RBI in 38 games when he was moved up to Triple-A Nashville May 21...hit .295 with seven home runs and 67 RBI in 94 games with the Sounds...combined for a .285 batting average, 12 home runs and 87 RBI in 132 games overall...ranked second in the A's farm system in hits (155) and total bases (238), tied for second in extra base hits (52), third in doubles (33) and RBI, tied for third in triples (7), fourth in batting, sixth in runs scored (77) and slugging percentage (.438) and seventh in on-base percentage (.347)...had career highs in batting, at bats (543), runs, hits, doubles, RBI and strikeouts (121) and matched his high in games played and extra base hits...had eight sacrifice flies with Nashville, which tied for the most in the Pacific Coast League...his 543 at bats tied for fourth in all of the minor leagues...hit .296 (119-for-402) against right-handed pitching compared to .255 (36-for-141) against left-handers...batted .248 with the bases empty, .343 with runners on...eight of his 12 home runs came with runners on base, including all seven with Nashville...hit .326 with runners in scoring position, including .364 with Nashville, and had a .358 batting average with RISP and two outs...appeared in 103 games in center field, 24 in right field and four in left field...did not commit an error in 93 games and 209 total chances with Nashville and made two errors in 131 games overall in the outfield (.993 fielding percentage)...hit .304 in 64 games batting second in the order...also appeared in 56 games in the leadoff spot...had 40 multiple-hit games, including six four-hit games.

MINORS: Batted .179 over his first eight games but then hit safely in 16 of his next 17 contests from April 17 to May 5 (25-for-79, .316) to boost his average to .280...grounded into three double plays over his first 11 games...then had a 78-game streak from April 19 to July 19 (first game) without a GDP...committed his only two errors of the season in back-to-back games on April 24 at San Antonio and April 25 at Corpus Christi (both as a center fielder)...finished the season with a 115-game errorless streak...had a 10-game hitting streak from April 25 to May 5...went 14-for-46 (.304) with 11 runs scored during the streak...then hit .220 over his final 13 games with the RockHounds...was promoted to Nashville May 21 and went 1-for-3 with a RBI in his Triple-A debut May 21 against Sacramento...had two sacrifice flies May 23 at Las Vegas...was 1-for-14 (.071) over his first four games with the Sounds...then hit safely in each of his next six contests, going 12-for-29 (.414) with six doubles and seven RBI...capped the streak by going 4-for-4 with three doubles on May 30 at Salt Lake, his first of six four-hit games...went 0-for-6 the next day but then went 4-for-6 with a double and triple June 1 against Round Rock...was named PCL Player of the Week for the week of June 6-12 after going 14-for-30 (.467) with nine runs, seven doubles, two home runs and 12 RBI in seven games...had a season-high four RBI June 7 at Omaha...collected at least three hits in three-straight games from June 10-12 (10-for-14, .714), including a four-hit game June 11 at Oklahoma City...was batting .339 with Nashville through June 17 but then went 10-for-61 (.164) over a 17-game stretch from June 18 to July 8 to fall to .278...batted .311 with 11 doubles in 25 games in June...had back-to-back four-hit games on July 15 and 16 at El Paso (8-for-11, .727)...reached base safely in 29 consecutive games from July 30 to August 30...hit .347 with

a .416 on-base percentage during the streak, which was seventh longest in the PCL in 2016...had a 10-game hitting streak from Aug. 7 to 17 (15-for-40, .375)...struck out a season-high four times in a 1-for-5 performance at Round Rock Aug. 9...had 10-RBI over a three-game stretch from Aug. 20 to 22, capping the streak with a season-high tying four RBI Aug. 22 at Omaha...had four hits on the 21st and homered in back-to-back games on the 21st and 22nd...went 11-for-18 (.611) with three on his two doubles, two home runs and 10 RBI in the four-game series at Omaha Aug. 20-23...batted .348 with a .420 on-base percentage in 29 games in August to lift his Nashville average to .303...then went 1-for-13 (.077) in three games in September to fall to .295...appeared in five postseason games for the Sounds and went 8-for-22 (.364) with six runs, three walks, two stolen bases and no RBI.

CAREER

2015—Made his Double-A debut at Midland and hit .260 with six home runs and 63 RBI in 132 games with the RockHounds...ranked second in the Texas League in triples (8), fourth in at bats (500), tied for sixth in games, seventh in walks (62), eighth in hits (130) and tied for 10th in extra base hits (41)...tied for the lead in the A's farm system in triples, ranked fifth in walks, sixth in RBI and ninth in hits...hit .275 against right-handed pitching compared to .217 against left-handers...laced seven of his eight triples against right-handers...seven came in 67 games in the first half...had just one triple in 65 second half games...batted .309 with runners in scoring position but was just 4-for-23 (.174) with the bases loaded...four of his six home runs came with runners on base, including one grand slam...had a .311 batting average during the day...was 7-for-15 (.467) with six RBI in extra innings...appeared in 76 games in left field, 34 in center field and 21 in right field...had 128 games overall in the outfield, which tied for the TL lead...hit in every spot in the order except third and fourth...saw his most action with 38 games hitting seventh and 33 in the leadoff spot...hit .404 over a 17-game stretch from April 20 to 29...went 12-for-21 (.571) over a six-game stretch from May 25 to 30...that included a 5-for-5 performance on the 25th at Corpus Christi and a four-hit game on the 30th against Springfield...batted .291 with four triples in 29 games in the month of May...was 1-for-6 on June 4 at Tulsa but the one hit was a grand slam in the RockHounds six-run 14th inning...was a perfect 4-for-4 with a walk June 20 at San Antonio...drew a walk in eight consecutive games from Aug. 4 to 12 (12 walks total)...hit safely in a season-high nine consecutive games from Aug. 23 to Sept. 2 (15-for-34, .441)...went 4-for-4 with a walk and three RBI Aug. 27 against Corpus Christi...matched his season-high with four RBI Aug. 31 against Frisco...batted .286 with 17 RBI in 27 games in August...added 20 walks for a .394 on-base percentage...stole two bases in the final regular season game Sept. 7 at Frisco...hit .429 with seven runs scored, three doubles, four home runs, eight RBI and four walks in six postseason games for the Texas League Champion RockHounds...played for Mesa in the Arizona Fall League following the season and batted .266 with two RBI in 17 games.

2014—Split his season between the A's two Single-A affiliates at Beloit and Stockton and batted a combined .280 with 21 home runs and 72 RBI in 120 games...had career highs in home runs, extra base hits (52), slugging percentage (.506) and on-base percentage (.354)...tied for the lead in the A's farm system in triples (6), ranked third in home runs, fourth in slugging percentage, sixth in extra base hits and total bases (224), seventh in hits (235), tied for ninth in RBI and 10th in batting and runs (67)...started the year at Beloit where he hit .278 with eight home runs and 37 RBI in 70 games...was promoted to Stockton July 7 and hit .282 with 13 home runs and 35 RBI in 50 games with the Ports...the home runs tied for fifth most in the California League from July 7 through the end of the season...hit .307 against left-handed pitchers compared to .274 against right-handers...had a .321 batting average and .405 on-base percentage when leading off an inning...batted .205 with runners in scoring position...connected for seven of his eight home runs with Beloit on the road but hit 11 of his 13 home runs with Stockton at home...20 of his 21 home runs came in night games...batted .365 during the day...appeared in 59 games in left field, 37 in right field and one at first base...had eight assists in 96 games overall in the outfield, including six in 50 games with Stockton...also hit .278 in 22 games at designated hitter, all with Beloit...hit in every spot in the order and saw his most action with 40 games in the three spot...began the season on the Beloit disabled list with a strained left hamstring and was reinstated April 10...had a season-high five RBI May 17 at Clinton...matched that May 28 at Quad Cities when he also hit two home runs...had four home runs in 58 games through June 22...then hit 17 home runs over his final 62 contests...homered in five straight games from Aug. 6 to 12, including his second two-homer game of the season Aug. 10 against Modesto...had 10 home runs and 17 RBI over an 11-game stretch from Aug. 6 to 18...including his third two-homer game Aug. 16 against San Jose when he went 4-for-5 with four runs scored and four RBI...batted .320 with 11 home runs and 25 RBI in 27 games in August...ranked

second in the Cal League in home runs and tied for sixth in RBI in the month...went 3-for-8 (.375) in two postseason games for the Ports.

2013—Made his professional debut with Short-Season Single-A Vermont and hit .261 with one home run and 23 RBI in 49 games...was a perfect 7-for-7 in stolen base attempts...hit .275 against left-handed pitchers, .256 with 22 of his 23 RBI against right-handers...batted .308 with runners in scoring position and two outs...was 3-for-3 with a triple, home run and nine RBI with the bases loaded...appeared in 17 games in right field, 12 in center field and seven in left field...had six assists in 36 games overall in the outfield...also hit .316 in 11 games at designated hitter...went 0-for-5 in his professional debut June 19 at Tri Cities...his first hit came in his second game on June 21 against Connecticut and it was a grand slam in the sixth inning of the Laker Monsters 4-1 win

PERSONAL/MISCELLANEOUS

Jaycob Hull Brugman was originally signed by A's scout Trevor Ryan...is married, Ali...has two children, Millie and Beck...graduated from Desert Vista High School (AZ)...attended Brigham Young University...was an All-West Coast Conference First Team selection in 2013...was a Collegiate Baseball Writers Association and Louisville Slugger Freshman All-American in 2011 when he was also named Mountain West Conference Freshman of the Year.

LIFETIME PITCHING RECORD

| Year | Club | AVG. | G | AB | R | H | 2B | 3B | HR | RBI | SH | SF | HP | BB | SO | SB | CS | SLG | OBP | E |
|----------------------------|-----------|-------------|------------|-------------|------------|------------|-----------|-----------|-----------|------------|----------|-----------|-----------|------------|------------|-----------|-----------|-------------|-------------|----------|
| 2013 | Vermont | .261 | 49 | 165 | 13 | 43 | 9 | 4 | 1 | 23 | 0 | 1 | 3 | 7 | 48 | 7 | 0 | .382 | .301 | 2 |
| 2014 | Beloit | .278 | 70 | 248 | 33 | 69 | 19 | 4 | 8 | 37 | 1 | 1 | 2 | 35 | 65 | 5 | 2 | .484 | .371 | 1 |
| | Stockton | .282 | 50 | 195 | 34 | 55 | 6 | 2 | 13 | 35 | 0 | 3 | 0 | 16 | 50 | 3 | 3 | .533 | .332 | 1 |
| 2015 | Midland | .260 | 132 | 500 | 61 | 130 | 27 | 8 | 6 | 63 | 0 | 2 | 2 | 62 | 89 | 11 | 7 | .382 | .343 | 3 |
| 2016 | Midland | .261 | 38 | 157 | 27 | 41 | 7 | 3 | 5 | 20 | 0 | 1 | 2 | 16 | 33 | 2 | 3 | .439 | .335 | 2 |
| | Nashville | .295 | 94 | 386 | 50 | 114 | 26 | 4 | 7 | 67 | 1 | 8 | 2 | 36 | 88 | 5 | 3 | .438 | .352 | 0 |
| Minor League Totals | | .274 | 433 | 1651 | 218 | 452 | 94 | 25 | 40 | 245 | 2 | 16 | 11 | 172 | 373 | 33 | 18 | .434 | .343 | 9 |

CAREER TRANSACTIONS

2010 — Selected by the New York Yankees organization in the 39th round of the First-Year Player Draft; did not sign.

2013 — Selected by the Oakland Athletics organization in the 17th round of the First-Year Player Draft.

ATHLETICS TOP HITTING STREAKS

| G | Player | Year | G | Player | Year | G | Player | Year |
|----|----------------|---------|----|--------------|------|----|---------------|---------|
| 29 | Bill Lamar | 1925 | 22 | Tilly Walker | 1919 | 20 | Tillie Walker | 1921 |
| 28 | Bing Miller | 1929 | | Al Simmons | 1925 | | Mule Haas | 1929 |
| 27 | Socks Seybold | 1901 | | Jimmie Foxx | 1929 | | Al Simmons | 1929 |
| | Al Simmons | 1931 | | Doc Cramer | 1932 | | Doc Cramer | 1932-33 |
| 26 | Bob Johnson | 1938 | | Doc Cramer | 1934 | | Wally Moses | 1938 |
| 25 | Jason Giambi | 1997 | | Hector Lopez | 1957 | | Benny McCoy | 1941 |
| 24 | Ferris Fain | 1952 | | Vic Power | 1958 | | Hank Majeski | 1948-49 |
| | Camey Lansford | 1984 | | Eric Byrnes | 2003 | | Dave Philley | 1953 |
| | Miguel Tejada | 2002 | 21 | Bob Johnson | 1935 | | Hal Smith | 1958 |
| 23 | Jimmy Dykes | 1925-26 | | Ty Cobb | 1927 | | Jerry Lumpe | 1962 |
| | Al Simmons | 1925 | | | | | | |

**INFIELDER/OUTFIELDER****Height/Weight:** 6-2 / 210**Bats/Throws:** Right / Right**Birthdate:** February 15, 1989**Opening Day Age:** 28**Birthplace/Resides:** San Jose, California / San Francisco, California**Major League Service:** 2 years**Obtained:** Acquired from Colorado for Austin House and cash, December 11, 2014**Contract Status:** First year of a one-year contract through 2017**CAREER HIGHLIGHTS**

Was acquired by the A's December 11, 2014 from the Rockies, who selected him from the Marlins organization in the Rule 5 draft earlier that day...spent the entire 2015 season with Oakland and batted .254 with 16 home runs and 70 RBI in 124 games in his Major League debut...led American League rookies and ranked fourth among Major League rookies in RBI...then missed most of the 2016 season following May 24 hip surgery...hit .285 with 68 home runs and 303 RBI in 496 games in five seasons in the Miami farm system...appeared in 336 games at first base, 83 in left field, 29 at third base, nine in right field and one at catcher...led the Marlins farm system in RBI (85) and ranked second in home runs (25) in 2011.

2016 HIGHLIGHTS

Missed nearly the entire season after undergoing surgery on his left hip...appeared in just 16 games and batted .122 with six RBI...collected five hits but three of those were home runs...struck out 20 times in 44 plate appearances...started nine games at five different positions (three at first base, two in right field, two in left field, one at third base, one at designated hitter)...hit .160 on the road, .063 in Oakland...batted .167 at night, .059 during the day...made his first career Opening Day start on April 4 against Chicago (AL)...went 0-for-3 and became the A's fifth different Opening Day starter at first base in the last five years...homed in back-to-back games April 21 at New York and April 23 at Toronto...struck out four times in a game for the first time in his career in an 0-for-4 performance at Toronto April 24...was in a 0-for-14 slump when he was placed on the 15-day disabled list May 10 (retroactive to May 9) with a back strain...had surgery on May 24 at the Steadman Clinic in Vail, Col...the surgery was performed by Dr. Marc Philippon, who took down the CAM and pincer lesion that were causing the hip impingement and also performed a labral repair to Canha's left hip...was transferred to the 60-day DL June 11.

CAREER

2015—Was selected by Colorado in the Rule 5 draft prior to the season and traded to the A's...spent the entire season with Oakland, batting .254 with 16 home runs and 70 RBI in 124 games...led American League rookies and ranked fourth among Major League rookies in RBI...his 70 RBI were eighth most in Oakland history by a rookie...also tied for second among AL rookies in doubles (22), ranked third in runs (61) and extra base hits (41), tied for third in home runs, fourth in hits (112), tied for fourth in total bases (188), fifth in walks (33) and tied for fifth in multiple hit games (28)...batted .271 with 13 of his 16 home runs against right-handed pitching compared to .221 against left-handers...slugged .486 against righties, .309 against lefties...hit .109 off lefties through July 2, .306 with all three of his home runs off southpaws after that...had a .227 batting average, eight home runs and 35 RBI over his first 77 games through Aug. 7...then hit .289 with eight home runs and 35 RBI over his final 47 contests...batted .283 with runners in scoring position...hit 10 of his 16 home runs in the sixth inning or later...started 57 games at first base, a team-leading 48 in left field and one in right field...also appeared in one game at third base...did not have an assist in 61 games overall in the outfield, which were the fourth most games played in Athletics history by an outfielder with no assists...had two errors as an outfielder (.982 fielding percentage) and four as a first baseman (.993)...hit .297 as a first baseman, .217 as an outfielder...went 0-for-11 with six strikeouts and a RBI as a pinch hitter...the 11 at bats were the most in the AL and tied for second most in the majors among pinch hitters with no hits...they tied for fifth most among hitless pinch hitters in Oakland history...made a team-leading 57 starts batting second in the order...began his career by hitting safely in each of his first six games, going 11-for-30 (.367) with seven RBI...the six-game hitting streak was third longest in Oakland history by a player to start his career...went 3-for-5 with two doubles and four RBI in his Major League debut April 8 against Texas...

the RBI were second most by an Athletic in his debut since the RBI became an official stat in 1920 (5, Ben Grieve on Sept. 3, 1997 vs. San Francisco)...became the third Major Leaguer with at least three hits, two doubles and four RBI in their debuts...joins Grieve and the Phillies Ted Kazanski, who did it on June 25, 1953 against the Cubs...became the third Oakland Athletic with three hits in his debut (Grieve in 1997, Mike Rouse on June 9, 2006 vs New York-AL) and the third with two or more doubles (Grieve 3 in 1997, Carlos Gonzalez 2 on May 30, 2008 vs. Texas)...had a three-run double off Ross Detwiler in the third inning for his first hit...hit his first big league home run April 10 against Seattle in the second inning off Taijuan Walker...was hitting .297 over his first 19 games through May 2...had a career-high 0-for-20 streak from May 9 to 21...stole two bases in a game for the first time in his career June 12 at Los Angeles (AL)...had his first career walk-off RBI Aug. 2 against Cleveland, a two-out double in the bottom of the 10th inning...hit safely in a career-high seven consecutive games from Aug. 5 to 15 (9-for-26, .346)...went 0-for-4 on Aug. 16 and then hit safely in his next seven games from Aug. 17 to .24...batted .517 (15-for-29) with four doubles, a triple, two home runs, 10 RBI, eight runs scored and six multiple hit games during the second streak...that included his first career four-hit game Aug. 18 against Los Angeles (NL)...also matched his best with three runs and two doubles in that contest...matched his career high with four RBI Aug. 23 against Tampa Bay and did it again Aug. 31 against Los Angeles (AL)...homed five times over an 11-game span from Aug. 31 to Sept. 12...finished August with a .309 batting average, 10 doubles and 21 RBI in 25 games, all the best single-month marks of his career...the doubles tied for third in the AL in August and the RBI ranked ninth...the RBI were the most by an A's rookie in any month since Nick Swisher had 21 in July, 2005...went 3-for-3 with two walks and a hit by pitch Sept. 15 at Chicago (AL) and the six times on base tied the Oakland record for most times on base (H+BB+HBP) in a nine-inning games (seventh time, last: Jack Cust, May 1, 2008 vs. Los Angeles-AL)...is the first Athletic since at least 1914 with at least three hits, two walks and one hit by pitch in a game...is just the 29th Major Leaguer to do it over that stretch (16th in a nine-inning game).

2014—Spent the entire season at Triple-A New Orleans where he batted a minor league career-high .303 with 20 home runs and 82 RBI in 127 games...added 57 walks for a career-high .384 on-base percentage...also had career highs in at bats (465), runs (83), hits (141), extra base hits (51) and strikeouts (112) and matched his best in triples (3)...ranked sixth in the Pacific Coast League in runs, eighth in on-base percentage, ninth in hits and RBI and 10th in total bases (235)...ranked second in the Marlins farm system in home runs, fourth in RBI and seventh in batting...hit .311 against right-handed pitching compared to .284 against left-handers...had a .331 batting average with runners in scoring position...appeared in 61 games in left field, 40 at first base and 18 at third base...had five assists as an outfielder...committed two errors as an outfielder (.983 fielding percentage), two as a first baseman (.994) and three as a third baseman (.909)...hit .400 with eight home runs and 32 RBI in his 40 games at first base...saw his most action with 78 games batting third in the order...hit in every spot in the order except first, second and eighth...hit .280 with six home runs and 20 RBI in 23 games in May...had his lone two-homer game of the season May 5 at Round Rock...went 39-for-95 (.411) with 24 runs scored and 23 RBI over a 25-game stretch from May 29 to June 24 to lift his average to .309...his average would not dip below .300 for the remainder of the season...reached base safely in 30 consecutive games from June 17 to July 21, which tied for the third longest reaching base streak in the PCL in 2014...hit .393 with a .481 on-base percentage during the streak...hit .390 during a season-high 10-game hitting streak from June 28 to July 8...finished June with a .384 batting average and a .457 on-base percentage in 27 games...then hit .337 with a .421 on-base percentage in 26 games in July...hit .100 with a home run and seven RBI in 17 games for Cibaenas in the Dominican Winter League following the season.

2013—Batted .273 with 13 home runs and 58 RBI in a minor league career-high 128 games for Double-A Jacksonville...also had career highs in doubles (32), hit by pitches (15) and sacrifice hits (5)...ranked third in the Southern League in doubles, sixth in on-base percentage (.371) and extra base hits (47) and 10th in total bases (191)...batted .313 against left-handed pitching, .259 against right-handers...hit .342 after the All-Star Break and .322 on the road...appeared in 111 games at first base and 12 in left field...hit in every spot in the batting order except leadoff...saw his most action with 52 games in the clean-up spot...also hit .343 in 19 games batting third...finished April with a .282 batting average...had a season-high nine-game hitting streak from July 20 to 29...went 19-for-33 (.576) with eight runs scored, five doubles, three home runs (1.000 slugging percentage), 12 RBI, three walks and a hit by pitch (.622 on-base percentage) during the streak...that included a 5-for-6 performance July 21 at Tennessee...hit .370 with four home runs and 17 RBI in July, his best monthly figures in 2013...then batted .283 in August.

2012—Spent the entire season at Single-A Jupiter where he batted .293 with six home runs and 68 RBI in 114 games...had minor league career highs in triples (3) and sacrifice flies (8)...tied for the Florida State League lead in sacrifice flies, ranked fourth in on-base percentage (.382), eighth in batting, tied for eighth in RBI and tied for 10th in walks (54)...batted .333 with runners in scoring position, .331 against left-handed pitching and .310 on the road...hit .400 in the eighth inning or later...appeared in 90 games at first base, 11 at third base and one at catcher...saw his most playing time with 95 games hitting clean-up...was on the disabled list from May 2 to 16 with a sprained left thumb...had a season-high 10-game hitting streak from May 22 to June 2 (15-for-39, 385)...hit .348 in 13 games in May...started at catcher in the second game of a July 16 doubleheader against Tampa...batted .315 over a 31-game stretch from July 17 to Aug. 19...had a .176 (6-for-34) batting average and four RBI in eight postseason games.

2011—Batted .276 in his first full season at Single-A Greensboro...had minor league career highs in home runs (25), RBI (85), walks (59), stolen bases (7) and slugging percentage (.529)...ranked second in the South Atlantic League in home runs and slugging, sixth in RBI and 10th in on-base percentage (.374)...led the Marlins farm system in RBI and ranked second in home runs...appeared exclusively at first base on defense (95 games)...batted .417 in 13 games in April...had 11 home runs and 25 RBI over a 27-game stretch from May 5 to June 17...was on the disabled list from May 10 to 24 with a sprained left wrist...had a season-high seven RBI at Hagerstown June 7...batted .327 with seven home runs and 26 RBI in 28 games in August...added 22 walks for a .446 on-base percentage...went 8-for-31 (.258) with a double, five walks and eight RBI in seven postseason games to help Greensboro to the SAL Championship.

2010—Began his professional career with the Marlins affiliate in the Gulf Coast Rookie League and went 3-for-17 (.176) in six games before he was transferred to Short Season Single-A Jamestown Aug. 21...batted .264 with four home runs and nine RBI in 14 games with the Jammers and combined for a .243 average overall...went 1-for-3 in his debut Aug. 15 at the Mets GCL club...hit his first professional home run in his New York-Penn League debut Aug. 22 in the second game of a doubleheader against Auburn.

PERSONAL/MISCELLANEOUS

Mark David Canha was originally signed by Marlins scout John Hughes...is married, Marci...is an avid foodie and regularly documents his food experiences on Instagram @bigleaguefoodie...supports the A's Fitness Sluggers program to promote healthy living and eating...graduated from Bellarmine College Prep where he earned 2007 West Coast Athletic League MVP honors...attended the University of California, Berkeley where he was a two-time All Pac-10 selection...hit .333 with 22 home runs and 118 RBI in his Cal career.

LIFETIME PLAYING RECORD

| Year | Club | AVG. | G | AB | R | H | 2B | 3B | HR | RBI | SH | SF | HP | BB | SO | SB | CS | SLG | OBP | E |
|------------------|--------------|-------------|------------|------------|-----------|------------|-----------|----------|-----------|-----------|----------|----------|----------|-----------|------------|----------|----------|-------------|-------------|----------|
| 2010 | GCL Marlins | .176 | 6 | 17 | 3 | 3 | 0 | 0 | 0 | 1 | 0 | 1 | 1 | 2 | 1 | 1 | 1 | .176 | .286 | 0 |
| | Jamestown | .264 | 14 | 53 | 7 | 14 | 3 | 1 | 4 | 9 | 0 | 0 | 6 | 13 | 0 | 0 | 0 | .585 | .339 | 2 |
| 2011 | Greensboro | .276 | 107 | 384 | 72 | 106 | 22 | 0 | 25 | 85 | 0 | 7 | 5 | 59 | 85 | 7 | 3 | .529 | .374 | 5 |
| 2012 | Jupiter | .293 | 114 | 406 | 65 | 119 | 24 | 3 | 6 | 68 | 1 | 8 | 9 | 54 | 75 | 1 | 3 | .411 | .382 | 10 |
| 2013 | Jacksonville | .273 | 128 | 425 | 63 | 116 | 32 | 2 | 13 | 58 | 5 | 5 | 15 | 54 | 102 | 6 | 1 | .449 | .371 | 9 |
| 2014 | New Orleans | .303 | 127 | 465 | 83 | 141 | 28 | 3 | 20 | 82 | 0 | 7 | 8 | 57 | 112 | 3 | 1 | .505 | .384 | 7 |
| 2015 | OAKLAND | .254 | 124 | 441 | 61 | 112 | 22 | 3 | 16 | 70 | 0 | 3 | 8 | 33 | 96 | 7 | 2 | .426 | .315 | 6 |
| 2016 | OAKLAND | .122 | 16 | 41 | 4 | 5 | 0 | 0 | 3 | 6 | 1 | 1 | 1 | 0 | 20 | 0 | 1 | .341 | .140 | 1 |
| ML Totals | | .243 | 140 | 482 | 65 | 117 | 22 | 3 | 19 | 76 | 1 | 4 | 9 | 33 | 116 | 7 | 3 | .419 | .301 | 7 |

CAREER TRANSACTIONS

2010 — Selected by the Florida Marlins organization in the 7th round of the First-Year Player Draft. **2014** — Selected by the Colorado Rockies in the Rule 5 draft, December 11. Traded to the Oakland Athletics for minor league pitcher Austin House and cash considerations, December 11. **2016** — On the disabled list, May 9 to October 6.

VS. THE AMERICAN LEAGUE

| 2016 | | CAREER | | | | | | | | |
|------|----|--------|----|-----|-------------|------|----|----|----|-----|
| AVG. | AB | H | HR | RBI | vs. TEAM | AVG. | AB | H | HR | RBI |
| .000 | 4 | 0 | 0 | 0 | Baltimore | .179 | 28 | 5 | 1 | 2 |
| — | 0 | 0 | 0 | 0 | Boston | .313 | 16 | 5 | 1 | 3 |
| .111 | 9 | 1 | 1 | 1 | Chicago | .182 | 33 | 6 | 1 | 2 |
| — | 0 | 0 | 0 | 0 | Cleveland | .133 | 15 | 2 | 0 | 2 |
| .143 | 7 | 1 | 0 | 1 | Detroit | .250 | 16 | 4 | 0 | 3 |
| --- | 0 | 0 | 0 | 0 | Houston | .240 | 50 | 12 | 2 | 7 |
| — | 0 | 0 | 0 | 0 | Kansas City | .143 | 7 | 1 | 0 | 0 |
| .000 | 3 | 0 | 0 | 0 | Los Angeles | .192 | 52 | 10 | 2 | 8 |
| — | 0 | 0 | 0 | 0 | Minnesota | .111 | 18 | 2 | 1 | 2 |
| .333 | 6 | 2 | 1 | 3 | New York | .300 | 20 | 6 | 1 | 5 |
| — | 0 | 0 | 0 | 0 | Oakland | — | 0 | 0 | 0 | 0 |
| .000 | 4 | 0 | 0 | 0 | Seattle | .276 | 76 | 21 | 4 | 11 |
| — | 0 | 0 | 0 | 0 | Tampa Bay | .444 | 18 | 8 | 2 | 8 |
| — | 0 | 0 | 0 | 0 | Texas | .263 | 57 | 15 | 3 | 12 |
| .125 | 8 | 1 | 1 | 1 | Toronto | .227 | 22 | 5 | 1 | 3 |

VS. THE NATIONAL LEAGUE

| 2016 | | CAREER | | | | | | | | |
|------|----|--------|----|-----|---------------|------|----|---|----|-----|
| AVG. | AB | H | HR | RBI | vs. TEAM | AVG. | AB | H | HR | RBI |
| — | 0 | 0 | 0 | 0 | Arizona | .214 | 14 | 3 | 0 | 2 |
| — | 0 | 0 | 0 | 0 | Colorado | .000 | 5 | 0 | 0 | 1 |
| — | 0 | 0 | 0 | 0 | Los Angeles | .750 | 8 | 6 | 0 | 2 |
| — | 0 | 0 | 0 | 0 | San Diego | .250 | 8 | 2 | 0 | 1 |
| — | 0 | 0 | 0 | 0 | San Francisco | .211 | 19 | 4 | 0 | 2 |

MONTHLY BREAKDOWN

| 2016 | | CAREER | | | | | | | | |
|------|----|--------|----|-----|-----------|------|-----|----|----|-----|
| AVG. | AB | H | HR | RBI | by MONTH | AVG. | AB | H | HR | RBI |
| .152 | 33 | 5 | 3 | 6 | April | .238 | 101 | 24 | 5 | 16 |
| .000 | 8 | 0 | 0 | 0 | May | .151 | 73 | 11 | 4 | 10 |
| — | 0 | 0 | 0 | 0 | June | .265 | 49 | 13 | 2 | 6 |
| — | 0 | 0 | 0 | 0 | July | .208 | 48 | 10 | 0 | 7 |
| — | 0 | 0 | 0 | 0 | August | .309 | 94 | 29 | 3 | 21 |
| — | 0 | 0 | 0 | 0 | September | .248 | 105 | 26 | 4 | 15 |
| — | 0 | 0 | 0 | 0 | October | .333 | 12 | 4 | 1 | 1 |

BATTING BREAKDOWN

| 2016 | | CAREER | | | | | | | | |
|------|----|--------|----|-----|-------------------|------|-----|----|----|-----|
| AVG. | AB | H | HR | RBI | by CATEGORY | AVG. | AB | H | HR | RBI |
| .063 | 16 | 1 | 1 | 1 | Home | .253 | 225 | 57 | 9 | 42 |
| .160 | 25 | 4 | 2 | 5 | Away | .233 | 257 | 60 | 10 | 34 |
| .059 | 17 | 1 | 1 | 1 | Day | .237 | 177 | 42 | 7 | 28 |
| .167 | 24 | 4 | 2 | 5 | Night | .246 | 305 | 75 | 12 | 48 |
| .122 | 41 | 5 | 3 | 6 | Pre-ASG | .226 | 248 | 56 | 11 | 39 |
| — | 0 | 0 | 0 | 0 | Post-ASG | .261 | 234 | 61 | 8 | 37 |
| .158 | 19 | 3 | 2 | 3 | vs. LHP | .214 | 168 | 36 | 5 | 19 |
| .091 | 22 | 2 | 1 | 3 | vs. RHP | .258 | 314 | 81 | 14 | 57 |
| .182 | 11 | 2 | 0 | 3 | RISP | .274 | 124 | 34 | 4 | 54 |
| — | 0 | 0 | 0 | 0 | Bases Loaded | .500 | 6 | 3 | 0 | 8 |
| .200 | 5 | 1 | 0 | 1 | Pinch Hitter | .063 | 16 | 1 | 0 | 2 |
| .000 | 4 | 0 | 0 | 0 | Designated Hitter | .000 | 10 | 0 | 0 | 0 |

BALLPARK BREAKDOWN

| | AVG. | AB | H | HR | RBI |
|----------------------|------|-----|----|----|-----|
| AT&T Park | .143 | 7 | 1 | 0 | 0 |
| Angel Stadium | .194 | 31 | 6 | 0 | 1 |
| Camden Yards | .190 | 21 | 4 | 1 | 2 |
| Chase Field | .214 | 14 | 3 | 0 | 2 |
| Comerica Park | .222 | 9 | 2 | 0 | 1 |
| Fenway Park | .417 | 12 | 5 | 1 | 3 |
| Globe Life Arlington | .214 | 28 | 6 | 2 | 5 |
| Kauffman Stadium | .143 | 7 | 1 | 0 | 0 |
| Minute Maid Park | .179 | 28 | 5 | 0 | 2 |
| Oakland Coliseum | .253 | 225 | 57 | 9 | 42 |
| Progressive Field | .143 | 7 | 1 | 0 | 0 |
| Rogers Centre | .313 | 16 | 5 | 1 | 3 |
| Safeco Field | .212 | 33 | 7 | 2 | 4 |
| Target Field | .100 | 10 | 1 | 1 | 2 |
| Tropicana Field | .500 | 6 | 3 | 1 | 3 |
| U.S. Cellular Field | .313 | 16 | 5 | 0 | 1 |
| Yankee Stadium | .417 | 12 | 5 | 1 | 5 |

FIELDING STATISTICS

First Base

| YEAR | PCT. | G | PO | A | E | TC | DP |
|---------------|-------------|-----------|------------|-----------|----------|------------|-----------|
| 2015 | .993 | 75 | 491 | 47 | 4 | 542 | 58 |
| 2016 | .974 | 5 | 31 | 7 | 1 | 39 | 3 |
| Totals | .991 | 80 | 522 | 54 | 5 | 581 | 61 |

Third Base


| YEAR | PCT. | G | PO | A | E | TC | DP |
|---------------|--------------|----------|----------|----------|----------|----------|----------|
| 2015 | 1.000 | 1 | 0 | 2 | 0 | 2 | 0 |
| 2016 | 1.000 | 3 | 3 | 1 | 0 | 4 | 1 |
| Totals | 1.000 | 4 | 3 | 3 | 0 | 6 | 1 |

Outfield

| YEAR | PCT. | G | PO | A | E | TC | DP |
|---------------|-------------|-----------|------------|----------|----------|------------|----------|
| 2015 | .982 | 61 | 107 | 0 | 2 | 109 | 0 |
| 2016 | 1.000 | 5 | 6 | 0 | 0 | 6 | 0 |
| Totals | .983 | 66 | 113 | 0 | 2 | 115 | 0 |

CANHA'S CAREER HIGHS

Hits: 4, August 18, 2015 vs. Los Angeles (NL)
Home Runs: 1 (19 times), last: April 23, 2016 at Toronto
Runs Batted In: 4 (three times), last: August 31, 2015 vs. Los Angeles (AL)
Stolen Bases: 2, June 12, 2015 at Los Angeles (AL)
Hitting Streak: 7 (twice), last: August 17-24, 2015
Hitless Streak (At Bats): 20, May 9-21, 2015
Game Ending RBI: 1, August 2, 2015 vs. Cleveland (double)
Grand Slams: None
Pinch-Hit Home Runs: None
Inside-The-Park Home Runs: None
Lead Off Home Runs: None

**RIGHT-HANDED PITCHER****Height/Weight:** 6-0 / 210**Bats/Throws:** Right / Right**Birthdate:** July 25, 1980**Opening Day Age:** 36**Birthplace/Resides:** San Cristobal, Dominican Republic / Juan Baron, Dominican Republic**Major League Service:** 9 years, 148 days**Obtained:** Signed as a free agent, January 20, 2017**Contract Status:** First year of a two-year contract through 2018**CAREER HIGHLIGHTS**

Returns to the Oakland organization after seven seasons with San Francisco...made his Major League debut with the A's in 2004 and was 6-4 with four saves and a 5.11 ERA in 152 relief appearances from 2004 to 2009...was released following the 2009 season and spent the next seven seasons with San Francisco, going 32-22 with 123 saves and a 2.42 ERA in 414 games...left the Giants ranked sixth on their career saves list...the 13-year veteran is 38-26 with 127 saves and a 3.19 ERA in 566 career appearances...won three World Series rings with San Francisco (2010, 12, 14)...is 1-0 with a 0.92 ERA (2 er in 19.2 ip) in 25 career postseason appearances...has not allowed a run in his last 20 postseason games, which is the third longest streak in Major League postseason history (23, Mariano Rivera; 22 Jeremy Affeldt)...played for the 2013 World Baseball Classic Dominican Republic.

2016 HIGHLIGHTS

Went 2-5 with 31 saves and a 3.57 ERA in 62 relief appearances with San Francisco...ranked sixth in the National League in saves but had a career-high nine blown saves, which tied for the most in the majors (Jones, CWS)...those were the most blown saves by a Giant since Robb Nenn also had nine in 1999...his save percentage of 77.5% was fourth lowest in the NL...the saves were second most in his career to his 38 from 2015...struck out a career-high 65 batters in 58.0 innings (10.09 per nine innings)...walked just 19 and his average of 2.95 walks per nine innings was the second lowest mark of his career (2.31 in 2014)...had a career-best strikeout-to-walk ratio of 3.42...hit a career-high five batters and matched his career high by allowing eight home runs (also 2012)...had two balks after entering the season with one career balk...allowed a .235 opponents batting average, including .215 (28-for-130) against right-handed hitters compared to .265 (22-for-83) against left-handers...surrendered five of his eight home runs to lefties for a .530 slugging percentage...had a .315 slugging percentage against righties...his career splits are .214 (262-for-1222) against righties, .257 (214-for-833) against lefties...yielded a .272 batting average and seven of his eight home runs with the bases empty, .182 with runners on...opponents hit .173 with runners in scoring position, including .077 with RISP and two outs...has a .215 (131-for-609) career average with RISP and .173 (51-for-294) with RISP and two outs...held the opposition to a .197 batting average with two outs and has a .215 (98-for-455) mark in his career in that situation...the opponents clean-up hitter batted just .115 off him...allowed just 1-of-18 (5.6%) inherited runners to score...first batters faced hit .228 with two walks (.267 on-base percentage)...had a 2.25 ERA in 29 games on the road, a 4.80 ERA in 33 contests at home...yielded two home runs in 28.0 innings on the road, six in 30.0 innings at home...logged a 2.84 ERA in 25 day games, a 4.13 ERA in 37 night games...was 1-2 with a save, two blown saves and an 11.57 ERA in seven interleague appearances...converted each of his two saves against Philadelphia and is 11-for-11 with a 1.71 ERA (4 er in 21.0 ip) in 21 career appearances against the Phillies...never entered a game before the eighth inning...did not allow a run in the eighth (3.0 ip), had a 3.50 ERA in the ninth and a 5.19 ERA in extra innings...had just six outings longer than one inning, including a season-high 2.0 innings twice (July 23 at New York-AL and August 8 at Miami).

SAN FRANCISCO: Did not allow a run in 11 of his first 13 appearances through May 7 for a 1.46 ERA...that included a seven-game, 7.0-inning scoreless streak from April 24 to May 7 where he converted each of his four save chances...earned his 100th career save April 25 against San Diego and struck out a season-high three batters in 1.1 innings...preserved Madison Bumgarner's win while recording the sixth save of more than three outs in his career, and the first since 2013 (had his seventh save of more than three outs Aug. 31 against Arizona)...posted a 2.35 ERA in eight games in April and now

has a 1.60 ERA (14 er in 78.2 ip) in 79 career appearances in the month...that is his lowest ERA for any month of the season...converted 8-of-9 (88.9%) save opportunities in 14 games in May while compiling a 1.38 ERA and .182 opponents batting average...tied for the Major League lead in saves in May...had an overall ERA of 1.74 at the end of May...then posted a 6.30 ERA and .310 opponents batting average in 11 games in June...converted each of his nine save opportunities over a 10-game stretch from June 12 to July 9 (2.89 ERA) and did not allow a run in nine of those contests...it was his best save streak of the season...was placed on the paternity list June 17 as his wife prepared to give birth to their baby girl...was reinstated June 20...matched his season-high with three strikeouts June 23 at Pittsburgh...allowed three runs on three hits and two walks in 1.0 inning against Oakland June 28...it was his only outing with more than one walk and the runs and hits were also season highs...did not allow a run over a seven-game span from July 30 to Aug. 13 (8.0 ip)...opponents were 2-for-26 (.077) with no walks and a hit by pitch (.111 on-base percentage) over that stretch...then went 0-2 with four saves, four blown saves and a 6.57 ERA over his final 15 regular season games...was credited with his final save Sept. 6 at Colorado and had lost his closer's role by the end of the season...recorded his 500th career strikeout Sept. 7 at Colorado...was on his fourth postseason roster and made one appearance...it came in Game 2 of the NLDS at Chicago on Oct. 8 (0.2 ip, 2 h)...extended his postseason scoreless streak to 20 games, which is the third longest streak in Major League postseason history (23, Mariano Rivera; 22 Jeremy Affeldt).

CAREER

2015—Completed his sixth season in a Giants uniform, his 12th big league season overall...posted a career-high 38 saves while going 4-2 with a 2.79 ERA in 67 relief outings...tied for fifth in the National League in saves...had six blown saves, which tied for second most in the NL...his save percentage of 86.4% was fifth lowest in the NL...struck out 62 batters in 58.0 innings, an average of 9.62 strikeouts per nine innings...had a .236 opponents batting average, which broke down to .262 with five of his six home runs against left-handed hitters compared to .212 against right-handers...allowed 9-of-25 (36.0%) inherited runners to score...first batters faced hit .237 with a .303 on-base percentage...had a 0.49 ERA and was 13-for-14 (92.9%) in save opportunities in 20 games on no days rest...did not allow a run in eight interleague games (7.2 ip)...did not allow a run in nine games in June (7.1 ip) and was 5-for-5 in save opportunities...logged a 0.82 ERA in 12 games in September.

2014—Began the season as San Francisco's setup man, but by season's end was the team's closer, going 19-for-23 (82.6%) in save situations...went 3-3 with a career-low 1.70 ERA in 54 relief outings...also had career lows in opponents batting average (.177) and on-base percentage (.245)...tied for fourth among National League relievers in WHIP (0.86), ranked fifth in ERA and sixth in opponents batting average...joined Sergio Romo (23 saves) as the only teammates in the big leagues with at least 15 saves...fashioned a 0.79 ERA on the road, allowing three runs in 34.1 innings...also went 12-for-13 in save chances...left-handed batters hit .200 off him with four extra base hits (three doubles, one home run)...righties were 19-for-118 (.161) with four extra base hits (two doubles, two home runs)...his eight extra base hits allowed were tied for sixth fewest among NL pitchers with at least 50.0 innings pitched...was on the disabled list from May 22 to June 5 with a strained right hamstring...took over the closer duties from Sergio Romo on June 29 and converted 17-of-18 (94.4%) save chances...earned four of the Giants five postseason saves and did not allow a run in nine postseason appearances (7.1 ip)...had two saves in the NLDS against Washington and two in the NCLS against St. Louis.

2013—Completed his 10th Major League season, his fourth with the Giants, going 7-2 with a 2.16 ERA in 57 games...his 2.16 ERA tied for ninth among National League relievers...his seven wins matched his career-high (also had seven wins in 2010 and 2012)...missed 47 games due to surgery to remove a bone cyst near his right knee (May 21-July 12)...stranded 27-of-32 inherited runners (15.6%), which ranked as the seventh-lowest percentage in the NL...opponents hit just .155 off him with runners in scoring position...went 7-1 with a 1.78 ERA in 28 games at AT&T Park...his 23 holds ranked ninth among NL relievers...the Giants were 40-17 in the 57 games he appeared in...helped the Dominican Republic win the 2013 World Baseball Classic by throwing 5.0-scoreless innings from the bullpen.

2012—Went 7-6 with a 2.84 ERA and was 25-for-31 (80.6%) in save chances...led the Giants and tied for 10th in the National League in saves...posted career highs in wins, games (73) and innings pitched (63.1)...his 73 relief appearances were the most on the team...was 19-for-20 (95.0%) in save chances over his first 30 games before blowing five of nine from June 24 to July 21...dealt with a blister on his throwing middle finger that affected his command...held right-handed hitters to a .197 average, which

ranked 10th among NL reliever...recorded his first Major League hit Sept. 14 at Arizona, a single off Matt Lindstrom...appeared in 11 of 16 games during the playoffs, allowing two runs (one earned run) on eight hits in 7.0 innings...led the club with 11 appearances in the postseason...earned the deciding victory in Game 4 of the World Series, as he tossed 0.1 innings.

2011—Was one of Giants' top relievers, posting a 1.74 ERA in 49 games...ranked second among National League relievers in ERA to Atlanta's Eric O'Flaherty (0.98)...had a career-low .244 opponents slugging percentage...allowed one run on Opening Day (March 31), his only inning before being placed on DL on April 6...missed San Francisco's next 48 games with an inflamed right elbow...returned from his rehab assignment and was reinstated off disabled list May 28...fashioned 0.68 ERA in 25 games at AT&T Park, the lowest home figure among NL relievers (min. 25.0 ip)...with Brian Wilson on DL for month from mid-August to mid-September, he was used as the Giants closer, going 6-for-6 in save chances.

2010—Was one of Giants most reliable bullpen arms, going 7-2 with a 1.95 ERA in 52 relief appearances in his first season with San Francisco...missed the first month of spring training with visa problems in Dominican Republic...his career-high seven wins tied for third among National relievers...stranded 41-of-47 inherited runners, including 25 of his last 27...his percentage of 12.8 inherited runners scored was second lowest in Majors behind Houston's Wilton Lopez (3.0%)...it was also lowest by any Giants reliever since at least 1970...after logging 4.32 ERA through July, he was one of best relievers in the Majors over the final two months of the season, recording the ninth lowest ERA (1.10 ERA) in 26 outings beginning Aug. 1 (min. 25.0 ip)...held opposition to .208 average...left-handers hit .203 off him, while righties batted .211...tossed a career-high 3.0 innings Aug. 10 vs. Chicago (NL)...appeared in four games during the postseason, going 0-0 with 1.93 ERA...made one appearance in the NLDS, tossing 1.2-scoreless innings with two strikeouts in Game 4 vs. Atlanta...appeared in two games in the NLCS, going 0-0 with 5.40 ERA and 2 strikeouts...began the season with Triple-A Fresno and appeared in 4 games going 0-0 with two saves, a 0.00 ERA (4.0 ip) and seven strikeouts.

2009—Made A's Opening Day roster for the second consecutive season and got off to good start before going on the DL...had a 1.59 ERA and .079 opponents batting average in nine appearances when he was placed on 15-day DL May 2 (retroactive to April 29) with a sprained right knee...was reinstated from the DL May 15 and compiled 7.30 ERA and .356 opponents batting average in 37 games following his return...was 1-2 with 5.96 ERA in 46 relief appearances overall...his opponents batting average included .257 mark against right-handed hitters and .354 against left-handers...issued 16 of his 25 walks to lefties...allowed 15-of-19 (78.9%) inherited runners to score...did not allow run in his final seven outings before going on DL (8.1 ip) and had 1.59 ERA in 9 outings in April...made two rehab starts on May 9 and 12, tossing 1.0 inning in each outing and retiring all 3 batters he faced...did not allow run in four of his first five outings following his return from DL (4.26 ERA), but then allowed 12 runs on 11 hits, including 4 home runs, and 5 walks over his next 6 games and 3.0 innings from May 23 to June 9 (36.00 ERA, .550 opponents average)...retired 24 of the 28 batters he faced over a six-game stretch from June 12 to 30 (1.13 ERA)...allowed 10 of his 11 inherited runners to score over his final 20 games beginning July 3...appeared in just 8 games over final 58 days of season beginning Aug. 8 and had 7.71 ERA and .441 opponents average over that span.

2008—Made the A's Opening Day roster for the first time and had a 0.93 ERA and .185 opponents batting average in 21 games before he was placed on the 15-day DL on May 16 with right elbow soreness...was reinstated from the DL on June 19 and posted a 5.81 ERA and .353 opponents batting average over his final 30 outings...overall, he finished the 2008 season with a 2-1 record, two saves and a 3.93 ERA in 51 appearances...allowed 14 of 32 (43.8%) inherited runners to score, which was fourth highest in the American League...first batters faced hit .364, which tied for fifth highest in the AL...had six wild pitches, which tied for second most among AL relievers...began the season with a 17.1 inning scoreless streak, which equaled the second longest season-opening scoreless streak by a reliever who started the season with the A's in Oakland history...allowed his first run on May 10 at Texas and that snapped his career high scoreless streak at 21.1 innings dating back to September 18, 2007...tossed a career high 2.1 innings on August 29 against Minnesota in the 100th appearance of his career...pitched for Escogido in the Dominican Winter League following the season and did not allow an earned run in nine appearances (10.0 ip, 4 h, 1 r, 3 bb, 9 so)...converted 4 of 5 save opportunities and held the opposition to a .121 batting average...ranked fourth in the DWL in saves.

2007—Saw his first significant playing time in the Major Leagues and was 3-1 with two saves and a 4.44 ERA in 46 relief appearances after he was called up by the A's in June...allowed just 5-of-31 (16.1%) inherited runners to score, which was the fourth lowest percentage in the American League...allowed a .224 opponents batting average, which included .212 against left-handed hitters...first batters faced were 8 for 41 (.195) with four walks...had a 0.45 ERA and .169 opponents batting average in 16 outings before the All-Star Break...was recalled from Triple-A Sacramento on June 3 and did not allow a run over his first 10 outings (12.1 ip)...recorded his first Major League win in his second outing on June 4 against Boston...then picked up his first career save two days later against the Red Sox on June 6...was 2-1 with three saves and a 4.13 ERA in 22 appearances with Sacramento...allowed a .209 opponents batting average, which included a .140 mark against right-handed hitters.

2006—The former Jairo Garcia appeared in just two games with the A's and had his minor league season cut short by injury...was recalled from Triple-A Sacramento on May 21 and was optioned back May 28 after posting an 11.57 ERA in two relief appearances...was 2-0 with four saves, four blown saves and a 3.27 ERA in 25 games with Sacramento when he was placed on the disabled list on June 21 with a strained right shoulder...missed the remainder of the season...allowed a .207 opponents batting average, which broke down to .152 against left-handed hitters and .273 against right-handers.

2005—Had two stints with the A's and appeared in just three games...compiled a 3.00 ERA and allowed a .182 opponents batting average...spent the minor league portion of his season at Double-A Midland and Triple-A Sacramento and combined for a 3-6 record, 26 saves and a 3.60 ERA in 54 relief appearances...his 26 saves tied for the most in the A's farm system...20 of his saves came at Sacramento which ranked fifth in the Pacific Coast League...struck out 103 batters in 65.0 innings (14.26 per nine innings)...allowed a .219 opponents batting average which included a .203 mark against right-handed hitters...went 0-1 with one save and a 10.12 ERA (2.2 ip, 2 h, 4 r, 3 er, 5 bb, 6 so) in four post-season games for the River Cats...pitched for Escogido in the Dominican Winter League following the season and was 1-0 with a save and a 1.01 ERA in 20 relief appearances.

2004—Made the jump from Single-A to the Major Leagues...was selected by Oakland Aug. 9 and made his Major League debut that day at Minnesota, pitching the final two innings of the A's 8-2 win (0 h, 0 r, 2 bb, 1 so)...had an 11.57 ERA in three games when he was optioned back to Sacramento Aug. 18...did not allow a run in two postseason appearances for Sacramento (3.0 ip, 1 h, 1 bb, 4 so)...was brought back to Oakland Sept. 14 and had a 12.71 ERA in four appearances overall with the A's...combined to go 4-2 with 19 saves and a 1.46 ERA in 49 minor league appearances...the saves ranked second in the A's farm system.

2003—Went 0-1 with a 2.55 ERA in 14 games, nine starts with Single-A Kane County...did not allow a home run in 42.1 innings...allowed a .250 opponents batting average which broke down to .272 against left handed hitters and .228 against right-handers...was on the disabled list from July 12 to 29 with a pulled left hamstring.

2002—Began the season with the A's affiliate in the Arizona Rookie League and was promoted to Single-A Vancouver Aug. 24...was a combined 2-4 with a 3.28 ERA in 16 games, 11 starts...struck out 82 for an average of 10.3 per nine innings...struck out 11 batters Aug. 16 at the Angels...ranked third in the AZL in ERA and fifth in strikeouts (66)...also appeared in three games in the outfield with Arizona and was 6-for-13 (.462) with two doubles, a triple and five RBI.

2001—Spent his first season in the United States with the A's affiliate in the Arizona Rookie League and was 4-2 with a 2.85 ERA in 12 games, seven starts...ranked seventh in the league in ERA...allowed a .214 opponents batting average...struck out 50 while walking just six in 47.1 innings, a strikeout to walk ratio of 8.3 to 1...allowed just two home runs.

2000—Made his professional debut with the A's affiliate in the Dominican Summer League and was 6-2 with a 3.26 ERA in 11 games, 10 starts...allowed a .189 opponents batting average.

PERSONAL/MISCELLANEOUS

Santiago Casilla...pitched under the name of Jairo Garcia from 2000-05...was originally signed by Bernardino Rosario and Raymond Abreu...is married and has two children.

LIFETIME PITCHING RECORD

| Year | Club | W | L | ERA | G | GS | CG | SHO | SV | IP | H | R | ER | HR | HB | BB | IBB | SO | WP | BK |
|------------------|---------------|-----------|-----------|-------------|------------|----------|----------|----------|------------|--------------|------------|------------|------------|-----------|-----------|------------|-----------|------------|-----------|----------|
| 2001 | AZL A's | 4 | 2 | 2.85 | 12 | 7 | 0 | 0 | 0 | 47.1 | 37 | 19 | 15 | 2 | 2 | 6 | 0 | 50 | 5 | 0 |
| 2002 | AZL A's | 2 | 1 | 2.44 | 13 | 8 | 0 | 0 | 1 | 59.0 | 56 | 24 | 16 | 5 | 3 | 17 | 0 | 66 | 4 | 1 |
| | Vancouver | 0 | 3 | 7.30 | 3 | 3 | 0 | 0 | 0 | 12.1 | 15 | 11 | 10 | 1 | 1 | 7 | 0 | 16 | 1 | 1 |
| 2003 | Kane County | 0 | 1 | 2.55 | 14 | 9 | 0 | 0 | 0 | 42.1 | 40 | 14 | 12 | 0 | 3 | 19 | 0 | 28 | 5 | 0 |
| 2004 | Kane County | 1 | 0 | 0.30 | 25 | 0 | 0 | 0 | 16 | 30.0 | 16 | 2 | 1 | 0 | 4 | 6 | 2 | 49 | 3 | 0 |
| | Midland | 2 | 0 | 1.50 | 13 | 0 | 0 | 0 | 2 | 18.0 | 10 | 3 | 3 | 0 | 1 | 15 | 0 | 32 | 2 | 0 |
| | Sacramento | 1 | 2 | 3.95 | 11 | 0 | 0 | 0 | 1 | 13.2 | 10 | 6 | 6 | 1 | 0 | 9 | 1 | 21 | 0 | 0 |
| | OAKLAND | 0 | 0 | 12.71 | 4 | 0 | 0 | 0 | 0 | 5.2 | 5 | 8 | 8 | 3 | 1 | 9 | 0 | 5 | 0 | 0 |
| 2005 | Midland | 0 | 0 | 1.08 | 10 | 0 | 0 | 0 | 6 | 16.2 | 9 | 3 | 2 | 1 | 0 | 9 | 0 | 30 | 1 | 0 |
| | Sacramento | 3 | 6 | 4.47 | 44 | 0 | 0 | 0 | 20 | 48.1 | 45 | 30 | 24 | 6 | 1 | 20 | 1 | 73 | 5 | 0 |
| | OAKLAND | 0 | 0 | 3.00 | 3 | 0 | 0 | 0 | 0 | 3.0 | 2 | 1 | 1 | 0 | 0 | 1 | 0 | 1 | 1 | 0 |
| 2006 | Sacramento | 2 | 0 | 3.27 | 25 | 0 | 0 | 0 | 4 | 33.0 | 25 | 13 | 12 | 2 | 2 | 10 | 1 | 32 | 1 | 0 |
| | OAKLAND | 0 | 0 | 11.57 | 2 | 0 | 0 | 0 | 0 | 2.1 | 2 | 3 | 3 | 0 | 0 | 2 | 0 | 2 | 0 | 0 |
| 2007 | Sacramento | 2 | 1 | 4.13 | 22 | 0 | 0 | 0 | 3 | 24.0 | 18 | 11 | 11 | 1 | 0 | 14 | 2 | 29 | 4 | 0 |
| | OAKLAND | 3 | 1 | 4.44 | 46 | 0 | 0 | 0 | 2 | 50.2 | 43 | 25 | 25 | 6 | 1 | 23 | 6 | 52 | 5 | 0 |
| 2008 | OAKLAND | 2 | 1 | 3.93 | 51 | 0 | 0 | 0 | 2 | 50.1 | 60 | 22 | 22 | 5 | 3 | 20 | 2 | 43 | 6 | 0 |
| | Stockton | 0 | 0 | 0.00 | 1 | 1 | 0 | 0 | 0 | 1.0 | 0 | 0 | 0 | 0 | 0 | 0 | 0 | 2 | 0 | 0 |
| | Sacramento | 0 | 0 | 3.38 | 2 | 2 | 0 | 0 | 0 | 2.2 | 3 | 1 | 1 | 0 | 0 | 1 | 0 | 5 | 0 | 0 |
| 2009 | OAKLAND | 1 | 2 | 5.96 | 46 | 0 | 0 | 0 | 0 | 48.1 | 61 | 36 | 32 | 6 | 3 | 25 | 3 | 35 | 5 | 0 |
| | Stockton | 0 | 0 | 0.00 | 1 | 1 | 0 | 0 | 0 | 1.0 | 0 | 0 | 0 | 0 | 0 | 0 | 0 | 0 | 0 | 0 |
| | Sacramento | 0 | 0 | 0.00 | 1 | 1 | 0 | 0 | 0 | 1.0 | 0 | 0 | 0 | 0 | 0 | 0 | 0 | 0 | 0 | 0 |
| 2010 | Fresno | 0 | 0 | 0.00 | 4 | 0 | 0 | 0 | 2 | 4.0 | 2 | 0 | 0 | 0 | 1 | 2 | 0 | 7 | 0 | 0 |
| | SAN FRANCISCO | 7 | 2 | 1.95 | 52 | 0 | 0 | 0 | 2 | 55.1 | 40 | 14 | 12 | 2 | 4 | 26 | 4 | 56 | 10 | 0 |
| 2011 | SAN FRANCISCO | 2 | 2 | 1.74 | 49 | 0 | 0 | 0 | 6 | 51.2 | 33 | 11 | 10 | 1 | 2 | 25 | 1 | 45 | 5 | 0 |
| | San Jose | 0 | 0 | 0.00 | 2 | 2 | 0 | 0 | 0 | 3.0 | 3 | 0 | 0 | 0 | 0 | 2 | 0 | 1 | 0 | 0 |
| | Fresno | 0 | 0 | 1.80 | 4 | 0 | 0 | 0 | 0 | 5.0 | 3 | 1 | 1 | 1 | 1 | 1 | 0 | 4 | 0 | 0 |
| 2012 | SAN FRANCISCO | 7 | 6 | 2.84 | 73 | 0 | 0 | 0 | 25 | 63.1 | 55 | 24 | 20 | 8 | 2 | 22 | 4 | 55 | 1 | 0 |
| 2013 | SAN FRANCISCO | 7 | 2 | 2.16 | 57 | 0 | 0 | 0 | 2 | 50.0 | 39 | 14 | 12 | 2 | 2 | 25 | 6 | 38 | 8 | 0 |
| | San Jose | 0 | 0 | 5.40 | 5 | 2 | 0 | 0 | 0 | 5.0 | 7 | 3 | 3 | 0 | 0 | 5 | 0 | 2 | 0 | 0 |
| 2014 | SAN FRANCISCO | 3 | 3 | 1.70 | 54 | 0 | 0 | 0 | 19 | 58.1 | 35 | 13 | 11 | 3 | 3 | 15 | 2 | 45 | 3 | 1 |
| | San Jose | 0 | 0 | 0.00 | 2 | 2 | 0 | 0 | 0 | 3.0 | 0 | 0 | 0 | 0 | 0 | 1 | 0 | 3 | 0 | 0 |
| 2015 | SAN FRANCISCO | 4 | 2 | 2.79 | 67 | 0 | 0 | 0 | 38 | 58.0 | 51 | 19 | 18 | 6 | 2 | 23 | 2 | 62 | 1 | 0 |
| 2016 | SAN FRANCISCO | 2 | 5 | 3.57 | 62 | 0 | 0 | 0 | 31 | 58.0 | 50 | 23 | 23 | 8 | 5 | 19 | 2 | 65 | 4 | 2 |
| AL Totals | | 6 | 4 | 5.11 | 152 | 0 | 0 | 0 | 4 | 555.0 | 476 | 213 | 197 | 50 | 8 | 235 | 11 | 504 | 17 | 0 |
| NL Totals | | 32 | 22 | 2.42 | 414 | 0 | 0 | 0 | 123 | 394.2 | 303 | 118 | 106 | 30 | 20 | 155 | 21 | 366 | 32 | 3 |
| ML Totals | | 38 | 26 | 3.19 | 566 | 0 | 0 | 0 | 127 | 555.0 | 476 | 213 | 197 | 50 | 28 | 235 | 32 | 504 | 49 | 3 |

CAREER TRANSACTIONS

2000 — Signed by the Oakland Athletics organization as a non-drafted free agent, January 31. **2008** — On the disabled list, May 16 to June 18; included rehabilitation assignments to Stockton, June 10 to 12, and Sacramento, June 13 to 18. **2009** — On the disabled list, April 29 to May 14; included rehabilitation assignments to Stockton, May 9 to 11, and Sacramento, May 12 to 14. Released, December 10; signed by the San Francisco Giants to a minor league contract, December 24. **2011** — On the disabled list, April 1 to May 27; included rehabilitation assignments to San Jose, May 13 to 17, and Fresno, May 18 to 27. **2013** — On the disabled list, May 21 to July 12; included rehabilitation assignment to San Jose, June 30 to July 12. **2014** — On the disabled list, May 22 to June 16; included rehabilitation assignment to San Jose, June 12 to 16. **2016** — On paternity list, June 17 to 19. Elected free agency, November 3. **2017** — Signed by the Oakland Athletics, January 20.

WILD CARD RECORD

| Year | Club/Opp. | W | L | ERA | G | GS | CG | SHO | SV | IP | H | R | ER | HR | HB | BB | IBB | SO | WP | BK |
|------|------------|---|---|-----|---|----|----|-----|----|----|---|---|----|----|----|----|-----|----|----|----|
| 2014 | SF vs. PIT | | | | | | | | | | | | | | | | | | | |

(On roster — Did not pitch)

DIVISION SERIES RECORD

| Year | Club/Opp. | W | L | ERA | G | GS | CG | SHO | SV | IP | H | R | ER | HR | HB | BB | IBB | SO | WP | BK |
|---------------|------------|----------|----------|-------------|----------|----------|----------|----------|----------|------------|----------|----------|----------|----------|----------|----------|----------|----------|----------|----------|
| 2010 | SF vs. ATL | 0 | 0 | 0.00 | 1 | 0 | 0 | 0 | 0 | 1.2 | 1 | 0 | 0 | 0 | 0 | 0 | 0 | 2 | 0 | 0 |
| 2012 | SF vs. CIN | 0 | 0 | 2.70 | 5 | 0 | 0 | 0 | 0 | 3.1 | 6 | 2 | 1 | 0 | 0 | 1 | 0 | 5 | 1 | 0 |
| 2014 | SF vs. WAS | 0 | 0 | 0.00 | 3 | 0 | 0 | 0 | 2 | 3.0 | 0 | 0 | 0 | 0 | 0 | 1 | 0 | 2 | 0 | 0 |
| Totals | | 0 | 0 | 1.13 | 9 | 0 | 0 | 0 | 2 | 8.0 | 7 | 2 | 1 | 0 | 0 | 2 | 0 | 9 | 1 | 0 |

LEAGUE CHAMPIONSHIP SERIES RECORD

| Year | Club/Opp. | W | L | ERA | G | GS | CG | SHO | SV | IP | H | R | ER | HR | HB | BB | IBB | SO | WP | BK |
|---------------|------------|----------|----------|-------------|-----------|----------|----------|----------|----------|------------|----------|----------|----------|----------|----------|----------|----------|----------|----------|----------|
| 2010 | SF vs. PHI | 0 | 0 | 5.40 | 2 | 0 | 0 | 0 | 0 | 1.2 | 2 | 1 | 1 | 0 | 1 | 1 | 1 | 2 | 1 | 0 |
| 2012 | SF vs. STL | 0 | 0 | 0.00 | 4 | 0 | 0 | 0 | 0 | 2.1 | 2 | 0 | 0 | 0 | 0 | 0 | 0 | 3 | 1 | 0 |
| 2014 | SF vs. STL | 0 | 0 | 0.00 | 4 | 0 | 0 | 0 | 2 | 3.2 | 2 | 0 | 0 | 0 | 0 | 2 | 0 | 3 | 0 | 0 |
| Totals | | 0 | 0 | 1.17 | 10 | 0 | 0 | 0 | 2 | 7.2 | 6 | 1 | 1 | 0 | 1 | 3 | 1 | 8 | 2 | 0 |

WORLD SERIES RECORD

| Year | Club/Opp. | W | L | ERA | G | GS | CG | SHO | SV | IP | H | R | ER | HR | HB | BB | IBB | SO | WP | BK |
|---------------|------------|----------|----------|-------------|----------|----------|----------|----------|----------|------------|----------|----------|----------|----------|----------|----------|----------|----------|----------|----------|
| 2010 | SF vs. TEX | 0 | 0 | 0.00 | 1 | 0 | 0 | 0 | 0 | 1.1 | 0 | 0 | 0 | 0 | 0 | 0 | 0 | 1 | 0 | 0 |
| 2012 | SF vs. DET | 1 | 0 | 0.00 | 2 | 0 | 0 | 0 | 0 | 1.1 | 0 | 0 | 0 | 0 | 1 | 0 | 0 | 0 | 0 | 0 |
| 2014 | SF vs. KC | 0 | 0 | 0.00 | 2 | 0 | 0 | 0 | 0 | 0.2 | 0 | 0 | 0 | 0 | 0 | 0 | 0 | 2 | 0 | 0 |
| Totals | | 1 | 0 | 0.00 | 5 | 0 | 0 | 0 | 0 | 3.1 | 0 | 0 | 0 | 0 | 1 | 0 | 0 | 3 | 0 | 0 |

WORLD BASEBALL CLASSIC RECORD

| Year | Club | W | L | ERA | G | GS | CG | SHO | SV | IP | H | R | ER | HR | HB | BB | IBB | SO | WP | BK |
|------|--------------------|---|---|------|---|----|----|-----|----|-----|---|---|----|----|----|----|-----|----|----|----|
| 2013 | Dominican Republic | 0 | 0 | 0.00 | 5 | 0 | 0 | 0 | 0 | 5.0 | 0 | 0 | 0 | 0 | 0 | 4 | 0 | 3 | 0 | 0 |

VS. THE AMERICAN LEAGUE

| 2016 | | CAREER | | | | | | | | | | | | |
|-------|---|--------|---|---|-----|----|------------------|------|---|---|---|----|------|----|
| ERA | W | L | S | G | IP | ER | vs. TEAM | ERA | W | L | S | G | IP | ER |
| 20.25 | 0 | 1 | 1 | 2 | 1.1 | 3 | Baltimore | 6.00 | 0 | 1 | 2 | 7 | 6.0 | 4 |
| 10.80 | 0 | 1 | 0 | 2 | 1.2 | 2 | Boston | 2.04 | 1 | 1 | 1 | 15 | 17.2 | 4 |
| — | 0 | 0 | 0 | 0 | 0.0 | 0 | Cleveland | 4.82 | 1 | 0 | 0 | 10 | 9.1 | 5 |
| — | 0 | 0 | 0 | 0 | 0.0 | 0 | Chicago (AL) | 6.94 | 0 | 1 | 0 | 11 | 11.2 | 9 |
| — | 0 | 0 | 0 | 0 | 0.0 | 0 | Detroit | 5.71 | 0 | 0 | 1 | 14 | 17.1 | 11 |
| — | 0 | 0 | 0 | 0 | 0.0 | 0 | Houston | 0.73 | 1 | 0 | 5 | 13 | 12.1 | 1 |
| — | 0 | 0 | 0 | 0 | 0.0 | 0 | Kansas City | 7.88 | 0 | 0 | 0 | 7 | 8.0 | 7 |
| — | 0 | 0 | 0 | 0 | 0.0 | 0 | Los Angeles (AL) | 3.38 | 2 | 0 | 2 | 19 | 18.2 | 7 |
| — | 0 | 0 | 0 | 0 | 0.0 | 0 | Minnesota | 6.62 | 0 | 0 | 0 | 13 | 17.2 | 13 |
| 0.00 | 1 | 0 | 0 | 1 | 2.0 | 0 | New York (AL) | 0.87 | 1 | 0 | 0 | 8 | 10.1 | 1 |
| 27.00 | 0 | 0 | 0 | 1 | 1.0 | 3 | Oakland | 6.55 | 0 | 1 | 8 | 14 | 11.0 | 8 |
| — | 0 | 0 | 0 | 0 | 0.0 | 0 | Seattle | 3.68 | 0 | 1 | 1 | 15 | 14.2 | 6 |
| — | 0 | 0 | 0 | 0 | 0.0 | 0 | Tampa Bay | 6.75 | 1 | 1 | 0 | 12 | 10.2 | 8 |
| — | 0 | 0 | 0 | 0 | 0.0 | 0 | Texas | 9.92 | 2 | 1 | 3 | 20 | 16.1 | 18 |
| 9.00 | 0 | 0 | 0 | 1 | 1.0 | 1 | Toronto | 1.50 | 0 | 0 | 0 | 10 | 12.0 | 2 |

VS. THE NATIONAL LEAGUE

| 2016 | | CAREER | | | | | | | | | | | | |
|------|---|--------|---|---|-----|----|------------------|------|---|---|----|----|------|----|
| ERA | W | L | S | G | IP | ER | vs. TEAM | ERA | W | L | S | G | IP | ER |
| 3.12 | 0 | 0 | 6 | 9 | 8.2 | 3 | Arizona | 3.17 | 1 | 2 | 15 | 60 | 54.0 | 19 |
| 9.00 | 0 | 0 | 0 | 1 | 1.0 | 1 | Atlanta | 6.08 | 1 | 1 | 2 | 12 | 13.1 | 9 |
| 4.50 | 0 | 0 | 3 | 4 | 4.0 | 2 | Chicago (NL) | 3.50 | 1 | 0 | 6 | 17 | 18.0 | 7 |
| 3.00 | 0 | 0 | 3 | 3 | 3.0 | 1 | Cincinnati | 0.40 | 3 | 0 | 7 | 21 | 22.1 | 1 |
| 3.60 | 0 | 0 | 3 | 6 | 5.0 | 2 | Colorado | 2.38 | 3 | 2 | 15 | 50 | 45.1 | 12 |
| 2.45 | 1 | 1 | 3 | 9 | 7.1 | 2 | Los Angeles (NL) | 1.97 | 9 | 4 | 9 | 53 | 50.1 | 11 |
| 0.00 | 0 | 0 | 1 | 3 | 4.0 | 0 | Miami | 5.28 | 1 | 3 | 3 | 17 | 15.1 | 9 |
| 0.00 | 0 | 0 | 2 | 2 | 2.0 | 0 | Milwaukee | 1.37 | 2 | 1 | 7 | 19 | 19.2 | 3 |
| 0.00 | 0 | 0 | 1 | 2 | 2.0 | 0 | New York (NL) | 7.20 | 0 | 2 | 4 | 15 | 10.0 | 8 |
| 0.00 | 0 | 0 | 2 | 3 | 3.1 | 0 | Philadelphia | 1.71 | 0 | 1 | 11 | 21 | 21.0 | 4 |
| 0.00 | 0 | 0 | 2 | 3 | 3.0 | 0 | Pittsburgh | 0.00 | 0 | 0 | 5 | 14 | 14.2 | 0 |
| 3.86 | 0 | 1 | 2 | 6 | 4.2 | 2 | San Diego | 0.58 | 5 | 1 | 15 | 46 | 46.2 | 3 |
| — | 0 | 0 | 0 | 0 | 0.0 | 0 | San Francisco | 1.93 | 1 | 0 | 0 | 7 | 9.1 | 2 |
| 9.00 | 0 | 1 | 0 | 2 | 1.0 | 1 | St. Louis | 2.08 | 0 | 1 | 2 | 12 | 8.2 | 2 |
| 0.00 | 0 | 0 | 2 | 2 | 2.0 | 0 | Washington | 2.13 | 2 | 1 | 3 | 14 | 12.2 | 3 |

MONTHLY BREAKDOWN

| 2016 | | CAREER | | | | | | | | | | | | |
|------|---|--------|---|----|------|----|-----------|------|---|---|----|-----|-------|----|
| ERA | W | L | S | G | IP | ER | by MONTH | ERA | W | L | S | G | IP | ER |
| — | 0 | 0 | 0 | 0 | 0.0 | 0 | March | 4.50 | 0 | 0 | 0 | 2 | 2.0 | 1 |
| 2.35 | 1 | 0 | 4 | 8 | 7.2 | 2 | April | 1.60 | 5 | 3 | 15 | 79 | 78.2 | 14 |
| 1.38 | 0 | 0 | 8 | 14 | 13.0 | 2 | May | 2.67 | 9 | 5 | 30 | 82 | 77.2 | 23 |
| 6.30 | 0 | 2 | 5 | 11 | 10.0 | 7 | June | 3.51 | 3 | 7 | 21 | 85 | 82.0 | 32 |
| 3.00 | 1 | 1 | 7 | 9 | 9.0 | 3 | July | 3.83 | 8 | 4 | 23 | 93 | 89.1 | 38 |
| 3.38 | 0 | 1 | 5 | 10 | 10.2 | 4 | August | 3.73 | 6 | 4 | 17 | 115 | 125.1 | 52 |
| 5.87 | 0 | 1 | 2 | 10 | 7.2 | 5 | September | 3.46 | 7 | 2 | 20 | 103 | 93.2 | 36 |
| — | 0 | 0 | 0 | 0 | 0.0 | 0 | October | 1.42 | 0 | 1 | 1 | 7 | 6.1 | 1 |

PITCHING BREAKDOWN

| 2016 | | CAREER | | | | | | | | | | | | |
|------|---|--------|----|----|------|----|-------------|------|----|----|-----|-----|-------|-----|
| ERA | W | L | S | G | IP | ER | by CATEGORY | ERA | W | L | S | G | IP | ER |
| 4.80 | 1 | 4 | 16 | 33 | 30.0 | 16 | Home | 3.02 | 23 | 17 | 62 | 284 | 280.0 | 94 |
| 2.25 | 1 | 1 | 15 | 29 | 28.0 | 7 | Away | 3.37 | 15 | 9 | 65 | 282 | 275.0 | 103 |
| 2.84 | 1 | 1 | 13 | 25 | 1 | 8 | Day | 2.77 | 11 | 5 | 55 | 203 | 204.2 | 63 |
| 4.13 | 1 | 4 | 18 | 37 | 32.2 | 15 | Night | 3.44 | 27 | 21 | 72 | 363 | 350.1 | 134 |
| 2.86 | 1 | 2 | 21 | 37 | 34.2 | 11 | Pre-ASG | 2.85 | 19 | 17 | 76 | 283 | 271.2 | 86 |
| 4.63 | 1 | 3 | 10 | 25 | 23.1 | 12 | Post-ASG | 3.53 | 19 | 9 | 51 | 283 | 283.1 | 111 |
| — | 0 | 0 | 0 | 0 | 0.0 | 0 | Starter | — | 0 | 0 | 0 | 0 | 0.0 | 0 |
| 3.57 | 2 | 5 | 31 | 62 | 58.0 | 23 | Reliever | 3.19 | 38 | 26 | 127 | 566 | 555.0 | 197 |

BALLPARK BREAKDOWN

| | ERA | W | L | S | G | IP | ER |
|-------------------------|-------|----|----|----|-----|-------|----|
| Angel Stadium | 3.72 | 0 | 0 | 1 | 10 | 9.2 | 4 |
| AT&T Park | 2.48 | 21 | 15 | 60 | 215 | 203.1 | 56 |
| Busch Stadium | 2.08 | 0 | 0 | 1 | 6 | 4.1 | 1 |
| Chase Field | 2.12 | 1 | 1 | 10 | 32 | 29.2 | 7 |
| Citi Field | 4.76 | 0 | 0 | 2 | 8 | 5.2 | 3 |
| Citizens Bank Park | 0.77 | 0 | 0 | 6 | 10 | 11.2 | 1 |
| Comerica Park | 6.10 | 0 | 0 | 1 | 8 | 10.1 | 7 |
| Cools Field | 2.70 | 0 | 0 | 7 | 25 | 23.1 | 7 |
| Dodger Stadium | 1.59 | 3 | 1 | 4 | 22 | 22.2 | 4 |
| Fenway Park | 3.86 | 0 | 0 | 0 | 4 | 4.2 | 2 |
| Globe Life Park | 11.88 | 1 | 1 | 2 | 11 | 8.1 | 11 |
| Great American | 0.00 | 0 | 0 | 4 | 8 | 9.1 | 0 |
| Kauffman Stadium | 9.00 | 0 | 0 | 0 | 2 | 2.0 | 2 |
| Marlins Park | 5.40 | 0 | 1 | 3 | 7 | 6.2 | 4 |
| Metrodome | 8.22 | 0 | 0 | 0 | 6 | 7.2 | 7 |
| Miller Park | 1.69 | 1 | 1 | 4 | 10 | 10.2 | 2 |
| Minute Maid Park | 0.00 | 1 | 0 | 1 | 7 | 7.1 | 0 |
| Nationals Park | 6.00 | 1 | 1 | 0 | 4 | 3.0 | 2 |
| Oakland Coliseum | 4.59 | 3 | 3 | 5 | 78 | 84.1 | 43 |
| Original Yankee Stadium | 0.00 | 0 | 0 | 0 | 2 | 3.0 | 0 |
| PETCO Park | 0.98 | 2 | 1 | 7 | 21 | 18.1 | 2 |
| PNC Park | 0.00 | 0 | 0 | 4 | 6 | 6.1 | 0 |
| Progressive Field | 6.35 | 0 | 0 | 0 | 6 | 5.2 | 4 |
| Rogers Centre | 1.69 | 0 | 0 | 0 | 6 | 5.1 | 1 |
| Safeco Field | 4.05 | 0 | 0 | 1 | 7 | 6.2 | 3 |
| Shea Stadium | INF | 0 | 1 | 0 | 1 | 0.0 | 1 |
| Sun Life Stadium | 0.00 | 0 | 0 | 0 | 1 | 1.0 | 0 |
| Tokyo Dome | 0.00 | 0 | 0 | 0 | 1 | 1.0 | 0 |
| Tropicana Field | 7.04 | 1 | 0 | 0 | 10 | 7.2 | 6 |
| Turner Field | 4.09 | 1 | 0 | 1 | 9 | 11.0 | 5 |
| U.S. Cellular Field | 8.22 | 0 | 0 | 0 | 7 | 7.2 | 7 |
| Wrigley Field | 4.09 | 1 | 0 | 3 | 11 | 11.0 | 5 |
| Yankee Stadium | 0.00 | 1 | 0 | 0 | 5 | 5.2 | 0 |

FIELDING STATISTICS

| Pitcher | Pct. | | | | | | |
|---------|-------|-----|----|----|---|----|----|
| | Year | G | PO | A | E | TC | DP |
| 2004 | 1,000 | 4 | 1 | 2 | 0 | 3 | 0 |
| 2005 | — | 3 | 0 | 0 | 0 | 0 | 0 |
| 2006 | 500 | 2 | 0 | 1 | 1 | 2 | 0 |
| 2007 | 1,000 | 46 | 1 | 1 | 0 | 2 | 0 |
| 2008 | 1,000 | 51 | 7 | 3 | 0 | 10 | 1 |
| 2009 | 875 | 46 | 2 | 5 | 1 | 8 | 1 |
| 2010 | 923 | 52 | 0 | 12 | 1 | 13 | 0 |
| 2011 | 1,000 | 49 | 0 | 6 | 0 | 6 | 0 |
| 2012 | 800 | 73 | 1 | 7 | 2 | 10 | 1 |
| 2013 | 1,000 | 57 | 1 | 8 | 0 | 9 | 2 |
| 2014 | 923 | 54 | 3 | 9 | 1 | 13 | 2 |
| 2015 | 1,000 | 67 | 2 | 8 | 0 | 10 | 1 |
| 2016 | 1,000 | 62 | 3 | 5 | 0 | 8 | 0 |
| Totals | .936 | 566 | 21 | 67 | 6 | 94 | 8 |

CASILLA'S CAREER BESTS

Low Hit Complete Game: None
Innings Pitched: 3.0, August 10, 2010 vs. Chicago (NL)
Strikeouts: 4 (three times), last: May 5, 2014 at Pittsburgh
Pitches: 44, July 20, 2009 vs. Minnesota
Longest Winning Streak: 6 (three times), last: August 27, 2014 to May 10, 2015
Longest Losing Streak: 3 (three times), last: June 7 to July 16, 2016
Longest Scoreless Streak: 21.1, September 18, 2007 to May 6, 2008

**RIGHT-HANDED PITCHER****Height/Weight:** 6-5 / 230**Bats/Throws:** Right / Right**Birthdate:** April 9, 1988**Opening Day Age:** 28**Birthplace/Resides:** San Jose de los Llanos, Dominican Republic / Andres Boca Chica, Dominican Republic**Major League Service:** 59 days**Obtained:** Signed to a minor league contract, December 9, 2016**Contract Status:** First year of a one-year contract through 2017**NON-ROSTER INVITEE****CAREER HIGHLIGHTS**

Has appeared in 15 games over two seasons in the majors with Chicago-AL (2013) and Colorado (2015) and is 2-1 with a 4.76 ERA, all in relief...was originally signed by San Diego as a non-drafted free agent out of the Dominican Republic in 2006 and is 44-55 with 10 saves and a 4.27 ERA (417 er in 878.0 ip) in 251 career games, including 146 starts...missed the entire 2014 season after undergoing "Tommy John" surgery...was a Texas League Postseason All-Star in 2010 and also started for the World Team in the Futures Game that year...was named the Padres Minor League Pitcher of the Year in 2009...tossed a seven-inning no-hitter Aug. 18, 2009 against Dayton.

2016 HIGHLIGHTS

Spent the entire season at Triple-A Albuquerque in the Colorado organization and was 0-5 with 10 saves and a 3.38 ERA in a career-high 50 appearances, all in relief...the saves were the first of his career and the ERA was his lowest as a minor leaguer since logging a 3.27 ERA in 2010...struck out 58 batters in 53.1 innings, an average of 9.79 per nine innings...walked just 12 for a strikeout-to-walk ratio of 4.83...allowed a .255 opponents batting average, including .217 (25-for-115) against right-handed hitters compared to .303 (27-for-89) against left-handers...surrendered four of his five home runs to lefties and yielded just three extra base hits to righties (two doubles, one home run)...had a .261 slugging percentage against righties, .528 against lefties...converted 10-of-13 (76.9%) save opportunities...allowed 8-of-15 (53.3%) inherited runners to score...posted a 4.22 ERA in 31 games before the All-Star Break, a 2.11 ERA in 19 games after the break...had a .217 batting average with the bases empty, .303 with runners on...opponents were 3-for-6 with the bases loaded...compiled a 2.52 ERA in 24 road games, a 4.13 ERA in 26 contests at home...had a 9.53 ERA in six day games, a 2.64 ERA in 44 night games...combined for a 2.49 ERA in the eighth and ninth innings...tossed at least one inning in 44 of his 50 appearances...logged a season-high 2.0 innings six times...did not allow a run over his first three appearances (3.0 ip) but then surrendered a season-high four runs on a season-high four hits in 0.2 innings against Tacoma April 17...recorded the save in each of his next three outings from April 21 to 24 before he was charged with the blown save and loss April 28 at Reno...did not have a save opportunity over his next 24 chances from April 30 to July 14 (3.12 ERA)...finished April with a 6.75 ERA in nine games...walked two batters in 1.0 inning May 22 against New Orleans, his only outing with more than one walk...struck out a season-high three batters June 11 against Las Vegas, his first of five three-strikeout games...allowed 8-of-11 (72.7%) inherited runners to score over a 15-game stretch from June 12 to July 30...had a 4.15 ERA over his first 33 games through July 16...then compiled a 1.93 ERA while converting 7-of-8 (87.5%) save opportunities over his final 17 appearances beginning July 19...did not allow a run over a nine-game stretch from July 19 to August 16 (9.2 ip) and converted each of his three save opportunities over that span...had a 1.86 ERA in nine games in July...recorded five of his 10 saves in 11 appearances in the month of August...did not allow a hit over a four-game stretch from Aug. 24 to Sept. 2 (6.0 ip) and finished the season with a 7.0-inning scoreless streak...pitched for Este in the Dominican Winter League following the season and had a save and a 2.84 ERA in 10 relief appearances.

CAREER

2015—Pitched exclusively in relief for the first time in his career...began the season at Triple-A Albuquerque and went 5-5 with a 3.79 ERA in 36 relief appearances...was promoted to Colorado Aug. 23 and spent the remainder of the season with the Rockies...was 2-0 with a 6.10 ERA in 11 games...allowed a .282 opponents batting average, including .250 against right-handed hitters compared to .333

against left-handers...opponents hit .154 with runners in scoring position and were 0-for-6 with RISP and two outs...first batters faced were 4-for-10 (.400) with a walk but he stranded all three of his inherited runners...had a 2.70 ERA and .217 opponents batting average in six games at Coors Field, a 12.27 ERA and .375 opponents average in five games on the road...did not allow a run in his first 5.0 innings (three games) with the Rockies...recorded his first career Major League win Aug. 26 at Atlanta after pitching a hitless, scoreless sixth inning in which he allowed two walks...his second win came in his next outing Aug. 31 against Arizona...had an 11.81 ERA over his final eight outings...struck out 74 batters in 57.0 innings with Albuquerque, an average of 11.68 per nine innings...allowed a .242 opponents batting average, including .215 against left-handed hitters compared to .257 against right-handers...yielded a .206 batting average with runners in scoring position, including .172 with RISP and two outs...five of the six home runs he allowed were solo shots...stranded all seven of his inherited runners...had a 2.67 ERA and .177 opponents batting average in 17 road games, a 4.80 ERA and .293 opponents average in 19 contests at home...tossed at least one inning in 32 of his 36 appearances, including two or more 16 times...his season high was 3.0 innings four times...picked up the win in each of his first three appearances and then took the loss in his fourth game...was 3-1 a 2.00 ERA in eight games in April...was named Pacific Coast League Pitcher of the Week for the week of May 4-10 after going 1-0 with a 0.00 ERA (8.0 ip, 2 h, 1 bb, 8 so) in three outings...struck out a season-high six batters in 2.0 innings May 18 against Sacramento (matched on July 28 against Salt Lake)...did not allow a run over six-game stretch from July 2 to 28 (12.2 ip) and compiled a 0.66 ERA in eight games in July.

2014—Was signed by the Colorado Rockies to a minor league contract April 22 but did not pitch after undergoing “Tommy John” surgery following the 2013 season.

2013—Spent the majority of the season at Triple-A Charlotte where he was 3-7 with a 5.83 ERA in 27 appearances (12 starts)...was recalled by Chicago (AL) June 29 and went 0-1 with a 2.70 ERA and .217 opponents batting average in four relief appearances with the White Sox...made his Major League debut July 5 and allowed no runs on two hits with three strikeouts in a 3.0 innings of relief...took the loss in his final outing July 13 at Philadelphia (1.2 ip, 1 h, 1 r, 1 er, 1 bb) and was optioned back to Charlotte the next day...with the Knights, he allowed a .272 opponents batting average...that included .255 against right-handed hitters compared to .295 against left-handers...his first 12 outings were all starts and he was 2-6 with a 4.95 ERA in those games...went 1-1 with an 8.17 ERA over his final 15 appearances, all in relief...was 0-6 with a 6.08 ERA over his first nine starts through May 21...then went 3-0 with a 2.55 ERA over his final seven games (three starts) before his promotion to Chicago June 29...had a 9.68 ERA in 11 relief appearances following his option...made one appearance for Este in the Dominican Winter League following the season (1.0 ip, 1 bb, 1 so).

2012—Went 7-5 with a 3.85 ERA in 21 starts between Double-A Birmingham, Triple-A Charlotte and advanced Rookie Bristol...ranked seventh in ERA and tied for ninth in wins among White Sox minor leaguers...held right-handed hitters to a .243 average...went 3-1 with a 2.91 ERA in May...was promoted from Birmingham to Charlotte on June 22...left the game on June 28 at Pawtucket with a strained right forearm after throwing 7.0 scoreless innings...was on the disabled list with inflammation in his right forearm from July 27 to Aug. 24...made an injury rehabilitation start with Bristol on Aug. 20...entered the season ranked by *Baseball America* as the No. 3 prospect in the White Sox organization.

2011—Combined to go 7-8 with a 5.63 ERA and 94 strikeouts in 22 starts between Triple-A Tucson and Double-A San Antonio...posted a 1.59 ERA in his last three starts with the Missions and was 3-2 with a 2.53 ERA in his last seven...struck out a season-high 10 over 8.0 innings on July 31 against Frisco...made two relief appearances with Lacey in the Dominican Winter League...was traded to the Chicago White Sox with pitcher Pedro Hernandez for outfielder Carlos Quentin, Dec. 31

2010—Went 7-7 with a 3.27 ERA in 26 games (25 starts) between Double-A San Antonio and Triple-A Portland...was named to the Texas League Midseason and Postseason All-Star Teams...was named TL Pitcher of the week for Aug. 3-9...was the starting pitcher for the World Team in the All-Star Futures Game at Angels Stadium...was rated by *Baseball America* in a midseason poll as the 17th best prospect in the minor leagues.

2009—Was named the Padres Minor League Pitcher of the Year...led the Midwest league in strikeouts (157) and strikeouts per nine innings (10.17) and ranked fifth in ERA...tossed a seven-inning no-hitter

on Aug. 18 against Dayton, striking out nine...entered the season ranked by Baseball America as the No. 14 prospect in the Padres organization.

2008—Went 2-3 with a 3.99 ERA in 15 starts for Short-Season Single-A Eugene...limited left-handers to a .189 average.

2007—Appeared in 14 games (12 starts) with Rookie level Peoria in the Arizona League and was 2-6 with a 6.22 ERA...12 of his 14 appearances were starts...as a starter, went 1-6 with a 7.17 ERA.

2006—Made his professional debut with the DSL Padres...went 1-3 with a 4.63 ERA in 12 starts.

PERSONAL/MISCELLANEOUS

Simon Castro (Alfonseca)...was originally signed by Padres scouts Randy Smith and Felix Francisco.

LIFETIME PITCHING RECORD

| Year | Club | W | L | ERA | G | GS | CG | SHO | SV | IP | H | R | ER | HR | HB | BB | IBB | SO | WP | BK |
|----------------------------|--------------|---------------------------|-----------|-------------|------------|------------|----------|----------|-----------|--------------|------------|------------|------------|-----------|-----------|------------|----------|------------|-----------|-----------|
| 2006 | DSL Padres | 1 | 3 | 4.63 | 12 | 12 | 0 | 0 | 0 | 46.2 | 40 | 33 | 24 | 2 | 12 | 21 | 0 | 58 | 9 | 4 |
| 2007 | AZL Padres | 2 | 6 | 6.22 | 14 | 12 | 0 | 0 | 0 | 50.2 | 61 | 48 | 35 | 4 | 9 | 30 | 0 | 55 | 12 | 0 |
| 2008 | Eugene | 2 | 3 | 3.99 | 15 | 15 | 0 | 0 | 0 | 65.1 | 54 | 35 | 29 | 3 | 14 | 29 | 0 | 64 | 8 | 0 |
| 2009 | Fort Wayne | 10 | 6 | 3.33 | 28 | 27 | 1 | 1 | 0 | 140.1 | 118 | 61 | 52 | 9 | 10 | 37 | 0 | 157 | 15 | 3 |
| 2010 | San Antonio | 7 | 6 | 2.92 | 24 | 23 | 0 | 0 | 0 | 129.2 | 107 | 55 | 42 | 8 | 6 | 36 | 1 | 107 | 2 | 3 |
| | Portland | 0 | 1 | 7.84 | 2 | 2 | 0 | 0 | 0 | 10.1 | 16 | 10 | 9 | 1 | 0 | 6 | 0 | 6 | 0 | 0 |
| 2011 | Tucson | 2 | 2 | 10.17 | 6 | 6 | 0 | 0 | 0 | 25.2 | 37 | 30 | 29 | 5 | 0 | 18 | 0 | 21 | 6 | 1 |
| | San Antonio | 5 | 6 | 4.33 | 16 | 16 | 0 | 0 | 0 | 89.1 | 95 | 48 | 43 | 9 | 6 | 16 | 0 | 73 | 3 | 1 |
| 2012 | Birmingham | 6 | 4 | 3.70 | 15 | 15 | 0 | 0 | 0 | 90.0 | 89 | 50 | 37 | 4 | 3 | 21 | 0 | 72 | 1 | 0 |
| | Charlotte | 1 | 1 | 4.32 | 5 | 5 | 0 | 0 | 0 | 25.0 | 32 | 13 | 12 | 2 | 2 | 6 | 0 | 16 | 1 | 0 |
| | Bristol | 0 | 0 | 4.50 | 1 | 1 | 0 | 0 | 0 | 2.0 | 3 | 1 | 1 | 0 | 0 | 0 | 0 | 0 | 0 | 0 |
| 2013 | Charlotte | 3 | 7 | 5.83 | 27 | 12 | 0 | 0 | 0 | 92.2 | 98 | 61 | 60 | 14 | 3 | 33 | 0 | 82 | 2 | 1 |
| | CHICAGO (AL) | 0 | 1 | 2.70 | 4 | 0 | 0 | 0 | 0 | 6.2 | 5 | 2 | 2 | 1 | 1 | 3 | 0 | 6 | 0 | 0 |
| 2014 | Tulsa | (Injured — Did not pitch) | | | | | | | | | | | | | | | | | | |
| 2015 | Albuquerque | 5 | 5 | 3.79 | 36 | 0 | 0 | 0 | 0 | 57.0 | 53 | 27 | 24 | 6 | 3 | 20 | 0 | 74 | 4 | 2 |
| | COLORADO | 2 | 0 | 6.10 | 11 | 0 | 0 | 0 | 0 | 10.1 | 11 | 7 | 7 | 0 | 1 | 5 | 0 | 9 | 0 | 0 |
| 2016 | Albuquerque | 0 | 5 | 3.38 | 50 | 0 | 0 | 0 | 10 | 53.1 | 52 | 21 | 20 | 5 | 5 | 12 | 0 | 58 | 3 | 1 |
| AL Totals | | 0 | 1 | 2.70 | 4 | 0 | 0 | 0 | 0 | 6.2 | 5 | 2 | 2 | 1 | 1 | 3 | 0 | 6 | 0 | 0 |
| NL Totals | | 2 | 0 | 6.10 | 11 | 0 | 0 | 0 | 0 | 10.1 | 11 | 7 | 7 | 0 | 1 | 5 | 0 | 9 | 0 | 0 |
| ML Totals | | 2 | 1 | 4.76 | 15 | 0 | 0 | 0 | 0 | 17.0 | 16 | 9 | 9 | 1 | 2 | 8 | 0 | 15 | 0 | 0 |
| Minor League Totals | | 44 | 55 | 4.27 | 251 | 146 | 1 | 1 | 10 | 878.0 | 855 | 493 | 417 | 72 | 73 | 285 | 1 | 843 | 66 | 16 |

CAREER TRANSACTIONS

2006 — Signed by the San Diego Padres organization as a non-drafted international free agent, May 8. **2011** — Traded to the Chicago White Sox with pitcher Pedro Hernandez for outfielder Carlos Quentin, December 31. **2013** — Elected free agency, November 4. **2014** — Signed by the Colorado Rockies to a minor league contract, April 22. Released, October 13; re-signed by Colorado to a minor league contract, October 15. **2015** — Elected free agency, October 15; re-signed by Colorado to a minor league contract, October 19. **2016** — Elected free agency, November 7; signed by the Oakland Athletics to a minor league contract, December 9.

FRANCHISE MONTHLY BESTS

| Wins | Losses | Highest Winning Pct. | Lowest Winning Pct. |
|-----------------|--------------------|--------------------------|--------------------------|
| 26 July, 1931 | 28 July, 1916 | .857 (24-4) August, 2002 | .067 (2-28) July, 1916 |
| 25 July, 1928 | 27 September, 1940 | .857 (18-3) April, 1981 | .077 (1-12) April, 1951 |
| 24 August, 2002 | 27 September, 1915 | .852 (23-4) May, 1931 | .103 (3-26) August, 1943 |
| 24 July, 1929 | 26 August, 1960 | .821 (23-5) August, 1914 | .130 (3-20) July, 1938 |
| 23 August, 1971 | 26 August, 1945 | .815 (22-5) May, 1929 | .136 (3-19) June, 1916 |
| 23 May, 1931 | 26 August, 1943 | .810 (17-4) Sept., 2001 | .143 (4-24) June, 1920 |
| 23 July, 1930 | 25 July, 1936 | .800 (20-5) May, 1910 | .156 (5-27) Sept., 1915 |
| 23 August, 1914 | 25 August, 1938 | .792 (19-5) July, 2012 | .167 (4-20) August, 1915 |
| 22 five times | 24 June, 1979 | .788 (26-7) July, 1931 | .167 (2-10) April, 1966 |
| | 24 June, 1920 | .778 (21-6) Sept., 1911 | .167 (2-10) April, 1935 |
| | | .778 (21-6) August, 2006 | |

VS. THE AMERICAN LEAGUE

| 2016 | | CAREER | | | | | | | | | | | | |
|------|---|--------|---|---|-----|----|-----------|------|---|---|---|---|-----|----|
| ERA | W | L | S | G | IP | ER | vs. TEAM | ERA | W | L | S | G | IP | ER |
| — | 0 | 0 | 0 | 0 | 0.0 | 0 | Detroit | 4.50 | 0 | 0 | 0 | 2 | 2.0 | 1 |
| — | 0 | 0 | 0 | 0 | 0.0 | 0 | Tampa Bay | 0.00 | 0 | 0 | 0 | 1 | 3.0 | 0 |

VS. THE NATIONAL LEAGUE

| 2016 | | CAREER | | | | | | | | | | | | |
|------|---|--------|---|---|-----|----|---------------|-------|---|---|---|---|-----|----|
| ERA | W | L | S | G | IP | ER | vs. TEAM | ERA | W | L | S | G | IP | ER |
| — | 0 | 0 | 0 | 0 | 0.0 | 0 | Arizona | 0.00 | 1 | 0 | 0 | 2 | 3.0 | 0 |
| — | 0 | 0 | 0 | 0 | 0.0 | 0 | Atlanta | 0.00 | 1 | 0 | 0 | 1 | 1.0 | 0 |
| — | 0 | 0 | 0 | 0 | 0.0 | 0 | Los Angeles | 0.00 | 0 | 0 | 0 | 1 | 1.0 | 0 |
| — | 0 | 0 | 0 | 0 | 0.0 | 0 | New York | 0.00 | 0 | 0 | 0 | 1 | 2.0 | 0 |
| — | 0 | 0 | 0 | 0 | 0.0 | 0 | Philadelphia | 5.40 | 0 | 1 | 0 | 1 | 1.2 | 1 |
| — | 0 | 0 | 0 | 0 | 0.0 | 0 | Pittsburgh | 13.50 | 0 | 0 | 0 | 2 | 0.2 | 1 |
| — | 0 | 0 | 0 | 0 | 0.0 | 0 | San Diego | 27.00 | 0 | 0 | 0 | 2 | 1.0 | 3 |
| — | 0 | 0 | 0 | 0 | 0.0 | 0 | San Francisco | 16.20 | 0 | 0 | 0 | 2 | 1.2 | 3 |

MONTHLY BREAKDOWN

| 2016 | | CAREER | | | | | | | | | | | | |
|------|---|--------|---|---|-----|----|-----------|-------|---|---|---|---|-----|----|
| ERA | W | L | S | G | IP | ER | by MONTH | ERA | W | L | S | G | IP | ER |
| — | 0 | 0 | 0 | 0 | 0.0 | 0 | July | 2.70 | 0 | 1 | 0 | 4 | 6.2 | 2 |
| — | 0 | 0 | 0 | 0 | 0.0 | 0 | August | 0.00 | 2 | 0 | 0 | 3 | 5.0 | 0 |
| — | 0 | 0 | 0 | 0 | 0.0 | 0 | September | 9.64 | 0 | 0 | 0 | 7 | 4.2 | 5 |
| — | 0 | 0 | 0 | 0 | 0.0 | 0 | October | 27.00 | 0 | 0 | 0 | 1 | 0.2 | 2 |

PITCHING BREAKDOWN

| 2016 | | CAREER | | | | | | | | | | | | |
|------|---|--------|---|---|-----|----|-------------|------|---|---|---|----|------|----|
| ERA | W | L | S | G | IP | ER | by CATEGORY | ERA | W | L | S | G | IP | ER |
| — | 0 | 0 | 0 | 0 | 0.0 | 0 | Home | 2.70 | 1 | 0 | 0 | 6 | 6.2 | 2 |
| — | 0 | 0 | 0 | 0 | 0.0 | 0 | Away | 6.10 | 1 | 1 | 0 | 9 | 10.1 | 7 |
| — | 0 | 0 | 0 | 0 | 0.0 | 0 | Day | 0.00 | 0 | 0 | 0 | 1 | 2.0 | 0 |
| — | 0 | 0 | 0 | 0 | 0.0 | 0 | Night | 5.40 | 2 | 1 | 0 | 14 | 15.0 | 9 |
| — | 0 | 0 | 0 | 0 | 0.0 | 0 | Pre-ASG | 2.70 | 0 | 1 | 0 | 4 | 6.2 | 2 |
| — | 0 | 0 | 0 | 0 | 0.0 | 0 | Post-ASG | 6.10 | 2 | 0 | 0 | 11 | 10.1 | 7 |
| — | 0 | 0 | 0 | 0 | 0.0 | 0 | Starter | — | 0 | 0 | 0 | 0 | 0.0 | 0 |
| — | 0 | 0 | 0 | 0 | 0.0 | 0 | Reliever | 4.76 | 2 | 1 | 0 | 15 | 17.0 | 9 |

BALLPARK BREAKDOWN

| | ERA | W | L | S | G | IP | ER |
|--------------------|-------|---|---|---|---|-----|----|
| AT&T Park | 27.00 | 0 | 0 | 0 | 1 | 0.2 | 2 |
| Chase Field | 0.00 | 0 | 0 | 0 | 1 | 1.0 | 0 |
| Citizens Bank Park | 5.40 | 0 | 1 | 0 | 1 | 1.2 | 1 |
| Comerica Park | 4.50 | 0 | 0 | 0 | 2 | 2.0 | 1 |
| Coors Field | 2.70 | 1 | 0 | 0 | 6 | 6.2 | 2 |
| Dodger Stadium | 0.00 | 0 | 0 | 0 | 1 | 1.0 | 0 |
| PETCO Park | — | 0 | 0 | 0 | 1 | 0.0 | 3 |
| Tropicana Field | 0.00 | 0 | 0 | 0 | 1 | 3.0 | 0 |
| Turner Field | 0.00 | 1 | 0 | 0 | 1 | 1.0 | 0 |

FIELDING STATISTICS

| Pitcher | | | | | | | |
|---------------|--------------|-----------|----------|----------|----------|----------|----------|
| Year | Pct. | G | PO | A | E | TC | DP |
| 2013 | — | 4 | 0 | 0 | 0 | 0 | 0 |
| 2015 | 1.000 | 11 | 0 | 1 | 0 | 1 | 0 |
| Totals | 1.000 | 15 | 0 | 1 | 0 | 1 | 0 |

CASTRO'S CAREER BESTS

Low Hit Complete Game: None
Innings Pitched: 3.0, July 5, 2013 at Tampa Bay
Strikeouts: 4, July 5, 2013 at Tampa Bay
Pitches: 51, July 5, 2013 at Tampa Bay
Longest Winning Streak: 2, August 26, 2015 to present
Longest Losing Streak: 1, July 13, 2013
Longest Scoreless Streak: 5.0, August 23 to 31, 2015



INFIELDER

Height/Weight: 6-0 / 212

Bats/Throws: Right / Right

Birthdate: April 28, 1993

Opening Day Age: 23

Birthplace/Resides: Victorville, California / Dove Canyon, California

Major League Service: None

Obtained: Selected in the 1st round of the 2014 First-Year Player Draft

Contract Status: First year of a one-year contract through 2017

NON-ROSTER INVITEE

CAREER HIGHLIGHTS

Was the A's first round selection (25th pick overall) in the 2014 draft and is a .243 hitter with 64 home runs and 173 RBI in 269 games in three seasons as a professional...was named Texas League Player of the Year in 2016 at Double-A Midland after leading the league in runs (78), home runs (29) and slugging (.521)...hit 36 home runs overall, which ranked third in all of minor league baseball...missed two months of the 2015 season with a knee and wrist injury but still hit 23 home runs in 80 games with Single-A Stockton...spent most of his first pro season at Beloit in 2014 but had a late season promotion to Midland and helped the RockHounds to the Texas League Championship...was rated by *Baseball America* as the A's fourth best prospect following the 2014 season and third best after 2015 and 2016.

2016 HIGHLIGHTS

Was named Texas League Player of the Year after batting .244 with 29 home runs and 83 RBI in 117 games with Double-A Midland...led the league in runs (78), home runs, slugging percentage (.521), extra base hits (59) and strikeouts (147), ranked second in RBI, tied for third in walks (59), tied for fourth in total bases (228) and 10th in doubles (26)...was named to the TL Mid-season and Postseason All-Star teams and was a *Baseball America* Double-A All-Star...was promoted to Triple-A Nashville in mid-August and hit .197 with seven home runs and 13 RBI in 18 games with the Sounds...

combined to hit .237 with 36 home runs and 96 RBI in 135 games...the home runs were third most in all of minor league baseball behind Dylan Cozens (40) and Rhys Hoskins (38) of the Phillies organization...also tied for fourth in the minors in extra base hits (68), ranked sixth in total bases (267) and tied for 10th in RBI...led the A's farm system in home runs, RBI, runs (92), extra base hits and total bases, ranked second in slugging (.519), third in walks (68), tied for sixth in triples (5) and 10th in hits (122) and doubles (27)...the 36 home runs tied for fourth most by an A's minor leaguer since the club moved to Oakland in 1968...had 15 home runs and 36 RBI in 68 games through June 20...then hit 21 home runs and drove in 60 runs over his final 67 contests...batted .282 (31-for-110) against left-handed pitching compared to .225 (91-for-404) against right-handers...24 of his 31 hits against lefties were for extra bases (11 doubles, three triples, 10 home runs)...slugged .709 against lefties, .468 against righties...with Midland, he hit .282 at home compared to .209 on the road...led TL third basemen in fielding (.971), total chances (342), putouts (87), assists (245) and double plays (41)...overall, he appeared in 118 games a third base and 10 at shortstop...committed 11 errors as a third baseman (.973 fielding percentage) and five as a shortstop (.911)...hit in every spot in the order from second through seventh and saw his most action with 57 games in the clean-up spot and 33 hitting fifth...was rated as the A's No. 3 prospect by *Baseball America* following the 2016 season.

MOST HOME RUNS, OAKLAND A'S MINOR LEAGUER

| | | |
|-----------|---|-------------|
| 39 | Chris Carter (Stockton) | 2008 |
| 39 | Adam Piatt (Vancouver/Midland) | 1999 |
| 37 | Matt Olson (Stockton) | 2014 |
| 36 | Matt Chapman (Nashville/Midland) | 2016 |
| 36 | Jacques Landry (Midland) | 2001 |
| 36 | Jose Canseco (Tacoma/Huntsville) | 1985 |

MINORS: Hit .143 with one home run and one RBI over his first nine games...then went 3-for-4 with two home runs and five RBI April 17 against Northwest Arkansas...it was his first of five multi-homer games...it began a 12-game stretch from April 17 to 29 where he batted .347 (17-for-49) with six home runs, 13 RBI and 15 runs scored...had a season-best eight-game hitting streak from May 12 to 20 (11-for-35, .314)...went 4-for-8 in a 15-inning game on May 17 against Frisco...also struck out four times

in that contests, his first of five four-strikeout games...had his second two-homer game of the season May 25 at Springfield...then went 4-for-50 (.080) with 29 strikeouts over his next 13 games...struck out 47 times in 109 at bats in the month of May...started at third base for the South Division All-Stars in the Texas League All-Star Game on June 28 at Springfield and went 0-for-2 with a walk...homered in three straight games from June 30 to July 2 and had five home runs and 17 RBI over a 12-game stretch from June 30 to July 11...then went 7-for-44 (.159) with three doubles and four RBI over his next 11 contests from July 13 to 23...most of that came on July 19 against Corpus Christi when he went 4-for-5 with three doubles and four RBI...his average stood at .225 at the conclusion of play July 23 but he went 25-for-73 (.342) with seven home runs and 22 RBI over his final 20 games with Midland...finished July with 27 RBI in 29 games...matched his season-high with an eight-game hitting streak from July 30 to Aug. 6...went 13-for-32 (.406) with five doubles a triple, two home runs and 10 RBI during the streak...capped the streak on Aug. 6 against Corpus Christi by hitting two home runs and driving in a season-high six runs...added another two-homer game four days later on the 10th at Tulsa...was named TL Player of the Week Aug. 15 after going 7-for-22 (.318) with three doubles, three home runs and eight RBI in six games during the week of Aug. 8-14...was promoted to Nashville Aug. 17 and went 2-for-21 (.095) with no home runs and two RBI over his first five games...then hit .236 (13-for-55) with seven home runs and 11 RBI over his final 13 contests...combined in the month of August for nine home runs and 24 RBI in 28 games...hit three home runs Sept. 3 at New Orleans and matched his season-high with four hits...went 2-for-14 (.143) with three walks in four postseason games for Nashville.

CAREER

2015—Spent the entire season at Single-A Stockton but appeared in just 80 games due to two stints on the disabled list...batted .250 with 23 home runs and 57 RBI...despite the limited playing time, he led the A's farm system in home runs and tied for seventh with 47 extra base hits...tied for seventh in the California League in home runs for the season but his 23 home runs were the most in the league from May 7 to Aug. 3 (between his two stints on the DL)...hit .259 against right-handed pitching compared to .215 against left-handers...clubbed 16 of his 23 home runs at home...batted .260 with runners in scoring position...appeared exclusively at third base on defense where he committed 19 errors in 77 games for a .922 fielding percentage...also batted .273 in three games at designated hitter...hit .262 with 15 home runs and 36 RBI in 45 games batting fourth...also hit fifth 26 times, sixth six times and third three times...began the season on the disabled list with a strained left knee and was reinstated May 7...hit .297 over a 28-game stretch from May 13 to June 13...connected for his lone two-homer game of the season May 31 against Lake Elsinore...had season highs in runs (3), hits (3) and doubles (2) June 13 at Rancho Cucamonga...had a season-high eight-game hitting streak from June 19 to 30 but had just one hit in each game (8-for-31, .258)...homered in three consecutive games from June 19-21...that included a season-high three RBI performance on the 19th against Bakersfield...had six home runs and 12 RBI over an 11-game stretch from June 19 to July 3...equaled his season high with three hits and three RBI July 12 against Elsinore...matched his season high with three runs July 15 at San Jose...had a season-high tying two doubles and three hits July 18 against Bakersfield...homered in three consecutive games for the second time July 18-20...that was part of a 19-game stretch from July 12 to Aug. 1 where he had nine home runs and 19 RBI...matched his season-high with three RBI July 25 at Lancaster...then had season highs in doubles (2) and hits (3) the next day to lift his average to a season-high .266...had his best month in July when he hit .280 with 10 doubles, a triple, 10 home runs and 22 RBI in 29 games...slugged .673...tied for the lead in all of minor league baseball in July home runs (Adam Duvall, Louisville) and tied for second in extra base hits (21)...drove in a season-high tying three-runs Aug. 1 at San Jose...was placed on the disabled list a second time Aug. 4 with a left wrist contusion...was reinstated Sept. 2 and went 0-for-11 over his final three games...was not on the Ports postseason roster...was rated as the A's third best prospect by *Baseball America* following the season.

2014—Spent most of his first professional season at Single-A Beloit of the Midwest League where he batted .237 with five home runs and 20 RBI in 50 games...also appeared in three games with the A's affiliate in the Arizona Rookie League and one with Double-A Midland and hit .246 in 54 games overall...batted .250 against left-handed pitchers compared to .245 against right-handers...hit .343 when leading off an inning...appeared exclusively at third base on defense where he committed 12 errors in 41 games for a .910 fielding percentage...also hit .306 with two of his five home runs in 12 games as the designated hitter...saw most of his playing time with 48 games batting third in the order...went 2-for-5 with a double in his professional debut with the A's affiliate in the Arizona Rookie League on June 20 against the Angels...went 6-for-14 (.429) with three two-hit games in three games before he was transferred

to Beloit June 23...hit his first professional home run June 29 against Kane County...was batting .267 with two home runs and eight RBI in 21 games with the Snappers when he was placed on the disabled list July 17 with a left hip contusion...was reinstated July 25 and hit .217 with three home runs and 12 RBI in 29 games following his return...hit his first career grand slam Aug. 22 against Quad Cities and had a season-high six RBI...was sent to Midland Sept. 1 and went 0-for-3 in his only game that day at Frisco...then batted .310 with two home runs and four RBI in eight postseason games to help the RockHounds to the Texas League Championship...was rated as the A's fourth best prospect by *Baseball America* following the season.

PERSONAL/MISCELLANEOUS

Matthew James Chapman was originally signed by A's scout Eric Martins...graduated from El Toro (CA) High School...attended Cal State Fullerton...was All-Big West Honorable Mention as a freshman, Second Team as a sophomore and First Team as a senior...was a *Baseball America* and Louisville Slugger Third-Team All-American as a junior.

LIFETIME PLAYING RECORD

| Year | Club | AVG. | G | AB | R | H | 2B | 3B | HR | RBI | SH | SF | HP | BB | SO | SB | CS | SLG | OBP | E |
|----------------------------|---------------|-------------|------------|-------------|------------|------------|-----------|-----------|-----------|------------|----------|----------|-----------|------------|------------|-----------|----------|-------------|-------------|-----------|
| 2014 | AZL Athletics | .429 | 3 | 14 | 1 | 6 | 1 | 1 | 0 | 0 | 0 | 0 | 0 | 1 | 1 | 0 | 0 | .643 | .467 | 1 |
| | Beloit | .237 | 50 | 190 | 22 | 45 | 8 | 3 | 5 | 20 | 0 | 0 | 5 | 7 | 46 | 2 | 1 | .389 | .282 | 11 |
| | Midland | .000 | 1 | 3 | 0 | 0 | 0 | 0 | 0 | 0 | 0 | 0 | 0 | 0 | 0 | 0 | 0 | .000 | .000 | 0 |
| 2015 | Stockton | .250 | 80 | 304 | 60 | 76 | 21 | 3 | 23 | 57 | 0 | 4 | 5 | 39 | 79 | 4 | 1 | .566 | .341 | 19 |
| 2016 | Midland | .244 | 117 | 438 | 78 | 107 | 26 | 4 | 29 | 83 | 0 | 4 | 3 | 59 | 147 | 7 | 4 | .521 | .335 | 15 |
| | Nashville | .197 | 18 | 76 | 14 | 15 | 1 | 1 | 7 | 13 | 0 | 0 | 0 | 9 | 26 | 0 | 0 | .513 | .282 | 1 |
| Minor League Totals | | .243 | 269 | 1025 | 175 | 249 | 57 | 12 | 64 | 173 | 0 | 8 | 13 | 115 | 299 | 13 | 6 | .509 | .325 | 47 |

CAREER TRANSACTIONS

2014 — Selected by the Oakland Athletics in the 1st round (25th selection overall) of the First-Year Player Draft.

COLISEUM FIRSTS

Game: April 17, 1968

Final Score: Baltimore 4, Oakland 1

Winning Pitcher: Dave McNally

Losing Pitcher: Lew Krausse

Attendance: 47,233

First Victory: April 18, 1968

Final Score: Oakland 4, Baltimore 3

Winning Pitcher: Paul Lindblad

Losing Pitcher: Gene Brabender

Batter: Curt Blefary, Baltimore
(walked by Lew Krausse)

A's Batter: Bert Campaneris (popped out to second baseman Davey Johnson)

Hit: Boog Powell (Home run off Lew Krausse, 2nd inning, Apr. 17)

A's Hit: Rick Monday (Home run off Dave McNally, 6th inning, Apr. 17)

Run: Boog Powell (Home run off Lew Krausse, 2nd inning, Apr. 17)

A's Run: Rick Monday (Home run off Dave McNally, 6th inning, Apr. 17)

Error: Bert Campaneris, SS (ball hit by Frank Robinson, 4th inning, Apr. 17)

Pinch Hit: Tony La Russa (single off Dave McNally, 9th inning, Apr. 17)

Relief Pitcher: Diego Segui (relieved Lew Krausse in 6th inning, Apr. 17)

**RIGHT-HANDED PITCHER****Height/Weight:** 5-10 / 190**Bats/Throws:** Right / Right**Birthdate:** December 10, 1992**Opening Day Age:** 24**Birthplace/Resides:** Montgomery, Alabama / Tallassee, Alabama**Major League Service:** None**Obtained:** Acquired from the Seattle Mariners for Evan Scribner, December 8, 2015**Contract Status:** First year of a one-year contract through 2017**NON-ROSTER INVITEE****CAREER HIGHLIGHTS**

Was originally selected by the Seattle Mariners in the 17th round of the 2014 draft and went 11-5 with a 2.90 ERA in 70 games in two seasons...was traded to the A's Dec. 8, 2015 for Evan Scribner and was 4-5 with a 3.07 ERA in 42 games in 2016...is 15-10 with 18 saves and a 2.97 ERA 961 er in 185.0 ip) in 112 career appearances over three professional seasons...did not allow a home run over his first two seasons (111.2) before allowing six in 73.1 innings in 2016...pitched in the Arizona Fall League in 2016...was an Appalachian League Postseason All-Star in 2014.

2016 HIGHLIGHTS

Spent his first season in the A's organization at Double-A Midland and went 4-5 with a 3.07 ERA in 42 relief appearances...had career highs in strikeouts (58), hits allowed (71) and hit batters (6) and matched his high in losses...did not save a game for the first time in three professional seasons...surrendered six home runs in 73.1 innings after allowing no home runs over his first two seasons (111.2 ip)...allowed a .259 opponents batting average, including .236 (43-for-182) by right-handed hitters compared to .304 (28-for-92) by left-handers...yielded five of his six home runs to righties...opponents hit .222 with runners in scoring position and two outs...had a 4.20 ERA in 22 games before the All-Star Break...then compiled a 1.65 ERA in 20 games after the break...tied for the Texas League lead in holds (9)...had two blown saves...allowed 2-of-6 (33.3%) inherited runners to score...had a 2.48 ERA in 23 games at home, a 3.78 ERA in 19 contests on the road...did not allow a run in the ninth inning (6.0 ip)...surrendered 10 of his 31 runs in extra innings (13.50 ERA)...had a 2.57 ERA over the first innings...tossed at least one inning in 39 of his 42 appearances, including two or more 26 times...did not allow a run over his first four games (8.0 ip)...then yielded a season-high four runs in 1.0 inning April 23 at San Antonio...surrendered the first home run of his career in that game a grand slam by Nick Torres with two outs in the seventh inning...it snapped a career-opening 74-game, 119.2-inning, 488-batters faced homerless streak...allowed five home runs over a six-game stretch from April 23 to May 12 (12.2 ip)...then went 29 games and 46.2 innings from May 14 to Aug. 28 before allowing his next home run...yielded 23 of his 31 runs for the season over an 11-game stretch from April 23 to May 25 (8.38 ERA)...then compiled a 1.37 ERA over his final 27 contests...tossed a season-high 3.0 scoreless innings and walked a season-high two batters in back-to-back outings on April 26 at Corpus Christi and May 1 against San Antonio...had five games of 3.0 innings and six games with two walks...allowed a season-high five hits in back-to-back games May 8 at Frisco and May 12 at San Antonio...matched his season-high for runs in the latter contest...allowed four unearned run May 17 at Frisco...went 3-0 with a 0.36 ERA and .183 opponents batting average over a 13-game stretch from May 31 to July 20...had a 12.1-inning scoreless streak from May 31 to June 23, allowed a run in his second inning of work on June 23 against San Antonio, and then had an 11.1 inning scoreless streak from June 30 to July 20...compiled a 0.73 ERA in seven games in June and then posted a 0.77 ERA in eight games in July...matched his season-high with three strikeouts Aug. 5 against Corpus Christi (third time)...made four postseason appearances for the TL Champion RockHounds and compiled a 2.70 ERA (6.2 ip, 5 h, 2 r, 2 er, 3 so)...pitched for Mesa in the Arizona Fall League following the season and logged a 1.84 ERA in 10 relief appearances.

CAREER

2015—Began the season at Single-A Bakersfield and made his only career start May 10 for Triple-A Tacoma before joining Double-A Jackson May 12 where he spent most of the season...combined with all three clubs for a 6-4 record, six saves and a 4.18 ERA in 45 games overall...did not allow a home run

in 75.1 innings...struck out 51 and walked a career-high 37...also had career highs in wins, games, innings pitched and runs allowed (44)...allowed a .255 batting average, including .244 against left-handed hitters compared to .263 against right-handers...issued 24 of his 37 walks to lefties...held opponents to a .203 batting average when leading off an inning...yielded a .169 batting average with the bases empty, .343 with runners on...opponents hit .310 with runners in scoring position...converted 6-of-10 (60.0%) save opportunities...allowed 8-of-31 (25.8%) inherited runners to score...combined for a 6.16 ERA in the seventh and eighth innings...had a 2.21 ERA from the ninth inning on...committed five errors in 13 total chances with Jackson (.615 fielding percentage) and tied for the lead among Southern League pitchers in errors...tossed at least one inning in 41 of his 45 appearances...had 18 outings of two or more innings...went 2-1 with two saves and a 1.37 ERA in 10 relief appearances with Bakersfield...struck out a season-high five batters in a season-high 3.1 scoreless and hitless innings in his first outing of the season April 10 against Rancho Cucamonga...was transferred to Tacoma May 9, started and had a no decision at Fresno May 10 (2.2 ip, 3 h, 3 r, 0 er, 2 bb, 3 so) and was sent to Jackson May 12...was 4-3 with four saves and a 5.43 ERA in 34 relief appearances with the Generals...was credited with the win in each of his first three Double-A appearances from May 14 to 20...all four of his Double-A saves came over a six-game stretch from June 11 to 29...stranded each of his first seven inherited runners with Jackson through May 26 after stranding all five of his inherited runners at Bakersfield to start the season...posted a 2.31 ERA in nine games in June and then logged a 2.57 ERA in nine appearances in August.

2014—Began his professional career with Pulaski of the Rookie Appalachian League and earned AL Postseason All-Star honors after going 3-0 with eight saves and a 0.35 ERA in 18 relief appearances...tied for third in the AL in saves...was transferred to Short-Season Single-A Everett of the Northwest League Aug. 14 and was 2-0 with four saves and a 0.00 ERA in seven relief appearances with the Aqua-Sox...combined for a 5-0 record, 12 saves, a 0.25 ERA and .172 opponents batting average in 25 games overall...tied for second in the Mariners farm system in saves...struck out 44 and walked just seven in 36.1 innings...did not surrender a home run...allowed a .169 batting average against right-handed hitters compared to .176 against left-handers...opponents were 4-for-43 (.094) with runners in scoring position, including 1-for-20 (.050) with RISP and two outs...converted 12-of-13 (92.3%) save opportunities, including each of his first 11...allowed 4-of-13 (30.8%) inherited runners to score...picked up the win in his pro debut June 19 against Burlington (2.0 ip, 1 h, 2 so)...began his career with a 15.2-inning scoreless streak and did not allow an earned run over his first 24.2 innings...finished the season with a 10.2-inning scoreless streak...was credited with the win in the only game in which he blew the save, Aug. 28 at Boise (2.1 ip, 2 h, 1 bb, 3 so).

PERSONAL/MISCELLANEOUS

Eric Trey Cochran-Gill was originally signed by Mariners scout Dustin Evans...graduated from Tallahassee High School (AL) in 2011...played collegiately at Auburn.

LIFETIME PITCHING RECORD

| Year | Club | W | L | ERA | G | GS | CG | SHO | SV | IP | H | R | ER | HR | HB | BB | IBB | SO | WP | BK |
|----------------------------|-------------|-----------|-----------|-------------|------------|----------|----------|----------|-----------|--------------|------------|-----------|-----------|----------|-----------|-----------|----------|------------|----------|----------|
| 2014 | Pulaski | 3 | 0 | 0.35 | 18 | 0 | 0 | 0 | 8 | 25.2 | 14 | 2 | 1 | 0 | 1 | 3 | 0 | 33 | 1 | 0 |
| | Everett | 2 | 0 | 0.00 | 7 | 0 | 0 | 0 | 4 | 10.2 | 8 | 0 | 0 | 0 | 1 | 4 | 1 | 11 | 0 | 0 |
| 2015 | Bakersfield | 2 | 1 | 1.37 | 10 | 0 | 0 | 0 | 2 | 19.2 | 8 | 3 | 3 | 0 | 1 | 3 | 0 | 18 | 0 | 0 |
| | Tacoma | 0 | 1 | 0.00 | 1 | 1 | 0 | 0 | 0 | 2.2 | 3 | 3 | 0 | 0 | 0 | 2 | 0 | 3 | 0 | 0 |
| | Jackson | 4 | 3 | 5.43 | 34 | 0 | 0 | 0 | 4 | 53.0 | 59 | 38 | 32 | 0 | 2 | 32 | 3 | 30 | 1 | 0 |
| 2016 | Midland | 4 | 5 | 3.07 | 42 | 0 | 0 | 0 | 0 | 73.1 | 71 | 31 | 25 | 6 | 6 | 25 | 3 | 58 | 1 | 0 |
| Minor League Totals | | 15 | 10 | 2.97 | 112 | 1 | 0 | 0 | 18 | 185.0 | 163 | 77 | 61 | 6 | 11 | 69 | 7 | 153 | 3 | 0 |

CAREER TRANSACTIONS

2014 — Selected by the Seattle Mariners organization in the 17th round of the First-Year Player Draft. **2015** — Traded to the Oakland Athletics for pitcher Evan Scribner, December 8.



RIGHT-HANDED PITCHER

Height/Weight: 5-11 / 195

Bats/Throws: Right / Right

Birthdate: January 19, 1992

Opening Day Age: 25

Birthplace/Resides: St. Thomas, Virgin Islands / Commerce Township, Michigan

Major League Service: 26 days

Obtained: Acquired from the Los Angeles Dodgers with Frankie Montas and minor leaguer Grant Holmes for Rich Hill and Josh Reddick, Aug. 1, 2016

Contract Status: First year of a one-year contract through 2017

CAREER HIGHLIGHTS

Was one of three players acquired by Oakland from the Los Angeles Dodgers for Rich Hill and Josh Reddick at the 2016 trading deadline and went 2-0 with a 2.15 ERA and .185 opponents batting average in five starts with the A's in his Major League debut in September...is 26-25 with a 3.68 ERA in 100 career minor league appearances, including 65 starts...has 499 strikeouts in 447.0 innings (10.05 per nine innings)...was rated as the Dodgers ninth best prospect by *Baseball America* prior to the 2016 season and the A's fourth best prospect prior to 2017...led the Pacific Coast League in strikeouts (155) in 2016...came within one out of a perfect game Aug. 9, 2016 at Round Rock...pitched for Glendale in the Arizona Fall League following the 2015 season...was a Midseason Midwest League All-Star in 2013...was selected by the Los Angeles Dodgers in the 20th round of the 2012 draft.

2016 HIGHLIGHTS

Was one of three players acquired from the Los Angeles Dodgers for Rich Hill and Josh Reddick at the trading deadline and made his Major League debut with Oakland in September...went 2-0 with a 2.15 ERA and .185 opponents batting average in five starts with the A's...walked just four batters in 29.1 innings, an average of 1.23 per nine innings, and had a .214 opponents on-base percentage...struck out 23 for a strikeout-to-walk ratio of 5.75...yielded a .324 slugging percentage...his opponents batting average included a .146 (7-for-48) mark against left-handed hitters compared to .217 (13-for-60) against right-handers...issued all four of his walks to lefties...surrendered three of his four home runs to righties for a .400 slugging percentage (lefties slugged .229)...three of the four home runs were solo shots...three came after his 60th pitch in a game...yielded a .167 average with runners in scoring position and .132 with two strikes...opponents hit .163 the first two times through the lineup, .273 after that...did not allow a run in the first inning (5.0 ip) and yielded just one hit (.063 batting average)...had a 0.90 ERA over innings one through four, a 4.82 ERA from the fifth inning on...the A's were 4-1 (.800) in his starting assignments...walked one batter or fewer in four of his five starts (walked two in the other), allowed one earned run or fewer four times and three hits or fewer three times...was rated as the A's No. 4 prospect by *Baseball America* following the 2016 season...was recalled from Nashville Sept. 7 and made his ML debut that day against Los Angeles (AL) in Oakland...allowed a run on two hits in 6.1 innings and picked up his first big league win in a 4-1 decision...became the 16th pitcher in Oakland history to win his debut...is the first Athletics pitcher with more than six innings and two hits or fewer in his debut since Porter Vaughan on June 16, 1940 (7.0 ip, 2 h)...retired the side in order in each of the first three innings to become the fourth pitcher in Oakland history to retire at least each of the first nine batters he faced in his career (12, Jay Marshall in 2007; 9, Billy Taylor in 1994; 9, Dave Beard in 1980)...struck out Kaleb Cowart to end the second inning for his first strikeout...also allowed one earned run in each of his next three starts...since the earned run became an official stat in 1913, he is the first Athletic to start his career with four consecutive games of five innings or more and one earned run or fewer...was one of two Major Leaguers to do it in 2016 (Maeda, LAD)...left with a 2-1 lead in his third start Sept. 19 against Houston but the bullpen allowed a run in the eighth for the blown save in a game the A's would lose 4-2...yielded one run in a career-high 7.0 innings in a 7-1 win on Sept. 25 against Texas to improve to 2-0.

MINORS: Began the season at Triple-A Oklahoma City in the Los Angeles Dodgers organization and went 8-5 with a 4.90 ERA in 22 games, including 16 starts...was assigned to Triple-A Nashville following the trade and went 3-1 with a 2.82 ERA in six starts with the Sounds...combined with both clubs for an 11-6 record and a 4.31 ERA in 28 games, 22 starts...led the Pacific Coast League, ranked second in

Triple-A and tied for 12th in all of minor league baseball with a career-high 155 strikeouts...also led the PCL in opponents batting average (.214), tied for the league lead in shutouts (2), tied for second in complete games (2) and tied for 10th in wins (11)...surrendered 20 home runs, which tied for fourth most... had career highs in wins, games, starts, complete games, shutouts, strikeouts, inning pitched (135.2), runs (71), earned runs (65), home runs (20) and walks (39)...allowed a .214 opponents batting average, including .192 (38-for-198) against left-handed hitters compared to .229 (70-for-306) against right-handers...surrendered 16 of his 20 home runs to righties for a .444 slugging percentage (lefties slugged .313)...13 of his home runs were solo shots...yielded a .198 batting average and .239 on-base percentage to batters leading off an inning...opponents hit .310 with runners in scoring position with Oklahoma City, .208 with Nashville...compiled a 10-4 record and a 3.94 ERA in his 22 starts...was 1-2 with a 9.00 ERA in six relief appearances and allowed his only inherited runner to score...went 9-4 with a 3.27 ERA in 21 games at night, 2-2 with a 7.84 ERA in seven games during the day...hit .150 (3-for-20) with a run, triple, three RBI, a walk and eight strikeouts with Oklahoma City...his teams were 12-10 (.545) in his starting assignments, including 5-1 with Nashville...tossed six innings or fewer in 18 of his 22 starts...walked two batters or fewer in 16 starts...had more strikeouts than innings pitched 15 times...yielded a season-high seven runs in his second start April 13, an 8-1 loss to Memphis...tossed a complete game shutout in a five-inning rain-shortened 4-0 win over Memphis April 19...allowed two hits and one walk while striking out six...also picked up the win in his next start on April 24 at Iowa to improve to 2-1 with a 5.49 ERA...then pitched in relief in each of his next six appearances from April 29 to May 15 (1-2, 9.00 ERA)...returned to the starting rotation for good on May 23 at Fresno and went 3-0 with a 2.57 ERA and .144 opponents batting average over his first five starts following his return...was named Pacific Coast League Pitcher of the Week for the week of May 23-29 after going 1-0 with a 1.80 ERA in two starts...surrendered just four hits in 10.0 innings and struck out 15...including 10 strikeouts in the game at Fresno, his first of two 10-strikeout games...went 2-for-2 with a triple and RBI in the game at Sacramento...logged a 2-2 record and a 5.22 ERA over his final seven starts with Oklahoma City from June 20 to July 28...was the winning pitcher for the World team in the Futures Game on July 10 at San Diego...entered the game in the seventh inning with two outs and the United States leading 3-2...retired the only batter he faced and the World scored twice in the eighth and seven times in the ninth for an 11-3 win...was traded to the A's with Grant Holmes and Frankie Montas for Rich Hill and Josh Reddick on Aug. 1 and was assigned to Nashville...picked up the win in his first start with the Sounds on Aug. 4 at Colorado Springs allowing one run in 6.0 innings in a 5-4 win...came within one out of a perfect game in his next start on Aug. 9, a 3-0 win at Round Rock...retired each of the first 26 batters he faced before allowing a two-out triple to Doug Bernier in the bottom of the ninth...then struck out Drew Robinson for his season-high 12th strikeout of the game...was named PCL Pitcher of the Week for the second time Aug. 14...went 0-1 with a 7.59 ERA over his next two starts and 1-0 with a 1.42 ERA over his final two starts before his promotion to Oakland.

CAREER

2015—Posted a combined 6-2 record with a 2.45 ERA and .223 opponents batting average in 21 games, including 11 starts, for Triple-A Oklahoma City, Double-A Tulsa, Single-A Rancho Cucamonga and Single-A Great Lakes...struck out 114 batters in 95.2 innings...his opponents batting average included a .204 mark against right-handed hitters compared to .248 against left-handers...yielded a .213 average with runners in scoring position, including .176 with RISP and two outs...began the season on the disabled list with a fractured left wrist...was reinstated May 26 and was sent to Great Lakes...appeared in one game for the Loons before being promoted on May 31 to Single-A Rancho Cucamonga...promoted to Tulsa June 21 where he spent the majority of the season...went 5-2 with a 2.30 ERA and a 1.12 WHIP in 11 games, eight starts, for the Drillers...averaged better than a strikeout per inning at Double-A with 71 strikeouts against 21 walks in 62.2 innings...named Texas League Player of the Week for the period June 29-July 5...earned a promotion to Oklahoma City Aug. 22 and finished the season by appearing in five games with the OKC Dodgers...following the season, pitched for the Glendale Desert Dogs in the Arizona Fall League and posted a 3.77 ERA in five starts, while striking out 17 in 14.1 innings...added to the Dodgers 40-man roster on Nov. 21...was rated as the Dodgers ninth best prospect by *Baseball America*.

2014—Appeared in 25 games, including 20 starts, for Single-A Rancho Cucamonga, going 6-10 with a 4.05 ERA...ranked second in the California League with 138 strikeouts and a .239 opponents batting average and was seventh in ERA...averaged 9.8 strikeouts per nine innings and had a 4.06 strikeout-to-walk ratio (34 bb)...allowed a .239 opponents batting average, including .230 against left-handed

hitters and .245 against right-handers...was named Cal League Pitcher of the Week July 28 after tossing 7.0 scoreless innings and allowing just one hit in a 7-1 win at Bakersfield July 22...then pitched a complete game shutout in his next start on July 29 against the Padres' Single-A Lake Elsinore, allowing just two hits and striking out 11...ended the season on the disabled list for the third consecutive year as he was placed on the DL Aug. 27 with a fractured right ankle.

2013—Combined to post a 4.01 ERA and limited the opposition to a .222 batting average, while going 2-7 in 21 games, 11 starts, with Single-A Great Lakes, Single-A Rancho Cucamonga and Double-A Chattanooga...recorded a 3.13 strikeout-to-walk ratio, striking out 72 against just 23 walks in 74.0 innings...opened the season with Great Lakes and was promoted to Chattanooga June 9...transferred to Rancho Cucamonga July 18...honored as a 2013 Midseason Midwest League All-Star, posting a 3.55 ERA and a 1.01 WHIP, along with 58 strikeouts against just 17 walks in 11 games, nine starts...surrendered only four home runs in 74.0 combined innings...was on the Rancho Cucamonga disabled list from Aug. 6 through the end of the season with a fractured right elbow.

2012—Started his professional career with Rookie-level Ogden, going 1-0 with a 1.20 ERA and limiting batters to a .180 average in five games, including one start...struck out 20 batters against just three walks in 15.0 innings...did not pitch after Aug. 15 due to an inflamed right elbow.

PERSONAL/MISCELLANEOUS

Jharel Leandre Cotton was originally signed by Dodgers scout Clair Rierson...played two years of JUCO ball at Miami Dade College from 2010-11 before transferring to East Carolina University for his junior season...his brother, Jamaine, pitched in the Houston Astros organization from 2010-14...was born on St. Thomas (American Virgin Islands) and lived on Tortola (British Virgin Island) until he was 12 when he moved to St. Thomas...is the fourth pitcher in Major League history born in the Virgin Islands and just the second to pitch in more than one game (Al McBean, 1961-70)...is the 14th player born in the Virgin Islands in ML history, the third Athletic (Jose Morales, 1973; Jerry Browne, 1992-93).

LIFETIME PITCHING RECORD

| Year | Club | W | L | ERA | G | GS | CG | SHO | SV | IP | H | R | ER | HR | HB | BB | IBB | SO | WP | BK |
|----------------------------|------------------|-----------|-----------|-------------|------------|-----------|----------|----------|----------|--------------|------------|------------|------------|-----------|----------|------------|----------|------------|-----------|----------|
| 2012 | Ogden | 1 | 0 | 1.20 | 5 | 1 | 0 | 0 | 0 | 15.0 | 9 | 2 | 2 | 0 | 0 | 3 | 0 | 20 | 1 | 0 |
| 2013 | Great Lakes | 2 | 5 | 3.55 | 11 | 9 | 1 | 1 | 0 | 58.1 | 42 | 23 | 4 | 1 | 17 | 1 | 58 | 4 | 0 | |
| | Chattanooga | 0 | 2 | 8.10 | 8 | 0 | 0 | 0 | 0 | 10.0 | 15 | 12 | 9 | 0 | 0 | 3 | 0 | 11 | 1 | 0 |
| | Rancho Cucamonga | 0 | 0 | 1.59 | 2 | 2 | 0 | 0 | 0 | 5.2 | 4 | 1 | 1 | 0 | 0 | 3 | 0 | 3 | 0 | 0 |
| 2014 | Rancho Cucamonga | 6 | 10 | 4.05 | 25 | 20 | 1 | 1 | 0 | 126.2 | 113 | 70 | 57 | 18 | 1 | 34 | 0 | 138 | 5 | 0 |
| 2015 | Great Lakes | 0 | 0 | 5.40 | 1 | 1 | 0 | 0 | 0 | 3.1 | 4 | 2 | 2 | 0 | 0 | 1 | 0 | 6 | 0 | 0 |
| | Rancho Cucamonga | 1 | 0 | 1.61 | 4 | 2 | 0 | 0 | 0 | 22.1 | 14 | 4 | 4 | 1 | 0 | 7 | 0 | 28 | 2 | 0 |
| | Tulsa | 5 | 2 | 2.30 | 11 | 8 | 0 | 0 | 0 | 62.2 | 49 | 18 | 16 | 4 | 0 | 21 | 0 | 71 | 3 | 0 |
| | Oklahoma City | 0 | 0 | 4.91 | 5 | 0 | 0 | 0 | 0 | 7.1 | 9 | 4 | 4 | 0 | 0 | 2 | 0 | 9 | 3 | 0 |
| 2016 | Oklahoma City | 8 | 5 | 4.90 | 22 | 16 | 1 | 1 | 0 | 97.1 | 80 | 59 | 53 | 17 | 0 | 32 | 0 | 119 | 10 | 0 |
| | Nashville | 3 | 1 | 2.82 | 6 | 6 | 1 | 1 | 0 | 38.1 | 28 | 12 | 12 | 3 | 0 | 7 | 1 | 36 | 2 | 0 |
| | OAKLAND | 2 | 0 | 2.15 | 5 | 5 | 0 | 0 | 0 | 29.1 | 20 | 10 | 7 | 4 | 0 | 4 | 0 | 23 | 1 | 0 |
| ML Totals | | 2 | 0 | 2.15 | 5 | 5 | 0 | 0 | 0 | 29.1 | 20 | 10 | 7 | 4 | 0 | 4 | 0 | 23 | 1 | 0 |
| Minor League Totals | | 26 | 25 | 3.68 | 100 | 65 | 4 | 4 | 0 | 447.0 | 367 | 207 | 183 | 47 | 2 | 130 | 2 | 499 | 31 | 0 |

CAREER TRANSACTIONS

2011 — Selected by the New York Mets in the 28th round of the First-Year Player Draft; did not sign. **2012** — Selected by the Los Angeles Dodgers in the 20th round of the First-Year Player Draft. **2016** — Traded to the Oakland Athletics with pitcher Frankie Montas and minor league pitcher Grant Holmes for pitcher Rich Hill and outfielder Josh Reddick, August 1.

VS. THE AMERICAN LEAGUE

| 2016 | | CAREER | | | | | | | | | | | | |
|------|---|--------|---|---|-----|----|-------------|------|---|---|---|---|-----|----|
| ERA | W | L | S | G | IP | ER | vs. TEAM | ERA | W | L | S | G | IP | ER |
| 1.50 | 0 | 0 | 0 | 1 | 6.0 | 1 | Houston | 1.50 | 0 | 0 | 0 | 1 | 6.0 | 1 |
| 1.59 | 0 | 0 | 0 | 1 | 5.2 | 1 | Kansas City | 1.59 | 0 | 0 | 0 | 1 | 5.2 | 1 |
| 1.42 | 1 | 0 | 0 | 1 | 6.1 | 1 | Los Angeles | 1.42 | 1 | 0 | 0 | 1 | 6.1 | 1 |
| 6.23 | 0 | 0 | 0 | 1 | 4.1 | 3 | Seattle | 6.23 | 0 | 0 | 0 | 1 | 4.1 | 3 |
| 1.29 | 1 | 0 | 0 | 1 | 7.0 | 1 | Texas | 1.29 | 1 | 0 | 0 | 1 | 7.0 | 1 |

MONTHLY BREAKDOWN

| 2016 | | CAREER | | | | | | | | | | | | |
|------|---|--------|---|---|------|----|-----------|------|---|---|---|---|------|----|
| ERA | W | L | S | G | IP | ER | by MONTH | ERA | W | L | S | G | IP | ER |
| 1.44 | 2 | 0 | 0 | 4 | 25.0 | 4 | September | 1.44 | 2 | 0 | 0 | 4 | 25.0 | 4 |
| 6.23 | 0 | 0 | 0 | 1 | 4.1 | 3 | October | 6.23 | 0 | 0 | 0 | 1 | 4.1 | 3 |

PITCHING BREAKDOWN

| 2016 | | CAREER | | | | | | | | | | | | |
|------|---|--------|---|---|------|----|-------------|------|---|---|---|---|------|----|
| ERA | W | L | S | G | IP | ER | by CATEGORY | ERA | W | L | S | G | IP | ER |
| 1.40 | 2 | 0 | 0 | 3 | 19.1 | 3 | Home | 1.40 | 2 | 0 | 0 | 3 | 19.1 | 3 |
| 3.60 | 0 | 0 | 0 | 2 | 10.0 | 4 | Away | 3.60 | 0 | 0 | 0 | 2 | 10.0 | 4 |
| 1.35 | 2 | 0 | 0 | 2 | 13.1 | 2 | Day | 1.35 | 2 | 0 | 0 | 2 | 13.1 | 2 |
| 2.81 | 0 | 0 | 0 | 3 | 16.0 | 5 | Night | 2.81 | 0 | 0 | 0 | 3 | 16.0 | 5 |
| — | 0 | 0 | 0 | 0 | 0.0 | 0 | Pre-ASG | — | 0 | 0 | 0 | 0 | 0.0 | 0 |
| 2.15 | 2 | 0 | 0 | 5 | 29.1 | 7 | Post-ASG | 2.15 | 2 | 0 | 0 | 5 | 29.1 | 7 |
| 2.15 | 2 | 0 | 0 | 5 | 29.1 | 7 | Starter | 2.15 | 2 | 0 | 0 | 5 | 29.1 | 7 |
| — | 0 | 0 | 0 | 0 | 0.0 | 0 | Reliever | — | 0 | 0 | 0 | 0 | 0.0 | 0 |

COTTON'S 2016 STARTS

| Date | Opponent | Score | Dec | ERA | IP | H | R | ER | BB | SO | HR | #PIT |
|----------|------------------|-------|-----|------|-----|---|---|----|----|----|----|------|
| Sept. 7 | Los Angeles (AL) | 4-1 | W | 1.42 | 6.1 | 2 | 1 | 1 | 2 | 3 | 1 | 102 |
| Sept. 13 | at Kansas City | 5-4 | — | 1.50 | 5.2 | 7 | 3 | 1 | 1 | 2 | 0 | 103 |
| Sept. 19 | Houston | 2-4 | — | 1.50 | 6.0 | 2 | 1 | 1 | 0 | 6 | 1 | 75 |
| Sept. 25 | Texas | 7-1 | W | 1.44 | 7.0 | 3 | 1 | 1 | 0 | 5 | 1 | 70 |
| Oct. 1 | at Seattle | 9-8 | — | 2.15 | 4.1 | 6 | 4 | 3 | 1 | 7 | 1 | 91 |

BALLPARK BREAKDOWN

| | ERA | W | L | S | G | IP | ER |
|------------------|------|---|---|---|---|------|----|
| Kauffman Stadium | 1.59 | 0 | 0 | 0 | 1 | 5.2 | 1 |
| Oakland Coliseum | 1.40 | 2 | 0 | 0 | 3 | 19.1 | 3 |
| Safeco Field | 6.23 | 0 | 0 | 0 | 1 | 4.1 | 3 |

FIELDING STATISTICS

Pitcher

| Year | Pct. | G | PO | A | E | TC | DP |
|---------------|--------------|----------|----------|----------|----------|----------|----------|
| 2016 | 1.000 | 5 | 1 | 1 | 0 | 2 | 1 |
| Totals | 1.000 | 5 | 1 | 1 | 0 | 2 | 1 |

COTTON'S CAREER BESTS

Low Hit Complete Game: None
Innings Pitched: 7.0, September 25, 2016 vs. Texas
Strikeouts: 7, October 1, 2016 at Seattle
Pitches: 103, September 13, 2016 at Kansas City
Longest Winning Streak: 2, September 7, 2016 to present
Longest Losing Streak: None
Longest Scoreless Streak: 10.0, September 19 to 25, 2016

**LEFT-HANDED PITCHER****Height/Weight:** 5-10 / 190**Bats/Throws:** Left / Left**Birthdate:** October 26, 1989**Opening Day Age:** 27**Birthplace/Resides:** St. Louis, Missouri / Scottsdale, Arizona**Major League Service:** 149 days**Obtained:** Acquired from the Los Angeles Dodgers for cash, September 10, 2015**Contract Status:** First year of a one-year contract through 2017**CAREER HIGHLIGHTS**

Pitched in 35 games for Oakland in 2016 after combined for 19 games with the A's and Dodgers in his first two seasons in the majors...is 3-1 with a 4.76 ERA in 54 career relief appearances...is also 10-4 with nine saves and a 3.14 ERA (78 er in 223.2 ip) in 184 career relief appearances in five seasons in the minors...has struck out 290 batters in 223.2 innings (11.67 per nine innings) but has also walked 123 (4.95 per nine innings)...has a .206 (35-for-149) opponents batting average...pitched in the Arizona Fall League in 2014...was selected by the Dodgers in the 25th round of the 2012 draft

2016 HIGHLIGHTS

Was 3-1 with a 4.53 ERA and .216 opponents batting average in 35 games over five stints with the A's...had just 19 career appearances over his first two seasons in the majors...struck out 54 batters in 47.2 innings (10.20 per nine innings) and now has 69 strikeouts in 68.0 career innings (9.13 per nine innings)...his opponents average included a .208 (20-for-96) mark by right-handed hitters compared to .227 (17-for-75) by left-handers...allowed five of his six home runs and issued 14 of his 17 walks to righties...had a .557 OPS against lefties, .692 against righties...his career OPS splits are .574 against lefties, .749 against righties...first batters faced hit .156 with two walks (.200 on-base percentage) and a double (.188 slugging percentage)...has a .163 (8-for-49) average against first batters in his career...allowed 3-of-12 (25.0%) inherited runners to score...had a .255 opponents average over his first 15 pitches in a game, .148 after that...opponents hit .317 with runners in scoring position and he has a .329 (23-for-70) opponents average with RISP in his career...had a 6.49 ERA and .265 opponents batting average in 19 games in Oakland compared to a 2.11 ERA and .145 opponents average in 16 contests on the road...now has a 6.52 ERA (21 er in 29.0 ip) in 22 career appearances in the Coliseum...allowed a .116 batting average with two strikes and a .143 average with two outs...the opponents number three hitter was 1-for-15 (.067)...combined for an 8.50 ERA in the fifth and sixth innings...had a 1.69 ERA in the seventh through ninth innings...compiled a 1.80 ERA in six interleague appearances and now has a 1.74 ERA (2 er in 10.1 ip) in seven career interleague outings.

OAKLAND: Was selected from Nashville May 10 and made his only appearance during his first stint that day at Boston, allowing three runs in 2.0 innings...was optioned back to the Sounds the next day but returned to Oakland May 22...had two scoreless and hitless appearances (3.2 ip) before he was sent down May 25...was called back for his third stint June 4 and logged a 4.50 ERA in seven appearances...was credited with his first Major League win June 13 against Texas, despite allowing two runs on three hits in 1.2 innings...relieved starting pitcher Sean Manaea with one out in the fifth inning and the A's leading 10-2...was optioned to Nashville June 21 but was recalled again June 30...pitched three times in four days and had a 4.15 ERA before he was sent to the Sounds July 4...was charged with the first and only loss of his career July 2 against Pittsburgh when he allowed two runs on a career-high four hits in the 10th inning in the A's 4-2 loss...had a career-high 6.0-inning scoreless streak from July 3 to 31...was called up for the final time July 19 and spent the remainder of the season with the A's...compiled a 4.55 ERA in 22 appearances...logged a career-high 3.0 scoreless and hitless innings Aug. 5 against Chicago (NL) and also tossed a career-high 46 pitches...that dropped his ERA to 3.33 over his first 18 games...then allowed seven runs over his next two appearances, including Aug. 11 against Baltimore when he surrendered a career-high four runs in an inning of work...had a 9.00 ERA over a nine-game stretch from Aug. 11 to Sept. 9...however, had a career-high tying 6.0-inning scoreless streak from Aug. 17 to Sept. 2...matched his career highs in runs (4) and hits (4) in 0.2 innings Sept. 2 against Boston...also allowed a run in each of his next two contests, but then allowed just one run over his final eight

games beginning Sept. 12 (1.17 ERA)...struck out a career-high five batters in 2.0 perfect innings of relief Sept. 12 at Kansas City.

NASHVILLE: Had no decisions, a 1.08 ERA and .200 opponents batting average in 20 relief appearances for Triple-A Nashville...did not allow a home run in 25.0 innings and struck out 35 (12.6 per nine innings)...walked six for a strikeout-to-walk ratio of 5.83...allowed a .179 (7-for-39) batting average against left-handed hitters compared to .216 (11-for-51) against right-handers...opponents hit .271 with the bases empty, .119 with runners on...allowed a .111 average with runners in scoring position...yielded a .143 batting average and on-base percentage to batters leading off an inning...compiled a 0.68 ERA in 11 games at home and a 0.92 ERA in 16 outings at night...allowed 3-of-15 (20.0%) inherited runners to score...tossed at least one inning in 17 of his 20 games...allowed one run or fewer in each of his appearances, including no runs 16 times...never walked more than one batter in an outing...tossed a season-high 2.2 innings April 24 against New Orleans...did not allow a run in 10 consecutive Triple-A appearances from April 28 to June 2 (10.2 ip)...had a 0.64 ERA in 11 games when the A's called for the first time on May 10...struck out a season-high five batters in 2.0 scoreless innings at Salt Lake May 27...lowered his overall ERA to 0.45 before he joined Oakland for the third time June 4...then allowed a run in each of his two outings following his June 21 option before the A's called again June 30...tossed a scoreless innings of relief in each of his final two appearances on July 7 against New Orleans and July 14 at El Paso.

CAREER

2015—Began the season in the Los Angeles (NL) organization and logged a 7.56 ERA in five games over five stints with the Dodgers...was traded to Oakland Sept. 10 for cash and compiled a 3.52 ERA in nine games with the A's...had no decisions and a 5.63 ERA in 14 relief appearances overall...did not allow a home run in 16.0 innings in the majors and surrendered just one in 41.1 minor league innings...yielded a .270 opponents batting average, including .200 against left-handed hitters compared to .333 against right-handers...issued nine walks for a .361 opponents on-base percentage...seven of the 17 hits he allowed were doubles...opponents batted .333 with runners in scoring position...allowed just 1-of-8 (12.5%) inherited runners to score and first batters faced were 2-for-13 (.154) with a walk (.214 on-base percentage)...yielded at least one run in each of his five outings with the Dodgers...did not allow a run in seven of his nine appearances with the A's...pitched just twice over his first three stints with Los Angeles: May 4-5, May 14 and June 2-4...did not pitch on May 14...appeared in two games during his fourth stint from June 18 to 21...struck out in his first Major League at bat June 21 against San Francisco...was recalled by Los Angeles the final time July 5, pitched that day against the Mets and was optioned following the game...was designated for assignment Sept. 6 and traded to the A's for cash Sept. 10...did not allow a run in his first three appearances with Oakland...spent the balance of the season at Triple-A Oklahoma City in the Dodgers farm system where he went 3-1 with a save and a 3.27 ERA in 38 relief appearances...allowed a .235 opponents batting average, including .204 against right-handed hitters compared to .304 against left-handers...had a 1.15 ERA over his first 13 games through May 28, allowed seven runs in his next three outings from June 8 to 17 (21.00 ERA) and then logged a 1.99 ERA over his final 22 appearances beginning June 26...compiled a 4.50 ERA at home, 2.31 on the road...allowed 6-of-13 (46.2%) inherited runners to score...singled and struck out in two at bats as a hitter...tossed at least one inning in 31 of his 38 games, including a season-high 2.0 on four occasions...had an 11-game, 13.2-inning scoreless streak from April 15 to May 28...allowed just one hit over a nine-game stretch from April 20 to May 22 for a .034 batting average...struck out a season-high four batters in 2.0 scoreless innings in the second game of a doubleheader at Iowa April 20...recorded his only save of the season April 23 at Nashville...did not allow a run in six appearance in May (6.2 ip) and held opponents to a .105 batting average...surrendered his only home run June 12 against Nashville when he allowed a season-high five runs on a season-high four hits in 1.2 innings...had a 13.0-inning scoreless streak from July 11 to Aug. 21.

2014—Saw his first Major League action as a September call-up after starting the year with Single-A Rancho Cucamonga and earning a July 17 promotion to Double-A Chattanooga...had his contract selected by the Dodgers Sept. 16 and made his ML debut that night at Colorado, striking out the first batter he faced, Rafael Ynoa, in a 1-2-3 inning...appeared in five big league games, posting a 4.15 ERA and recording four strikeouts in 4.1 innings...combined to go 3-0 with six saves and a 2.89 ERA in 49 relief appearances with Rancho Cucamonga and Chattanooga...posted a 2.57 ERA with 31 strikeouts against just 10 walks in 21.0 innings in 18 regular season appearances with the Lookouts after his July

17 promotion...helped key Chattanooga's run to the Southern League championship series with three saves during the postseason...overall in the minors, limited opponents to a .214 batting average with 92 strikeouts in 65.1 innings...pitched for Glendale in the Arizona Fall League following the season and did not allow a run in four relief appearances (3.0 ip, 1 h, 3 bb, 6 so).

2013—Posted a 4-2 record with one save and a 4.05 ERA in 54 appearances with Single-A Rancho Cucamonga...following the All-Star break, went 4-0 with one save and a 2.48 ERA and .140 opponents batting average in 27 appearances...ranked second in the California League among relievers with a .189 opponents' batting average overall...averaged 11.5 strikeouts per nine innings with 85 strikeouts in 66.2 innings...pitched for Mayaguez in the Puerto Rican Winter League following the season and compiled a 2.00 ERA in 10 relief appearances.

2012—Combined to go 0-1 with a 3.20 ERA in 23 appearances with Rookie-advanced Ogden and Single-A Great Lakes in his first professional season...struck out 37 in 25.1 innings, averaging 13.1 strikeouts per nine innings.

PERSONAL/MISCELLANEOUS

Daniel Paul Coulombe was originally signed by Dodgers scout Calvin Jones...pronounced COO-lome...is married, Lauren...attended Chaparral High School in Scottsdale, AZ, where he was selected as a Louisville Slugger All-American, a Rawlings All-American, a Baseball America Third Team All-American, the Arizona 4A State Player of the Year, to the All-Arizona First Team and as the East Valley/Scottsdale Tribune Player of the Year...played college ball at USC (2009) and South Mountain Community College (2010) before finishing his college career at Texas Tech (2011-12)...had Tommy John surgery in 2011

LIFETIME PITCHING RECORD

| Year | Club | W | L | ERA | G | GS | CG | SHO | SV | IP | H | R | ER | HR | HB | BB | IBB | SO | WP | BK |
|------------------|------------------|----------|----------|-------------|-----------|----------|----------|----------|----------|-------------|-----------|-----------|-----------|----------|----------|-----------|----------|-----------|----------|----------|
| 2012 | Ogden | 0 | 0 | 1.50 | 3 | 0 | 0 | 0 | 0 | 6.0 | 3 | 2 | 1 | 0 | 0 | 1 | 0 | 8 | 1 | 0 |
| | Great Lakes | 0 | 1 | 3.72 | 20 | 0 | 0 | 0 | 1 | 19.1 | 15 | 8 | 8 | 0 | 3 | 17 | 4 | 29 | 6 | 0 |
| 2013 | Rancho Cucamonga | 4 | 2 | 4.05 | 54 | 0 | 0 | 0 | 1 | 66.2 | 46 | 37 | 30 | 7 | 2 | 48 | 3 | 85 | 17 | 0 |
| 2014 | Rancho Cucamonga | 3 | 0 | 3.05 | 31 | 0 | 0 | 0 | 5 | 44.1 | 33 | 16 | 15 | 3 | 1 | 17 | 0 | 61 | 8 | 0 |
| | Chattanooga | 0 | 0 | 2.57 | 18 | 0 | 0 | 0 | 1 | 21.0 | 18 | 9 | 6 | 1 | 2 | 10 | 1 | 31 | 0 | 0 |
| 2015 | LOS ANGELES (NL) | 0 | 0 | 4.15 | 5 | 0 | 0 | 0 | 0 | 4.1 | 5 | 3 | 2 | 1 | 0 | 2 | 0 | 4 | 2 | 0 |
| | Oklahoma City | 3 | 1 | 3.27 | 38 | 0 | 0 | 0 | 1 | 41.1 | 35 | 16 | 15 | 1 | 2 | 24 | 1 | 41 | 1 | 0 |
| | LOS ANGELES (NL) | 0 | 0 | 7.56 | 5 | 0 | 0 | 0 | 0 | 8.1 | 9 | 7 | 7 | 0 | 0 | 6 | 0 | 7 | 1 | 0 |
| | OAKLAND | 0 | 0 | 3.52 | 9 | 0 | 0 | 0 | 0 | 7.2 | 8 | 3 | 3 | 0 | 0 | 3 | 0 | 4 | 1 | 0 |
| 2016 | Nashville | 0 | 0 | 1.08 | 20 | 0 | 0 | 0 | 0 | 25.0 | 18 | 4 | 3 | 0 | 0 | 6 | 1 | 35 | 3 | 0 |
| | OAKLAND | 3 | 1 | 4.53 | 35 | 0 | 0 | 0 | 0 | 47.2 | 37 | 24 | 24 | 6 | 0 | 17 | 2 | 54 | 3 | 0 |
| AL Totals | | 3 | 1 | 4.39 | 44 | 0 | 0 | 0 | 0 | 55.1 | 45 | 27 | 27 | 6 | 0 | 20 | 2 | 58 | 4 | 0 |
| NL Totals | | 0 | 0 | 6.39 | 10 | 0 | 0 | 0 | 0 | 12.2 | 14 | 10 | 9 | 1 | 0 | 8 | 0 | 11 | 3 | 0 |
| ML Totals | | 3 | 1 | 4.76 | 54 | 0 | 0 | 0 | 0 | 68.0 | 59 | 37 | 36 | 7 | 0 | 28 | 2 | 69 | 7 | 0 |

CAREER TRANSACTIONS

2008 — Selected by the Los Angeles Dodgers in the 17th round of the First-Year Player Draft; did not sign. **2012** — Selected by the Los Angeles Dodgers in the 25th round of the First-Year Player Draft. **2015** — Traded to the Oakland Athletics for cash, September 10.

VS. THE AMERICAN LEAGUE

| 2016 | CAREER | | | | | | | | | | | | | |
|-------|--------|---|---|---|-----|----|-------------|-------|---|---|---|---|------|----|
| ERA | W | L | S | G | IP | ER | vs. TEAM | ERA | W | L | S | G | IP | ER |
| 36.00 | 0 | 0 | 0 | 1 | 1.0 | 4 | Baltimore | 36.00 | 0 | 0 | 0 | 1 | 1.0 | 4 |
| 19.64 | 0 | 0 | 0 | 3 | 3.2 | 8 | Boston | 19.64 | 0 | 0 | 0 | 3 | 3.2 | 8 |
| 0.00 | 0 | 0 | 0 | 2 | 3.0 | 0 | Chicago | 0.00 | 0 | 0 | 0 | 3 | 5.0 | 0 |
| 3.38 | 0 | 0 | 0 | 2 | 2.2 | 1 | Cleveland | 3.38 | 0 | 0 | 0 | 2 | 2.2 | 1 |
| — | 0 | 0 | 0 | 0 | 0.0 | 0 | Detroit | — | 0 | 0 | 0 | 0 | 0.0 | 0 |
| 3.00 | 0 | 0 | 0 | 6 | 6.0 | 2 | Houston | 2.84 | 0 | 0 | 0 | 7 | 6.1 | 2 |
| 0.00 | 1 | 0 | 0 | 1 | 2.0 | 0 | Kansas City | 0.00 | 1 | 0 | 0 | 1 | 2.0 | 0 |
| 0.00 | 0 | 0 | 0 | 2 | 2.0 | 0 | Los Angeles | 0.00 | 0 | 0 | 0 | 4 | 2.2 | 0 |
| — | 0 | 0 | 0 | 0 | 0.0 | 0 | Minnesota | — | 0 | 0 | 0 | 0 | 0.0 | 0 |
| 0.00 | 0 | 0 | 0 | 1 | 2.0 | 0 | New York | 0.00 | 0 | 0 | 0 | 1 | 2.0 | 0 |
| — | 0 | 0 | 0 | 0 | 0.0 | 0 | Oakland | — | 0 | 0 | 0 | 0 | 0.0 | 0 |
| 4.32 | 0 | 0 | 0 | 5 | 8.1 | 4 | Seattle | 4.82 | 0 | 0 | 0 | 6 | 9.1 | 5 |
| — | 0 | 0 | 0 | 0 | 0.0 | 0 | Tampa Bay | — | 0 | 0 | 0 | 0 | 0.0 | 0 |
| 3.86 | 1 | 0 | 0 | 6 | 7.0 | 3 | Texas | 4.35 | 1 | 0 | 0 | 9 | 10.1 | 5 |
| — | 0 | 0 | 0 | 0 | 0.0 | 0 | Toronto | — | 0 | 0 | 0 | 0 | 0.0 | 0 |

VS. THE NATIONAL LEAGUE

| 2016 | CAREER | | | | | | | | | | | | | |
|------|--------|---|---|---|-----|----|---------------|------|---|---|---|---|-----|----|
| ERA | W | L | S | G | IP | ER | vs. TEAM | ERA | W | L | S | G | IP | ER |
| 0.00 | 0 | 0 | 0 | 1 | 3.0 | 0 | Chicago | 0.00 | 0 | 0 | 0 | 2 | 3.0 | 0 |
| — | 0 | 0 | 0 | 0 | 0.0 | 0 | Colorado | 5.40 | 0 | 0 | 0 | 3 | 3.1 | 2 |
| 0.00 | 0 | 0 | 0 | 1 | 1.1 | 0 | Milwaukee | 3.86 | 0 | 0 | 0 | 2 | 2.1 | 1 |
| — | 0 | 0 | 0 | 0 | 0.0 | 0 | New York | 4.50 | 0 | 0 | 0 | 1 | 2.0 | 1 |
| 9.00 | 0 | 1 | 0 | 2 | 2.0 | 2 | Pittsburgh | 9.00 | 0 | 1 | 0 | 2 | 2.0 | 2 |
| 0.00 | 1 | 0 | 0 | 1 | 1.1 | 0 | St. Louis | 4.91 | 1 | 0 | 0 | 2 | 3.2 | 2 |
| 0.00 | 0 | 0 | 0 | 1 | 2.1 | 0 | San Francisco | 4.05 | 0 | 0 | 0 | 5 | 6.2 | 3 |

MONTHLY BREAKDOWN

| 2016 | CAREER | | | | | | | | | | | | | |
|------|--------|---|---|----|------|----|-----------|------|---|---|---|----|------|----|
| ERA | W | L | S | G | IP | ER | by MONTH | ERA | W | L | S | G | IP | ER |
| — | 0 | 0 | 0 | 0 | 0.0 | 0 | April | — | 0 | 0 | 0 | 0 | 0.0 | 0 |
| 4.76 | 0 | 0 | 0 | 3 | 5.2 | 3 | May | 5.40 | 0 | 0 | 0 | 4 | 6.2 | 4 |
| 3.48 | 1 | 0 | 0 | 8 | 10.1 | 4 | June | 5.17 | 1 | 0 | 0 | 11 | 15.2 | 9 |
| 3.38 | 0 | 1 | 0 | 6 | 8.0 | 3 | July | 3.60 | 0 | 1 | 0 | 7 | 10.0 | 4 |
| 5.11 | 1 | 0 | 0 | 7 | 12.1 | 7 | August | 5.11 | 1 | 0 | 0 | 7 | 12.1 | 7 |
| 6.10 | 1 | 0 | 0 | 10 | 10.1 | 7 | September | 4.64 | 1 | 0 | 0 | 23 | 21.1 | 11 |
| 0.00 | 0 | 0 | 0 | 1 | 1.0 | 0 | October | 4.50 | 0 | 0 | 0 | 2 | 2.0 | 1 |

PITCHING BREAKDOWN

| 2016 | CAREER | | | | | | | | | | | | | |
|------|--------|---|---|----|------|----|-------------|------|---|---|---|----|------|----|
| ERA | W | L | S | G | IP | ER | by CATEGORY | ERA | W | L | S | G | IP | ER |
| 6.49 | 1 | 1 | 0 | 19 | 26.1 | 19 | Home | 6.75 | 1 | 1 | 0 | 28 | 38.2 | 29 |
| 2.11 | 2 | 0 | 0 | 16 | 21.1 | 5 | Away | 2.15 | 2 | 0 | 0 | 26 | 29.1 | 7 |
| 4.58 | 0 | 0 | 0 | 14 | 17.2 | 9 | Day | 4.56 | 0 | 0 | 0 | 21 | 23.2 | 12 |
| 4.50 | 3 | 1 | 0 | 21 | 30.0 | 15 | Night | 4.87 | 3 | 1 | 0 | 33 | 44.1 | 24 |
| 4.50 | 1 | 1 | 0 | 13 | 18.0 | 9 | Pre-ASG | 5.47 | 1 | 1 | 0 | 18 | 26.1 | 16 |
| 4.55 | 2 | 0 | 0 | 22 | 29.2 | 15 | Post-ASG | 4.32 | 2 | 0 | 0 | 36 | 41.2 | 20 |
| — | 0 | 0 | 0 | 0 | 0.0 | 0 | Starter | — | 0 | 0 | 0 | 0 | 0.0 | 0 |
| 4.53 | 3 | 1 | 0 | 35 | 47.2 | 24 | Reliever | 4.76 | 3 | 1 | 0 | 54 | 68.0 | 36 |

BALLPARK BREAKDOWN

| | ERA | W | L | S | G | IP | ER |
|----------------------|-------|---|---|---|----|------|----|
| Angel Stadium | 0.00 | 0 | 0 | 0 | 3 | 1.2 | 0 |
| Busch Stadium | 0.00 | 1 | 0 | 0 | 1 | 1.1 | 0 |
| Coors Field | 0.00 | 0 | 0 | 0 | 2 | 2.0 | 0 |
| Dodger Stadium | 7.45 | 0 | 0 | 0 | 6 | 9.2 | 8 |
| Fenway Park | 13.50 | 0 | 0 | 0 | 1 | 2.0 | 3 |
| Globe Life Arlington | 0.00 | 0 | 0 | 0 | 3 | 3.1 | 0 |
| Kauffman Stadium | 0.00 | 1 | 0 | 0 | 1 | 2.0 | 0 |
| Miller Park | 3.86 | 0 | 0 | 0 | 2 | 2.1 | 1 |
| Minute Maid Park | 3.86 | 0 | 0 | 0 | 3 | 2.1 | 1 |
| Oakland Coliseum | 6.52 | 1 | 1 | 0 | 22 | 29.0 | 21 |
| Progressive Field | 3.38 | 0 | 0 | 0 | 2 | 2.2 | 1 |
| Safeco Field | 1.93 | 0 | 0 | 0 | 4 | 4.2 | 1 |
| U.S. Cellular Field | 0.00 | 0 | 0 | 0 | 3 | 5.0 | 0 |
| Wrigley Field | --- | 0 | 0 | 0 | 1 | 0.0 | 0 |

FIELDING STATISTICS

| Pitcher | Year | Pct. | G | PO | A | E | TC | DP |
|---------|---------------|--------------|-----------|----------|----------|----------|----------|----------|
| | 2014 | — | 5 | 0 | 0 | 0 | 0 | 0 |
| | 2015 | 1.000 | 14 | 1 | 0 | 0 | 1 | 0 |
| | 2016 | 1.000 | 35 | 1 | 7 | 0 | 8 | 0 |
| | Totals | 1.000 | 54 | 2 | 7 | 0 | 9 | 0 |

COULOMBE'S CAREER BESTS

Low Hit Complete Game: None
Innings Pitched: 3.0, August 5, 2016 vs. Chicago (NL)
Strikeouts: 5, September 12, 2016 at Kansas City
Pitches: 46, August 5, 2016 vs. Chicago (NL)
Longest Winning Streak: 2, August 27, 2016 to present
Longest Losing Streak: 1, July 2, 2016
Longest Scoreless Streak: 6.0 (twice), last: August 17 to September 2, 2016

**INFIELDER****Height/Weight:** 6-0 / 215**Bats/Throws:** Right / Right**Birthdate:** July 10, 1987**Opening Day Age:** 29**Birthplace/Resides:** Panorama City, California / Fontana, California**Major League Service:** 12 days**Obtained:** Signed to a minor league contract, November 30, 2016**Contract Status:** First year of a one-year contract through 2017**NON-ROSTER INVITEE****CAREER HIGHLIGHTS**

Has five games of Major League experience, all in 2013 with St. Louis when he went 0-for-3 with a walk and hit by pitch...is a .274 (717-for-2616) hitter with 26 home runs and 283 RBI in 821 games in nine seasons in the minors...has 356 walks and has been hit by a pitch 107 times for a .381 on-base percentage...earned Midseason All-Star honors in the International League in 2016, the Texas League in 2012 and the New York-Penn League in 2008...was originally selected by St. Louis in the fifth round of the 2008 First-Year Player Draft and spent seven years in the Cardinals organization before signing a minor league deal with Cincinnati following the 2014 season...spent two years in the Reds system.

2016 HIGHLIGHTS

Spent the entire season at Triple-A Louisville in the Cincinnati Reds farm system and hit .291 with nine home runs and 50 RBI in 89 games in a season that ended in early August with a hamstring injury...the home runs and RBI were career highs...led the Bats in RBI...added 42 walks and was hit by a pitch 14 times for a .404 on-base percentage...tied for second in the International League in hit by pitches...shared the Mary E. Barney Louisville Team MVP award with Herman Iribarren...batted .337 (33-for-98) against left-handed pitchers compared to .267 (50-for-187) against right-handers...hit seven of his nine home runs off righties...eight of his long balls were solo shots...had a .323 batting average with runners in scoring position...hit .314 with six of his nine home runs and 32 of his 50 RBI on the road...appeared in 34 games at third base, nine at first base and eight at second base...had never played first base prior to 2016...committed two errors as a third baseman (.975 fielding percentage), one as a first baseman (.986) and none as a second baseman...also batted .330 in 33 games as the designated hitter and was 2-for-4 (.500) with two walks as a pinch hitter...hit in every spot in the order except first, seventh and eighth...saw his most action with 29 games batting clean-up where he batted .200...combined for a .364 average in 34 games batting second and third.

LOUISVILLE: Hit safely in each of his first five games (8-for-15, .533)...capped the stretch with a 3-for-3 performance April 17 against Toledo, his first of three three-hit games (April 24 at Norfolk, May 16 vs. Scranton/Wilkes-Barre)...was hit by a pitch in five consecutive games from April 16 to 21...had a season-high four RBI April 20 against Columbus, giving him 10 RBI in his first seven games...was batting .408 at the conclusion of play April 28 but then went 0-for-19 over his next six games to fall to .294 on May 6...was named the IL Player of the Month for April, becoming the first Louisville player to win the award since Homer Bailey in June of 2009...led the IL with a .385 average, 18 RBI and .515 on-base percentage in the month...hit .526 with runners in scoring position...batted .365 over an 18-game stretch from May 8 to 28 to boost his average to .331...had two six-game hitting streaks over that span (May 8-13 and May 22-28), which were season highs...went 2-for-3 with a season-high three walks May 22 against Columbus...was batting .303 as late as June 21 but that would be his last day over .300 as a 0-for-12 streak over a four-game stretch from June 22 to 27 dropped his average to .284...was the Bats lone representative at the Triple-A All-Star Game in Charlotte, North Carolina on July 13...entered the game as a defensive replacement at third base and went 1-for-2 in a 4-2 IL win...hit .175 in 21 games in June...had a walk-off single July 16 against Indianapolis...stole a season-high two bases July 19 at Columbus...matched his season-high by hitting safely in each of his final six games beginning July 24 (8-for-22, .364)...finished July with a .321 batting average and .413 on-base percentage in 26 games...was placed on the disabled list Aug. 1 with a strained right hamstring and missed the remainder of the season.

CAREER

2015—Spent the entire season at Triple-A Louisville where he hit .273 with two home runs and 20 RBI in 74 games...his season ended early when he was placed on the disabled list July 29 with a sprained left thumb...despite missing the final month of the season, he tied for the International League lead with 11 hit by pitches...hit .282 against left-handed pitching compared to .268 against right-handers...his batting average improved each month of the season as he hit .143 in April, .233 in May, .270 in June and .347 in July...batted .223 with the bases empty, .340 with runners on base...was 1-for-28 (.036) with runners in scoring position and two outs...had a .200 batting average when leading off an inning...batted .522 (12-for-23) in the seventh inning...appeared in 35 games at third base and 18 at second base...committed four errors as a third baseman (.958 fielding percentage) and one as a first baseman (.987)...also batted .255 in 15 games as the designated hitter and was 3-for-6 (.500) with a walk as a pinch hitter...hit in every spot in the order except leadoff, including 16 games batting eighth and 15 batting seventh...was hit by a pitch eight times over a 21-game span from May 10 to June 10, including twice on May 22 against Pawtucket and June 3 at Syracuse...was batting .230 over his first 52 games through June 29...then hit .315 over his final 46 contests...had a season-best seven-game hitting streak from July 10 to 18...went 14-for-27 (.519) with six RBI and five multiple-hit games during the streak...had back-to-back three hit games July 11 (2nd game) and 12 at Toledo and the three hits were season highs...drove in a season-high three runs in the latter contest...hit .347 in 21 games in July.

2014—Spent his final season in the St. Louis Cardinals organization at Triple-A Memphis and hit .253 with no home runs and 26 RBI in 98 games...added 42 walks for a .386 on-base percentage...struck out just 22 times, marking the second time in his career he finished with more walks than strikeouts...batted .269 against left-handed pitchers compared to .247 against right-handers...had a .200 batting average with the bases empty, .314 with runners on...hit .333 with runners in scoring position and .400 in the ninth inning...appeared in 49 games at third base and 10 at second base...committed six errors as a third baseman (.948 fielding percentage) and one as a second baseman (.978)...also hit .333 with 10 RBI in 14 games at designated hitter...batted in every spot in the order, including 33 games hitting ninth, 23 in the seven spot and 21 batting eighth...had a .333 batting average in 18 games in May...went 1-for-5 (.200) with three walks in two postseason games for the Redbirds.

2013—Made his Major League debut with St. Louis and went 0-for-6 with a walk and hit by pitch in five games...each of his five plate appearances came as a pinch hitter...was selected from Triple-A Memphis April 26 and made his debut April 27 against Pittsburgh...struck out as a pinch hitter in the ninth inning...made his only defensive appearance May 5 at Milwaukee...walked as a pinch hitter in the eighth inning and remained in the game in left field...was 0-for-2 with a walk in three games when he was optioned to Memphis May 5...returned Aug. 13 and went 0-for-1 with a hit by pitch in two games before he was optioned following the game on Aug. 14...spent the balance of the season with the Redbirds and hit .257 with five home runs and 49 RBI in 115 games...was 10-for-12 (83.3%) in stolen base attempts...batted .278 against right-handed pitchers, .217 against left-handers...had a .351 batting average and .451 on-base percentage when leading off an inning...led International League third basemen with a .948 fielding percentage...appeared in 104 games at third base and two at second base...made 12 errors, all as a third baseman...had 17 RBI in 17 games in April...played for Aguilas in the Dominican Winter League following the season and hit .302 with six RBI in 34 games...added 17 walks for a .417 on-base percentage.

2012—Began the season at Triple-A Memphis and hit .276 with one RBI in 17 games before he was sent to Double-A Springfield May 4...hit .313 with a home run and 24 RBI in 96 games with the Cardinals...combined for a .310 batting average with one home run and 25 RBI in 113 games overall...added 56 walks and was hit by a pitch 19 times for a .419 on-base percentage...ranked second in the Cardinals farm system in on-base percentage and tied for sixth in batting...had career highs in runs (68), hits (123), doubles (20), walks and on-base percentage and matched his high in hit by pitches...was named a Texas League Midseason All-Star and went 0-for-1 with a walk in the All-Star Game...led the league in on-base percentage, tied for the lead in hit by pitches and ranked second in batting average...hit .312 against left-handed pitching compared to .304 against right-handers...had a .325 batting average and .378 on-base percentage when leading off an inning...appeared in 84 games at third base, three in left field and one at second base...committed 13 of his 14 errors as a third baseman (.949 on-base percentage)...had a pair of four-hit games (May 6 vs. Arkansas and May 27 at Corpus Christi)...reached base safely in 27 consecutive games from May 10 to June 11, which was the fourth longest such streak in the

TL in 2012...it included a 13-game hitting streak from May 21 to June 4 (21-for-48, .438)...combined to hit .373 with a .485 on-base percentage in 23 games in May with Memphis and Springfield...batted .365 with a .505 on-base percentage in 25 games in July...hit .212 with four walks in nine postseason games with Springfield...played for Los Mochis in the Mexican Pacific Winter League following the season and hit .298 with 32 walks (.404 on-base percentage) in 53 games..

2011—Spent the entire season at Double-A Springfield where he hit a career-high .315 with five home runs and 32 RBI in 90 games...added 38 walks and was hit by a pitch nine times for a .414 on-base percentage...batted .405 with runners in scoring position and two outs, .370 in the second half, .366 during the day, .349 against right-handed pitching, .346 on the road and .338 with runners on scoring position...appeared in 28 games in left field, 19 at third base, 16 at second base and three in right field... also pitched twice and retired all five batters that he faced (1.2 ip, 1 so)... was 5-for-9 (.556) with a home run and four RBI as a pinch hitter...had two triples May 23 at Tulsa...hit .383 with a .479 on-base percentage in 20 games in August...played for Los Mochis in the Mexican Pacific Winter League following the season and hit .294 with a .417 on-base percentage in 63 games.

2010—Combined to hit .260 with 27 RBI in 79 games with Single-A Palm Beach and Double-A Springfield... appeared in 37 games at second base, nine at shortstop and one at third base...had two stints with each club as he started the year at Palm Beach, was transferred to Springfield July 3, Palm Beach July 29 and back to Springfield Aug. 17...began the season on the Palm Beach disabled list with a strained right hamstring...was reinstated April 15...had a 12-game hitting streak from May 29 to June 25 (20-for-44, .455)...batted .316 with 10 RBI in 15 games in June...combined to hit .321 in 20 games in August with both clubs...went 6-for-14 (.429) with four RBI in three postseason games for Springfield.

2009—Began the season at Single-A Palm Beach of the Florida State League and hit .197 with a home run and 24 RBI in 90 games...was transferred to Single-A Quad Cities of the Midwest League Aug. 3 and hit .304 with a home run and 10 RBI in 30 games with the River Bandits...combined for a .225 batting average in a career-high 120 games overall...also had career highs in at bats (426), walks (53), hit by pitches (19), stolen bases (19) and strikeouts (73)...appeared in 108 games at third base and 18 at second base.

2008—Made his professional debut with Single-A Batavia and hit .305 with two home runs and 20 RBI in 43 games...was named a New York-Penn League Midseason All-Star...batted .462 against left-handed pitchers, .363 on the road and .355 after the All-Star Break...hit .391 with a .500 on-base percentage when leading off an inning...went 3-for-18 (.167) with a home run, four RBI and three walks in five postseason games for the Muckdogs.

PERSONAL/MISCELLANEOUS

Jermaine A. Curtis was originally signed by Cardinals scout Chuck Fick...played collegiately at UCLA.

LIFETIME PLAYING RECORD

| Year | Club | AVG. | G | AB | R | H | 2B | 3B | HR | RBI | SH | SF | HP | BB | SO | SB | CS | SLG | OBP | E |
|----------------------------|-------------|-------------|------------|-------------|------------|------------|------------|----------|-----------|------------|-----------|-----------|------------|------------|------------|-----------|-----------|-------------|-------------|-----------|
| 2008 | Batavia | .305 | 43 | 164 | 25 | 50 | 14 | 1 | 2 | 20 | 0 | 2 | 5 | 17 | 24 | 4 | 1 | .439 | .383 | 5 |
| 2009 | Palm Beach | .197 | 90 | 314 | 36 | 62 | 7 | 0 | 1 | 24 | 4 | 3 | 14 | 34 | 52 | 7 | 4 | .229 | .301 | 16 |
| | Quad Cities | .304 | 30 | 112 | 20 | 34 | 12 | 0 | 1 | 10 | 0 | 0 | 5 | 19 | 21 | 12 | 2 | .438 | .426 | 7 |
| 2010 | Palm Beach | .267 | 56 | 191 | 34 | 51 | 10 | 0 | 0 | 24 | 2 | 4 | 13 | 28 | 25 | 5 | 1 | .319 | .390 | 5 |
| | Springfield | .236 | 23 | 55 | 6 | 13 | 3 | 0 | 0 | 3 | 1 | 0 | 2 | 7 | 10 | 0 | 0 | .291 | .344 | 1 |
| 2011 | Springfield | .315 | 90 | 276 | 41 | 87 | 12 | 3 | 5 | 32 | 5 | 1 | 9 | 38 | 31 | 0 | 0 | .435 | .414 | 6 |
| | Memphis | .276 | 17 | 29 | 7 | 8 | 1 | 0 | 0 | 1 | 0 | 0 | 0 | 9 | 4 | 0 | 0 | .310 | .447 | 2 |
| 2012 | Springfield | .313 | 96 | 368 | 61 | 115 | 19 | 1 | 1 | 24 | 5 | 1 | 19 | 47 | 51 | 6 | 1 | .378 | .416 | 12 |
| | Memphis | .257 | 115 | 370 | 45 | 95 | 17 | 1 | 5 | 49 | 2 | 5 | 7 | 52 | 53 | 10 | 2 | .349 | .355 | 12 |
| 2013 | ST. LOUIS | .000 | 5 | 3 | 0 | 0 | 0 | 0 | 0 | 0 | 0 | 0 | 1 | 1 | 1 | 0 | 0 | .000 | .400 | 0 |
| | Memphis | .253 | 98 | 225 | 29 | 57 | 8 | 0 | 0 | 26 | 2 | 2 | 8 | 42 | 22 | 5 | 0 | .289 | .386 | 7 |
| 2015 | Louisville | .273 | 74 | 227 | 30 | 62 | 10 | 0 | 2 | 20 | 0 | 1 | 11 | 21 | 25 | 5 | 1 | .344 | .362 | 5 |
| 2016 | Louisville | .291 | 89 | 285 | 38 | 83 | 14 | 0 | 9 | 50 | 2 | 3 | 14 | 42 | 43 | 6 | 1 | .435 | .404 | 3 |
| ML Totals | | .000 | 5 | 3 | 0 | 0 | 0 | 0 | 0 | 0 | 0 | 0 | 1 | 1 | 1 | 0 | 0 | .000 | .400 | 0 |
| Minor League Totals | | .274 | 821 | 2616 | 372 | 717 | 127 | 6 | 26 | 283 | 23 | 22 | 107 | 356 | 361 | 60 | 13 | .357 | .381 | 81 |

CAREER TRANSACTIONS

2008 — Selected by the St. Louis Cardinals organization in the 5th round of the First-Year Player Draft. **2014** — Elected free agency, November 3; signed by the Cincinnati Reds to a minor league contract, December 21. **2015** — Elected free agency, November 6; re-signed by Cincinnati to a minor league contract, November 23. **2016** — Elected free agency, November 7; signed by the Oakland Athletics to a minor league contract, November 30.

VS. THE NATIONAL LEAGUE

| 2016 | | CAREER | | | | | | | | |
|------|----|--------|----|-----|------------|------|----|---|----|-----|
| AVG. | AB | H | HR | RBI | vs. TEAM | AVG. | AB | H | HR | RBI |
| — | 0 | 0 | 0 | 0 | Pittsburgh | .000 | 3 | 0 | 0 | 0 |

MONTHLY BREAKDOWN

| 2016 | | CAREER | | | | | | | | |
|------|----|--------|----|-----|----------|------|----|---|----|-----|
| AVG. | AB | H | HR | RBI | by MONTH | AVG. | AB | H | HR | RBI |
| — | 0 | 0 | 0 | 0 | April | .000 | 2 | 0 | 0 | 0 |
| — | 0 | 0 | 0 | 0 | August | .000 | 1 | 0 | 0 | 0 |

BATTING BREAKDOWN

| 2016 | | CAREER | | | | | | | | |
|------|----|--------|----|-----|-------------------|------|----|---|----|-----|
| AVG. | AB | H | HR | RBI | by CATEGORY | AVG. | AB | H | HR | RBI |
| — | 0 | 0 | 0 | 0 | Home | .000 | 3 | 0 | 0 | 0 |
| — | 0 | 0 | 0 | 0 | Away | — | 0 | 0 | 0 | 0 |
| — | 0 | 0 | 0 | 0 | Day | .000 | 2 | 0 | 0 | 0 |
| — | 0 | 0 | 0 | 0 | Night | .000 | 1 | 0 | 0 | 0 |
| — | 0 | 0 | 0 | 0 | Pre-ASG | .000 | 2 | 0 | 0 | 0 |
| — | 0 | 0 | 0 | 0 | Post-ASG | .000 | 1 | 0 | 0 | 0 |
| — | 0 | 0 | 0 | 0 | vs. LHP | .000 | 2 | 0 | 0 | 0 |
| — | 0 | 0 | 0 | 0 | vs. RHP | .000 | 1 | 0 | 0 | 0 |
| — | 0 | 0 | 0 | 0 | RISP | — | 0 | 0 | 0 | 0 |
| — | 0 | 0 | 0 | 0 | Bases Loaded | — | 0 | 0 | 0 | 0 |
| — | 0 | 0 | 0 | 0 | Pinch Hitter | .000 | 3 | 0 | 0 | 0 |
| — | 0 | 0 | 0 | 0 | Designated Hitter | — | 0 | 0 | 0 | 0 |

BALLPARK BREAKDOWN


| | AVG. | AB | H | HR | RBI |
|---------------|------|----|---|----|-----|
| Busch Stadium | .000 | 3 | 0 | 0 | 0 |

FIELDING STATISTICS

| Outfield | | | | | | | | |
|---------------|------|----------|----------|----------|----------|----------|----------|--|
| YEAR | PCT. | G | PO | A | E | TC | DP | |
| 2013 | — | 1 | 0 | 0 | 0 | 0 | 0 | |
| Totals | — | 1 | 0 | 0 | 0 | 0 | 0 | |

CURTIS' CAREER HIGHS

Hits: None
Home Runs: None
Runs Batted In: None
Stolen Bases: None
Hitting Streak: None
Hitless Streak (At Bats): 3, April 27, 2013 to present
Game Ending RBI: None
Grand Slams: None
Pinch-Hit Home Runs: None
Inside-The-Park Home Runs: None
Lead Off Home Runs: None

**OUTFIELDER****Height/Weight:** 5-11 / 192 **Bats/Throws:** Right / Right**Birthdate:** December 21, 1987 **Opening Day Age:** 29**Birthplace/Resides:** Lakewood, California / Glendale, Arizona**Major League Service:** 3 years, 104 days**Obtained:** Acquired from Milwaukee for Bubba Derby and Jacob Nottingham, February 12, 2016**Contract Status:** First year of a one-year contract through 2017**CAREER HIGHLIGHTS**

Spent the first seven seasons of his professional career in the Milwaukee organization...was traded to the A's prior to the start of Spring Training in 2016 and hit .247 with 42 home runs and 102 RBI in 150 games with Oakland...became the seventh player in Athletics history to hit 40 or more home runs...made his Major League debut with the Brewers in 2013 and hit .250 with 60 home runs and 162 RBI in 321 games over three seasons with Milwaukee...has appeared exclusively in left field on defense (369 games, 361 starts)...played in the Arizona Fall League in 2012...was a Midwest League Postseason All-Star in 2010.

2016 HIGHLIGHTS

Was acquired from Milwaukee on Feb. 12 for Bubba Derby and Jacob Nottingham and went on to bat .247 with 42 home runs and 102 RBI in 150 games...became the fifth player in Oakland history (Canseco, Giambi, Jackson and McGwire) and seventh in Athletics history (Foxy, Zernial) to hit 40 home runs...his 42 home runs tied for third in the American League, tied for sixth in Oakland history and tied for ninth in Athletics history...they were the most since Jason Giambi had 43 in 2000...became the 17th player in Oakland history to drive in 100 runs, the first since Frank Thomas in 2006 (114)...struck out 166 times, which ranked seventh in the AL and fifth in Athletics history...had career highs in games, at bats (555), runs (85), hits (137), home runs, RBI, extra base hits (68) and strikeouts and matched his best in triples (2)...led the A's with 137 hits, which were second fewest by a team-leader in Oakland history in a non-strike season (136, Dave Revering in 1979)...also led the club in runs, hits, home runs, RBI, strikeouts, slugging (.524), extra base hits (68), total bases (291), sacrifice flies (5), hit by pitches (8) and grounded into double plays (19)...hit .245 with 23 home runs and 47 RBI in 69 games after the All-Star Break after batting .248 with 19 home runs and 55 RBI in 81 games before the break...tied for second in the majors in post-break home runs and fell one short of the Athletics record of 24 (Foxy, 1933; McGwire, 1996)...batted .267 with 31 of his 42 home runs at night, .207 during the day...tied for second in the majors in night home runs and had the second best total in Oakland history...his .575 night slugging percentage was fourth best in the AL...hit 27 of his home runs as a left fielder, which was second most in the AL and one short of the Oakland record of 28 (Grieve, 1999)...his other 15 home runs came as the designated hitter, which were the most by an A's DH since 2009 (18, Cust)...batted .234 as a left fielder, .264 as the DH and was 2-for-4 (.500) as a pinch hitter...slugged 25 home runs against AL West competition, which fell one short of the Oakland record of 26 (McGwire, 1992)...hit 10 home runs against Texas, which were the most in Oakland history against any team...added eight home runs against Seattle, which were the most by an Athletic against the Mariners...hit 19 home runs at home, which were the most by an Athletic in the Coliseum since Jack Cust had 20 in 2008...however, had a .278 on-base percentage, which was the second lowest home on-base percentage in the AL...had 10 first-pitch home runs, which tied for fourth in the AL and were the most by an Athletic since Mark McGwire had 13 in 1996...had 42 home runs and 42 walks and his .307 on-base percentage was fourth lowest in Major League history by a 40-home run hitter...it was second lowest in 2016 (.302, Frazier CWS)...batted .243 with runners in scoring position, but that mark dropped to .159 with RISP and two outs...is a .153 (29-for-190) career hitter with RISP and two outs...hit just seven of his 42 home runs with two outs...appeared exclusively in left field on defense, where he committed five errors in 93 games...the errors were second most among AL left fielders (Grossman, MIN 8) and were the most by an A's left fielder since 1991 (8, R.Henderson)...made a team-leading 87 starts batting clean-up and 40 starts in the five spot...swung and miss at 33.9% of his pitches seen, which was second highest in the AL (Davis, BAL 36.8%).

OAKLAND: Was the A's Opening Day starter in left field on April 4 against Chicago (AL) and went 0-for-4 with three strikeouts...got off to a slow start as he hit .174 with no home runs and three RBI over his first 13 games through April 20...hit his first home run as an Athletic the next day at New York (AL) to start a 25-game stretch where he batted .267 with 12 home runs and 26 RBI...had his first of five multi-homer games May 2 against Seattle and now has 11 multi-homer games in his career...had his first career three-homer game May 17 against Texas and matched his career-high with six RBI (Aug. 6, 2015 vs. San Diego)...it was the 16th three-homer game in Oakland history and the 28th in Athletics history...his third home run was the game-winning grand slam in the bottom of the ninth inning...it was the seventh walk-off grand slam in Oakland history, the first since May 8, 2012 against Toronto (Brandon Inge)...according to the Elias Sport Bureau, he joins Joey Votto (May 13, 2012 vs. Washington) as the only players in Major League history to cap a three-homer game with a walk-off grand slam...it was his first career grand slam and his second career walk-off RBI (single on May 15, 2014 vs. Pittsburgh)...batted .260 with 11 home runs and 26 RBI in 27 games in May...the home runs and RBI are his most ever in a month...tied for the Major League lead in May home runs (Duvall, CIN) and ranked fourth in RBI...is the first Athletic to hit 11 or more home runs in a month since Jason Giambi hit 13 in Sept. 2000...is the first Athletic with 26 or more RBI in a month since Frank Thomas had 31 in Sept. 2006...had the third best May home run total in Oakland history and tied for the third best RBI total...drove in five runs on June 13 against Texas, his second game of five or more RBI in 2016 and the fourth of his career...batted .300 with seven home runs and 13 RBI over a 13-game stretch from July 15 to 29...that included two-homer games on July 16 against Toronto and July 27 at Texas...committed his first error of the season July 17, snapping an 80-game errorless streak as an outfielder dating back to Aug. 28, 2015...then made five errors over his final 45 games in left field, including three over a four-game stretch from Sept. 3-6...homered in three consecutive games for the second time in his career Aug. 12-14 (also May 26-28, 2014)...that started a 16-game stretch where he hit .317 with seven home runs and 15 RBI...then batted .194 over his final 28 games...scored four runs in a game for the first time in his career Aug. 19 at Chicago (AL)...matched his career high with four strikeouts Aug. 22 against Cleveland...hit safely in a season-high eight consecutive games from Sept. 11 to 18 (11-for-29, .379)...homered twice Sept. 18 against Texas and the second home run off Keone Kela in the eighth inning was the 100th of his career...batted .328 with 10 home runs and 24 RBI in 18 games against the Rangers...the home runs are the most by any player against the Texas Rangers and are tied for second most by any player against the Rangers/Senators franchise (Mickey Mantle, 11 in 1961)...the RBI tied for second most by any player against Texas (Bret Boone, 27 in 2001) and tied for second most in Oakland history by any player against any team...was named AL Co-Player of the Week Sept. 19 along with Hanley Ramirez (BOS) after batting .400 with nine runs, a double, five home runs, 13 RBI and seven walks in seven games...it was his first career Player of the Week award.

CAREER

2015—Batted .247 with 27 home runs and 66 RBI in 121 games with Milwaukee...had career highs in walks (44) and stolen bases (6) and matched his best in triples (2)...led the Brewers and tied for 10th in the National League in home runs despite spending over a month of the season on the DL with a torn meniscus in his right knee...hit 21 of his home runs after the All-Star Break, which ranked second in the NL to the Rockies Carlos Gonzalez (27) and tied for third in the majors (Davis, BAL 28)...tied for fifth in the NL in post-break RBI (48)...had just six home runs and 18 RBI in 50 games before the break...had five games with two or more home runs, which tied for third most in the NL...batted .260 against right-handed pitchers compared to .212 against left-handers...hit .296 with 16 home runs and 43 RBI in 66 games at home...190 with 11 home runs and 23 RBI in 55 games on the road...tied for eighth in the NL in home runs at home...hit 15 home runs in 41 day games (fourth in the NL), 12 in 80 contests at night...10 of his home runs came in the seventh inning or later, which tied for third in the NL...batted .298 with 10 home runs when leading off an inning...made 107 starts, all in left field...committed five errors, which were the most among NL left fielders and tied for the most in the majors...had just one assist in 108 games overall in the outfield...went 4-for-11 (.364) with two walks, two home runs and three RBI as a pinch hitter...tied for third in the NL in pinch homers...saw his most action with 48 starts batting fifth and 31 hitting clean-up...started games at every spot in the order except third, eighth and ninth...made his second consecutive Opening Day start in left field for Milwaukee April 6 against Colorado and went 1-for-4...hit his first home run of the season April 29 at Cincinnati to snap a career-high 36-game homerless streak dating back to his last home run on Sept. 5, 2014...had a career-high 0-for-18 streak from April 29 to May 7...matched his career high with four hits May 8 against Chicago (NL)...it was the third four-hit game of his career...hit his second career pinch hit home run May 11

against Chicago (AL)...his third came later in the season on July 18 against Pittsburgh...had his first of five two-homer games May 25 against San Francisco...was batting .250 with five home runs and 16 RBI in 46 games when he was placed on the 15-day disabled list May 31 with a torn meniscus in his right knee...Dr. William Raasch performed surgery on the knee June 2...was sent to Single-A Wisconsin on a rehab assignment July 1 and went 2-for-20 (.100) with three walks and two RBI in six games before he was reinstated from the DL July 7...hit .246 with 22 home runs and 50 RBI in 75 games following his return...had seven home runs and 25 RBI over his first 68 games through Aug. 5...then had three two-homer games over a 13-game span from Aug. 6 to 19 and tallied 20 home runs and 41 RBI over his final 53 games starting Aug. 6...led the majors in home runs and tied for second in the NL in RBI from Aug. 6 through the end of the season...had two home runs and six RBI Aug. 6 against San Diego, two home runs and four RBI Aug. 9 against St. Louis and two home runs and five RBI Aug. 19 against Miami...the six RBI against the Padres were a career high...hit .228 with 10 home runs and 24 RBI in 26 games in August to earn Brewers Player of the Month honors...tied for the NL lead in home runs in August (Gonzalez, COL) and tied for third in RBI...earned the honor again in September/October after hitting .284 with 10 home runs and 20 RBI over his final 32 games...had a season-high six-game hitting streak from Sept. 18 to 23 (8-for-20, .400)...connected for his fifth two-homer game of the season Sept. 27 at St. Louis.

2014—Batted .244 with 22 home runs and 69 RBI in 144 games in his first full season in the Major Leagues...made 131 starts, all in left field...tied for 10th in the National League in extra-base hits (61)...had a .258 batting average against left-handed pitchers compared to .239 against right-handers...hit .403 with four home runs and 10 RBI in 18 interleague games...recorded a career-high four hits April 5 at Boston and again May 26 against Baltimore...produced game-winning extra-inning hits April 20 at Pittsburgh (solo homer in 14th inning) and April 28 at St. Louis (RBI-triple in 12th inning)...gave the Brewers a 4-3 victory May 15 against Pittsburgh with a two-run walk-off single in the ninth inning off Mark Melancon...had a season-best nine-game hitting streak from May 22 to 31...went 15-for-34 (.441) with 10 runs, six doubles, four home runs and eight RBI during the streak.

2013—Made his first career Opening Day roster and batted .279 with 11 home runs and 27 RBI in 56 games with Milwaukee...made 32 starts (30 in left field, two at designated hitter)...had three stints with the Brewers (Opening Day-May 1, July 12-14 and July 23-end of season)...batted .294 with 11 home runs and 27 RBI in 41 games during his final stint with the Brewers, replacing the suspended Ryan Braun...led the team in home runs (11) and tied Carlos Gomez and Jonathan Lucroy for the team lead in RBI (27) following his July 23 recall...made his Major League debut on Opening Day against Colorado and grounded into a fielder's choice as a pinch-hitter...recorded his first ML hit with a double off Patrick Corbin April 6 against Arizona...hit his first ML homer with a pinch-hit solo shot off Colt Hynes July 23 against San Diego...became the fifth player in franchise history to hit his first career ML homer as a pinch-hitter, joining Bob Hansen (1974), Trent Durrington (2004), Prince Fielder (2005) and Taylor Green (2012)...batted .255 with 13 home runs and 37 RBI in 69 games at Triple-A Nashville.

2012—Batted .349 with 12 home runs and 47 RBI in 76 games at Double-A Huntsville (44 games) and Triple-A Nashville (32 games)...appeared in six games from June 29-July 6 with the Rookie Arizona Brewers as part of a rehab assignment while he recovered from a strained right calf...was named Southern League Player of the Week for July 23-29 after batting .545 (12-for-22) with four home runs and nine RBI...was promoted to Nashville July 30...was named Brewers Minor League Player of the Month for July after hitting .343 with seven home runs and 16 RBI in 19 games...played for the Phoenix Desert Dogs in the Arizona Fall League...was added to the 40-man roster Nov. 20.

2011—Batted .280 with 17 home runs, 84 RBI and 10 stolen bases in 125 games with Single-A Brevard County (90 games) and Double-A Huntsville (35 games)...was a Florida State League Midseason All-Star after hitting .327 with 10 home runs and 47 RBI with Brevard County before the All-Star Break...was named Brewers Minor League Player of the Month for April after hitting .350 with five home runs and 22 RBI in 22 games...was promoted to Huntsville July 22.

2010—Batted .280 with 22 home runs, 72 RBI and 17 stolen bases in 128 games with Single-A Wisconsin...was selected to the Midwest League's Midseason and Postseason All-Star teams as he ranked among the leaders in home runs (t-2nd, 22) and slugging percentage (4th, .499)...his 22 home runs set a new Wisconsin single-season franchise record (since tied by Victor Roache and Clint Coulter)...was

named Midwest League Player of the Week for June 21-27 after batting .455 (5-for-11) with two home runs and four RBI.

2009—Went 0-for-1 in one game in his professional debut with Helena of the Rookie Pioneer League... was transferred to the Brewers affiliate in Arizona Rookie League Aug. 3, where he hit .243 with two home runs and eight RBI in 10 games.

PERSONAL/MISCELLANEOUS

Christopher Adrian Davis was originally signed by Brewers scout Josh Belovsky... graduated from Deer Valley (AZ) High School... attended Cal-State Fullerton... his father, Rodney, played professionally as an outfielder in the minor leagues with the Dodgers and later scouted for the Diamondbacks... enjoys reading, table tennis and video games.

LIFETIME PLAYING RECORD

| Year | Club | AVG. | G | AB | R | H | 2B | 3B | HR | RBI | SH | SF | HP | BB | SO | SB | CS | SLG | OBP | E |
|------|------------------|-------------|------------|-------------|------------|------------|-----------|----------|------------|------------|----------|-----------|-----------|------------|------------|-----------|----------|-------------|-------------|-----------|
| 2009 | Helena | .000 | 1 | 1 | 0 | 0 | 0 | 0 | 0 | 0 | 0 | 0 | 0 | 0 | 0 | 0 | 0 | .000 | .000 | 0 |
| | AZL Brewers | .243 | 10 | 37 | 7 | 9 | 0 | 2 | 2 | 8 | 0 | 1 | 1 | 6 | 11 | 4 | 0 | .514 | .356 | 0 |
| 2010 | Wisconsin | .280 | 128 | 457 | 86 | 128 | 26 | 4 | 22 | 72 | 2 | 4 | 15 | 77 | 120 | 17 | 10 | .499 | .398 | 3 |
| 2011 | Brevard County | .309 | 90 | 304 | 50 | 94 | 21 | 1 | 15 | 68 | 0 | 7 | 9 | 51 | 70 | 10 | 5 | .533 | .415 | 2 |
| | Huntsville | .210 | 35 | 124 | 10 | 26 | 7 | 1 | 2 | 16 | 0 | 1 | 1 | 10 | 23 | 0 | 0 | .331 | .272 | 1 |
| 2012 | Huntsville | .383 | 44 | 128 | 23 | 49 | 9 | 0 | 8 | 23 | 1 | 0 | 5 | 20 | 33 | 2 | 2 | .641 | .484 | 2 |
| | AZL Brewers | .368 | 6 | 19 | 7 | 7 | 0 | 0 | 3 | 5 | 0 | 0 | 1 | 2 | 7 | 1 | 1 | .842 | .455 | 0 |
| | Nashville | .310 | 32 | 113 | 23 | 35 | 12 | 0 | 4 | 24 | 0 | 4 | 3 | 20 | 27 | 1 | 0 | .522 | .414 | 0 |
| 2013 | MILWAUKEE | .279 | 56 | 136 | 27 | 38 | 10 | 0 | 11 | 27 | 0 | 1 | 5 | 11 | 34 | 3 | 0 | .596 | .353 | 1 |
| | Nashville | .255 | 69 | 243 | 35 | 62 | 12 | 1 | 13 | 37 | 0 | 2 | 5 | 31 | 59 | 6 | 4 | .473 | .349 | 5 |
| 2014 | MILWAUKEE | .244 | 144 | 501 | 70 | 122 | 37 | 2 | 22 | 69 | 0 | 6 | 10 | 32 | 122 | 4 | 1 | .457 | .299 | 3 |
| 2015 | MILWAUKEE | .247 | 121 | 392 | 54 | 97 | 16 | 2 | 27 | 66 | 0 | 3 | 1 | 44 | 122 | 6 | 2 | .505 | .323 | 5 |
| | Wisconsin | .100 | 6 | 20 | 1 | 2 | 0 | 0 | 0 | 2 | 0 | 1 | 0 | 3 | 2 | 0 | 1 | .100 | .208 | 0 |
| 2016 | OAKLAND | .247 | 150 | 555 | 85 | 137 | 24 | 2 | 42 | 102 | 0 | 5 | 8 | 42 | 166 | 1 | 2 | .524 | .307 | 5 |
| | AL Totals | .247 | 150 | 555 | 85 | 137 | 24 | 2 | 42 | 102 | 0 | 5 | 8 | 42 | 166 | 1 | 2 | .524 | .307 | 5 |
| | NL Totals | .250 | 321 | 1029 | 151 | 257 | 63 | 4 | 60 | 162 | 0 | 10 | 16 | 87 | 278 | 13 | 3 | .494 | .315 | 9 |
| | ML Totals | .249 | 471 | 1584 | 236 | 394 | 87 | 6 | 102 | 264 | 0 | 15 | 24 | 129 | 444 | 14 | 5 | .504 | .312 | 14 |

CAREER TRANSACTIONS

2006 — Selected by the Washington Nationals organization in the 29th round of the First-Year Player Draft; did not sign. **2009** — Selected by the Milwaukee Brewers organization in the 7th round of the First-Year Player Draft. **2015** — On the disabled list, May 31 to July 6; included rehabilitation assignment to Wisconsin, July 1 to 6. **2016** — Traded to the Oakland Athletics for minor league pitcher Bubba Derby and minor league catcher Jacob Nottingham, February 12.

MILESTONES WITHIN REACH

John Axford

Needs 29 games for 500
Needs 50.1 innings pitched for 500

Santiago Casilla

Needs 34 games for 600

Daniel Coulombe

Needs 46 games for 100

Khris Davis

Needs 29 games for 500
Needs 106 hits for 500
Needs 13 doubles for 100

Rajai Davis

Needs 17 hits for 1000
Needs 1 double for 200
Needs 35 stolen bases for 400

Sean Doolittle

Needs 69 games for 300

Ryan Dull

Needs 17 games for 100

Sonny Gray

Needs 2 games for 100
Needs 4 starts for 100

Liam Hendriks

Needs 50 games for 200

Matt Joyce

Needs 42 games for 1000

Jed Lowrie

Needs 27 doubles for 200

Ryan Madson

Needs 15 saves for 100

Ryan Madson

Needs 45 wins for 1000

Trevor Plouffe

Needs 4 home runs for 100

Marcus Semien

Needs 101 games for 500
Needs 150 hits for 500
Needs 36 doubles for 100

Stephen Vogt

Needs 78 games for 500
Needs 152 hits for 500
Needs 33 doubles for 100

VS. THE AMERICAN LEAGUE

| 2016 | | CAREER | | | | | | | | |
|------|----|--------|----|-----|-------------|------|----|----|----|-----|
| AVG. | AB | H | HR | RBI | vs. TEAM | AVG. | AB | H | HR | RBI |
| .100 | 20 | 2 | 0 | 1 | Baltimore | .290 | 31 | 9 | 3 | 6 |
| .273 | 22 | 6 | 1 | 4 | Boston | .378 | 37 | 14 | 1 | 5 |
| .304 | 23 | 7 | 2 | 4 | Chicago | .290 | 31 | 9 | 3 | 5 |
| .217 | 23 | 5 | 2 | 4 | Cleveland | .189 | 37 | 7 | 3 | 5 |
| .367 | 30 | 11 | 2 | 6 | Detroit | .293 | 41 | 12 | 2 | 6 |
| .129 | 70 | 9 | 1 | 3 | Houston | .129 | 70 | 9 | 1 | 3 |
| .286 | 21 | 6 | 2 | 9 | Kansas City | .286 | 21 | 6 | 2 | 9 |
| .246 | 61 | 15 | 6 | 9 | Los Angeles | .219 | 73 | 16 | 6 | 9 |
| .167 | 18 | 3 | 0 | 2 | Minnesota | .241 | 29 | 7 | 1 | 4 |
| .167 | 24 | 4 | 1 | 3 | New York | .143 | 35 | 5 | 1 | 3 |
| — | 0 | 0 | 0 | 0 | Oakland | — | 0 | 0 | 0 | 0 |
| .265 | 68 | 18 | 8 | 14 | Seattle | .237 | 76 | 18 | 8 | 16 |
| .179 | 28 | 5 | 1 | 5 | Tampa Bay | .189 | 37 | 7 | 1 | 5 |
| .328 | 64 | 21 | 10 | 24 | Texas | .324 | 68 | 22 | 11 | 25 |
| .364 | 22 | 8 | 4 | 7 | Toronto | .407 | 27 | 11 | 4 | 9 |

VS. THE NATIONAL LEAGUE

| 2016 | | CAREER | | | | | | | | |
|------|----|--------|----|-----|---------------|------|-----|----|----|-----|
| AVG. | AB | H | HR | RBI | vs. TEAM | AVG. | AB | H | HR | RBI |
| — | 0 | 0 | 0 | 0 | Arizona | .158 | 38 | 6 | 1 | 6 |
| — | 0 | 0 | 0 | 0 | Atlanta | .190 | 42 | 8 | 2 | 7 |
| .167 | 12 | 2 | 0 | 0 | Chicago | .220 | 150 | 33 | 8 | 20 |
| .375 | 8 | 3 | 0 | 1 | Cincinnati | .252 | 127 | 32 | 8 | 20 |
| — | 0 | 0 | 0 | 0 | Colorado | .262 | 42 | 11 | 1 | 7 |
| — | 0 | 0 | 0 | 0 | Los Angeles | .176 | 34 | 6 | 1 | 3 |
| — | 0 | 0 | 0 | 0 | Miami | .256 | 43 | 11 | 4 | 8 |
| .111 | 9 | 1 | 0 | 0 | Milwaukee | .111 | 9 | 1 | 0 | 0 |
| — | 0 | 0 | 0 | 0 | New York | .278 | 36 | 10 | 2 | 5 |
| — | 0 | 0 | 0 | 0 | Philadelphia | .263 | 38 | 10 | 1 | 3 |
| .385 | 13 | 5 | 0 | 0 | Pittsburgh | .254 | 142 | 36 | 5 | 22 |
| .200 | 10 | 2 | 1 | 3 | St. Louis | .241 | 137 | 33 | 9 | 24 |
| — | 0 | 0 | 0 | 0 | San Diego | .349 | 43 | 15 | 4 | 11 |
| .444 | 9 | 4 | 1 | 3 | San Francisco | .383 | 47 | 18 | 5 | 9 |
| — | 0 | 0 | 0 | 0 | Washington | .279 | 43 | 12 | 4 | 9 |

MONTHLY BREAKDOWN

| 2016 | | CAREER | | | | | | | | |
|------|-----|--------|----|-----|-----------|------|-----|----|----|-----|
| AVG. | AB | H | HR | RBI | by MONTH | AVG. | AB | H | HR | RBI |
| — | 0 | 0 | 0 | 0 | March | .000 | 3 | 0 | 0 | 0 |
| .221 | 86 | 19 | 3 | 9 | April | .234 | 273 | 64 | 7 | 21 |
| .260 | 100 | 26 | 11 | 26 | May | .265 | 264 | 70 | 21 | 52 |
| .278 | 79 | 22 | 5 | 18 | June | .268 | 179 | 48 | 10 | 40 |
| .245 | 98 | 24 | 7 | 15 | July | .232 | 228 | 53 | 14 | 35 |
| .275 | 102 | 28 | 8 | 17 | August | .262 | 336 | 88 | 27 | 67 |
| .186 | 86 | 16 | 7 | 15 | September | .234 | 282 | 66 | 21 | 46 |
| .500 | 4 | 2 | 1 | 2 | October | .263 | 19 | 5 | 2 | 3 |

BATTING BREAKDOWN

| 2016 | | CAREER | | | | | | | | |
|------|-----|--------|----|-----|-------------------|------|------|-----|----|-----|
| AVG. | AB | H | HR | RBI | by CATEGORY | AVG. | AB | H | HR | RBI |
| .230 | 265 | 61 | 19 | 45 | Home | .256 | 793 | 203 | 52 | 136 |
| .262 | 290 | 76 | 23 | 57 | Away | .241 | 791 | 191 | 50 | 128 |
| .207 | 188 | 39 | 11 | 23 | Day | .247 | 539 | 133 | 35 | 83 |
| .267 | 367 | 98 | 31 | 79 | Night | .250 | 1045 | 261 | 67 | 181 |
| .248 | 306 | 76 | 19 | 55 | Pre-ASG | .248 | 808 | 200 | 40 | 122 |
| .245 | 249 | 61 | 23 | 47 | Post-ASG | .250 | 776 | 194 | 62 | 142 |
| .267 | 131 | 35 | 10 | 27 | vs. LHP | .248 | 404 | 100 | 28 | 74 |
| .241 | 424 | 102 | 32 | 75 | vs. RHP | .249 | 1180 | 294 | 74 | 190 |
| .243 | 144 | 35 | 9 | 60 | RISP | .240 | 405 | 97 | 21 | 159 |
| .231 | 13 | 3 | 1 | 13 | Bases Loaded | .206 | 34 | 7 | 1 | 23 |
| .500 | 4 | 2 | 0 | 0 | Pinch Hitter | .273 | 44 | 12 | 3 | 5 |
| .264 | 201 | 53 | 15 | 31 | Designated Hitter | .258 | 209 | 54 | 16 | 34 |

BALLPARK BREAKDOWN

| | AVG. | AB | H | HR | RBI |
|--------------------------|------|-----|-----|----|-----|
| AT&T Park | .300 | 30 | 9 | 2 | 5 |
| Angel Stadium | .289 | 38 | 11 | 4 | 7 |
| Busch Stadium | .207 | 58 | 12 | 4 | 9 |
| Camden Yards | .000 | 9 | 0 | 0 | 0 |
| Chase Field | .227 | 22 | 5 | 1 | 5 |
| Citi Field | .217 | 23 | 5 | 1 | 2 |
| Citizens Bank Park | .308 | 13 | 4 | 0 | 2 |
| Comerica Park | .250 | 28 | 7 | 1 | 3 |
| Coors Field | .267 | 15 | 4 | 1 | 4 |
| Dodger Stadium | .167 | 18 | 3 | 0 | 1 |
| Fenway Park | .464 | 28 | 13 | 1 | 5 |
| Globe Life Arlington | .353 | 34 | 12 | 6 | 10 |
| Great American Ball Park | .255 | 55 | 14 | 4 | 9 |
| Kauffman Stadium | .357 | 14 | 5 | 2 | 8 |
| Marlins Park | .318 | 22 | 7 | 2 | 3 |
| Miller Park | .269 | 528 | 142 | 33 | 91 |
| Minute Maid Park | .146 | 41 | 6 | 0 | 2 |
| Nationals Park | .304 | 23 | 7 | 3 | 5 |
| Oakland Coliseum | .230 | 265 | 61 | 19 | 45 |
| PETCO Park | .278 | 18 | 5 | 0 | 1 |
| PNC Park | .229 | 70 | 16 | 3 | 11 |
| Progressive Field | .105 | 19 | 2 | 2 | 2 |
| Rogers Centre | .308 | 13 | 4 | 1 | 2 |
| Safeco Field | .200 | 40 | 8 | 2 | 6 |
| Target Field | .214 | 14 | 3 | 1 | 2 |
| Tropicana Field | .136 | 22 | 3 | 1 | 3 |
| Turner Field | .214 | 28 | 6 | 1 | 5 |
| U.S. Cellular Field | .455 | 11 | 5 | 2 | 4 |
| Wrigley Field | .167 | 72 | 12 | 4 | 9 |
| Yankee Stadium | .231 | 13 | 3 | 1 | 3 |

FIELDING STATISTICS

| Outfield | | YEAR | PCT. | G | PO | A | E | TC | DP |
|---------------|--|------|-------------|------------|------------|----------|-----------|------------|----------|
| | | 2013 | .980 | 34 | 47 | 1 | 1 | 49 | 0 |
| | | 2014 | .988 | 134 | 252 | 2 | 3 | 257 | 2 |
| | | 2015 | .972 | 108 | 171 | 1 | 5 | 177 | 0 |
| | | 2016 | .970 | 93 | 159 | 4 | 5 | 168 | 3 |
| Totals | | | .978 | 369 | 629 | 8 | 14 | 651 | 5 |

DAVIS' CAREER HIGHS

Hits: 4 (three times), last: May 8, 2015 vs. Chicago (NL)

Home Runs: 3, May 17, 2016 vs. Texas; 2 (10 times), September 18, 2016 at Texas; July 27, 2016 at Texas; July 16, 2016 vs. Toronto, May 2, 2016 vs. Seattle; September 27, 2015 at St. Louis; August 19, 2015 vs. Miami, August 9, 2015 vs. St. Louis, August 6, 2015 vs. San Diego, May 25, 2015 vs. San Francisco, August 23, 2013 at Cincinnati

Runs Batted In: 6 (twice), May 17, 2016 vs. Texas; August 6, 2015 vs. San Diego; 5 (twice), June 13, 2016 vs. Texas; August 19, 2015 vs. Miami

Stolen Bases: 1 (14 times), last: May 31, 2016 vs. Minnesota

Hitting Streak: 11, August 13 to 25, 2013

Hitless Streak (At Bats): 18, April 29 to May 7, 2015


Game Ending RBI: 2, May 17, 2016 vs. Texas (grand slam); May 15, 2014 vs. Pittsburgh (single)

Grand Slams: 1, May 17, 2016 vs. Texas (Shawn Tolleson)

Pinch-Hit Home Runs: 3, July 18, 2015 vs. Pittsburgh (Antonio Bastardo); May 11, 2015 vs. Chicago-AL (Zach Duke); July 23, 2013 vs. San Diego (Colt Hynes)

Inside-The-Park Home Runs: None

Lead Off Home Runs: None



OUTFIELDER

Height/Weight: 5-10 / 195 **Bats/Throws:** Right / Right
Birthdate: October 19, 1980 **Opening Day Age:** 36
Birthplace/Resides: Norwich, Connecticut / East Lyme, Connecticut
Major League Service: 9 years, 167 days
Obtained: Signed as a free agent, January 3, 2017
Contract Status: First year of a one-year contract through 2017

CAREER HIGHLIGHTS

Completed his 11th season in the majors in 2016 and is a .267 hitter with 55 home runs, 353 RBI and 365 stolen bases in 1201 games with six teams... ranks fourth among active players in steals...has stolen at least 18 bases in each of the last 10 seasons and has five seasons with 40 or more steals... returns to the A's organization where he spent three seasons from 2008 to 2010...stole 116 bases, which ranks ninth on the Oakland career list... his stolen base percentage of 80.0 (119-for-145) is third best in Athletics history (min. 75 SBA)...has also played for Pittsburgh (2006-07), San Francisco (2007-08), Toronto (2011-13), Detroit (2014-15) and Cleveland (2016) in his career...led the league in steals for the first time in 2016 when he swiped 43 bags for the Indians...also added a career-high 12 home runs...had his breakthrough season with Oakland in 2009 when he batted a career-high .305 with 41 stolen bases...added a career-high 50 steals and 52 RBI the following season...was originally selected by Pittsburgh in the 38th round of the 2001 draft and made his Major League debut with the Pirates in 2006.

ACTIVE STOLEN BASE LEADERS

| | |
|------------|--------------------|
| 508 | Ichiro Suzuki |
| 488 | Jose Reyes |
| 470 | Jimmy Rollins |
| 365 | Rajai Davis |
| 321 | Jacoby Ellsbury |

2016 HIGHLIGHTS

Played for the American League Champion Cleveland Indians and hit .249 with 12 home runs and 48 RBI in 134 games...had career highs in runs (74), home runs, walks (33) and strikeouts (106) and matched his best with 37 extra base hits (also 2014)...led the AL and ranked fourth in the majors with 43 stolen bases...it was the first time he led the league in steals and his seventh career Top 10 finish... became the first Indian to lead the league in steals since Kenny Lofton in 1996...it was his fifth career 40-steal season and he has stolen at least 18 bases in each of the last 10 seasons...at the age of 35, he tied for the fourth oldest player to lead his league in steals...is the oldest since Rickey Henderson led the AL with 66 steals at the age of 39 in 1998...his 43 steals were the most by an age 35-or-older player in Indians history, eclipsing the previous mark of 26 set by Nap Lajoie in 1910...they were the most by a Major Leaguer since Henderson in 1998...was 43-for-49 (87.8%) in stolen base attempts, which was the second highest mark in the AL...led the AL and tied for second in the majors with 13 steals of third base...led the majors with seven steals in the ninth inning...hit .258 (71-for-275) against right-handed pitching compared to .235 (42-for-179) against left-handers...had a .283 batting average with runners in scoring position, but that mark dropped to .208 with RISP and two outs...went 2-for-5 (.400) with the bases loaded and is a .359 (28-for-78) career hitter with the bases full...batted .279 at Progressive Field, .221 on the road... however, hit nine of his 12 home runs and was successful in 18-of-19 (94.7%) stolen base attempts on the road...was also 18-for-19 in steal attempts during the day...slugged nine of his 12 home runs before the All-Star Break...hit .344 with 18 runs scored and was a perfect 6-for-6 in stolen base attempts in 18 interleague games...tied for second in the majors in interleague steals and tied for fourth in runs... now has a .304 (130-for-428) career interleague average...made 107 starts (66 in center field, 40 in left field, one in right field)...had a career-high and team-leading nine assists but tied for seventh among AL outfielders with five errors...was 2-for-15 (.133) with two walks and three stolen bases as a pinch hitter

OLDEST PLAYERS TO LEAD THEIR LEAGUE IN STEALS

| Age | Player | Steals |
|-----|------------------------------|--------|
| 39 | Rickey Henderson (1998, OAK) | 66 |
| 37 | Eddie Collins (1924, CWS) | 42 |
| 36 | Eddie Collins (1923, CWS) | 48 |
| 35 | Rajai Davis (2016, CLE) | 43 |
| 35 | Lou Brock (1974, STL) | 118 |
| 35 | Max Carey (1925, PIT) | 46 |
| 35 | Patsy Donovan (1900, STL) | 45 |

and is a .165 (15-for-91) career hitter in the pinch...made 69 starts batting leadoff...his other 38 starts came in the six through nine spots in the order...hit .253 with 11 home runs, 35 RBI and 26 stolen bases in 70 games overall batting first...the steals were the most in the AL...batted .229 against a pitcher the first two times he saw him in a game, .341 after that...was 8-for-8 in stolen bases against Chicago (AL) and his 36 career steals against the White Sox are his most against any team.

CLEVELAND: Was the Indians Opening Day starter in center field on April 5 against Boston and was 0-for-4 with three strikeouts...went 2-for-17 (.118) over his first five games before compiling a season-best 10-game hitting streak from April 13 to 29 (15-for-44, .341)...was successful in 26 consecutive stolen base attempts from April 24 to Aug. 12, which was the longest streak of his career...had a 4-for-39 (.103) stretch from April 30 to May 14...went 3-for-3 with two walks and matched his career high with four runs scored May 17 against Cincinnati (also Aug. 10, 2007 vs. Pittsburgh)...had his third career two-homer game the next day at Cincinnati...went 9-for-16 (.563) with 10 runs, three doubles, two triples, nine RBI, six walks, two stolen bases and four multiple hit games in four games against the Reds from May 16 to 19 to earn Ohio Cup MVP honors...hit .333 (35-for-105) over a 28-game span from May 29 to July 2 to lift his average from .233 to .275...scored the 500th run of his career June 12 at Los Angeles (AL)...had his first of two four-hit games June 19 against Chicago (AL)...hit .321 with a ML leading 10 stolen bases in June...then batted .217 in July...hit for the cycle in a 4-for-5 performance on July 2 at Toronto...it was his first career cycle and the first by an Indian since Travis Hafner on Aug. 14, 2003...led off the game with a home run, tripled in the third, doubled in the seventh and singled with one out in the ninth...it marked the second time in his career he led off the game with a home run (July 30, 2012 at Seattle) and it was his ninth career four-hit game...went 16-for-45 (.356) with eight stolen bases over a 15-game stretch from Aug. 4 to 21...stole three bases Aug. 12 against Los Angeles (AL), his 10th career game with three or more steals...hit .179 over his final 30 regular season games beginning Aug. 22...stole a base in four consecutive games from Sept. 14 to 17 (five stolen bases total)...stole two bases as a pinch runner in the bottom of the ninth inning on the 17th against Detroit to become the first Indian pinch runner with two steals in a game since Kenny Lofton on April 8, 1994...batted .190 in the month of September...then hit .147 with a double, home run, four RBI and four stolen bases while appearing in all 15 of the Indians games in the postseason...started six games (five in center field, one in left field), including one each in the ALDS and ALCS and four in the World Series...went 0-for-6 with three strikeouts in the ALDS against Boston and 0-for-6 with two strikeouts in the ALCS against Toronto...then hit .227 with three stolen bases in the World Series against Chicago...went 1-for-11 (.091) over the first four games, giving him a .043 (1-for-23) average over the first 12 games of the postseason...then was a combined 4-for-11 (.364) with a home run, three RBI and three stolen bases in Games 5, 6 and 7 of the World Series...tied a World Series single game record with three stolen bases in Game 5 on Oct. 30 at Chicago...it was the sixth three-steal game, but just the second over the last 48 years (Melvin Upton Jr., 2008 Game 3)...it was the first by an Indian...at the age of 36 years, 11 days, he was the oldest to do it...had two hits in that game and two more in Game 7 at Cleveland...in Game 7, he hit the game-tying two-run home run off Aroldis Chapman in the bottom of the eighth inning and added a RBI single in the 10th in a game the Indians would lose 8-7 in 10 innings.

CAREER

2015—Completed his second season with the Tigers, hitting .258 with 16 doubles, 11 triples, eight home runs, 30 RBI and 18 stolen bases in 112 games...established a career high with 11 triples and matched a then career-high with eight home runs...tied for third in the American League in triples...hit .245 against left-handed pitchers compared to .267 against right-handers...posted a .284 batting average at Comerica Park, .230 on the road...hit .277 with 31 runs scored, 10 doubles, seven triples, two home runs and 12 RBI before the All-Star break...batted .235 with 24 runs scored, six doubles, four triples, six home runs and 18 RBI following the All-Star break...appeared in 46 games in center field, 39 in left field and 10 in right field...accounted for the only run of the game on April 15 at Pittsburgh, hitting a solo home run in the sixth inning...according to the Elias Sports Bureau, Davis was the first Tigers player to homer in a 1-0 game on the road since Alan Trammell in May, 1988 against the Angels in Anaheim...swiped three bases April 25 against Cleveland...hit .300 with 11 runs scored, one double, one triple, one home run and five RBI in 16 games during the month of April...was placed on the paternity list June 2 and was reinstated June 5...played in the 1,000th game of his career June 15 against Cincinnati...recorded a season-best, 10-game hitting streak from June 17 to July 2 and hit .306 (11-for-36) with five runs scored, two doubles, one triple, one home run and one RBI during the streak...posted a .310 batting average with nine runs scored, four doubles, three triples, one home run and two RBI in June...hit

a pair of home runs Sept. 7 against Tampa Bay, which marked the second multi-homer game of his career (May 18, 2012 vs. New York-NL)... added a home run Sept. 8 against Tampa Bay to homer in back-to-back games for the second time in his career (Sept. 3-4, 2013)...connected for a walk-off RBI triple in the bottom of the 10th inning Sept. 12 against Chicago (AL)...it marked the seventh walk-off hit of his career...was named Tigers Player of the Month for September after hitting .344 with 10 runs scored, one double, three triples, four home runs and 12 RBI...tied for third in the AL in triples during September, while he was eighth in batting average.

ATHLETICS CAREER STOLEN BASE PERCENTAGE LEADERS

| PLAYER | SB | SBA | SB% |
|---------------------------------|------------|------------|--------------|
| 1. Stan Javier (1986-95) | 103 | 120 | 85.8% |
| 2. Coco Crisp (2010-16) | 169 | 200 | 84.5% |
| 3. Rajai Davis (2008-10) | 116 | 145 | 80.0% |
| 4. Rickey Henderson (1979-98) | 867 | 1086 | 79.8% |
| 5. Davey Lopes (1982-84) | 62 | 78 | 79.5% |
| Jose Tartabull (1962-70) | 62 | 78 | 79.5% |

(min. 75 stolen base attempts)

2014—Finished his first full season with the Tigers, appearing in 134 games...matched what was then a career high with eight home runs...tied for third in the American League with 36 stolen bases, which were the most by a Tigers player since Alex Sanchez swiped 44 bags in 2003...tabbed as the second-fastest baserunner in the AL by *Baseball America*...batted .356 with four home runs and 18 RBI with left-handed pitchers on the mound...hit .247 with four home runs and 33 RBI against righties...batted .312 in 64 games at Comerica Park compared to .258 in 70 games on the road...hit .302 with runners in scoring position...connected for a season-high three hits April 24 against Chicago (AL), a total he would equal 11 other times during the season...batted .348 with eight stolen bases, two doubles, two home runs and nine RBI in 18 games during April...compiled a season-best eight-game hitting streak from May 21 to 31...batted .375 (12-for-32) with six runs scored, three doubles, one home run and two RBI during the streak...belted a walk-off grand slam and had a season-high four RBI June 30 against Oakland...it marked the second grand slam and first walk-off home run of his career...it was the Tigers eighth walk-off grand slam since at least 1938, and the second ultimate grand slam (team is trailing by three runs) in franchise history...hit .368 with three stolen bases, seven runs scored, four doubles and six RBI in 19 games during July...the batting average ranked second in the AL that month...stole the 300th base of his career in the second game of the doubleheader August 30 at Chicago's U.S. Cellular Field...swiped three bases on August 17 against Seattle to become the first Tigers player to steal three-or-more bags in a game since Curtis Granderson did so on Sept. 30, 2007...went 2-for-6 (.333) in three ALDS games against Baltimore in his postseason debut.

2013—Completed his third season with the Toronto Blue Jays and appeared in 108 games...ranked second in the American League with 45 stolen bases...was rated as the second fastest baserunner and third best baserunner in the AL by *Baseball America*...batted .288 with seven doubles, one triple, two home runs and 11 RBI in 58 games prior to the All-Star break...hit .232 with nine doubles, one triple, four home runs and 13 RBI in 50 games following the break...compiled a .319 average against left-handed pitching...batted .228 with righties on the mound...was sidelined from May 11 to June 4 with a strained oblique...was assigned to Single-A Dunedin on an injury rehabilitation assignment May 31 and went 3-for-10 (.300) with a triple in three games...hit .378 with a double and four RBI in 22 games during June...the batting average was third best in the AL in the month among players with at least 45 plate appearances...knocked in a season-high three runs July 7 against Minnesota...stole a career-high four bases on July 27 against Houston...compiled a season-high eight-game hitting streak from Aug. 31 to Sept. 10...batted .300 (9-for-30) with one double, a triple, three home runs and seven RBI during the streak.

2012—Played 142 games, his most since playing 143 games in 2010...started 117 games (96 in left field, 14 in right field, five in center field and two at designated hitter)...hit eight home runs, which was a career-high at the time...had first career multi-homer game May 18 against New York (NL)...led the club with 46 stolen bases and was second in the American League to Mike Trout (49)...had 10 games with multiple stolen bases...stole three bases July 8 at Chicago (AL)...became the sixth different Blue Jay to steal 45 or more bases in a season and had the most since Shannon Stewart stole 51 in 1998...recorded a hit in seven consecutive plate appearances from Sept. 28-29, which fell one shy of the club mark held by Rance Mulliniks, Paul Molitor, Tony Fernandez and Adam Lind...matched a career high with four hits Sept. 28 against New York (AL)...batted .285 against left-handed pitchers compared to

.243 against right-handers...hit .317 with runners in scoring position...committed a career-high eight errors, which was four more than his previous high.

2011—Appeared in 95 games with Toronto prior to being placed on the disabled list on Aug. 15...hit a career-low .238 but had a then career-best six triples...stole 34 bases despite starting only 82 games (71 in center field, seven in right field, four in left field)...led the Blue Jays and tied for seventh in the American League in steals...at the time of his last contest on Aug. 14, he was third in the AL...stole more than one base on ten occasions, including three in three contests...on July 19 against Seattle, he stole three bases despite entering the game in the ninth inning as a pinch runner...eventually scored the winning run in the 14th inning in a 6-5 win...batted .221 vs. right-handers compared to .288 against left-handers...preferred Rogers Centre, batting .270 at home with a .729 OPS as opposed to .204 average with a .512 OPS on the road...was on the disabled list from April 12 to 28 with an aggravated right ankle strain...had his best month in May, posting a .295 average with 12 stolen bases...had a career high four hits May 11 against Boston...went almost one month without recording a stolen base from June 5 to July 3...snapped a 0-for-23 streak with a fourth inning double June 11...batted just .163 in June with a .171 on-base percentage, walking just once while striking out 21 times, although he did add his only home run of the season June 1 against Cleveland...tore his left hamstring running out a ground ball Aug. 14 and was placed on the 15-day disabled list...did not appear in game after that and was transferred to the 60-day disabled list Sept. 7.

2010—Batted .284 with five home runs and 52 RBI in 143 games with Oakland and stole a career-high 50 bases...ranked third in the American League and the majors in steals...became the seventh player (27th time) in Athletics history to steal at least 50 bases...is the fifth player in Athletics history with at least two 40-steal seasons (Henderson 10, Bert Campaneris 8, Eddie Collins 5, Bill North 3)...also had career-highs in games, at bats (525), hits (149), doubles (28) and RBI (52)...led the A's in stolen bases for the third consecutive season and also topped the club with 39 multiple hit games...tied for third in the AL in four-hit games (4) and tied for eighth in infield hits (29)...ranked seventh in the AL in batting in the seventh inning or later (.313) and 10th in batting at night (.314)...started 74 games in center field, a team-leading 33 in left field and 26 in right field...stole the 100th base of his career April 17 against Baltimore...finished April with 10 stolen bases, which were the most by an Athletic in the first month of the season since Rickey Henderson had 11 in 1990...stole three bases May 26 at Baltimore...led the majors with 12 stolen bases in May...had a career-high tying four hit game June 18 at St. Louis...went 4 for 5 with three runs scored, two doubles, a grand slam, five RBI and a stolen base July 10 against Los Angeles...became just the second player in Oakland history with at least four hits, five RBI and a stolen base in one game...joins Tony Armas, who did it at Kansas City, Sept. 20, 1980...went 4-for-6 Sept. 26 against Texas and 4-for-5 Sept. 30 against Seattle.

2009—Hit .305 in 125 games with Oakland...had the fourth best batting average in the American League from June 1 through the end of the season (.324)...overall, he ranked fifth in the AL with 41 stolen bases...became the ninth player (24th time) in Oakland history steal 40 bases in a season...tied for the Major League lead with 30 stolen bases after the All-Star Break...started a team-leading 93 games in center field and also had four starts in right field...had eight assists, which ranked third among AL center fielders...had his first career game-ending hit June 11 against Minnesota with a ninth inning RBI single off Guerrier...scored from first base on an error on a pickoff attempt July 17 against Los Angeles...batted .405 with 16 RBI in 18 games in July...had a pinch hit game-ending triple Aug. 3 against Texas...hit .316 with 10 doubles and 15 stolen bases in 28 games in August...led the majors in steals in August and tied for third in the AL in doubles...had six at-bats in three straight games from Sept. 8 to 11 to become the first player in Oakland history to collect six at-bats in three consecutive games...stole a base in four consecutive games from Sept. 8 to 12 and Sept. 15 to 18...hit safely in a career-high 14 consecutive games from Sept. 13 to 26 (22-for-62, .355)...hit .333 with 23 runs scored, nine doubles, 16 RBI and 11 stolen bases in September...led the AL in runs in September, tied for the lead in hits, ranked second in stolen bases and tied for fourth in doubles.

2008—Was claimed by the A's off waivers from San Francisco April 23 and went on to steal a team leading 25 bases with Oakland...had four stolen bases with the Giants, giving him 29 overall...his 29 steals in 226 plate appearances tied for fourth most in the Major Leagues since 1900 among players with 250 or fewer plate appearances...was successful in 25 of his 31 (80.6%) attempts with Oakland, which was the eighth best percentage in the American League...pinch ran 28 times with the two clubs...was

on the Opening Day roster for San Francisco but was designated for assignment April 20...went 3 for 4 with a triple in his Oakland debut April 24, a start in center field against Minnesota...made his Major League second base debut June 18 at Arizona...it was his first appearance in the infield since playing two games at second base for Single-A Williamsport in 2001...had a career high four hits Aug. 27 at Los Angeles...pinch ran for designated hitter Jack Cust in the eighth inning Sept. 5 at Baltimore, stole third base, scored a run and then hit his first career grand slam off Randor Bierd later in the inning...tied an Oakland record with two triples Sept. 9 at Detroit...committed the first error of his career Sept. 11 against Texas after starting his career with a 148 game errorless streak...played for Anzoategui in the Venezuelan Winter League following the season and batted .276 with two home runs, four RBI and seven stolen bases in 15 games.

2007—Split the year between the Pirates organization and the Giants...opened his campaign at Triple-A Indianapolis, before being called up to Pittsburgh in June and traded to San Francisco at the end of July...was acquired by the Giants at the July 31 trade deadline with a player to be named later (pitcher Stephen Macfarland) in exchange for pitcher Matt Morris...appeared in 75 Major League contests overall, batting .279 with one home run, nine RBI and 22 steals...after joining the Giants Aug. 1, his 17 stolen bases were the sixth highest total in the National League...hammered his first career home run Aug. 17 at Florida, a two-run shot off Scott Olsen...including his time with the Pirates, he batted .299 over his last 64 ML contests...hit .318 in 53 contests with Indianapolis, recording 27 steals...with the glove, he did not commit an error in majors, handling 134 total chances while playing all three outfield positions.

2006—Spent the majority of his season with Indianapolis...finished second in the International League in stolen bases (45)...was recalled by Pittsburgh Aug. 14 and went 0 for 1 in Major League debut that night against Milwaukee (fled out as a pinch hitter)...walked and swiped his first Major League base Aug. 16 against Milwaukee...snapped a 0 for 5 start to his career with a pinch double off Chicago's Carlos Zambrano Aug. 29 and also scored his first big-league run...participated in the Venezuelan Winter League and hit .227 with four RBI and six stolen bases in 15 games with Caracas.

2005—Made his debut on Pittsburgh's 40-man roster...spent the season with Double-A Altoona and earned mid-season Eastern League All-Star honors...shared the Eastern League lead in stolen bases (45) and ranked fifth in runs (82)...led the club in games (123), hits (140) and at-bats (499)...shared the team lead in stolen bases while also equaling the Curve's single-season club record...hit .292 with a home run and three RBI in 19 games with Guasave of Mexican Winter League.

2004—Earned Carolina League mid- and post-season All-Star honors for Single-A Lynchburg...paced the league in average (.314), runs (91), hits (160) and stolen bases (57)...became the first Lynchburg player since Lenny Dykstra in 1983 to lead the league in stolen bases.

2003—Was named to the South Atlantic League postseason All-Star team while playing for Single-A Hickory...ranked third among league leaders in stolen bases (40), hits (146) and runs (84)...also finished seventh in batting (.305)...tied for the lead among Bucco farmhands in triples (7), ranked third in runs and tied for second in hits.

2002—Was named Topps Gulf Coast League Player of Year, while also being named to the GCL All-Star team...hit .380 with 16 doubles, five triples, four home runs, 38 RBI and 26 stolen bases in 55 games with the GCL Pirates, Single-A Williamsport and Single-A Hickory...led the GCL in average (.384), at bats (224), hits (86), on-base percentage (.436) and total bases (124)...tied for the league lead in extra-base hits (25) and finished third in stolen bases (24) and second in slugging (.554)...paced Pittsburgh farmhands in average and on-base percentage (.444)...finished season with South Atlantic League champion Hickory club.

2001—Began his professional career with rookie-league Williamsport, before spending the remainder of the season with the Gulf Coast League Pirates.

PERSONAL/MISCELLANEOUS

Rajai Lavae Davis...graduated from New London (CT) High School in 1999, playing baseball, basketball and football...attended University of Connecticut at Avery Point (Groton, CT)...is married, Marissa...had a daughter, Jada Marie, and son, Jordan Michael...during his first stint with the A's, he

supported the A's Home Run Readers and "Mathletics" programs...was a part of the A's 2009 Holiday Caravan, which featured many public appearances around the Bay Area and a Christmas shopping event for children from the Henry Robinson Shelter in Oakland.

LIFETIME PLAYING RECORD

| Year | Club | AVG. | G | AB | R | H | 2B | 3B | HR | RBI | SH | SF | HP | BB | SO | SB | CS | SLG | OBP | E |
|------------------|----------------|-------------|-------------|-------------|------------|------------|------------|-----------|-----------|------------|-----------|-----------|-----------|------------|------------|------------|-----------|-------------|-------------|-----------|
| 2001 | Williamsonport | .083 | 6 | 12 | 1 | 1 | 0 | 0 | 0 | 0 | 0 | 0 | 0 | 2 | 4 | 0 | 1 | .083 | .214 | 0 |
| | GCL Pirates | .262 | 26 | 84 | 19 | 22 | 1 | 0 | 0 | 4 | 3 | 1 | 1 | 13 | 26 | 11 | 3 | .274 | .364 | 1 |
| 2002 | GCL Pirates | .384 | 58 | 224 | 38 | 86 | 16 | 5 | 4 | 35 | 0 | 3 | 3 | 20 | 25 | 24 | 6 | .554 | .436 | 3 |
| | Williamsonport | .000 | 1 | 4 | 0 | 0 | 0 | 0 | 0 | 0 | 0 | 0 | 0 | 1 | 0 | 0 | 0 | .000 | .000 | 0 |
| | Hickory | .429 | 6 | 14 | 4 | 6 | 0 | 0 | 0 | 3 | 1 | 0 | 1 | 6 | 2 | 2 | 2 | .429 | .619 | 0 |
| 2003 | Hickory | .305 | 125 | 478 | 84 | 146 | 21 | 7 | 6 | 54 | 8 | 2 | 6 | 55 | 65 | 40 | 13 | .416 | .383 | 7 |
| 2004 | Lynchburg | .314 | 127 | 509 | 91 | 160 | 27 | 7 | 5 | 38 | 4 | 0 | 2 | 59 | 60 | 57 | 15 | .424 | .388 | 9 |
| 2005 | Altoona | .281 | 123 | 499 | 82 | 140 | 22 | 5 | 4 | 34 | 6 | 1 | 12 | 43 | 76 | 45 | 9 | .369 | .351 | 10 |
| 2006 | Indianapolis | .283 | 100 | 385 | 53 | 109 | 17 | 1 | 2 | 21 | 2 | 0 | 3 | 27 | 59 | 45 | 13 | .348 | .335 | 2 |
| | PITTSBURGH | .143 | 20 | 14 | 1 | 2 | 1 | 0 | 0 | 0 | 1 | 0 | 0 | 2 | 3 | 1 | 3 | .214 | .250 | 0 |
| | Indianapolis | .318 | 53 | 211 | 31 | 67 | 12 | 4 | 4 | 30 | 2 | 2 | 3 | 21 | 25 | 27 | 9 | .469 | .384 | 3 |
| 2007 | PITTSBURGH | .271 | 24 | 48 | 6 | 13 | 2 | 1 | 0 | 2 | 1 | 1 | 0 | 7 | 3 | 5 | 2 | .354 | .357 | 0 |
| | SAN FRANCISCO | .282 | 51 | 142 | 26 | 40 | 9 | 1 | 1 | 7 | 2 | 0 | 4 | 14 | 25 | 17 | 4 | .380 | .363 | 0 |
| | SAN FRANCISCO | .056 | 12 | 18 | 2 | 1 | 0 | 0 | 0 | 0 | 0 | 0 | 0 | 1 | 6 | 4 | 0 | .056 | .105 | 0 |
| 2008 | OAKLAND | .260 | 101 | 196 | 28 | 51 | 5 | 4 | 3 | 19 | 2 | 1 | 1 | 7 | 34 | 25 | 6 | .372 | .288 | 1 |
| 2009 | OAKLAND | .305 | 125 | 390 | 65 | 119 | 27 | 5 | 3 | 48 | 2 | 4 | 7 | 29 | 70 | 41 | 12 | .423 | .360 | 4 |
| 2010 | OAKLAND | .284 | 143 | 525 | 66 | 149 | 28 | 3 | 5 | 52 | 1 | 5 | 4 | 26 | 78 | 50 | 11 | .377 | .320 | 4 |
| 2011 | TORONTO | .238 | 95 | 320 | 44 | 76 | 21 | 6 | 1 | 29 | 1 | 1 | 1 | 15 | 63 | 34 | 11 | .350 | .273 | 2 |
| | New Hampshire | .300 | 4 | 10 | 1 | 3 | 1 | 0 | 0 | 0 | 0 | 0 | 2 | 2 | 2 | 0 | 2 | .400 | .500 | 0 |
| | Dunedin | .400 | 2 | 5 | 1 | 2 | 0 | 0 | 1 | 1 | 0 | 0 | 0 | 0 | 1 | 0 | 0 | 1.000 | .400 | 0 |
| 2012 | TORONTO | .257 | 142 | 447 | 64 | 115 | 24 | 3 | 8 | 43 | 1 | 4 | 6 | 29 | 102 | 46 | 13 | .378 | .309 | 8 |
| 2013 | TORONTO | .260 | 108 | 331 | 49 | 86 | 16 | 2 | 6 | 24 | 1 | 2 | 5 | 21 | 67 | 45 | 6 | .375 | .312 | 2 |
| | Dunedin | .300 | 3 | 10 | 2 | 3 | 0 | 1 | 0 | 0 | 0 | 0 | 0 | 1 | 0 | 0 | 0 | .500 | .300 | 0 |
| 2014 | DETROIT | .282 | 134 | 461 | 64 | 130 | 27 | 2 | 8 | 51 | 3 | 3 | 5 | 22 | 75 | 36 | 11 | .401 | .320 | 5 |
| 2015 | DETROIT | .258 | 112 | 341 | 55 | 88 | 16 | 11 | 8 | 30 | 1 | 3 | 3 | 22 | 76 | 18 | 8 | .440 | .306 | 2 |
| 2016 | CLEVELAND | .249 | 134 | 454 | 74 | 113 | 23 | 2 | 12 | 48 | 1 | 2 | 5 | 33 | 106 | 43 | 6 | .388 | .306 | 5 |
| AL Totals | | .268 | 1094 | 3465 | 509 | 927 | 187 | 38 | 54 | 344 | 13 | 25 | 37 | 204 | 671 | 338 | 84 | .390 | .313 | 33 |
| NL Totals | | .252 | 107 | 222 | 35 | 56 | 12 | 2 | 1 | 9 | 4 | 1 | 4 | 24 | 37 | 27 | 9 | .338 | .335 | 0 |
| ML Totals | | .267 | 1201 | 3687 | 544 | 983 | 199 | 40 | 55 | 353 | 17 | 26 | 41 | 228 | 708 | 365 | 93 | .387 | .314 | 33 |

CAREER TRANSACTIONS

2001 — Selected by the Pittsburgh Pirates organization in the 38th round of the First-Year Player Draft. **2007** — Traded with a player to be named later (pitcher Stephen Macfarland Aug. 27) to the San Francisco Giants in exchange for pitcher Matt Morris, July 31. **2008** — Claimed off waivers by Oakland, April 23. **2010** — Traded to the Toronto Blue Jays Danny Farquhar and Trystan Magnuson, November 17. **2011** — On the disabled list, April 12 to 28; included rehabilitation assignment to New Hampshire, April 22 to 28. On the disabled list, August 15 to October 31; included rehabilitation assignment to Dunedin, Sept. 3 to 5. **2013** — On the disabled list, May 11 to June 3; included rehabilitation assignment to Dunedin, May 31 to June 3. Elected free agency, October 31; signed by the Detroit Tigers, December 11. **2015** — On paternity list, June 2 to 4. Granted free agency, November 2; signed by the Cleveland Indians, December 17. **2016** — Elected free agency, November 3. **2017** — Signed by the Oakland Athletics, January 3.

DIVISION SERIES PLAYING RECORD

| Year | Club/Opp. | AVG. | G | AB | R | H | 2B | 3B | HR | RBI | SH | SF | HP | BB | SO | SB | CS | SLG | OBP | E |
|---------------|-------------|-------------|----------|-----------|----------|----------|----------|----------|----------|----------|----------|----------|----------|----------|----------|----------|----------|-------------|-------------|----------|
| 2014 | DET vs. BAL | .333 | 3 | 6 | 0 | 2 | 0 | 0 | 0 | 0 | 0 | 0 | 0 | 0 | 0 | 0 | 0 | .333 | .333 | 1 |
| 2016 | CLE vs. BOS | .000 | 3 | 6 | 0 | 0 | 0 | 0 | 0 | 1 | 0 | 1 | 0 | 3 | 0 | 0 | 0 | .000 | .000 | 0 |
| Totals | | .167 | 6 | 12 | 0 | 2 | 0 | 0 | 0 | 1 | 0 | 1 | 0 | 3 | 0 | 0 | 0 | .167 | .154 | 1 |

LEAGUE CHAMPIONSHIP SERIES PLAYING RECORD

| Year | Club/Opp. | AVG. | G | AB | R | H | 2B | 3B | HR | RBI | SH | SF | HP | BB | SO | SB | CS | SLG | OBP | E |
|------|-------------|------|---|----|---|---|----|----|----|-----|----|----|----|----|----|----|----|------|------|---|
| 2016 | CLE vs. TOR | .000 | 5 | 6 | 1 | 0 | 0 | 0 | 0 | 0 | 0 | 0 | 0 | 2 | 1 | 0 | 0 | .000 | .000 | 0 |

WORLD SERIES PLAYING RECORD

| Year | Club/Opp. | AVG. | G | AB | R | H | 2B | 3B | HR | RBI | SH | SF | HP | BB | SO | SB | CS | SLG | OBP | E |
|------|-------------|------|---|----|---|---|----|----|----|-----|----|----|----|----|----|----|----|------|------|---|
| 2016 | CLE vs. CHI | .227 | 7 | 22 | 3 | 5 | 1 | 0 | 1 | 3 | 0 | 0 | 1 | 1 | 4 | 3 | 0 | .409 | .292 | 0 |

VS. THE AMERICAN LEAGUE

| 2016 | | CAREER | | | | | | | | |
|------|----|--------|----|-----|------------------|------|-----|----|----|-----|
| AVG. | AB | H | HR | RBI | vs. TEAM | AVG. | AB | H | HR | RBI |
| .333 | 15 | 5 | 0 | 0 | Baltimore | .267 | 217 | 58 | 6 | 28 |
| .200 | 20 | 4 | 1 | 2 | Boston | .240 | 246 | 59 | 4 | 28 |
| .250 | 60 | 15 | 1 | 6 | Chicago (AL) | .297 | 317 | 94 | 4 | 24 |
| — | 0 | 0 | 0 | 0 | Cleveland | .304 | 191 | 58 | 2 | 27 |
| .344 | 32 | 11 | 0 | 8 | Detroit | .272 | 147 | 40 | 0 | 15 |
| .095 | 21 | 2 | 0 | 0 | Houston | .136 | 88 | 12 | 0 | 4 |
| .200 | 55 | 11 | 1 | 4 | Kansas City | .243 | 235 | 57 | 4 | 26 |
| .200 | 20 | 4 | 0 | 0 | Los Angeles (AL) | .257 | 241 | 62 | 2 | 20 |
| .220 | 50 | 11 | 1 | 4 | Minnesota | .263 | 278 | 73 | 5 | 28 |
| .200 | 20 | 4 | 1 | 3 | New York (AL) | .260 | 262 | 68 | 3 | 24 |
| .083 | 12 | 1 | 0 | 0 | Oakland | .231 | 91 | 21 | 1 | 9 |
| .304 | 23 | 7 | 2 | 5 | Seattle | .280 | 236 | 66 | 6 | 17 |
| .333 | 15 | 5 | 1 | 2 | Tampa Bay | .241 | 174 | 42 | 5 | 15 |
| .160 | 25 | 4 | 0 | 1 | Texas | .282 | 248 | 70 | 0 | 24 |
| .320 | 25 | 8 | 2 | 3 | Toronto | .257 | 101 | 26 | 2 | 7 |

VS. THE NATIONAL LEAGUE

| 2016 | | CAREER | | | | | | | | |
|-------|----|--------|----|-----|------------------|------|----|----|----|-----|
| AVG. | AB | H | HR | RBI | vs. TEAM | AVG. | AB | H | HR | RBI |
| .250 | 8 | 2 | 0 | 0 | Arizona | .371 | 35 | 13 | 3 | 8 |
| — | 0 | 0 | 0 | 0 | Atlanta | .216 | 37 | 8 | 0 | 2 |
| — | 0 | 0 | 0 | 0 | Chicago (NL) | .333 | 33 | 11 | 1 | 4 |
| .563 | 16 | 9 | 2 | 9 | Cincinnati | .240 | 50 | 12 | 2 | 9 |
| — | 0 | 0 | 0 | 0 | Colorado | .422 | 45 | 19 | 0 | 4 |
| — | 0 | 0 | 0 | 0 | Los Angeles (NL) | .309 | 55 | 17 | 1 | 5 |
| 1.000 | 1 | 1 | 0 | 0 | Miami | .244 | 45 | 11 | 1 | 5 |
| — | 0 | 0 | 0 | 0 | Milwaukee | .296 | 27 | 8 | 0 | 0 |
| .214 | 14 | 3 | 0 | 0 | New York (NL) | .240 | 25 | 6 | 2 | 4 |
| .222 | 9 | 2 | 0 | 1 | Philadelphia | .294 | 34 | 10 | 0 | 3 |
| — | 0 | 0 | 0 | 0 | Pittsburgh | .317 | 63 | 20 | 1 | 5 |
| — | 0 | 0 | 0 | 0 | San Diego | .316 | 19 | 6 | 0 | 0 |
| — | 0 | 0 | 0 | 0 | San Francisco | .240 | 50 | 12 | 0 | 4 |
| — | 0 | 0 | 0 | 0 | St. Louis | .184 | 38 | 7 | 0 | 2 |
| .308 | 13 | 4 | 0 | 0 | Washington | .288 | 59 | 17 | 0 | 2 |

MONTHLY BREAKDOWN

| 2016 | | CAREER | | | | | | | | |
|------|----|--------|----|-----|-----------|------|-----|-----|----|-----|
| AVG. | AB | H | HR | RBI | by MONTH | AVG. | AB | H | HR | RBI |
| — | 0 | 0 | 0 | 0 | March | .000 | 3 | 0 | 0 | 0 |
| .274 | 62 | 17 | 2 | 9 | April | .259 | 441 | 114 | 7 | 43 |
| .223 | 94 | 21 | 3 | 13 | May | .261 | 541 | 141 | 8 | 51 |
| .321 | 84 | 27 | 3 | 7 | June | .269 | 629 | 169 | 11 | 54 |
| .217 | 69 | 15 | 1 | 6 | July | .265 | 532 | 141 | 7 | 60 |
| .268 | 82 | 22 | 3 | 10 | August | .260 | 810 | 211 | 9 | 70 |
| .190 | 58 | 11 | 0 | 3 | September | .285 | 680 | 194 | 13 | 71 |
| .000 | 5 | 0 | 0 | 0 | October | .255 | 51 | 13 | 0 | 4 |

BATTING BREAKDOWN

| 2016 | | CAREER | | | | | | | | |
|------|-----|--------|----|-----|-------------------|------|------|-----|----|-----|
| AVG. | AB | H | HR | RBI | by CATEGORY | AVG. | AB | H | HR | RBI |
| .279 | 219 | 61 | 3 | 23 | Home | .277 | 1791 | 497 | 28 | 188 |
| .221 | 235 | 52 | 9 | 25 | Away | .256 | 1896 | 486 | 27 | 165 |
| .255 | 157 | 40 | 5 | 17 | Day | .251 | 1349 | 339 | 16 | 110 |
| .246 | 297 | 73 | 7 | 31 | Night | .275 | 2338 | 644 | 39 | 243 |
| .265 | 275 | 73 | 9 | 34 | Pre-ASG | .264 | 1859 | 490 | 30 | 177 |
| .223 | 179 | 40 | 3 | 14 | Post-ASG | .270 | 1828 | 493 | 25 | 176 |
| .235 | 179 | 42 | 5 | 17 | vs. LHP | .288 | 1269 | 365 | 25 | 118 |
| .258 | 275 | 71 | 7 | 31 | vs. RHP | .256 | 2418 | 618 | 30 | 235 |
| .283 | 99 | 28 | 3 | 36 | RISP | .260 | 893 | 232 | 13 | 285 |
| .400 | 5 | 2 | 0 | 5 | Bases Loaded | .359 | 78 | 28 | 3 | 69 |
| .133 | 15 | 2 | 0 | 0 | Pinch Hitter | .165 | 91 | 15 | 0 | 4 |
| .000 | 1 | 0 | 0 | 0 | Designated Hitter | .288 | 59 | 17 | 2 | 8 |

BALLPARK BREAKDOWN

| | AVG. | AB | H | HR | RBI |
|-------------------------|------|-----|-----|----|-----|
| Angel Stadium | .248 | 141 | 35 | 0 | 11 |
| AT&T Park | .237 | 97 | 23 | 0 | 0 |
| Busch Stadium | .226 | 31 | 7 | 0 | 2 |
| Camden Yards | .254 | 122 | 31 | 3 | 13 |
| Chase Field | .414 | 29 | 12 | 3 | 8 |
| Citizens Bank Park | .200 | 10 | 2 | 0 | 1 |
| Comerica Park | .303 | 459 | 139 | 10 | 59 |
| Coors Field | .333 | 9 | 3 | 0 | 0 |
| Dodger Stadium | .278 | 36 | 10 | 1 | 2 |
| Fenway Park | .274 | 117 | 32 | 1 | 14 |
| Globe Life Park | .257 | 105 | 27 | 0 | 11 |
| Great American | .333 | 18 | 6 | 2 | 5 |
| Kauffman Stadium | .246 | 134 | 33 | 1 | 10 |
| Marlins Park | .455 | 11 | 5 | 0 | 2 |
| Metrodome | .333 | 18 | 6 | 0 | 1 |
| Miller Park | .214 | 14 | 3 | 0 | 0 |
| Minute Maid Park | .056 | 36 | 2 | 0 | 0 |
| Nationals Park | .400 | 5 | 2 | 0 | 0 |
| Oakland Coliseum | .277 | 577 | 160 | 6 | 62 |
| Original Yankee Stadium | .000 | 2 | 0 | 0 | 0 |
| PETCO Park | .294 | 17 | 5 | 0 | 0 |
| PNC Park | .333 | 57 | 19 | 1 | 5 |
| Progressive Field | .279 | 323 | 90 | 4 | 37 |
| RFK Stadium | .176 | 17 | 3 | 0 | 2 |
| Rogers Centre | .261 | 610 | 159 | 11 | 60 |
| Safeco Field | .250 | 120 | 30 | 4 | 6 |
| Shea Stadium | .500 | 2 | 1 | 0 | 0 |
| Sun Life Stadium | .120 | 25 | 3 | 1 | 3 |
| Target Field | .236 | 110 | 26 | 1 | 7 |
| Tropicana Field | .242 | 91 | 22 | 2 | 5 |
| Turner Field | .216 | 37 | 8 | 0 | 2 |
| U.S. Cellular Field | .248 | 149 | 37 | 2 | 12 |
| Wrigley Field | .500 | 14 | 7 | 1 | 4 |
| Yankee Stadium | .243 | 144 | 35 | 1 | 9 |

FIELDING STATISTICS

Second Base

| Year | Pct. | G | PO | A | E | TC | DP |
|--------|------|---|----|---|---|----|----|
| 2008 | — | 1 | 0 | 0 | 0 | 0 | 0 |
| Totals | — | 1 | 0 | 0 | 0 | 0 | 0 |

Outfielder

| Year | Pct. | G | PO | A | E | TC | DP |
|--------|-------|------|------|----|----|------|----|
| 2006 | — | 1 | 0 | 0 | 0 | 0 | 0 |
| 2007 | 1.000 | 62 | 131 | 3 | 0 | 134 | 0 |
| 2008 | .994 | 92 | 156 | 4 | 1 | 161 | 2 |
| 2009 | .986 | 116 | 265 | 8 | 4 | 277 | 1 |
| 2010 | .987 | 140 | 294 | 5 | 4 | 303 | 2 |
| 2011 | .990 | 91 | 197 | 2 | 2 | 201 | 0 |
| 2012 | .965 | 135 | 211 | 8 | 8 | 227 | 1 |
| 2013 | .989 | 97 | 173 | 4 | 2 | 179 | 1 |
| 2014 | .983 | 125 | 277 | 6 | 5 | 288 | 1 |
| 2015 | .988 | 91 | 161 | 2 | 2 | 165 | 0 |
| 2016 | .980 | 128 | 235 | 9 | 5 | 249 | 2 |
| Totals | .985 | 1078 | 2100 | 51 | 33 | 2184 | 10 |

Hits: 4 (nine times), last: July 2, 2016 at Toronto

Home Runs: 2 (three times), May 18, 2016 at Cincinnati; September 7, 2015 vs. Tampa Bay; May 8, 2012 vs. New York (NL)

Runs Batted In: 5 (twice), August 12, 2012 vs. New York (AL); July 10, 2010 vs. Los Angeles (AL)

Stolen Bases: 4, July 28, 2013 vs. Houston; 3 (nine times), last: August 12, 2016 vs. Los Angeles (AL)

Hitting Streak: 14, September 13 to 26, 2009

Hitless Streak (At Bats): 25, July 4 to 16, 2012

Game Ending RBI: 8, September 22, 2015 vs. Chicago-AL (triple); September 8, 2015 vs. Tampa Bay (sacrifice fly); June 30, 2014 vs. Oakland (home run); June 21, 2013 vs. Baltimore (single); June 8, 2013 vs. Texas (single); June 16, 2012 vs. Philadelphia (single); August 3, 2009 vs. Texas (triple); June 11, 2009 vs. Minnesota (single)

Grand Slams: 3, June 30, 2014 vs. Oakland (Sean Doolittle); July 10, 2010 vs. Los Angeles-AL (Scott Kazmir); September 5, 2008 at Baltimore (Randor Bierd)

Pinch-Hit Home Runs: None

Inside-The-Park Home Runs: None

Lead Off Home Runs: 2, July 2, 2016 at Toronto (Marco Estrada); July 30, 2012 at Seattle (Hisashi Iwakuma)

**OUTFIELDER****Height/Weight:** 6-0 / 195**Bats/Throws:** Left / Left**Birthdate:** April 11, 1984**Opening Day Age:** 32**Birthplace/Resides:** Guaymate, Dominican Republic / La Romana, Dominican Republic**Major League Service:** 7 years, 139 days**Obtained:** Signed to a minor league contract, January 17, 2017**Contract Status:** First year of a one-year contract through 2017**NON-ROSTER INVITEE****CAREER HIGHLIGHTS**

Is a .261 career hitter with 51 home runs and 249 RBI in 810 games in nine seasons with Florida (2007, 09), Chicago-AL (2010-14), Baltimore (2014-15), San Francisco (2015) and New York-NL (2016)...batted .333 in six postseason games with Baltimore in 2014...earned American League Player of the Week honors the week of July 8-14, 2013...played for the World Baseball Classic Champion Dominican Republic squad in 2013...was named to the Topps Triple-A All-Star team in 2011...was a Southern League Midseason All-Star in 2006.

2016 HIGHLIGHTS

Spent the entire season with the New York Mets and hit a career-low .205 with six home runs and 25 RBI in 130 games...had a .297 on-base percentage and .618 OPS, which were his lowest since his rookie season of 2007 (.261 and .574)...his .321 slugging percentage was his lowest since 2009 (.300)...struck out 67 times and his average of 3.99 plate appearances per strikeout was the worst mark of his career...made 37 of his 45 starts against right-handed pitching...hit .207 (40-for-193) with all six of his home runs against right-handers compared to .195 (8-for-41) against left-handers...has hit 46 of his 51 career home runs off righties...went 14-for-55 (.255) with eight walks, a double, two home runs and two RBI as a pinch hitter...the home runs were the first pinch homers of his career...tied for third among National League pinch hitters in hits, tied for fourth in walks and ranked fifth in plate appearances (63)...was batting .176 with two home runs and six RBI in 64 games at the All-Star Break...then hit .230 with four home runs and 19 RBI in 66 games after the break...had a .227 batting average with runners in scoring position, including .182 with RISP and two outs...entered the season with a .305 career average with RISP...went 3-for-5 (.600) with a pair of doubles with the bases loaded...batted .240 at night, .143 during the day...hit .264 with no outs, .191 with one out and .147 with two outs...had a .163 interleague average...appeared in 46 games (29 starts) in center field, 22 games (eight starts) in left field and 14 games (eight starts) in right field...did not have an assist in 76 games overall in the outfield, which were third most among NL outfielders with no assists...started games in every spot in the order except third and fourth and saw his most playing time with 11 starts in the leadoff spot...hit .154 with a .244 on-base percentage in 12 games overall batting first...batted .297 with three of his six home runs in 64 games in the nine spot.

NEW YORK: Went 0-for-7 with a walk over his first eight games...then went 3-for-4 with a double, home run and RBI April 15 at Cleveland...followed that with a career-high 23-game streak without an extra base hit from April 16 to June 1...went 7-for-40 (.175) with no RBI over that span and had a 24-game streak without an RBI over that stretch, which was also a career high...hit .150 over his first 12 games through April 20...a three-game hitting streak from April 23 to 27 (3-for-9, .333) lifted his average over the .200 mark (.207) but he went 1-for-13 (.077) over his next 10 games...hit .190 in 17 games in May...then batted .111 (5-for-45) in 23 games in June...his June batting average was the lowest in the majors among players with 40 or more plate appearances...using the same minimum, it was the lowest ever by a Mets player in June...had a 0-for-20 streak from June 8 to 22, which was two short of the longest hitless streak of his career (22, Aug. 25-Sept. 5, 2007)...was batting .158 in 55 games through the end of June...then hit .375 in 22 games in July to lift his average to .213...slugged his first career pinch hit home run July 5 against Miami off Fernando Rodney...hit safely in a season-high five straight games from July 26 to 31 (6-for-11, .545)...had seven RBI in 77 games through the end of July...then drove in 14 runs in 28 games in August, which were his most in a month since he had 18 in June of 2013...

went 3-for-34 (.088) over his first 13 games in August, which dropped his average to .186 on Aug. 15... then hit .247 over his final 40 games...matched his career high with two doubles, Aug. 16 at Arizona (seventh time)...went 2-for-4 with a home run and a career-high five RBI Aug. 25 at St. Louis...hit just .164 in August but had three of his six home runs...delivered his second career pinch homer Sept. 6 at Cincinnati off Blake Wood.

CAREER

2015—Began the season with Baltimore, was traded to Boston June 3 and dealt to San Francisco Aug. 31...hit a combined .262 with seven home runs and 35 RBI in 114 games...batted .278 with all seven of his home runs against left-handed pitching...played in 69 games in left field, 37 in right field and one in center field...had 24 multi-hit games (21 two-hit games and three, three-hit games)...homed in back-to-back games while with Boston on June 27 and June 28 (at Tampa Bay)...fashioned a .318 batting average for Boston in June (21 games)...had three homers and 12 RBI during the month...collected three hits and knocked in four runs at Toronto July 2.

2014—Was acquired by Baltimore on Aug. 30, 2014 in exchange for right-handed pitchers Mark Blackmar and Miguel Chalas...the Orioles went 14-6 in the 20 games he played in after the trade...set career highs with 10 total bases and three extra-base hits Sept. 9 at Boston...was 3-for-4 with two home runs, a double and a walk...the multi-homer game was the second of his career...his first came earlier in the season March 31 against Minnesota while playing for Chicago (AL)...logged the 16th two-triple game in club history in the second game of a Sept. 12 doubleheader against New York (AL)...played in six postseason games for the Orioles, going 3-for-8 (.375) with two RBI in two ALDS games against Detroit and 4-for-13 (.308) with a RBI in four ALCS games against Kansas City...hit .333 with three RBI in six games overall.

2013—Established career highs in hits (160), home runs (17), RBI (62), runs scored (84) and games played (153) in his second full season with Chicago (AL)...his 17 homers ranked second on the team and tied Ray Durham (2000) for the second-highest total by a No. 1 hitter in franchise history (Durham, 19 in 1998)...hit four leadoff homers...appeared in 107 games (105 starts) in center field and 79 games (41 starts) in left...hit in the leadoff spot in all 146 of his starts...batted .302 against lefties compared to .252 against righties...hit .338 in interleague play...struck out 147 times, which ranked 10th in the American League...was caught stealing eight times and picked off six times...hit his fifth career leadoff home run April 20 against Minnesota to tie Pat Kelly for third most in White Sox history...numbers six and seven came in back-to-back games May 8 at New York (NL) and May 10 against Los Angeles (AL)...became the first White Sox to accomplish the feat since Kenny Lofton on July 18 and 19, 2002...hit his eighth career leadoff homer (fourth of 2013) on June 19 at Minnesota...hit a game-winning sacrifice fly in the ninth inning June 22 at Kansas City...earned AL Player of the Week honors the week of July 8-14 after hitting .414 (12-for-29) with three doubles, two home runs, four RBI and seven runs scored over seven games (first career honor)...matched his career high with four hits July 20 against Atlanta...hit a game-ending, two-run triple off Adam Warren in the 12th inning Aug. 7 against New York (AL)...connected on his second game-ending hit Aug. 13 against Detroit, a RBI single off Phil Coke in the 11th inning...matched his career high with four hits Aug. 26 against Houston...hit his 17th and final home run Sept. 24 at Cleveland...played for the Dominican Republic in the World Baseball Classic, going 5-for-24 (.208) with three RBI in eight games for the tournament champions.

2012—Hit four leadoff home runs for Chicago (AL), which tied for fifth most in franchise history and was the most since Ray Durham had a franchise record six in 2001...tied for 10th in the American League with six triples...made 123 starts in center field and five in left...also made 127 starts in the leadoff spot in the lineup...led the Sox with 26 stolen bases...batted .291 with eight of his nine home runs against right-handed pitchers compared to .248 against lefties...hit .300 with runners in scoring position...combined to hit .313 (68-217) in May and June...hit his first career leadoff home run April 9 at Cleveland...homed in consecutive games from April 9 to 11 for the first time in his career...hit his first career grand slam and matched a career high with four RBI May 24 against Minnesota...matched his career high with four hits June 9 against Houston...homed and collected four hits June 28 at New York (AL)...was on the disabled list from Aug. 18 to Sept. 2 with bruised left ribs...had four rehab games with Triple-A Charlotte...hit his second leadoff homer on Sept. 2 at Detroit off Justin Verlander in his first at-bat off the DL...hit his third career leadoff shot Sept. 18 at Kansas City and his fourth Sept. 21 at Los Angeles (AL)...registered his fourth four-hit game Sept. 19 at Kansas City.

2011—Appeared in 54 games for the White Sox...batted .345 from Aug. 3 through the end of the season, which was the sixth-best average in the American League...made 31 appearances in right field (21 starts), 19 in center (18) and four in left (two)...was 12-for-17 in stolen base attempts...hit .462 with runners in scoring position...was recalled from Charlotte July 27 and hit his first Major League home run that afternoon against Detroit off Max Scherzer...collected a career-high four hits Aug. 3 against New York (AL)...hit two triples Aug. 16 against Cleveland, the first Sox player to accomplish the feat since Alex Cintron on April 13, 2006 at Detroit...recorded four RBI Aug. 30 against Minnesota...his error on Sept. 12 against Detroit ended a string of 54 errorless games (99 total chances) dating back to May 20, 2009 against Arizona...reached base safely in 14 consecutive games from Sept. 5-22...recorded three straight multi-RBI contests from Sept. 20-21...appeared in 99 games with Triple-A Charlotte before joining the White Sox...was named to the Topps' Triple-A All-Star Team...ranked among the International League leaders in hits (1st), total bases (1st, 190), average (2nd), doubles (t-4th, 29), stolen bases (5th, 22) and triples (t-5th, 5) at the time of his promotion...played in 38 games with Este in the Dominican Winter League, batting .198.

2010—Appeared in 19 games with the White Sox, going 9-for-30 (.300) with three doubles and seven runs scored...made eight starts (seven in center field and one in right) and was used as a pinch runner six times (three runs scored)...was recalled from Triple-A Charlotte Sept. 1...doubled on Sept. 28 against Boston, his first hit since June 30, 2009 against Washington (with Florida)...spent the majority of the season with Charlotte...was on the disabled list with a sprained right wrist (May 9-June 18) and a left knee contusion (July 11-18)...recorded a 14-game hitting streak from April 29 to June 28, batting .464...went 5-for-6 with two doubles and four RBI June 28 against Buffalo...played in 20 games with Este of the Dominican Winter League.

2009—Appeared in 22 games over four stints with the Marlins (six games in left field and five in center)...spent the majority of the season with Triple-A New Orleans in the Florida Marlins organization, batting .300 with eight home runs and 34 RBI in 87 games...was claimed off waivers by the White Sox on Oct. 21 (acquisition recommended by Joe Butler).

2008—Missed the entire season following left ankle surgery...appeared in two games with Azucareros in the Dominican Winter League.

2007—Was limited to 45 games with Florida due to a stress fracture in his right ankle...batted .229 with eight RBI...made his first Opening Day roster...made his Major League debut April 2 at Washington, collecting his first big league hit (single off Levale Speigner)...recorded his first RBI April 7 against Philadelphia...was on the disabled list from April 16 to Aug. 8 with a right ankle sprain...appeared in 11 games between Rookie Marlins, Single-A Jupiter and Double-A Carolina, hitting .459 with two home runs and four RBI.

2006—Combined to hit .291 with 13 doubles, 20 RBI and 30 stolen bases over 78 games between Carolina, the GCL Marlins and Jupiter...was named to the Southern League Midseason All-Star Team...finished fifth in the SL in stolen bases...appeared in 17 games with Oriente in the Dominican Winter League.

2005—Batted .286 with three home runs and 37 RBI in 123 games with Single-A Jupiter...ranked third in the Florida State League in triples (9) and fourth in steals (34).

2004—Hit .255 with four home runs and 45 RBI over 102 games with Single-A Columbus.

2003—Spent the season with Advanced Rookie Ogden...recorded a 13-game hitting streak from July 30 to Aug. 16 (16-for-52, .308).

2002—Appeared in 38 games with GCL Dodgers and hit .227 with a home run and 14 RBI in 38 games.

2001—Made his professional debut with the Dodgers in the Dominican Summer League, hitting .303 with 16 doubles, three home runs and 37 RBI over 68 games.

PERSONAL/MISCELLANEOUS

Alejandro Alberto Ceda De Aza was originally signed by Dodgers scout Pablo Peguero...attended Hicayagua High School in the Dominican Republic.

LIFETIME PLAYING RECORD

| Year | Club | AVG. | G | AB | R | H | 2B | 3B | HR | RBI | SH | SF | HP | BB | SO | SB | CS | SLG | OBP | E |
|------|------------------|--------------------------|------------|-------------|------------|------------|------------|-----------|-----------|------------|-----------|-----------|-----------|------------|------------|-----------|-----------|-------------|-------------|-----------|
| 2001 | DSL Dodgers | .303 | 68 | 244 | 47 | 74 | 16 | 7 | 3 | 37 | 5 | 1 | 8 | 35 | 27 | 7 | 9 | .463 | .406 | - |
| 2002 | GCL Dodgers | .227 | 38 | 128 | 27 | 29 | 6 | 1 | 1 | 14 | 2 | 1 | 2 | 22 | 17 | 16 | 2 | .313 | .346 | 6 |
| 2003 | Ogden | .231 | 55 | 208 | 36 | 48 | 11 | 1 | 2 | 24 | 5 | 0 | 10 | 23 | 34 | 15 | 6 | .322 | .336 | 2 |
| 2004 | Columbus | .255 | 102 | 341 | 63 | 87 | 17 | 2 | 4 | 45 | 3 | 1 | 10 | 38 | 54 | 24 | 10 | .352 | .346 | 8 |
| 2005 | Jupiter | .286 | 123 | 472 | 75 | 135 | 24 | 9 | 3 | 37 | 11 | 5 | 8 | 58 | 87 | 34 | 17 | .394 | .370 | 6 |
| 2006 | Carolina | .278 | 69 | 230 | 40 | 64 | 12 | 2 | 2 | 16 | 9 | 2 | 4 | 21 | 46 | 27 | 10 | .374 | .346 | 6 |
| | GCL Marlins | .458 | 7 | 24 | 7 | 11 | 1 | 0 | 0 | 4 | 0 | 0 | 0 | 4 | 2 | 3 | 2 | .500 | .536 | 0 |
| | Jupiter | .143 | 2 | 7 | 1 | 1 | 0 | 1 | 0 | 0 | 1 | 0 | 0 | 0 | 2 | 0 | 1 | .429 | .143 | 2 |
| 2007 | FLORIDA | .229 | 45 | 144 | 14 | 33 | 8 | 2 | 0 | 8 | 5 | 2 | 1 | 6 | 37 | 2 | 0 | .313 | .261 | 1 |
| | GCL Marlins | .667 | 4 | 9 | 2 | 6 | 2 | 0 | 0 | 1 | 0 | 0 | 1 | 2 | 1 | 2 | 2 | .889 | .750 | 0 |
| | Jupiter | .500 | 2 | 8 | 1 | 4 | 1 | 1 | 0 | 0 | 0 | 0 | 0 | 1 | 1 | 0 | 1 | .875 | .556 | 0 |
| | Carolina | .350 | 5 | 20 | 7 | 7 | 2 | 0 | 2 | 3 | 0 | 0 | 0 | 3 | 2 | 0 | 0 | .750 | .435 | 0 |
| 2008 | FLORIDA | (Injured — Did not play) | | | | | | | | | | | | | | | | | | |
| 2009 | New Orleans | .300 | 87 | 267 | 45 | 80 | 21 | 5 | 8 | 34 | 7 | 2 | 4 | 27 | 53 | 11 | 5 | .506 | .370 | 9 |
| | FLORIDA | .250 | 22 | 20 | 6 | 5 | 1 | 0 | 0 | 3 | 1 | 1 | 0 | 5 | 5 | 0 | 0 | .300 | .385 | 1 |
| 2010 | Charlotte | .302 | 79 | 318 | 53 | 96 | 21 | 4 | 5 | 49 | 3 | 3 | 5 | 29 | 60 | 16 | 3 | .440 | .366 | 3 |
| | CHICAGO (AL) | .300 | 19 | 30 | 7 | 9 | 3 | 0 | 0 | 2 | 1 | 0 | 0 | 1 | 4 | 2 | 1 | .400 | .323 | 0 |
| 2011 | Charlotte | .322 | 99 | 385 | 64 | 124 | 29 | 5 | 9 | 37 | 9 | 4 | 4 | 33 | 72 | 22 | 11 | .494 | .378 | 5 |
| | CHICAGO (AL) | .329 | 54 | 152 | 29 | 50 | 11 | 3 | 4 | 23 | 1 | 0 | 1 | 17 | 34 | 12 | 5 | .520 | .400 | 1 |
| 2012 | CHICAGO (AL) | .281 | 131 | 524 | 81 | 147 | 29 | 6 | 9 | 50 | 4 | 1 | 9 | 47 | 109 | 26 | 12 | .410 | .349 | 0 |
| | Charlotte | .250 | 5 | 20 | 3 | 5 | 1 | 0 | 1 | 2 | 0 | 0 | 0 | 1 | 3 | 0 | 0 | .450 | .286 | 3 |
| 2013 | CHICAGO (AL) | .264 | 153 | 607 | 84 | 160 | 27 | 4 | 17 | 62 | 6 | 6 | 6 | 50 | 147 | 20 | 8 | .405 | .323 | 8 |
| 2014 | CHICAGO (AL) | .243 | 122 | 395 | 45 | 96 | 19 | 5 | 5 | 31 | 2 | 3 | 6 | 33 | 100 | 15 | 7 | .354 | .309 | 2 |
| | BALTIMORE | .293 | 20 | 82 | 11 | 24 | 5 | 3 | 3 | 10 | 1 | 0 | 0 | 6 | 19 | 2 | 3 | .537 | .341 | 1 |
| 2015 | BALTIMORE | .214 | 30 | 103 | 16 | 22 | 4 | 1 | 3 | 7 | 0 | 0 | 2 | 7 | 34 | 2 | 2 | .359 | .277 | 1 |
| | BOSTON | .292 | 60 | 161 | 23 | 47 | 9 | 5 | 4 | 25 | 2 | 1 | 2 | 12 | 36 | 3 | 1 | .484 | .347 | 0 |
| | SAN FRANCISCO | .262 | 24 | 61 | 12 | 16 | 4 | 1 | 0 | 3 | 0 | 1 | 1 | 12 | 14 | 2 | 2 | .361 | .387 | 1 |
| 2016 | NEW YORK (NL) | .205 | 130 | 234 | 31 | 48 | 9 | 0 | 6 | 25 | 1 | 1 | 5 | 26 | 67 | 4 | 3 | .321 | .297 | 2 |
| | AL Totals | .270 | 589 | 2054 | 296 | 555 | 107 | 27 | 45 | 210 | 17 | 11 | 26 | 173 | 483 | 82 | 39 | .414 | .333 | 16 |
| | NL Totals | .222 | 221 | 459 | 63 | 102 | 22 | 3 | 6 | 39 | 7 | 5 | 7 | 49 | 123 | 8 | 5 | .322 | .304 | 5 |
| | ML Totals | .261 | 810 | 2513 | 359 | 657 | 129 | 30 | 51 | 249 | 24 | 16 | 33 | 222 | 606 | 90 | 44 | .398 | .328 | 21 |

CAREER TRANSACTIONS

2001 — Signed by the Los Angeles Dodgers organization as a non-drafted free agent, May 1. **2004** — Selected by the Florida Marlins in the Triple-A portion of the Rule 5 draft, December 13. **2007** — On the disabled list, April 16 to Aug. 7; included rehabilitation assignments to GCL Marlins, July 23 to 28, Jupiter, July 29 to August 2, and Carolina, August 3 to 7. **2008** — On the disabled list, March 30 to September 30. **2009** — Claimed off waivers by the Chicago White Sox, October 21. **2012** — On the disabled list, August 18 to September 1; included rehabilitation assignment to Charlotte, August 28 to September 1. **2014** — Traded to the Baltimore Orioles for pitchers Mark Blackmar and Miguel Chalas, August 30. **2015** — Traded to the Boston Red Sox for pitcher Joe Gunkel and cash, June 3. Traded to the San Francisco Giants for pitcher Luis Ysla, August 31. Elected free agency, November 2; signed by the New York Mets, December 23. **2016** — Elected free agency, November 3. **2017** — Signed by the Oakland Athletics to a minor league contract, January 17.

DIVISION SERIES RECORD

| Year | Club/Opp | AVG. | G | AB | R | H | 2B | 3B | HR | RBI | SH | SF | HP | BB | SO | SB | CS | SLG | OBP | E |
|------|-------------|------|---|----|---|---|----|----|----|-----|----|----|----|----|----|----|----|------|------|---|
| 2014 | BAL vs. DET | .375 | 2 | 8 | 1 | 3 | 2 | 0 | 0 | 2 | 0 | 0 | 1 | 0 | 0 | 0 | 0 | .625 | .444 | 0 |

LEAGUE CHAMPIONSHIP SERIES RECORD

| Year | Club/Opp | AVG. | G | AB | R | H | 2B | 3B | HR | RBI | SH | SF | HP | BB | SO | SB | CS | SLG | OBP | E |
|------|------------|------|---|----|---|---|----|----|----|-----|----|----|----|----|----|----|----|------|------|---|
| 2014 | BAL vs. KC | .308 | 4 | 13 | 3 | 4 | 1 | 0 | 0 | 1 | 0 | 0 | 0 | 1 | 1 | 0 | 0 | .385 | .357 | 0 |

WORLD BASEBALL CLASSIC RECORD

| Year | Club | AVG. | G | AB | R | H | 2B | 3B | HR | RBI | SH | SF | HP | BB | SO | SB | CS | SLG | OBP | E |
|------|--------------------|------|---|----|---|---|----|----|----|-----|----|----|----|----|----|----|----|------|------|---|
| 2013 | Dominican Republic | .208 | 8 | 24 | 1 | 5 | 2 | 0 | 0 | 3 | 0 | 0 | 0 | 2 | 8 | 1 | 0 | .292 | .296 | 0 |

VS. THE AMERICAN LEAGUE

| 2016 | | CAREER | | | | | | | | |
|------|----|--------|----|-----|-------------|------|-----|----|----|-----|
| AVG. | AB | H | HR | RBI | vs. TEAM | AVG. | AB | H | HR | RBI |
| — | 0 | 0 | 0 | 0 | Baltimore | .209 | 67 | 14 | 2 | 8 |
| — | 0 | 0 | 0 | 0 | Boston | .248 | 133 | 33 | 2 | 11 |
| .250 | 12 | 3 | 1 | 1 | Cleveland | .283 | 244 | 69 | 7 | 35 |
| .200 | 5 | 1 | 0 | 0 | Chicago | .333 | 12 | 4 | 0 | 0 |
| .125 | 8 | 1 | 0 | 0 | Detroit | .231 | 225 | 52 | 5 | 14 |
| — | 0 | 0 | 0 | 0 | Houston | .307 | 75 | 23 | 1 | 9 |
| .000 | 5 | 0 | 0 | 0 | Kansas City | .212 | 184 | 39 | 2 | 12 |
| — | 0 | 0 | 0 | 0 | Los Angeles | .282 | 85 | 24 | 3 | 9 |
| .250 | 4 | 1 | 0 | 0 | Minnesota | .294 | 228 | 67 | 9 | 28 |
| .111 | 9 | 1 | 1 | 2 | New York | .305 | 151 | 46 | 5 | 18 |
| — | 0 | 0 | 0 | 0 | Oakland | .233 | 73 | 17 | 0 | 5 |
| — | 0 | 0 | 0 | 0 | Seattle | .321 | 84 | 27 | 3 | 12 |
| — | 0 | 0 | 0 | 0 | Tampa Bay | .280 | 93 | 26 | 4 | 10 |
| — | 0 | 0 | 0 | 0 | Texas | .257 | 70 | 18 | 1 | 9 |
| — | 0 | 0 | 0 | 0 | Toronto | .270 | 148 | 40 | 1 | 15 |

VS. THE NATIONAL LEAGUE

| 2016 | | CAREER | | | | | | | | |
|------|----|--------|----|-----|---------------|------|----|----|----|-----|
| AVG. | AB | H | HR | RBI | vs. TEAM | AVG. | AB | H | HR | RBI |
| .250 | 12 | 3 | 0 | 1 | Arizona | .240 | 50 | 12 | 0 | 6 |
| .167 | 24 | 4 | 0 | 2 | Atlanta | .237 | 59 | 14 | 0 | 7 |
| .200 | 5 | 1 | 0 | 0 | Chicago | .217 | 69 | 15 | 0 | 5 |
| .333 | 15 | 5 | 1 | 2 | Cincinnati | .293 | 41 | 12 | 1 | 2 |
| .286 | 14 | 4 | 0 | 1 | Colorado | .267 | 30 | 8 | 0 | 1 |
| .333 | 3 | 1 | 0 | 0 | Los Angeles | .182 | 22 | 4 | 0 | 2 |
| .250 | 28 | 7 | 1 | 4 | Miami | .235 | 51 | 12 | 1 | 6 |
| .083 | 12 | 1 | 0 | 1 | Milwaukee | .171 | 35 | 6 | 0 | 2 |
| — | 0 | 0 | 0 | 0 | New York | .259 | 54 | 14 | 1 | 3 |
| .217 | 23 | 5 | 0 | 3 | Philadelphia | .295 | 61 | 18 | 1 | 9 |
| .111 | 9 | 1 | 0 | 0 | Pittsburgh | .111 | 9 | 1 | 0 | 0 |
| .000 | 13 | 0 | 0 | 0 | San Diego | .171 | 41 | 7 | 0 | 1 |
| .167 | 6 | 1 | 1 | 3 | San Francisco | .225 | 40 | 9 | 1 | 4 |
| .400 | 10 | 4 | 1 | 5 | St. Louis | .324 | 34 | 11 | 1 | 5 |
| .235 | 17 | 4 | 0 | 0 | Washington | .333 | 45 | 15 | 0 | 1 |

MONTHLY BREAKDOWN

| 2016 | | CAREER | | | | | | | | |
|------|----|--------|----|-----|-----------|------|-----|-----|----|-----|
| AVG. | AB | H | HR | RBI | by MONTH | AVG. | AB | H | HR | RBI |
| — | 0 | 0 | 0 | 0 | March | .500 | 4 | 2 | 2 | 3 |
| .207 | 29 | 6 | 1 | 1 | April | .225 | 391 | 88 | 12 | 32 |
| .190 | 21 | 4 | 0 | 0 | May | .243 | 371 | 90 | 5 | 39 |
| .111 | 45 | 5 | 0 | 4 | June | .292 | 397 | 116 | 8 | 53 |
| .375 | 32 | 12 | 1 | 2 | July | .279 | 376 | 105 | 5 | 30 |
| .164 | 73 | 12 | 3 | 14 | August | .253 | 491 | 124 | 8 | 48 |
| .258 | 31 | 8 | 1 | 3 | September | .269 | 464 | 125 | 11 | 41 |
| .333 | 3 | 1 | 0 | 1 | October | .368 | 19 | 7 | 0 | 3 |

BATTING BREAKDOWN

| 2016 | | CAREER | | | | | | | | |
|------|-----|--------|----|-----|-------------------|-------|------|-----|----|-----|
| AVG. | AB | H | HR | RBI | by CATEGORY | AVG. | AB | H | HR | RBI |
| .209 | 110 | 23 | 2 | 7 | Home | .266 | 1291 | 343 | 17 | 122 |
| .202 | 124 | 25 | 4 | 18 | Away | .257 | 1222 | 314 | 34 | 127 |
| .143 | 84 | 12 | 1 | 10 | Day | .241 | 817 | 197 | 21 | 89 |
| .240 | 150 | 36 | 5 | 15 | Night | .271 | 1696 | 460 | 30 | 160 |
| .176 | 108 | 19 | 2 | 6 | Pre-ASG | .258 | 1320 | 340 | 30 | 141 |
| .230 | 126 | 29 | 4 | 19 | Post-ASG | .266 | 1193 | 317 | 21 | 108 |
| .195 | 41 | 8 | 0 | 1 | vs. LHP | .235 | 498 | 117 | 5 | 33 |
| .207 | 193 | 40 | 6 | 24 | vs. RHP | .268 | 2015 | 540 | 46 | 216 |
| .227 | 44 | 10 | 2 | 19 | RISP | .298 | 473 | 141 | 14 | 195 |
| .600 | 5 | 3 | 0 | 5 | Bases Loaded | .357 | 42 | 15 | 1 | 41 |
| .255 | 55 | 14 | 2 | 2 | Pinch Hitter | .236 | 106 | 25 | 2 | 6 |
| — | 0 | 0 | 0 | 0 | Designated Hitter | 1.000 | 1 | 1 | 0 | 0 |

BALLPARK BREAKDOWN

| | AVG. | AB | H | HR | RBI |
|---------------------|------|-----|-----|----|-----|
| Angel Stadium | .295 | 44 | 13 | 2 | 6 |
| AT&T Park | .245 | 49 | 12 | 1 | 5 |
| Busch Stadium | .300 | 30 | 9 | 1 | 5 |
| Camden Yards | .273 | 121 | 33 | 1 | 11 |
| Chase Field | .375 | 8 | 3 | 0 | 1 |
| Citi Field | .208 | 130 | 27 | 3 | 8 |
| Citizens Bank Park | .400 | 30 | 12 | 1 | 4 |
| Comerica Park | .259 | 108 | 28 | 4 | 6 |
| Coors Field | .111 | 18 | 2 | 0 | 0 |
| Dodger Stadium | .211 | 19 | 4 | 0 | 1 |
| Fenway Park | .271 | 144 | 39 | 4 | 25 |
| Globe Life Park | .216 | 37 | 8 | 1 | 6 |
| Great American | .250 | 16 | 4 | 1 | 2 |
| Kauffman Stadium | .198 | 106 | 21 | 2 | 7 |
| Marlins Park | .316 | 19 | 6 | 0 | 2 |
| Miller Park | .000 | 10 | 0 | 0 | 1 |
| Minute Maid Park | .226 | 31 | 7 | 1 | 3 |
| Nationals Park | .316 | 19 | 6 | 0 | 1 |
| Oakland Coliseum | .175 | 40 | 7 | 0 | 2 |
| PETCO Park | .286 | 14 | 4 | 0 | 1 |
| PNC Park | .200 | 5 | 1 | 0 | 0 |
| Progressive Field | .277 | 112 | 31 | 7 | 19 |
| RFK Stadium | .308 | 13 | 4 | 0 | 0 |
| Rogers Centre | .250 | 60 | 15 | 0 | 6 |
| Safeco Field | .310 | 42 | 13 | 1 | 4 |
| Shea Stadium | .400 | 20 | 8 | 0 | 1 |
| Sun Life Stadium | .188 | 96 | 18 | 0 | 10 |
| Target Field | .262 | 126 | 33 | 2 | 11 |
| Tropicana Field | .275 | 51 | 14 | 3 | 6 |
| Turner Field | .250 | 24 | 6 | 0 | 3 |
| U.S. Cellular Field | .278 | 871 | 242 | 12 | 80 |
| Wrigley Field | .226 | 31 | 7 | 0 | 4 |
| Yankee Stadium | .290 | 69 | 20 | 4 | 8 |

FIELDING STATISTICS

| Outfielder | | | | | | | | |
|---------------|-------------|------------|-------------|-----------|-----------|-------------|----------|--|
| Year | Pct. | G | PO | A | E | TC | DP | |
| 2007 | .989 | 35 | 85 | 3 | 1 | 89 | 0 | |
| 2009 | .950 | 11 | 19 | 0 | 1 | 20 | 0 | |
| 2010 | 1.000 | 12 | 17 | 0 | 0 | 17 | 0 | |
| 2011 | .991 | 48 | 104 | 2 | 1 | 107 | 0 | |
| 2012 | .991 | 130 | 326 | 4 | 3 | 333 | 1 | |
| 2013 | .979 | 151 | 368 | 5 | 8 | 381 | 2 | |
| 2014 | .989 | 140 | 272 | 6 | 3 | 281 | 1 | |
| 2015 | .987 | 96 | 153 | 4 | 2 | 159 | 0 | |
| 2016 | .981 | 76 | 106 | 0 | 2 | 108 | 0 | |
| Totals | .986 | 699 | 1450 | 24 | 21 | 1495 | 4 | |

DE AZA'S CAREER HIGHS

Hits: 4 (seven times), last: August 26, 2013 vs. Houston

Home Runs: 2 (twice), September 9, 2014 at Baltimore; March 31, 2014 vs. Minnesota

Runs Batted In: 5, August 25, 2016 at St. Louis

Stolen Bases: 2 (four times), last: June 28, 2013 vs. Cleveland

Hitting Streak: 9 (twice), last: August 1 to 9, 2013

Hitless Streak (At Bats): 22, August 25 to September 5, 2007

Game Ending RBI: 4, September 28, 2015 vs. Los Angeles-NL (sacrifice fly); August 13, 2013 vs. Detroit (single); August 7, 2013 vs. New York-AL (triple); August 8, 2007 vs. Atlanta (sacrifice fly)

Grand Slams: 1, May 24, 2012 vs. Minnesota (Brian Duensing)


Pinch-Hit Home Runs: 2, September 6, 2016 at Cincinnati (Blake Wood); July 5 vs. Miami (Fernando Rodney)

Inside-The-Park Home Runs: None

Lead Off Home Runs: 9, April 11, 2015 vs. Toronto (Aaron Sanchez); June 19, 2013 at Minnesota (Kevin Correia); May 10, 2013 vs. Los Angeles-AL (Barry Enright); May 8, 2013 at New York-NL (Jeremy Hefner); April 20, 2013 vs. Minnesota (Vance Worley); September 21, 2012 at Los Angeles-AL (Ervin Santana); September 18, 2012 at Kansas City (Luke Hochevar); September 2, 2012 at Detroit (Justin Verlander); April 9, 2012 at Cleveland (Josh Tomlin)

JAFF DECKER

37



OUTFIELDER

Height/Weight: 5-9 / 190

Bats/Throws: Left / Left

Birthdate: February 23, 1990

Opening Day Age: 27

Birthplace/Resides: Phoenix, Arizona / Peoria, Arizona

Major League Service: 132 days

Obtained: Signed to a minor league contract, November 22, 2016

Contract Status: First year of a one-year contract through 2017

NON-ROSTER INVITEE

CAREER HIGHLIGHTS

Has seen Major League action in each of the previous four seasons and is a .162 (18-for-111) hitter with a home run and four RBI in 60 games with San Diego (2013), Pittsburgh (2014-15) and Tampa Bay (2016)...is a .265 (730-for-2754) hitter with 92 home runs, 404 RBI and 92 stolen bases in 801 games over nine seasons in the minors...also has 537 walks for a .389 on-base percentage...led the Texas League with 101 walks with Double-A San Antonio in 2011...was named the Single-A Player of the Year by *Baseball America* in 2009 after leading the Midwest League and ranking fourth in all of minor league baseball with a .422 on-base percentage...was Arizona League MVP in 2008 after leading the league in runs (51), walks (55) and on-base percentage (.523).

2016 HIGHLIGHTS

Spent most of the season at Triple-A Durham where he batted .255 with 12 home runs and 35 RBI in 99 games...also hit .154 with one RBI in 19 games over two stints with Tampa Bay...was 8-for-43 (.186) against right-handed pitching but was hitless in nine at bats against left-handers...is now 0-for-17 in his career off south paws...hit .233 on the road, was 1-for-22 (.045) at Tropicana Field...his career splits are .234 (15-for-64) on the road, .064 (3-for-47) at home...went 1-for-16 (.063) with runners in scoring position, including 0-for-9 with RISP and two outs...is a .065 (2-for-31) career hitter with RISP and is 0-for-16 with RISP and two outs...was 0-for-8 in interleague play and is 0-for-15 in his career...started eight games in right field, three in left field and one in center field...did not commit an error in 16 games overall as an outfielder (31 total chances)...had three assists, one at each position...was 0-for-4 with three strikeouts as a pinch hitter...was selected by Tampa Bay June 15 and was 4-for-29 (.138) in 10 games during his first stint with the Rays...went 1-for-19 (.053) over his first seven games, including a career-long 0-for-15 streak from June 17 to 25...then hit safely in three straight games for the second time in his career June 25-26 (3-for-10, .300)...was designated for assignment June 29 and outrighted to Durham July 1...returned Sept. 16 when Logan Morrison went on the DL and went 4-for-12 (.174) in nine games...including a career-best 3-for-4 performance Sept. 26 at Chicago (AL)...also stole the only base of his career in that game.

DURHAM: Stole 18 bases with Durham, which tied for ninth in the International League and matched his minor league best from the previous season with Indianapolis...with 12 home runs, it marks the third time he has reached double figures in home runs and stolen bases as a minor leaguer (also 2009 and 2011)...hit .265 (67-for-253) with all 12 of his home runs against right-handed pitchers compared to .229 (22-for-96) against left-handers...slugged .462 against righties, .313 against lefties...batted .233 before the All-Star Break, .292 after the break...hit .209 when leading off an inning and .216 with runners in scoring position...nine of his 12 home runs were solo shots...had a .365 batting average in the first two innings of a game, .220 after that...appeared in 74 games in center field, 15 in right field and seven in left field...led IL outfielders with five double plays and tied for third with 12 assists...committed two errors in 96 games overall in the outfield for a .990 fielding percentage...also pitched twice, allowing four runs on seven hits in 2.0 innings for an 18.00 ERA...hit in every spot in the order except ninth...batted .224 in 20 games hitting leadoff and .164 in 19 games batting third...hit safely in each of his first four games, going 7-for-15 (.467) with a double, home run and two RBI...then went 21 consecutive games from April 13 to May 7 without a RBI...batted .192 (15-for-78) with one double and one triple over that stretch...had a season-best seven-game hitting streak from May 7 to 15 (8-for-26, .308) and a three-hit game on May 18 at Gwinnett boosted his average to .270...then went 5-for-40 (.125)

over his next 11 games to fall to .235 on May 30...stole a season-high two bases May 25 at Toledo... hit .188 in 23 games in May but was successful in 7-of-8 (87.5%) stolen base attempts...had his lone two-homer game of the season June 2 against Gwinnett...singled and drew a season-high three walks two days later against the Braves...was batting .233 with five home runs and 14 RBI in 54 games when he was called up by Tampa Bay June 15...hit .282 with seven home runs and 21 RBI in 45 games after he was outrighted to Durham July 1...went 8-for-38 (.211) over his first 11 games following his return...drove in a season-high three runs July 6 against Syracuse, his first of three three-RBI games (July 26 vs. Toledo and Aug. 16 at Columbus)...made his first minor league appearance as a pitcher July 7 against Pawtucket, tossing the ninth inning in a 9-1 loss (3 h, 1 r, 1 er)...started the game at designated hitter and went 0-for-3 with a walk and three strikeouts...had previously pitched in the majors with Pittsburgh on July 30, 2015...pitched for a second time on Aug. 25 at Charlotte in a 12-7 loss (1.0 ip, 4 h, 3 r, 3 er)...began that game in center field and was 2-for-3 with two walks...was a perfect 4-for-4 with an intentional walk and two RBI Sept. 2 at Gwinnett...went 0-for-3 in the final game of the season Sept. 5 against Norfolk...returned to Tampa Bay Sept. 16.

CAREER

2015—Began the season on the Pittsburgh disabled list with a strained left calf...was reinstated from the DL and optioned to Triple-A Indianapolis April 18...had two stints with the Pirates later in the season and hit .214 with a RBI and seven walks (.371 on-base percentage) in 23 games...went 6-for-22 (.273) against right-handed pitchers, 0-for-6 against left-handers...hit .286 on the road and was 0-for-7 at home...appeared in four games (three starts) in left field, three games (one start) in right field and two games in center field...was 3-for-10 (.300) with a double and two walks as a pinch hitter...was recalled for the first time July 17 and went 1-for-3 with a triple in his first game July 19 at Milwaukee...that would be his only hit during his first stint and he was 1-for-13 (.077) with six walks when he was optioned to Indianapolis Aug. 3...returned when rosters expanded Sept. 1 and went 5-for-15 (.333) with a walk and RBI in three games...spent the balance of the season with Indianapolis where he hit .266 with three home runs and 26 RBI in 69 games...added 36 walks for a .370 on-base percentage...had a minor league career high 18 stolen bases...hit .270 against right-handed pitchers compared to .257 against left-handers...was a perfect 8-for-8 in stolen base attempts against lefties...batted .154 with runners in scoring position and two outs...appeared in 43 games in left field, 14 in right field and seven in center field...was 2-for-7 (.286) with a home run as a pinch hitter...hit in every spot in the order except clean-up...saw his most action with 26 games batting third...went 5-for-17 (.294) on a five-game rehab assignment from Pittsburgh before he was reinstated from the DL and optioned to Indianapolis April 18...went 2-for-10 (.200) in two more games before he was placed on the minor league DL April 27 with a sprained right finger...was reinstated May 22...hit all three of his home runs over a nine-game span from June 7 to 16...was batting .275 in 54 games when he was promoted to Pittsburgh the first time July 19...hit .225 in 15 games in August following his return...stole a season-high two bases Aug. 14 in the second game of a doubleheader against Durham.

2014—Had three brief stints in the majors but failed to reach base in five plate appearances with the Pirates...began season with Triple-A Indianapolis and reached base safely in eight of his first 10 games thru April 16...hit his first home run with the Indians May 5 at Scranton/Wilkes-Barre...went 9-for-15 (.600) over a five game stretch from May 5 to 9...was recalled by Pittsburgh May 11...made his first appearance with Pirates May 11...played final two innings in left field and flied out in his only at bat...struck out as a pinch hitter May 13 at Milwaukee and grounded out as a pinch hitter May 14 at Milwaukee...was optioned back to Indianapolis May 15...hit a three-run homer May 17 at Gwinnett...reached base safely in nine straight games from May 22 to June 1, going 10-for-32 (.313) with six walks and a .421 on-base percentage...had a season-high four hits and three doubles June 27 at Durham...was recalled by Pittsburgh July 10 and went hitless in two at bats as a pinch hitter...also played one inning in left field on July 12 at Cincinnati...was optioned back to Indy July 13...batted .328 in his final 20 Triple-A games, beginning Aug. 3...made 79 appearances in left field and 20 in center field while playing with Indianapolis...following the season was rated by *Baseball America* as having the Best Strike-Zone Discipline in the Pirates system.

2013—Spent majority of season with Triple-A Tucson, where he made 66 appearances (59 starts) in center field, 39 appearances (37 starts) in right field and one start in left field...homered in his first game on April 4 at Salt Lake...tallied his lone triple May 31 vs. Fresno...was recalled by San Diego on June 12, but did not appear in a big league game before being optioned to Tucson on June 14...was recalled

again June 19 when Everth Cabrera went on the disabled list...made his Major League debut June 20 vs. Los Angeles (NL) and walked as a pinch hitter...was also caught stealing...also pinch hit June 21 and reached base on an error before scoring a run...was optioned to Tucson June 21...hit .322 in 17 games during the month of June with Tucson and .340 in 26 games the following month...was recalled a third time by San Diego Aug. 10...collected first Major League hit, a solo home run off Jhoulys Chacin Aug. 12 at Colorado...made a total of eight appearances (seven starts) in left field for the Padres during the month of August...was optioned back to Tucson Aug. 26 and went 3-for-19 (.158) with a homer in his final five Triple-A games.

2012—Was limited to just 47 games with Double-A San Antonio due to Plantar Fasciitis of his left foot...began season with the Missions and produced a .153 average in 20 games in April...then hit .205 in 26 games in May...made 36 appearances (30 starts) in right field, seven appearances (six starts) in center field and five appearances (four starts) in left field...was placed on the disabled list June 1 due to his foot injury...made six starts in left field and went 2-for-7 (.286) in three games as the designated hitter on a rehabilitation assignment with Peoria Padres from July 11 to 23 before missing remainder of the season...was selected to Major League roster on Nov. 20.

2011—Began the season ranked by *Baseball America* as the No. 7 prospect in the San Diego organization...spent entire season with San Antonio and set minor league career highs in games played (133), hits (117), doubles (29), home runs (19), RBI (92), runs scored (90) and walks (103)...led the Texas League in walks while also ranking among league leaders in RBI (3rd), runs scored (4th), doubles (7th) and home runs (8th)...made 120 appearances (116 starts) in left field, seven appearances (five starts) in right field and four appearances (three starts) in center field...recorded all 11 assists while playing left field...went 11-for-20 (.550) with four home runs and 13 RBI over a four-game span from April 11-15...homered twice on April 15...hit two home runs and had a career-high seven RBI on April 23 at Midland...hit .316 with eight home runs and 27 RBI in 21 games during the month of April.

2010—Began the season ranked by *Baseball America* as the No. 4 prospect in the San Diego organization and was also rated as the “Best Hitter for Average”...spent entire season with Lake Elsinore, where he made 77 appearances (74 starts) in left field and one start in right field...began the season on disabled list with a strained right hamstring...was reinstated May 13 and hit .176 with two home runs and 11 RBI in 26 games thru June 16...batted .309 with 15 home runs and 47 RBI in his final 53 games...hit .360 with eight homers and 25 RBI in 14 games during the month of August...was placed on the DL a second time Aug. 21 with a fractured left hand.

2009—Entered season ranked by *Baseball America* as the No. 3 prospect in the San Diego organization...spent the entire season with Single-A Fort Wayne...was named the Single-A Player-of-the-Year and listed as a First-Team All-Minor League Baseball outfielder by *Baseball America*...was the youngest player named to that list at 19 years old...was also named to the Midwest League Midseason All-Star team...led the league in on-base percentage (.442) and OPS (.956)...ranked second in walks (85) and slugging percentage (.514), tied for sixth in home runs (16) and ninth in batting average (.299)...his on-base percentage ranked fourth in all of minor league baseball...made all 90 defensive appearances (88 starts) in left field and had 11 assists...hit .319 against right-handed pitchers and .219 against left-handers...was on the 7-day disabled list from June 20 to July 4.

2008—Spent the majority of first pro season with Peoria and was named the Most Valuable Player of the Arizona League...led the league in runs (51), walks (55) and on-base percentage (.523) and ranked second in batting average (.352)...reached base safely in 45 of his 49 games with Peoria, where he made 26 appearances (23 starts) in center field, 20 appearances (19 starts) in left field and two appearances (one start) in right field...hit .362 against right-handed pitching and .310 against left-handers...finished season in the Northwest League, where he made three starts in left field with Eugene.

PERSONAL/MISCELLANEOUS

Jaff Kyle Decker was originally signed by Padres scout Dave Lottsfeldt...first name is pronounced Jeff...was named after his uncle, whose name was misspelled as “Jaff” on his birth certificate...his uncle kept and lived with the misspelling until he died while serving in the Army...the name was passed on to honor his late uncle...is a 2008 graduate of Sunrise Mountain High School in Peoria, AZ...was named the Arizona state high school baseball player of the year his senior season.

LIFETIME PLAYING RECORD

| Year | Club | AVG. | G | AB | R | H | 2B | 3B | HR | RBI | SH | SF | HP | BB | SO | SB | CS | SLG | OBP | E |
|------------------|---------------|-------------|-----------|------------|-----------|-----------|----------|----------|----------|----------|----------|----------|----------|-----------|-----------|----------|----------|-------------|-------------|----------|
| 2008 | AZL Padres | .352 | 49 | 159 | 51 | 56 | 11 | 2 | 5 | 34 | 0 | 0 | 2 | 55 | 36 | 9 | 1 | .541 | .523 | 3 |
| | Eugene | .200 | 3 | 10 | 2 | 2 | 0 | 0 | 0 | 0 | 0 | 0 | 0 | 2 | 5 | 0 | 0 | .200 | .333 | 0 |
| 2009 | Fort Wayne | .299 | 104 | 358 | 78 | 107 | 25 | 2 | 16 | 64 | 0 | 3 | 9 | 85 | 92 | 10 | 6 | .514 | .442 | 5 |
| 2010 | Lake Elsinore | .262 | 79 | 290 | 53 | 76 | 14 | 2 | 17 | 58 | 0 | 4 | 7 | 47 | 80 | 5 | 4 | .500 | .374 | 5 |
| 2011 | San Antonio | .236 | 133 | 496 | 90 | 117 | 29 | 2 | 19 | 92 | 1 | 5 | 8 | 103 | 145 | 15 | 5 | .417 | .373 | 4 |
| 2012 | San Antonio | .184 | 47 | 147 | 30 | 27 | 3 | 2 | 3 | 9 | 1 | 0 | 2 | 40 | 37 | 6 | 2 | .293 | .365 | 5 |
| | AZL Padres | .296 | 9 | 27 | 5 | 8 | 1 | 2 | 1 | 7 | 0 | 1 | 1 | 4 | 3 | 0 | 0 | .593 | .394 | 0 |
| 2013 | Tucson | .286 | 105 | 350 | 63 | 100 | 23 | 1 | 10 | 40 | 6 | 3 | 1 | 55 | 94 | 4 | 6 | .443 | .381 | 5 |
| | SAN DIEGO | .154 | 13 | 26 | 3 | 4 | 0 | 0 | 1 | 2 | 1 | 1 | 0 | 3 | 4 | 0 | 1 | .269 | .233 | 0 |
| 2014 | Indianapolis | .257 | 104 | 350 | 41 | 90 | 27 | 1 | 6 | 39 | 3 | 2 | 3 | 51 | 73 | 7 | 6 | .391 | .355 | 2 |
| | PITTSBURGH | .000 | 5 | 5 | 0 | 0 | 0 | 0 | 0 | 0 | 0 | 0 | 0 | 0 | 3 | 0 | 0 | .000 | .000 | 0 |
| 2015 | Indianapolis | .266 | 69 | 218 | 33 | 58 | 10 | 1 | 3 | 26 | 3 | 5 | 3 | 36 | 38 | 18 | 3 | .362 | .370 | 3 |
| | PITTSBURGH | .214 | 23 | 28 | 8 | 6 | 1 | 1 | 0 | 1 | 1 | 0 | 0 | 7 | 9 | 0 | 0 | .321 | .371 | 2 |
| 2016 | Durham | .255 | 99 | 349 | 55 | 89 | 18 | 2 | 12 | 35 | 2 | 3 | 4 | 59 | 79 | 18 | 7 | .421 | .366 | 2 |
| | TAMPA BAY | .154 | 19 | 52 | 1 | 8 | 1 | 0 | 0 | 1 | 0 | 1 | 0 | 4 | 14 | 1 | 0 | .173 | .211 | 0 |
| AL Totals | | .154 | 19 | 52 | 1 | 8 | 1 | 0 | 0 | 1 | 0 | 1 | 0 | 4 | 14 | 1 | 0 | .173 | .211 | 0 |
| NL Totals | | .169 | 41 | 59 | 11 | 10 | 1 | 1 | 1 | 3 | 2 | 1 | 0 | 10 | 16 | 0 | 1 | .271 | .286 | 2 |
| ML Totals | | .162 | 60 | 111 | 12 | 18 | 2 | 1 | 1 | 4 | 2 | 2 | 0 | 14 | 30 | 1 | 1 | .225 | .252 | 2 |

LIFETIME PITCHING RECORD

| Year | Club | W | L | ERA | G | GS | CG | SHO | SV | IP | H | R | ER | HR | HB | BB | IBB | SO | WP | BK |
|------------------|-----------|----------|----------|-------------|----------|----------|----------|----------|----------|------------|----------|----------|----------|----------|----------|----------|----------|----------|----------|----------|
| 2015 | SAN DIEGO | 0 | 0 | 0.00 | 1 | 0 | 0 | 0 | 0 | 1.0 | 2 | 0 | 0 | 0 | 0 | 0 | 0 | 0 | 0 | 0 |
| 2016 | Durham | 0 | 0 | 18.00 | 2 | 0 | 0 | 0 | 0 | 2.0 | 7 | 4 | 4 | 0 | 1 | 0 | 0 | 0 | 0 | 0 |
| ML Totals | | 0 | 0 | 0.00 | 1 | 0 | 0 | 0 | 0 | 1.0 | 2 | 0 | 0 | 0 | 0 | 0 | 0 | 0 | 0 | 0 |

CAREER TRANSACTIONS

2008 — Selected by the San Diego Padres organization as a supplemental pick following the 1st round (42nd selection overall) of the First-Year Player Draft. **2013** — Traded to the Pittsburgh Pirates with pitcher Miles Mikolas for infielder Alex Dickerson, November 25. **2015** — On the disabled list, March 30 to April 17; included rehabilitation assignment to Indianapolis, April 9 to 17. Granted free agency (contract non-tender), December 2. **2016** — Signed by the Tampa Bay Rays to a minor league contract, January 26. Elected free agency, October 9; signed by the Oakland Athletics to a minor league contract, November 22.

VS. THE AMERICAN LEAGUE

| 2016 | | CAREER | | | | | | | | |
|------|----|--------|----|-----|---------------|------|----|---|----|-----|
| AVG. | AB | H | HR | RBI | vs. TEAM | AVG. | AB | H | HR | RBI |
| .250 | 12 | 3 | 0 | 0 | Baltimore | .250 | 12 | 3 | 0 | 0 |
| .000 | 4 | 0 | 0 | 0 | Boston | .000 | 4 | 0 | 0 | 0 |
| .500 | 6 | 3 | 0 | 0 | Chicago (AL) | .500 | 6 | 3 | 0 | 0 |
| .000 | 3 | 0 | 0 | 0 | Cleveland | .000 | 3 | 0 | 0 | 0 |
| — | 0 | 0 | 0 | 0 | Kansas City | .000 | 3 | 0 | 0 | 0 |
| — | 0 | 0 | 0 | 0 | Minnesota | .000 | 4 | 0 | 0 | 0 |
| .000 | 4 | 0 | 0 | 0 | New York (AL) | .000 | 4 | 0 | 0 | 0 |
| .167 | 6 | 1 | 0 | 0 | Seattle | .167 | 6 | 1 | 0 | 0 |
| .111 | 9 | 1 | 0 | 1 | Texas | .111 | 9 | 1 | 0 | 1 |

VS. THE NATIONAL LEAGUE

| 2016 | | CAREER | | | | | | | | |
|------|----|--------|----|-----|------------------|------|----|---|----|-----|
| AVG. | AB | H | HR | RBI | vs. TEAM | AVG. | AB | H | HR | RBI |
| — | 0 | 0 | 0 | 0 | Chicago (NL) | .000 | 6 | 0 | 0 | 0 |
| — | 0 | 0 | 0 | 0 | Cincinnati | .111 | 9 | 1 | 0 | 0 |
| — | 0 | 0 | 0 | 0 | Colorado | .400 | 10 | 4 | 1 | 2 |
| — | 0 | 0 | 0 | 0 | Los Angeles (NL) | .000 | 1 | 0 | 0 | 0 |
| — | 0 | 0 | 0 | 0 | Milwaukee | .300 | 10 | 3 | 0 | 0 |
| — | 0 | 0 | 0 | 0 | New York (NL) | .125 | 8 | 1 | 0 | 1 |
| — | 0 | 0 | 0 | 0 | Pittsburgh | .200 | 5 | 1 | 0 | 0 |
| .000 | 8 | 0 | 0 | 0 | San Francisco | .000 | 8 | 0 | 0 | 0 |
| — | 0 | 0 | 0 | 0 | St. Louis | .000 | 2 | 0 | 0 | 0 |
| — | 0 | 0 | 0 | 0 | Washington | .000 | 1 | 0 | 0 | 0 |

MONTHLY BREAKDOWN

| 2016 | | CAREER | | | | | | | | |
|------|----|--------|----|-----|-----------|------|----|---|----|-----|
| AVG. | AB | H | HR | RBI | by MONTH | AVG. | AB | H | HR | RBI |
| — | 0 | 0 | 0 | 0 | April | — | 0 | 0 | 0 | 0 |
| — | 0 | 0 | 0 | 0 | May | .000 | 3 | 0 | 0 | 0 |
| .138 | 29 | 4 | 0 | 0 | June | .133 | 30 | 4 | 0 | 0 |
| — | 0 | 0 | 0 | 0 | July | .067 | 15 | 1 | 0 | 0 |
| — | 0 | 0 | 0 | 0 | August | .160 | 25 | 4 | 1 | 2 |
| .167 | 18 | 3 | 0 | 0 | September | .250 | 32 | 8 | 0 | 1 |
| .200 | 5 | 1 | 0 | 1 | October | .167 | 6 | 1 | 0 | 1 |

BATTING BREAKDOWN

| 2016 | | CAREER | | | | | | | | |
|------|----|--------|----|-----|-------------------|------|----|----|----|-----|
| AVG. | AB | H | HR | RBI | by CATEGORY | AVG. | AB | H | HR | RBI |
| .045 | 22 | 1 | 0 | 0 | Home | .064 | 47 | 3 | 0 | 1 |
| .233 | 30 | 7 | 0 | 1 | Away | .234 | 64 | 15 | 1 | 3 |
| .182 | 22 | 4 | 0 | 1 | Day | .200 | 40 | 8 | 0 | 2 |
| .133 | 30 | 4 | 0 | 0 | Night | .141 | 71 | 10 | 1 | 2 |
| .138 | 29 | 4 | 0 | 0 | Pre-ASG | .114 | 35 | 4 | 0 | 0 |
| .174 | 23 | 4 | 0 | 1 | Post-ASG | .184 | 76 | 14 | 1 | 4 |
| .000 | 9 | 0 | 0 | 1 | vs. LHP | .000 | 17 | 0 | 0 | 1 |
| .186 | 43 | 8 | 0 | 0 | vs. RHP | .191 | 94 | 18 | 1 | 3 |
| .063 | 16 | 1 | 0 | 1 | RISP | .065 | 31 | 2 | 0 | 3 |
| .000 | 2 | 0 | 0 | 0 | Bases Loaded | .000 | 3 | 0 | 0 | 1 |
| .000 | 4 | 0 | 0 | 0 | Pinch Hitter | .190 | 21 | 4 | 0 | 0 |
| .000 | 1 | 0 | 0 | 0 | Designated Hitter | .000 | 1 | 0 | 0 | 0 |

BALLPARK BREAKDOWN

| | AVG. | AB | H | HR | RBI |
|---------------------|------|----|---|----|-----|
| Camden Yards | .250 | 12 | 3 | 0 | 0 |
| Coors Field | .400 | 10 | 4 | 1 | 2 |
| Globe Life Park | .111 | 9 | 1 | 0 | 1 |
| Great American | .125 | 8 | 1 | 0 | 0 |
| Kauffman Stadium | .000 | 3 | 0 | 0 | 0 |
| Miller Park | .429 | 7 | 3 | 0 | 0 |
| PETCO Park | .118 | 17 | 2 | 0 | 1 |
| PNC Park | .000 | 8 | 0 | 0 | 0 |
| Progressive Field | .000 | 3 | 0 | 0 | 0 |
| Target Field | .000 | 4 | 0 | 0 | 0 |
| Tropicana Field | .045 | 22 | 1 | 0 | 0 |
| U.S. Cellular Field | .500 | 6 | 3 | 0 | 0 |
| Wrigley Field | .000 | 2 | 0 | 0 | 0 |

FIELDING STATISTICS

| Pitcher | | Year | Pct. | G | PO | A | E | TC | DP |
|---------------|--|------|--------------|----------|----------|----------|----------|----------|----------|
| | | 2015 | 1.000 | 1 | 0 | 1 | 0 | 1 | 0 |
| Totals | | | 1.000 | 1 | 0 | 1 | 0 | 1 | 0 |

| Outfielder | | Year | Pct. | G | PO | A | E | TC | DP |
|---------------|--|------|-------------|-----------|-----------|----------|----------|-----------|----------|
| | | 2013 | 1.000 | 8 | 15 | 2 | 0 | 17 | 0 |
| | | 2014 | — | 2 | 0 | 0 | 0 | 0 | 0 |
| | | 2015 | .818 | 9 | 8 | 1 | 2 | 11 | 0 |
| | | 2016 | 1.000 | 16 | 28 | 3 | 0 | 31 | 1 |
| Totals | | | .966 | 35 | 51 | 6 | 2 | 59 | 1 |

DECKER'S CAREER HIGHS

Hits: 3, September 26, 2016 at Chicago (AL)
Home Runs: 1, August 12, 2013 at Colorado
Runs Batted In: 1 (four times), last: October 2, 2016 at Texas
Stolen Bases: 1, September 26, 2016 at Chicago (AL)
Hitting Streak: 3 (twice), last: June 25 to 26, 2016
Hitless Streak (At Bats): 15, June 17 to 25, 2016
Game Ending RBI: None
Grand Slams: None
Pinch-Hit Home Runs: None
Inside-The-Park Home Runs: None
Lead Off Home Runs: None

**LEFT-HANDED PITCHER****Height/Weight:** 6-5 / 210**Bats/Throws:** Right / Left**Birthdate:** March 6, 1986**Opening Day Age:** 31**Birthplace/Resides:** St. Louis, Missouri / Lake St. Louis, Missouri**Major League Service:** 6 years, 85 days**Obtained:** Originally acquired from the Cleveland organization for cash, July 17, 2016; re-signed to a minor league contract, January 17, 2017**Contract Status:** First year of a one-year contract through 2017**NON-ROSTER INVITEE****CAREER HIGHLIGHTS**

Has pitched for five teams in nine seasons in the majors and is 23-41 with a 4.36 ERA in 189 games, including 83 starts...made 85 appearances, including 69 starts, over his first six seasons but 91 of his 105 appearances from 2014-16 have been in relief...spent the first seven seasons of his career with Washington (2007, 09-14)...split the 2015 season with Texas and Atlanta and the 2016 season with Cleveland and Oakland...pitched for the United States in the 2013 World Baseball Classic and tossed 4.0 scoreless innings of relief in his only appearance...was the Washington Nationals 1st round selection and the sixth pick overall in the 2007 First-Year Player Draft...made his Major League debut that year with the Nationals with one September appearance.

2016 HIGHLIGHTS

Was on the Cleveland Indians Opening Day roster but finished the season with the A's...in between, he combined for a 6-4 record and a 4.40 ERA in 16 games, 15 starts, with Triple-A Columbus and Triple-A Nashville...had no decisions and a 5.79 ERA in seven relief appearances with Cleveland and was 2-4 with a 6.14 ERA in nine games (seven starts) with Oakland...combined for a 6.10 ERA in 16 big league games overall...struck out 26 batters in 48.2 innings for a career-low average of 4.81 strikeouts per nine innings...was 2-3 with a 4.70 ERA and .283 opponents batting average in his seven starting assignments, 0-1 with an 11.32 ERA and .340 opponents average in nine relief appearances...allowed 1-of-4 (25.0%) inherited runners to score and first batters faced were 2-for-8 (.250) with a walk...opponents hit .296, including .237 (9-for-38) by left-handed hitters and .311 (50-for-161) by right-handers...his career splits are .233 (132-for-566) against lefties, .297 (505-for-1692) against righties...allowed a .229 batting average with the bases empty, .378 with four of his five home runs with runners on base...yielded a .396 average with runners in scoring position...had a .229 opponents batting average and .275 opponents on-base percentage against batters leading off an inning...logged a 3.06 ERA and .206 opponents batting average in six day games, a 7.84 ERA and .338 opponents average in 10 games at night...surrendered all five of his home runs under the lights...combined for a 1-0 record and a 3.60 ERA in eight games (one start) in his home ballparks...was 1-4 with a 7.22 ERA in eight games (six starts) on the road...allowed 14 of his 34 runs in the fourth inning (13.50 ERA)...had a 4.50 ERA in all other innings...did not commit an error in 16 games (five total chances) and now has a 133-game errorless streak dating back to his last error on June 29, 2012 at Atlanta.

MAJORS: Was a non-roster invitee with Cleveland during the spring and logged a 3.60 ERA in 10 relief appearances to make the Indians Opening Day roster...opponents were 3-for-16 (.188) in his seven games with Cleveland but he issued four walks in 4.2 innings for a .333 on-base percentage...all three of the hits were for extra bases (two doubles, one home run) for a .500 slugging percentage...tossed fewer than one inning in six of his seven appearances and his longest outing was 1.0 on April 17 against New York (NL)...was designated for assignment April 29, outrighted to Columbus May 1 and traded to the A's organization in a minor league deal for cash considerations on July 1...was assigned to Nashville following the trade and was promoted to Oakland Aug. 10...combined with John Axford on a seven-hit shutout in his A's debut that day in Oakland, a 1-0 win over Baltimore...tossed a career-high eight innings and allowed six of the hits...matched his career high with 108 pitches and did not walk a batter...is the third pitcher in Oakland history to toss at least 8.0 scoreless innings in his A's debut (Mike Norris, 9.0 on April 10, 1975 and Tommy Milone, 8.0 on April 9, 2012)...it was his first win as a starter since May 10, 2013 against Chicago (NL)...then lost each of his next three starts from Aug. 15 to 26

(9.00 ERA)...struck out a career-high tying seven batters in 7.0 innings Aug. 31 at Houston...allowed just one run and left with a 3-1 lead but Hendriks allowed three runs for the blown save and loss...made two starts and two relief appearances in September and went 1-1 with a 9.00 ERA and .353 opponents batting average...picked up the win in his final start Sept. 18 at Texas...it was his first road win since July 12, 2014, snapping a six-game road losing streak.

MINORS: Went 2-4 with a 4.60 ERA in 12 starts with Columbus in the Indians farm system and 4-0 with a 3.86 ERA in four games, including three starts, with the Sounds...issued 21 walks in 62.2 innings with the Clippers (3.02 per nine innings) but then walked just four batters in 23.1 innings with the Sounds (1.54 per nine innings)...allowed a .256 opponents batting average, including .252 (58-for-230) against right-handed hitters compared to .265 (26-for-98) against left-handed hitters...surrendered nine of his 10 home runs to righties...nine were solo shots...opponents batted .229 with the bases empty compared to .301 with runners on base...allowed a .357 average with runners in scoring position with Columbus, .118 with Nashville...went 0-4 with a 5.84 ERA over his first eight starts through June 11...finished the Triple-A portion of his campaign by going 6-0 with a 3.31 ERA over his final eight games, seven starts...had a 7.20 ERA (12 er in 15.0 ip) in the first inning, a 3.80 ERA (30 er in 71.0 ip) after that...tossed six or more innings in nine of his 16 appearances, allowed two runs or fewer eight times and walked two batters or fewer 11 times...Columbus was 4-8 in his starting assignments and Nashville was 3-0...logged fewer than five innings in each of his first four starts with Columbus as he began building his pitch count following a relief role with the Indians...then tossed 7.0 scoreless innings against Durham May 27 but had a no decision in a 2-0 win...was 0-3 with a 3.42 ERA over his first six starts...then allowed 14 runs in 10.2 innings over his next two starts (11.81 ERA)...yielded six runs on a season-high 10 hits in 6.2 innings in a 7-1 loss to Indianapolis June 6 and a season-high eight runs in 4.0 innings in a no decision in a 15-12 loss to Scranton/Wilkes-Barre on June 11...issued a season-high five walks in 4.0 innings June 17 at Syracuse...picked up his first win of the season June 22 against Rochester when allowed one run in 7.0 innings in a 7-2 victory...tossed a season-high 7.1 innings in each of his final two starts with Columbus on June 27 at Lehigh Valley and July 8 at Louisville...allowed one run in 5.0 innings of relief in his first outing with Nashville on July 20 at Albuquerque...it was his only minor league relief appearance of 2016 and it came in relief of a rehabbing Jesse Hahn...struck out a season-high nine batters in 6.0 innings in his first start, a 12-5 victory over Omaha July 25...combined with Brasier and Healy on a six-hit 2-0 shutout at New Orleans July 30...tossed 6.1 innings and allowed four of the hits.

CAREER

2015—Split his season between Texas and Atlanta...was on the 15-day disabled list with Texas from May 15 to June 3 with an inflamed left shoulder...was designated for assignment July 11 and later released...signed with Atlanta and spent the remainder of the season in the Braves bullpen...left his Sept. 10 game against the New York Mets with a left hamstring strain and did not pitch the remainder of the season...for the year, he limited left-handed batters to a .234 average against.

2014—Made all 47 appearances in relief for Washington after just 17 bullpen outings in his first seven professional seasons...the opposition batted .282, including .226 against left-handed hitters and .312 against right-handers...issued just one extra base hit to his 93 left-handers faced...earned his first Major League save with 3.0 scoreless innings June 28 at Chicago (NL)...issued just one homer in his final 43.0 innings over 34 games beginning May 22...was not on Washington's active NLDS roster against San Francisco...was traded to Texas on Dec. 12.

2013—Opened the season in the Nationals rotation...was placed on the 15-day disabled list May 16 with a lower back strain...was reinstated June 13 but went 0-3 with a 6.31 ERA in five starts before returning to the DL July 4 with a bulging disk...missed 101 games overall while on the DL...posted a walk rate of 1.77 per nine innings in his 13 starts, which would have ranked seventh in the National League with enough innings to qualify...pitched for Team USA in the 2013 World Baseball Classic...with Team USA facing elimination, he worked 4.0 scoreless innings of relief to earn the save in a 6-2 win over Italy on March 9.

2012—Ranked fourth on the Nationals staff in innings (164.1) and tied for fourth in wins (10) in his first full big league season...was 9-8 with a 3.58 ERA in 27 starts and 1-0 with a 1.42 ERA in six relief appearances...had the seventh lowest ERA (3.40) among National League left-handers...held left-handed hitters to a .170 batting average, which was the lowest among Major League qualifiers...in his lone

career playoff appearance, he issued three hits and allowed one unearned run in Game 4 of the NLDS against St. Louis, a 2-1 Washington win.

2011— Opened the year at Triple-A Syracuse before he was recalled by Washington on July 5 for the remainder of the season...pitched for Major League Baseball during a tour of Taiwan that November.

2010—Missed the first part of the season after having right hip labral surgery performed by Dr. Marc Philippon on Feb. 15...began a rehab assignment June 9 and was reinstated and optioned to Double-A Harrisburg June 21...was recalled by Washington July 25 but made just three starts before going on the DL Aug. 8 with a right hip strain.

2009—Appeared in 15 games with 14 starts over two stints with Washington...posted a 2.96 ERA in six starts at Harrisburg to earn a recall by the Nats on May 18...recalled again on Sept. 8 and was 1-1 with a 1.90 ERA in five September games, including four starts...earned his first Major League win Sept. 28 against New York (NL).

2008—Ranked seventh in the Carolina League in strikeouts (114) at Single-A Potomac.

2007—Went 2-2 with a 3.56 ERA in eight games, seven starts, for the GCL Nationals and Potomac in his first pro season...had his contract selected by Washington on Sept. 4 and worked one scoreless inning with one strikeout (Willie Harris) in his Major League debut on Sept. 7 at Atlanta...was the first player selected in the 2007 First-Year Player Draft to appear in a Major League game...did not pitch the rest of the season.

PERSONAL/MISCELLANEOUS

Ross Emery Detwiler...is married, Keri Lynn...pitched three seasons at Missouri State University in Springfield...was 11-11 with a 3.13 ERA in 216.0 innings over 39 career games...fanned 10.2 batters per nine innings during his career with the Bears...pitched for Team USA in the summer of 2006 and went 2-0 with a 0.95 ERA...upon completion of the Team USA schedule, he pitched in two games for Falmouth of the Cape Cod League...earned 2004 Gateway Athletic Conference Player of the Year...represented the Nationals during an eight-day USO Tour in December 2012.

LIFETIME PITCHING RECORD

| Year | Club | W | L | ERA | G | GS | CG | SHO | SV | IP | H | R | ER | HR | HB | BB | IBB | SO | WP | BK |
|------------------|---------------|-----------|-----------|-------------|------------|-----------|----------|----------|----------|--------------|------------|------------|------------|-----------|-----------|------------|-----------|------------|-----------|----------|
| 2007 | GCL Nationals | 0 | 0 | 2.25 | 4 | 4 | 0 | 0 | 0 | 12.0 | 11 | 3 | 3 | 1 | 2 | 3 | 0 | 15 | 0 | 0 |
| | Potomac | 2 | 2 | 4.22 | 5 | 4 | 0 | 0 | 0 | 21.1 | 27 | 11 | 10 | 1 | 3 | 9 | 0 | 13 | 1 | 0 |
| | WASHINGTON | 0 | 0 | 0.00 | 1 | 0 | 0 | 0 | 0 | 1.0 | 0 | 0 | 0 | 0 | 0 | 0 | 0 | 1 | 0 | 0 |
| 2008 | Potomac | 8 | 8 | 4.86 | 26 | 26 | 0 | 0 | 0 | 124.0 | 140 | 72 | 67 | 8 | 7 | 57 | 0 | 114 | 3 | 0 |
| 2009 | Harrisburg | 0 | 3 | 2.96 | 6 | 6 | 0 | 0 | 0 | 27.1 | 28 | 14 | 9 | 2 | 1 | 10 | 0 | 28 | 0 | 0 |
| | WASHINGTON | 1 | 6 | 5.00 | 15 | 14 | 1 | 0 | 0 | 75.2 | 87 | 43 | 42 | 3 | 2 | 33 | 3 | 43 | 4 | 0 |
| | Syracuse | 4 | 2 | 3.10 | 10 | 10 | 0 | 0 | 0 | 49.1 | 56 | 23 | 17 | 2 | 0 | 20 | 0 | 42 | 0 | 0 |
| 2010 | Potomac | 0 | 0 | 1.50 | 2 | 2 | 0 | 0 | 0 | 6.0 | 6 | 1 | 1 | 1 | 0 | 1 | 0 | 6 | 0 | 0 |
| | Harrisburg | 2 | 2 | 2.48 | 7 | 7 | 0 | 0 | 0 | 32.2 | 38 | 10 | 9 | 1 | 2 | 7 | 0 | 31 | 1 | 0 |
| | WASHINGTON | 1 | 3 | 4.25 | 8 | 5 | 0 | 0 | 0 | 29.2 | 34 | 22 | 14 | 5 | 1 | 14 | 1 | 17 | 1 | 0 |
| | Syracuse | 1 | 0 | 1.80 | 1 | 1 | 0 | 0 | 0 | 5.0 | 5 | 3 | 1 | 0 | 0 | 1 | 0 | 2 | 0 | 0 |
| 2011 | Syracuse | 6 | 6 | 4.53 | 16 | 16 | 0 | 0 | 0 | 87.1 | 98 | 48 | 44 | 4 | 1 | 32 | 1 | 63 | 2 | 0 |
| | WASHINGTON | 4 | 5 | 3.00 | 15 | 10 | 0 | 0 | 0 | 66.0 | 63 | 26 | 22 | 7 | 3 | 20 | 2 | 41 | 2 | 0 |
| 2012 | WASHINGTON | 10 | 8 | 3.40 | 33 | 27 | 0 | 0 | 0 | 164.1 | 149 | 75 | 62 | 15 | 5 | 52 | 0 | 105 | 4 | 1 |
| 2013 | WASHINGTON | 2 | 7 | 4.04 | 13 | 13 | 0 | 0 | 0 | 71.1 | 92 | 37 | 32 | 5 | 5 | 14 | 2 | 39 | 0 | 0 |
| | Potomac | 0 | 0 | 2.45 | 1 | 1 | 0 | 0 | 0 | 3.2 | 7 | 1 | 1 | 0 | 0 | 0 | 0 | 4 | 0 | 0 |
| 2014 | WASHINGTON | 2 | 3 | 4.00 | 47 | 0 | 0 | 0 | 1 | 63.0 | 68 | 34 | 28 | 5 | 5 | 21 | 4 | 39 | 3 | 0 |
| 2015 | TEXAS | 0 | 5 | 7.12 | 17 | 7 | 0 | 0 | 0 | 43.0 | 62 | 37 | 34 | 9 | 3 | 20 | 0 | 28 | 3 | 0 |
| | Frisco | 0 | 0 | 7.36 | 2 | 0 | 0 | 0 | 0 | 3.2 | 7 | 3 | 3 | 0 | 0 | 2 | 0 | 4 | 1 | 0 |
| | ATLANTA | 1 | 0 | 7.63 | 24 | 0 | 0 | 0 | 0 | 15.1 | 20 | 14 | 13 | 1 | 3 | 16 | 1 | 13 | 0 | 0 |
| 2016 | CLEVELAND | 0 | 0 | 5.79 | 7 | 0 | 0 | 0 | 0 | 4.2 | 3 | 3 | 3 | 1 | 0 | 4 | 0 | 3 | 0 | 0 |
| | Columbus | 2 | 4 | 4.60 | 12 | 12 | 0 | 0 | 0 | 62.2 | 64 | 33 | 32 | 6 | 3 | 21 | 0 | 41 | 3 | 0 |
| | Nashville | 4 | 0 | 3.86 | 4 | 3 | 0 | 0 | 0 | 23.1 | 20 | 10 | 10 | 4 | 1 | 4 | 0 | 24 | 1 | 0 |
| | OAKLAND | 2 | 4 | 6.14 | 9 | 7 | 0 | 0 | 0 | 44.0 | 56 | 31 | 30 | 4 | 1 | 15 | 0 | 23 | 3 | 0 |
| AL Totals | | 2 | 9 | 6.58 | 33 | 14 | 0 | 0 | 0 | 91.2 | 121 | 71 | 67 | 14 | 4 | 39 | 0 | 54 | 6 | 0 |
| NL Totals | | 21 | 32 | 3.94 | 156 | 69 | 1 | 0 | 1 | 486.1 | 513 | 251 | 213 | 41 | 24 | 170 | 13 | 298 | 14 | 1 |
| ML Totals | | 23 | 41 | 4.36 | 189 | 83 | 1 | 0 | 1 | 578.0 | 634 | 322 | 280 | 55 | 28 | 209 | 13 | 352 | 20 | 1 |

CAREER TRANSACTIONS

2007 — Selected by the Washington Nationals in the 1st round of the First-Year Player Draft (sixth selection overall). **2010** — On the disabled list, April 4 to June 20; included rehabilitation assignment to Potomac, June 9 to 12, and Harrisburg, June 13 to 20. On disabled list, August 6 to September 6; included rehabilitation assignment to Potomac, August 28 to September 1, and Syracuse, September 2 to 6. **2013** — On the disabled list, May 16 to June 12; included rehabilitation assignment to Potomac, June 8 to 12. On the disabled list, July 4 to November 2. **2014** — Traded to the Texas Rangers for minor league infielder Chris Bostick and minor league pitcher Abel De Los Santos, December 11. **2015** — On the disabled list, May 15 to June 3; included rehabilitation assignment to Frisco, May 30 to June 3. Released, July 15; signed by the Atlanta Braves, July 17. Elected free agency, November 2; signed by the Cleveland Indians to a minor league contract, December 22. **2016** — Traded to the Oakland Athletics organization for cash considerations, July 17. Elected free agency, November 3. **2017** — Re-signed by Oakland to a minor league contract, January 17.

DIVISION SERIES PITCHING RECORD

| Year | Club/Opp. | W | L | ERA | G | GS | CG | SHO | SV | IP | H | R | ER | HR | HB | BB | IBB | SO | WP | BK |
|------|-------------|---|---|------|---|----|----|-----|----|-----|---|---|----|----|----|----|-----|----|----|----|
| 2012 | WAS vs. STL | 0 | 0 | 0.00 | 1 | 1 | 0 | 0 | 0 | 6.0 | 3 | 1 | 0 | 0 | 0 | 3 | 1 | 2 | 0 | 0 |

WORLD BASEBALL CLASSIC PITCHING RECORD

| Year | Club | W | L | ERA | G | GS | CG | SHO | SV | IP | H | R | ER | HR | HB | BB | IBB | SO | WP | BK |
|------|---------------|---|---|------|---|----|----|-----|----|-----|---|---|----|----|----|----|-----|----|----|----|
| 2013 | United States | 0 | 0 | 0.00 | 1 | 0 | 0 | 0 | 0 | 4.0 | 1 | 0 | 0 | 0 | 0 | 1 | 0 | 3 | 0 | 0 |

VS. THE AMERICAN LEAGUE

| 2016 | | CAREER | | | | | | | | | | | | |
|-------|---|--------|---|---|------|----|-------------|-------|---|---|---|---|------|----|
| ERA | W | L | S | G | IP | ER | vs. TEAM | ERA | W | L | S | G | IP | ER |
| 0.00 | 1 | 0 | 0 | 1 | 8.0 | 0 | Baltimore | 3.77 | 1 | 2 | 0 | 8 | 31.0 | 13 |
| 18.00 | 0 | 0 | 0 | 2 | 1.0 | 2 | Boston | 9.00 | 0 | 0 | 0 | 3 | 3.0 | 3 |
| 13.50 | 0 | 1 | 0 | 1 | 4.0 | 6 | Chicago | 10.80 | 0 | 1 | 0 | 3 | 6.2 | 8 |
| — | 0 | 0 | 0 | 0 | 0.0 | 0 | Cleveland | — | 0 | 0 | 0 | 0 | 0.0 | 0 |
| — | 0 | 0 | 0 | 0 | 0.0 | 0 | Detroit | — | 0 | 0 | 0 | 0 | 0.0 | 0 |
| 1.29 | 0 | 0 | 0 | 1 | 7.0 | 1 | Houston | 2.12 | 1 | 0 | 0 | 6 | 29.2 | 7 |
| 6.75 | 0 | 0 | 0 | 1 | 4.0 | 3 | Kansas City | 6.00 | 0 | 1 | 0 | 2 | 9.0 | 6 |
| 15.88 | 0 | 1 | 0 | 2 | 5.2 | 10 | Los Angeles | 9.37 | 0 | 2 | 0 | 6 | 16.1 | 17 |
| 0.00 | 0 | 0 | 0 | 1 | 0.2 | 0 | Minnesota | 0.00 | 0 | 0 | 0 | 1 | 0.2 | 0 |
| — | 0 | 0 | 0 | 0 | 0.0 | 0 | New York | 7.71 | 0 | 0 | 0 | 3 | 4.2 | 4 |
| — | 0 | 0 | 0 | 0 | 0.0 | 0 | Oakland | 8.31 | 0 | 1 | 0 | 5 | 8.2 | 8 |
| 0.00 | 0 | 0 | 0 | 2 | 1.1 | 0 | Seattle | 7.00 | 0 | 1 | 0 | 4 | 9.0 | 7 |
| — | 0 | 0 | 0 | 0 | 0.0 | 0 | Tampa Bay | 5.93 | 0 | 1 | 0 | 3 | 13.2 | 9 |
| 6.30 | 1 | 1 | 0 | 2 | 10.0 | 7 | Texas | 6.30 | 1 | 1 | 0 | 2 | 10.0 | 7 |
| — | 0 | 0 | 0 | 0 | 0.0 | 0 | Toronto | 3.72 | 0 | 0 | 0 | 3 | 9.2 | 4 |

VS. THE NATIONAL LEAGUE

| 2016 | | CAREER | | | | | | | | | | | | |
|------|---|--------|---|---|-----|----|---------------|-------|---|---|---|----|------|----|
| ERA | W | L | S | G | IP | ER | vs. TEAM | ERA | W | L | S | G | IP | ER |
| — | 0 | 0 | 0 | 0 | 0.0 | 0 | Arizona | 3.91 | 2 | 2 | 0 | 7 | 23.0 | 10 |
| — | 0 | 0 | 0 | 0 | 0.0 | 0 | Atlanta | 3.06 | 2 | 2 | 0 | 18 | 64.2 | 22 |
| — | 0 | 0 | 0 | 0 | 0.0 | 0 | Chicago | 2.37 | 3 | 1 | 1 | 10 | 30.1 | 8 |
| — | 0 | 0 | 0 | 0 | 0.0 | 0 | Cincinnati | 3.72 | 0 | 5 | 0 | 8 | 36.1 | 15 |
| — | 0 | 0 | 0 | 0 | 0.0 | 0 | Colorado | 7.59 | 0 | 3 | 0 | 8 | 21.1 | 18 |
| — | 0 | 0 | 0 | 0 | 0.0 | 0 | Los Angeles | 4.33 | 1 | 2 | 0 | 9 | 27.0 | 13 |
| — | 0 | 0 | 0 | 0 | 0.0 | 0 | Miami | 2.06 | 4 | 0 | 0 | 14 | 35.0 | 8 |
| — | 0 | 0 | 0 | 0 | 0.0 | 0 | Milwaukee | 2.79 | 0 | 3 | 0 | 5 | 19.1 | 6 |
| 5.40 | 0 | 0 | 0 | 2 | 1.2 | 1 | New York | 3.06 | 4 | 1 | 0 | 20 | 53.0 | 18 |
| — | 0 | 0 | 0 | 0 | 0.0 | 0 | Philadelphia | 4.20 | 3 | 5 | 0 | 18 | 55.2 | 26 |
| — | 0 | 0 | 0 | 0 | 0.0 | 0 | Pittsburgh | 4.26 | 1 | 2 | 0 | 5 | 19.0 | 9 |
| — | 0 | 0 | 0 | 0 | 0.0 | 0 | San Diego | 11.05 | 0 | 1 | 0 | 4 | 7.1 | 9 |
| — | 0 | 0 | 0 | 0 | 0.0 | 0 | San Francisco | 7.80 | 0 | 1 | 0 | 6 | 15.0 | 13 |
| 5.06 | 0 | 1 | 0 | 1 | 5.1 | 3 | St. Louis | 4.67 | 0 | 3 | 0 | 6 | 17.1 | 9 |
| — | 0 | 0 | 0 | 0 | 0.0 | 0 | Washington | 16.20 | 0 | 0 | 0 | 2 | 1.2 | 3 |

MONTHLY BREAKDOWN

| 2016 | | CAREER | | | | | | | | | | | | |
|------|---|--------|---|---|------|----|-----------|------|---|----|---|----|-------|----|
| ERA | W | L | S | G | IP | ER | by MONTH | ERA | W | L | S | G | IP | ER |
| 5.79 | 0 | 0 | 0 | 7 | 4.2 | 3 | April | 3.40 | 3 | 7 | 0 | 29 | 90.0 | 34 |
| — | 0 | 0 | 0 | 0 | 0.0 | 0 | May | 5.53 | 2 | 8 | 0 | 22 | 83.0 | 51 |
| — | 0 | 0 | 0 | 0 | 0.0 | 0 | June | 4.85 | 1 | 5 | 1 | 29 | 91.0 | 49 |
| — | 0 | 0 | 0 | 0 | 0.0 | 0 | July | 3.56 | 3 | 4 | 0 | 33 | 78.1 | 31 |
| 4.66 | 1 | 3 | 0 | 5 | 29.0 | 15 | August | 4.50 | 7 | 10 | 0 | 39 | 116.0 | 58 |
| 9.00 | 1 | 1 | 0 | 4 | 15.0 | 15 | September | 4.47 | 7 | 7 | 0 | 36 | 114.2 | 57 |
| — | 0 | 0 | 0 | 0 | 0.0 | 0 | October | 0.00 | 0 | 0 | 0 | 1 | 5.0 | 0 |

PITCHING BREAKDOWN

| 2016 | | CAREER | | | | | | | | | | | | |
|-------|---|--------|---|----|------|----|-------------|------|----|----|---|-----|-------|-----|
| ERA | W | L | S | G | IP | ER | by CATEGORY | ERA | W | L | S | G | IP | ER |
| 3.60 | 1 | 0 | 0 | 8 | 15.0 | 6 | Home | 3.90 | 17 | 16 | 0 | 94 | 288.2 | 125 |
| 7.22 | 1 | 4 | 0 | 8 | 33.2 | 27 | Away | 4.82 | 6 | 25 | 1 | 95 | 289.1 | 155 |
| 3.06 | 1 | 0 | 0 | 6 | 17.2 | 6 | Day | 4.26 | 5 | 8 | 0 | 43 | 131.0 | 62 |
| 7.84 | 1 | 4 | 0 | 10 | 31.0 | 27 | Night | 4.39 | 18 | 33 | 1 | 146 | 447.0 | 218 |
| 5.79 | 0 | 0 | 0 | 7 | 4.2 | 3 | Pre-ASG | 4.69 | 8 | 22 | 1 | 93 | 297.1 | 155 |
| 6.14 | 2 | 4 | 0 | 9 | 44.0 | 30 | Post-ASG | 4.01 | 15 | 19 | 0 | 96 | 280.2 | 125 |
| 4.70 | 2 | 3 | 0 | 7 | 38.1 | 20 | Starter | 4.30 | 19 | 37 | 0 | 83 | 447.2 | 214 |
| 11.32 | 0 | 1 | 0 | 9 | 10.1 | 13 | Reliever | 4.56 | 4 | 4 | 1 | 106 | 130.1 | 66 |

BALLPARK BREAKDOWN

| | ERA | W | L | S | G | IP | ER |
|---------------------|-------|----|----|---|----|-------|-----|
| Angel Stadium | 23.63 | 0 | 1 | 0 | 1 | 2.2 | 7 |
| AT&T Park | 4.50 | 0 | 0 | 0 | 1 | 2.0 | 1 |
| Busch Stadium | 6.75 | 0 | 2 | 0 | 4 | 9.1 | 7 |
| Camden Yards | 4.50 | 0 | 1 | 0 | 4 | 12.0 | 6 |
| Chase Field | 8.31 | 0 | 2 | 0 | 2 | 8.2 | 8 |
| Citi Field | 2.08 | 1 | 0 | 0 | 7 | 21.2 | 5 |
| Citizens Bank Park | 4.46 | 2 | 4 | 0 | 13 | 36.1 | 18 |
| Coors Field | 6.32 | 0 | 2 | 0 | 5 | 15.2 | 11 |
| Dodger Stadium | 3.29 | 0 | 2 | 0 | 5 | 13.2 | 5 |
| Fenway Park | 4.50 | 0 | 0 | 0 | 1 | 2.0 | 1 |
| Globe Life Park | 5.64 | 1 | 4 | 0 | 9 | 30.1 | 19 |
| Great American | 2.25 | 0 | 1 | 0 | 2 | 12.0 | 3 |
| Kauffman Stadium | 6.75 | 0 | 0 | 0 | 1 | 4.0 | 3 |
| Marlins Park | 2.93 | 2 | 0 | 0 | 4 | 15.1 | 5 |
| Miller Park | 2.92 | 0 | 2 | 0 | 3 | 12.1 | 4 |
| Minute Maid Park | 1.64 | 0 | 0 | 0 | 4 | 22.0 | 4 |
| Nationals Park | 3.75 | 15 | 13 | 0 | 67 | 247.0 | 103 |
| Oakland Coliseum | 5.30 | 1 | 1 | 0 | 6 | 18.2 | 11 |
| PETCO Park | 18.00 | 0 | 0 | 0 | 2 | 1.0 | 2 |
| PNC Park | 5.25 | 0 | 2 | 0 | 3 | 12.0 | 7 |
| Progressive Field | 6.75 | 0 | 0 | 0 | 6 | 4.0 | 3 |
| Rogers Centre | 6.75 | 0 | 0 | 0 | 2 | 2.2 | 2 |
| Safeco Field | 19.29 | 0 | 0 | 0 | 1 | 2.1 | 5 |
| Sun Life Stadium | 0.00 | 0 | 0 | 0 | 1 | 2.0 | 0 |
| Target Field | 0.00 | 0 | 0 | 0 | 1 | 0.2 | 0 |
| Tropicana Field | 8.10 | 0 | 1 | 0 | 2 | 10.0 | 9 |
| Turner Field | 4.32 | 1 | 1 | 0 | 25 | 41.2 | 20 |
| U.S. Cellular Field | 10.80 | 0 | 1 | 0 | 3 | 6.2 | 8 |
| Wrigley Field | 2.89 | 0 | 1 | 1 | 4 | 9.1 | 3 |

FIELDING STATISTICS

| Pitcher | | | | | | | |
|---------------|-------------|------------|-----------|-----------|----------|------------|----------|
| Year | Pct. | G | PO | A | E | TC | DP |
| 2007 | — | 1 | 0 | 0 | 0 | 0 | 0 |
| 2009 | 1,000 | 15 | 5 | 13 | 0 | 18 | 1 |
| 2010 | 1,000 | 8 | 3 | 5 | 0 | 8 | 0 |
| 2011 | .889 | 15 | 3 | 5 | 1 | 9 | 0 |
| 2012 | .968 | 33 | 12 | 18 | 1 | 31 | 2 |
| 2013 | 1,000 | 13 | 4 | 7 | 0 | 11 | 1 |
| 2014 | 1,000 | 47 | 4 | 10 | 0 | 14 | 1 |
| 2015 | 1,000 | 41 | 4 | 15 | 0 | 19 | 0 |
| 2016 | 1,000 | 16 | 2 | 3 | 0 | 5 | 0 |
| Totals | .983 | 189 | 37 | 76 | 2 | 115 | 5 |

DETWILER'S CAREER BESTS

Low Hit Complete Game: 10, June 4, 2009 vs. San Francisco

Innings Pitched: 8.0, August 10, 2016 vs. Baltimore.

As reliever: 4.0, June 24, 2014 at Milwaukee

Strikeouts: 7 (four times), last: August 31, 2016 at Houston. As reliever: 4, June 5, 2012 vs. New York (NL)

Pitches: 108 (twice), last: August 10, 2016 vs. Baltimore

Longest Winning Streak: 4, September 20, 2011 to April 20, 2012


Longest Losing Streak: 6 (three times), last: September 17, 2014 to May 14, 2015

Longest Scoreless Streak: 18.1 (twice), last: June 12 to 29, 2012

DETWILER'S 2016 STARTS

| Date | Opponent | Score | Dec | ERA* | IP | H | R | ER | BB | SO | HR | #PIT |
|----------|-----------------|-------|-----|------|-----|----|---|----|----|----|----|------|
| Aug. 10 | Baltimore | 1-0 | W | 2.13 | 8.0 | 6 | 0 | 0 | 0 | 2 | 0 | 108 |
| Aug. 15 | at Texas | 2-5 | L | 4.15 | 4.2 | 7 | 5 | 5 | 4 | 3 | 1 | 97 |
| Aug. 20 | at Chicago (AL) | 2-6 | L | 5.91 | 4.0 | 10 | 6 | 6 | 1 | 2 | 1 | 81 |
| Aug. 26 | at St. Louis | 1-3 | L | 5.74 | 5.1 | 6 | 3 | 3 | 1 | 6 | 1 | 85 |
| Aug. 31 | at Houston | 3-4 | - | 4.81 | 7.0 | 3 | 1 | 1 | 2 | 7 | 0 | 102 |
| Sept. 12 | at Kansas City | 16-3 | - | 5.31 | 4.0 | 6 | 3 | 3 | 2 | 0 | 0 | 81 |
| Sept. 18 | at Texas | 5-2 | W | 5.09 | 5.1 | 5 | 2 | 2 | 3 | 1 | 0 | 83 |

*indicates overall ERA

**LEFT-HANDED PITCHER****Height/Weight:** 6-2 / 210**Bats/Throws:** Left / Left**Birthdate:** September 26, 1986**Opening Day Age:** 30**Birthplace/Resides:** Rapid City, South Dakota / Scottsdale, Arizona**Major League Service:** 4 years, 122 days**Obtained:** Selected as a compensation pick following the first round (41st selection overall) of the 2007 First-Year Player Draft**Contract Status:** Fourth year of a five-year contract through 2018 with club options for 2019 and 2020**CAREER HIGHLIGHTS**

Was converted from first base to pitcher late in the 2011 season and was named to the American League All-Star Team in 2014...has a 3.07 ERA and .209 opponents batting average in 231 games in five seasons with the A's...set an Athletics record for saves by a left-handed pitcher in 2014 with 22 and holds the Oakland career record for saves by a left-hander with 33...led the majors in fewest percentage of inherited runners scored in 2013 (6.3%)...made his Major League debut with Oakland in 2012 after just 17 professional games pitched...began his career as a hitter, batting .272 with 58 doubles, 30 home runs and 138 RBI in 233 games...appeared in just 29 games from 2009-11 due to knee problems...was named the A's 10th best prospect by *Baseball America* following the 2009 season...led the A's farm system in hits (153) and doubles (40) in 2008...played for the Arizona Fall League Champion Phoenix Desert Dogs in 2008.

2016 HIGHLIGHTS

Was 2-3 with four saves and a 3.23 ERA in 44 games in a season shortened by a two-month stint on the disabled list with a strained left shoulder...struck out 45 batters in 39.0 innings (10.38 per nine innings) and walked just eight (1.85 per nine innings)...had a strikeout-to-walk ratio of 5.63, which tied for ninth among American League relievers...had a .231 opponents batting average and .272 on-base percentage...16 of the 33 hits he allowed were for extra bases...had career highs in home runs (6), slugging percentage (.434) and OPS (.705)...his opponents batting average included a .206 (13-for-63) mark against left-handed hitters compared to .250 (20-for-80) against right-handers...issued seven of his eight walks to righties...has held lefties to a .198 (59-for-298) mark in his career...allowed a .099 batting average with two strikes and has a .132 (68-for-516) mark in that situation in his career...yielded a .176 average with two outs and has a .186 (54-for-290) mark in his career...opponents hit .213 with runners in scoring position...the opponents number five hitter went 1-for-18 (.056) off him and he has a .129 (12-for-93) average against them in his career...allowed 5-of-18 (27.8%) inherited runners to score but has allowed just 13-of-85 (15.3%) to score in his career...that is the best percentage in the majors dating back to 2012 (min. 80 ir)...first batters faced hit .350 with a .409 on-base percentage and .625 slugging percentage...the batting average and OPS (1.034) were second highest in the AL, the slugging percentage was third and the on-base percentage fifth...his career splits entering the season were .180/.214/.253/.467...converted 4-of-6 (66.7%) save opportunities...logged a 1.80 ERA and .140 opponents batting average in 17 day games, a 4.13 ERA and .280 opponents average in 27 contests at night...did not allow a home run in 15.0 innings during the day...had a 4.50 ERA in 24 games against AL West competition, a 1.59 ERA in 20 games against everyone else...surrendered 10 of his 14 runs in 16 outings on exactly one day of rest (6.28 ERA)...had a 1.46 ERA in his other 28 appearances...compiled a 0.54 ERA in the eighth inning, a 5.24 ERA in all other innings...did not commit an error in 44 games (six chances) and now has a 193-game errorless streak dating back to Sept. 25, 2012...that is eighth longest in Oakland history by a pitcher...opponents had four sacrifice hits off him, which tied for second most among AL relievers...tossed one inning or fewer in 41 of his 44 appearances and had no outing over 1.1 innings.

OAKLAND: Allowed at least one run in three of his first six appearances through April 15 for a 6.75 ERA and .318 opponents batting average...then did not allow a run in 22 of his next 24 games from April 16 to June 12...compiled a 1.33 ERA and .132 opponents batting average over that span...had an eight-game streak from April 16 to May 2 where he did not surrender a run (6.1 ip)...however, allowed 4-of-5 (80.0%) inherited runners to score...collected his second save of the season in his ninth game on April 20 at New York (AL)...had just two saves over his final 35 games...made his 200th career appear-

ance April 29 against Houston...stranded each of his 10 inherited runners over a 24-game stretch from May 4 to Sept. 11...struck out a season-high three batters May 17 against Texas (also June 4 at Houston)...retired 14 consecutive batters from May 22 to June 1...each of his final two walks of the season on June 4 and 5 at Houston were intentional...did not issue a free pass over his final 16 games, 14.2 innings and 61 batters faced...recorded his fourth save of the season and the 33rd of his career June 23 at Los Angeles (AL)...that set an Oakland record for career saves by a left-handed pitcher, breaking the previous mark of 32 held by Rick Honeycutt and Paul Lindblad...had a 2.93 ERA and .218 opponents batting average in 35 games when he was placed on the 15-day disabled list June 30 retroactive to June 26 with a strained left shoulder...began a six-game rehab assignment with Triple-A Nashville Aug. 15 (6.0 ip, 4 h, 1 r, 1 er, 1 bb, 10 so) and was reinstated from the DL Sept. 2...missed 59 games and has now missed 180 games during three stays on the DL over the last two seasons...posted a 4.32 ERA and .273 opponents batting average in nine games following his return...did not allow a run in seven of his first eight outings after being reinstated (1.23 ERA) but then surrendered a season-high three runs on a season-high tying three hits in 1.0 inning in his final appearance Oct. 1 at Seattle

CAREER

2015—Missed 121 games due to two stints on the disabled list...began the season on the 15-day DL with a strained left rotator cuff...was reinstated May 26 and pitched the next day against Detroit before returning to the DL May 30 retroactive to May 28 with a strained left shoulder...was transferred to the 60-day DL June 13 and was reinstated Aug. 22...went 1-0 with four saves, a blown save and a 3.95 ERA in 12 relief appearances overall...opponents hit .235, including .225 by right-handed hitters compared to .273 by left-handers...surrendered just one home run in 13.2 innings but it was to a left-handed hitter (Calhoun, LAA on Sept. 30), which was his first against a lefty since April 28, 2013 (Davis, BAL)...first batters faced were 1-for-11 (.091) with a walk (.167 on-base percentage)...allowed his only inherited runner to score...yielded a .161 batting average with the bases empty compared to .350 with runners on base...opponents were 4-for-11 (.364) with runners in scoring position...pitched at least one inning in 11 of his 12 appearances, including a season-high 2.0 Sept. 17 at Chicago (AL)...recorded more than three outs in two of his four saves after tallying just one such save in 2014...did not pitch during the spring and was placed on the 15-day disabled list April 4 with a strained left rotator cuff...began a rehab assignment with Single-A Stockton May 14 and appeared two games with the Ports, one with Double-A Midland May 19 and two with Triple-A Nashville from May 22-24...had a 9.00 ERA (5.0 ip, 8 h, 5 r, 5 er, 5 so, 3 hr) in five rehab appearances overall when he was reinstated from the DL May 26...pitched a scoreless sixth inning the next day against Detroit (1 h, 2 so) but returned to the DL May 30 with a strained left shoulder...made one rehab appearance with Stockton Aug. 7 (1.0 ip) and four with Nashville from Aug. 11 to 20 (4.0 ip, 1 h, 1 r, 1 er, 10 so) before he was reinstated from the DL Aug. 22...was tagged with the blown save in his first outing following his return Aug. 23 when he allowed two runs in the seventh inning against Tampa Bay...converted each of his final four save opportunities beginning Sept. 7 and also had a win over that six-game stretch.

2014—Took over as the A's closer in May in just his third professional season as a pitcher and saved a team-leading 22 games...set an Athletics record for saves by a left-hander, breaking the previous mark of 17 set by Alan Embree in 2007...had three career saves entering the season...walked just eight batters in 62.2 innings and struck out 89...his strikeout-to-walk ratio of 11.13 was the highest among Major League relievers...at the time, it was second highest in Athletics history (Eckersley, 18.25 in 1990) and tied for sixth highest in the majors since 1900 (min. 60.0 ip)...averaged 1.15 walks per nine innings, which ranked third among American League relievers and fifth lowest in Athletics history at the time among pitchers with 60 or more innings...averaged 12.78 strikeouts per nine innings, which was the best in Athletics history using the 60 inning minimum...had a career-high 89 strikeouts, which ranked ninth among AL relievers...led ML relievers with a .197 opponents on-base percentage...ranked seventh among AL relievers in opponents batting average (.169) and ninth in slugging percentage (.262)...the on-base percentage was third lowest in Oakland history by a reliever and the batting average ranked eighth...converted 22-of-26 (84.6%) save opportunities...ranked seventh in the AL in save percentage and 10th in saves...was 2-4 with a 2.73 ERA in 61 games...his opponents batting average included a .118 mark against left-handed hitters compared to .195 against right-handers...allowed all five of his home runs and issued all eight of his walks to righties...opponents hit .067 with runners in scoring position and two outs and .080 with two strikes...first batters faced hit .153 with one walk (.164 on-base percentage)...had the second lowest first batter on-base percentage in the AL...at the time, it was fourth lowest by an A's reliever since 1974...ranked 10th in opponents batting average and tied for 10th in first batter

strikeouts (22)...allowed 2-of-12 (16.7%) inherited runners to score...struck out 63 and walked two in 43.2 innings before the All-Star Break (31.50 so/bb ratio)...had a 2.29 ERA in the ninth inning or later...logged a 1.72 ERA and .135 opponents batting average in 34 games in Oakland...compiled a 1.29 ERA in 20 day games...posted a 1.00 ERA and did not walk a batter in seven interleague games (9.0 ip)...did not walk a batter in 16 outings on no days rest (15.2 ip)...the opponents number nine hitter was 1 for 24 (.042) off him...pitched at least one inning in 54 of his 61 appearances, including a season-high 2.0 innings four times...agreed to terms on a five-year contract through the 2018 season with club options for 2019 and 2020, April 18...had a career-high 26.1-inning scoreless streak from April 29 through June 27...the streak was fourth longest in Oakland history by a reliever and third longest by any AL pitcher in 2014...struck out 42 batters during the streak (14.35 per nine innings), walked just one and allowed six hits for a .072 batting average and .082 on-base percentage...allowed his first inherited runner to score May 12 against Chicago (AL)...that snapped a streak where he had stranded 25 consecutive inherited runners dating back to June 22, 2013...nailed down his second save of the season that day against the White Sox, replacing Jim Johnson as the A's closer...converted each of his 10 save opportunities from May 12 to June 25...issued his first walk of the season May 20 at Tampa Bay (Hanigan)...it was his first walk since Aug. 31, 2013 against Tampa Bay, snapping a 30-game, 33.0-inning, 124-batter streak without a walk...the 33.0-inning streak was second longest in Oakland history (50.1, Dennis Eckersley, Aug. 17, 1989-June 12, 1990)...went another 16 games and 17.0 innings before issuing his second walk June 30 at Detroit...did not allow a run in 11 games and 12.1 innings in May...held the opposition to a .103 batting average, .122 on-base percentage and .128 slugging percentage...allowed just one base runner over a 12-game stretch from June 1 to 27, a Collin Cowgill double June 10 at Los Angeles (AL)...opponents went 1-for-40 (.025) over that span...retired 24 consecutive hitters from June 10 to 28...pinch hit June 22 against Boston in the bottom of the 10th inning and grounded out to end the game...it was his first career at bat...became the first A's pitcher to pinch hit since Bob Welch on May 13, 1994 against Kansas City...had a streak of 22 consecutive games with a strikeout from June 25 to Sept. 14, which was the second longest streak in Oakland history by a reliever (23, Keith Foulke from June 18 to Aug. 16, 2003)...struck out 33 in 21.1 innings during the streak (13.92 per nine innings)...converted each of his 10 save opportunities from July 3 to Sept. 13...allowed just one run over that stretch (0.53 ERA) and held the opposition to a .150 batting average...was named to the AL All-Star team and entered the game on July 15 at Minnesota to start the eighth inning...struck out Castro, allowed a single to Freeman and fanned Rizzo before he was relieved by Rodney...had a 15.0-inning scoreless streak from July 13 to Sept. 14...walked just three batters and held the opposition to a .135 average...had a 0.96 ERA, .067 opponents batting average and .125 opponents on-base percentage in nine games in July...did not allow a run in seven games in August (6.2 ip) before going on the disabled list Aug. 24 with a strained right intercostal...was reinstated Sept. 12 and was 1-1 with two saves, a blown save and a 6.14 ERA over his final seven appearances...was charged with the blown save in the Wild Card game Sept. 30 at Kansas City when he allowed the game-tying sacrifice fly to Aoki in the bottom of the ninth...pitched in eight of the A's 11 postseason games from 2012-14 and was 0-1 with three blown saves and a 4.00 ERA (4 er in 9.0 ip)...had 11 strikeouts, which is fifth most in Athletics postseason history by a reliever.

2013—Went 5-5 with two saves and a 3.13 ERA in 70 relief appearances...allowed just 2-of-32 (6.3%) inherited runners to score, which was the lowest mark in the Majors Leagues...dating back to 1974, the first year inherited runner data is available, that is the lowest mark in Oakland history and the eighth best mark in the majors...issued just 13 walks in 69.0 innings, an average of 1.70 walks per nine innings...that was the seventh lowest mark among American League relievers...struck out 60 and his strikeout-to-walk ratio of 4.62 was 10th best...had a .214 opponents batting average, including .188 against left-handed hitters compared to .227 against right-handers...first batters faced were 11-for-66 (.167) with four walks (.214 on-base percentage)...allowed two first batter doubles for a .197 slugging percentage, which was third lowest in the AL...was ninth in on-base percentage and tied for ninth in strikeouts (22)...compiled a 0.55 ERA and .109 opponents batting average in 14 games on no days rest...allowed a .138 average with runners in scoring position and two outs...held the opponents three and four hitters in the order to a combined .154 batting average...averaged 14.8 pitches per inning, which was eighth lowest among AL relievers...issued two walks April 22 at Boston, the first time he walked more than one batter in an outing in his career...then had a 16-game, 17.0-inning, 64-batter streak before issuing his next walk June 1 against Chicago (AL), an intentional pass to Alex Rios in the seventh inning...finished April with a 1.59 ERA and .128 opponents batting average in 12 appearances...then posted a 1.38 ERA, .156 opponents average and did not walk a batter in 12 games and 13.0 innings in May...had a 0.78 ERA and .117 opponents batting average over his first 23 games...then allowed two or more runs in four

of his next five games from May 29 to June 8 (24.55 ERA, .565 opponents batting average)...followed that stretch by compiling a 1.46 ERA and .176 opponents average over his next 25 games from June 11 to Aug. 12...was charged with the blown save and loss June 20 at Texas when he allowed an inherited runner to score plus one of his own...did not allow any of his 19 inherited runners to score over his final 37 games...had a 12-game, 12.0-inning scoreless streak from July 14 to Aug. 12 and held the opposition to a .105 batting average over that span...posted a 0.75 ERA in 10 outings in September...was credited with his first save of the season Sept. 7 against Houston when he tossed 1.1 scoreless innings...had a loss and a blown save in four ALDS appearances against Detroit (4.1 ip, 3 h, 2 r, 2 er, 2 bb, 6 so)...the loss and blown save came in Game 4 at Detroit.

2012—Was converted to pitcher late in 2011 and had just one professional appearance on the mound entering the season...appeared in six games at Single-A Stockton, eight at Double-A Midland and two at Triple-A Sacramento before he was promoted to Oakland June 4...spent the rest of the season with the A's, posting a 2-1 record with a save and a 3.04 ERA in 44 appearances in his Major League debut...struck out 60 batters in just 47.1 innings, an average of 11.41 per nine innings...walked just 11 batters for a strikeout-to-walk ratio of 5.45...allowed a .227 opponents batting average, including .195 against right-handed hitters...allowed just 3 of 22 (13.6%) inherited runners to score...posted a 2.19 ERA in 23 appearances in Oakland...was recalled from Triple-A Sacramento June 4 and made his Major League debut June 5 against Texas (1.1 ip, 3 so)...struck out the first three batters he faced...the last A's pitcher to strike out the first three batters he faced in his career was Blake Stein May 10, 1998 against Chicago...fanned one or more in each of his first nine outings through July 2...had 21 strikeouts in 12.2 innings over that career-opening stretch (14.92 per nine innings), including June 10 at Arizona when he struck out a career-high five in 2.0 innings...recorded his first ML win and blown save June 16 against San Diego...had a 13.1-inning scoreless streak from June 22 to July 21...tossed a career-high 2.1 innings July 2 against Boston...capped his scoreless streak by earning his first ML save July 21 against New York...had to survive Alex Rodriguez, Robinson Cano, Mark Teixeira and pinch hitter Andrew Jones to do it...the four Yankees had a combined 1,574 career home runs...after allowing a leadoff single to Rodriguez he struck out each of the next three batters to preserve the A's 2-1 win...posted a 1.04 ERA in 10 outings in August...allowed his first home run of the season Sept. 12 at Los Angeles, a solo shot by Pujols to lead off the bottom of the ninth...it snapped a career-opening 33-game, 36.0-inning, 149-batter homerless streak...posted a 3.38 ERA in three ALDS appearances against Detroit, striking out five in 2.2 innings...allowed two unearned runs in the seventh inning of Game 2 for the blown save...combined to post a 0.72 ERA and .096 opponents batting average in 16 relief appearances with Stockton, Midland and Sacramento...struck out 48 in 25.0 innings, an average of 17.28 per nine innings...walked just seven for a strikeout to walk ratio of 6.86...did not allow a home run...his opponents batting average included a .085 mark against right-handed hitters compared to .125 against left-handers...allowed a .050 batting average to hitters leading off an inning...began the season at Stockton and was promoted to Midland April 26...recorded his first professional save May 20 against Corpus Christi (2.0 ip, 1 h, 1 r, 1 bb, 4 so)...was promoted to Sacramento May 27.

2011—Missed nearly the entire season...was placed on Sacramento's disabled list April 7 as he continued to recover from surgery on a torn left patella...while on the disabled list, he began to work out as a pitcher...was both a pitcher and hitter in college at the University of Virginia...was reinstated from the disabled list Aug. 29 and transferred to the A's affiliate in the Arizona Rookie League...made his professional debut as a pitcher that day at the Giants affiliate (1.0 ip, 0 h, 1 r, 1 er, 1 bb, 2 so).

2010—Spent the entire season on the disabled list at Triple-A Sacramento as he recovered from knee surgery to repair a tear in his left patella tendon...was added to the 40-man roster Nov. 19.

2009—Appeared in just 28 games in his first season at Triple-A Sacramento because of knee problems...batted .267 with four home runs and 14 RBI...added 15 walks for a .364 on-base percentage...hit .333 against left-handed pitching and .317 at home...did not commit an error in 24 games in right field and three at third base...had a grand slam and five RBI April 18 at Tacoma...homered twice April 27 against Las Vegas...was placed on the disabled list May 9 with a strained right knee and missed the remainder of the season...was named the A's 10th best prospect by *Baseball America* following the season.

2008—Split his first full professional season between Single-A Stockton and Double-A Midland and batted a combined .286 with 40 doubles, three triples, 22 home runs and 91 RBI in 137 games...tied

for ninth in all of minor league baseball with 65 extra base hits...led the A's farm system in hits (153) and doubles, ranked second in extra base hits and total bases (265), tied for second in runs (89), tied for third in RBI, tied for fourth in walks (63) and tied for fifth in home runs...had a .305 batting average in 86 games at Stockton, which ranked 10th in the California League...ranked third in the CL in slugging percentage (.560) and fifth in on-base percentage (.385)...appeared in 107 games at first base, 17 in right field and eight in left field...was named the Best Batting Prospect and Best Defensive First Baseman in the California League by *Baseball America*...had two two-homer games over a 10-game span April 10 at Modesto and April 19 against Rancho Cucamonga...named to the midseason California League All-Star Team and went 0 for 3 with a walk in a start at first base in the All-Star Game against the Carolina League June 24...was transferred to Midland July 10...played for the Arizona Fall League Champion Phoenix Desert Dogs following the season and hit .293 with eight home runs and 26 RBI in 32 games...tied for third in the AFL in home runs and was named to the AFL All-Prospects Team as an outfielder.

2007—Made his professional debut with Single-A Vancouver of the Northwest League and batted .283 with no home runs and four RBI in 13 games before he was transferred to Kane County of the Midwest League July 3...hit .233 in with four home runs and 29 RBI in 55 games with the Cougars and combined for a .243 batting average in 68 games overall...appeared exclusively at first base on defense (62 games)...went 3 for 5 with a double and two runs scored in his first game June 20 against Tri-Cities...hit his first professional home run July 13 at South Bend.

PERSONAL/MISCELLANEOUS

Sean Robert Doolittle was originally signed by A's scout Neil Avent...was drafted by the A's as a compensation pick for the loss of free agent Barry Zito...graduated from Shawnee (NJ) High School...attended the University of Virginia and left as the school's career RBI leader (167)...also compiled 21 wins as a pitcher, which is the best in Cavaliers history...named ACC Player of the Year as a sophomore in 2006 and also earned All-ACC honors in 2007...named recipient of the 2013 Dave Stewart Community Service Award and was the A's nominee for the prestigious Roberto Clemente Award in both 2013 and 2016...supports numerous local and national charities, including Freedom Alliance, an educational and charitable organization that supports and honors military service members and their families, and Operation Finally Home, which builds houses for wounded veterans and their families...has made visits to both the VA Hospital in Palo Alto, Calif. and Walter Reed Hospital in Washington, D.C...he and his girlfriend, Eireann, also support the A's annual Pride Night.

| LIFETIME PITCHING RECORD | | | | | | | | | | | | | | | | | | | | |
|--------------------------|-------------|-----------|-----------|-------------|------------|----------|----------|----------|-----------|--------------|------------|-----------|-----------|-----------|----------|-----------|----------|------------|----------|----------|
| Year | Club | W | L | ERA | G | GS | CG | SHO | SV | IP | H | R | ER | HR | HB | BB | IBB | SO | WP | BK |
| 2011 | Arizona A's | 0 | 0 | 9.00 | 1 | 0 | 0 | 0 | 0 | 1.0 | 0 | 1 | 1 | 0 | 0 | 1 | 0 | 2 | 0 | 0 |
| 2012 | Stockton | 0 | 0 | 0.87 | 6 | 0 | 0 | 0 | 0 | 10.1 | 5 | 2 | 1 | 0 | 2 | 2 | 0 | 21 | 0 | 0 |
| | Midland | 0 | 0 | 0.82 | 8 | 0 | 0 | 0 | 1 | 11.0 | 2 | 2 | 1 | 0 | 1 | 4 | 0 | 19 | 0 | 0 |
| | Sacramento | 0 | 0 | 0.00 | 2 | 0 | 0 | 0 | 0 | 3.2 | 1 | 0 | 0 | 0 | 0 | 1 | 0 | 8 | 0 | 0 |
| | OAKLAND | 2 | 1 | 3.04 | 44 | 0 | 0 | 0 | 1 | 47.1 | 40 | 18 | 16 | 3 | 0 | 11 | 1 | 60 | 0 | 0 |
| 2013 | OAKLAND | 5 | 5 | 3.13 | 70 | 0 | 0 | 0 | 2 | 69.0 | 53 | 24 | 24 | 4 | 2 | 13 | 1 | 60 | 2 | 0 |
| 2014 | OAKLAND | 2 | 4 | 2.73 | 61 | 0 | 0 | 0 | 22 | 62.2 | 38 | 19 | 19 | 5 | 0 | 8 | 1 | 89 | 0 | 0 |
| 2015 | Stockton | 0 | 1 | 12.00 | 3 | 0 | 0 | 0 | 0 | 3.0 | 5 | 4 | 4 | 2 | 0 | 0 | 0 | 2 | 0 | 0 |
| | Midland | 0 | 0 | 0.00 | 1 | 0 | 0 | 0 | 0 | 1.0 | 1 | 0 | 0 | 0 | 0 | 0 | 0 | 0 | 0 | 0 |
| | Nashville | 0 | 0 | 3.00 | 6 | 0 | 0 | 0 | 0 | 6.0 | 3 | 2 | 2 | 2 | 0 | 0 | 0 | 13 | 0 | 0 |
| | OAKLAND | 1 | 0 | 3.95 | 12 | 0 | 0 | 0 | 4 | 13.2 | 12 | 6 | 6 | 1 | 0 | 5 | 0 | 15 | 0 | 0 |
| 2016 | OAKLAND | 2 | 3 | 3.23 | 44 | 0 | 0 | 0 | 4 | 39.0 | 33 | 14 | 14 | 6 | 0 | 8 | 2 | 45 | 1 | 0 |
| | Nashville | 0 | 0 | 1.50 | 6 | 0 | 0 | 0 | 0 | 6.0 | 4 | 1 | 1 | 1 | 0 | 1 | 0 | 10 | 0 | 0 |
| ML Totals | | 12 | 13 | 3.07 | 231 | 0 | 0 | 0 | 33 | 231.2 | 176 | 81 | 79 | 19 | 2 | 45 | 5 | 269 | 3 | 0 |

| LIFETIME PLAYING RECORD | | | | | | | | | | | | | | | | | | | | | |
|----------------------------|-------------|--------------------------|------------|------------|------------|------------|-----------|----------|-----------|------------|----------|----------|----------|------------|------------|----------|----------|-------------|-------------|-------------|----------|
| Year | Club | AVG. | G | AB | R | H | 2B | 3B | HR | RBI | SH | SF | HP | BB | SO | SB | CS | SLG | OBP | E | |
| 2007 | Vancouver | .283 | 13 | 46 | 6 | 13 | 3 | 0 | 0 | 4 | 0 | 0 | 2 | 9 | 10 | 0 | 0 | .348 | .421 | 1 | |
| | Kane County | .233 | 55 | 193 | 23 | 45 | 10 | 0 | 4 | 29 | 0 | 3 | 2 | 24 | 40 | 1 | 0 | .347 | .320 | 3 | |
| 2008 | Stockton | .305 | 86 | 334 | 64 | 102 | 25 | 3 | 18 | 61 | 0 | 4 | 0 | 46 | 99 | 7 | 3 | .560 | .385 | 4 | |
| | Midland | .254 | 51 | 201 | 25 | 51 | 15 | 0 | 4 | 30 | 0 | 1 | 0 | 17 | 54 | 1 | 1 | .388 | .311 | 7 | |
| 2009 | Sacramento | .267 | 28 | 105 | 17 | 28 | 5 | 1 | 4 | 14 | 0 | 0 | 1 | 15 | 23 | 0 | 1 | .448 | .364 | 0 | |
| 2010 | Sacramento | (Injured — Did not play) | | | | | | | | | | | | | | | | | | | |
| 2014 | OAKLAND | .000 | 62 | 1 | 0 | 0 | 0 | 0 | 0 | 0 | 0 | 0 | 0 | 0 | 0 | 0 | 0 | .000 | .000 | 0 | |
| ML Totals | | .000 | 62 | 1 | 0 | 0 | 0 | 0 | 0 | 0 | 0 | 0 | 0 | 0 | 0 | 0 | 0 | 0 | .000 | .000 | - |
| Minor League Totals | | .272 | 233 | 879 | 135 | 239 | 58 | 4 | 30 | 138 | 0 | 8 | 5 | 111 | 226 | 9 | 5 | .449 | .354 | 15 | |

CAREER TRANSACTIONS

2004 — Selected by the Atlanta Braves organization in the 39th round of the First-Year Player Draft, did not sign. **2007** — Selected by the Oakland Athletics organization as a compensation pick following the 1st round of the First-Year Player Draft. **2014** — On the disabled list, August 24 to September 11. **2015** — On the disabled list, April 4 to May 25; included rehabilitation assignments to Stockton, May 14 to 18, Midland, May 19 to 21, and Nashville, May 22 to 25. On the disabled list, May 28 to August 21; included rehabilitation assignments to Stockton, August 7 to 10, and Nashville, August 11 to 21. **2016** — On the disabled list, June 26 to September 1; included rehabilitation assignment to Nashville, August 15 to September 1.

WILD CARD RECORD

| Year | Club/Opp. | W | L | ERA | G | GS | CG | SHO | SV | IP | H | R | ER | HR | HB | BB | IBB | SO | WP | BK |
|------|------------|---|---|------|---|----|----|-----|----|-----|---|---|----|----|----|----|-----|----|----|----|
| 2014 | OAK vs. KC | 0 | 0 | 4.50 | 1 | 0 | 0 | 0 | 0 | 2.0 | 2 | 1 | 1 | 0 | 0 | 0 | 0 | 0 | 0 | 0 |

DIVISION SERIES RECORD

| Year | Club/Opp. | W | L | ERA | G | GS | CG | SHO | SV | IP | H | R | ER | HR | HB | BB | IBB | SO | WP | BK |
|---------------|-------------|----------|----------|-------------|----------|----------|----------|----------|----------|------------|----------|----------|----------|----------|----------|----------|----------|-----------|----------|----------|
| 2012 | OAK vs. DET | 0 | 0 | 3.38 | 3 | 0 | 0 | 0 | 0 | 2.2 | 5 | 3 | 1 | 0 | 0 | 0 | 0 | 5 | 0 | 0 |
| 2013 | OAK vs. DET | 0 | 1 | 4.15 | 4 | 0 | 0 | 0 | 0 | 4.1 | 3 | 2 | 2 | 1 | 0 | 2 | 0 | 6 | 0 | 0 |
| Totals | | 0 | 1 | 3.86 | 7 | 0 | 0 | 0 | 0 | 7.0 | 8 | 5 | 3 | 1 | 0 | 2 | 0 | 11 | 0 | 0 |

ALL-STAR GAME RECORD

| Year | Club/Site | W | L | ERA | G | GS | CG | SHO | SV | IP | H | R | ER | HR | HB | BB | IBB | SO | WP | BK |
|------|-----------|---|---|------|---|----|----|-----|----|-----|---|---|----|----|----|----|-----|----|----|----|
| 2014 | AL/Min. | 0 | 0 | 0.00 | 1 | 0 | 0 | 0 | 0 | 0.2 | 1 | 0 | 0 | 0 | 0 | 0 | 0 | 2 | 0 | 0 |

A'S PITCHERS CAREER HITTING

| PITCHER | AVG | AB | R | H | 2B | 3B | HR | RBI | SH | SF | HP | BB | SO | SB | CS |
|-----------|------|----|---|---|----|----|----|-----|----|----|----|----|----|----|----|
| Axford | .000 | 1 | 0 | 0 | 0 | 0 | 0 | 0 | 0 | 0 | 0 | 0 | 1 | 0 | 0 |
| Bassitt | .000 | 2 | 0 | 0 | 0 | 0 | 0 | 0 | 0 | 0 | 0 | 0 | 1 | 0 | 0 |
| Casilla | .250 | 4 | 0 | 1 | 0 | 0 | 0 | 1 | 0 | 0 | 0 | 1 | 1 | 0 | 0 |
| Coulombe | .000 | 1 | 0 | 0 | 0 | 0 | 0 | 0 | 0 | 0 | 0 | 0 | 0 | 0 | 0 |
| Doolittle | .000 | 1 | 0 | 0 | 0 | 0 | 0 | 0 | 0 | 0 | 0 | 0 | 0 | 0 | 0 |
| Graveman | .000 | 4 | 0 | 0 | 0 | 0 | 0 | 0 | 1 | 0 | 0 | 0 | 3 | 0 | 0 |
| Gray | .100 | 10 | 0 | 1 | 0 | 0 | 0 | 0 | 3 | 0 | 0 | 0 | 6 | 0 | 0 |
| Hahn | .077 | 26 | 1 | 2 | 0 | 0 | 0 | 1 | 2 | 0 | 0 | 0 | 15 | 0 | 0 |
| Hendriks | .000 | 2 | 0 | 0 | 0 | 0 | 0 | 0 | 0 | 0 | 0 | 1 | 1 | 0 | 0 |
| Madson | .122 | 49 | 3 | 6 | 1 | 0 | 0 | 2 | 7 | 0 | 0 | 2 | 21 | 0 | 0 |
| Manaea | .000 | 2 | 0 | 0 | 0 | 0 | 0 | 0 | 0 | 0 | 0 | 0 | 1 | 0 | 0 |
| Mengden | .000 | 6 | 0 | 0 | 0 | 0 | 0 | 0 | 0 | 0 | 0 | 0 | 3 | 0 | 0 |
| Triggs | .000 | 2 | 0 | 0 | 0 | 0 | 0 | 0 | 0 | 0 | 0 | 0 | 2 | 0 | 0 |

VS. THE AMERICAN LEAGUE

| 2016 | | CAREER | | | | | | | | | | | | |
|------|---|--------|---|---|-----|----|-------------|------|---|---|---|----|------|----|
| ERA | W | L | S | G | IP | ER | vs. TEAM | ERA | W | L | S | G | IP | ER |
| 0.00 | 0 | 0 | 0 | 1 | 0.1 | 0 | Baltimore | 4.05 | 0 | 0 | 1 | 7 | 6.2 | 3 |
| 0.00 | 0 | 0 | 0 | 1 | 1.0 | 0 | Boston | 1.64 | 0 | 1 | 1 | 10 | 11.0 | 2 |
| 5.40 | 0 | 1 | 0 | 2 | 1.2 | 1 | Chicago | 6.00 | 1 | 2 | 1 | 8 | 9.0 | 6 |
| — | 0 | 0 | 0 | 0 | 0.0 | 0 | Cleveland | 1.42 | 1 | 0 | 0 | 7 | 6.1 | 1 |
| 0.00 | 0 | 0 | 1 | 3 | 3.0 | 0 | Detroit | 4.82 | 0 | 1 | 1 | 10 | 9.1 | 5 |
| 2.70 | 0 | 1 | 0 | 4 | 3.1 | 1 | Houston | 3.32 | 1 | 3 | 4 | 20 | 19.0 | 7 |
| 9.00 | 0 | 0 | 0 | 2 | 1.0 | 1 | Kansas City | 1.80 | 1 | 0 | 0 | 8 | 5.0 | 1 |
| 7.71 | 0 | 1 | 1 | 5 | 4.2 | 4 | Los Angeles | 3.55 | 0 | 1 | 5 | 25 | 25.1 | 10 |
| 0.00 | 0 | 0 | 0 | 2 | 2.1 | 0 | Minnesota | 2.00 | 1 | 0 | 1 | 8 | 9.0 | 2 |
| 2.25 | 0 | 0 | 1 | 4 | 4.0 | 1 | New York | 1.13 | 1 | 1 | 4 | 15 | 16.0 | 2 |
| — | 0 | 0 | 0 | 0 | 0.0 | 0 | Oakland | — | 0 | 0 | 0 | 0 | 0.0 | 0 |
| 5.40 | 1 | 0 | 1 | 9 | 8.1 | 5 | Seattle | 2.54 | 2 | 1 | 5 | 37 | 39.0 | 11 |
| 0.00 | 0 | 0 | 0 | 1 | 1.0 | 0 | Tampa Bay | 1.80 | 0 | 0 | 3 | 11 | 10.0 | 2 |
| 1.59 | 0 | 0 | 0 | 6 | 5.2 | 1 | Texas | 3.18 | 0 | 3 | 2 | 28 | 28.1 | 10 |
| 0.00 | 0 | 0 | 0 | 1 | 0.1 | 0 | Toronto | 6.00 | 0 | 0 | 2 | 11 | 9.0 | 6 |

VS. THE NATIONAL LEAGUE

| 2016 | | CAREER | | | | | | | | | | | | |
|------|---|--------|---|---|-----|----|---------------|-------|---|---|---|---|-----|----|
| ERA | W | L | S | G | IP | ER | vs. TEAM | ERA | W | L | S | G | IP | ER |
| — | 0 | 0 | 0 | 0 | 0.0 | 0 | Arizona | 4.91 | 0 | 0 | 0 | 3 | 3.2 | 2 |
| — | 0 | 0 | 0 | 0 | 0.0 | 0 | Atlanta | — | 0 | 0 | 0 | 0 | 0.0 | 0 |
| — | 0 | 0 | 0 | 0 | 0.0 | 0 | Chicago | 9.00 | 0 | 0 | 0 | 1 | 1.0 | 1 |
| 0.00 | 0 | 0 | 0 | 2 | 1.1 | 0 | Cincinnati | 0.00 | 0 | 0 | 0 | 4 | 3.0 | 0 |
| — | 0 | 0 | 0 | 0 | 0.0 | 0 | Colorado | 0.00 | 0 | 0 | 0 | 1 | 1.0 | 0 |
| — | 0 | 0 | 0 | 0 | 0.0 | 0 | Los Angeles | — | 0 | 0 | 0 | 0 | 0.0 | 0 |
| — | 0 | 0 | 0 | 0 | 0.0 | 0 | Miami | 4.50 | 0 | 0 | 0 | 2 | 2.0 | 1 |
| 0.00 | 1 | 0 | 0 | 1 | 1.0 | 0 | Milwaukee | 27.00 | 1 | 0 | 0 | 2 | 1.0 | 3 |
| — | 0 | 0 | 0 | 0 | 0.0 | 0 | New York | 0.00 | 0 | 0 | 1 | 2 | 2.0 | 0 |
| — | 0 | 0 | 0 | 0 | 0.0 | 0 | Philadelphia | 0.00 | 1 | 0 | 1 | 2 | 3.0 | 0 |
| — | 0 | 0 | 0 | 0 | 0.0 | 0 | Pittsburgh | 0.00 | 0 | 0 | 0 | 1 | 0.2 | 0 |
| — | 0 | 0 | 0 | 0 | 0.0 | 0 | St. Louis | 0.00 | 0 | 0 | 0 | 1 | 1.0 | 0 |
| — | 0 | 0 | 0 | 0 | 0.0 | 0 | San Diego | 18.00 | 1 | 0 | 0 | 1 | 1.0 | 2 |
| — | 0 | 0 | 0 | 0 | 0.0 | 0 | San Francisco | 2.45 | 0 | 0 | 1 | 5 | 7.1 | 2 |
| — | 0 | 0 | 0 | 0 | 0.0 | 0 | Washington | 0.00 | 1 | 0 | 0 | 1 | 2.0 | 0 |

MONTHLY BREAKDOWN

| 2016 | | CAREER | | | | | | | | | | | | |
|-------|---|--------|---|----|------|----|-----------|------|---|---|---|----|------|----|
| ERA | W | L | S | G | IP | ER | by MONTH | ERA | W | L | S | G | IP | ER |
| — | 0 | 0 | 0 | 0 | 0.0 | 0 | March | 0.00 | 0 | 0 | 0 | 1 | 1.0 | 0 |
| 3.38 | 1 | 2 | 2 | 13 | 10.2 | 4 | April | 3.74 | 2 | 4 | 3 | 37 | 33.2 | 14 |
| 2.45 | 0 | 1 | 0 | 12 | 11.0 | 3 | May | 1.21 | 3 | 0 | 4 | 36 | 37.1 | 5 |
| 3.00 | 1 | 0 | 1 | 10 | 9.0 | 3 | June | 4.11 | 2 | 3 | 8 | 45 | 46.0 | 21 |
| — | 0 | 0 | 0 | 0 | 0.0 | 0 | July | 2.81 | 0 | 1 | 6 | 31 | 32.0 | 10 |
| — | 0 | 0 | 0 | 0 | 0.0 | 0 | August | 3.62 | 1 | 2 | 4 | 31 | 27.1 | 11 |
| 1.23 | 0 | 1 | 0 | 8 | 7.1 | 1 | September | 2.74 | 4 | 3 | 7 | 45 | 49.1 | 15 |
| 27.00 | 0 | 0 | 0 | 1 | 1.0 | 3 | October | 5.40 | 0 | 0 | 1 | 5 | 5.0 | 3 |

PITCHING BREAKDOWN

| 2016 | | CAREER | | | | | | | | | | | | |
|------|---|--------|---|----|------|----|-------------|------|----|----|----|-----|-------|----|
| ERA | W | L | S | G | IP | ER | by CATEGORY | ERA | W | L | S | G | IP | ER |
| 3.92 | 1 | 3 | 1 | 23 | 20.2 | 9 | Home | 2.61 | 9 | 8 | 17 | 125 | 127.2 | 37 |
| 2.45 | 1 | 0 | 3 | 21 | 18.1 | 5 | Away | 3.63 | 3 | 5 | 16 | 106 | 104.0 | 42 |
| 1.80 | 0 | 0 | 2 | 17 | 15.0 | 3 | Day | 2.44 | 5 | 2 | 10 | 82 | 84.2 | 23 |
| 4.13 | 2 | 3 | 2 | 27 | 24.0 | 11 | Night | 3.43 | 7 | 11 | 23 | 149 | 147.0 | 56 |
| 2.93 | 2 | 2 | 4 | 35 | 30.2 | 10 | Pre-ASG | 3.02 | 7 | 8 | 18 | 131 | 131.0 | 44 |
| 4.32 | 0 | 1 | 0 | 9 | 8.1 | 4 | Post-ASG | 3.13 | 5 | 5 | 15 | 100 | 100.2 | 35 |
| — | 0 | 0 | 0 | 0 | 0.0 | 0 | Starter | — | 0 | 0 | 0 | 0 | 0.0 | 0 |
| 3.23 | 2 | 3 | 4 | 44 | 39.0 | 14 | Reliever | 3.07 | 12 | 13 | 33 | 231 | 231.2 | 79 |

BALLPARK BREAKDOWN

| | ERA | W | L | S | G | IP | ER |
|--------------------------|-------|---|---|----|-----|-------|----|
| Angel Stadium | 4.63 | 0 | 0 | 2 | 10 | 11.2 | 6 |
| AT&T Park | 13.50 | 0 | 0 | 0 | 1 | 1.1 | 2 |
| Camden Yards | 7.71 | 0 | 0 | 1 | 3 | 2.1 | 2 |
| Chase Field | 4.91 | 0 | 0 | 0 | 3 | 3.2 | 2 |
| Citi Field | 0.00 | 0 | 0 | 1 | 1 | 1.0 | 0 |
| Comerica Park | 8.44 | 0 | 1 | 0 | 6 | 5.1 | 5 |
| Coors Field | 0.00 | 0 | 0 | 0 | 1 | 1.0 | 0 |
| Fenway Park | 0.00 | 0 | 0 | 0 | 4 | 3.1 | 0 |
| Globe Life Arlington | 2.08 | 0 | 1 | 1 | 12 | 13.0 | 3 |
| Great American Ball Park | 0.00 | 0 | 0 | 0 | 3 | 2.0 | 0 |
| Kauffman Stadium | 0.00 | 0 | 0 | 0 | 4 | 2.0 | 0 |
| Marlins Park | 4.50 | 0 | 0 | 0 | 2 | 2.0 | 1 |
| Miller Park | INF | 0 | 0 | 0 | 1 | 0.0 | 3 |
| Minute Maid Park | 4.70 | 0 | 1 | 1 | 9 | 7.2 | 4 |
| Oakland Coliseum | 2.61 | 9 | 8 | 17 | 125 | 127.2 | 37 |
| PNC Park | 0.00 | 0 | 0 | 0 | 1 | 0.2 | 0 |
| Progressive Field | 0.00 | 0 | 0 | 0 | 3 | 2.2 | 0 |
| Rogers Centre | 12.00 | 0 | 0 | 0 | 4 | 3.0 | 4 |
| Safeco Field | 1.83 | 1 | 0 | 5 | 18 | 19.2 | 4 |
| Target Field | 5.40 | 0 | 0 | 0 | 3 | 3.1 | 2 |
| Tropicana Field | 0.00 | 0 | 0 | 2 | 5 | 4.1 | 0 |
| U.S. Cellular Field | 5.06 | 1 | 1 | 0 | 4 | 5.1 | 3 |
| Yankee Stadium | 1.04 | 1 | 1 | 3 | 8 | 8.2 | 1 |

FIELDING STATISTICS

Pitcher

| Year | Pct. | G | PO | A | E | TC | DP |
|---------------|-------------|------------|----------|-----------|----------|-----------|----------|
| 2012 | .667 | 44 | 0 | 4 | 2 | 6 | 0 |
| 2013 | 1.000 | 70 | 1 | 6 | 0 | 7 | 0 |
| 2014 | 1.000 | 61 | 1 | 4 | 0 | 5 | 0 |
| 2015 | 1.000 | 12 | 0 | 1 | 0 | 1 | 1 |
| 2016 | 1.000 | 44 | 0 | 6 | 0 | 6 | 0 |
| Totals | .920 | 231 | 2 | 21 | 2 | 25 | 1 |

DOOLITTLE'S CAREER BESTS

Low Hit Complete Game: None

Innings Pitched: 2.1, July 2, 2012 vs. Boston


Strikeouts: 5, June 10, 2012 at Arizona

Pitches: 38 (twice), last: September 25, 2015 vs. San Francisco

Longest Winning Streak: 4, September 30, 2012 to May 17, 2013

Longest Losing Streak: 4, June 8 to August 14, 2013

Longest Scoreless Streak: 26.1, April 29 to June 27, 2014

**LEFT-HANDED PITCHER****Height/Weight:** 6-2 / 240 **Bats/Throws:** Left / Left**Birthdate:** October 23, 1987 **Opening Day Age:** 29**Birthplace/Resides:** Carabobo, Venezuela / Davie, Florida**Major League Service:** 5 years, 41 days**Obtained:** Acquired from the Toronto Blue Jays for cash considerations, July 31, 2015**Contract Status:** First year of a one-year contract through 2017**NON-ROSTER INVITEE****CAREER HIGHLIGHTS**

Has appeared in the Major Leagues with Boston (2010-14), Chicago-NL (2014), Toronto (2015) and Oakland (2015)...is 31-26 with four saves and a 4.89 ERA in 118 games, including 85 starts, at the big league level...was a member of the 2013 Red Sox World Series championship club...made four post-season appearances that year, going 1-0 with a 1.29 ERA...was Boston's youngest player to appear in a game in each of the 2010, 2011, and 2012 seasons...made his big league debut in 2010 with the Red Sox, going 2-2 with two saves and a 4.32 ERA in 12 games (three starts)...was named the 2010 Red Sox Minor League Pitcher of the Year after going 8-3 with a 2.81 ERA in 17 games (16 starts) between Double-A Portland and Triple-A Pawtucket...named the Portland Sea Dogs Pitcher of the Year in his first season at the Double-A level in 2009...honored as the Red Sox Minor League Latin Program Pitcher of the Year after going 7-1 with a 0.97 ERA in 13 starts for the Venezuelan Summer League Red Sox in 2005.

2016 HIGHLIGHTS

Went 1-1 with a 5.82 ERA in six games, including four starts, during Spring Training and made the A's Opening Day roster as the fifth starter...however, left his final spring training start on April 2 against San Francisco after just one inning with an elbow injury...was placed on the 15-day disabled list April 4 with a sprained left elbow...underwent ulnar collateral ligament reconstruction surgery on April 12 and missed the remainder of the season...the surgery was performed by Dr. Timothy Kremchek at the Beacon Orthopedic and Medical facility in Cincinnati...Dr. Kremchek used the gracilis tendon from Doubront's hamstring for the UCL graft and also removed a bony osteophyte near the medial aspect of Doubront's elbow...was transferred to the 60-day DL April 27...was outrighted to Triple-A Nashville Oct. 7 and elected free agency before re-signing with the A's on a minor league contract on Nov. 14.

CAREER

2015—Was released by the Cubs March 28, signed a minor league deal with the Blue Jays March 31 and was traded to the A's for cash considerations July 31...combined with Toronto and Oakland to go 3-3 with a save and a 5.50 ERA in 16 games, including 12 starts...his ERA was fourth highest among American League pitchers with 70 or more innings pitched...allowed a .298 opponents batting average, including .225 against left-handed hitters compared to .321 against right-handers...yielded just two extra base hits to lefties for a .282 slugging percentage...surrendered nine of his 10 home runs to righties for a .525 slugging percentage...opponents batted .343 with runners in scoring position and .306 when leading off an inning...now has a .316 (144-for-455) career opponents batting average with RISP...yielded a .252 batting average with two strikes and a .389 average to the opponents clean-up hitter...tied for 10th in the AL with three pickoffs...opponents were 9-for-14 (64.3%) in stolen base attempts with him on the mound...went 3-3 with a 5.87 ERA and .311 opponents batting average in his 12 starting assignments...had a 3.86 ERA and .241 opponents average in four relief appearances...surrendered nine of his 10 home runs as a starter...allowed 2-of-6 (33.3%) inherited runners to score and first batters faced were 1-for-4 (.250)...went 2-2 with a 6.86 ERA in nine games against AL West competition, 1-1 with a 3.89 ERA in seven games against everyone else...was 0-1 with a 2.70 ERA in two interleague starts...is now 6-9 with a 6.53 ERA (81 er in 111.2 ip) in 28 career outings against the AL West compared to 25-17 with a 4.43 ERA (198 er in 402.0 ip) in 90 games against all other teams...was selected by Toronto July 3 and went 1-1 with a 4.76 ERA in five games, including four starts, with the Blue Jays...pitched in relief July 3 at Detroit before starting his final four contests...yielded a career-high tying seven runs in an 11-10 loss at Kansas City July 12 but had a no decision as he left with an

8-7 lead...was designated for assignment July 29 and traded to Oakland July 31...went 2-2 with a 5.81 ERA in 11 games, including eight starts, with the A's...tossed 6.1 innings of relief Aug. 12 at Toronto, which was a season high for an A's reliever and the longest relief appearance of his career (previous: 5.1 ip, May 8, 2013 vs. Minnesota)...it was the longest by an A's reliever since Lenny DiNardo tossed 6.1 innings July 7, 2007 vs. Seattle...did not strike out a batter and his 6.1 innings pitched were the most by an A's reliever in a game in which he did not record a strikeout since Johnny Kucks tossed 6.2 innings May 7, 1960 for the Kansas City A's against New York...allowed one unearned run on one hit in 6.0 innings Aug. 18 against Los Angeles (NL) but issued a career-high tying six walks...left his Aug. 24 start at Seattle after two innings with a right foot contusion...it was the shortest start of his career...yielded a career-high three home runs and a career-high tying seven runs in 4.1 innings in a 12-4 loss at Texas Sept. 13...also allowed seven runs in 4.2 innings Sept. 23 against the Rangers...went 1-2 with an 8.33 ERA and .320 opponents batting average in five starts in September...had the highest September ERA in the majors and tied for the most home runs (8)...it was the highest September ERA by an A's pitcher since Hod Lisenbee had a 9.10 ERA in 1936 with the Philadelphia A's (min. 25.0 ip)...tossed a scoreless 13th inning for the save in the A's 7-5 win at Seattle Oct. 3...it was his first save since Sept. 25, 2011 at New York (AL)...was 1-3 with a 2.44 ERA and .205 opponents batting average in nine games, all starts, with Triple-A Buffalo...signed a minor league deal with Toronto March 31 and began the season on the Triple-A DL with a left shin contusion...was reinstated May 13...surrendered just one home run in 48.0 innings...allowed a .197 batting average and his lone home run against right-handed hitters compared to .222 against left-handers...opponents hit .178 with runners in scoring position and .190 when leading off an inning...went 0-0 with a 0.82 ERA in four starts in May...picked up his lone Triple-A win of the season in his final start June 28 at Scranton/Wilkes-Barre when he tossed 7.0 shutout innings.

2014—Was acquired by the Cubs from Boston July 30 for a player to be named (Marco Hernandez) and made four starts for Chicago, going 2-1 with a 3.98 ERA...between the Red Sox and Cubs, was 4-5 with a 5.54 ERA in 21 games (14 starts)...right-handed hitters batted .257 against him...left-handed batters hit .333...the opposition batted .194 when facing him for the third time in a game...was placed on the 15-day disabled list with a right calf strain when he joined the Cubs, and combined to make three rehab starts between Triple-A Iowa and Double-A Tennessee...picked up the win in his Cubs debut after he was reinstated from the DL, Aug. 30 vs. St. Louis (game one)...allowed one run in 7.0 innings in Chicago's 5-1 victory...began the year with Boston and was 2-4 with a 5.12 ERA in nine starts before he landed on the 15-day disabled list with a left shoulder strain May 21...made three rehab appearances between Double-A Portland and Triple-A Pawtucket (2.63 ERA) before he was reinstated from the DL June 20...his final appearance with Boston was on July 28 vs. Toronto...pitched 0.2 innings out of the bullpen and allowed six runs...was traded to Chicago two days later.

2013—Went 11-6 with a 4.32 ERA in 29 appearances (27 starts) for the World Series champion Red Sox...it marked his second double-digit win campaign in as many seasons as a full-time starter...struck out 139 hitters while walking 71 in 162.1 innings of work...surrendered 13 homers...set career-highs in innings pitched and quality starts (16), while matching his career-highs in wins and appearances (also 2012)...held an opponent without an extra-base hit six times, tied for the third-most such starts by an American League left-hander...averaged 7.71 strikeouts per 9.0 innings, good for 10th-most among Major League southpaws...posted a 3.87 ERA in his 27 starts and a 14.85 ERA in two relief outings...had a 3.84 ERA in 15 games (14 starts) at home compared to a 4.94 mark on the road...appeared in four games during the postseason, helping the Red Sox win the World Series...tossed 2.0-scoreless innings of relief in Game Four vs. St. Louis to earn the victory.

2012—Led the Red Sox with 167 strikeouts and tied for the team lead with 11 wins in his first full season at the Major League level...went 11-10 with a 4.86 ERA while making a career-high 29 starts...struck out 167 while walking 71 in 161.0 innings of work...averaged 9.34 strikeouts per nine innings, good for fourth-most among Major Leaguers with at least 160.0 innings pitched...that was the best-ever strikeout rate by a Red Sox pitcher under 25 years old in a season (min. 140.0 ip)...his 167 punch outs were the most by a Red Sox hurler in his age 24 season or younger since Roger Clemens fanned 256 batters in 1987...struck out a career-high 11, Sept. 23 vs. Baltimore...was the youngest Red Sox southpaw to fan 11 in a game since Ken Brett (22 years old) did so, Sept. 19, 1967 vs. Washington...received 6.76 runs of support per nine innings, which was second-highest in the majors (min. 150.0 ip)...was on Boston's 15-day disabled list from Aug. 10-25 with a right knee contusion.

2011—Began the season on the disabled list, making only 11 big league relief appearances during the campaign...had no record and a 6.10 ERA with the Red Sox...was on the 15-day DL from March 22 to April 8 with left forearm inflammation...was optioned to Triple-A Pawtucket April 17...recalled Sept. 1 and made eight relief appearances...recorded his third-career save with a perfect 14th inning in the nightcap of a twinbill at New York (AL) Sept. 25...held righties to a .238 average and a .286 slugging percentage while with Boston...combined to go 3-5 with a 3.96 ERA in 20 games (18 starts) between Pawtucket, Double-A Portland and Single-A Lowell...spent the majority of the season at Pawtucket, going 2-5 with a 4.22 ERA and 61 strikeouts in 18 games (16 starts)...following the season, was ranked as the No. 2 left-handed pitcher in Boston's farm system by *Baseball America*.

2010—Made his major league debut in his sixth season of professional ball...was named the Red Sox Minor League Pitcher of the Year after going 8-3 with a 2.81 ERA in 17 games (16 starts) between Triple-A Pawtucket and Double-A Portland...went 2-2 with two saves and a 4.32 ERA in 12 games (three starts) at the big league level...earned the victory in his ML debut June 18 vs. Los Angeles (NL)...allowed five runs (three earned) in 5.0 innings of work...recorded the final two outs, Aug. 14 at Texas, to record his first career save...was shut down for the season Aug. 31 due to a strained upper left pectoral muscle...following the season, was ranked by *Baseball America* as the No. 8 prospect in the Red Sox farm system.

2009—Named the Portland Sea Dogs Pitcher of the Year in his first season at the Double-A level...went 8-6 with a 3.35 ERA in 26 starts...ranked second among Eastern League qualifiers and seventh in the Red Sox system in ERA...finished eighth in the league with 101 strikeouts and ranked fourth among starters with a 7.51 strikeouts per nine innings...was on the disabled list from June 13 to 22 with a calf strain...recorded his first-career complete game with a 7.0-inning shutout at New Britain July 22...posted a 1.74 ERA in four games (three starts) for Magallanes for the Venezuelan Winter League.

2008—Spent the majority of the season with Single-A Greenville before a late-season promotion to Single-A Lancaster...all told, went 13-9 with a 3.69 ERA and 138 strikeouts in 26 starts...combined to lead all Red Sox minor leaguers in strikeouts while his wins and 129.1 innings pitched ranked third...was one of four Greenville players selected to the South Atlantic League All-Star Game in Greensboro, N.C...added to the Red Sox 40-man roster Nov. 20.

2007—Split the season between Single-A Greenville and Short-A Lowell, going 4-10 with a 7.45 ERA in 19 starts...landed on Greenville's seven-day disabled list July 13-21 with an elbow strain...was 0-1 with an 18.00 ERA in his first two starts with Lowell before going 1-2 with a 3.60 ERA in his final six starts.

2006—In his first professional season in the United States, went 4-3 with a 2.92 ERA and 43 strikeouts in 13 starts between the Red Sox Gulf Coast Rookie League team and Short-A Lowell...led the Gulf Coast League with 11 starts and tied for fourth in innings pitched (53.2)...promoted to Lowell Aug. 28 before returning to pitch in the GCL playoffs, helping the Red Sox to the championship.

2005—Named the Red Sox Minor League Latin Program Pitcher of the Year after going 7-1 with a 0.97 ERA in 13 starts for the Venezuelan Summer League Red Sox.

PERSONAL/MISCELLANEOUS

Felix Antonio Doubront was originally signed by Red Sox scout Miguel Garcia...is married, Kimberly...has three children: Jean, Felix and Eliah

LIFETIME PITCHING RECORD

| Year | Club | W | L | ERA | G | GS | CG | SHO | SV | IP | H | R | ER | HR | HB | BB | IBB | SO | WP | BK |
|------------------|--------------------|---------------------------|-----------|-------------|------------|-----------|----------|----------|----------|--------------|------------|------------|------------|-----------|-----------|------------|----------|------------|-----------|----------|
| 2005 | VSL Red Sox/Padres | 7 | 1 | 0.97 | 13 | 13 | 0 | 0 | 0 | 64.2 | 32 | 11 | 7 | 0 | 6 | 29 | 1 | 58 | 1 | 2 |
| 2006 | GCL Red Sox | 2 | 3 | 2.52 | 11 | 11 | 0 | 0 | 0 | 53.2 | 41 | 17 | 15 | 6 | 3 | 13 | 0 | 36 | 1 | 0 |
| | Lowell | 2 | 0 | 4.91 | 2 | 2 | 0 | 0 | 0 | 11.0 | 7 | 6 | 6 | 1 | 1 | 3 | 0 | 7 | 0 | 0 |
| 2007 | Greenville | 3 | 7 | 8.93 | 11 | 11 | 0 | 0 | 0 | 42.1 | 63 | 49 | 42 | 8 | 1 | 17 | 0 | 22 | 4 | 0 |
| | Lowell | 1 | 3 | 5.66 | 8 | 8 | 0 | 0 | 0 | 35.0 | 41 | 24 | 22 | 2 | 2 | 11 | 0 | 25 | 2 | 0 |
| 2008 | Greenville | 12 | 8 | 3.67 | 23 | 23 | 0 | 0 | 0 | 115.1 | 115 | 53 | 47 | 9 | 4 | 24 | 0 | 118 | 5 | 0 |
| | Lancaster | 1 | 1 | 3.86 | 3 | 3 | 0 | 0 | 0 | 14.0 | 15 | 6 | 6 | 1 | 0 | 4 | 0 | 20 | 0 | 0 |
| 2009 | Portland | 8 | 6 | 3.35 | 26 | 26 | 1 | 1 | 0 | 121.0 | 119 | 59 | 45 | 8 | 9 | 52 | 0 | 101 | 3 | 1 |
| 2010 | Portland | 4 | 0 | 2.51 | 8 | 8 | 0 | 0 | 0 | 43.0 | 39 | 13 | 12 | 0 | 2 | 17 | 0 | 38 | 1 | 2 |
| | Pawtucket | 4 | 3 | 3.16 | 9 | 9 | 0 | 0 | 0 | 37.0 | 36 | 13 | 13 | 1 | 4 | 16 | 0 | 34 | 2 | 1 |
| 2011 | BOSTON | 2 | 2 | 4.32 | 12 | 3 | 0 | 0 | 2 | 25.0 | 27 | 16 | 12 | 3 | 1 | 10 | 0 | 23 | 3 | 0 |
| | BOSTON | 0 | 0 | 6.10 | 11 | 0 | 0 | 0 | 1 | 10.1 | 12 | 7 | 7 | 1 | 0 | 8 | 0 | 6 | 0 | 0 |
| | Pawtucket | 2 | 5 | 4.22 | 18 | 16 | 0 | 0 | 0 | 70.1 | 65 | 37 | 33 | 10 | 2 | 26 | 0 | 61 | 1 | 0 |
| 2012 | Portland | 1 | 0 | 1.80 | 1 | 1 | 0 | 0 | 0 | 5.0 | 4 | 1 | 1 | 0 | 0 | 0 | 0 | 9 | 0 | 0 |
| | Lowell | 0 | 0 | 0.00 | 1 | 1 | 0 | 0 | 0 | 2.0 | 0 | 0 | 0 | 0 | 0 | 0 | 0 | 4 | 0 | 0 |
| | BOSTON | 11 | 10 | 4.86 | 29 | 29 | 0 | 0 | 0 | 161.0 | 162 | 95 | 87 | 24 | 5 | 71 | 0 | 167 | 5 | 0 |
| 2013 | BOSTON | 11 | 6 | 4.32 | 29 | 29 | 0 | 0 | 0 | 162.1 | 161 | 84 | 78 | 13 | 5 | 71 | 0 | 139 | 8 | 0 |
| 2014 | BOSTON | 2 | 4 | 6.07 | 17 | 10 | 0 | 0 | 0 | 59.1 | 69 | 45 | 40 | 10 | 2 | 26 | 0 | 43 | 4 | 0 |
| | Portland | 0 | 0 | 4.50 | 1 | 1 | 0 | 0 | 0 | 4.0 | 4 | 2 | 2 | 0 | 0 | 0 | 0 | 2 | 0 | 0 |
| | Pawtucket | 0 | 0 | 1.86 | 2 | 2 | 0 | 0 | 0 | 9.2 | 6 | 2 | 2 | 0 | 0 | 5 | 0 | 13 | 1 | 0 |
| | Iowa | 0 | 1 | 5.40 | 2 | 2 | 0 | 0 | 0 | 10.0 | 12 | 6 | 6 | 0 | 1 | 3 | 0 | 11 | 0 | 0 |
| | Tennessee | 0 | 1 | 6.23 | 1 | 1 | 0 | 0 | 0 | 4.1 | 5 | 4 | 3 | 0 | 0 | 3 | 0 | 5 | 1 | 0 |
| 2015 | CHICAGO (NL) | 2 | 1 | 3.98 | 4 | 4 | 0 | 0 | 0 | 20.1 | 22 | 9 | 9 | 2 | 0 | 7 | 0 | 8 | 1 | 1 |
| | Buffalo | 1 | 3 | 2.44 | 9 | 9 | 0 | 0 | 0 | 48.0 | 36 | 15 | 13 | 1 | 0 | 18 | 0 | 43 | 2 | 0 |
| | TORONTO | 1 | 1 | 4.76 | 5 | 4 | 0 | 0 | 0 | 22.2 | 32 | 15 | 12 | 1 | 1 | 5 | 1 | 13 | 1 | 0 |
| | OAKLAND | 2 | 2 | 5.81 | 11 | 8 | 0 | 0 | 1 | 52.2 | 55 | 35 | 34 | 9 | 0 | 21 | 0 | 43 | 2 | 0 |
| 2016 | OAKLAND | (Injured — did not pitch) | | | | | | | | | | | | | | | | | | |
| AL Totals | | 29 | 25 | 4.93 | 114 | 81 | 0 | 0 | 4 | 493.1 | 517 | 297 | 270 | 61 | 14 | 212 | 1 | 434 | 23 | 0 |
| NL Totals | | 2 | 1 | 3.98 | 4 | 4 | 0 | 0 | 0 | 20.1 | 22 | 9 | 9 | 2 | 0 | 7 | 0 | 8 | 1 | 1 |
| ML Totals | | 31 | 26 | 4.89 | 118 | 85 | 0 | 0 | 4 | 513.2 | 540 | 306 | 279 | 63 | 14 | 219 | 1 | 442 | 24 | 1 |

CAREER TRANSACTIONS

2004 — Signed by the Boston Red Sox as a non-drafted free agent, July 12. **2011** — On the disabled list, March 22 to April 7. **2012** — On the disabled list, August 10 to 24. **2014** — On the disabled list, May 21 to June 19; included rehabilitation assignments to Portland, August 5 to 8, and Pawtucket, June 9 to 19. Traded to the Chicago Cubs for a player to be named later (infielder Marco Hernandez on December 15), July 30. On the disabled list, July 31 to August 29; included rehabilitation assignments to Iowa, August 12 to 22, and Tennessee, August 23 to 29. **2015** — Released, March 28; signed by the Toronto Blue Jays to a minor league contract, March 31. Traded to the Oakland Athletics for cash considerations, July 31. **2016** — On the disabled list, April 4 to October 6.

LEAGUE CHAMPIONSHIP SERIES RECORD

| Year | Club/Opp | W | L | ERA | G | GS | CG | SHO | SV | IP | H | R | ER | HR | HB | BB | IBB | SO | WP | BK |
|------|-------------|---|---|------|---|----|----|-----|----|-----|---|---|----|----|----|----|-----|----|----|----|
| 2013 | BOS vs. DET | 0 | 0 | 0.00 | 2 | 0 | 0 | 0 | 0 | 2.1 | 1 | 0 | 0 | 0 | 1 | 2 | 0 | 1 | 0 | 0 |

WORLD SERIES RECORD

| Year | Club/Opp | W | L | ERA | G | GS | CG | SHO | SV | IP | H | R | ER | HR | HB | BB | IBB | SO | WP | BK |
|------|-------------|---|---|------|---|----|----|-----|----|-----|---|---|----|----|----|----|-----|----|----|----|
| 2013 | BOS vs. STL | 1 | 0 | 1.93 | 2 | 0 | 0 | 0 | 0 | 4.2 | 2 | 1 | 1 | 0 | 0 | 1 | 1 | 3 | 0 | 0 |

OAKLAND ATHLETICS DAY/NIGHT DOUBLEHEADERS

| Date | Opponent | Site | Day Game | Night Game |
|--------------------|-----------|---------------|----------|-------------------|
| August 10, 1971 | Boston | Fenway Park | W, 6-5 | W, 7-5 |
| July 22, 1972 | Boston | Fenway Park | W, 5-3 | L, 0-3 |
| July 17, 2000 | Colorado | Coors Field | W, 11-10 | L, 9-10 (10 inn.) |
| September 20, 2000 | Baltimore | Camden Yards | L, 0-2 | W, 4-0 |
| August 27, 2011 | Boston | Fenway Park | L, 3-9 | L, 0-4 |
| April 2, 2014 | Cleveland | O.co Coliseum | W, 6-1 | L, 4-6 |
| May 7, 2016 | Baltimore | Camden Yards | W, 8-4 | L, 2-5 |

VS. THE AMERICAN LEAGUE

| 2016 | | CAREER | | | | | | | | | | | | |
|------|---|--------|---|---|-----|----|-------------|-------|---|---|---|----|------|----|
| ERA | W | L | S | G | IP | ER | vs. TEAM | ERA | W | L | S | G | IP | ER |
| — | 0 | 0 | 0 | 0 | 0.0 | 0 | Baltimore | 4.50 | 2 | 2 | 0 | 12 | 52.0 | 26 |
| — | 0 | 0 | 0 | 0 | 0.0 | 0 | Boston | — | 0 | 0 | 0 | 0 | 0.0 | 0 |
| — | 0 | 0 | 0 | 0 | 0.0 | 0 | Chicago | 3.26 | 3 | 1 | 0 | 6 | 30.1 | 11 |
| — | 0 | 0 | 0 | 0 | 0.0 | 0 | Cleveland | 3.80 | 2 | 1 | 0 | 4 | 21.1 | 9 |
| — | 0 | 0 | 0 | 0 | 0.0 | 0 | Detroit | 3.38 | 1 | 0 | 0 | 3 | 13.1 | 5 |
| — | 0 | 0 | 0 | 0 | 0.0 | 0 | Houston | 4.82 | 2 | 0 | 0 | 3 | 18.2 | 10 |
| — | 0 | 0 | 0 | 0 | 0.0 | 0 | Kansas City | 6.64 | 1 | 0 | 0 | 4 | 20.1 | 15 |
| — | 0 | 0 | 0 | 0 | 0.0 | 0 | Los Angeles | 4.56 | 2 | 1 | 0 | 5 | 25.2 | 13 |
| — | 0 | 0 | 0 | 0 | 0.0 | 0 | Minnesota | 6.48 | 1 | 0 | 0 | 3 | 16.2 | 12 |
| — | 0 | 0 | 0 | 0 | 0.0 | 0 | New York | 4.42 | 3 | 4 | 1 | 14 | 59.0 | 29 |
| — | 0 | 0 | 0 | 0 | 0.0 | 0 | Oakland | 7.04 | 1 | 2 | 0 | 5 | 23.0 | 18 |
| — | 0 | 0 | 0 | 0 | 0.0 | 0 | Seattle | 1.02 | 1 | 0 | 1 | 6 | 17.2 | 2 |
| — | 0 | 0 | 0 | 0 | 0.0 | 0 | Tampa Bay | 3.38 | 2 | 3 | 0 | 12 | 56.0 | 21 |
| — | 0 | 0 | 0 | 0 | 0.0 | 0 | Texas | 12.83 | 0 | 6 | 1 | 9 | 26.2 | 38 |
| — | 0 | 0 | 0 | 0 | 0.0 | 0 | Toronto | 5.80 | 3 | 3 | 1 | 18 | 59.0 | 38 |

VS. THE NATIONAL LEAGUE

| 2016 | | CAREER | | | | | | | | | | | | |
|------|---|--------|---|---|-----|----|---------------|-------|---|---|---|---|------|----|
| ERA | W | L | S | G | IP | ER | vs. TEAM | ERA | W | L | S | G | IP | ER |
| — | 0 | 0 | 0 | 0 | 0.0 | 0 | Arizona | 0.00 | 1 | 0 | 0 | 1 | 7.0 | 0 |
| — | 0 | 0 | 0 | 0 | 0.0 | 0 | Atlanta | — | 0 | 0 | 0 | 0 | 0.0 | 0 |
| — | 0 | 0 | 0 | 0 | 0.0 | 0 | Chicago | 20.25 | 0 | 0 | 0 | 1 | 1.1 | 3 |
| — | 0 | 0 | 0 | 0 | 0.0 | 0 | Cincinnati | 1.69 | 0 | 0 | 0 | 1 | 5.1 | 1 |
| — | 0 | 0 | 0 | 0 | 0.0 | 0 | Colorado | — | 0 | 0 | 0 | 0 | 0.0 | 0 |
| — | 0 | 0 | 0 | 0 | 0.0 | 0 | Los Angeles | 6.08 | 1 | 0 | 0 | 3 | 13.1 | 9 |
| — | 0 | 0 | 0 | 0 | 0.0 | 0 | Miami | 4.15 | 2 | 0 | 0 | 2 | 13.0 | 6 |
| — | 0 | 0 | 0 | 0 | 0.0 | 0 | Milwaukee | — | 0 | 0 | 0 | 0 | 0.0 | 0 |
| — | 0 | 0 | 0 | 0 | 0.0 | 0 | New York | — | 0 | 0 | 0 | 0 | 0.0 | 0 |
| — | 0 | 0 | 0 | 0 | 0.0 | 0 | Philadelphia | 6.75 | 0 | 1 | 0 | 1 | 4.0 | 3 |
| — | 0 | 0 | 0 | 0 | 0.0 | 0 | Pittsburgh | 1.64 | 1 | 1 | 0 | 2 | 11.0 | 2 |
| — | 0 | 0 | 0 | 0 | 0.0 | 0 | St. Louis | 1.29 | 1 | 0 | 0 | 1 | 7.0 | 1 |
| — | 0 | 0 | 0 | 0 | 0.0 | 0 | San Diego | — | 0 | 0 | 0 | 0 | 0.0 | 0 |
| — | 0 | 0 | 0 | 0 | 0.0 | 0 | San Francisco | 1.13 | 1 | 0 | 0 | 1 | 8.0 | 1 |
| — | 0 | 0 | 0 | 0 | 0.0 | 0 | Washington | 13.50 | 0 | 1 | 0 | 1 | 4.0 | 6 |

MONTHLY BREAKDOWN

| 2016 | | CAREER | | | | | | | | | | | | |
|------|---|--------|---|---|-----|----|-----------|------|---|---|---|----|------|----|
| ERA | W | L | S | G | IP | ER | by MONTH | ERA | W | L | S | G | IP | ER |
| — | 0 | 0 | 0 | 0 | 0.0 | 0 | April | 4.88 | 5 | 3 | 0 | 16 | 72.0 | 39 |
| — | 0 | 0 | 0 | 0 | 0.0 | 0 | May | 4.63 | 5 | 5 | 0 | 15 | 81.2 | 42 |
| — | 0 | 0 | 0 | 0 | 0.0 | 0 | June | 4.21 | 5 | 3 | 0 | 14 | 77.0 | 36 |
| — | 0 | 0 | 0 | 0 | 0.0 | 0 | July | 4.33 | 6 | 6 | 0 | 23 | 99.2 | 48 |
| — | 0 | 0 | 0 | 0 | 0.0 | 0 | August | 4.22 | 6 | 2 | 2 | 23 | 85.1 | 40 |
| — | 0 | 0 | 0 | 0 | 0.0 | 0 | September | 6.87 | 4 | 7 | 1 | 26 | 97.0 | 74 |
| — | 0 | 0 | 0 | 0 | 0.0 | 0 | October | 0.00 | 0 | 0 | 1 | 1 | 1.0 | 0 |

PITCHING BREAKDOWN

| 2016 | | CAREER | | | | | | | | | | | | |
|------|---|--------|---|---|-----|----|-------------|------|----|----|---|----|-------|-----|
| ERA | W | L | S | G | IP | ER | by CATEGORY | ERA | W | L | S | G | IP | ER |
| — | 0 | 0 | 0 | 0 | 0.0 | 0 | Home | 5.28 | 14 | 16 | 1 | 59 | 264.0 | 155 |
| — | 0 | 0 | 0 | 0 | 0.0 | 0 | Away | 4.47 | 17 | 10 | 3 | 59 | 249.2 | 124 |
| — | 0 | 0 | 0 | 0 | 0.0 | 0 | Day | 4.60 | 7 | 3 | 1 | 31 | 135.0 | 69 |
| — | 0 | 0 | 0 | 0 | 0.0 | 0 | Night | 4.99 | 24 | 23 | 3 | 87 | 378.2 | 210 |
| — | 0 | 0 | 0 | 0 | 0.0 | 0 | Pre-ASG | 4.40 | 19 | 12 | 0 | 55 | 278.0 | 136 |
| — | 0 | 0 | 0 | 0 | 0.0 | 0 | Post-ASG | 5.46 | 12 | 14 | 4 | 63 | 235.2 | 143 |
| — | 0 | 0 | 0 | 0 | 0.0 | 0 | Starter | 4.64 | 30 | 26 | 0 | 85 | 464.0 | 239 |
| — | 0 | 0 | 0 | 0 | 0.0 | 0 | Reliever | 7.25 | 1 | 0 | 4 | 33 | 49.2 | 40 |

BALLPARK BREAKDOWN

| | ERA | W | L | S | G | IP | ER |
|----------------------|-------|----|----|---|----|-------|-----|
| Angel Stadium | 4.26 | 1 | 0 | 0 | 2 | 12.2 | 6 |
| AT&T Park | 1.13 | 1 | 0 | 0 | 1 | 8.0 | 1 |
| Busch Stadium | 1.29 | 1 | 0 | 0 | 1 | 7.0 | 1 |
| Camden Yards | 6.39 | 1 | 2 | 0 | 6 | 25.1 | 18 |
| Comerica Park | 3.68 | 0 | 0 | 0 | 2 | 7.1 | 3 |
| Fenway Park | 5.03 | 12 | 13 | 1 | 51 | 225.2 | 126 |
| Globe Life Arlington | 13.19 | 0 | 3 | 1 | 5 | 14.1 | 21 |
| Kauffman Stadium | 6.46 | 1 | 0 | 0 | 3 | 15.1 | 11 |
| Marlins Park | 2.57 | 1 | 0 | 0 | 1 | 7.0 | 2 |
| Minute Maid Park | 4.50 | 0 | 0 | 0 | 1 | 6.0 | 3 |
| O.co Coliseum | 6.41 | 2 | 2 | 0 | 8 | 39.1 | 28 |
| PNC Park | 0.00 | 1 | 0 | 0 | 1 | 6.0 | 0 |
| Progressive Field | 5.79 | 1 | 1 | 0 | 2 | 9.1 | 6 |
| Rogers Centre | 4.55 | 2 | 1 | 0 | 10 | 31.2 | 16 |
| Safeco Field | 1.10 | 1 | 0 | 1 | 5 | 16.1 | 2 |
| Target Field | 1.42 | 1 | 0 | 0 | 1 | 6.1 | 1 |
| Tropicana Field | 3.20 | 2 | 1 | 0 | 7 | 25.1 | 9 |
| U.S. Cellular Field | 2.89 | 2 | 1 | 0 | 3 | 18.2 | 6 |
| Wrigley Field | 9.82 | 0 | 1 | 0 | 2 | 7.1 | 8 |
| Yankee Stadium | 4.01 | 1 | 1 | 1 | 6 | 24.2 | 11 |

FIELDING STATISTICS

| Pitcher | Year | Pct. | G | PO | A | E | TC | DP |
|---------------|-------------|------------|-----------|-----------|----------|-----------|----------|----|
| 2010 | .500 | 12 | 2 | 1 | 3 | 6 | 0 | 0 |
| 2011 | 1.000 | 11 | 0 | 2 | 0 | 2 | 0 | 0 |
| 2012 | .960 | 29 | 7 | 17 | 1 | 25 | 2 | 2 |
| 2013 | .958 | 29 | 5 | 18 | 1 | 24 | 1 | 1 |
| 2014 | .933 | 21 | 5 | 9 | 1 | 15 | 1 | 1 |
| 2015 | 1.000 | 16 | 4 | 15 | 0 | 19 | 1 | 1 |
| Totals | .934 | 118 | 23 | 62 | 6 | 91 | 5 | |

DOUBRONT'S CAREER BESTS

Low Hit Complete Game: None
Innings Pitched: 8.0 (twice), last: August 21, 2013 at San Francisco. As reliever: 6.1, August 12, 2015 at Toronto
Strikeouts: 11, September 23, 2012 vs. Baltimore. As reliever: 5, August 3, 2015 vs. Baltimore
Pitches: 114, August 21, 2013 at San Francisco
Longest Winning Streak: 4, August 21, 2013 to April 3, 2014
Longest Losing Streak: 5, July 23 to September 13, 2012
Longest Scoreless Streak: 11.0, August 4 to 10, 2013



RIGHT-HANDED PITCHER

Height/Weight: 5-9 / 175

Bats/Throws: Right / Right

Birthdate: October 2, 1989

Opening Day Age: 27

Birthplace/Resides: Winston-Salem, North Carolina / Winston-Salem, North Carolina

Major League Service: 1 year, 34 days

Obtained: Selected in the 32nd round of the 2012 First-Year Player Draft

Contract Status: First year of a one-year contract through 2017

CAREER HIGHLIGHTS

Made his Major League debut in 2015 and has a 2.76 ERA and .189 opponents batting average in 83 relief appearances in two seasons with Oakland...led American League rookies and tied for ninth among all AL pitchers with 70 games pitched in 2016...began his career in 2015 with an 11.0-inning scoreless streak...also made his Triple-A debut in 2015 and is 15-13 with 42 saves and a 2.07 ERA in 153 career appearances in four minor league seasons...has 259 strikeouts in 209.0 innings (11.15 per nine innings) and has walked just 49 for a strikeout-to-walk ratio of 5.29...was named the A's Organizational Pitcher of the Year and a Texas League Postseason All-Star in 2015...earned Midseason All-Star honors in the TL in 2015 and the Midwest League in 2013...played for Mesa in the Arizona Fall League in 2013.

2016 HIGHLIGHTS

The rookie reliever compiled a 2.42 ERA and .186 opponents batting average in 70 relief appearances...led American League rookies and tied for ninth among all AL pitchers in games pitched...fell one short of the Oakland rookie record for games pitched (71, Cook in 2012 and Small in 1997)...his ERA was fifth best in Oakland history by a rookie with 70 or more innings pitched...also ranked second among AL rookies in saves (3), ninth in innings (74.1) and strikeouts (73) and tied for ninth in wins (5)...ranked third among all AL relievers in opponents on-base percentage (.228), tied for sixth in innings and seventh in opponents batting average...the on-base percentage was fifth lowest in Oakland history by a reliever...23 of the 50 hits he allowed were for extra bases (12 doubles, 1 triple, 10 home runs) for a .349 slugging percentage...struck out 73 and walked just 15 for a strikeout-to-walk ratio of 4.87...averaged 1.82 walks per nine innings...allowed 7-of-52 (13.5%) inherited runners to score, which was the third lowest percentage in the AL...ranked second in most inherited runners...first batters faced hit .121 (8-for-66) with two walks (.143 on-base percentage)...the batting average and on-base percentage are fourth lowest by an Oakland pitcher since 1974 and his .355 OPS is seventh best...ranked second in the AL in first batter on-base percentage and OPS, third in batting average and fourth in slugging percentage (.212)...his opponents batting average included a .156 (28-for-179) mark against right-handed hitters compared to .244 (22-for-90) against left-handers...issued 10 of his 15 walks to lefties but surrendered eight of his 10 home runs to righties...has issued 16 of his 21 career walks to lefties...opponents batted .086 with runners in scoring position, which was the lowest mark in the majors and tied for second lowest since 1974 among pitchers with at 70 innings (.068, Jansen LAD, 2013)...has allowed a .100 (8-for-80) average with RISP in his career...opponents were 4-for-41 (.098) with RISP and two outs and 0-for-7 with five strikeouts with the bases loaded...had a .226 opponents batting average with the bases empty, .132 with runners on...seven of the 10 home runs he allowed were solo shots...yielded a .110 batting average with two strikes...the opponents number six hitter was 2-for-23 (.087)...compiled a 1.88 ERA in 35 games at home, 3.00 in 35 outings on the road...had a 1.93 ERA and all three of his saves in 28 day games...posted a 3.11 ERA in 39 appearances on one day of rest or fewer, 1.71 in 31 games with two days rest or more...logged a 1.17 ERA in nine interleague appearances and a 1.19 ERA in the seventh inning...tossed 1217 pitches, which was seventh most by an AL reliever.

**OAKLAND A'S
ROOKIE BESTS**

GAMES

| | |
|-----------|------------------------|
| 71 | Ryan Cook, 2012 |
| 71 | Aaron Small, 1997 |
| 70 | Ryan Dull, 2016 |
| 68 | Andrew Bailey, 2009 |
| 67 | Huston Street, 2005 |

ERA (min. 70 ip)

| | |
|-------------|------------------------|
| 1.72 | Huston Street, 2005 |
| 1.84 | Andrew Bailey, 2009 |
| 1.93 | Steve Ontiveros, 1985 |
| 2.09 | Ryan Cook, 2012 |
| 2.42 | Ryan Dull, 2016 |

OAKLAND: Did not allow a run or a hit over his first seven games (7.1 ip) to become the first Athletics pitcher since at least 1913 to begin the season with seven consecutive hitless outings...opponents started the season 0-for-24 with a hit by pitch before Carlos Beltran homered with two outs in the eighth inning on April 20 at New York (AL)...compiled a 6.00 ERA and .300 opponents batting average over a 10-game stretch from April 20 to May 11...allowed two runs three times over that span but allowed one run or fewer in 52 of his final 53 games beginning May 15 (1.96 ERA)...allowed a career-high four hits in 1.1 innings at Boston on May 11...struck out a career-high four batters May 15 at Tampa Bay...tossed a career-high 2.2 innings May 20 against New York (AL)...it was one of six outings over 2.0 innings in 2016...allowed just one earned run over a 23-game stretch from May 25 to July 16 (0.38 ERA, .088 opponents batting average)...went 14 consecutive games (14.0 ip) without a walk from June 8 to July 9, issued two free passes July 15 against Toronto, and then had a 13-game streak (12.1 ip) from July 16 to Aug. 12 before issuing his next free pass...had a career-best 11.1-inning scoreless streak from June 18 to July 16...retired 21 consecutive batters from June 24 to July 9, which was the longest streak by an Athletic in 2016...finished the month of June with a 0.71 ERA and .111 opponents batting average in 13 games...then compiled a 1.35 ERA and .116 opponents batting average in 12 games in July...stranded each of his first 36 inherited runners before allowing 2-of-2 to score July 9 at Houston...according to the Elias Sports Bureau, the streak of consecutive inherited runners stranded was the longest by any pitcher in the expansion era (since 1961)...the previous mark was 35 by Frank Francisco with Texas in 2007...despite allowing two inherited runners to score in that game, he still picked up his first save of the season in the A's 3-2 win...it began a streak where he allowed 6-of-9 (66.7%) inherited runners to score over a 12-game stretch from July 19-Aug. 16...walked a career-high tying two batters July 15 against Toronto...was credited with his second save of the season Aug. 4 at Los Angeles (AL) and his third and final came on Sept. 18 at Texas...matched his career high by walking two batters in his final appearance on Oct. 1 at Seattle.

CAREER

2015—Began the year at Double-A Midland, made his Triple-A debut at Nashville in late July and his Major League debut during a September call-up with Oakland...went 1-2 with a save and a 4.24 ERA in 13 games with the A's...made his debut Sept. 1 against Los Angeles (AL) and began his career with an eight-game, 11.0-inning scoreless streak...that tied for the sixth longest career-opening scoreless streak in Oakland history...then allowed at least one run in four of his final five games (12.00 ERA)...held the opposition to a .203 batting average but yielded a .441 slugging percentage as six of the 12 hits he allowed were for extra bases...surrendered four home runs in 17.0 innings after yielding just two home runs in 61.0 innings in the minors...his opponents batting average included a mark of .167 against left-handed hitters compared to .229 against right-handers...however, issued all six of his walks and yielded three of his four home runs to lefties...had a .594 OPS against righties, .875 against lefties...allowed a .158 batting average with runners on base...first batters faced were 3-for-13 (.231) and he allowed 1-of-3 (33.3%) inherited runners to score...tossed at least one inning in 12 of his 13 appearances, including a season-high 2.0 innings three times...was selected by Oakland Sept. 1 and made his debut that night against Los Angeles (AL) with a scoreless eighth inning...struck out the first batter he faced (C.J. Cron)...allowed a single to the next batter (Aybar) but then retired the next 18 batters he faced through Sept. 12...recorded his first save Sept. 18 at Houston when he tossed 2.0 scoreless innings in the A's 4-3 win...allowed a run in 1.2 innings for his first ML win in the A's 8-7 victory at Los Angeles (AL) on Sept. 30...was named the A's Organizational Pitcher of the Year after combining for a 3-2 record, 12 saves and a 0.74 ERA in 47 relief appearances with Midland and Nashville...began the season with the RockHounds and went 3-1 with all 12 of his saves and a 0.60 ERA in 35 relief appearances...was named to the Texas League Midseason and Postseason All-Star Teams and earned a July 28 promotion to Nashville...went 0-1 with a 1.13 ERA in 12 games in his Triple-A debut...overall, converted all 12 of his save opportunities and ranked second in the A's farm system in saves...struck out 73 batters in 61.0 innings (10.77 per nine innings) and walked just 16 for a strikeout-to-walk ratio of 4.56...surrendered just two home runs, an average of 0.30 per nine innings...opponents hit .180, including .117 by right-handed hitters compared to .270 by left-handers...had 53 strikeouts and just two walks against righties compared to 20 strikeouts and 14 walks against lefties...opponents hit .218 with both of his home runs with the bases empty compared to .119 with runners on base...had a .118 opponents average with runners in scoring position, including .069 with RISP and two outs...batters leading off an inning hit .125 with a .140 on-base percentage...allowed 6-of-17 (35.3%) inherited runners to score...tossed at least one inning in 42 of his 47 games, including a season-high 2.0 innings 14 times...never allowed more than one run in a game...did not allow a run at home with Midland (18 games and 21.2 innings)...started

the season with a 13-game, 21.1-inning scoreless streak through May 21...allowed a run in the ninth inning of a 6-2 win at Corpus Christi May 24 and then went another 13 games and 15.1 innings without yielding a run...had a 0.24 ERA over his first 27 games through July 6...then logged a 2.45 ERA over his final eight Double-A contests...pitched a scoreless sixth inning for the South All-Stars in the Texas League All-Star Game at Corpus Christi June 30 (1 h)...allowed his first home run of the season July 20 at Corpus Christi, snapping a season-opening 32-game, 42.1-inning, 148-at bat homerless streak...was promoted to Nashville July 28 and struck out a season-high five batters in 2.0 innings in his Triple-A debut that day against Iowa...allowed a run against the Cubs but followed that with a 10-game, 13.1-inning scoreless streak from July 31 to Aug. 27.

2014—Spent the entire season at Double-A Midland and was 5-5 with six saves and a 2.88 ERA in 40 relief appearances...struck out 61 batters in 56.1 innings and his average of 9.75 strikeouts per nine innings ranked third among Texas League relievers...had a 6.48 ERA over his first 12 games through May 17...then posted a 1.36 ERA over his final 28 appearances...allowed a .240 opponents batting average, including .187 against right-handed hitters compared to .333 against left-handers...had a .523 OPS against righties, .956 against lefties...yielded a .185 average with runners in scoring positions...allowed 6-of-23 (26.1%) inherited runners to score...was 6-for-9 (66.7%) in save opportunities...logged more than one inning in 21 of his 40 appearances, including two or more 10 times...struck out a season-high four batters May 6 at Frisco and May 30 at Tulsa...had a season-best 9.2-inning scoreless streak from June 21 to July 10...compiled a 0.96 ERA in six games in June...then logged a 1.32 ERA in 10 games in July...had a win and did not allow a run in five postseason appearances (4.0 ip, 6 h, 2 so) to help Midland to the Texas League Championship.

2013—Pitched for three different teams in the A's farm system and combined for a 2-5 record, 19 saves and a 2.40 ERA in 45 relief appearances with Single-A Beloit, Single-A Stockton and Double-A Midland...the saves ranked second among all A's minor leaguers...had just two blown saves for a save percentage of 90.4...struck out 78 batters in 60.0 innings (11.70 per nine innings) and walked just nine (1.35 per nine innings) for a strikeout-to-walk ratio of 6.67...surrendered three home runs (0.45 per nine innings)...had a .199 opponents batting average, including .177 by right-handed hitters...went 1-1 with 12 saves and a 2.10 ERA in 20 appearances with Beloit and was named to the Midwest League Midseason All-Star team...converted all 12 of his save opportunities...had a 15.2-inning scoreless streak from April 22 to May 31...was promoted to Stockton June 20...struck out a season-high seven batters in 3.0 innings July 5 against Modesto...was moved up to Midland July 30...pitched for Mesa in the Arizona Fall League following the season and went 0-1 with two saves and a 4.91 ERA in 10 appearances.

2012—Began his career with the A's affiliate in the Arizona Rookie League and went 2-0 with a save and a 1.42 ERA in four relief appearances...was transferred to Short Season Single-A Vermont July 5 and compiled a 3-1 record, four saves and a 2.84 ERA in 17 games...combined to go 5-1 with five saves and a 2.56 ERA in 21 games overall...struck out 47 in 31.2 innings (13.36 per nine innings)...allowed a .224 opponents batting average, including .211 against right-handed hitters compared to .295 against left-handers...picked up the win his pro debut June 22 against the Brewers (1.0 ip, 3 so)...recorded his first save with 2.0 scoreless innings July 2 against the Padres

PERSONAL/MISCELLANEOUS

Ryan Christopher Dull was originally signed by A's scout Neil Avent...graduated from UNC-Asheville...completed his college career ranked second on the Bulldogs career list in strikeouts (238) and games started (51) and fifth in wins (16)...graduated from East Forsyth HS where he went 11-1 with a 0.58 ERA and 103 strikeouts as a senior...earned All-State honors and was named Forsyth County Player of the Year.

LIFETIME PITCHING RECORD

| Year | Club | W | L | ERA | G | GS | CG | SHO | SV | IP | H | R | ER | HR | HB | BB | IBB | SO | WP | BK |
|------------------|-----------|----------|----------|-------------|-----------|----------|----------|----------|----------|-------------|-----------|-----------|-----------|-----------|----------|-----------|----------|-----------|----------|----------|
| 2012 | AZL A's | 2 | 0 | 1.42 | 4 | 0 | 0 | 0 | 1 | 6.1 | 3 | 1 | 1 | 0 | 1 | 3 | 0 | 13 | 1 | 0 |
| | Vermont | 3 | 1 | 2.84 | 17 | 0 | 0 | 0 | 4 | 25.1 | 26 | 10 | 8 | 2 | 1 | 6 | 1 | 34 | 4 | 0 |
| 2013 | Beloit | 1 | 1 | 2.10 | 20 | 0 | 0 | 0 | 12 | 25.2 | 16 | 6 | 6 | 1 | 0 | 3 | 0 | 35 | 2 | 0 |
| | Stockton | 1 | 3 | 1.59 | 15 | 0 | 0 | 0 | 6 | 22.2 | 13 | 4 | 4 | 0 | 1 | 3 | 1 | 31 | 1 | 0 |
| | Midland | 0 | 1 | 4.63 | 10 | 0 | 0 | 0 | 1 | 11.2 | 15 | 9 | 6 | 2 | 0 | 3 | 0 | 12 | 2 | 0 |
| 2014 | Midland | 5 | 5 | 2.88 | 40 | 0 | 0 | 0 | 6 | 56.1 | 52 | 24 | 18 | 6 | 3 | 15 | 4 | 61 | 5 | 1 |
| 2015 | Midland | 3 | 1 | 0.60 | 35 | 0 | 0 | 0 | 12 | 45.0 | 29 | 3 | 3 | 1 | 0 | 13 | 1 | 52 | 0 | 0 |
| | Nashville | 0 | 1 | 1.13 | 12 | 0 | 0 | 0 | 0 | 16.0 | 10 | 2 | 2 | 1 | 0 | 3 | 1 | 21 | 0 | 0 |
| | OAKLAND | 1 | 2 | 4.24 | 13 | 0 | 0 | 0 | 1 | 17.0 | 12 | 8 | 8 | 4 | 0 | 6 | 1 | 16 | 0 | 0 |
| 2016 | OAKLAND | 5 | 5 | 2.42 | 70 | 0 | 0 | 0 | 3 | 74.1 | 50 | 23 | 20 | 10 | 1 | 15 | 4 | 73 | 6 | 0 |
| ML Totals | | 6 | 7 | 2.76 | 83 | 0 | 0 | 0 | 4 | 91.1 | 62 | 31 | 28 | 14 | 1 | 21 | 5 | 89 | 6 | 0 |

CAREER TRANSACTIONS

2012 — Selected by the Oakland Athletics organization in the 32nd round of the First-Year Player Draft.

VS. THE AMERICAN LEAGUE

| 2016 | | CAREER | | | | | | | | | | | | |
|------|---|--------|---|----|-----|----|-------------|------|---|---|---|----|------|----|
| ERA | W | L | S | G | IP | ER | vs. TEAM | ERA | W | L | S | G | IP | ER |
| 4.50 | 0 | 0 | 0 | 3 | 4.0 | 2 | Baltimore | 4.50 | 0 | 0 | 0 | 3 | 4.0 | 2 |
| 6.00 | 0 | 0 | 0 | 2 | 3.0 | 2 | Boston | 6.00 | 0 | 0 | 0 | 2 | 3.0 | 2 |
| 0.00 | 0 | 0 | 0 | 4 | 3.2 | 0 | Chicago | 0.00 | 0 | 0 | 0 | 5 | 4.2 | 0 |
| 3.38 | 0 | 1 | 0 | 3 | 2.2 | 1 | Cleveland | 3.38 | 0 | 1 | 0 | 3 | 2.2 | 1 |
| 0.00 | 0 | 0 | 0 | 3 | 3.2 | 0 | Detroit | 0.00 | 0 | 0 | 0 | 3 | 3.2 | 0 |
| 1.23 | 0 | 1 | 1 | 7 | 7.1 | 1 | Houston | 0.79 | 0 | 1 | 2 | 9 | 11.1 | 1 |
| 0.00 | 0 | 0 | 0 | 2 | 2.1 | 0 | Kansas City | 0.00 | 0 | 0 | 0 | 2 | 2.1 | 0 |
| 3.12 | 1 | 3 | 1 | 10 | 8.2 | 3 | Los Angeles | 2.92 | 2 | 3 | 1 | 13 | 12.1 | 4 |
| 0.00 | 1 | 0 | 0 | 3 | 3.2 | 0 | Minnesota | 0.00 | 1 | 0 | 0 | 3 | 3.2 | 0 |
| 4.91 | 0 | 0 | 0 | 2 | 3.2 | 2 | New York | 4.91 | 0 | 0 | 0 | 2 | 3.2 | 2 |
| — | 0 | 0 | 0 | 0 | 0.0 | 0 | Oakland | — | 0 | 0 | 0 | 0 | 0.0 | 0 |
| 4.50 | 0 | 0 | 0 | 7 | 6.0 | 3 | Seattle | 3.60 | 0 | 1 | 0 | 11 | 10.0 | 4 |
| 2.45 | 1 | 0 | 0 | 3 | 3.2 | 1 | Tampa Bay | 2.45 | 1 | 0 | 0 | 3 | 3.2 | 1 |
| 1.93 | 1 | 0 | 1 | 8 | 9.1 | 2 | Texas | 1.59 | 1 | 0 | 1 | 9 | 11.1 | 2 |
| 3.60 | 1 | 0 | 0 | 4 | 5.0 | 2 | Toronto | 3.60 | 1 | 0 | 0 | 4 | 5.0 | 2 |

VS. THE NATIONAL LEAGUE

| 2016 | | CAREER | | | | | | | | | | | | |
|------|---|--------|---|---|-----|----|---------------|-------|---|---|---|---|-----|----|
| ERA | W | L | S | G | IP | ER | vs. TEAM | ERA | W | L | S | G | IP | ER |
| 0.00 | 0 | 0 | 0 | 1 | 1.0 | 0 | Chicago | 0.00 | 0 | 0 | 0 | 1 | 1.0 | 0 |
| 0.00 | 0 | 0 | 0 | 1 | 0.1 | 0 | Cincinnati | 0.00 | 0 | 0 | 0 | 1 | 0.1 | 0 |
| 0.00 | 0 | 0 | 0 | 2 | 2.1 | 0 | Milwaukee | 0.00 | 0 | 0 | 0 | 2 | 2.1 | 0 |
| 0.00 | 0 | 0 | 0 | 1 | 1.0 | 0 | Pittsburgh | 0.00 | 0 | 0 | 0 | 1 | 1.0 | 0 |
| 5.40 | 0 | 0 | 0 | 2 | 1.2 | 1 | St. Louis | 5.40 | 0 | 0 | 0 | 2 | 1.2 | 1 |
| 0.00 | 0 | 0 | 0 | 2 | 1.1 | 0 | San Francisco | 14.73 | 0 | 1 | 0 | 4 | 3.2 | 6 |

MONTHLY BREAKDOWN

| 2016 | | CAREER | | | | | | | | | | | | |
|------|---|--------|---|----|------|----|-----------|------|---|---|---|----|------|----|
| ERA | W | L | S | G | IP | ER | by MONTH | ERA | W | L | S | G | IP | ER |
| 1.93 | 0 | 0 | 0 | 12 | 14.0 | 3 | April | 1.93 | 0 | 0 | 0 | 12 | 14.0 | 3 |
| 3.95 | 1 | 0 | 0 | 11 | 13.2 | 6 | May | 3.95 | 1 | 0 | 0 | 11 | 13.2 | 6 |
| 0.71 | 1 | 2 | 0 | 13 | 12.2 | 1 | June | 0.71 | 1 | 2 | 0 | 13 | 12.2 | 1 |
| 1.35 | 3 | 0 | 1 | 12 | 13.1 | 2 | July | 1.35 | 3 | 0 | 1 | 12 | 13.1 | 2 |
| 4.22 | 0 | 2 | 1 | 12 | 10.2 | 5 | August | 4.22 | 0 | 2 | 1 | 12 | 10.2 | 5 |
| 2.00 | 0 | 1 | 1 | 9 | 9.0 | 2 | September | 3.38 | 1 | 2 | 2 | 20 | 24.0 | 9 |
| 9.00 | 0 | 0 | 0 | 1 | 1.0 | 1 | October | 6.00 | 0 | 1 | 0 | 3 | 3.0 | 2 |

PITCHING BREAKDOWN

| 2016 | | CAREER | | | | | | | | | | | | |
|------|---|--------|---|----|------|----|-------------|------|---|---|---|----|------|----|
| ERA | W | L | S | G | IP | ER | by CATEGORY | ERA | W | L | S | G | IP | ER |
| 1.88 | 3 | 2 | 0 | 35 | 38.1 | 8 | Home | 2.70 | 3 | 3 | 0 | 42 | 46.2 | 14 |
| 3.00 | 2 | 3 | 3 | 35 | 36.0 | 12 | Away | 2.82 | 3 | 4 | 4 | 41 | 44.2 | 14 |
| 1.93 | 1 | 2 | 3 | 28 | 28.0 | 6 | Day | 3.24 | 2 | 4 | 3 | 33 | 33.1 | 12 |
| 2.72 | 4 | 3 | 0 | 42 | 46.1 | 14 | Night | 2.48 | 4 | 3 | 1 | 50 | 58.0 | 16 |
| 2.01 | 2 | 2 | 1 | 40 | 44.2 | 10 | Pre-ASG | 2.01 | 2 | 2 | 1 | 40 | 44.2 | 10 |
| 3.03 | 3 | 3 | 2 | 30 | 29.2 | 10 | Post-ASG | 3.47 | 4 | 5 | 3 | 43 | 46.2 | 18 |
| — | 0 | 0 | 0 | 0 | 0.0 | 0 | Starter | — | 0 | 0 | 0 | 0 | 0.0 | 0 |
| 2.42 | 5 | 5 | 3 | 70 | 74.1 | 20 | Reliever | 2.76 | 6 | 7 | 4 | 83 | 91.1 | 28 |

BALLPARK BREAKDOWN

| | ERA | W | L | S | G | IP | ER |
|--------------------------|-------|---|---|---|----|------|----|
| Angel Stadium | 4.26 | 2 | 2 | 1 | 7 | 6.1 | 3 |
| AT&T Park | 0.00 | 0 | 0 | 0 | 1 | 0.1 | 0 |
| Busch Stadium | 5.40 | 0 | 0 | 0 | 2 | 1.2 | 1 |
| Camden Yards | 3.00 | 0 | 0 | 0 | 2 | 3.0 | 1 |
| Comerica Park | 0.00 | 0 | 0 | 0 | 1 | 2.0 | 0 |
| Fenway Park | 13.50 | 0 | 0 | 0 | 1 | 1.1 | 2 |
| Globe Life Arlington | 2.35 | 1 | 0 | 1 | 6 | 7.2 | 2 |
| Great American Ball Park | 0.00 | 0 | 0 | 0 | 1 | 0.1 | 0 |
| Kauffman Stadium | 0.00 | 0 | 0 | 0 | 1 | 1.0 | 0 |
| Miller Park | 0.00 | 0 | 0 | 0 | 1 | 1.1 | 0 |
| Minute Maid Park | 0.00 | 0 | 1 | 2 | 5 | 6.0 | 0 |
| Oakland Coliseum | 2.70 | 3 | 3 | 0 | 42 | 46.2 | 14 |
| Progressive Field | 0.00 | 0 | 0 | 0 | 1 | 0.2 | 0 |
| Rogers Centre | 7.71 | 0 | 0 | 0 | 2 | 2.1 | 2 |
| Safeco Field | 3.38 | 0 | 1 | 0 | 5 | 5.1 | 2 |
| Target Field | 0.00 | 0 | 0 | 0 | 1 | 1.1 | 0 |
| Tropicana Field | 0.00 | 0 | 0 | 0 | 1 | 1.1 | 0 |
| U.S. Cellular Field | 0.00 | 0 | 0 | 0 | 2 | 1.2 | 0 |
| Yankee Stadium | 9.00 | 0 | 0 | 0 | 1 | 1.0 | 1 |

FIELDING STATISTICS

| Pitcher | | | | | | | |
|---------------|-------------|-----------|----------|----------|----------|----------|----------|
| Year | Pct. | G | PO | A | E | TC | DP |
| 2015 | — | 13 | 0 | 0 | 0 | 0 | 0 |
| 2016 | .778 | 70 | 2 | 5 | 2 | 9 | 0 |
| Totals | .778 | 83 | 2 | 5 | 2 | 9 | 0 |

DULL'S CAREER BESTS

Low Hit Complete Game: None
Innings Pitched: 2.2, May 20, 2016 vs. New York (AL)
Strikeouts: 4, May 15, 2016 at Tampa Bay
Pitches: 43, April 27, 2016 at Detroit
Longest Winning Streak: 4, June 24 to July 27, 2016
Longest Losing Streak: 3, August 3, 2016 to present
Longest Scoreless Streak: 11.1, June 18 to July 16, 2016

ATHLETICS BIGGEST COMEBACK

On July 20, 2009, the A's set an Oakland record by overcoming an eight-run deficit to win. Trailing Minnesota 12-2 entering the bottom of the third inning, the A's scored three times in the third, twice in the fourth and seven times in the seventh to win 14-13. The all-time Athletics record is also the Major League record, set by the Philadelphia A's on June 15, 1925 against Cleveland. The A's trailed by 12 runs in that game and scored 13 times in the bottom of the eighth to win 17-15.

**RIGHT-HANDED PITCHER****Height/Weight:** 6-1 / 193**Bats/Throws:** Right / Right**Birthdate:** May 16, 1994**Opening Day Age:** 22**Birthplace/Resides:** Trevoise, Pennsylvania, / Roebling, New Jersey**Major League Service:** None**Obtained:** Selected in the 5th round of the 2014 First-Year Player Draft**Contract Status:** First year of a one-year contract through 2017**NON-ROSTER INVITEE****CAREER HIGHLIGHTS**

Has compiled an 11-19 record and a 3.96 ERA (107 er in 243.0 ip) in 55 games, including 46 starts, in three seasons in the A's organization...ranked sixth in the A's farm system in strikeouts (118), ninth in innings pitched (134.0) and 10th in ERA (3.29) in 2016...tied for the Midwest League lead with 13 losses in 2015...was selected by Oakland in the fifth round of the 2014 draft and made six relief appearances with the A's Arizona Rookie League affiliate in his debut.

2016 HIGHLIGHTS

Began the year at Single-A Stockton and was 5-6 with a 3.60 ERA in 18 games (16 starts) when he was promoted to Double-A Midland in late July...went 2-0 with a 2.54 ERA in eight starts with the RockHounds and was a combined 7-6 with a 3.29 ERA in 26 games (24 starts) overall...yielded just seven home runs in 134.0 innings, an average of 0.47 per nine innings...ranked sixth in the A's farm system in strikeouts (118), ninth in innings pitched and 10th in ERA...allowed a .253 opponents batting average, including .246 (69-for-280) against right-handed hitters and .260 (63-for-242) against left-handers...surrendered five of his seven home runs to righties...all seven home runs were solo shots...had a .281 opponents batting average with runners in scoring position...went 2-2 with a 1.63 ERA in nine starts at home for Stockton and 2-0 with a 1.89 ERA in four starts at home with Midland...combined at both levels to go 3-4 with a 4.96 ERA in 13 games on the road...was 2-1 with a 1.23 ERA in four starts during the day, 5-5 with a 3.69 ERA in 22 games at night...had a 1.13 ERA in the first inning.

MINORS: Went 2-0 with a 2.12 ERA over his first three games...that included his first relief appearance of the season April 20 at Visalia when he tossed a season-high 6.0 innings in relief of a rehabbing Henderson Alvarez for the win...then allowed a season-high nine runs in 3.2 innings for the loss at San Jose on April 26...combined on a three-hit shutout in a 7-0 decision over Modesto on May 6 for his second win...tossed a season-high tying 6.0 innings and allowed two of the hits (1 bb, 5 so)...allowed his first home run May 17 against San Jose, but that was his only home run over his first 13 games and 70.2 innings...lost three straight starts from May 17 to 27, despite logging a 2.87 ERA over that stretch...compiled a 1.17 ERA over a four-start stretch from June 2 to 19 but had just one win and three no decisions over that span...struck out a season-high nine batters June 13 in the second game of a doubleheader against Modesto but had a no decision in a 4-3 win...then issued a season-high four walks in his next start June 19 at High Desert, but picked up the win...made his second relief appearance of the season June 27 at Modesto in relief of a rehabbing Rich Hill, but allowed seven runs on a season-high 11 hits in 5.0 innings for the loss...also lost his next start, yielding eight runs on eight hits in a season-low 3.1 innings...was transferred to Midland July 21 and had a no decision in his Double-A debut that day at San Antonio (5.0 ip, 4 h, 2 r, 2 er, 1 bb, 4 so)...then tossed a one-hit shutout in a rain-shortened five-inning 4-0 win over Frisco (0 bb, 4 so)...went 1-0 with a 2.16 ERA over his first four starts with the RockHounds...combined on a three-hit shutout in his final start Aug. 28 against Frisco...tossed 5.0 innings and allowed two of the hits (1 bb, 3 so)...was placed on the disabled list two days later with a sprained left ankle and missed the remainder of the season, including the playoffs.

CAREER

2015—Spent the entire season at Single-A Beloit where he went 3-13 with a 4.98 ERA in 23 games (22 starts)...tied for the Midwest League lead in losses and ranked fifth in walks (56)...had career highs in losses, walks and home runs (10)...was 0-8 with an 8.24 ERA and .354 opponents batting average in

10 games (nine starts) before the All-Star Break...then went 3-5 with a 2.85 ERA and .256 opponents batting average in 13 starts after the break...allowed a .297 opponents batting average, including .285 against left-handed hitters compared to .305 against right-handers...surrendered seven of his 10 home runs to righties...yielded a .308 batting average and .400 on-base percentage to batters leading off an inning...opponents hit .253 with runners in scoring position, including .143 with RISP and two outs...went 2-3 with a 3.92 ERA in five starts during the day, 1-10 with a 5.26 ERA in 18 games (17 starts) at night...had a 2.45 ERA in the first inning, a 5.70 ERA from the second inning on...the Snappers were 5-17 (.227) in his starting assignments...tossed more than five innings in just three of his 22 starts...logged a season-high 7.0 innings April 22 against Burlington but allowed four runs on seven hits and took the loss...surrendered a season-high nine hits in 5.0 innings in his next start April 28 at Peoria and was 0-3 with a 6.14 ERA in four starts when he was placed on the disabled list April 30 with a strained right elbow...was reinstated from the DL May 24 and allowed four runs in a season-low 1.1 innings the next day against Cedar Rapids for the loss...made his only relief appearance May 29 at Wisconsin and took the loss (2.2 ip, 5 h, 2 r, 2 er, 1 bb, 3 so)...was 0-9 with a 7.21 ERA over his first 14 games through July 15...then allowed one unearned run on four hits in 6.0 innings July 20 against Clinton for his first win of the season...did not walk a batter in 5.0 innings July 31 against Peoria, his only start without a walk...did not allow a run in back-to-back starts on Aug. 18 at Peoria and Aug. 23 against Burlington...tossed 5.0 innings in each start...allowed four hits on the 18th and combined on a six-shutout on the 23rd, allowing three of the hits and striking out a season-high seven...compiled a 1.04 ERA and .180 opponents batting average in five starts in August but had just one win while being charged with two losses and two no decisions...allowed one run in three of those starts and no runs twice.

2014—Made his professional debut with the A's affiliate in the Arizona Rookie League and appeared in six games, all in relief...was 1-0 with a 2.79 ERA and .147 opponents batting average...struck out 10 batters in 9.2 innings and did not allow a home run...yielded a .091 batting average to left-handed hitters compared to .174 to right-handers...opponents hit .111 when leading off an inning...stranded his only inherited runner...allowed a run on two hits and a walk while striking out one in 1.0 innings in his debut July 21 against the Indians...was credited with his first professional win Aug. 16 at the Padres (1.2 ip, 1 h, 1 bb, 2 so).

PERSONAL/MISCELLANEOUS

Heath Devon Fillmyer was originally signed by A's scout Ron Vaughn...graduated from Florence High School (NJ)...attended Mercer County Community College (NJ)...went 9-0 with a 0.68 ERA as a sophomore, leading MCCC to the Junior College World Series...originally an infielder, he threw fewer than 10 innings as a freshman before logging 66 innings as a sophomore.

LIFETIME PITCHING RECORD

| Year | Club | W | L | ERA | G | GS | CG | SHO | SV | IP | H | R | ER | HR | HB | BB | IBB | SO | WP | BK |
|----------------------------|---------------|-----------|-----------|-------------|-----------|-----------|----------|----------|----------|--------------|------------|------------|------------|-----------|-----------|------------|----------|------------|-----------|----------|
| 2014 | AZL Athletics | 1 | 0 | 2.79 | 6 | 0 | 0 | 0 | 0 | 9.2 | 5 | 3 | 3 | 0 | 0 | 5 | 0 | 10 | 4 | 0 |
| 2015 | Beloit | 3 | 13 | 4.98 | 23 | 22 | 0 | 0 | 0 | 99.1 | 112 | 61 | 55 | 10 | 6 | 56 | 0 | 77 | 10 | 3 |
| 2016 | Stockton | 5 | 6 | 3.60 | 18 | 16 | 0 | 0 | 0 | 95.0 | 101 | 53 | 38 | 4 | 5 | 31 | 0 | 89 | 8 | 1 |
| | Midland | 2 | 0 | 2.54 | 8 | 8 | 1 | 1 | 0 | 39.0 | 31 | 11 | 11 | 3 | 0 | 8 | 0 | 29 | 3 | 0 |
| Minor League Totals | | 11 | 19 | 3.96 | 55 | 46 | 1 | 1 | 0 | 243.0 | 249 | 128 | 107 | 17 | 11 | 100 | 0 | 205 | 25 | 4 |

CAREER TRANSACTIONS

2013 — Selected by the Colorado Rockies organization in the 28th round of the First-Year Player Draft; did not sign.

2014 — Selected by the Oakland Athletics organization in the 5th round of the First-Year Player Draft.

CATCHER**Height/Weight:** 6-2 / 209**Bats/Throws:** Right / Right**Birthdate:** August 13, 1987**Opening Day Age:** 29**Birthplace/Resides:** San Pedro, California / Orange, California**Major League Service:** 124 days**Obtained:** Claimed off waivers from the Colorado Rockies, August 4, 2017**Contract Status:** First year of a one-year contract through 2017**CAREER HIGHLIGHTS**

Was selected by Colorado in the 19th round of the 2009 First-Year Player Draft and spent the first eight and one-half seasons of his professional career in the Rockies organization before he was claimed off waivers by Oakland on Aug. 4, 2017...is a .196 career hitter in 46 games over two seasons with Colorado...made his Major League debut in 2015 and collected his first big league hit off Max Scherzer...was named a Texas League Midseason All-Star in 2014...played for the Salt River Rafters in the Arizona Fall League following the 2013 season.

2016 HIGHLIGHTS

Made three stints with Colorado while spending the rest of the season with Triple-A Albuquerque...batted .235 with six doubles, one home run and six RBI across three stints with the Rockies...made three starts in his first stint with the club in April and went 4-for-10 (.400) with one run, one RBI and two walks...hit his only home run of the season May 26 at Boston, part of a 2-for-4 day with a double, home run and two RBI...batted .292 with 31 runs, 11 doubles, 15 home runs, 35 RBI, 16 walks, 43 strikeouts and two stolen bases in 52 games with Albuquerque.

CAREER

2015—Spent the majority of the season with Triple-A Albuquerque before making his Major League debut on Aug. 20 vs. Washington...remained on the big league roster for the rest of the season...collected his first Major League hit in his first at-bat off right-handed pitcher Max Scherzer, Aug. 20 vs. Washington...hit his first ML home run Sept. 9 at San Diego off right-handed pitcher James Shields...hit his second home run in his next start, Sept. 11 at Seattle...collected the first multi-hit game of his career Sept. 18 vs. San Diego...batted .274 with 44 runs, 16 doubles, 15 home runs, 61 RBI and 28 walks in 81 games with Albuquerque.

2014—Split his time between Triple-A Colorado Springs and Double-A Tulsa, where he was named a Texas League Midseason All-Star...in 34 games with Tulsa, hit .270 with seven doubles, two home runs and 20 RBI to earn his first All-Star nod...was promoted to Triple-A Colorado Springs in June, where he played 44 games...between the two teams, combined to play in 78 games and bat .240 with 16 doubles, two triples, seven home runs and 42 RBI...threw out 32% (24-of-75) of attempted base stealers between Double-A and Triple-A, including 32.7% (16-of-49) at Triple-A.

2013—Appeared in 96 games, including 76 starts at catcher, for Double-A Tulsa and hit .236 with 17 doubles, one triple, 13 home runs and 47 RBI...hit .274 with six doubles, three home runs, 14 RBI and a .507 slugging percentage against left-handed pitching...played for the Salt River Rafters in the Arizona Fall League following the season and hit .167 (8-for-48) with two doubles, four home runs and eight RBI in 15 games.

2012—Spent the entire season with High-A Modesto, starting 82 games behind the plate...caught 31.9% (31-for-97) of attempted base stealers.

2011—Played in a career-high 100 games for Low-A Asheville, setting career-highs in runs (71), hits (87), doubles (29), home runs (17) and RBI (67)...finished fourth in the South Atlantic League in slugging percentage (.513) and in home runs per at-bat (20.06)...had the second-most doubles and third-most home runs among all Tourists.

2010—Played a majority of the season with Short-Season Tri-City before finishing the season with High-A Modesto, where he hit .310 with two doubles, two triples, one home run and 13 RBI in 12 games...started at catcher in 41 of his 42 games with Tri-City where he hit .224 with 11 doubles, two triples, two home runs and 21 RBI.

2009—Played in 23 games for Rookie Level Casper in his first professional season...hit .250 with nearly as many walks (13) as strikeouts (14) en route to a .393 on-base percentage.

PERSONAL/MISCELLANEOUS

Dustin Thomas Garneau...he and his wife, Jacqlyn have twin boys, Maddox and Maverick...drafted out of Cal State Fullerton where he majored in kinesiology...was the Titans' primary catcher his junior and senior seasons (2008-09)...named to the 2008 Fullerton Regional All-Tournament Team after posting four hits and four RBI in five games...was named an All-Big West Honorable Mention in 2009 after guiding the Titans pitching staff to the fourth-best ERA in the nation...was one of seven players from Fullerton drafted in the 2009 First-Year Player draft, including Oakland Athletics outfielder Khris Davis...played high school baseball at San Pedro High School in San Pedro, Calif...hit .433 (39-for-90) as a senior, earning first-team selections to the All-Marine League and all-area squad...also a two-time all-area and all-city football player.

LIFETIME PLAYING RECORD

| Year | Club | AVG. | G | AB | R | H | 2B | 3B | HR | RBI | SH | SF | HP | BB | SO | SB | CS | SLG | OBP | E |
|------------------|------------------|-------------|-----------|------------|-----------|-----------|----------|----------|----------|-----------|----------|----------|----------|-----------|-----------|----------|----------|-------------|-------------|----------|
| 2009 | Casper | .250 | 23 | 72 | 11 | 18 | 4 | 1 | 1 | 13 | 0 | 0 | 4 | 13 | 14 | 1 | 0 | .375 | .393 | 1 |
| 2010 | Ti-City | .224 | 42 | 143 | 20 | 32 | 11 | 2 | 2 | 21 | 1 | 2 | 7 | 21 | 30 | 3 | 2 | .371 | .347 | 6 |
| | Modesto | .310 | 12 | 42 | 5 | 13 | 2 | 2 | 1 | 13 | 0 | 0 | 0 | 2 | 9 | 0 | 1 | .524 | .341 | 3 |
| 2011 | Asheville | .255 | 100 | 341 | 71 | 87 | 29 | 4 | 17 | 67 | 1 | 5 | 7 | 58 | 70 | 7 | 7 | .513 | .370 | 11 |
| 2012 | Modesto | .243 | 86 | 300 | 35 | 73 | 18 | 3 | 6 | 29 | 2 | 4 | 2 | 40 | 41 | 2 | 3 | .383 | .332 | 6 |
| 2013 | Tulsa | .236 | 96 | 326 | 36 | 77 | 17 | 1 | 13 | 47 | 4 | 4 | 13 | 25 | 57 | 4 | 2 | .414 | .313 | 4 |
| 2014 | Tulsa | .270 | 34 | 115 | 14 | 31 | 7 | 0 | 2 | 20 | 0 | 2 | 4 | 14 | 19 | 2 | 3 | .383 | .363 | 5 |
| | Colorado Springs | .216 | 44 | 148 | 17 | 32 | 9 | 2 | 5 | 22 | 1 | 0 | 3 | 14 | 21 | 2 | 1 | .405 | .297 | 5 |
| 2015 | Albuquerque | .274 | 81 | 303 | 44 | 83 | 16 | 0 | 15 | 61 | 3 | 4 | 2 | 28 | 44 | 2 | 1 | .475 | .335 | 5 |
| | COLORADO | .157 | 22 | 70 | 6 | 11 | 3 | 0 | 2 | 8 | 0 | 0 | 6 | 14 | 0 | 0 | 0 | .286 | .224 | 2 |
| 2016 | Albuquerque | .292 | 52 | 185 | 31 | 54 | 11 | 0 | 15 | 35 | 1 | 2 | 7 | 16 | 43 | 2 | 0 | .595 | .367 | 0 |
| | COLORADO | .235 | 24 | 68 | 7 | 16 | 6 | 0 | 1 | 6 | 0 | 1 | 0 | 6 | 22 | 0 | 0 | .368 | .293 | 1 |
| ML Totals | | .196 | 46 | 138 | 13 | 27 | 9 | 0 | 3 | 14 | 0 | 1 | 0 | 12 | 36 | 0 | 0 | .326 | .258 | 3 |

CAREER TRANSACTIONS

2009 — Selected by the Colorado Rockies in the 19th round of the First-Year Player Draft. **2017** — Claimed off waivers by the Oakland Athletics, August 4.

GARNEAU'S CAREER HIGHS

Hits: 2 (five times), last: June 9, 2016 vs. Pittsburgh

Home Runs: 1 (three times), last: May 26, 2016 at Boston

Runs Batted In: 3, September 11, 2015 at Seattle

Stolen Bases: None

Hitting Streak: 4, October 4, 2015 to April 24, 2016

Hitless Streak (At Bats): 13, August 22 to September 5, 2015

Game Ending RBI: None

Grand Slams: None

Pinch-Hit Home Runs: None

Inside-The-Park Home Runs: None

Lead Off Home Runs: None

**RIGHT-HANDED PITCHER****Height/Weight:** 6-0 / 177**Bats/Throws:** Right / Right**Birthdate:** November 13, 1992**Opening Day Age:** 24**Birthplace/Resides:** Spartanburg, South Carolina / Spartanburg, South Carolina**Major League Service:** None**Obtained:** Selected in the 2nd round of the 2014 First-Year Player Draft**Contract Status:** First year of a one-year contract through 2017**NON-ROSTER INVITEE****CAREER HIGHLIGHTS**

Is 16-19 with a 3.57 ERA (128 er in 322.1 ip) in 66 games, including 55 starts, in three seasons in the A's organization...led the A's farm system with 151 strikeouts in 2016...earned California League Pitcher of the Week honors for the week of May 16 to 22, 2016...tied for the Midwest League lead in complete games (2) and losses (13) in 2015...was selected by the A's in the 2nd round of the 2014 draft...was rated as the A's No. 8 prospect by *Baseball America* following the 2016 season.

2016 HIGHLIGHTS

Pitched at three different levels in the A's farm system and combined for a 10-6 record and a 2.69 ERA in 27 starts with Single-A Stockton, Double-A Midland and Triple-A Nashville...led the A's farm system in strikeouts (151), ranked second in innings pitched (153.2), tied for second in wins and sixth in ERA...had career highs in wins, innings pitched, strikeouts and wild pitches (18) and matched his high in games and games started...surrendered just eight home runs, an average of 0.47 per nine innings...was 5-4 with a 3.47 ERA over his first 16 starts through July 7...then went 5-2 with a 1.66 ERA over his final 11 starts beginning July 13...was charged with two runs or fewer in 10 of those 11 starts...allowed a .221 opponents batting average, including .219 (76-for-347) against right-handed hitters and .224 (49-for-219) against left-handers...yielded six of his eight home runs to righties...six came with the bases empty...held the opposition to a .154 batting average when leading off an inning...issued just nine walks for a .203 on-base percentage in that situation...had a .225 opponents batting average with runners in scoring position...allowed two runs or fewer in 17 of his 27 starts, walked two batters or fewer 23 times and surrendered four hits or fewer 13 times.

MINORS: Began the season at Stockton and went 4-1 with a 3.33 ERA in nine starts with the Ports...had his shortest start of the season April 23 against Inland Empire when he tossed just 2.0 innings...was placed on the disabled list two days later with a strained right shoulder...was reinstated May 4...won each of his final three Single-A starts from May 15 to 25 (2.33 ERA)...combined on a four-hit shutout in a 7-0 win over Visalia May 20...tossed seven innings and allowed two of the hits...walked two and struck out nine and earned California League Pitcher of the Week honors for the week of May 16 to 22...was tied for fifth in the CL in strikeouts (53) when he was promoted to Midland May 30...went 5-5 with a 2.49 ERA in 16 starts with the RockHounds...the ERA was fifth lowest in the Texas League during his stint at Double-A (May 30 to Aug. 29) and his 94 strikeouts ranked second...went 1-4 with a 3.49 ERA in seven starts at home compared to 4-1 with a 1.79 ERA in nine starts on the road...lost each of his first two starts with Midland on June 1 and 7...allowed five runs in 7.0 innings on the 1st against Springfield, which was a season-high until he surrendered six in 5.2 innings on the 7th at Corpus Christi...allowed a season-high eight hits in the latter contest...then allowed just one hit in 4.0 scoreless innings in his next start in the second game of a June 13 doubleheader at Frisco...had a 13-start, 75.1-inning homerless streak from June 13 to Aug. 25...walked seven batters in 3.0 innings June 23 against San Antonio...it was his only outing in 2016 with more than three walks...tossed a season-high 7.1 innings July 1 at Northwest Arkansas...matched his season high by allowing eight hits July 13 at San Antonio, but allowed just one run in 5.1 innings for the win...surrendered just one earned run in five consecutive starts from July 13 to Aug. 2 for a 1.42 ERA, but was just 2-1...went 3-0 with a 1.65 ERA over his final five starts beginning Aug. 13...struck out a season-high 10 batters in his final start with Midland on Aug. 25 at Corpus Christi...was transferred to Nashville Aug. 30 and went 1-0 with a 1.98 ERA in two starts with the Sounds...was rated as the A's No. 8 prospect by *Baseball America* following the season.

CAREER

2015—Spent the entire season at Single-A Beloit and went 5-13 with a 4.73 ERA in 27 games, all starts...tied for the Midwest League lead in complete games (2) and losses, ranked second in runs (92) and home runs allowed (16), tied for fourth in games started and tied for fifth in innings pitched (144.2)...was one of two pitchers in the A's farm system with two complete games...also ranked second in the A's farm system in strikeouts (112) and fifth in innings pitched...had career highs in games, starts, losses, ERA, innings pitched, strikeouts, hits (151), runs (92), home runs, hit batters (6), walks (52) and wild pitches (10)...allowed a .270 opponents batting average, including .241 against left-handed hitters compared to .291 against right-handers...surrendered 13 of his 16 home runs to righties for a .474 opponents slugging percentage (lefties slugged .362)...opponents were 5-for-11 (.455) with a home run and 13 RBI with the bases loaded...was 2-6 with a 5.57 ERA and .299 opponents batting average in 13 starts before the All-Star Break, 3-7 with a 4.05 ERA and .245 opponents batting average in 14 starts after the break...went 3-3 with a 3.97 ERA in 10 starts at home, 2-10 with a 5.25 ERA in 17 starts on the road...the Snappers were 9-18 (.333) in his starting assignments...struck out a season-high seven batters in back-to-back starts on April 30 at Peoria and May 5 against Burlington...allowed 10 runs on 15 hits in 3.1 innings for the loss on May 26 at Burlington...tossed his first complete game June 30 at Quad Cities, a seven-inning four hitter in a 4-1 win (3 bb, 4 so)...his second complete game came in a rain-shortened 2-1 loss at Peoria July 16 (6.1 ip, 5 h, 3 r, 1 er, 2 bb, 5 so)...posted his best ERA in the month of July when he went 1-3 with a 3.26 ERA and .214 opponents batting average in five starts...tossed 6.0 scoreless innings for the win in his penultimate start Aug. 30 at Kane County, his only start where he did not allow a run.

2014—Went 1-0 with a 2.25 ERA in 12 games (one start) in his professional debut with Short Season Single-A Vermont...struck out 25 and walked just one in 24.0 innings...surrendered just one home run...allowed a .188 opponents batting average, including .176 against right-handed hitters compared to .206 against left-handers...yielded all four of his extra base hits and issued his only walk to righties...tossed exactly 2.0 innings in each of his 12 games...including his lone start on Aug. 4 against Mahoning Valley...made his debut June 27 against Lowell (2.0 ip, 1 h, 1 r, 1 er, 1 so)...picked up his first win in his second outing July 2 against Tri-City (2.0 ip, 4 h, 1 r, 1 er, 1 bb, 1 so)...did not allow a run in five straight games from July 19 to Aug. 12 (10.0 ip)...struck out a season-high five batters in his final appearance Aug. 29 at Staten Island.

PERSONAL/MISCELLANEOUS

Daniel James Gossett was originally signed by A's scout Neil Avent...graduated from James F. Byrnes HS (SC)...attended Clemson University...was second team All-America selection by *Collegiate Baseball* in 2014 and a Golden Spikes Award finalist.

LIFETIME PITCHING RECORD

| Year | Club | W | L | ERA | G | GS | CG | SHO | SV | IP | H | R | ER | HR | HB | BB | IBB | SO | WP | BK |
|----------------------------|-----------|-----------|-----------|-------------|-----------|-----------|----------|----------|----------|--------------|------------|------------|------------|-----------|----------|-----------|----------|------------|-----------|----------|
| 2014 | Vermont | 1 | 0 | 2.25 | 12 | 1 | 0 | 0 | 0 | 24.0 | 16 | 6 | 6 | 1 | 0 | 1 | 0 | 25 | 0 | 0 |
| 2015 | Beloit | 5 | 13 | 4.73 | 27 | 27 | 2 | 0 | 0 | 144.2 | 151 | 92 | 76 | 16 | 6 | 52 | 0 | 112 | 10 | 1 |
| 2016 | Stockton | 4 | 1 | 3.33 | 9 | 9 | 0 | 0 | 0 | 46.0 | 40 | 20 | 17 | 4 | 1 | 13 | 0 | 53 | 4 | 1 |
| | Midland | 5 | 5 | 2.49 | 16 | 16 | 0 | 0 | 0 | 94.0 | 75 | 37 | 26 | 4 | 1 | 25 | 0 | 94 | 13 | 0 |
| | Nashville | 1 | 0 | 1.98 | 2 | 2 | 0 | 0 | 0 | 13.2 | 10 | 3 | 3 | 0 | 0 | 3 | 0 | 4 | 1 | 0 |
| Minor League Totals | | 16 | 19 | 3.57 | 66 | 55 | 2 | 0 | 0 | 322.1 | 292 | 158 | 128 | 25 | 8 | 94 | 0 | 288 | 28 | 2 |

CAREER TRANSACTIONS

2011 — Selected by the Boston Red Sox organization in the 16th round of the First-Year Player Draft; did not sign.

2014 — Selected by the Oakland Athletics organization in the 2nd round of the First-Year Player Draft.

**RIGHT-HANDED PITCHER****Height/Weight:** 6-2 / 202**Bats/Throws:** Right / Right**Birthdate:** December 21, 1990**Opening Day Age:** 26**Birthplace/Resides:** Alexander City, Alabama / Alexander City, Alabama**Major League Service:** 2 years, 14 days**Obtained:** Acquired from Toronto with Brett Lawrie, Sean Nolin and Franklin Barreto for Josh Donaldson, November 28, 2014**Contract Status:** First year of a one-year contract through 2017**CAREER HIGHLIGHTS**

Was one of four players acquired from Toronto in the Josh Donaldson trade following the 2014 season and is 16-20 with a 4.09 ERA in 52 starts in two seasons with the A's...made his Major League debut with Toronto in 2014 in just his second professional season, compiling a 3.86 ERA in five relief appearances...is 17-10 with a 2.26 ERA (58 er in 231.1 ip) in 41 games, all starts, as a minor leaguer...has allowed just six home runs in 231.1 innings (0.23 per nine innings)...was a *Baseball America* Minor League Baseball First Team All-Star in 2014 after tying for third in the minors in wins (14)...also ranked fourth among full season minor leaguers in ERA (1.83)...was named the A's sixth best prospect by *Baseball America* following the Nov. 2014 trade to Oakland.

2016 HIGHLIGHTS

Compiled a 10-11 record and a 4.11 ERA in a team-leading 31 starts in his second season with the A's...went 1-6 with a 5.36 ERA over his first nine starts, 9-2 with a 3.33 ERA over his next 16 starts from May 30 to Aug. 24, and 0-3 with a 4.71 ERA over his final six starts...in addition to starts, he also led the A's in wins, losses (tied), innings pitched (186.0), hits (196), runs (87), earned runs (85), home runs (22) and walks (47)...all those marks are career highs as are his 108 strikeouts...averaged 5.23 strikeouts per nine innings, which was the third lowest mark in the American League...walked just 47 (2.27 per nine innings), which were the fewest in Athletics history by an A's team-leader, besting the previous low of 59 by Sonny Gray in 2015...tied for second in the AL in shutouts (1), tied for fifth in complete games (2), tied for sixth in opponents reaching on an error (8), ranked seventh in fewest pitches per game (91.4) and was ninth in hits (196)...averaged 4.16 runs of support per start, which was 10th lowest in the AL...received two runs of support or fewer in 12 of his 31 starts and was 0-8 in those games...went 10-3 in 19 starts with support of three or more...is now 1-17 in 25 career starts with two runs of support or fewer, 15-3 in 27 starts with three runs of support or more...left with a lead five times in 2016 only to have the bullpen blow the save...had a .271 opponents batting average, which broke down to .270 (90-for-333) against right-handed hitters compared to .272 (106-for-390) with 35 of his 47 walks against left-handers...his career splits are .272 (157-for-577) with a .743 OPS against right-handers, .273 (169-for-620) with 59 of his 85 walks and a .740 OPS against left-handers...yielded a .302 average with runners on base but 14 of the 22 home runs he allowed were solo shots...24 of his 37 career home runs have come with the bases empty...tied for third among AL pitchers in total chances (42), tied for seventh in assists (27) and ranked eighth in putouts (15)...did not commit an error and his 42 total chances were the most in the AL and tied for second most in the majors among pitchers with no errors...now has a 49-game errorless streak dating back to his last miscue on April 20, 2015 at Los Angeles (AL)...compiled a 1.74 ERA in the first inning, which tied Arrieta (CHC) for second lowest in the majors (Tanaka, NYY 1.16) among pitchers with 30 or more innings...using the same minimum, it was 10th lowest in Oakland history...logged a 4.59 ERA from the second inning on...went 5-6 with a 3.39 ERA in 14 starts at home compared to 5-5 with a 4.80 ERA in 17 starts on the road...had the ninth lowest home ERA in the AL...surrendered seven home runs in 90.1 innings at home, 15 in 95.2 innings on the road...was 3-5 with a 4.82 ERA in 15 starts against AL West competition compared to 7-6 with a 3.46 ERA in 16 starts against everyone else...his ground ball to fly ball ratio of 2.40 was fourth highest in the AL...the A's were 14-17 (.452) in his starting assignments...walked one batter or fewer in 18 of his 31 starts.

OAKLAND: Allowed four hits or fewer in each of his first three starts, joining John Odom (1969) and Mike Norris (1980) as the only pitchers in Oakland history on an Opening Day roster to allow four hits or fewer while tossing five innings or more in each of their first three starts...picked up his first win of

the season and struck out a career-high eight batters April 20 at New York (AL)...it snapped a career-high six-game losing streak dating back to July 10, 2015...compiled a 5.52 ERA and .276 opponents batting average during the losing streak, which spanned nine starts...struck out in the fifth inning in his first professional at bat that day against the Yankees...hit in the four spot in the order after the A's designated hitter (Lowrie) entered the game following an injury to Valencia...became just the second A's pitcher with a plate appearance in the clean-up spot in the designated hitter era (Ron Flores, June 29, 2006 vs. San Diego)...went 0-for-4 with three strikeouts in 2016...lost each of his next five starts from April 25 to May 19...logged a 7.92 ERA and .361 opponents batting average during the losing streak...allowed 10 hits in back-to-back starts on April 25 at Detroit and May 2 against Seattle...yielded a career-high four home runs in an 11-3 loss at Baltimore May 8...snapped his five-game losing streak in a 3-2 win over Minnesota May 30...that began a career-high six-game winning streak, which doubled his previous best (3, June 24-July 4, 2015) and matched the longest by an A's pitcher in 2016 (Hill)...compiled a 3.25 ERA and .264 opponents batting average during the streak, which spanned 10 starts from May 30 to July 23...went 1-4 with a 5.87 ERA in six starts in May...the losses tied for second in the AL and it marked the first time he has lost four games in a month in his career...issued a career-high tying four walks but allowed just one run in 6.2 innings of work in a 3-1 win at Minnesota July 4...tossed 8.0 innings July 9 at Houston, snapping a streak of 28 consecutive starts of seven innings or fewer dating back to June 18, 2015...that was the fifth longest such streak in Oakland history...tossed a career-high 112 pitches in 7.0 innings in a 7-4 win over Houston July 18...fired his second career complete game in the A's 4-3 win over Tampa Bay on July 23 in Oakland...it was his first complete game win...allowed nine hits, which were the most by an A's pitcher in a complete game since Mark Redman allowed 12 on May 13, 2004 against Detroit...finished July 4-1 with a 2.68 ERA and .219 opponents batting average in five starts...the wins tied for third in the AL and were his most ever in a month...authored his third career complete game and his first shutout, a two-hitter in the A's 9-0 win at Chicago (AL) Aug. 19...tossed just 98 pitches, which were the fewest by an Athletic in a nine-inning complete game since Dana Eveland on May 21, 2008 against Tampa Bay (95)...became the ninth Oakland pitcher since 1987 to toss fewer than 100 pitches in a nine-inning shutout, the first since Rich Harden on July 14, 2005 against Texas (80)...faced just one batter over the minimum to become the 13th pitcher in Oakland history to face 28 batters or fewer in a nine inning complete game (last: Dallas Braden, May 9, 2010 vs. Tampa Bay)...had a no decision in the A's 1-0 win over Boston Sept. 4 in Oakland...tossed 6.1 scoreless innings and a career-high tying 112 pitches...allowed a career-high tying eight runs on a career-high 12 hits in a 14-3 loss to Seattle on Sept. 10.

CAREER

2015—The rookie right-hander went 6-9 with a 4.05 ERA in 21 starts over two stints with the A's before his season ended in late August due to an oblique injury...was on the A's Opening Day roster and went 1-2 with an 8.27 ERA in four starts before he was optioned to Nashville April 26...was brought back May 23 and went 5-2 with a 1.78 ERA over his first nine starts following his return...then went 0-5 with a 5.82 ERA over his final eight starts beginning July 10...was placed on the 15-day disabled list Aug. 24 with a strained left oblique...tied for fourth among American League rookies in games started (21), ranked fifth in innings pitched (115.2), ninth in strikeouts (77) and tied for ninth in wins...had one of seven complete games by an AL rookie...allowed a .276 opponents batting average, including .275 against lefties and .278 against righties...surrendered 11 of his 15 home runs to righties but issued 24 of his 38 walks to lefties...had a .369 slugging percentage against lefties, .474 against righties...opponents hit .271 with the bases empty, .285 with runners on...10 of the 15 home runs he allowed were solo shots...yielded a .356 average against the opponents three, four and five hitters compared to .233 against all other hitters...had a .235 opponents average the first time through the lineup, .289 the second time and .317 after that...was 4-4 with a 3.22 ERA in 11 starts at night, 2-5 with a 5.08 ERA in 10 starts during the day...was 1-9 in 13 starts with two runs of support or fewer, 5-0 in eight starts with three runs of support or more...walked two batters or fewer in 16 of his 21 starts...was on the A's Opening Day roster and made his first Major League start April 9 against Texas...was the losing pitcher in the A's 10-1 loss...yielded a career-high eight runs in 3.1 innings to become the fourth pitcher in Oakland history to allow eight or more runs in his A's debut (last: Clayton Mortensen, 8 on Aug. 8, 2009 at Kansas City)...picked up the first win of his career in his next start April 14 at Houston when he combined with O'Flaherty, Otero, Abad and Clippard on an eight-hit shutout...tossed 5.1 innings and allowed four of the hits...was 1-2 with an 8.27 ERA over his first four starts when he was optioned to Nashville April 26...returned to Oakland May 23 and combined with Scribner and Clippard on a six-hit shutout in the A's 5-0 win that day at Tampa Bay...tossed six innings and allowed three of the hits...had a six-start

streak from June 7 to July 4 where he tossed seven or more innings while allowing two runs or fewer in each start...that was the longest such streak by a rookie pitcher in Oakland history...according to the Elias Sports Bureau, it matches the longest streak by any rookie over the last 20 years (Francisco Liriano, MIN 2006)...it tied for third longest by any pitcher in Oakland history and was the longest since Justin Duchscherer had an eight-game streak from June 11-July 20, 2008...went 3-2 with a 1.26 ERA during the streak...began the streak with a no decision and two losses to become just the second A's pitcher since at least 1914 to toss seven or more innings and allow two runs or fewer in three consecutive starts without earning a win...the other was Orlando Pena for the 1963 Kansas City A's (May 5-15)...tossed his first career complete game in his ninth big league start, an eight-hitter in the A's 1-0 loss at Los Angeles (AL) June 13 (0 bb, 7 so)...tossed seven shutout innings in back-to-back starts June 29 against Colorado and July 4 against Seattle as part of a career-high 19.0-inning scoreless streak from June 24 to July 10...finished the month of June with a 3-2 record and a 1.93 ERA in six starts...ranked fifth in the AL in ERA in the month...was tagged with the loss July 10 at Cleveland to begin a season-ending five-game losing streak...tossed just 1.1 innings in a 4-3 loss at San Francisco July 26, which was the shortest outing of his career as a starter...spun 6.0 shutout innings in a no decision in his final start Aug. 23 against Tampa Bay...was placed on the disabled list with a strained left oblique the next day...went 2-1 with a 1.85 ERA in four starts with Nashville...allowed one home run in 24.1 innings...held the opposition to a .213 batting average, including .118 against left-handed hitters compared to .267 against right-handers...allowed five runs in 5.0 innings in his first start for the loss...then went 2-0 with a 0.93 ERA over his final three starts.

2014—Was named a *Baseball America* Minor League Baseball First Team All-Star after combining for a 14-6 record and a 1.83 ERA in 27 starts with Single-A Lansing, Single-A Dunedin, Double-A New Hampshire and Triple-A Buffalo...then made his Major League debut with Toronto in September in just his second professional season...was recalled from Triple-A Buffalo Sept. 2 and had no decisions and a 3.86 ERA in five relief appearances...allowed a .222 batting average and did not walk a batter in 4.2 innings...yielded a .200 average against right-handed hitters, .250 against left-handers...stranded his only inherited runner but first batters faced were 2-for-5 (.400)...made his debut Sept. 5 at Boston and allowed a single to the only batter he faced, Yoenis Céspedes...he later scored...struck out Nelson Cruz to end the seventh inning in his second outing Sept. 16 at Baltimore for his first strikeout...his 14 minor league wins tied for third most in the all of the minor leagues and his 1.83 ERA ranked fourth among full season minor leaguers...ranked seventh in the minors in innings pitched (167.1)...led the Blue Jays farm system in ERA and wins and ranked fourth in strikeouts (115)...surrendered just two home runs, an average of 0.11 per nine innings...allowed a .232 opponents batting average, including .196 against right-handed hitters compared to .272 against left-handers...compiled a 1.41 ERA over the first five innings of a game, a 4.91 ERA in the sixth inning and a 0.79 ERA from the seventh inning on...did not allow an earned run in the second inning (27.0 ip)...allowed four runs or fewer in all 27 of his starts, including two runs or fewer 23 times...walked two batters or fewer 25 times and tossed at least six innings in 21 of his starts...began the season at Single-A Lansing where he went 2-0 with a 0.34 ERA in four starts...allowed a .126 batting average and opponents were hitless in 14 at bats with runners in scoring position...tossed a season-high 8.1 shutout innings and allowed just one hit and one walk while striking out a season-high seven April 18 at Beloit...was named Midwest League Pitcher of the Week for the week of April 14 to 20...was promoted to Single-A Dunedin of the Florida State League April 30 and logged an 8-4 record and a 2.23 ERA in 16 starts...the wins tied for second most in the FSL during his stint there, which ran through July 27, while his ERA ranked seventh...went 4-0 with a 2.27 ERA in five starts at home...picked up the win in five consecutive starts from May 12 to June 3 (3.14 ERA)...surrendered his first home run of the season May 22 against Ft. Myers but would not allow another until Aug. 7 against Durham...had a 13-start, 87.0-inning, 347-batter homerless streak in between...was 7-2 with a 2.44 ERA over his first 12 starts through June 8...went 7-4 with a 1.39 ERA over his final 15 starts...had a 20.0-inning scoreless streak from June 26 to July 11...was promoted to Double-A New Hampshire July 28 and made just one start for the Fisher Cats that day at Binghamton...picked up the win in a 5-1 decision (6.0 ip, 8 h, 1 r, 1 er, 2 bb, 4 so)...went 3-1 with a 0.93 ERA in six starts overall in July...moved up to Triple-A Buffalo Aug. 1 and went 3-2 with a 1.88 ERA in six starts...ranked third in the International League in ERA in August...had a 17.0-inning scoreless streak from Aug. 12 to 23...was named the A's sixth best prospect by *Baseball America* following the trade.

2013—Was assigned to Single-A Lansing of the Midwest League after signing with Toronto in July...went 1-3 with a 4.31 ERA in 10 starts with the Lugnuts...allowed a .266 opponents batting average,

including .253 against right-handed hitters compared to .280 against left-handers...had a 2.88 ERA over the first four innings of a game compared to 13.50 in the fifth inning...surrendered nine of his 23 runs in the fifth inning...did not pitch after the fifth inning...went 1-2 with a 2.92 ERA in six starts at home, 0-1 with a 6.60 ERA in four starts on the road...tossed a season-high 5.0 innings five times and allowed one earned run in four of those starts...made his professional debut July 14 against Burlington...tossed 2.0 scoreless innings and did not allow a hit while walking one...did not record his first strikeout until his third start July 26 against Dayton...lost each of his first three decisions before recording his first win in his penultimate start of the season Aug. 28 at Lake County...allowed a run on six hits in 5.0 innings in an 11-2 win.

PERSONAL/MISCELLANEOUS

Kendall Chase Graveman was originally signed by Blue Jays scout Brian Johnston...is married, Victoria...attended Mississippi State University...studied mechanical engineering and is an avid supporter of STEM (science, technology, engineering and math) education...regularly helps the A's and Chevron with Science of the Game demonstrations and clinics...graduated from Benjamin Russell HS (Alexander City, AL).

LIFETIME PITCHING RECORD

| Year | Club | W | L | ERA | G | GS | CG | SHO | SV | IP | H | R | ER | HR | HB | BB | IBB | SO | WP | BK |
|------------------|---------------|-----------|-----------|-------------|-----------|-----------|----------|----------|----------|--------------|------------|------------|------------|-----------|-----------|-----------|----------|------------|----------|----------|
| 2013 | Lansing | 1 | 3 | 4.31 | 10 | 10 | 0 | 0 | 0 | 39.2 | 41 | 23 | 19 | 3 | 1 | 13 | 0 | 25 | 0 | 1 |
| 2014 | Lansing | 2 | 0 | 0.34 | 4 | 4 | 0 | 0 | 0 | 26.1 | 11 | 2 | 1 | 0 | 0 | 6 | 0 | 25 | 0 | 0 |
| | Dunedin | 8 | 4 | 2.23 | 16 | 16 | 0 | 0 | 0 | 96.2 | 89 | 29 | 24 | 1 | 4 | 18 | 0 | 64 | 2 | 0 |
| | New Hampshire | 1 | 0 | 1.50 | 1 | 1 | 0 | 0 | 0 | 6.0 | 8 | 1 | 1 | 0 | 0 | 2 | 0 | 4 | 0 | 0 |
| | Buffalo | 3 | 2 | 1.88 | 6 | 6 | 0 | 0 | 0 | 38.1 | 34 | 8 | 8 | 1 | 0 | 5 | 0 | 22 | 0 | 0 |
| | TORONTO | 0 | 0 | 3.86 | 5 | 0 | 0 | 0 | 0 | 4.2 | 4 | 2 | 2 | 0 | 0 | 0 | 0 | 4 | 1 | 0 |
| 2015 | OAKLAND | 6 | 9 | 4.05 | 21 | 21 | 1 | 0 | 0 | 115.2 | 126 | 57 | 52 | 15 | 5 | 38 | 0 | 77 | 4 | 0 |
| | Nashville | 2 | 1 | 1.85 | 4 | 4 | 0 | 0 | 0 | 24.1 | 20 | 9 | 5 | 1 | 0 | 9 | 0 | 14 | 0 | 0 |
| 2016 | OAKLAND | 10 | 11 | 4.11 | 31 | 31 | 2 | 1 | 0 | 186.0 | 196 | 87 | 85 | 22 | 7 | 47 | 2 | 108 | 2 | 0 |
| ML Totals | | 16 | 20 | 4.08 | 57 | 52 | 3 | 1 | 0 | 306.1 | 326 | 146 | 139 | 37 | 12 | 85 | 2 | 189 | 7 | 0 |

CAREER TRANSACTIONS

2012 — Selected by the Miami Marlins organization in the 36th round of the First-Year Player Draft; did not sign. **2013** — Selected by the Toronto Blue Jays organization in the 8th round of the First-Year Player Draft. **2014** — Traded to the Oakland A's with infielder Brett Lawrie, pitcher Sean Nolin and minor league infielder Franklin Barreto for infielder Josh Donaldson, November 28. **2015** — On the disabled list, August 24 to November 2.

VS. THE AMERICAN LEAGUE

| 2016 | | CAREER | | | | | | | | | | | | |
|-------|---|--------|---|---|------|----|-------------|------|---|---|---|---|------|----|
| ERA | W | L | S | G | IP | ER | vs. TEAM | ERA | W | L | S | G | IP | ER |
| 6.52 | 1 | 1 | 0 | 2 | 9.2 | 7 | Baltimore | 7.08 | 1 | 2 | 0 | 6 | 20.1 | 16 |
| 0.00 | 0 | 0 | 0 | 1 | 6.1 | 0 | Boston | 1.35 | 0 | 0 | 0 | 3 | 13.1 | 2 |
| 1.26 | 1 | 1 | 0 | 2 | 14.1 | 2 | Chicago | 1.26 | 1 | 1 | 0 | 2 | 14.1 | 2 |
| 2.77 | 1 | 1 | 0 | 2 | 13.0 | 4 | Cleveland | 2.84 | 1 | 2 | 0 | 4 | 25.1 | 8 |
| 11.57 | 0 | 1 | 0 | 1 | 4.2 | 6 | Detroit | 7.59 | 1 | 1 | 0 | 2 | 10.2 | 9 |
| 4.10 | 2 | 1 | 0 | 4 | 26.1 | 12 | Houston | 4.46 | 3 | 2 | 0 | 6 | 36.1 | 18 |
| — | 0 | 0 | 0 | 0 | 0.0 | 0 | Kansas City | — | 0 | 0 | 0 | 0 | 0.0 | 0 |
| 3.80 | 1 | 0 | 0 | 4 | 23.2 | 10 | Los Angeles | 3.38 | 1 | 1 | 0 | 6 | 34.2 | 13 |
| 2.13 | 2 | 0 | 0 | 2 | 12.2 | 3 | Minnesota | 2.13 | 2 | 0 | 0 | 2 | 12.2 | 3 |
| 2.25 | 1 | 1 | 0 | 2 | 12.0 | 3 | New York | 3.06 | 1 | 1 | 0 | 3 | 17.2 | 6 |
| — | 0 | 0 | 0 | 0 | 0.0 | 0 | Oakland | — | 0 | 0 | 0 | 0 | 0.0 | 0 |
| 6.26 | 0 | 3 | 0 | 5 | 27.1 | 19 | Seattle | 4.82 | 1 | 3 | 0 | 8 | 37.1 | 20 |
| 4.30 | 1 | 1 | 0 | 2 | 14.2 | 7 | Tampa Bay | 2.36 | 2 | 1 | 0 | 4 | 26.2 | 7 |
| 5.11 | 0 | 1 | 0 | 2 | 12.1 | 7 | Texas | 6.35 | 1 | 2 | 0 | 4 | 22.2 | 16 |
| — | 0 | 0 | 0 | 0 | 0.0 | 0 | Toronto | 7.20 | 0 | 2 | 0 | 2 | 10.0 | 8 |

VS. THE NATIONAL LEAGUE

| 2016 | | CAREER | | | | | | | | | | | | |
|------|---|--------|---|---|-----|----|---------------|-------|---|---|---|---|-----|----|
| ERA | W | L | S | G | IP | ER | vs. TEAM | ERA | W | L | S | G | IP | ER |
| 2.25 | 0 | 0 | 0 | 1 | 4.0 | 1 | Cincinnati | 2.25 | 0 | 0 | 0 | 1 | 4.0 | 1 |
| — | 0 | 0 | 0 | 0 | 0.0 | 0 | Colorado | 0.00 | 1 | 0 | 0 | 1 | 7.0 | 0 |
| — | 0 | 0 | 0 | 0 | 0.0 | 0 | San Diego | 2.57 | 0 | 1 | 0 | 1 | 7.0 | 2 |
| 7.20 | 0 | 0 | 0 | 1 | 5.0 | 4 | San Francisco | 11.37 | 0 | 1 | 0 | 2 | 6.1 | 8 |

MONTHLY BREAKDOWN

| 2016 | | CAREER | | | | | | | | | | | | |
|------|---|--------|---|---|------|----|-----------|------|---|---|---|----|------|----|
| ERA | W | L | S | G | IP | ER | by MONTH | ERA | W | L | S | G | IP | ER |
| 4.03 | 1 | 2 | 0 | 4 | 22.1 | 10 | April | 5.82 | 2 | 4 | 0 | 8 | 38.2 | 25 |
| 5.87 | 1 | 4 | 0 | 6 | 30.2 | 20 | May | 4.89 | 2 | 4 | 0 | 8 | 42.1 | 23 |
| 4.33 | 1 | 0 | 0 | 5 | 27.0 | 13 | June | 2.87 | 4 | 2 | 0 | 11 | 69.0 | 22 |
| 2.68 | 4 | 1 | 0 | 5 | 37.0 | 11 | July | 3.57 | 5 | 4 | 0 | 10 | 63.0 | 25 |
| 3.40 | 3 | 2 | 0 | 6 | 39.2 | 15 | August | 3.94 | 3 | 4 | 0 | 10 | 59.1 | 26 |
| 4.91 | 0 | 2 | 0 | 5 | 29.1 | 16 | September | 4.76 | 0 | 2 | 0 | 10 | 34.0 | 18 |

PITCHING BREAKDOWN

| 2016 | | CAREER | | | | | | | | | | | | |
|------|----|--------|---|----|-------|----|-------------|------|----|----|---|----|-------|-----|
| ERA | W | L | S | G | IP | ER | by CATEGORY | ERA | W | L | S | G | IP | ER |
| 3.39 | 5 | 6 | 0 | 14 | 90.1 | 34 | Home | 3.66 | 7 | 10 | 0 | 27 | 152.2 | 62 |
| 4.80 | 5 | 5 | 0 | 17 | 95.2 | 51 | Away | 4.51 | 9 | 10 | 0 | 30 | 153.2 | 77 |
| 4.58 | 4 | 3 | 0 | 10 | 55.0 | 28 | Day | 4.69 | 6 | 8 | 0 | 22 | 109.1 | 57 |
| 3.92 | 6 | 8 | 0 | 21 | 131.0 | 57 | Night | 3.75 | 10 | 12 | 0 | 35 | 197.0 | 82 |
| 4.37 | 5 | 6 | 0 | 17 | 94.2 | 46 | Pre-ASG | 3.91 | 11 | 11 | 0 | 31 | 177.1 | 77 |
| 3.84 | 5 | 5 | 0 | 14 | 91.1 | 39 | Post-ASG | 4.33 | 5 | 9 | 0 | 26 | 129.0 | 62 |
| 4.11 | 10 | 11 | 0 | 31 | 186.0 | 85 | Starter | 4.09 | 16 | 20 | 0 | 52 | 301.2 | 137 |
| — | 0 | 0 | 0 | 0 | 0.0 | 0 | Reliever | 3.86 | 0 | 0 | 0 | 5 | 4.2 | 2 |

BALLPARK BREAKDOWN

| | ERA | W | L | S | G | IP | ER |
|--------------------------|-------|---|----|---|----|-------|----|
| Angel Stadium | 4.57 | 1 | 1 | 0 | 4 | 21.2 | 11 |
| AT&T Park | 11.37 | 0 | 1 | 0 | 2 | 6.1 | 8 |
| Camden Yards | 16.20 | 0 | 2 | 0 | 3 | 6.2 | 12 |
| Comerica Park | 7.59 | 1 | 1 | 0 | 2 | 10.2 | 9 |
| Fenway Park | 2.57 | 0 | 0 | 0 | 2 | 7.0 | 2 |
| Globe Life Arlington | 4.38 | 1 | 0 | 0 | 2 | 12.1 | 6 |
| Great American Ball Park | 2.25 | 0 | 0 | 0 | 1 | 4.0 | 1 |
| Minute Maid Park | 3.65 | 2 | 1 | 0 | 4 | 24.2 | 10 |
| Oakland Coliseum | 3.69 | 7 | 10 | 0 | 24 | 148.2 | 61 |
| Progressive Field | 5.25 | 0 | 2 | 0 | 2 | 12.0 | 7 |
| Rogers Centre | 3.12 | 0 | 1 | 0 | 4 | 8.2 | 3 |
| Safeco Field | 2.70 | 0 | 0 | 0 | 2 | 10.0 | 3 |
| Target Field | 1.35 | 1 | 0 | 0 | 1 | 6.2 | 1 |
| Tropicana Field | 3.09 | 1 | 1 | 0 | 2 | 11.2 | 4 |
| U.S. Cellular Field | 0.00 | 1 | 0 | 0 | 1 | 9.0 | 0 |
| Yankee Stadium | 1.42 | 1 | 0 | 0 | 1 | 6.1 | 1 |

FIELDING STATISTICS

| Pitcher | | | | | | | |
|---------------|-------------|-----------|-----------|-----------|----------|-----------|----------|
| Year | Pct. | G | PO | A | E | TC | DP |
| 2014 | 1.000 | 5 | 1 | 1 | 0 | 2 | 0 |
| 2015 | .917 | 21 | 11 | 11 | 2 | 24 | 1 |
| 2016 | 1.000 | 31 | 15 | 27 | 0 | 42 | 2 |
| Totals | .971 | 57 | 27 | 39 | 2 | 68 | 3 |

GRAVEMAN'S CAREER BESTS

Low Hit Complete Game: 2, August 19, 2016 at Chicago (AL)

Innings Pitched: 9.0 (twice), last: August 19, 2016 at Chicago (AL). As reliever: 2.0, September 25, 2014 vs. Seattle

Strikeouts: 8, April 20, 2016 at New York (AL). As reliever: 3, September 25, 2014 vs. Seattle

Pitches: 112 (twice), last: September 4, 2016 at Boston


Longest Winning Streak: 6, May 30 to July 23, 2016
Longest Losing Streak: 6, July 10, 2015 to April 7, 2016

Longest Scoreless Streak: 19.0, June 24 to July 10, 2015

GRAVEMAN'S 2016 STARTS

2017 ATHLETICS

| Date | Opponent | Score | Dec | ERA | IP | H | R | ER | BB | SO | HR | #PIT |
|----------|---------------------|----------|-----|------|-----|----|---|----|----|----|----|------|
| April 7 | Chicago (AL) | 1-6 | L | 3.38 | 5.1 | 3 | 2 | 2 | 1 | 4 | 1 | 84 |
| April 12 | Los Angeles (AL) | 4-5 | - | 2.38 | 6.0 | 4 | 1 | 1 | 2 | 3 | 0 | 98 |
| April 20 | at New York (AL) | 5-2 | W | 2.04 | 6.1 | 3 | 1 | 1 | 3 | 8 | 1 | 111 |
| April 25 | at Detroit | 3-7 | L | 4.03 | 4.2 | 10 | 6 | 6 | 1 | 4 | 3 | 84 |
| May 2 | Seattle | 3-4 | L | 4.40 | 6.1 | 10 | 4 | 4 | 1 | 6 | 0 | 97 |
| May 8 | at Baltimore | 3-11 | L | 5.74 | 2.2 | 5 | 6 | 6 | 3 | 2 | 4 | 58 |
| May 14 | at Tampa Bay | 0-6 | L | 5.84 | 5.2 | 6 | 4 | 4 | 3 | 1 | 1 | 101 |
| May 19 | New York (AL) | 1-4 | L | 5.48 | 5.2 | 8 | 2 | 2 | 3 | 5 | 0 | 98 |
| May 24 | at Seattle | 5-6 | - | 5.36 | 4.1 | 7 | 2 | 2 | 2 | 3 | 0 | 79 |
| May 30 | Minnesota | 3-2 | W | 5.09 | 6.0 | 6 | 2 | 2 | 3 | 5 | 0 | 85 |
| June 4 | at Houston | 5-6 (12) | - | 5.49 | 4.1 | 7 | 5 | 5 | 1 | 1 | 1 | 74 |
| June 12 | at Cincinnati | 6-1 | - | 5.28 | 4.0 | 7 | 1 | 1 | 2 | 5 | 0 | 76 |
| June 17 | Los Angeles (AL) | 3-2 | - | 4.87 | 7.0 | 3 | 1 | 1 | 1 | 4 | 1 | 91 |
| June 23 | at Los Angeles (AL) | 5-4 | W | 4.68 | 6.2 | 8 | 2 | 2 | 0 | 1 | 0 | 95 |
| June 28 | at San Francisco | 13-11 | - | 4.84 | 5.0 | 9 | 4 | 4 | 1 | 3 | 0 | 77 |
| July 4 | at Minnesota | 3-1 | W | 4.57 | 6.2 | 3 | 1 | 1 | 4 | 3 | 0 | 103 |
| July 9 | at Houston | 3-2 | W | 4.37 | 8.0 | 5 | 2 | 2 | 0 | 3 | 0 | 93 |
| July 18 | Houston | 7-4 | W | 4.25 | 7.0 | 7 | 3 | 2 | 1 | 5 | 1 | 112 |
| July 23 | Tampa Bay | 4-3 | W | 4.15 | 9.0 | 9 | 3 | 3 | 1 | 4 | 0 | 102 |
| July 29 | at Cleveland | 3-5 | L | 4.15 | 6.1 | 6 | 4 | 3 | 2 | 1 | 1 | 94 |
| Aug. 3 | at Los Angeles (AL) | 6-8 | - | 4.46 | 4.0 | 9 | 6 | 6 | 1 | 3 | 2 | 75 |
| Aug. 8 | Baltimore | 3-2 | W | 4.29 | 7.0 | 6 | 1 | 1 | 0 | 4 | 0 | 99 |
| Aug. 13 | Seattle | 3-4 | L | 4.37 | 6.0 | 7 | 4 | 4 | 1 | 2 | 2 | 79 |
| Aug. 19 | at Chicago (AL) | 9-0 | W | 4.09 | 9.0 | 2 | 0 | 0 | 0 | 5 | 0 | 98 |
| Aug. 24 | Cleveland | 5-1 | W | 3.97 | 6.2 | 6 | 1 | 1 | 2 | 2 | 1 | 102 |
| Aug. 30 | at Houston | 1-3 | L | 3.96 | 7.0 | 4 | 3 | 3 | 1 | 1 | 2 | 97 |
| Sept. 4 | Boston | 1-0 | - | 3.81 | 6.1 | 6 | 0 | 0 | 2 | 7 | 0 | 112 |
| Sept. 10 | Seattle | 3-14 | L | 4.13 | 5.0 | 12 | 8 | 8 | 3 | 1 | 0 | 93 |
| Sept. 16 | at Texas | 6-7 | - | 4.21 | 5.1 | 7 | 4 | 4 | 1 | 3 | 0 | 81 |
| Sept. 23 | Texas | 0-3 | L | 4.19 | 7.0 | 4 | 3 | 3 | 0 | 3 | 1 | 77 |
| Sept. 29 | at Seattle | 2-3 | - | 4.11 | 5.2 | 7 | 1 | 1 | 1 | 6 | 0 | 108 |



RIGHT-HANDED PITCHER

Height/Weight: 5-10 / 190 **Bats/Throws:** Right / Right
Birthdate: November 7, 1989 **Opening Day Age:** 27
Birthplace/Resides: Nashville, Tennessee / Nashville, Tennessee
Major League Service: 3 years, 61 days
Obtained: Selected in the 1st round (18th selection overall) of the 2011 First-Year Player Draft.
Contract Status: First year of a one-year contract through 2017

CAREER HIGHLIGHTS

Went 5-11 with a 5.69 ERA in 22 starts in 2016 after going 33-20 with a 2.88 ERA in 76 games, including 74 starts, over his first three seasons with the A's...now has a career ERA of 3.42, which ranks ninth in Oakland history...is seventh in wild pitches (45)...was named to his first American League All-Star Team in 2015...set an Athletics single season record for putouts by a pitcher with 37 in 2015, breaking a 114-year old record...earned American League Pitcher of the Month honors twice in 2014 (April and July)...went 5-3 with a 2.67 ERA in 12 games, 10 starts, as a rookie and also made two ALDS starts against Detroit that year...went 17-17 with a 3.66 ERA in 53 games, all starts, in three seasons in the minors...was Oakland's first round pick in the 2011 First-Year Player Draft...named the A's Minor League Pitcher of the Year in 2013.

2016 HIGHLIGHTS

Went 5-11 with a 5.69 ERA in 22 starts in a season shortened by two stints on the disabled list...his ERA was more than 2½ runs higher than his previous career high of 3.08 in 2014...his five wins follow back-to-back 14-win seasons...also had career highs in losses (11), home runs (18), extra base hits (50), opponents batting average (.286), on-base percentage (.343) and slugging percentage (.475) and matched his high in wild pitches (15)...his average of 7.23 strikeouts per nine innings was a career low and his 3.23 walks per nine innings were a career high...had the second lowest winning percentage in the American League (.313) and the second most wild pitches...the wild pitches tied for sixth most in Oakland history and matched the most by an Athletic over the last 24 years...the winning percentage tied for 10th lowest in Oakland history...among pitchers with 100 or more innings pitched, he had the fourth highest ERA in the AL and the highest by an A's pitcher since 2000 (Olivares, 6.75)...his opponents batting average included a mark of .286 (66-for-231) against right-handed hitters and .286 (67-for-234) against left-handers...surrendered 12 of his 18 home runs to righties...11 of the home runs were solo shots...the eight and nine hitters in the order batted a combined .467 with seven home runs and 21 RBI...however, held the five hitter to a .176 average, no home runs and four RBI...based on a minimum of 100 innings pitched, his .468 average against the number eight hitter was the highest by a Major Leaguer since at least 1974...his .465 average against the nine hitter was third highest over that span and the highest since 1999 (Loaiza, TEX .500)...his mark against the five hitter tied for fourth lowest in the AL in 2016...using the 100 inning minimum, he had the fourth highest average with runners in scoring position in the AL (.330), tied for the fifth highest average when opponents put the first pitch in play (.467) and had the seventh highest average against batters leading off an inning (.321)...had a .233 opponents batting average the first time through the lineup, .318 after that...yielded six runs in an inning once, five runs three times and four runs twice...he allowed 58 of his 80 runs in the single biggest inning of his 22 starts (25.13 ERA)...had a 1.84 ERA in all other innings...went 2-3 with a 7.52 ERA in six starts after the All-Star Break after going 3-8 with a 5.16 ERA in 16 starts before the break...the eight losses were two more than his combined pre-break total from the previous two seasons (20-6, 2.42 ERA in 37 starts)...is now 23-14 with a 3.13 ERA (119 er in 342.0 ip) in 54 career appearances before the All-Star Break compared to 15-17 with a 3.79 ERA (112 er in 266.0 ip) in 44 games after the break...compiled a 2.05 ERA in the first inning, a 3.43 ERA in the second inning and a 7.42 ERA from the third inning on...went 2-8 with a 6.50 ERA in 12 starts on four days rest, 3-3 with a 4.73 ERA in 10 starts on five days rest or more...is now 19-20 with a 3.65 ERA (133 er in 328.0 ip) in 51 career starts on four days rest, 19-11 with a 3.20 ERA (98 er in 276.0 ip) in his other 45 starts...the A's were 7-15 (.318) in his starting assignments...tossed fewer than five innings in five of his starts...had just three such starts over the first three years of his career.

OAKLAND: Was scratched from his scheduled Opening Day start on April 4 against Chicago (AL) due to food poisoning...started two days later against the White Sox and picked up the win in a 2-1 decision...tossed 6.1 innings to go over the 500 innings pitched mark in his career in a 4-1 loss to Los Angeles (AL) on April 11...was 3-1 with a 2.73 ERA and .232 opponents batting over his first four starts through April 22...then went 2-10 with a 6.55 ERA and .300 opponents batting average over his final 18 starts...began a career-high seven-game losing streak April 27 at Detroit when he tossed just 2.0 innings and allowed four runs in a 9-4 loss...at the time, it matched the shortest outing of his career...compiled a 6.16 ERA and .293 opponents batting average during the streak, which spanned 12 starts from April 27 to July 6...the streak of 12 consecutive starts without a win tied for second longest by an A's starter this century (13, Braden, April 29-Sept. 29, 2007; 12, Bassitt, Aug. 9, 2015-April 28, 2016)...went 3-2 with a 3.81 ERA in five starts in April...is now 10-3 with a 2.53 ERA (28 er in 99.2 ip) in 15 career starts in April...the wins and ERA are his best for any month...allowed a career-high tying seven runs in back-to-back starts on May 3 against Seattle and May 9 at Boston...also yielded seven runs July 1 against Pittsburgh, July 21 against Tampa Bay and July 31 at Cleveland...the five starts with seven or more runs match the most in one season in Oakland history (seventh time, last: Redman and Mulder in 2004)...had just two such starts entering the season...surrendered a career-high tying three home runs in a no decision at Tampa Bay May 15 (also Aug. 22, 2015 vs. Tampa Bay)...had three wild pitches May 20 against New York and is the first A's pitcher with three wild pitches in a game since Doug Johns on Sept. 6, 1995 at Boston...went 0-3 with a 9.61 ERA in four starts in May...was 3-5 with a 6.19 ERA in nine starts when he was placed on the 15-day disabled list May 22 retroactive to May 21 with a strained right trapezius...it was his first career stint on the DL...did not make a rehab start before being reinstated from the DL June 5...had a no decision that day at Houston in a 5-2 A's loss...left with a 2-1 lead but Coulombe allowed a run in the sixth for the blown save...it was the first of two times he left with the lead only to have the bullpen blown the save (Axford, June 26 at Los Angeles-AL)...went 0-1 despite a 3.23 ERA in five starts in the month of June...snapped his career-high seven-game losing streak in his first start after the All-Star Break July 16 against Toronto when he allowed three runs on six hits and four walks in 6.0 innings in a 5-4 A's win...fanned Jurickson Profar to start the game July 26 at Texas for the 500th strikeout of his career...went 2-4 with a 7.79 ERA in six starts in July...the losses tied for the most in the AL and it marked the second time in his career he lost four games in a month (Aug. 2014)...the ERA was second highest in the majors (Wisler, ATL 8.89) and second highest of his career (9.61 in May 2016)...had single-month career highs in hits (41), runs (28), earned runs (28) and home runs (7)...took the loss in his only start in August on the 6th against Chicago (NL) and was placed on the disabled list the next day with a strained right forearm...went 2-6 with a 5.43 ERA in 12 starts in between his two stints on the DL...was reinstated Sept. 28 to make one final appearance before the end of the season...started that day at Los Angeles (AL) but tossed just 1.0 inning (1 h, 1 so) and was limited to 18 pitches as he did not have a rehab assignment...the 1.0 inning pitched marked the shortest outing of his career.

CAREER

2015—Was named to his first American League All-Star Team...went 14-7 with a 2.73 ERA in 31 starts and ranked third in the AL in ERA...also ranked second in opponents slugging percentage (.316) and OPS (.590), third in opponents batting average (.217), fourth in opponents on-base percentage (.273), eighth in innings pitched (208.0) and tied for eighth in wins...the batting average and on-base percentage were seventh lowest in Oakland history and the OPS ranked eighth...finished third in AL Cy Young Award voting...led the A's in wins, starts, innings pitched, strikeouts (169), complete games (3) and walks (59)...was 10-3 with a 2.04 ERA, .198 opponents batting average and five home runs in 18 starts before the All-Star Break compared to 4-4 with a 3.74 ERA, .244 opponents batting average and 12 home runs in 13 starts after the break...it marked the second consecutive season he had 10 wins before the break and four after the break...set an Athletics single season record for putouts by a pitcher with 37...broke the previous mark of 35 set by Chick Fraser in 1901...the putouts were the most by a pitcher since Kevin Brown had 41 for the Dodgers in 1999...did not commit an error in 60 chances, which were the most in the majors and second most in Oakland history (Langford, 62 in 1979) among pitchers with no errors...they were the most errorless chances by an AL pitcher since Josh Towers had 60 for Toronto in 2005...had the second most total chances among AL pitchers...also tied for first in the AL in shutouts (2), tied for third in complete games, ranked fourth in fewest pitches per inning (14.8), tied for fourth in wild pitches (13), tied for sixth in winning percentage (.667), seventh in home runs per nine innings (0.74), tied for eighth in opponents grounded into double plays (19) and tied for ninth in opponents reaching on an error (8)...his .217 opponents batting average included a mark of .208 against left-handed hitters compared to .226 against right-handers...it increased to .256 with runners in scor-

ing position...opponents hit .146 with two strikes and .194 the first time through the lineup...held the number eight hitter in the batting order to a .139 batting average, which was the lowest in the AL and second lowest in the majors among pitchers that qualified for the ERA title...yielded a .326 average to the clean-up hitter, .203 against all other spots in the order...was 8-3 with a 2.63 ERA and five home runs in 16 starts on the road compared to 6-4 with a 2.82 ERA and 12 home runs in 15 starts at home...the road ERA was eighth lowest in Oakland history...it was second lowest over the last 34 years to his mark of 2.51 in 2014...was 5-2 with a 1.78 ERA in nine starts during the day compared to 9-5 with a 3.12 ERA in 22 starts at night...his day ERA ranked sixth lowest in Oakland history among pitchers with at least 50 day innings and is the lowest since Tim Hudson had a 1.39 ERA in 2003...went 8-3 against AL West competition, 6-4 against everyone else...logged a 2-1 record and a 1.69 ERA in three interleague starts...ranked sixth in the majors in interleague ERA...was 12-1 in 20 starts with three runs of support or more compared to 2-6 in 11 starts with two runs or fewer...the A's bullpen blew a save in six of his starts...was the A's Opening Day starter for the second consecutive season and became the first A's pitcher to start consecutive openers since Barry Zito in 2005 and 2006...combined with Scribner on a one-hit shutout in the A's 8-0 win over Texas and is now 1-0 with a 0.00 ERA (14.0 ip, 6 h, 4 bb, 10 so) in two career Opening Day starts...tossed 8.0 shutout innings and allowed just one hit to become the first pitcher to toss eight or more innings and allow one hit or fewer in an opener since Bob Lemon one-hit the White Sox for Cleveland in 1953...tossed a shutout in his final start of 2014 and had a career-high 20.0-inning scoreless streak from Sept. 23, 2014 to April 11, 2015...allowed a career-high 11 hits in 6.0 innings in a 6-4 loss at Kansas City April 17...had a streak of five consecutive games with a wild pitch from April 22 to May 13, which was the longest such streak in Oakland history...it was the longest by an A's pitcher since Stu Flythe also had a five-game streak from July 1 to 31, 1936...went 3-0 with a 1.98 ERA in five starts in April...it was the second time in his career he posted an ERA under 2.00 in month (1.03 in July, 2014)...then went 5-3 with a 1.37 ERA and .190 opponents average over a nine-start stretch from May 3 to June 14...struck out 10 while walking a career-high seven batters in 6.2 shutout innings in a 7-1 win at Texas May 3...the seven walks matched the most by an A's pitcher since at least 1914 in a game with 10 or more strikeouts (Bobby Shantz, May 30, 1952 vs. New York, G#1)...they equaled the most in Oakland history by a pitcher who did not allow a run (third time, last: Eric Plunk, July 26, 1986 vs. Toronto)...it was his second career game with 10 or more strikeouts...struck out nine batters in each of his next two starts, giving him three consecutive starts with nine or more strikeouts...that matched the longest such streak by an A's pitcher over the last 44 years (fourth time, last: Jeff Samardzija from Aug. 25-Sept. 5, 2014)...made his 50th career start May 8 at Seattle and had a no decision in a 4-3, 11-inning loss...was charged with his first loss May 13 against Boston after starting the season 4-0 for the first time in his career...it snapped a five-game winning streak dating back to Sept. 28, 2014...posted a 1.40 ERA and .194 opponents batting average during that streak, which spanned eight starts...left his start May 24 at Tampa Bay after 5.0 scoreless innings with a right ankle contusion but did not miss a start...finished May 3-2 with a 1.67 ERA in six starts, his second consecutive month with an ERA under 2.00 and the third of his career...ranked third in the AL in May ERA...had 41 strikeouts, which tied for third most in Oakland history in May and fell three short of the record of 44 (Chuck Dobson in 1968, Vida Blue in 1971)...it was his first month with 40 or more strikeouts...missed a turn in the rotation at the end of June due to gastroenteritis caused by salmonella...was named to his first AL All-Star team after placing third in player voting among starting pitchers...elected not to be active in the game as he pitched in the Sunday before the game at Cleveland...tossed a two-hit, 2-0 shutout against the Indians July 12...it was his third career complete game, all of which have been shutouts, and his second two-hitter...also started the A's first game after the break July 17 against Minnesota to become the seventh pitcher in Oakland history to start consecutive team games...is the first to do it since Dave Stewart in 1991...tossed his fourth career complete game and shutout, a three-hitter in a 2-0 win at Los Angeles (NL) July 28...singled in the eighth inning off Pedro Baez for his first Major League hit...it was his second consecutive shutout on the road and he had a 24.0-inning road scoreless streak from July 7 to Aug. 17, which fell one inning short of the Oakland record...added complete game number five two starts later, a five-hitter in the A's 3-1 win over Houston Aug. 7 in Oakland...it was his first complete game in the Coliseum and it gave him three complete games over a six-start stretch...it ran his record to 12-4 with a 2.06 ERA and .198 opponents batting average in 23 starts...missed his next start due to back spasms and went 2-3 with a 5.05 ERA and .277 opponents average over his final eight starts...surrendered a career-high three home runs, all solo shots, in a no decision on Aug. 22 against Tampa Bay...matched his career high by allowing seven runs in the A's 8-7, 14-inning loss at Chicago (AL) Sept. 14...went 2-1 despite a 6.84 ERA in five starts in September.

2014—Spent the entire season in the starting rotation in his first full season with the A's and went 14-10 with a 3.08 ERA in 33 starts...tied for second in the American League in shutouts (2), ranked fifth in opponents batting average (.232) and slugging percentage (.327), tied for sixth in complete games (2), seventh in innings pitched (219.0), eighth in ERA, tied for eighth in games started and ninth in strikeouts (183)...led the A's in strikeouts, games started and innings pitched...his 183 strikeouts were the 10th highest single season total in Oakland history...they were third most in Oakland history by a pitcher 24-years old or younger behind Vida Blue (301 strikeouts in 1971 at age 21) and Barry Zito (205 strikeouts in 2001 at age 23)...his 219.0 innings pitched were third most by an Oakland pitcher 24-years old or younger since 1981...they were the most by any A's pitcher since Joe Blanton tossed 230.0 innings in 2007...also ranked third in the AL in wild pitches (15), tied for third in walks and tied for seventh in opponents grounded into double plays (21)...the wild pitches tied for sixth most in Oakland history...was 10-3 with a 2.79 ERA in 19 starts before the All-Star Break...ranked seventh in the AL in ERA and tied for seventh in wins at the break...then went 4-7 with a 3.47 ERA in 14 starts after the break...tied for third in the AL in post-break losses...his .232 opponents batting average included a .221 mark against left-handed hitters compared to .245 against right-handers...allowed 10 of his 15 home runs to left-handers...13 were solo shots...held the opponents clean-up hitter to a .169 batting average and .270 slugging percentage, both of which ranked second lowest in the AL among qualifiers for the ERA title...the batting average and slugging percentage were fourth lowest in Oakland history...yielded a .215 average to batters leading off an inning, which was ninth lowest in the AL...had the sixth lowest slugging percentage in that situation (.317)...was 6-3 with a 2.51 ERA and .212 opponents batting average in 15 starts on the road and allowed just five home runs in 104.0 innings...had the third lowest road opponents batting average in the AL and the fifth lowest ERA...his road ERA was fourth lowest in Oakland history and the lowest since Mike Torrez logged a 2.50 ERA in 1976...was 10-4 with a 2.64 ERA in 16 starts against AL West competition compared to 4-6 with a 3.54 ERA in 17 starts against everyone else...received two runs of support or fewer in 16 of his 33 starts and was 1-10 in those games...was 13-0 with support of three runs or more...the A's were shut out 11 times, including five times in games he started...averaged 15.0 pitches per inning, which was seventh lowest in the AL...opponents had eight sacrifice hits, which were the most in the AL...ranked second among AL pitchers in assists (41) and total chances (62) and tied for fourth in putouts (18)...the total chances tied for ninth most in Oakland history by a pitcher...made his first career Opening Day start on March 31 against Cleveland and had a no decision in the A's 2-0 loss...tossed 6.0 shutout innings to become just the second starting pitcher in Oakland history to not allow a run on Opening Day (Tim Hudson, 2003)...at the age of 24 years and 144 days, he became the fifth youngest Opening Day starting pitcher in Oakland history (Blue, Hunter, Cahill, Odom)...went 3-0 with a 1.80 ERA over his first four starts to extended his career-high winning streak to six games dating back to Sept. 11, 2013...posted a 2.35 ERA over that eight-start stretch and allowed just two home runs in 46.0 innings...tossed his first career complete game and shutout April 28 at Texas, a two-hitter in the A's 4-0 win...became just the fifth pitcher to allow two hits or fewer in a shutout at Globe Life Park...went 4-1 with a 2.06 ERA and .211 opponents batting average in five starts in April and was named AL Pitcher of the Month...tied for the AL lead in wins and ranked fourth in ERA...allowed four runs in 6.0 innings May 27 against Detroit to snap his season-opening streak of 10 consecutive starts with six innings or more and three runs or fewer...that is the longest such streak to start a season by an Athletics pitcher since at least 1914...matched his career-high with a six-game winning streak from June 18 to July 26 (2.11 ERA, .218 opponents batting average)...had a streak of six consecutive starts from July 3 to August 1 where he allowed one earned run or fewer while tossing six or more innings...that matched the longest such streak by an A's pitcher since at least 1914 (Cory Lidle, Aug. 4-31, 2002)...was 5-1 with a 1.07 ERA and .188 opponents batting average during the streak...was named AL Pitcher of the Month for the second time after going 5-0 with a 1.03 ERA in five starts in July...is the third A's pitcher to win the award twice in one season along with Barry Zito (August and September, 2001) and Dave Stewart (April and September, 1990)...was one of two pitchers in the majors to win five games in July (Price, TB)...his ERA was third lowest in the majors in July...based on a minimum of 30.0 innings pitched, he had the lowest July ERA by an A's pitcher since at least 1914 and the sixth lowest single month ERA by any pitcher in Oakland history...allowed 10 hits Aug. 6 against Tampa Bay, snapping a streak of 28 consecutive starts of five innings or more and fewer than 10 hits...that matched the third longest such streak by an Athletic since at least 1914...struck out a career-high 12 batters in 7.0 innings in the A's 2-0 loss to Los Angeles (AL) Sept. 23...the strikeouts were the most by an Athletic since Dan Haren also fanned 12 on Aug. 27, 2006 at Texas...then tossed his second career complete game, a six-hit, 4-0 shutout at Texas Sept. 28 in the final game of the season to clinch a playoff berth for the A's (0 bb, 5 so)...became the second pitcher in Oakland history to toss a complete game to

clinch a playoff appearance (Dave Stewart, Sept. 25, 1990 at Kansas City)...earned AL Co-Player of the Week honors for his effort, an honor he shared with teammate Josh Reddick.

2013—Spent most of the season at Triple-A Sacramento where he was 10-7 with a 3.42 ERA in 20 starts...also had two stints with the A's...after making two relief appearances in his Major League debut in July, he returned to Oakland Aug. 10 and finished the season in the starting rotation...was 5-3 with a 2.67 ERA in 12 games, 10 starts, with the A's...also went 0-1 with a 2.08 ERA in two ALDS starts against Detroit...based upon a minimum of 60 innings pitched, he had the lowest opponents on-base percentage among American League rookies (.272), ranked second in opponents batting average (.214) and slugging percentage (.298) and third in ERA...struck out 67 batters in 64.0 innings and his average of 9.42 strikeouts per nine innings was second best (Allen, CLE 11.26)...allowed just four home runs, an average of 0.56 per nine innings...yielded 20 of his 22 runs over the first three innings of a game...had a 0.53 ERA, .132 opponents average and no home runs from the fourth inning on...did not allow a run after the fifth inning (14.2 ip)...was 3-1 with a 1.99 ERA in six starts in Oakland...his opponents batting average included a .198 mark against right-handed hitters compared to .226 against left-handers...allowed a .194 opponents batting average to hitters leading off an inning...surrendered one double (.210 slugging percentage) and issued just four walks (.242 on-base percentage)...compiled a 5-3 record and a 2.85 ERA in his nine starts...did not allow a run in his two relief appearances (4.0 ip)...was 2-1 with a 1.72 ERA in seven games at night...had a 2-1 record and a 1.25 ERA in six games against AL West teams...was 3-1 with a 1.57 ERA in five starts on five days rest or more...averaged 7.50 runs of support in his 10 starts...was selected from Sacramento July 10 and made his Major League debut that day at Pittsburgh...entered the game in the fifth inning and tossed 2.0 scoreless innings...struck out the first batter he faced, Clint Barmes...also tossed 2.0 shutout innings July 19 at Los Angeles (AL) before he was optioned to Sacramento July 19...returned to Oakland Aug. 10 and spent the remainder of the season in the starting rotation...made his first ML start Aug. 10 at Toronto and allowed four runs, two earned, in 6.0 innings for the loss in a 5-4 decision...then picked up his first big league win in his second start when he combined with Dan Otero on a five-hit shutout in a 5-0 win over Houston Aug. 15 (8.0 ip, 4 h, 1 bb, 9 so)...allowed just two hits in 7.0 innings in a no decision against Seattle Aug. 20...it was his third consecutive start with four hits or fewer...joins A.J. Griffin (June 24-July 4, 2012) as the only Athletics pitchers since 1916 to toss six or more innings and allow four hits or fewer in each of their first three career starts...went 4-1 with a 2.27 ERA and .230 opponents batting average over his final six starts...finished September with a 3-1 record and a 2.79 ERA in five starts...started Game 2 of the ALDS against Detroit and combined with Grant Balfour on a four-hit shutout in the A's 1-0 win (8.0 ip, 4 h, 2 bb, 9 so)...according to the Elias Sports Bureau, he became the third rookie to strikeout at least nine without allowing a run in a postseason game (Dave Righetti, Game 2 of 1981 ALDS; Mike Boddicker, Game 2 of 1983 ALCS)...is the fourth pitcher with 10 or fewer career regular seasons starts that has not allowed a run in a postseason start (Duster Mails, Game 6 of 1920 World Series; Brandon Backe, Game 5 of 2004 NLCS; Matt Moore, Game 1 of 2011 ALDS)...also started Game 5 and allowed three runs on six hits and four walks in 5.0 innings for the loss in a 3-0 decision...had surgery for a fractured left thumb following the season...the surgery, an internal fixation with a screw to repair the thumb fracture, was performed by Dr. Thomas Graham at the Cleveland Clinic Hospital Oct. 18...ranked fourth in the Pacific Coast League in ERA (3.42), tied for fifth in wins (10) and complete games (1) and tied for seventh in strikeouts (118)...led the league in strikeouts per nine innings (8.97)...ranked fourth in the A's farm system in ERA, tied for fifth in wins and sixth in strikeouts...was named the A's organization Minor League Pitcher of the year and was also a *Baseball America* Triple-A All-Star...surrendered just five home runs in 118.1 innings, an average of 0.38 per nine innings...allowed a .259 opponents batting average, including .244 against left-handed hitters...tossed a complete game four-hitter May 1 at Fresno a 4-1 win...struck out a season-high 11 batters and did not issue a walk in 7.0 innings in a no decision against New Orleans May 21...logged a 2.38 ERA in seven starts in May but was just 3-3...struck out 46 batters in 41.2 innings...was named to the Triple-A All-Star Game but did not pitch as he was promoted to Oakland July 10...was rated as having the best breaking ball and best control in the Pacific Coast League by *Baseball America*.

2012—Spent the entire season at Double-A Midland, with the exception of one start with Triple-A Sacramento in September...was 6-9 with a 4.14 ERA in 26 games, all starts, with the RockHounds...tied for the Texas League lead in shutouts (1), tied for second in complete games (1), ranked third in innings pitched (148.0) and tied for fourth in games started...had a no decision in his one regular season start with Sacramento, allowing four runs in 4.0 innings (9.00 ERA)...combined for a 4.26 ERA in 27

starts overall...tied for second in the A's farm system in complete games (1) and ranked third in innings pitched (152.0 ip)...surrendered just eight home runs in 152.0 innings (0.47 per nine innings)...allowed a .271 opponents batting average, including .250 against right-handed hitters...led TL pitchers in total chances (51) and errors (6)...was named the A's fifth best prospect by *Baseball America* following the season...was also tabbed as having the best curveball in the A's farm system by the magazine...tossed 3.0 scoreless and hitless innings May 19 against Corpus Christi and was placed on the disabled list the next day with a contusion on his right finger...was reinstated May 27...tossed a seven-inning complete game shutout July 18 against Corpus Christi (8 h, 1 bb, 2 so)...was transferred to Sacramento Sept. 1 and made his lone regular season start for the River Cats Sept. 3 at Salt Lake City, a no decision in a 16-9 loss (4.0 ip, 10 h, 4 r, 4 er, 1 bb, 2 so)...also made one postseason start for Sacramento, a no decision (6.0 ip, 8 h, 3 r, 3 er, 1 bb, 5 so, 4.50 ERA).

2011—The A's first round selection in the First-Year Player Draft signed July 25 and combined for a 1-1 record and 0.82 ERA in six starts with the A's affiliate in the Arizona Rookie League and Double-A Midland...did not surrender a home run in 22.0 innings...allowed a .241 opponents batting average, including .206 against right-handed hitters...made his professional debut Aug. 7 at the Rangers Arizona Rookie League affiliate, absorbing the loss in a 6-3 decision...allowed a run on four hits in 2.0 innings and struck out two...was transferred to Midland Aug. 11 and went 1-0 with a 0.45 ERA in five starts...did not allow a run in his first four outings, giving him a 19.1-inning scoreless streak from Aug. 7 to Sept. 5...recorded his first pro win Aug. 31 at San Antonio (5.0 ip, 1 h, 1 bb, 3 so)...was rated as the A's third-best prospect by *Baseball America* following the season.

PERSONAL/MISCELLANEOUS

Sonny Douglas Gray was originally signed by A's scout Matt Ranson...is married, Jessica...has a son, Gunnar...graduated from Smyrna (TN) High School in 2008...originally drafted by the Chicago Cubs in the 27th round that year...did not sign and attended Vanderbilt University...left the Commodores ranking second on the school's all-time win list (27) and fourth in strikeouts (317)...went 12-4 with a 2.43 ERA in 2011 to lead Vanderbilt to its first-ever College World Series appearance...was named second-team All-SEC in 2010 and 2011...was a Louisville Slugger Freshman All-American in 2009...pitched for the USA National Team in 2009 and 2010...was named *Baseball America* Summer Player of the Year in 2010...signed autographs for elementary school students at the Oakland Zoo and visited the Salvation Army as part of the A's Holiday Caravan in 2014.

LIFETIME PITCHING RECORD

| Year | Club | W | L | ERA | G | GS | CG | SHO | SV | IP | H | R | ER | HR | HB | BB | IBB | SO | WP | BK |
|------------------|------------|-----------|-----------|-------------|-----------|-----------|----------|----------|----------|--------------|------------|------------|------------|-----------|-----------|------------|----------|------------|-----------|----------|
| 2011 | AZL A's | 0 | 1 | 4.50 | 1 | 0 | 0 | 0 | 0 | 2.0 | 4 | 1 | 1 | 0 | 0 | 0 | 0 | 2 | 0 | 0 |
| | Midland | 1 | 0 | 0.45 | 5 | 5 | 0 | 0 | 0 | 20.0 | 15 | 1 | 1 | 0 | 0 | 6 | 0 | 18 | 2 | 0 |
| 2012 | Midland | 6 | 9 | 4.14 | 26 | 26 | 1 | 1 | 0 | 148.0 | 148 | 73 | 68 | 8 | 4 | 57 | 0 | 97 | 16 | 1 |
| | Sacramento | 0 | 0 | 9.00 | 1 | 1 | 0 | 0 | 0 | 4.0 | 10 | 4 | 4 | 0 | 1 | 1 | 0 | 2 | 1 | 0 |
| 2013 | Sacramento | 10 | 7 | 3.42 | 20 | 20 | 1 | 0 | 0 | 118.1 | 117 | 51 | 45 | 5 | 0 | 39 | 0 | 118 | 10 | 0 |
| | OAKLAND | 5 | 3 | 2.67 | 12 | 10 | 0 | 0 | 0 | 64.0 | 51 | 22 | 19 | 4 | 0 | 20 | 0 | 67 | 2 | 1 |
| 2014 | OAKLAND | 14 | 10 | 3.08 | 33 | 33 | 2 | 2 | 0 | 219.0 | 187 | 84 | 75 | 15 | 7 | 74 | 2 | 183 | 15 | 0 |
| 2015 | OAKLAND | 14 | 7 | 2.73 | 31 | 31 | 3 | 2 | 0 | 208.0 | 166 | 71 | 63 | 17 | 2 | 59 | 0 | 169 | 13 | 0 |
| 2016 | OAKLAND | 5 | 11 | 5.69 | 22 | 22 | 0 | 0 | 0 | 117.0 | 133 | 80 | 74 | 18 | 2 | 42 | 0 | 94 | 15 | 0 |
| ML Totals | | 38 | 31 | 3.42 | 98 | 96 | 5 | 4 | 0 | 608.0 | 537 | 257 | 231 | 54 | 11 | 195 | 2 | 513 | 45 | 1 |

CAREER TRANSACTIONS

2008 — Selected by the Chicago Cubs organization in the 27th round of the First-Year Player Draft; did not sign.
2011 — Selected by the Oakland Athletics organization in the 1st round (18th selection overall) of the First-Year Player Draft.
2016 — On the disabled list, May 21 to June 4. On the disabled list, August 7 to September 27.

DIVISION SERIES RECORD

| Year | Club/Opp. | W | L | ERA | G | GS | CG | SHO | SV | IP | H | R | ER | HR | HB | BB | IBB | SO | WP | BK |
|------|-------------|---|---|------|---|----|----|-----|----|------|----|---|----|----|----|----|-----|----|----|----|
| 2013 | OAK vs. DET | 0 | 1 | 2.08 | 2 | 2 | 0 | 0 | 0 | 13.0 | 10 | 3 | 3 | 1 | 0 | 6 | 1 | 12 | 0 | 0 |

ALL-STAR GAME RECORD

| Year | Club/Site | W | L | ERA | G | GS | CG | SHO | SV | IP | H | R | ER | HR | HB | BB | IBB | SO | WP | BK |
|------|-----------|---|---|-----|---|----|----|-----|----|----|---|---|----|----|----|----|-----|----|----|----|
| 2015 | A.L./Cin. | | | | | | | | | | | | | | | | | | | |

(Did not pitch)

VS. THE AMERICAN LEAGUE

| 2016 | | CAREER | | | | | | | | | | | | |
|-------|---|--------|---|---|------|----|-------------|------|---|---|---|----|------|----|
| ERA | W | L | S | G | IP | ER | vs. TEAM | ERA | W | L | S | G | IP | ER |
| — | 0 | 0 | 0 | 0 | 0.0 | 0 | Baltimore | 5.57 | 1 | 3 | 0 | 4 | 21.0 | 13 |
| 17.18 | 0 | 1 | 0 | 1 | 3.2 | 7 | Boston | 5.40 | 0 | 2 | 0 | 3 | 16.2 | 10 |
| 1.29 | 1 | 0 | 0 | 1 | 7.0 | 1 | Chicago | 5.29 | 1 | 0 | 0 | 3 | 17.0 | 10 |
| 18.90 | 0 | 1 | 0 | 1 | 3.1 | 7 | Cleveland | 2.59 | 2 | 1 | 0 | 5 | 31.1 | 9 |
| 18.00 | 0 | 1 | 0 | 1 | 2.0 | 4 | Detroit | 4.50 | 1 | 1 | 0 | 3 | 16.0 | 8 |
| 1.80 | 0 | 0 | 0 | 1 | 5.0 | 1 | Houston | 2.53 | 4 | 2 | 0 | 8 | 53.1 | 15 |
| 1.50 | 1 | 0 | 0 | 1 | 6.0 | 1 | Kansas City | 2.77 | 1 | 2 | 0 | 4 | 26.0 | 8 |
| 3.38 | 0 | 1 | 0 | 3 | 13.1 | 5 | Los Angeles | 3.21 | 5 | 3 | 0 | 14 | 84.0 | 30 |
| 1.50 | 0 | 1 | 0 | 1 | 6.0 | 1 | Minnesota | 4.91 | 2 | 2 | 0 | 4 | 22.0 | 12 |
| 10.80 | 0 | 1 | 0 | 1 | 3.1 | 4 | New York | 4.44 | 1 | 2 | 0 | 4 | 24.1 | 12 |
| — | 0 | 0 | 0 | 0 | 0.0 | 0 | Oakland | — | 0 | 0 | 0 | 0 | 0.0 | 0 |
| 9.00 | 0 | 1 | 0 | 1 | 7.0 | 7 | Seattle | 2.86 | 4 | 2 | 0 | 10 | 66.0 | 21 |
| 8.44 | 0 | 1 | 0 | 2 | 10.2 | 10 | Tampa Bay | 4.22 | 2 | 2 | 0 | 7 | 42.2 | 20 |
| 6.00 | 1 | 0 | 0 | 2 | 12.0 | 8 | Texas | 2.51 | 8 | 3 | 0 | 12 | 82.1 | 23 |
| 4.15 | 2 | 0 | 0 | 2 | 13.0 | 6 | Toronto | 3.00 | 3 | 1 | 0 | 5 | 33.0 | 11 |

VS. THE NATIONAL LEAGUE

| 2016 | | CAREER | | | | | | | | | | | | |
|-------|---|--------|---|---|-----|----|---------------|------|---|---|---|---|------|----|
| ERA | W | L | S | G | IP | ER | vs. TEAM | ERA | W | L | S | G | IP | ER |
| — | 0 | 0 | 0 | 0 | 0.0 | 0 | Arizona | 2.84 | 0 | 1 | 0 | 1 | 6.1 | 2 |
| — | 0 | 0 | 0 | 0 | 0.0 | 0 | Atlanta | 6.75 | 0 | 1 | 0 | 1 | 5.1 | 4 |
| 3.60 | 0 | 1 | 0 | 1 | 5.0 | 2 | Chicago | 3.60 | 0 | 1 | 0 | 1 | 5.0 | 2 |
| 2.35 | 0 | 1 | 0 | 1 | 7.2 | 2 | Cincinnati | 2.35 | 0 | 1 | 0 | 1 | 7.2 | 2 |
| — | 0 | 0 | 0 | 0 | 0.0 | 0 | Colorado | — | 0 | 0 | 0 | 0 | 0.0 | 0 |
| — | 0 | 0 | 0 | 0 | 0.0 | 0 | Los Angeles | 0.00 | 1 | 0 | 0 | 1 | 9.0 | 0 |
| — | 0 | 0 | 0 | 0 | 0.0 | 0 | Miami | 9.00 | 0 | 0 | 0 | 1 | 5.0 | 5 |
| 1.50 | 0 | 0 | 0 | 1 | 6.0 | 1 | Milwaukee | 1.50 | 0 | 0 | 0 | 1 | 6.0 | 1 |
| — | 0 | 0 | 0 | 0 | 0.0 | 0 | New York | — | 0 | 0 | 0 | 0 | 0.0 | 0 |
| — | 0 | 0 | 0 | 0 | 0.0 | 0 | Philadelphia | — | 0 | 0 | 0 | 0 | 0.0 | 0 |
| 10.50 | 0 | 1 | 0 | 1 | 6.0 | 7 | Pittsburgh | 7.88 | 0 | 1 | 0 | 2 | 8.0 | 7 |
| — | 0 | 0 | 0 | 0 | 0.0 | 0 | St. Louis | — | 0 | 0 | 0 | 0 | 0.0 | 0 |
| — | 0 | 0 | 0 | 0 | 0.0 | 0 | San Diego | — | 0 | 0 | 0 | 0 | 0.0 | 0 |
| — | 0 | 0 | 0 | 0 | 0.0 | 0 | San Francisco | 2.08 | 2 | 0 | 0 | 2 | 13.0 | 3 |
| — | 0 | 0 | 0 | 0 | 0.0 | 0 | Washington | 3.86 | 0 | 0 | 0 | 1 | 7.0 | 3 |

MONTHLY BREAKDOWN

| 2016 | | CAREER | | | | | | | | | | | | |
|------|---|--------|---|---|------|----|-----------|------|----|---|---|----|-------|----|
| ERA | W | L | S | G | IP | ER | by MONTH | ERA | W | L | S | G | IP | ER |
| — | 0 | 0 | 0 | 0 | 0.0 | 0 | March | 0.00 | 0 | 0 | 0 | 1 | 6.0 | 0 |
| 3.81 | 3 | 2 | 0 | 5 | 28.1 | 12 | April | 2.53 | 10 | 3 | 0 | 15 | 99.2 | 28 |
| 9.61 | 0 | 3 | 0 | 4 | 19.2 | 21 | May | 3.89 | 4 | 5 | 0 | 15 | 90.1 | 39 |
| 3.23 | 0 | 1 | 0 | 5 | 30.2 | 11 | June | 3.72 | 5 | 4 | 0 | 15 | 94.1 | 39 |
| 7.79 | 2 | 4 | 0 | 6 | 32.1 | 28 | July | 3.46 | 9 | 5 | 0 | 18 | 109.1 | 42 |
| 3.60 | 0 | 1 | 0 | 1 | 5.0 | 2 | August | 3.16 | 4 | 9 | 0 | 17 | 111.0 | 39 |
| 0.00 | 0 | 0 | 0 | 1 | 1.0 | 0 | September | 4.07 | 6 | 5 | 0 | 17 | 97.1 | 44 |

PITCHING BREAKDOWN

| 2016 | | CAREER | | | | | | | | | | | | |
|------|---|--------|---|----|-------|----|-------------|------|----|----|---|----|-------|-----|
| ERA | W | L | S | G | IP | ER | by CATEGORY | ERA | W | L | S | G | IP | ER |
| 5.80 | 3 | 6 | 0 | 11 | 63.2 | 41 | Home | 3.58 | 20 | 18 | 0 | 50 | 324.2 | 129 |
| 5.57 | 2 | 5 | 0 | 11 | 53.1 | 33 | Away | 3.24 | 18 | 13 | 0 | 48 | 283.1 | 102 |
| 4.19 | 2 | 3 | 0 | 8 | 43.0 | 20 | Day | 3.10 | 16 | 10 | 0 | 34 | 209.1 | 72 |
| 6.57 | 3 | 8 | 0 | 14 | 74.0 | 54 | Night | 3.59 | 22 | 21 | 0 | 64 | 398.2 | 159 |
| 5.16 | 3 | 8 | 0 | 16 | 90.2 | 52 | Pre-ASG | 3.13 | 23 | 14 | 0 | 54 | 342.0 | 119 |
| 7.52 | 2 | 3 | 0 | 6 | 26.1 | 22 | Post-ASG | 3.79 | 15 | 17 | 0 | 44 | 266.0 | 112 |
| 5.69 | 5 | 11 | 0 | 22 | 117.0 | 74 | Starter | 3.44 | 38 | 31 | 0 | 96 | 604.0 | 231 |
| — | 0 | 0 | 0 | 0 | 0.0 | 0 | Reliever | 0.00 | 0 | 0 | 0 | 2 | 4.0 | 0 |

BALLPARK BREAKDOWN

| | ERA | W | L | S | G | IP | ER |
|--------------------------|------|----|----|---|----|-------|-----|
| Angel Stadium | 1.76 | 2 | 0 | 0 | 6 | 30.2 | 6 |
| Camden Yards | 7.53 | 0 | 3 | 0 | 3 | 14.1 | 12 |
| Chase Field | 2.84 | 0 | 1 | 0 | 1 | 6.1 | 2 |
| Comerica Park | 3.60 | 1 | 1 | 0 | 2 | 10.0 | 4 |
| Dodger Stadium | 0.00 | 1 | 0 | 0 | 1 | 9.0 | 0 |
| Fenway Park | 8.38 | 0 | 1 | 0 | 2 | 9.2 | 9 |
| Globe Life Arlington | 1.45 | 6 | 0 | 0 | 6 | 43.1 | 7 |
| Great American Ball Park | 2.35 | 0 | 1 | 0 | 1 | 7.2 | 2 |
| Kauffman Stadium | 4.15 | 0 | 1 | 0 | 2 | 13.0 | 6 |
| Marlins Park | 9.00 | 0 | 0 | 0 | 1 | 5.0 | 5 |
| Minute Maid Park | 5.28 | 0 | 1 | 0 | 3 | 15.1 | 9 |
| Oakland Coliseum | 3.58 | 20 | 18 | 0 | 50 | 324.2 | 129 |
| PNC Park | 0.00 | 0 | 0 | 0 | 1 | 2.0 | 0 |
| Progressive Field | 3.93 | 2 | 1 | 0 | 3 | 18.1 | 8 |
| Rogers Centre | 3.46 | 1 | 1 | 0 | 2 | 13.0 | 5 |
| Safeco Field | 1.07 | 3 | 0 | 0 | 5 | 33.2 | 4 |
| Target Field | 2.45 | 1 | 1 | 0 | 2 | 11.0 | 3 |
| Tropicana Field | 1.93 | 1 | 0 | 0 | 3 | 18.2 | 4 |
| Turner Field | 6.75 | 0 | 1 | 0 | 1 | 5.1 | 4 |
| U.S. Cellular Field | 8.10 | 0 | 0 | 0 | 2 | 10.0 | 9 |
| Yankee Stadium | 3.86 | 0 | 0 | 0 | 1 | 7.0 | 3 |

FIELDING STATISTICS

| Pitcher | Year | Pct. | G | PO | A | E | TC | DP |
|---------|---------------|-------------|-----------|-----------|-----------|----------|------------|----------|
| | 2013 | .950 | 12 | 9 | 10 | 1 | 20 | 0 |
| | 2014 | .952 | 33 | 18 | 41 | 3 | 62 | 3 |
| | 2015 | 1.000 | 31 | 37 | 23 | 0 | 60 | 1 |
| | 2016 | .955 | 22 | 10 | 11 | 1 | 22 | 3 |
| | Totals | .970 | 98 | 74 | 85 | 5 | 164 | 7 |

GRAY'S CAREER BESTS

Low Hit Complete Game: 2 (twice), last: July 12, 2015 at Cleveland
Innings Pitched: 9.0 (five times), last: August 7, 2015 vs. Houston. As reliever: 2.0 (twice), last: July 19, 2013 at Los Angeles (AL)
Strikeouts: 12, September 23, 2014 vs. Los Angeles (AL); 10, May 3, 2015 at Texas. As reliever: 3 (twice), last: July 19, 2013 at Los Angeles (AL)
Pitches: 119, May 3, 2015 at Texas
Longest Winning Streak: 6 (twice), last: June 18 to July 26, 2014
Longest Losing Streak: 7, April 27 to July 6, 2016
Longest Scoreless Streak: 20.0, September 23, 2014 to April 11, 2015

GRAY'S 2016 STARTS

| Date | Opponent | Score | Dec | ERA | IP | H | R | ER | BB | SO | HR | #PIT |
|----------|---------------------|-------|-----|------|-----|----|---|----|----|----|----|------|
| April 6 | Chicago (AL) | 2-1 | W | 1.29 | 7.0 | 3 | 1 | 1 | 4 | 5 | 0 | 97 |
| April 11 | Los Angeles (AL) | 1-4 | L | 2.70 | 6.1 | 6 | 3 | 3 | 3 | 6 | 1 | 92 |
| April 16 | Kansas City | 5-3 | W | 2.33 | 6.0 | 7 | 2 | 1 | 1 | 6 | 0 | 114 |
| April 22 | at Toronto | 8-5 | W | 2.73 | 7.0 | 6 | 3 | 3 | 3 | 7 | 1 | 100 |
| April 27 | at Detroit | 4-9 | L | 3.81 | 2.0 | 2 | 4 | 4 | 4 | 2 | 1 | 65 |
| May 3 | Seattle | 2-8 | L | 4.84 | 7.0 | 11 | 7 | 7 | 1 | 6 | 2 | 93 |
| May 9 | at Boston | 7-14 | L | 6.00 | 3.2 | 8 | 7 | 7 | 2 | 2 | 0 | 75 |
| May 15 | at Tampa Bay | 7-6 | - | 5.84 | 5.2 | 6 | 6 | 3 | 2 | 4 | 3 | 99 |
| May 20 | New York (AL) | 3-8 | L | 6.19 | 3.1 | 6 | 5 | 4 | 4 | 3 | 0 | 98 |
| June 5 | at Houston | 2-5 | - | 5.77 | 5.0 | 5 | 1 | 1 | 1 | 5 | 1 | 69 |
| June 10 | at Cincinnati | 1-2 | L | 5.34 | 7.2 | 5 | 2 | 2 | 1 | 4 | 0 | 92 |
| June 15 | Texas | 5-7 | - | 5.54 | 6.0 | 8 | 5 | 5 | 1 | 3 | 2 | 90 |
| June 21 | Milwaukee | 5-3 | - | 5.20 | 6.0 | 7 | 2 | 1 | 1 | 7 | 0 | 100 |
| June 26 | at Los Angeles (AL) | 6-7 | - | 5.03 | 6.0 | 6 | 2 | 2 | 1 | 3 | 0 | 106 |
| July 1 | Pittsburgh | 3-7 | L | 5.42 | 6.0 | 7 | 7 | 7 | 1 | 4 | 1 | 94 |
| July 6 | at Minnesota | 0-4 | L | 5.16 | 6.0 | 6 | 1 | 1 | 4 | 5 | 0 | 113 |
| July 16 | Toronto | 5-4 | W | 5.12 | 6.0 | 6 | 3 | 3 | 4 | 2 | 1 | 102 |
| July 21 | Tampa Bay | 3-7 | L | 5.49 | 5.0 | 9 | 7 | 7 | 0 | 6 | 2 | 94 |
| July 26 | at Texas | 6-3 | W | 5.43 | 6.0 | 5 | 3 | 3 | 2 | 8 | 2 | 100 |
| July 31 | at Cleveland | 0-8 | L | 5.84 | 3.1 | 8 | 7 | 7 | 2 | 3 | 1 | 64 |
| Aug. 6 | Chicago (NL) | 0-4 | L | 5.74 | 5.0 | 5 | 2 | 2 | 0 | 2 | 0 | 72 |
| Sept. 28 | at Los Angeles (AL) | 6-8 | L | 5.69 | 1.0 | 1 | 0 | 0 | 0 | 1 | 0 | 18 |

OAKLAND 20-GAME WINNERS

| Pitcher | Year | Record | Pct. | ERA | IP |
|--------------|------|---------|-------|-------|---------|
| Vida Blue | 1971 | 24-8 | .750 | *1.82 | 312.0 |
| Jim Hunter | 1971 | 21-11 | .656 | 2.96 | 274.0 |
| Jim Hunter | 1972 | 21-7 | *.750 | 2.04 | 295.0 |
| Vida Blue | 1973 | 20-9 | .690 | 3.20 | 263.2 |
| Ken Holtzman | 1973 | 21-13 | .618 | 2.97 | 297.1 |
| Jim Hunter | 1973 | 21-5 | *.808 | 3.34 | 256.0 |
| Jim Hunter | 1974 | *25-12 | .676 | *2.49 | 318.0 |
| Vida Blue | 1975 | 22-11 | .667 | 3.01 | 270.0 |
| Mike Norris | 1980 | 22-9 | .710 | 2.63 | 284.0 |
| Dave Stewart | 1987 | **20-13 | .606 | 3.68 | 261.1 |
| Dave Stewart | 1988 | 21-12 | .636 | 3.23 | **275.2 |
| Dave Stewart | 1989 | 21-9 | .700 | 3.32 | 257.2 |
| Bob Welch | 1990 | *27-6 | *.818 | 2.95 | 238.0 |
| Dave Stewart | 1990 | 22-11 | .667 | 2.56 | *267.0 |
| Tim Hudson | 2000 | **20-6 | *.769 | 4.14 | 202.1 |
| Mark Mulder | 2001 | *21-8 | .724 | 3.45 | 229.1 |
| Barry Zito | 2002 | *23-5 | .821 | 2.75 | 229.1 |

* Led league

** Tied for league lead

**RIGHT-HANDED PITCHER****Height/Weight:** 6-4 / 215**Bats/Throws:** Right / Right**Birthdate:** July 30, 1989**Opening Day Age:** 27**Birthplace/Resides:** Norwich, Connecticut / Groton, Connecticut**Major League Service:** 1 year, 150 days**Obtained:** Acquired from San Diego with R.J. Alvarez for Derek Norris, Seth Streich and international bonus slot 117, December 18, 2014**Contract Status:** First year of a one-year contract through 2017**CAREER HIGHLIGHTS**

Is 8-10 with a 4.22 ERA in 25 starts in two seasons with Oakland after going 7-4 with a 3.07 ERA in 14 games, 12 starts, in his Major League debut with San Diego in 2014...tied for third among National League Rookies in wins in 2014...had not pitched above Single-A before starting the 2014 season at Double-A San Antonio...is 7-11 with a 2.86 ERA (73 er in 230.1 ip) in 62 games, 59 starts, as a minor leaguer...has allowed just six home runs in 230.0 innings...was originally drafted by Tampa Bay in the sixth round of the 2010 draft but missed his first two professional seasons after undergoing "Tommy John" surgery...was traded to the Padres in a seven-player deal prior to the 2014 season and was dealt to the A's in a four-player trade following the season.

2016 HIGHLIGHTS

Had four separate stints with the A's and went 2-4 with a career-high 6.02 ERA in nine starts...also had career highs in opponents batting average (.313), on-base percentage (.376) and slugging percentage (.484)...allowed a career-high eight home runs in 46.1 innings (1.55 per nine innings) after surrendering nine home runs in 170.0 innings over his first two seasons (0.48 per nine innings)...struck out just 23 batters (4.47 per nine innings) and walked 19 for a strikeout-to-walk ratio of 1.21, which was the lowest in the American League and fifth lowest in the majors among pitchers with 40 or more innings pitched...his opponents batting average included a mark of .273 (27-for-99) against right-handed hitters compared to .361 (30-for-83) against left-handers...surrendered seven of his eight home runs to lefties and had a .663 slugging percentage against lefties, .333 against righties...his career splits are .211 (85-for-402) against righties, .281 (117-for-416) with 14 of his 17 home runs against lefties...has a .438 career slugging percentage against lefties, .274 against righties...had a .226 opponents average over his first 30 pitches in a game, .358 after that...opponents hit .426 with a .449 on-base percentage and .681 slugging percentage when leading off an inning...in 2015, his marks were .215, .277 and .290 respectively...allowed a .324 batting average with runners in scoring position, including .500 with RISP and two outs...five of the eight home runs he surrendered were solo shots...yielded a .300 average with two strikes and a .440 average to the first hitter in the batting order...went 2-1 with a 3.03 ERA and .237 opponents batting average in five starts at home, 0-3 with a 13.17 ERA and .453 opponents average in four starts on the road...in two seasons with the A's, he is 5-4 with a 3.06 ERA (32 er in 94.0 ip) in 15 starts in Oakland, 3-6 with a 6.43 ERA (35 er in 49.0 ip) in 10 starts on the road...was 2-1 with a 3.90 ERA and .234 opponents average in five starts during the day, 0-3 with a 9.92 ERA and .427 opponents average in four starts at night...his career splits are 8-3 with a 2.31 ERA (24 er in 93.1 ip) in 15 day games, 7-11 with a 4.98 ERA (68 er in 123.0 ip) in 24 night games...opponents were successful in each of their seven stolen base attempts off him after going 5-for-9 (55.6%) over his first two seasons...the A's were 5-4 (.556) in his starting assignments...tossed more than six innings in just three of his nine starts...has done that in just 11 of 37 starts in his career...the bullpen blew a save in three of his nine starts.

OAKLAND: Was recalled for the first time April 30 and went 1-1 with a 3.00 ERA and .250 opponents average in two starts before he was optioned to Nashville May 8...combined with Axford and Madson on a four-hit shutout in the A's 2-0 win over Houston on April 30 but then walked a career-high tying four batters in the night game of the May 7 day/night doubleheader at Baltimore and took the loss...blanked the Orioles over the first two innings to extend his scoreless streak to a career-high 10.2 inning...made just one start at Nashville following his May 8 option and returned to Oakland May 17...went 1-3 with an 8.34 ERA and .368 opponents batting average in five starts during his second stint with the A's...left with the lead in each of his first two starts on May 17 against Texas and May 22 against

New York (AL) but the bullpen blew the save in each outing...yielded a career-high tying 10 hits against the Rangers...issued a career-high tying four walks May 28 against Detroit but picked up his second win of the season...allowed a career-high seven runs in a career-low 0.2 innings in a 1-2 loss at Houston June 3...became the eighth starting pitcher in Oakland history to allow seven or more runs in less than an inning, the first since Joe Blanton allowed eight runs in 0.1 innings against Tampa Bay on May 25, 2005...was optioned to Nashville June 10...did not return to Oakland until July 24...started that day against Tampa Bay and allowed one run on four hits in 7.2 innings...left with a 2-0 lead but the bullpen blew the save and he ended up with a no decision...was optioned back to Nashville the next day...also made just one start during his fourth and final stint...was recalled Aug. 4, allowed five runs on seven hits in 4.0 innings in a start that day at Los Angeles (AL), and was placed on the disabled list the next day with a strained right shoulder...was reinstated from the DL and optioned to Nashville Sept. 2.

NASHVILLE: Went 1-7 with a 4.32 ERA in 15 starts with Nashville...the starts were the first of his career at the Triple-A level...had just four career losses as a minor leaguer entering the season...surrendered just four home runs in 68.2 innings, an average of 0.54 per nine innings...however, issued 34 walks (4.59 per nine innings) and struck out just 46 for a strikeout-to-walk ratio of 1.35...allowed a .276 opponents batting average, including .255 (38-for-149) against right-handed hitters compared to .304 (34-for-112) against left-handers...surrendered three of his four home runs to righties...went 0-7 with a 4.71 ERA in 10 starts at home compared to 1-0 with a 3.18 ERA in five starts on the road...allowed all four of his home runs at home...yielded a .175 batting average and .246 on-base percentage to batters leading off an inning...opponents batted .222 with runners in scoring position, including .188 with RISP and two outs...they were 1-for-9 (.111) with the bases loaded...the Sounds were 6-9 (.400) in his starting assignments...tossed fewer than five innings in eight of his 15 starts and more than six innings just once...had three starts without a run and four more with just one...walked three batters or more seven times...did not allow a run in his first two starts, tossing 6.0 shutout innings on April 8 against Oklahoma City and April 13 against Colorado Springs...had a no decision in each start and struck out a season-high six batters in the latter contest...was 0-1 with a 2.04 ERA in four starts when he was recalled by Oakland for the first time on April 30...was optioned back to Nashville May 8, picked up his only Triple-A win of the season May 12 at Iowa when he allowed one run in 5.2 innings, and was sent back to Oakland May 17...returned to the Sounds June 10 and went 0-6 with a 5.60 ERA (27 er in 43.1 ip) over his final 10 starts with Nashville...walked a season-high seven batters in 4.2 innings in a 4-3 loss to Memphis June 13...had his shortest start of the season July 20 at Albuquerque when he pitched just 1.0 inning...was recalled by Oakland July 24 to start on short rest...was optioned back to Nashville the next day and tossed a season-high 7.0 innings July 29 against Colorado Springs...returned to Oakland Aug. 4 but was sent back to the Sounds on Aug. 16 on a rehab assignment...matched his season-high with six strikeouts that day against Tacoma...allowed a season-high seven runs on a season-high 11 hits in 3.2 innings in his final regular season start, a 10-1 loss to Iowa Aug. 31...was reinstated from the Oakland DL and optioned to Nashville Sept. 2...made one postseason start and had a no decision in the Sounds 10-7 win in Game 1 of the Pacific Coast League Semifinals Sept. 7 at Oklahoma City (4.1 ip, 7 h, 6 r, 6 er, 4 bb, 7 so).

CAREER

2015—Went 6-6 with a 3.35 ERA in 16 starts in his first season with Oakland, a campaign that was cut short due to an injury...got off to a slow start as he went 1-4 with a 4.43 ERA over his first eight starts through May 20...then tossed a four-hit shutout May 25 against Detroit and went 5-2 with a 2.42 ERA over his final eight starts...was placed on the disabled list July 11 retroactive to July 6 with a right forearm strain and missed the remainder of the season...yielded just five home runs in 96.2 innings, an average of 0.47 per nine innings...that was the lowest mark in the American League among pitchers with 90 or more innings pitched...using the same minimum, he also ranked third in the AL in opponents slugging percentage (.324) and fifth in OPS (.623)...opponents reached base on an error 14 times, which was the most in the majors, despite missing half of the season...it tied for second most by an A's pitcher over the last 29 years to Tim Hudson's 15 in 2001...tied for fifth in the AL in unearned runs allowed (10)...allowed a .238 opponents batting average, which included a .185 mark against right-handed hitters compared to .286 against left-handers...yielded a .215 batting average, .277 on-base percentage and .290 slugging percentage to batters leading off an inning...however, opponents hit .318 with runners in scoring position...surrendered three of his five home runs in the sixth inning when he had an 8.74 ERA...had a 2.64 ERA in all other innings...went 4-1 with a 1.52 ERA and .169 opponents batting average in six starts during the day compared to 2-5 with a 4.72 ERA and .284 opponents average in 10 starts at night...went 5-4 with a 2.94 ERA in 10 starts on four days rest, 1-2 with a 4.18 ERA in six starts

on five days rest or more... was 2-0 with a 1.42 ERA in two interleague starts... walked two batters or fewer in 14 of his 16 starts but tossed six innings or fewer 11 times... was credited with his first win as an Athletic in his third start April 18 at Kansas City... combined with Jesse Chavez on a seven-hit shutout in the A's 5-0 win to improve to 1-1 with a 2.12 ERA and .213 opponents batting average... left the game with one out in the sixth inning due to a blister and missed his next start... then went 0-3 with a 5.86 ERA and .278 opponents batting average over his next five starts, which matched the longest losing streak of his career (Aug. 5, 2014-April 7, 2015)... allowed a career-high 10 hits May 4 against Minnesota... tossed his first career complete game against Detroit May 25, a four-hit shutout in Oakland... became the first A's pitcher with a shutout on Memorial Day since Dick Fowler and Joe Coleman did it both ends of a 1947 doubleheader against New York... according to the Elias Sports Bureau, he became the first A's pitcher to toss a shutout in a game in which his team made at least three errors since Diego Segui did it for the Kansas City A's June 15, 1965 against California... went 1-4 with a 4.30 ERA in six starts in May and tied for third in the AL in losses... then went 3-1 with a 2.90 ERA in five starts in June... tied an Oakland single game record by hitting three batters June 10 against Texas (ninth time, first since Barry Zito on April 15, 2005)... won back-to-back starts June 15 at San Diego and June 20 against Los Angeles (AL), walking a career-high tying four batters in the latter contest... allowed a run on four hits in 6.0 innings for the win in his final start, a 4-1 A's victory over Colorado July 1.

2014—Made his Major League debut with San Diego and went 7-4 with a 3.07 ERA in 14 games, including 12 starts, over four stints with the Padres... tied for third among National League rookies in wins, ranked sixth in strikeouts (70), tied for ninth in games started and 10th in innings pitched (73.1)... surrendered just four home runs in 73.1 innings (0.49 per nine innings)... allowed a .214 opponents batting average, which included a .200 mark against right-handed hitters... did not yield a home run to any of the 153 right-handers he faced and had a .256 opponents slugging percentage against righties... opponents hit .211 with runners in scoring position, including .185 with RISP and two outs... went 7-2 with a 2.01 ERA over his first nine starts, 0-2 with a 5.95 ERA over his final five games, including three starts... compiled a 4-0 record and a 2.56 ERA in five starts on four days rest... the Padres were 9-3 (.750) in his starting assignments... was recalled from Double-A San Antonio for the first time June 3 and made his ML debut that evening against Pittsburgh (3.2 ip, 6 h, 4 r, 4 er, 2 bb, 3 so, 2 hr)... was the losing pitcher in a 4-1 decision and was optioned back to San Antonio the following day... recalled for the second time June 14 and went 5-1 with a 1.46 ERA in six starts before being optioned to Triple-A El Paso on July 11... singled in the fourth inning off Zack Wheeler June 14 at New York (NL) for his first Major League hit... went 2-for-22 (.091) with a RBI as a hitter... struck out a career-high nine batters in 5.0 innings June 30 against Cincinnati, including a stretch of seven consecutive outs recorded via strikeout... became the first Padres rookie pitcher to record seven consecutive outs via strikeout since at least 1974... was 4-1 with a 1.95 ERA and .190 opponents batting average in five starts in June... the wins tied for the most in a single month by a Padres rookie pitcher and the opponents average was second lowest of any qualifying rookie pitcher in any month in Padres history... recorded 36 strikeouts through his first five career games (June 3-30), the most by any Padres pitcher to start a career... according to Stats Inc., his 36 strikeouts tied for eighth most by a NL pitcher through his first five career games since the start of the 1914 season... then went 3-1 with a 2.08 ERA in four starts in July... allowed a .172 batting average and .230 slugging percentage, which were the lowest in franchise history during the month of July... was recalled the third time July 25 and went 2-1 with a 3.99 ERA in five starts before being optioned to San Antonio Aug. 19... picked up his seventh win of the season in his ninth start on July 30 against St. Louis... his seven wins through nine career appearances were the most in Padres franchise history and tied for the third most by a Major League pitcher since the 1914 season, behind only Boston's Boo Ferriss in 1945 and Chicago-AL's John Whitehead in 1935, both of which had eight wins through nine career starts... allowed a sixth inning home run to Kennys Vargas Aug. 5 at Minnesota, snapping a 55.0-inning homerless streak dating back to June 14... it was the fourth longest homerless streak by a rookie in Padres history... recalled for the final time Aug. 30 and remained with the club for the remainder of the season as a reliever... appeared in just two games (5.40 ERA) and did not pitch after Sept. 6... spent the balance of the season pitching for Double-A San Antonio where he was 2-1 with a 1.91 ERA in 13 games, including 10 starts... yielded just one home run in 42.1 innings... allowed a .221 opponents batting average, including .169 against right-handed hitters... surrendered just one extra base hit, a double, to righties for a .182 slugging percentage... opponents hit .194 with runners on base... went 1-0 and did not allow a run over his first three appearances, all in relief (7.2 ip)... his final 10 outings came as a starter... was 2-1 with a 2.20 ERA in 10 games, seven starts, when San Diego called for the first time June 3... pitched just once during each of his final three minor league stints.

2013—Went 2-1 with a 2.15 ERA and .218 opponents batting average in 19 starts with Single-A Charlotte...allowed just one home run in 67.0 innings...was named to the Florida State League Midseason All-Star Team as he went 0-1 with a 0.68 ERA over his first 12 starts through June 8...his opponents batting average included a .213 mark against right-handed hitters compared to .227 against left-handers...tossed a season-high 5.0 innings on two occasions: June 21 at Bradenton and July 14 at Clearwater...walked one batter or fewer in 16 of his 19 starts...did not allow a run in five of his first six starts, tossing 3.0 innings in each start...allowed just one run for a 0.50 ERA...had no decisions, a 0.60 ERA and .182 opponents batting average in five starts in the month of April...then went 0-0 with a 1.06 ERA and .203 opponents batting average in five starts in May...did not allow an earned run over a five-start stretch from May 15 to June 8...tossed 4.0 innings in each of those starts and allowed three runs...allowed his first and only home run of the season July 14 at Clearwater...it snapped a career-opening 30-start, 112.0-inning, 455-batter homerless streak...was placed on the disabled list July 22 with a strained right rotator cuff...made one rehab start with the Rays affiliate in the Gulf Coast Rookie League Aug. 26 against the Twins (2.0 ip, 4 h, 1 r, 4 so)...was reinstated from the DL Aug. 31 and made one final regular season start that day at Palm Beach (3.0 ip, 2 h, 1 r, 1 er, 3 so)...then took the loss in Game 1 of the FSL Championship Series Sept. 5 against Daytona (1.1 ip, 4 h, 4 r, 4 er, 2 bb, 4 so).

2012—Made his professional debut with Single-A Hudson Valley and went 2-2 with a 2.77 ERA in 14 starts for the Renegades...did not allow a home run in 52.0 innings...allowed a .199 opponents batting average, which included a .180 mark against right-handed hitters...yielded a .125 average with runners in scoring position and two outs...went 2-0 with a 1.59 ERA over his final nine starts...made his professional debut June 19 against Aberdeen and had a no decision (3.0 ip, 2 h, 1 bb, 2 so)...had a 20.2-inning scoreless streak from Aug. 10 to 31...recorded his first win Aug. 16 at Connecticut (5.0 ip, 1 h, 6 so)...had three consecutive starts from Aug. 16 to 26 where he tossed 5.0 shutout innings and allowed just one hit...named New York-Penn League Pitcher of the Week for back-to-back weeks ending Aug. 19 and Aug. 26...finished August with a 2-0 record and a 1.30 ERA in six starts...then went 0-1 with a 4.50 ERA in two postseason starts (8.0 ip, 11 h, 6 r, 4 er, 4 bb, 9 so)...the Renegades defeated Tri-City two games to one for the NYPL Championship.

2011—Missed the entire season while recovering from Tommy John surgery on his right elbow.

2010—Was signed by Tampa Bay Aug. 14 after being selected in the sixth round of the First-Year Player Draft...did not pitch after undergoing “Tommy John” surgery on his right elbow in August...the surgery was performed by Dr. James Andrews.

PERSONAL/MISCELLANEOUS

Jesse Allen Hahn was originally signed by Rays’ scout Lou Wieben...attended Virginia Tech University...graduated from Fitch High School (CT) where he also played basketball for two years and football for one...in 40 innings pitched as a senior, went 5-1 with 65 strikeouts and only six walks, tossing one no-hitter and three one-hitters...set a state record by posting a 0.17 ERA (min. 35 innings pitched)...set five other single-season school records and earned Pitcher of the Year, all-state, all-area and All-Eastern Connecticut Conference honors...helped his team to a state title in 2006 and the ECC title in 2007.

LIFETIME PITCHING RECORD

| Year | Club | W | L | ERA | G | GS | CG | SHO | SV | IP | H | R | ER | HR | HB | BB | IBB | SO | WP | BK |
|------------------|---------------|-----------|-----------|-------------|-----------|-----------|----------|----------|----------|--------------|------------|------------|-----------|-----------|-----------|-----------|----------|------------|-----------|----------|
| 2010 | GCL Rays | | | | | | | | | | | | | | | | | | | |
| 2011 | GCL Rays | | | | | | | | | | | | | | | | | | | |
| 2012 | Hudson Valley | 2 | 2 | 2.77 | 14 | 14 | 0 | 0 | 0 | 52.0 | 38 | 18 | 16 | 0 | 2 | 15 | 0 | 55 | 2 | 0 |
| 2013 | Charlotte | 2 | 1 | 2.15 | 19 | 19 | 0 | 0 | 0 | 67.0 | 55 | 20 | 16 | 1 | 3 | 18 | 0 | 63 | 8 | 0 |
| | GCL Rays | 0 | 0 | 0.00 | 1 | 1 | 0 | 0 | 0 | 2.0 | 4 | 1 | 0 | 0 | 0 | 0 | 0 | 4 | 0 | 0 |
| 2014 | San Antonio | 2 | 1 | 1.91 | 13 | 10 | 0 | 0 | 0 | 42.1 | 34 | 13 | 9 | 1 | 1 | 15 | 0 | 38 | 0 | 1 |
| | SAN DIEGO | 7 | 4 | 3.07 | 14 | 12 | 0 | 0 | 0 | 73.1 | 57 | 26 | 25 | 4 | 4 | 32 | 1 | 70 | 4 | 0 |
| 2015 | OAKLAND | 6 | 6 | 3.35 | 16 | 16 | 1 | 1 | 0 | 96.2 | 88 | 46 | 36 | 5 | 8 | 25 | 1 | 64 | 7 | 0 |
| 2016 | Nashville | 1 | 7 | 4.32 | 15 | 15 | 0 | 0 | 0 | 66.2 | 72 | 36 | 32 | 4 | 3 | 34 | 0 | 46 | 3 | 0 |
| | OAKLAND | 2 | 4 | 6.02 | 9 | 9 | 0 | 0 | 0 | 46.1 | 57 | 32 | 31 | 8 | 0 | 19 | 1 | 23 | 2 | 0 |
| AL Totals | | 8 | 10 | 4.22 | 25 | 25 | 1 | 1 | 0 | 143.0 | 145 | 78 | 67 | 13 | 8 | 44 | 2 | 87 | 9 | 0 |
| NL Totals | | 7 | 4 | 3.07 | 14 | 12 | 0 | 0 | 0 | 73.1 | 57 | 26 | 25 | 4 | 4 | 32 | 1 | 70 | 4 | 0 |
| ML Totals | | 15 | 14 | 3.83 | 39 | 37 | 1 | 1 | 0 | 216.1 | 202 | 104 | 92 | 17 | 12 | 76 | 3 | 157 | 13 | 0 |

CAREER TRANSACTIONS

2010 — Selected by the Tampa Bay Rays organization in the 6th round of the First-Year Player Draft. **2014** — Traded to the San Diego Padres with pitcher Alexander Torres for pitcher Brad Boxberger, infielder Logan Forsythe, minor league pitchers Matt Andriese and Matt Lollis and minor league infielder Maxx Tissenbaum, January 22. Traded to the Oakland Athletics with pitcher R.J. Alvarez for catcher Derek Norris, minor league pitcher Seth Streich and international bonus slot 117, December 18. **2015** — On the disabled list, July 6 to November 2. **2016** — On the disabled list, August 5 to September 1; included rehabilitation assignment to Nashville, August 16 to September 1.

VS. THE AMERICAN LEAGUE

| 2016 | | CAREER | | | | | | | | | | | | |
|-------|---|--------|---|---|-----|----|-------------|------|---|---|---|---|------|----|
| ERA | W | L | S | G | IP | ER | vs. TEAM | ERA | W | L | S | G | IP | ER |
| 6.75 | 0 | 1 | 0 | 1 | 5.1 | 4 | Baltimore | 6.75 | 0 | 1 | 0 | 1 | 5.1 | 4 |
| — | 0 | 0 | 0 | 0 | 0.0 | 0 | Boston | — | 0 | 0 | 0 | 0 | 0.0 | 0 |
| — | 0 | 0 | 0 | 0 | 0.0 | 0 | Chicago | 2.84 | 0 | 0 | 0 | 1 | 6.1 | 2 |
| — | 0 | 0 | 0 | 0 | 0.0 | 0 | Cleveland | — | 0 | 0 | 0 | 0 | 0.0 | 0 |
| 4.50 | 1 | 0 | 0 | 1 | 6.0 | 3 | Detroit | 1.64 | 3 | 0 | 0 | 3 | 22.0 | 4 |
| 8.59 | 1 | 1 | 0 | 2 | 7.1 | 7 | Houston | 6.75 | 1 | 2 | 0 | 3 | 13.1 | 10 |
| — | 0 | 0 | 0 | 0 | 0.0 | 0 | Kansas City | 2.38 | 1 | 1 | 0 | 2 | 11.1 | 3 |
| 11.25 | 0 | 0 | 0 | 1 | 4.0 | 5 | Los Angeles | 4.86 | 1 | 0 | 0 | 3 | 16.2 | 9 |
| — | 0 | 0 | 0 | 0 | 0.0 | 0 | Minnesota | 7.59 | 0 | 2 | 0 | 2 | 10.2 | 9 |
| 6.35 | 0 | 1 | 0 | 1 | 5.2 | 4 | New York | 5.40 | 0 | 2 | 0 | 2 | 11.2 | 7 |
| — | 0 | 0 | 0 | 0 | 0.0 | 0 | Oakland | — | 0 | 0 | 0 | 0 | 0.0 | 0 |
| — | 0 | 0 | 0 | 0 | 0.0 | 0 | Seattle | 2.50 | 1 | 1 | 0 | 3 | 18.0 | 5 |
| 1.17 | 0 | 0 | 0 | 1 | 7.2 | 1 | Tampa Bay | 1.17 | 0 | 0 | 0 | 1 | 7.2 | 1 |
| 4.05 | 0 | 0 | 0 | 1 | 6.2 | 3 | Texas | 5.51 | 0 | 1 | 0 | 3 | 16.1 | 10 |
| — | 0 | 0 | 0 | 0 | 0.0 | 0 | Toronto | — | 0 | 0 | 0 | 0 | 0.0 | 0 |

VS. THE NATIONAL LEAGUE

| 2016 | | CAREER | | | | | | | | | | | | |
|------|---|--------|---|---|-----|----|---------------|------|---|---|---|---|------|----|
| ERA | W | L | S | G | IP | ER | vs. TEAM | ERA | W | L | S | G | IP | ER |
| — | 0 | 0 | 0 | 0 | 0.0 | 0 | Arizona | — | 0 | 0 | 0 | 0 | 0.0 | 0 |
| — | 0 | 0 | 0 | 0 | 0.0 | 0 | Atlanta | 1.50 | 1 | 0 | 0 | 1 | 6.0 | 1 |
| — | 0 | 0 | 0 | 0 | 0.0 | 0 | Chicago | — | 0 | 0 | 0 | 0 | 0.0 | 0 |
| — | 0 | 0 | 0 | 0 | 0.0 | 0 | Cincinnati | 0.00 | 1 | 0 | 0 | 1 | 5.0 | 0 |
| — | 0 | 0 | 0 | 0 | 0.0 | 0 | Colorado | 3.65 | 1 | 1 | 0 | 3 | 12.1 | 5 |
| — | 0 | 0 | 0 | 0 | 0.0 | 0 | Los Angeles | 2.25 | 1 | 0 | 0 | 2 | 8.0 | 2 |
| — | 0 | 0 | 0 | 0 | 0.0 | 0 | Miami | — | 0 | 0 | 0 | 0 | 0.0 | 0 |
| 9.82 | 0 | 1 | 0 | 1 | 3.2 | 4 | Milwaukee | 9.82 | 0 | 1 | 0 | 1 | 3.2 | 4 |
| — | 0 | 0 | 0 | 0 | 0.0 | 0 | New York | 0.00 | 1 | 0 | 0 | 1 | 6.0 | 0 |
| — | 0 | 0 | 0 | 0 | 0.0 | 0 | Philadelphia | — | 0 | 0 | 0 | 0 | 0.0 | 0 |
| — | 0 | 0 | 0 | 0 | 0.0 | 0 | Pittsburgh | 9.82 | 0 | 1 | 0 | 1 | 3.2 | 4 |
| — | 0 | 0 | 0 | 0 | 0.0 | 0 | St. Louis | 4.26 | 1 | 0 | 0 | 2 | 12.2 | 6 |
| — | 0 | 0 | 0 | 0 | 0.0 | 0 | San Diego | 1.35 | 1 | 0 | 0 | 1 | 6.2 | 1 |
| — | 0 | 0 | 0 | 0 | 0.0 | 0 | San Francisco | 3.46 | 1 | 1 | 0 | 2 | 13.0 | 5 |
| — | 0 | 0 | 0 | 0 | 0.0 | 0 | Washington | — | 0 | 0 | 0 | 0 | 0.0 | 0 |

MONTHLY BREAKDOWN

| 2016 | | CAREER | | | | | | | | | | | | |
|-------|---|--------|---|---|------|----|-----------|------|---|---|---|----|------|----|
| ERA | W | L | S | G | IP | ER | by MONTH | ERA | W | L | S | G | IP | ER |
| 0.00 | 1 | 0 | 0 | 1 | 6.2 | 0 | April | 2.20 | 2 | 1 | 0 | 5 | 28.2 | 7 |
| 5.32 | 1 | 2 | 0 | 4 | 23.2 | 14 | May | 4.70 | 2 | 6 | 0 | 10 | 61.1 | 32 |
| 22.85 | 0 | 2 | 0 | 2 | 4.1 | 11 | June | 3.86 | 7 | 4 | 0 | 12 | 63.0 | 27 |
| 1.17 | 0 | 0 | 0 | 1 | 7.2 | 1 | July | 1.82 | 4 | 1 | 0 | 6 | 39.2 | 8 |
| 11.25 | 0 | 0 | 0 | 1 | 4.0 | 5 | August | 6.85 | 0 | 1 | 0 | 5 | 22.1 | 17 |
| — | 0 | 0 | 0 | 0 | 0.0 | 0 | September | 6.75 | 0 | 1 | 0 | 1 | 1.1 | 1 |

PITCHING BREAKDOWN

| 2016 | | CAREER | | | | | | | | | | | | |
|-------|---|--------|---|---|------|----|-------------|------|----|----|---|----|-------|----|
| ERA | W | L | S | G | IP | ER | by CATEGORY | ERA | W | L | S | G | IP | ER |
| 3.03 | 2 | 1 | 0 | 5 | 32.2 | 11 | Home | 3.03 | 8 | 6 | 0 | 22 | 130.2 | 44 |
| 13.17 | 0 | 3 | 0 | 4 | 13.2 | 20 | Away | 5.04 | 7 | 8 | 0 | 17 | 85.2 | 48 |
| 3.90 | 2 | 1 | 0 | 5 | 30.0 | 13 | Day | 2.31 | 8 | 3 | 0 | 15 | 93.1 | 24 |
| 9.92 | 0 | 3 | 0 | 4 | 16.1 | 18 | Night | 4.98 | 7 | 11 | 0 | 24 | 123.0 | 68 |
| 6.49 | 2 | 4 | 0 | 7 | 34.2 | 25 | Pre-ASG | 3.72 | 13 | 12 | 0 | 30 | 172.0 | 71 |
| 4.63 | 0 | 0 | 0 | 2 | 11.2 | 6 | Post-ASG | 4.26 | 2 | 2 | 0 | 9 | 44.1 | 21 |
| 6.02 | 2 | 4 | 0 | 9 | 46.1 | 31 | Starter | 3.80 | 15 | 13 | 0 | 37 | 213.0 | 90 |
| — | 0 | 0 | 0 | 0 | 0.0 | 0 | Reliever | 5.40 | 0 | 1 | 0 | 2 | 3.1 | 2 |

BALLPARK BREAKDOWN

| | ERA | W | L | S | G | IP | ER |
|------------------|-------|---|---|---|----|------|----|
| Angel Stadium | 11.25 | 0 | 0 | 0 | 1 | 4.0 | 5 |
| AT&T Park | 3.00 | 1 | 0 | 0 | 1 | 6.0 | 2 |
| Busch Stadium | 7.94 | 0 | 0 | 0 | 1 | 5.2 | 5 |
| Camden Yards | 6.75 | 0 | 1 | 0 | 1 | 5.1 | 4 |
| Citi Field | 0.00 | 1 | 0 | 0 | 1 | 6.0 | 0 |
| Comerica Park | 1.29 | 1 | 0 | 0 | 1 | 7.0 | 1 |
| Coores Field | 6.75 | 0 | 1 | 0 | 1 | 1.1 | 1 |
| Dodger Stadium | 1.50 | 1 | 0 | 0 | 1 | 6.0 | 1 |
| Kauffman Stadium | 0.00 | 1 | 0 | 0 | 1 | 5.1 | 0 |
| Miller Park | 9.82 | 0 | 1 | 0 | 1 | 3.2 | 4 |
| Minute Maid Park | 13.50 | 0 | 2 | 0 | 2 | 6.2 | 10 |
| Oakland Coliseum | 3.06 | 5 | 4 | 0 | 15 | 94.0 | 32 |
| PETCO Park | 2.70 | 4 | 2 | 0 | 8 | 43.1 | 13 |
| Safeco Field | 6.75 | 0 | 1 | 0 | 1 | 5.1 | 4 |
| Target Field | 7.59 | 0 | 2 | 0 | 2 | 10.2 | 9 |
| Turner Field | 1.50 | 1 | 0 | 0 | 1 | 6.0 | 1 |

FIELDING STATISTICS

| Pitcher | | Pct. | G | PO | A | E | TC | DP |
|---------------|-------------|-----------|-----------|-----------|----------|-----------|----------|----|
| Year | | | | | | | | |
| 2014 | 1,000 | 14 | 0 | 15 | 0 | 15 | 0 | |
| 2015 | .958 | 16 | 10 | 13 | 1 | 24 | 1 | |
| 2016 | 1,000 | 9 | 3 | 6 | 0 | 9 | 1 | |
| Totals | .979 | 39 | 13 | 34 | 1 | 48 | 2 | |

HAHN'S CAREER BESTS

Low Hit Complete Game: 4, May 25, 2015 vs. Detroit

Innings Pitched: 9.0, May 25, 2015 vs. Detroit. As reliever: 2.0, August 31, 2014 vs. Los Angeles (NL)

Strikeouts: 9, June 30, 2014 vs. Cincinnati. As reliever: 3, August 31, 2014 vs. Los Angeles (NL)

Pitches: 112, May 25, 2015 vs. Detroit

Longest Winning Streak: 4, June 14 to 30, 2014

Longest Losing Streak: 3 (twice), last: May 4 to 20, 2015

Longest Scoreless Streak: 10.2, July 1, 2015 to May 7, 2016 (N)

HAHN'S 2016 STARTS

| Date | Opponent | Score | Dec | ERA | IP | H | R | ER | BB | SO | HR | #PIT |
|----------|---------------------|----------|-----|------|-----|----|---|----|----|----|----|------|
| April 30 | Houston | 2-0 | W | 0.00 | 6.2 | 3 | 0 | 0 | 2 | 4 | 0 | 81 |
| May 7 | at Baltimore (N) | 2-5 | L | 3.00 | 5.1 | 8 | 5 | 4 | 4 | 0 | 1 | 93 |
| May 17 | Texas | 8-5 | - | 3.38 | 6.2 | 10 | 3 | 3 | 1 | 2 | 2 | 81 |
| May 22 | New York (AL) | 4-5 | L | 4.07 | 5.2 | 6 | 4 | 4 | 0 | 3 | 2 | 73 |
| May 28 | Detroit | 12-3 | W | 4.15 | 6.0 | 5 | 3 | 3 | 4 | 5 | 1 | 95 |
| June 3 | at Houston | 2-12 | L | 6.10 | 0.2 | 6 | 7 | 7 | 2 | 1 | 0 | 38 |
| June 8 | at Milwaukee | 0-4 | L | 6.49 | 3.2 | 8 | 4 | 4 | 2 | 1 | 0 | 74 |
| July 24 | Tampa Bay | 3-2 | - | 5.53 | 7.2 | 4 | 1 | 1 | 1 | 5 | 0 | 90 |
| Aug. 4 | at Los Angeles (AL) | 8-6 (10) | - | 6.02 | 4.0 | 7 | 5 | 5 | 3 | 2 | 2 | 87 |

RIGHT-HANDED PITCHER**Height/Weight:** 6-1 / 195**Bats/Throws:** Switch / Right**Birthdate:** January 12, 1985**Opening Day Age:** 32**Birthplace/Resides:** Kinston, North Carolina / La Grange, North Carolina**Major League Service:** 3 years, 146 days**Obtained:** Acquired from the Los Angeles Dodgers for international slot money, August 15, 2017**Contract Status:** First year of a one-year contract through 2017**CAREER HIGHLIGHTS**

Has spent seven seasons in the majors, including one as a position player and the last six as a pitcher... made his Major League debut with Florida as a catcher in 2010 and went 0-for-6 in five games before returning to the majors the following year as a pitcher... is 8-13 with four saves and a 4.73 ERA in 167 relief appearances in six seasons with the Marlins (2011-14) and Dodgers (2015-16)... has averaged better than a strikeout per inning during the course of his career, striking out 173 in 169.1 innings... according to the Elias Sports Bureau, he became the first player since Art Doll of the Boston Braves in 1935 to play first Major League season as a catcher and return in a subsequent season as a pitcher... appeared in 339 games as a catcher, three games in the outfield and two games at first base in the minors from 2006-10, batting .210 with 36 home runs and 160 RBI... was originally selected by the Marlins in the fifth round of the 2006 First-Year Player Draft as a catcher out of University of North Carolina at Wilmington and was traded to the Dodgers in a seven-player trade Dec. 10, 2014.

2016 HIGHLIGHTS

Appeared in 37 games, going 5-4 with a 5.53 ERA and .253 opponents batting average, before being placed on the disabled list July 20 with a strained left oblique... missed the remainder of the season... held left-handed hitters to a .150 (9-for-60) batting average while right-handers hit .316 (31-for-98)... allowed 3-of-15 (20.0%) inherited runners to score... logged an 8.18 ERA in 13 games in April, combined for a 3.28 ERA in 17 games in May and June and then posted an 8.22 ERA in seven games in July... collected his first Major League hit and RBI on June 18 against the Brewers, driving in a run with an RBI single in the third inning.

CAREER

2015—In his first season with Los Angeles, went 3-5 with four saves and a 3.69 ERA in 49 games... limited opponents to a .238 batting average with 45 strikeouts in 39.0 innings... made his first-career Opening Day roster and earned the first save of his career in the Dodgers' season-opener against the Padres... struck out one and allowed just one baserunner in the ninth inning... earned his first Major League win on May 22 against the Padres, recording an out against the only hitter he faced on one pitch... saw his first postseason action, allowing just one baserunner (via walk) and striking out five in 3.2 hitless, scoreless innings in four NLDS appearances against the Mets... was on the disabled list from June 14-Aug. 15 with a left oblique strain.

2014—Recorded career bests in games (52), innings pitched (56.0), strikeouts (60) and ERA (3.38) with the Marlins... tied for eighth among National League relievers with a strikeout-to-walk ratio of 5.00 (60 strikeouts/12 walks)... recorded a new career high June 13 vs. Pittsburgh with five strikeouts... opened the season with Triple-A New Orleans and posted a 1-2 mark with five saves and 2.01 ERA in 15 games... had contract selected from Triple-A New Orleans May 22... dealt to the Dodgers in a seven-player trade with Miami on Dec. 10.

2013—Had two stints with Miami, going 0-1 with a 12.46 ERA in seven games... spent the majority of the season with Triple-A New Orleans, posting 4-3 record and 3.61 ERA in 60 appearances... led the Pacific Coast League and all organizational relievers with 33 saves, which tied the PCL single-season saves record, last done by Ryan Speier in 2007, while also setting Marlins' Triple-A record... earned PCL Midseason and Postseason All-Star honors.

2012—Made just 11 appearances out of the bullpen in three stints with Miami...seven of those outings were scoreless...posted a 0.77 ERA in 37 appearances for Triple-A New Orleans to lead Marlins' organization and the Pacific Coast League (min. 30 appearances).

2011—Saw big league action in his first season as a pitcher, appearing in 11 games with Miami...made Major League debut as a pitcher on July 16, 2011 at Cubs, becoming first player since Art Doll of Boston Braves in 1935 to play first major league season as a catcher and return in a subsequent season as a pitcher (Elias)...led Double-A Jacksonville in ERA and average against (.192), ranked second in strikeouts among relievers (57) and ranked third in appearances, while garnering Southern League All-Star honors.

2010—Spent the majority of the season as a catcher with Double-A Jacksonville and Triple-A New Orleans, appearing in 101 combined games...was recalled by the Marlins on Sept. 19, 2010 and made Major League debut that night against the Cubs as a pinch-hitter...made first career start Sept. 26 at Milwaukee...finished 0-for-2 with a walk and a strikeout.

2009—Appeared in 57 combined games (52 at catcher) with Single-A Jupiter and Double-A Jacksonville...made his first career pitching appearance May 1 against Mobile, retiring the only batter he faced.

2008—Spent the entire campaign with Single-A Jupiter, appearing in 63 games behind the plate.

2007—With Single-A Greensboro, led South Atlantic League catchers by throwing out 45.3% (53-of-117) of base runners trying to steal.

2006—Appeared in 36 games with short-season Jamestown in his first professional season.

PERSONAL/MISCELLANEOUS

David Christopher Hatcher...resides in La Grange, NC, with his wife, Jenny, and son, Jensen...graduated from Kinston High School (NC) in 2003 and played college ball at the University of North Carolina-Wilmington...selected by the Marlins in the fifth round of the 2006 First-Year Player Draft.

LIFETIME PITCHING RECORD

| Year | Club | W | L | ERA | G | GS | CG | SHO | SV | IP | H | R | ER | HR | HB | BB | IBB | SO | WP | BK |
|------------------|------------------|----------|-----------|-------------|------------|----------|----------|----------|----------|--------------|------------|-----------|-----------|-----------|----------|-----------|----------|------------|-----------|----------|
| 2009 | Jacksonville | 0 | 0 | 0.00 | 1 | 0 | 0 | 0 | 0 | 0.1 | 0 | 0 | 0 | 0 | 0 | 0 | 0 | 0 | 0 | 0 |
| 2010 | Jacksonville | 1 | 0 | 0.00 | 1 | 0 | 0 | 0 | 0 | 1.0 | 0 | 0 | 0 | 0 | 0 | 0 | 0 | 1 | 0 | 0 |
| 2011 | FLORIDA | 0 | 0 | 6.97 | 11 | 0 | 0 | 0 | 0 | 10.1 | 14 | 8 | 8 | 2 | 0 | 4 | 1 | 8 | 2 | 0 |
| | Jacksonville | 2 | 1 | 1.90 | 42 | 0 | 0 | 0 | 6 | 47.1 | 32 | 11 | 10 | 2 | 0 | 19 | 0 | 57 | 9 | 0 |
| 2012 | MIAMI | 0 | 0 | 4.30 | 11 | 0 | 0 | 0 | 0 | 14.2 | 17 | 9 | 7 | 3 | 1 | 6 | 0 | 10 | 1 | 0 |
| | New Orleans | 1 | 0 | 0.77 | 37 | 0 | 0 | 0 | 11 | 47.0 | 33 | 6 | 4 | 1 | 2 | 15 | 1 | 45 | 3 | 0 |
| 2013 | MIAMI | 0 | 1 | 12.46 | 7 | 0 | 0 | 0 | 0 | 8.2 | 13 | 13 | 12 | 1 | 0 | 4 | 1 | 7 | 0 | 0 |
| | New Orleans | 4 | 3 | 3.61 | 60 | 0 | 0 | 0 | 33 | 67.1 | 69 | 27 | 27 | 8 | 1 | 28 | 5 | 65 | 3 | 0 |
| 2014 | MIAMI | 0 | 3 | 3.38 | 52 | 0 | 0 | 0 | 0 | 56.0 | 55 | 22 | 21 | 4 | 0 | 12 | 1 | 60 | 1 | 2 |
| | New Orleans | 1 | 2 | 2.01 | 15 | 0 | 0 | 0 | 5 | 22.1 | 16 | 5 | 5 | 2 | 0 | 6 | 1 | 25 | 0 | 0 |
| 2015 | LOS ANGELES (NL) | 3 | 5 | 3.69 | 49 | 0 | 0 | 0 | 4 | 39.0 | 35 | 19 | 16 | 4 | 3 | 13 | 2 | 45 | 3 | 0 |
| | Oklahoma City | 1 | 0 | 8.31 | 5 | 0 | 0 | 0 | 0 | 4.1 | 5 | 4 | 4 | 0 | 0 | 2 | 0 | 3 | 2 | 0 |
| | Rancho Cucamonga | 0 | 0 | 6.00 | 3 | 1 | 0 | 0 | 0 | 3.0 | 4 | 2 | 2 | 0 | 0 | 0 | 0 | 5 | 0 | 0 |
| 2016 | LOS ANGELES (NL) | 5 | 4 | 5.53 | 37 | 0 | 0 | 0 | 0 | 40.2 | 40 | 26 | 25 | 8 | 1 | 21 | 4 | 43 | 4 | 0 |
| ML Totals | | 8 | 13 | 4.73 | 167 | 0 | 0 | 0 | 4 | 169.1 | 174 | 97 | 89 | 22 | 5 | 60 | 9 | 173 | 11 | 2 |

LIFETIME PLAYING RECORD

| Year | Club | AVG. | G | AB | R | H | 2B | 3B | HR | RBI | SH | SF | HP | BB | SO | SB | CS | SLG | OBP | E |
|------------------|------------------|-------------|------------|-----------|----------|----------|----------|----------|----------|----------|----------|----------|----------|----------|----------|----------|----------|-------------|-------------|----------|
| 2006 | Jamestown | .181 | 36 | 127 | 19 | 23 | 4 | 2 | 2 | 17 | 1 | 0 | 5 | 11 | 40 | 3 | 1 | .291 | .273 | 2 |
| 2007 | Greensboro | .242 | 102 | 356 | 62 | 86 | 23 | 1 | 15 | 50 | 0 | 6 | 5 | 34 | 104 | 8 | 6 | .438 | .312 | 8 |
| 2008 | Jupiter | .178 | 63 | 202 | 22 | 36 | 12 | 0 | 6 | 28 | 1 | 3 | 6 | 23 | 78 | 3 | 1 | .327 | .278 | 9 |
| 2009 | Jupiter | .333 | 6 | 18 | 4 | 6 | 1 | 0 | 0 | 2 | 0 | 0 | 1 | 1 | 8 | 0 | 1 | .389 | .400 | 0 |
| | Jacksonville | .218 | 51 | 156 | 29 | 34 | 9 | 3 | 8 | 27 | 2 | 3 | 4 | 14 | 43 | 1 | 0 | .468 | .294 | 3 |
| 2010 | New Orleans | .167 | 17 | 48 | 10 | 8 | 1 | 0 | 2 | 10 | 1 | 0 | 3 | 9 | 19 | 0 | 0 | .313 | .333 | 5 |
| | Jacksonville | .202 | 84 | 267 | 23 | 54 | 9 | 1 | 3 | 26 | 2 | 2 | 2 | 20 | 92 | 1 | 2 | .277 | .261 | 7 |
| | FLORIDA | .000 | 5 | 6 | 0 | 0 | 0 | 0 | 0 | 0 | 0 | 0 | 0 | 2 | 5 | 0 | 0 | .000 | .250 | 0 |
| 2011 | Jacksonville | .250 | 26 | 4 | 0 | 1 | 0 | 0 | 0 | 0 | 0 | 0 | 0 | 1 | 1 | 0 | 0 | .250 | .250 | 1 |
| 2012 | New Orleans | .000 | 26 | 1 | 0 | 0 | 0 | 0 | 0 | 0 | 0 | 0 | 0 | 1 | 0 | 0 | 0 | .000 | .000 | 1 |
| | MIAMI | .000 | 9 | 1 | 0 | 0 | 0 | 0 | 0 | 0 | 0 | 0 | 0 | 1 | 0 | 0 | 0 | .000 | .000 | 0 |
| 2013 | New Orleans | .000 | 34 | 1 | 0 | 0 | 0 | 0 | 0 | 0 | 0 | 0 | 0 | 0 | 0 | 0 | 0 | .000 | .000 | 2 |
| 2014 | New Orleans | — | 8 | 0 | 0 | 0 | 0 | 0 | 0 | 1 | 0 | 0 | 0 | 0 | 0 | 0 | 0 | — | — | 0 |
| | MIAMI | .000 | 47 | 1 | 0 | 0 | 0 | 0 | 0 | 0 | 0 | 0 | 0 | 0 | 0 | 0 | 0 | .000 | .000 | 0 |
| 2015 | LOS ANGELES (NL) | .000 | 45 | 1 | 0 | 0 | 0 | 0 | 0 | 0 | 0 | 0 | 0 | 0 | 0 | 0 | 0 | .000 | .000 | 0 |
| 2016 | LOS ANGELES (NL) | .333 | 34 | 3 | 0 | 1 | 0 | 0 | 1 | 0 | 0 | 0 | 0 | 0 | 0 | 0 | 0 | .333 | .333 | 1 |
| ML Totals | | .083 | 140 | 12 | 0 | 1 | 0 | 0 | 0 | 1 | 0 | 0 | 0 | 2 | 6 | 0 | 0 | .083 | .214 | 1 |

2017 ATHLETICS

CAREER TRANSACTIONS

2006 — Selected by the Florida Marlins in the 5th round of the First-Year Player Draft. **2014** — Traded to the Los Angeles Dodgers with pitcher Andrew Heaney, catcher Austin Barnes and infielder Enrique Herandez for pitcher Dan Haren, infielders Dee Gordon and Miguel Rojas and cash, December 10. **2015** — On the disabled list, June 15 to August 13; included rehabilitation assignments to Rancho Cucamonga, July 24 to August 2, and Oklahoma City, August 3 to 13. **2016** — On the paternity list, April 14. On the disabled list, July 20 to November 6. **2017** — On the disabled list, June 23 to Aug. 12; included rehabilitation assignments to AZL Dodgers, July 29 to August 3, and Oklahoma City, August 4 to 12. Traded to the Oakland Athletics for international slot cash, August 15.

DIVISION SERIES PITCHING RECORD

| Year | Club/Opp. | W | L | ERA | G | GS | CG | SHO | SV | IP | H | R | ER | HR | HB | BB | IBB | SO | WP | BK |
|------|-------------|---|---|------|---|----|----|-----|----|-----|---|---|----|----|----|----|-----|----|----|----|
| 2015 | LAD vs. NYM | 0 | 0 | 0.00 | 4 | 0 | 0 | 0 | 0 | 3.2 | 0 | 0 | 0 | 0 | 0 | 1 | 0 | 5 | 0 | 0 |

HATCHER'S CAREER BESTS

Low Hit Complete Game: None
Innings Pitched: 3.0, August 31, 2015 vs. San Francisco
Strikeouts: 5 (twice), last: June 2, 2016 at Chicago (NL)
Pitches: 55, June 20, 2012 at Boston
Longest Winning Streak: 3 (twice), last: May 8 to June 22
Longest Losing Streak: 7, July 8 to May 4, 2015
Longest Scoreless Streak: 8.0, July 18 to Aug. 1, 2014

**INFIELDER****Height/Weight:** 6-4 / 232**Bats/Throws:** Right / Right**Birthdate:** January 10, 1992**Opening Day Age:** 25**Birthplace/Resides:** West Hills, California / West Hills, California**Major League Service:** 80 days**Obtained:** Selected in the 3rd round of the 2013 First-Year Player Draft**Contract Status:** First year of a one-year contract through 2017**CAREER HIGHLIGHTS**

Made his Major League debut in 2016 and hit .305 with 13 home runs and 37 RBI in 73 games... was named to the *Baseball America* Major League All-Rookie Team... combined to bat .326 with 14 home runs and 64 RBI in 85 games with Double-A Midland and Triple-A Nashville in 2016 and was honored as the A's Organizational Hitter of the Year and a *Baseball America* Minor League All-Star... is a .293 (463-for-1579) hitter with 46 home runs and 238 RBI in 392 games in four seasons in the minors... was a Texas League Postseason All-Star in 2015... was originally drafted by the A's in the third round of the 2013 First-Year Player Draft.

2016 HIGHLIGHTS

Was called up by Oakland July 15 and started 72 of the A's 73 games after the All-Star Break at third base in his Major League debut... led ML rookies in doubles after the break (20) and topped American League rookies in hits (82) and extra base hits (33)... also ranked second in the AL in home runs (13), RBI (37) and runs (36)... overall, he tied for fourth among AL rookies in doubles, ranked fifth in multiple hit games (23), sixth in home runs and total bases (141), seventh in extra base hits, eighth in hits and RBI and tied for eighth in runs... hit .305 in his 72 games with Oakland after combining to bat .326 with 14 home runs and 64 RBI in 85 games with Double-A Midland and Triple-A Nashville... was honored as the A's Organizational Hitter of the Year and was named to both the *Baseball America* Major League All-Rookie Team and Minor League All-Star Team as the third baseman... his .305 batting average was the second best mark in Oakland history by a rookie with 250 or more plate appearances to Mitchell Page, who batted .307 in 1977... his .524 slugging percentage was second best to Mark McGwire's .618 in 1987... hit .223 over his first 28 games through Aug. 13... then batted .349 over his final 45 contests... improved each month after joining the A's... hit .241 with two home runs and seven RBI in July, .303 with four home runs and 10 RBI in August and .355 with seven home runs and 19 RBI in September... had a .313 (21-for-67) batting average against left-handed pitchers compared to .302 (61-for-202) against right-handers... also batted .333 in the seventh inning or later, .328 on the road, .316 with runners in scoring position and .313 at night... hit 13 home runs in 72 games, which tied for fourth most in Oakland history among players to appear in fewer than half of the A's games (80 games or fewer)... led A's third basemen with 72 starts, which were the most by an A's rookie since Eric Chavez had 98 in 1999... committed nine errors for a .954 fielding percentage... started games at every spot in the order except first and second... had his best success with a .368 average in 15 games in the six spot.

**OAKLAND A'S
ROOKIE BESTS
(MIN. 250 PA)**
BATTING AVERAGE

| | |
|-------------|-------------------------|
| .307 | Mitchell Page, 1977 |
| .305 | Ryon Healy, 2016 |
| .303 | Jemile Weeks, 2011 |
| .298 | Tony Batista, 1996 |
| .294 | Billy Burns, 2015 |

SLUGGING PERCENTAGE

| | |
|-------------|-------------------------|
| .618 | Mark McGwire, 1987 |
| .524 | Ryon Healy, 2016 |
| .521 | Mitchell Page, 1977 |
| .505 | Yoenis Céspedes, 2012 |
| .475 | Olmedo Saenz, 1999 |

OAKLAND: Went 0-for-4 in a start at third base in his ML debut on July 15 against Toronto... then hit a three-run home run in the second inning the next day off the Blue Jays R.A. Dickey for his first big league hit... became the first Athletic to homer for his first since Tom Wilson did it against Chicago (AL) on May 19, 2001... the three RBI are a career high (also Sept. 15 at Kansas City)... hit .316 over his first five games before going hitless in back-to-back games July 20 and 21... would never go more than two straight games without a hit all year... hit .197 over a 21-game stretch from July 20 to Aug. 12, which dropped his average to a season-low .222... hit his first career walk-off home run July 23 against

Tampa Bay, a solo shot to cap the A's three-run ninth inning in a 4-3 win...started each of his first 14 games with the A's before getting his only day off July 30...then started each of the A's final 58 games at third base...over the last 39 years, the only Athletic to start more consecutive games at third base is Eric Chavez, who had a streak of 97 from July 31, 2003 to May 22, 2004...had a career-high 14-game hitting streak from Aug. 13 to 28...went 21-for-52 (.404) during the streak, which was an A's season-high and the longest by an AL rookie in 2016...had an 18-game reaching base streak from Aug. 13 to Sept. 2...homered in back-to-back games for the only time Aug. 14 and 15...went 3-for-4 with a pair of doubles Aug. 23 against Cleveland, his first of five three-hit games...the other four came in September (10th, 15th, 25th and 27th)...the two-double game was one of five...hit safely in 10 consecutive games from Sept. 10 to 19...went 19-for-42 (.452) with four doubles, four home runs, 10 RBI, 13 runs scored and seven multiple hit games during the streak...a 2-for-4 performance on Sept. 14 at Kansas City lifted his average above .300 (.302) and he would remain above .300 for all but one day the remainder of the season...was named AL Rookie of the Month for September after hitting .355 with nine doubles, seven home runs and 19 RBI...became the first A's rookie to win the award since Nate Freiman in May 2013...tied Melky Cabrera for the AL lead in hits in September (38), ranked third in batting, tied for fourth in doubles, seventh in slugging (.636) and tied for 10th in home runs...went 0-for-4 with a career-high four strikeouts in the final game of the season Oct. 2 at Seattle...that snapped a 15-game road hitting streak (25-for-62, .403) and a 27-game road reaching base streak (.414 on-base percentage).

MINORS: In addition to making his Major League debut with Oakland, he also made his Triple-A debut in 2016...hit .338 at Double-A Midland and was promoted to Nashville May 17...batted .318 with the Sounds and combined to hit .326 with 14 home runs and 64 RBI in 85 games...had a .382 on-base percentage and a .558 slugging percentage for a .940 OPS...was tied for fifth in all of minor league baseball in extra base hits (46) at the time of his July 15 promotion to Oakland...was also tied for sixth in doubles (28) and ranked eighth in hits (110)...led the A's farm system in batting and slugging, ranked second in on-base percentage, sixth in extra base hits, seventh in RBI, tied for eighth in home runs and ninth in doubles (28)...had minor league career highs in triples (4) and walks (31)...hit .385 (30-for-78) against left-handed pitching compared to .309 (80-for-259) against right-handers...connected for 13 of his 14 home runs against righties...batted .400 at home with Midland and .402 on the road with Nashville...had a .351 batting average with runners on base and hit .403 in the eighth inning or later...appeared in 44 games at first base, 22 at third base, 20 at designated hitter and one at second base...committed nine errors, including six at first base (.987 fielding percentage) and three at third base (.930)...hit 12 of his 14 home runs as a first baseman...hit in every spot in the order from third through seventh and had his most action with 38 games in the three spot...went 3-for-5 with a season-high five RBI April 14 against Arkansas...had season-highs in hits (4) and runs scored (40) April 29 against San Antonio...that started a season-best seven-game hitting streak that ran through May 5...went 14-for-28 (.500) with 11 runs scored, four doubles, two triples, two home runs and 10 RBI during the streak, which lifted his average to .360...then went 9-for-34 (.265) over his final nine games with Midland before he was promoted to Nashville May 17...had three hits in his Sounds debut May 17 against Fresno and batted .367 over his first 20 games with Nashville...struck out four times June 17 against Round Rock...represented the United States in the Futures Game at San Diego on July 10 and went 2-for-3 with a double and walk...returned to Nashville to go 2-for-5 July 14 at El Paso but was promoted to Oakland the next day.

CAREER

2015—Was named to the Texas League Postseason All-Star Team after batting .302 with 10 home runs and 62 RBI in 124 games in his Double-A debut at Midland...ranked second in the TL in hits (153), third in at bats (507), fourth in total bases (216), fifth in batting and sixth in doubles (31)...led the league in grounded into double plays (21)...ranked third in the A's farm system in hits, fifth in batting and seventh in doubles and RBI...had a minor league career highs in doubles and strikeouts (82)...was also named to the TL Midseason All-Star team...hit .351 against left-handed pitching, .284 against right-handers...batted .274 with five home runs and 26 RBI in 69 games during the first half, .335 with five home runs and 36 RBI in 55 games in the second half...hit .317 at night, .208 during the day...appeared in 84 games at third base and 24 at first base...made 16 errors as a third baseman for a .930 fielding percentage...had two errors at first base (.990)...also hit .375 in 16 games at designated hitter...hit in every spot in the order except leadoff and saw his most action with 36 games batting seventh...went 5-for-6 and scored five runs in a 23-8 win over Frisco on May 9...it was his first of three five-hit games as he went 5-for-5 on July 29 at Frisco and 5-for-7 in a 14-inning game at Tulsa Aug. 21...started at third base for the South All-Stars in the Texas League All-Star Game on June 30 at Corpus Christi and went 1-for-2 with a home

run and RBI...was on the disabled list from July 6 to 15 after getting 11 stitches and having five teeth readjusted after getting hit in the mouth on a bad hop grounder...was named Texas League Player of the Week for the week of July 27-Aug. 2 after going 12-for-27 (.444) with two doubles, two home runs and nine RBI...hit .368 in 18 games in July and then batted .364 in 27 games in August...had a season-best 12-game hitting streak from July 31 to Aug. 12...went 21-for-52 (.404) with 11 RBI and nine multiple hit games during the streak...went 0-for-4 Aug. 13 against Springfield and then hit safely in each of his next 10 games (21-for-48, .438)...hit .404 over a 23-game stretch from July 31 to Aug. 25...his five-hit game on Aug. 21 at Tulsa lifted his batting average over .300 (.303) for the first time since April 18 (ninth game of the season)...it would remain above .300 for the remainder of the season...earned TL Player of the Week honors a second time for the week of Aug. 17-23...went 15-for-32 (.469) with seven runs, five doubles, a home run and four RBI...had back-to-back two-double games Aug. 22 and 23 at Tulsa...went 11-for-31 (.355) with three doubles, a home run and four RBI in seven postseason games to help Midland to their second consecutive Texas League Championship.

2014—Spent his first full professional season at Single-A Stockton and batted .285 with 16 home runs and 83 RBI in 136 games...led the California League in at bats (561) and grounded into double plays (20), ranked second in games and plate appearances per strikeout (7.59) and third in hits (160)...ranked third in the A's farm system in hits, fourth in RBI, fifth in total bases (240), tied for sixth in home runs and doubles (28), eighth in batting and runs (73) and ninth in extra base hits (46)...had minor league career bests in games, at bats, runs, hits, home runs and RBI...hit .308 against right-handed pitching, .221 against left-handers...batted .326 after the All-Star Break and .360 in the seventh inning or later...went 11-for-18 (.611) with a grand slam and 19 RBI with the bases loaded...appeared in 48 games at third base and 34 at first base...committed eight errors, all as a third baseman...had a .937 fielding percentage at third base...also batted .299 in 55 games as the designated hitter...saw his most playing time with 49 games hitting fifth...had two four-hit games over a three-game stretch: June 21 against Bakersfield and June 23 at Lancaster...batted .353 in 24 games in June...hit a grand slam on July 30 against Inland Empire...had a 21-game hitting streak from Aug. 7 to 31 (31-for-90, .344), which was the longest in the Cal League in 2014...it was part of a 32-game reaching base streak from July 27 to Aug. 31 (.368 on-base percentage), which was third longest...hit .328 in 27 games in August...went 0-for-9 with four strikeouts in two postseason games for the Ports.

2013—Made his professional debut with the A's affiliate in the Arizona Rookie League and hit .214 with two home runs and eight RBI in 11 games...was transferred to Short Season Vermont on July 25 and batted .233 with four home runs and 21 RBI in 36 games with the Lake Monsters...hit .230 in 47 games overall...batted .238 against left-handed pitchers, .227 against right-handers...hit .320 with runners in scoring position and two outs...appeared in 26 games at third base, 15 at first base and seven at designated hitter...hit third 28 times and fourth 19 times...singled at the Dodgers July 11 for his first professional hit...homed in back-to-back games July 14 against the Cubs and July 15 at the Cubs for the first home runs of his career...went 4-for-5 with two doubles, a home run and five RBI Aug. 30 at Tri City.

PERSONAL/MISCELLANEOUS

Ryon Christopher Healy was originally signed by Jim Coffman...graduated from Crespi Carmelite HS (CA)...attended the University of Oregon...set an Oregon Ducks career record with 118 RBI despite playing just three seasons...signed autographs for elementary school students at the Oakland Zoo and participated in a Youth Sports Nation community event as part of the A's Holiday Party in 2016.

LIFETIME PLAYING RECORD

| Year | Club | AVG. | G | AB | R | H | 2B | 3B | HR | RBI | SH | SF | HP | BB | SO | SB | CS | SLG | OBP | E |
|------------------|-----------|-------------|-----------|------------|-----------|-----------|-----------|----------|-----------|-----------|----------|----------|----------|-----------|-----------|----------|----------|-------------|-------------|----------|
| 2013 | AZL A's | .214 | 11 | 28 | 4 | 6 | 0 | 1 | 2 | 8 | 0 | 2 | 0 | 3 | 4 | 0 | 0 | .500 | .273 | 0 |
| | Vermont | .233 | 36 | 146 | 12 | 34 | 10 | 0 | 4 | 21 | 0 | 1 | 2 | 2 | 24 | 2 | 1 | .384 | .252 | 15 |
| 2014 | Stockton | .285 | 136 | 561 | 73 | 160 | 28 | 2 | 16 | 83 | 0 | 8 | 3 | 28 | 79 | 0 | 0 | .428 | .318 | 8 |
| 2015 | Midland | .302 | 124 | 507 | 63 | 153 | 31 | 1 | 10 | 62 | 1 | 4 | 1 | 30 | 82 | 0 | 1 | .426 | .339 | 18 |
| 2016 | Midland | .338 | 36 | 145 | 27 | 49 | 12 | 3 | 8 | 34 | 0 | 1 | 0 | 18 | 35 | 1 | 0 | .628 | .409 | 5 |
| | Nashville | .318 | 49 | 192 | 33 | 61 | 16 | 1 | 6 | 30 | 0 | 3 | 2 | 13 | 40 | 0 | 1 | .505 | .362 | 4 |
| | OAKLAND | .305 | 72 | 269 | 36 | 82 | 20 | 0 | 13 | 37 | 1 | 0 | 1 | 12 | 60 | 0 | 0 | .524 | .337 | 9 |
| ML Totals | | .305 | 72 | 269 | 36 | 82 | 20 | 0 | 13 | 37 | 1 | 0 | 1 | 12 | 60 | 0 | 0 | .524 | .337 | 9 |

CAREER TRANSACTIONS

2013 — Selected by the Oakland Athletics organization in the third round of the free agent draft.

VS. THE AMERICAN LEAGUE

| 2016 | | | | | CAREER | | | | | |
|------|----|----|----|-----|-------------|------|----|----|----|-----|
| AVG. | AB | H | HR | RBI | vs. TEAM | AVG. | AB | H | HR | RBI |
| .167 | 12 | 2 | 1 | 2 | Baltimore | .167 | 12 | 2 | 1 | 2 |
| .200 | 10 | 2 | 0 | 0 | Boston | .200 | 10 | 2 | 0 | 0 |
| .231 | 13 | 3 | 0 | 0 | Chicago | .231 | 13 | 3 | 0 | 0 |
| .412 | 17 | 7 | 0 | 2 | Cleveland | .412 | 17 | 7 | 0 | 2 |
| — | 0 | 0 | 0 | 0 | Detroit | — | 0 | 0 | 0 | 0 |
| .182 | 33 | 6 | 1 | 5 | Houston | .182 | 33 | 6 | 1 | 5 |
| .529 | 17 | 9 | 2 | 7 | Kansas City | .529 | 17 | 9 | 2 | 7 |
| .412 | 34 | 14 | 2 | 8 | Los Angeles | .412 | 34 | 14 | 2 | 8 |
| — | 0 | 0 | 0 | 0 | Minnesota | — | 0 | 0 | 0 | 0 |
| — | 0 | 0 | 0 | 0 | New York | — | 0 | 0 | 0 | 0 |
| — | 0 | 0 | 0 | 0 | Oakland | — | 0 | 0 | 0 | 0 |
| .237 | 38 | 9 | 3 | 5 | Seattle | .237 | 38 | 9 | 3 | 5 |
| .267 | 15 | 4 | 1 | 1 | Tampa Bay | .267 | 15 | 4 | 1 | 1 |
| .354 | 48 | 17 | 2 | 4 | Texas | .354 | 48 | 17 | 2 | 4 |
| .273 | 11 | 3 | 1 | 3 | Toronto | .273 | 11 | 3 | 1 | 3 |

VS. THE NATIONAL LEAGUE

| 2016 | | | | | CAREER | | | | | |
|------|----|---|----|-----|-----------|------|----|---|----|-----|
| AVG. | AB | H | HR | RBI | vs. TEAM | AVG. | AB | H | HR | RBI |
| .200 | 10 | 2 | 0 | 0 | Chicago | .200 | 10 | 2 | 0 | 0 |
| .364 | 11 | 4 | 0 | 0 | St. Louis | .364 | 11 | 4 | 0 | 0 |

MONTHLY BREAKDOWN

| 2016 | | | | | CAREER | | | | | |
|------|-----|----|----|-----|-----------|------|-----|----|----|-----|
| AVG. | AB | H | HR | RBI | by MONTH | AVG. | AB | H | HR | RBI |
| — | 0 | 0 | 0 | 0 | April | — | 0 | 0 | 0 | 0 |
| — | 0 | 0 | 0 | 0 | May | — | 0 | 0 | 0 | 0 |
| — | 0 | 0 | 0 | 0 | June | — | 0 | 0 | 0 | 0 |
| .241 | 54 | 13 | 2 | 7 | July | .241 | 54 | 13 | 2 | 7 |
| .303 | 99 | 30 | 4 | 10 | August | .303 | 99 | 30 | 4 | 10 |
| .355 | 107 | 38 | 7 | 19 | September | .355 | 107 | 38 | 7 | 19 |
| .111 | 9 | 1 | 0 | 1 | October | .111 | 9 | 1 | 0 | 1 |

BATTING BREAKDOWN

| 2016 | | | | | CAREER | | | | | |
|------|-----|----|----|-----|-------------------|------|-----|----|----|-----|
| AVG. | AB | H | HR | RBI | by CATEGORY | AVG. | AB | H | HR | RBI |
| .281 | 135 | 38 | 8 | 21 | Home | .281 | 135 | 38 | 8 | 21 |
| .328 | 134 | 44 | 5 | 16 | Away | .328 | 134 | 44 | 5 | 16 |
| .287 | 87 | 25 | 7 | 15 | Day | .287 | 87 | 25 | 7 | 15 |
| .313 | 182 | 57 | 6 | 22 | Night | .313 | 182 | 57 | 6 | 22 |
| — | 0 | 0 | 0 | 0 | Pre-ASG | — | 0 | 0 | 0 | 0 |
| .305 | 269 | 82 | 13 | 37 | Post-ASG | .305 | 269 | 82 | 13 | 37 |
| .313 | 67 | 21 | 4 | 5 | vs. LHP | .313 | 67 | 21 | 4 | 5 |
| .302 | 202 | 61 | 9 | 32 | vs. RHP | .302 | 202 | 61 | 9 | 32 |
| .316 | 57 | 18 | 3 | 24 | RISP | .316 | 57 | 18 | 3 | 24 |
| .200 | 5 | 1 | 0 | 1 | Bases Loaded | .200 | 5 | 1 | 0 | 1 |
| — | 0 | 0 | 0 | 0 | Pinch Hitter | — | 0 | 0 | 0 | 0 |
| — | 0 | 0 | 0 | 0 | Designated Hitter | — | 0 | 0 | 0 | 0 |

BALLPARK BREAKDOWN

| | AVG. | AB | H | HR | RBI |
|----------------------|------|-----|----|----|-----|
| Angel Stadium | .409 | 22 | 9 | 1 | 5 |
| Busch Stadium | .364 | 11 | 4 | 0 | 0 |
| Globe Life Arlington | .361 | 36 | 13 | 1 | 2 |
| Kauffman Stadium | .529 | 17 | 9 | 2 | 7 |
| Minute Maid Park | .182 | 11 | 2 | 0 | 0 |
| Oakland Coliseum | .281 | 135 | 38 | 8 | 21 |
| Progressive Field | .143 | 7 | 1 | 0 | 0 |
| Safeco Field | .176 | 17 | 3 | 1 | 2 |
| U.S. Cellular Field | .231 | 13 | 3 | 0 | 0 |

FIELDING STATISTICS

Third Base

| YEAR | PCT. | G | PO | A | E | TC | DP |
|---------------|-------------|-----------|-----------|------------|----------|------------|----------|
| 2016 | .954 | 72 | 42 | 144 | 9 | 195 | 9 |
| Totals | .954 | 72 | 42 | 144 | 9 | 195 | 9 |

HEALY'S CAREER HIGHS

Hits: 3 (five times), last: September 27, 2016 at Los Angeles (AL)

Home Runs: 1 (13 times), last: September 30, 2016 at Seattle

Runs Batted In: 3 (twice), last: September 15, 2016 at Kansas City

Stolen Bases: None

Hitting Streak: 14, August 13 to 28, 2016

Hitless Streak (At Bats): 11, September 19 to 21, 2016

Game Ending RBI: 1, July 23, 2016 vs. Tampa Bay (home run)

Grand Slams: None

Pinch-Hit Home Runs: None

Inside-The-Park Home Runs: None

Lead Off Home Runs: None

A'S CONTRACT STATUS

Through 2017 (36): RHP Raul Alcántara, IF Yonder Alonso, RHP John Axford, IF Franklin Barreto, RHP Chris Bassitt, RHP Paul Blackburn, OF Jaycob Brugman, IF Mark Canha, RHP Jharel Cotton, LHP Daniel Coulombe, OF Khris Davis, OF Rajai Davis, RHP Ryan Dull, RHP Kendall Graveman, RHP Sonny Gray, RHP Jesse Hahn, IF Ryon Healy, RHP Liam Hendriks, IF Jed Lowrie (includes club option for 2018), LHP Sean Manaea, C Bruce Maxwell, RHP Daniel Mengden, RHP Frankie Montas, IF Yairo Muñoz, IF Renato Núñez, OF Matt Olson, C Josh Phegley, IF Chad Pinder, IF Trevor Plouffe, IF Adam Rosales, IF Marcus Semien, OF Jake Smolinski, RHP Andrew Triggs, C Stephen Vogt, RHP Bobby Wahl, IF Joey Wendle

Through 2018 (4): RHP Santiago Casilla, LHP Sean Doolittle (includes club options for 2019 and 2020), OF Matt Joyce, RHP Ryan Madson

**RIGHT-HANDED PITCHER****Height/Weight:** 6-1 / 207**Bats/Throws:** Left / Right**Birthdate:** June 15, 1990**Opening Day Age:** 26**Birthplace/Resides:** Newton, Massachusetts / Needham, Massachusetts**Major League Service:** None**Obtained:** Selected in the 23rd round of the 2012 First-Year Player Draft**Contract Status:** First year of a one-year contract through 2017**NON-ROSTER INVITEE****CAREER HIGHLIGHTS**

Is 13-9 with 26 saves and a 2.89 ERA (79 er in 246.0 ip) in 189 career appearances, all in relief, in five professional seasons...has 334 strikeouts in 246.0 innings, an average of 12.22 strikeouts per nine innings...has surrendered just 13 home runs, an average of 0.48 per nine innings...opponents are batting .208 (187-for-901)...tied for second in the A's farm system with eight saves in 2016...had a 28.1-inning scoreless streak that spanned 22 appearances from May 29 to Aug. 3, 2015...was selected by Oakland in the 23rd round of the 2012 draft.

2016 HIGHLIGHTS

Spent the entire season at Triple-A Nashville and went 4-3 with a career-high eight saves, a 3.61 ERA and .202 opponents batting average in 44 relief appearances...also had career highs in wins and walks (26) and matched his high in losses and wild pitches (6)...struck out 76 batters in 52.1 innings, an average of 13.07 per nine innings...tied for second in the A's farm system in saves...was 2-0 with five saves, a 2.80 ERA and .184 opponents batting average in 30 games before the All-Star Break...then went 2-3 with three saves, a 5.29 ERA and .238 opponents average in 14 appearances after the break...stranded all 12 of his inherited runners before the All-Star Break but allowed all three to score after the break...his opponents batting average included a .140 (16-for-114) mark against right-handed hitters compared to .297 (22-for-74) against left-handers...surrendered two of his three home runs and issued 13 of his 26 walks to left-handed hitters...had a .431 OPS against righties, .875 against lefties...allowed a .150 batting average to hitters leading off an inning but issued seven walks for a .277 on-base percentage...yielded a .235 batting average with runners in scoring position, including .179 with RISP and two outs...allowed 3-of-15 (20.0%) inherited runners to score...converted 8-of-14 (57.1%) save opportunities...combined for a 2.14 ERA in the eighth and ninth innings...had a 9.58 ERA in all other innings...compiled a 2.70 ERA and .150 opponents batting average in 25 games at home, a 4.84 ERA and .261 opponents average in 19 contests on the road...tossed at least one inning in 43 of his 44 appearances, including a season-high 2.0 innings six times...struck out at least one batter in each of his first 22 games and 40 of 44 appearances overall...did not allow a run over his first five games (6.0 ip) and opponents were 1-for-17 (.059)...then allowed a season-high four runs on a season-high five hits in 1.1 innings at Colorado Springs on April 22...struck out 17 batters in 9.2 innings over eight appearances in April...surrendered his first home run May 8 at Memphis...it was his first home run since Aug. 24, 2014, snapping a 57-game, 69.0-inning homerless streak...had a seven-game scoreless streak from June 6 to 25 (8.0 ip) and allowed just one hit (.040 opponents batting average) and one walk over that stretch...had a win and three saves during the streak...struck out a season-high four batters in 1.1 scoreless innings June 25 against Omaha...had four blown saves over an eight-game stretch from June 27 to July 24...posted a 1.80 ERA and .094 opponents batting average in nine games in June...his season ERA stood at 2.83 at the end of July and he had issued just 16 walks in 41.1 innings...then compiled a 6.55 ERA in eight games in August and walked 10 batters in 11.0 innings...matched his season-high with four strikeouts Aug. 3 at Colorado Springs but allowed a season-high tying four runs in 2.0 innings for the blown save and loss...issued a season-high four walks in 2.0 innings Aug. 19 against Tacoma but two were intentional...had two saves and did not allow a run in three postseason appearances for the Sounds (3.0 ip, 1 h, 1 bb, 1 so).

CAREER

2015—Spent the entire season at Double-A Midland where he went 3-1 with three saves, a 1.95 ERA and .172 opponents batting average in a career-high tying 45 relief appearances...did not allow a home run in 55.1 innings...his opponents batting average included a .157 mark against left-handed hitters compared to .184 against right-handers...opponents hit .183 with runners in scoring position, including .129 with RISP and two outs...did not allow a run in seven games in April (9.1 ip), eight outings in June (11.1 ip) and 12 contests in July (13.1 ip)...converted each of his three save opportunities...allowed 3-of-17 (17.6%) inherited runners to score...had a 1.04 ERA in ERA in 20 games at home, a 2.76 ERA and all three of his saves in 25 contests on the road...allowed seven of his 12 runs in four games during the day (10.50 ERA)...had a 0.91 ERA in 41 appearances at night...did not allow a run 39 of his 45 appearances...tossed at least one inning 44 times, including two or more seven times...struck out a season-high four batters in 2.0 scoreless innings April 25 against San Antonio...tossed a season-high 2.2 scoreless innings May 29 against Springfield...that began a 28.1-inning scoreless streak that spanned 22 appearances from May 29 to Aug. 3...opponents were 7-for-89 (.079) with 12 walks over that span...opponents went 1-for-35 (.029) in the month of June...did not allow a hit over a seven-game stretch from July 6 to 21 (7.1 ip), but walked five batters over that span...was placed on the disabled list Aug. 14 with a strained right elbow...was reinstated Aug. 21...did not allow a run in two postseason appearances for the RockHounds (1.2 ip, 1 h, 2 bb, 2 so).

2014—Pitched for three different teams in the A's farm system and was a combined 3-3 with seven saves and a 4.28 ERA in 45 appearances...had career highs in strikeouts (86), games, innings pitched (61.0), hits (57), runs (31) and home runs (6) and matched his high in losses...tied for eighth in the A's farm system in saves...averaged 12.69 strikeouts per nine innings...began the season at Single-A Stockton and was 2-1 with three saves and a 1.04 ERA in 13 games before he was promoted to Double-A Midland May 16...went 0-1 with four saves and a 2.33 ERA in 12 games with the RockHounds and was moved up to Triple-A Sacramento July 1...compiled a 1-1 record and an 8.14 ERA in 20 appearances with the River Cats...had 58 strikeouts and 10 walks with Stockton and Midland (5.80 strikeout-to-walk ratio) and 28 strikeouts and 14 walks with Sacramento (2.00 strikeout-to-walk ratio)...converted all seven of his save opportunities with Stockton and Midland but blew his only save chance with Sacramento...combined with all three clubs for a .243 opponents batting average...that included a .233 mark against right-handed hitters compared to .255 against left-handers...yielded a .194 average with the bases empty, .297 with runners on...allowed 3-of-12 (25.0%) inherited runners to score...struck out a season-high six batters in 2.0 innings May 7 at Visalia (also had six strikeouts in 2.0 innings May 31 at Tulsa...did not allow a run over an eight-game stretch from May 31 to June 25 (12.1 ip)...opponents went 8-for-45 (.178) over that span.

2013—Started the season at Single-A Beloit of the Midwest League and was 0-1 with two saves and a 0.94 ERA in 18 relief appearances when he was transferred to Single-A Stockton of the California League June 20...went 1-1 with three saves and a 1.86 ERA in 15 appearances with the Ports...combined for a 1-2 record, five saves and a career-low 1.31 ERA in 33 relief appearances overall...struck out 74 batters in 48.0 innings, an average of 13.88 per nine innings...walked just 10 (1.88 per nine innings) for a strikeout-to-walk ratio of 7.40...allowed a .189 opponents batting average, including .167 against right-handed hitters compared to .224 against left-handed hitters...issued all 10 of his walks to lefties...yielded a .158 average with runners in scoring position...opponents hit .093 with a .152 on-base percentage when leading off an inning...was 5-for-7 (71.4%) in save opportunities...allowed 4-of-11 (36.4%) inherited runners to score...did not allow an earned run over his final 14 games with Beloit (19.1 ip) or his first four games with Stockton (5.0 ip)...surrendered an earned run in just five of 33 outings overall...struck out at least one batter in each of his 33 games...had a 15.0-inning scoreless streak from May 10 to June 14...did not allow a run over his final nine games (12.1 ip) and opponents were 5-for-43 (.116) over that span...was placed on the disabled list Aug. 11 with strained left oblique muscle and missed the remainder of the season.

2012—Made his professional debut with Short-Season Single-A Vermont and was 2-0 with three saves and a 3.07 ERA in 22 appearances, all in relief...struck out 45 batters in 29.1 innings, an average of 13.81 per nine innings...did not surrender a home run...allowed a .234 opponents batting average, including .200 against right-handed hitters compared to .293 against left-handers...had a 3.48 ERA in 15 games before the All-Star Break, a 2.08 ERA in seven games after the break...converted each of his three save opportunities...allowed 4-of-10 (40.0%) inherited runners to score...opponents hit .438 with

runners in scoring position and two outs...made his debut on June 19 against Tri-City (1.0 ip, 2 h, 3 r, 3 er, 2 so, 2 hbp)...recorded his first save June 29 against Lowell (1.0 ip, 1 bb, 2 so)...was credited with his first win July 7 in a 4-2, 10-inning win over State College (2.0 ip, 1 h, 2 so)...had a 12.0-inning scoreless streak from July 24 to Aug. 18...compiled a 1.59 ERA in eight relief appearances in August.

PERSONAL/MISCELLANEOUS

Tucker Joseph Healy was originally signed by A's scout Matt Higginson...graduated from Needham High School in 2008...graduated from Ithaca College...was a four-time Empire 8 All-Star...left Ithaca tied for the school's career saves record (16).

LIFETIME PITCHING RECORD

| Year | Club | W | L | ERA | G | GS | CG | SHO | SV | IP | H | R | ER | HR | HB | BB | IBB | SO | WP | BK |
|----------------------------|------------|-----------|----------|-------------|------------|----------|----------|----------|-----------|--------------|------------|-----------|-----------|-----------|----------|-----------|----------|------------|-----------|----------|
| 2012 | Vermont | 2 | 0 | 3.07 | 22 | 0 | 0 | 0 | 3 | 29.1 | 26 | 11 | 10 | 0 | 2 | 13 | 0 | 45 | 6 | 0 |
| 2013 | Beloit | 0 | 1 | 0.94 | 18 | 0 | 0 | 0 | 2 | 28.2 | 20 | 7 | 3 | 2 | 0 | 5 | 0 | 43 | 2 | 0 |
| | Stockton | 1 | 1 | 1.86 | 15 | 0 | 0 | 0 | 3 | 19.1 | 13 | 4 | 4 | 2 | 1 | 5 | 0 | 31 | 0 | 0 |
| 2014 | Stockton | 2 | 1 | 1.04 | 13 | 0 | 0 | 0 | 3 | 17.1 | 9 | 2 | 2 | 1 | 1 | 4 | 0 | 29 | 0 | 0 |
| | Midland | 0 | 1 | 2.33 | 12 | 0 | 0 | 0 | 4 | 19.1 | 17 | 5 | 5 | 1 | 0 | 6 | 1 | 29 | 1 | 0 |
| | Sacramento | 1 | 1 | 8.14 | 20 | 0 | 0 | 0 | 0 | 24.1 | 31 | 24 | 22 | 4 | 1 | 14 | 0 | 28 | 1 | 0 |
| 2015 | Midland | 3 | 1 | 1.95 | 45 | 0 | 0 | 0 | 3 | 55.1 | 33 | 12 | 12 | 0 | 2 | 25 | 3 | 53 | 1 | 0 |
| 2016 | Nashville | 4 | 3 | 3.61 | 44 | 0 | 0 | 0 | 8 | 52.1 | 38 | 25 | 21 | 3 | 1 | 26 | 4 | 76 | 6 | 0 |
| Minor League Totals | | 13 | 9 | 2.89 | 189 | 0 | 0 | 0 | 26 | 246.0 | 187 | 90 | 79 | 13 | 8 | 98 | 8 | 334 | 17 | 0 |

CAREER TRANSACTIONS

2012 — Selected by the Oakland Athletics organization in the 23rd round of the First-Year Player Draft.

**RIGHT-HANDED PITCHER****Height/Weight:** 6-0 / 198**Bats/Throws:** Right / Right**Birthdate:** February 10, 1989**Opening Day Age:** 28**Birthplace/Resides:** Perth, Australia / Marmion, Australia**Major League Service:** 3 years, 38 days**Obtained:** Acquired from Toronto for Jesse Chavez, November 20, 2015**Contract Status:** First year of a one-year contract through 2017**CAREER HIGHLIGHTS**

Has pitched exclusively in relief the last two seasons and is 5-4 with a 3.34 ERA (48 er in 129.1 ip) in 111 appearances...went 3-15 with a 5.92 ERA in 39 games, including 34 starts, over his first four seasons in the majors...is now 8-19 with a 4.87 ERA in 150 career appearances (34 starts) in six seasons with Minnesota (2011-13), Toronto (2014, 15), Kansas City (2014) and Oakland...led all Triple-A pitchers with a 2.45 ERA in 2014...was named to the World Team in the All-Star Futures game in 2010 and 2011...was named Minnesota' Minor League Pitcher of the Year in 2011...pitched for Australia in the World Baseball Classic in 2009.

2016 HIGHLIGHTS

Compiled a 3.76 ERA and .270 opponents batting average in 53 relief appearances in his first season with the A's...had an 8.27 ERA and .394 opponents batting average in 11 games before going on the disabled list in early May with a strained right triceps...logged a 2.23 ERA and .222 opponents batting average in 42 games following his return from the DL...struck out 71 batters in 64.2 innings for the second consecutive season and matched his career high in strikeouts...has an average of 9.88 strikeouts per nine innings over his last two seasons after posting a mark of 5.87 over his first four seasons...walked just 14 (1.95 per nine innings) for a strikeout-to-walk ratio of 5.07...posted a 0-4 record after going 5-0 in 2015...allowed just 5-of-34 (14.7%) inherited runners to score, which was the fourth lowest mark in the American League...first batters faced hit .231 with one walk (.245 on-base percentage)...his opponents batting average included a .228 (23-for-101) mark against left-handed hitters compared to .297 (46-for-155) against right-handers...in 2015, he had a .283 mark against lefties, .207 against righties...allowed 69 hits in 2016, which tied for sixth most among AL relievers...yielded a .260 average with runners in scoring position, but that dropped to .194 with RISP and two outs...was 0-2 with a 6.00 ERA, .351 opponents batting average and four home runs in 20 games before the All-Star Break...then went 0-2 with a 2.15 ERA, .204 opponents batting average and two home runs in 33 games after the break...had no decisions and a 2.78 ERA in 26 games in Oakland...was 0-4 with a blown save, a 4.97 ERA and five of his six home runs in 27 outings on the road...now has a 3.72 ERA (72 er in 174.1 ip) in 77 career appearances at home compared to 6.26 (100 er in 143.2 ip) in 73 games on the road...compiled a 1.80 ERA and .221 opponents batting average in 31 games at night, a 6.93 ERA and .336 opponents average in 22 games during the day...had a 0.93 ERA in nine games with no rest, a 4.25 ERA in his other 44 outings...combined for a 2.34 ERA in the seventh and eighth innings but posted a 10.24 ERA in the ninth inning...has a career ERA of 7.20 (16 er in 20.0 ip) in the ninth inning...was 0-4 with a 2.70 ERA in 28 appearances against AL West competition, 0-0 with a 4.88 ERA in 25 games against all other teams...opponents were successful in 10-of-11 (90.9%) stolen bases attempts of him and the 10 steals were fourth most among AL relievers...they are 33-for-40 (82.5%) with him on the mound in his career...did not commit an error and has not made an error in 150 career appearances (46 total chances)...tossed more than one inning in 24 of his 53 outings.

OAKLAND: Tossed a season-high 2.2 innings and retired all seven batters he faced in his first appearance as an Athletic April 5 against Chicago (AL)...then allowed a season-high four runs on a season-high six hits in 1.0 inning in his second appearance two days later against the White Sox...allowed two or more runs four times over a seven-game stretch from April 7 to 27...had a 12.00 ERA and opponents went 23-for-46 (.500)...made the 100th appearance of his career April 11 against Los Angeles (AL)...struck out a season-high five batters in 2.0 innings, April 27 at Detroit...finished April with a 9.26 ERA and .434 opponents batting average in eight games...surrendered three runs in 1.2 innings May 7 at Bal-

timore to raise his ERA to 8.27...that was his last outing before being placed on the 15-day DL May 10, retroactive to May 8, with a strained right triceps...made one rehab appearance with Single-A Stockton June 7 (1.0 ip, 1 so) and three with Triple-A Nashville from June 10 to 16 (4.2 ip, 4 h, 2 r, 2 er, 2 bb, 3 so, 3.86 ERA) before he was reinstated from the DL June 19...had a 2.70 ERA and .282 opponents batting average over his first eight games following his return...then compiled a 1.37 ERA and .155 opponents batting average over his next 16 games from July 6 to Aug. 15...had a season-best 8.2-inning scoreless streak from July 15 to 26...posted a 1.23 ERA and .154 opponents batting average in 11 games in July...walked two batters on Aug. 17 at Texas, matching his most ever as a reliever (Sept. 27, 2013 vs. Cleveland)...issued two free passes again on Sept. 18, also at Texas...was charged with the loss and his only blown save of the season Aug. 31 at Houston...entered the game to start the bottom of the eighth inning with a 3-1 lead and allowed three runs...then compiled a 1.38 ERA over his final 12 appearances beginning Sept. 5...had a seven-game scoreless streak from Sept. 7 to 20 (7.0 ip).

CAREER

2015—Pitched exclusively in relief for the first time in his career and was 5-0 with a 2.92 ERA in 58 games with Toronto...had career highs in games, strikeouts (71) and wins...his ERA was a career low as was his .240 opponents batting average, .276 on-base percentage and .329 slugging percentage...issued 11 walks in 64.2 innings and his average of 1.53 walks per nine innings ranked eighth lowest among American League relievers...struck out 71 and his strikeout-to-walk ratio of 6.45 ranked fourth...also tied for ninth in wins...his opponents batting average included a .207 mark against right-handed hitters compared to .283 against left-handers...allowed a .204 batting average with the bases empty, .293 with runners on base...however, surrendered a .179 batting average with runners in scoring position and two outs...opponents were 0-for-7 with the bases loaded...yielded a .134 batting average with two strikes...the opponents number four hitter was 1-for-25 (.040)...allowed 9-of-30 (30.0%) inherited runners to score...first batters faced were 13-for-53 (.245) with four walks and a hit by pitch (.310 on-base percentage)...did not allow a run in 11 interleague games (11.2 ip, 4 h, 1 bb, 18 so)...had a 2.21 ERA and .213 opponents batting average in 32 games at home, a 3.86 ERA and .273 opponents average in 26 contests on the road...logged a 1.75 ERA in 21 day games, a 3.69 ERA in 37 outings at night...tossed more than one inning in 19 of his 58 games, including two or more 10 times...never walked more than one batter in an outing...did not allow a run over his first five games and 6.0 innings...tossed a season-high 3.0 scoreless innings May 9 against Boston...surrendered his first two home runs of the season May 16 at Houston...would allow just one home run over his final 45 games and 47.1 innings (Sept. 22 against New York-AL)...compiled a 0.87 ERA over a 26-game stretch from May 27 to Aug. 25 and did not allow a run in 24 of those contests...walked in his only plate appearance June 2 at Washington...did not allow a run in 11 games in June (13.0 ip), giving him a career-high 14.1-inning scoreless streak dating back to May 31...had a 13.0-inning scoreless streak from July 22 to Aug. 25...surrendered just five hits during the second scoreless streak (.119 opponents average) and struck out 19 batters...matched his season high with 3.0 innings pitched July 2 against Boston...struck out a season-high five batters in 2.0 innings July 28 against Philadelphia...retired each of the first 20 batters he faced after the All-Star Break before hitting Mike Moustakas with a pitch Aug. 1 against Kansas City...had no decisions and a 5.40 ERA in three postseason appearances with Toronto...made his postseason debut in Game 2 of the ALDS against Texas (0.1 ip, 1 h)...pitched twice in the ALCS against Kansas City...allowed three runs in 0.1 innings in Game 3 but came back to pitch 4.1 scoreless innings the next day (1 h, 2 so)...it was the longest scoreless outing ever by a Blue Jay reliever during the postseason, topping the previous high of 3.2 by Dennis Lamp, who did it twice in the 1985 ALCS, also against the Royals.

2014—Began the season at Triple-A Buffalo in the Toronto organization and finished it in the majors with Kansas City...went 1-0 with a 6.08 ERA in three starts over two stints with the Blue Jays and 0-2 with a 4.66 ERA in six games, three starts, with the Royals...combined for a 1-2 record and a 5.23 ERA in nine games, six starts, overall...allowed a .290 opponents batting average, including .286 against right-handed hitters and .295 against left-handers...had a .329 opponents average with the bases empty compared to .236 with runners on...was 1-1 with a 5.61 ERA and .265 opponents batting average in his six starts, 0-1 with a 3.86 ERA and .379 opponents batting average in three relief appearances...was recalled by Toronto the first time May 23 and went 1-0 with a 2.31 ERA in two starts before he was optioned June 1...returned to Toronto June 20 and started that day at Cincinnati...allowed six runs on six hits in 1.2 innings but had a no decision in a 14-9 win and was optioned back to Buffalo following the game...was traded to Kansas City with Erik Kratz for Danny Valencia on July 28 and reported to Triple-A Omaha...was recalled by the Royals Aug. 27 and had a no decision that day against Minnesota,

despite allowing just one run in 7.0 innings... was optioned to Northwest Arkansas the next day but returned Sept. 2 when the Naturals season ended... went 0-2 with a 6.57 ERA in five games, including two starts in September... combined for a 12-2 record and a 2.45 ERA in 23 minor league games, including 21 starts, with Buffalo and Omaha... led all Triple-A pitchers in ERA and tied for fourth in wins... struck out 126 batters and walked just 13 for a strikeout-to-walk ratio of 9.69... averaged 0.82 walks per nine innings... appeared in the Triple-A All-Star Game on July 16, earning Top Star honors with 2.0 scoreless innings... started the season with 28.1 innings without issuing a walk... did not issue more than one walk in any start with Buffalo, walking seven total in 108.1 innings... went 6-0 with a 1.82 ERA over his first 12 games, 10 starts... struck out 12 batters in 7.0 innings in his Omaha debut Aug. 1 against Memphis... went 4-1 with a 1.62 ERA in six starts for Aguilas Cibaenas in the Dominican Winter League following the season.

2013—Split his season between Minnesota and Triple-A Rochester... went 1-3 with a 6.85 ERA in 10 games, eight starts, over three stints with the Twins... was 4-8 with a 4.67 ERA in 16 starts with the Red Wings... had a .327 opponents batting average with the Twins, including .326 against right-handed hitters and .327 against left-handers... allowed a .389 batting average with the bases empty compared to .250 with runners on... was on the Opening Day roster with Minnesota and went 0-1 with a 4.66 ERA in two starts before he was optioned to Rochester April 13... returned to the Twins Aug. 9 as the 26th man for the doubleheader that day at Chicago (AL)... started the second game and had a no decision in a 3-2, 10-inning win (6.1 ip, 7 h, 2 r, 2 er, 1 bb, 3 so)... returned to Rochester following the game but joined Minnesota for good Aug. 24... went 1-2 with an 8.33 ERA over his final seven games, including five starts... tossed 6.0 innings of relief Sept. 21 at Oakland, his longest career outing as a reliever... then struck out eight batters in 4.2 innings of relief Sept. 27 against Cleveland, his most strikeouts as a starter or reliever... walked just 15 batters in 98.1 innings with the Red Wings, an average of 1.37 per nine innings... allowed a .294 opponents batting average, including .289 against left-handed hitters and .299 against right-handers... was on the disabled list from May 10 to June 18 with an inflamed right elbow... tossed a complete game June 30 at Syracuse but was the losing pitcher in a 2-0 loss... allowed two runs on six hits in 8.0 innings... was claimed off waivers three times following the season: Dec. 13 by Chicago (NL), Dec. 23 by Baltimore and Feb. 21 by Toronto.

2012—Made the Twins Opening Day roster for first time in career and made first start April 15 vs. Texas, allowing one run on seven hits in 6.0 innings with no walks and four strikeouts... made four starts for the Twins, going 0-2 with a 9.00 ERA before being optioned to Triple-A Rochester May 7... named International League Pitcher of the Week June 4-10 after going 2-0 with a 0.00 ERA... struck out 18 and walked three while surrendering seven hits in 15.2 innings... pitched a seven inning complete game shutout June 4 vs. Columbus, then followed it up with 8.2 shutout innings and 10 strikeouts June 9 at Indianapolis... went 5-0 with a 1.94 ERA in seven starts for the Red Wings... was recalled by the Twins June 16... made four starts and was optioned back to Rochester July 3... posted a 23.0-inning scoreless streak at Rochester from June 4 to July 13... suffered his first Triple-A loss of the season July 23 at Durham after winning first seven decisions... recalled by the Twins August 21... was 9-3 with a 2.20 ERA in 16 starts for the Wings at the time of recall... tossed his first Major League career complete game, allowing one run on three hits and a season-high six strikeouts, but was dealt the loss August 27 vs. Seattle... earned his first Major League win, allowing two runs on two hits in 6.0 innings with two walks and two strikeouts, Sept. 19 at Cleveland... the win snapped his streak of 17 consecutive starts without a victory, tying Tampa Bay's Jason Hammel (2006-07) and the Mets Craig Anderson (1962-64) for third most all-time... became the 16th Australian-born pitchers to win a Major League game.

2011—Started season with Double-A New Britain... was named Twins minor league Player of the Week June 4-10 after going 2-0 with a 0.69 ERA... struck out 10 and walked one in two starts (13.0 ip)... selected to pitch for World Team in the Futures Game July 10 at Chase Field in Arizona, allowing one run on two hits in 1.0 inning pitched... voted by fans as Eastern League All-Star... promoted to Rochester July 19 and had his contract selected by Twins Sept. 6... made his first career start that day against Chicago (AL) and became the first Australian player since July 1, 2004 (Travis Blackley, SEA) to make his Major League debut as a starting pitcher... despite suffering the loss, pitched 7.0 innings, allowing three runs on four hits with four strikeouts and three walks... became 28th Australian-born player and 20th pitcher to ever play in the major leagues... combined to go 12-6 with a 3.36 ERA in 25 games, including 24 starts, between Triple-A Rochester and Double-A New Britain... struck out 111 and walked just 21 in 139.1 innings... ranked second among all Twins minor leaguers in strikeouts (111)... named

the 10th annual Jim Rantz Award recipient as Twins minor league Pitcher of the Year...named as the right-handed starting pitcher on MiLB.com's 2011 Twins organizational All-Star team...ranked the seventh best prospect in the Twins organization and best control among Twins minor leaguers by *Baseball America* following the season.

2010—Started season at Single-A Beloit...did not allow a run in his first three starts (17.0 ip), and allowed just two runs over first five starts (28.0 ip)...was named Midwest League Player of the Week April 8...was promoted to Single-A Ft. Myers May 10...was named to the 2010 Futures All-Star Game but did not pitch due to appendectomy surgery...was on the disabled list from July 4 to Aug. 17...was ranked by *Baseball America* as 14th best prospect in Florida State League...also named the sixth best prospect in the Twins organization and as having the "Best Control" ...pitched in the Australian Baseball League in offseason...threw 26.1 innings over eight appearances, including six starts.

2009—Made three starts for Rookie Elizabethton before being promoted to Single-A Beloit July 8...allowed just four earned runs in first three starts, posting a 1.96 ERA...did not allow a run in back-to-back starts Aug. 22 and 27, allowing just two hits over 13.0 innings...pitched in the World Baseball Classic for Team Australia...appeared in two games out of bullpen against Team Mexico.

2008—Spent the entire year on disabled list with a nerve injury.

2007—Started his professional career with the Gulf Coast League Twins...made 10 starts, including five without allowing a run...struck out a season-high 11 batters in 6.0 scoreless innings Aug. 18.

PERSONAL/MISCELLANEOUS

Liam Johnson Hendriks was originally signed by Twins scout Howard Norsetter...is married, Kristi... is an avid animal supporter and makes regular visits to animal shelters...attended Sacred Heart College in Australia.

LIFETIME PITCHING RECORD

| Year | Club | W | L | ERA | G | GS | CG | SHO | SV | IP | H | R | ER | HR | HB | BB | IBB | SO | WP | BK |
|------------------|--------------|---------------------------|-----------|-------------|------------|-----------|----------|----------|----------|--------------|------------|------------|------------|-----------|-----------|-----------|----------|------------|-----------|----------|
| 2007 | GCL Twins | 4 | 2 | 2.05 | 10 | 10 | 0 | 0 | 0 | 44.0 | 41 | 14 | 10 | 2 | 1 | 11 | 0 | 52 | 0 | 0 |
| 2008 | Elizabethton | (Injured — Did not pitch) | | | | | | | | | | | | | | | | | | |
| 2009 | Elizabethton | 2 | 0 | 3.71 | 3 | 3 | 0 | 0 | 0 | 17.0 | 19 | 8 | 7 | 0 | 0 | 1 | 0 | 13 | 0 | 0 |
| | Beloit | 3 | 5 | 3.51 | 11 | 11 | 0 | 0 | 0 | 66.2 | 73 | 34 | 26 | 3 | 2 | 15 | 0 | 62 | 5 | 1 |
| 2010 | Beloit | 2 | 1 | 1.32 | 6 | 6 | 0 | 0 | 0 | 34.0 | 16 | 6 | 5 | 0 | 1 | 4 | 0 | 39 | 2 | 0 |
| | Fort Myers | 6 | 3 | 1.93 | 13 | 12 | 1 | 0 | 0 | 74.2 | 63 | 20 | 16 | 2 | 1 | 8 | 0 | 66 | 3 | 0 |
| 2011 | New Britain | 8 | 2 | 2.70 | 16 | 15 | 2 | 0 | 0 | 90.0 | 85 | 30 | 27 | 5 | 3 | 18 | 1 | 81 | 0 | 0 |
| | Rochester | 4 | 4 | 4.56 | 9 | 9 | 0 | 0 | 0 | 49.1 | 52 | 26 | 25 | 0 | 2 | 3 | 0 | 30 | 1 | 1 |
| | MINNESOTA | 0 | 2 | 6.17 | 4 | 4 | 0 | 0 | 0 | 23.1 | 29 | 16 | 16 | 3 | 0 | 6 | 0 | 16 | 1 | 0 |
| 2012 | MINNESOTA | 1 | 8 | 5.59 | 16 | 16 | 1 | 0 | 0 | 85.1 | 106 | 61 | 53 | 17 | 4 | 26 | 3 | 50 | 4 | 0 |
| | Rochester | 9 | 3 | 2.20 | 16 | 16 | 1 | 1 | 0 | 106.1 | 76 | 28 | 26 | 5 | 1 | 28 | 0 | 82 | 3 | 0 |
| 2013 | MINNESOTA | 1 | 3 | 6.85 | 10 | 8 | 0 | 0 | 0 | 47.1 | 67 | 39 | 36 | 10 | 3 | 14 | 1 | 34 | 1 | 0 |
| | Rochester | 4 | 8 | 4.67 | 16 | 16 | 1 | 0 | 0 | 98.1 | 115 | 56 | 51 | 9 | 3 | 15 | 0 | 62 | 2 | 0 |
| 2014 | Buffalo | 8 | 1 | 2.33 | 18 | 16 | 1 | 0 | 0 | 108.1 | 92 | 32 | 28 | 6 | 3 | 7 | 0 | 91 | 4 | 0 |
| | TORONTO | 1 | 0 | 6.08 | 3 | 3 | 0 | 0 | 0 | 13.1 | 12 | 9 | 9 | 3 | 2 | 4 | 0 | 8 | 0 | 0 |
| | Omaha | 4 | 1 | 2.83 | 5 | 5 | 0 | 0 | 0 | 35.0 | 33 | 13 | 11 | 1 | 0 | 6 | 0 | 35 | 0 | 0 |
| | KANSAS CITY | 0 | 2 | 4.66 | 6 | 3 | 0 | 0 | 0 | 19.1 | 26 | 12 | 10 | 0 | 1 | 3 | 0 | 15 | 1 | 0 |
| 2015 | TORONTO | 5 | 0 | 2.92 | 58 | 0 | 0 | 0 | 0 | 64.2 | 59 | 23 | 21 | 3 | 2 | 11 | 1 | 71 | 4 | 0 |
| 2016 | OAKLAND | 0 | 4 | 3.76 | 53 | 0 | 0 | 0 | 0 | 64.2 | 69 | 31 | 27 | 6 | 1 | 14 | 3 | 71 | 3 | 0 |
| | Stockton | 0 | 0 | 0.00 | 1 | 0 | 0 | 0 | 0 | 1.0 | 0 | 0 | 0 | 0 | 0 | 0 | 0 | 1 | 0 | 0 |
| | Nashville | 0 | 0 | 3.86 | 3 | 0 | 0 | 0 | 0 | 4.2 | 4 | 2 | 2 | 0 | 0 | 2 | 0 | 3 | 1 | 0 |
| ML Totals | | 8 | 19 | 4.87 | 150 | 34 | 1 | 0 | 0 | 318.0 | 368 | 191 | 172 | 42 | 13 | 78 | 8 | 265 | 14 | 0 |

CAREER TRANSACTIONS

2007 — Signed by the Minnesota Twins as a non-drafted free agent, February 25. **2013** — Claimed off waivers by the Chicago Cubs, December 13. Claimed off waivers by the Baltimore Orioles, December 23. **2014** — Claimed off waivers by the Toronto Blue Jays, February 21. Traded to the Kansas City Royals with catcher Erik Kratz for infielder Danny Valencia, July 28. Traded to Toronto for minor league catcher Santiago Nassy, October 29. **2015** — Traded to the Oakland Athletics for pitcher Jesse Chavez, November 20. **2016** — On the disabled list, May 8 to June 18.

DIVISION SERIES RECORD

| Year | Club/Opp | W | L | ERA | G | GS | CG | SHO | SV | IP | H | R | ER | HR | HB | BB | IBB | SO | WP | BK |
|------|-------------|---|---|------|---|----|----|-----|----|-----|---|---|----|----|----|----|-----|----|----|----|
| 2015 | TOR vs. TEX | 0 | 0 | 0.00 | 1 | 0 | 0 | 0 | 0 | 0.1 | 1 | 0 | 0 | 0 | 0 | 0 | 0 | 0 | 0 | 0 |

LEAGUE CHAMPIONSHIP SERIES RECORD

| Year | Club/Opp | W | L | ERA | G | GS | CG | SHO | SV | IP | H | R | ER | HR | HB | BB | IBB | SO | WP | BK |
|------|------------|---|---|------|---|----|----|-----|----|-----|---|---|----|----|----|----|-----|----|----|----|
| 2015 | TOR vs. KC | 0 | 0 | 5.79 | 2 | 0 | 0 | 0 | 0 | 4.2 | 4 | 3 | 3 | 0 | 0 | 0 | 0 | 2 | 0 | 0 |

WORLD BASEBALL CLASSIC RECORD

| Year | Club | W | L | ERA | G | GS | CG | SHO | SV | IP | H | R | ER | HR | HB | BB | IBB | SO | WP | BK |
|------|-----------|---|---|-------|---|----|----|-----|----|-----|---|---|----|----|----|----|-----|----|----|----|
| 2009 | Australia | 0 | 0 | 10.80 | 2 | 0 | 0 | 0 | 0 | 1.2 | 3 | 2 | 2 | 0 | 0 | 1 | 0 | 1 | 0 | 0 |

LONGEST WINNING STREAKS BY OAKLAND A'S PITCHERS

| | | | | | |
|----|---------------|----------------------------------|---|---------------|-------------------------------------|
| 13 | Jim Hunter | June 2 to September 5, 1973 | 9 | Barry Zito | May 5 to June 22, 2002 |
| 11 | Mark Mulder | May 9 to July 18, 2004 | 9 | Barry Zito | August 20 to October 7, 2001 |
| 10 | Dan Haren | April 18 to July 1, 2007 | 9 | Tim Hudson | April 25 to July 2, 2000 |
| 10 | Barry Zito | August 13, 2002 to April 8, 2003 | 9 | T.J. Mathews | June 27, 1998 to May 15, 1999 |
| 10 | Bob Welch | May 11 to June 30, 1990 | 9 | Mike Moore | September 5, 1991 to April 28, 1992 |
| 10 | Storm Davis | July 8 to September 5, 1988 | 9 | Dave Stewart | September 19, 1988 to May 5, 1989 |
| 10 | Vida Blue | April 9 to May 23, 1971 | 9 | Rick Langford | July 5 to August 15, 1980 |
| 9 | Jarrod Parker | May 28 to September 4, 2013 | 9 | Paul Lindblad | April 11 to September 6, 1975 |
| 9 | Dan Haren | May 31 to August 7, 2005 | 9 | Chuck Dobson | May 12 to July 20, 1971 |
| 9 | Tim Hudson | August 3, 2002 to April 1, 2003 | | | |

VS. THE AMERICAN LEAGUE

| 2016 | | CAREER | | | | | | | | | | | | |
|-------|---|--------|---|---|------|----|-------------|------|---|---|---|----|------|----|
| ERA | W | L | S | G | IP | ER | vs. TEAM | ERA | W | L | S | G | IP | ER |
| 8.10 | 0 | 0 | 0 | 2 | 3.1 | 3 | Baltimore | 7.71 | 0 | 0 | 0 | 12 | 16.1 | 14 |
| — | 0 | 0 | 0 | 0 | 0.0 | 0 | Boston | 5.03 | 0 | 2 | 0 | 11 | 19.2 | 11 |
| 7.20 | 0 | 0 | 0 | 3 | 5.0 | 4 | Chicago | 8.22 | 0 | 3 | 0 | 11 | 30.2 | 28 |
| 3.38 | 0 | 0 | 0 | 2 | 2.2 | 1 | Cleveland | 6.97 | 1 | 1 | 0 | 8 | 31.0 | 24 |
| 8.10 | 0 | 0 | 0 | 2 | 3.1 | 3 | Detroit | 3.63 | 0 | 0 | 0 | 6 | 17.1 | 7 |
| 4.05 | 0 | 2 | 0 | 5 | 6.2 | 3 | Houston | 4.50 | 1 | 2 | 0 | 9 | 16.0 | 8 |
| 0.00 | 0 | 0 | 0 | 2 | 1.1 | 0 | Kansas City | 4.91 | 1 | 2 | 0 | 8 | 22.0 | 12 |
| 3.09 | 0 | 1 | 0 | 9 | 11.2 | 4 | Los Angeles | 5.29 | 0 | 2 | 0 | 13 | 17.0 | 10 |
| 27.00 | 0 | 0 | 0 | 1 | 0.1 | 1 | Minnesota | 1.86 | 0 | 0 | 0 | 4 | 9.2 | 2 |
| 0.00 | 0 | 0 | 0 | 1 | 0.1 | 0 | New York | 7.11 | 1 | 2 | 0 | 6 | 12.2 | 10 |
| — | 0 | 0 | 0 | 0 | 0.0 | 0 | Oakland | 4.07 | 1 | 1 | 0 | 6 | 24.1 | 11 |
| 1.17 | 0 | 1 | 0 | 7 | 7.2 | 1 | Seattle | 2.16 | 0 | 2 | 0 | 11 | 25.0 | 6 |
| 0.00 | 0 | 0 | 0 | 1 | 1.0 | 0 | Tampa Bay | 3.12 | 0 | 0 | 0 | 8 | 17.1 | 6 |
| 2.45 | 0 | 0 | 0 | 7 | 7.1 | 2 | Texas | 2.91 | 1 | 0 | 0 | 12 | 21.2 | 7 |
| 3.60 | 0 | 0 | 0 | 3 | 5.0 | 2 | Toronto | 3.60 | 0 | 0 | 0 | 3 | 5.0 | 2 |

VS. THE NATIONAL LEAGUE

| 2016 | | CAREER | | | | | | | | | | | | |
|-------|---|--------|---|---|-----|----|---------------|-------|---|---|---|---|-----|----|
| ERA | W | L | S | G | IP | ER | vs. TEAM | ERA | W | L | S | G | IP | ER |
| — | 0 | 0 | 0 | 0 | 0.0 | 0 | Arizona | — | 0 | 0 | 0 | 0 | 0.0 | 0 |
| — | 0 | 0 | 0 | 0 | 0.0 | 0 | Atlanta | 0.00 | 0 | 0 | 0 | 3 | 2.1 | 0 |
| 9.00 | 0 | 0 | 0 | 2 | 2.0 | 2 | Chicago | 9.00 | 0 | 0 | 0 | 2 | 2.0 | 2 |
| — | 0 | 0 | 0 | 0 | 0.0 | 0 | Cincinnati | 32.40 | 0 | 0 | 0 | 1 | 1.2 | 6 |
| — | 0 | 0 | 0 | 0 | 0.0 | 0 | Colorado | — | 0 | 0 | 0 | 0 | 0.0 | 0 |
| — | 0 | 0 | 0 | 0 | 0.0 | 0 | Los Angeles | — | 0 | 0 | 0 | 0 | 0.0 | 0 |
| — | 0 | 0 | 0 | 0 | 0.0 | 0 | Miami | 0.00 | 1 | 0 | 0 | 1 | 1.0 | 0 |
| 13.50 | 0 | 0 | 0 | 1 | 0.2 | 1 | Milwaukee | 4.76 | 0 | 1 | 0 | 2 | 5.2 | 3 |
| — | 0 | 0 | 0 | 0 | 0.0 | 0 | New York | 0.00 | 0 | 0 | 0 | 3 | 2.1 | 0 |
| — | 0 | 0 | 0 | 0 | 0.0 | 0 | Philadelphia | 0.00 | 1 | 0 | 0 | 3 | 4.0 | 0 |
| 0.00 | 0 | 0 | 0 | 2 | 3.1 | 0 | Pittsburgh | 3.24 | 0 | 1 | 0 | 3 | 8.1 | 3 |
| 0.00 | 0 | 0 | 0 | 2 | 1.2 | 0 | St. Louis | 0.00 | 0 | 0 | 0 | 2 | 1.2 | 0 |
| — | 0 | 0 | 0 | 0 | 0.0 | 0 | San Diego | — | 0 | 0 | 0 | 0 | 0.0 | 0 |
| 0.00 | 0 | 0 | 0 | 1 | 1.1 | 0 | San Francisco | 0.00 | 0 | 0 | 0 | 1 | 1.1 | 0 |
| — | 0 | 0 | 0 | 0 | 0.0 | 0 | Washington | 0.00 | 0 | 0 | 0 | 1 | 2.0 | 0 |

MONTHLY BREAKDOWN

| 2016 | | CAREER | | | | | | | | | | | | |
|------|---|--------|---|----|------|----|-----------|------|---|---|---|----|-------|----|
| ERA | W | L | S | G | IP | ER | by MONTH | ERA | W | L | S | G | IP | ER |
| 9.26 | 0 | 0 | 0 | 8 | 11.2 | 12 | April | 6.65 | 0 | 2 | 0 | 21 | 44.2 | 33 |
| 5.79 | 0 | 0 | 0 | 3 | 4.2 | 3 | May | 4.86 | 1 | 1 | 0 | 16 | 33.1 | 18 |
| 2.84 | 0 | 1 | 0 | 5 | 6.1 | 2 | June | 3.86 | 2 | 4 | 0 | 20 | 37.1 | 16 |
| 1.23 | 0 | 1 | 0 | 11 | 14.2 | 2 | July | 2.83 | 1 | 1 | 0 | 18 | 28.2 | 9 |
| 3.77 | 0 | 1 | 0 | 14 | 14.1 | 6 | August | 3.71 | 2 | 4 | 0 | 30 | 60.2 | 25 |
| 1.74 | 0 | 1 | 0 | 10 | 10.1 | 2 | September | 5.81 | 2 | 7 | 0 | 42 | 110.0 | 71 |
| 0.00 | 0 | 0 | 0 | 2 | 2.2 | 0 | October | 0.00 | 0 | 0 | 0 | 3 | 3.1 | 0 |

PITCHING BREAKDOWN

| 2016 | | CAREER | | | | | | | | | | | | |
|------|---|--------|---|----|------|----|-------------|------|---|---|---|----|-------|----|
| ERA | W | L | S | G | IP | ER | by CATEGORY | ERA | W | L | S | G | IP | ER |
| 9.26 | 0 | 0 | 0 | 8 | 11.2 | 12 | April | 6.65 | 0 | 2 | 0 | 21 | 44.2 | 33 |
| 5.79 | 0 | 0 | 0 | 3 | 4.2 | 3 | May | 4.86 | 1 | 1 | 0 | 16 | 33.1 | 18 |
| 2.84 | 0 | 1 | 0 | 5 | 6.1 | 2 | June | 3.86 | 2 | 4 | 0 | 20 | 37.1 | 16 |
| 1.23 | 0 | 1 | 0 | 11 | 14.2 | 2 | July | 2.83 | 1 | 1 | 0 | 18 | 28.2 | 9 |
| 3.77 | 0 | 1 | 0 | 14 | 14.1 | 6 | August | 3.71 | 2 | 4 | 0 | 30 | 60.2 | 25 |
| 1.74 | 0 | 1 | 0 | 10 | 10.1 | 2 | September | 5.81 | 2 | 7 | 0 | 42 | 110.0 | 71 |
| 0.00 | 0 | 0 | 0 | 2 | 2.2 | 0 | October | 0.00 | 0 | 0 | 0 | 3 | 3.1 | 0 |

BALLPARK BREAKDOWN

| | ERA | W | L | S | G | IP | ER |
|--------------------------|-------|---|---|---|----|------|----|
| Angel Stadium | 8.22 | 0 | 2 | 0 | 6 | 7.2 | 7 |
| Busch Stadium | 0.00 | 0 | 0 | 0 | 2 | 1.2 | 0 |
| Camden Yards | 8.44 | 0 | 0 | 0 | 6 | 10.2 | 10 |
| Citi Field | — | 0 | 0 | 0 | 1 | 0.0 | 0 |
| Citizens Bank Park | 0.00 | 1 | 0 | 0 | 2 | 2.0 | 0 |
| Comerica Park | 8.59 | 0 | 0 | 0 | 3 | 7.1 | 7 |
| Fenway Park | 2.08 | 0 | 0 | 0 | 4 | 4.1 | 1 |
| Globe Life Arlington | 3.29 | 1 | 0 | 0 | 9 | 13.2 | 5 |
| Great American Ball Park | 32.40 | 0 | 0 | 0 | 1 | 1.2 | 6 |
| Kauffman Stadium | 4.91 | 0 | 3 | 0 | 9 | 29.1 | 16 |
| Minute Maid Park | 8.00 | 0 | 2 | 0 | 5 | 9.0 | 8 |
| Nationals Park | 0.00 | 0 | 0 | 0 | 1 | 2.0 | 0 |
| Oakland Coliseum | 3.38 | 0 | 1 | 0 | 29 | 48.0 | 18 |
| PNC Park | 5.40 | 0 | 1 | 0 | 1 | 5.0 | 3 |
| Progressive Field | 6.64 | 1 | 1 | 0 | 5 | 20.1 | 15 |
| Rogers Centre | 2.50 | 4 | 0 | 0 | 35 | 50.1 | 14 |
| Safeco Field | 1.80 | 0 | 1 | 0 | 4 | 5.0 | 1 |
| Target Field | 4.98 | 0 | 6 | 0 | 15 | 77.2 | 43 |
| Tropicana Field | 5.40 | 0 | 0 | 0 | 3 | 6.2 | 4 |
| Turner Field | 0.00 | 0 | 0 | 0 | 1 | 1.0 | 0 |
| U.S. Cellular Field | 9.90 | 0 | 1 | 0 | 5 | 10.0 | 11 |
| Yankee Stadium | 5.79 | 1 | 1 | 0 | 3 | 4.2 | 3 |

FIELDING STATISTICS

Pitcher

| Year | Pct. | G | PO | A | E | TC | DP |
|---------------|--------------|------------|-----------|-----------|----------|-----------|----------|
| 2011 | 1.000 | 4 | 0 | 6 | 0 | 6 | 0 |
| 2012 | 1.000 | 16 | 5 | 7 | 0 | 12 | 1 |
| 2013 | 1.000 | 10 | 5 | 4 | 0 | 9 | 0 |
| 2014 | 1.000 | 9 | 3 | 0 | 0 | 3 | 0 |
| 2015 | 1.000 | 58 | 4 | 4 | 0 | 8 | 0 |
| 2016 | 1.000 | 53 | 3 | 5 | 0 | 8 | 0 |
| Totals | 1.000 | 150 | 20 | 26 | 0 | 46 | 1 |

HENDRIKS' CAREER BESTS

Low Hit Complete Game: 3, August 27, 2012 vs. Seattle

Innings Pitched: 9.0, August 27, 2012 vs. Seattle.

As reliever: 6.0, September 21, 2013 at Oakland

Strikeouts: 8, September 27, 2013 vs. Cleveland

Pitches: 108, September 7, 2012 vs. Cleveland. As

reliever: 102, September 21, 2013 at Oakland

Longest Winning Streak: 5, June 7, 2015 to September 12, 2015

Longest Losing Streak: 9, September 6, 2011 to August 27, 2012

Longest Scoreless Streak: 14.1, May 31 to June 29, 2015

**OUTFIELDER****Height/Weight:** 6-2 / 208**Bats/Throws:** Left / Right**Birthdate:** August 3, 1984**Opening Day Age:** 32**Birthplace/Resides:** Tampa, Florida / Tampa, Florida**Major League Service:** 7 years, 123 days**Obtained:** Signed as a free agent, November 30, 2016**Contract Status:** First year of a two-year contract through 2018**CAREER HIGHLIGHTS**

Has played for four teams in nine seasons in the majors and is a .242 career hitter with 106 home runs and 376 RBI in 958 games with Detroit (2008), Tampa Bay (2009-14), the Los Angeles Angels (2015) and Pittsburgh (2016)...was named to the American League All-Star team in 2011 with Tampa Bay...hit .277 with 19 home runs and 75 RBI in 141 games that year, all career highs...set a Major League record with 21 pinch walks in 2016 with Pittsburgh...was originally selected by Detroit in the 12th round of the 2005 draft and hit .252 with 12 home runs and 33 RBI in 92 games with the Tigers in his Major League debut in 2008...was traded to Tampa Bay following the season and spent six seasons with the Rays before he was dealt to Los Angeles (AL) after the 2014 season...spent one season with the Angels and Pirates before signing a two-year deal with the A's following the 2016 season.

2016 HIGHLIGHTS

Signed a minor league contract with Pittsburgh on Feb. 20 and spent the entire season with the Pirates, batting .242 with 13 home runs and 42 RBI in 140 games...added 59 walks for a career-high .403 on-base percentage...the on-base percentage was fourth best in the National League among players with 250 or more plate appearances...also had a career-high .866 OPS...21 of his walks came as a pinch hitter, which set a Major League record for most walks by a pinch hitter...broke the previous mark of 20 held by Matt Franco (1999 Mets) and Greg Norton (2009 Braves)...went 13-for-59 (.220) with four home runs, 15 RBI and a .452 on-base percentage in the pinch...in addition to walks, he also led ML pinch hitters in RBI, tied for the lead in home runs and ranked second with 81 plate appearances (Goselin, ARI 83)...the RBI fell one short of Willie Stargell's club record of 16 set in 1982...they were the most by any pinch hitter since Matt Downs also had 15 with Houston in 2011...the pinch plate appearances were the most by a Pirate since 1989 (John Cangelosi, 83)...made 44 of his 48 starts against right-handed pitching...hit .244 (48-for-197) with 12 of his 13 home runs against right-handers compared to .235 (8-for-34) against left-handers...over the last four years, has made 335 of his 347 starts (96.5%) against right-handed pitchers...his career splits are .252 (575-for-2282) with 96 of his 106 home runs against righties, .185 (70-for-378) against lefties...batted .295 in 76 games before the All-Star Break, .176 in 64 games after the break...hit .265 with 10 of his 13 home runs in 70 games at home, .219 on the road...nine of his 13 home runs came with runners on base...nine came in the seventh inning or later...hit .350 with seven home runs and 21 RBI in the seventh inning...led the majors in RBI in the seventh inning and topped the NL in home runs...went 2-for-5 (.400) with the bases loaded and is a .357 (20-for-56) career hitter with the bases full...batted .321 with a .463 on-base percentage when leading off an inning...appeared in 43 games (30 starts) in right field and 26 games (14 starts) in left field...did not commit an error in 66 games (82 chances) overall as an outfielder and now has a 94-game errorless streak dating back to his last error on May 30, 2015...also went 5-for-14 (.357) in four starts at designated hitter...batted .247 with eight home runs and 26 RBI in 48 starts overall...started games at every spot in the batting order except ninth...saw his most action with 13 starts in the five spot and 11 hitting six...averaged a career-high 4.44 pitches per plate appearances, which was second highest in the NL among players with at least 250 plate appearances.

PITTSBURGH: Pinch hit in each of his first six games of the season, going 0-for-3 with three walks and two strikeouts...his first two starts of the season came as the designated hitter on April 11 and 12 at Detroit...hit a pinch hit home run April 15 against Milwaukee...it was his second career pinch homer but his first of four in 2016...made his first start in the outfield two days later against the Brewers (right field) and was 3-for-4...went 6-for-10 (.600) with a double, two home runs, six RBI and three walks

over an eight-game stretch from April 23 to May 1...went 3-for-3 with three walks as a pinch hitter over that span, including a home run April 29 against Cincinnati...hit .375 (11-for-29) with nine walks (.526 on-base percentage) in 23 games in April...added two doubles and three triples for a .759 slugging percentage...17 of his 38 plate appearances in the month came as a pinch hitter...hit his third pinch homer of the season May 4 against Chicago (NL)...had back-to-back multiple hit games May 16 and 17 at Atlanta (5-for-8, .625)...that gave him a .383 batting average, .508 on-base percentage and .745 slugging percentage over his first 34 games...then hit .206 with a .376 on-base percentage and .391 slugging percentage over his final 106 contests...his fourth and final pinch-hit home run came on June 4 against Los Angeles (AL) and it came off Greg Mahle...it was his first home run off a lefty since June 29, 2014 at Baltimore...went 0-for-4 with a career-high tying four strikeouts June 7 against New York (NL)...hit his 100th career home run June 16 at New York (NL), a solo shot in the eighth inning off Bartolo Colón...that began a 15-game stretch through July 4 where he hit .351 with a .442 on-base percentage...then went 2-for-21 (.095) with five walks over his next 14 games...drove in a season-high four runs July 21 against Milwaukee...went 1-for-3 with a home run and three RBI on his 32nd birthday on Aug. 3 at Atlanta...is 7-for-16 (.438) with a home run, four RBI and seven walks (.609 on-base percentage) in seven career games on his birthday...went 2-for-21 (.095) over his next 15 games and finished August with a .179 batting average...then hit .122 in September...had a season-long 0-for-18 streak from Sept. 15 to 24...went 5-for-14 (.357) with five walks over his final seven games.

CAREER

2015—Spent his only season with Los Angeles (AL) after being acquired by the Angels in a trade with Tampa Bay during the offseason...hit .174 with five home runs and 21 RBI in 93 games in a season shortened by a one-month stint on the disabled list with a concussion...hit .186 against right-handed pitchers...was just 1-for-21 (.048) against lefties...had 18 of his 43 hits go for extra bases...made 64 appearances (58 starts) in left field and two appearances in right field...hit four of his five home runs during the month of May...homed in back-to-back games on May 27-28 and went deep three times in four games from May 27-30...had second career sacrifice bunt June 3 against Tampa Bay...was placed on the seven-day concussion disabled list July 27 and was transferred to the 15-day DL Aug. 10...began a rehab assignment with Triple-A Salt Lake Aug. 16...was returned from his rehab assignment and reinstated from the DL Sept. 1...hit .305 with five doubles, five home runs and 15 RBI in 27 games while playing for Gigantes del Cibao in the Dominican Winter League.

2014—Spent his sixth and final season with Tampa Bay...played in 140 games for the second straight season, falling one game shy of his career high set in 2011...made 81 appearances in left field, 33 as the designated hitter and 15 in right field...recorded at least 15 doubles for the fifth straight season, joining Ben Zobrist as the only two Rays to accomplish the feat in those five seasons...finished tied for third in the American League in sacrifice flies (9)...set a Rays record April 25 at Chicago (AL) after drawing five walks in the game...was the first American League player to walk five times in a nine-inning game without an intentional walk since Rickey Henderson on July 30, 2000...homed twice and tied a club record with five hits while also producing 12 total bases on June 29 at Baltimore...recorded his second career walk-off hit September 1 against Boston, a bases-loaded single in the 10th inning.

2013—Hit 18 home runs, which fell one home run shy of his career high and ranked second among Tampa players behind Evan Longoria...made 109 of his 112 starts against right-handed pitchers...his other three starts came against Boston southpaw Jon Lester...hit .246 with 16 of his 18 home runs off righties, .164 against lefties...batted in every spot in the lineup except eighth...started in the one spot 27 times and led off the game with a home run three times...reached base safely in 31 straight starts from April 15 to June 4...hit his first career walk-off home run April 3 against Baltimore (off Tommy Hunter)...accounted for the only run with a solo homer in 1-0 victory over Oakland April 20...homed in three consecutive games from April 28 to May 1...tied his career high with five RBI and three extra base hits May 18 at Baltimore...hit .350 with 11 extra base hits in 25 games during the month of August...went 0-for-8 with four strikeouts in four ALDS games (one start) against Boston.

2012—Hit .241 with 17 home runs and 59 RBI in 124 games in his second full season...made 115 starts (78 in right field, 33 in left field, four at designated hitter)...hit .287 against starting pitchers, .156 against relievers...was Tampa Bay's Opening Day starter in left field...recorded his first big league sacrifice bunt on April 8 against New York (AL)...hit two grand slams in a span of six days on May 19 against Atlanta and May 25 at Boston...was placed on the 15-day disabled list June 21 (retroactive to

6/20) with a left external oblique strain...hit .279 before the injury and .202 in 62 games after returning to action...was reinstated from the DL on July 17...hit safely in a career-high 12 straight games from July 29 to Aug. 13...entered the game on Sept. 29 at Chicago (AL) as a pinch hitter and later hit a solo home run in addition to a three-run shot...became the first Rays player to hit two home runs in a game he didn't start and the first American League player with two home runs and four RBI as a sub since Minnesota's Matt LeCroy on Sept. 13, 2002.

2011—Was named to the American League All-Star team during first full season in the Majors with Tampa Bay...established career highs in nearly every offensive category...went 13-for-14 (92.9%) in stolen base attempts, which was the second best percentage in the AL (min. 10 SBA)...hit .414 during the month of May, which was the second highest average in any month by a player in Rays history...led the majors in hitting as late as June 2 with a highwater mark of .377 on May 27...had two triples, both in the same game on May 20 at Florida...hit .290 with 20 doubles, two triples, 12 home runs and 41 RBI before the All-Star break...elected by the players to the All-Star Game...entered the game in the sixth inning as a defensive replacement for left fielder Josh Hamilton and went 1-for-2 with a ninth inning single...connected off Justin Verlander for his first career leadoff home run on Aug. 22 against Detroit...started all four games in right field in the ALDS against Texas and went 3-for-15 (.200) with a double, homer and four RBI...homered off Derek Holland in Game 2 on Oct. 1 at Texas.

2010—Was placed on the 15-day disabled list in spring training with a right elbow strain...began a rehab assignment with Durham on April 8...was returned from rehab April 15...began a rehab assignment with Single-A Charlotte May 18...was recalled from rehab, reinstated from the DL and optioned to Triple-A Durham May 31...was recalled by Tampa Bay June 25 and collected 40 RBI after his promotion, which ranked third on the team...all 10 of his home runs and 37 of his RBI came against right-handed pitching...hit .262 against righties but was just 2-for-25 (.080) against southpaws...tied for second in the American League with seven pinch RBI...hit his first two career grand slams during the month of July...his first was a pinch hit blast in a tied game on July 3 at Minnesota and the second broke up a no-hit bid by Detroit's Max Scherzer on July 26...went 2-for-9 (.222) in the ALDS against Texas.

2009—Batted .188 with three home runs and seven RBI in 11 games over two stints with the Rays...made nine starts (four in center field, four in right field, one at designated hitter...was Tampa Bay's Opening Day starting center fielder on April 7 at Boston...was optioned to Durham on April 12...was recalled by the Rays on May 31 and homered in his first two games back, going a combined 5-for-7 (.714) with five RBI...went hitless in his next six games (0-for-15) before being optioned back to Triple-A on June 11 for the remainder of the season...hit .273 with 35 doubles, 16 home runs, 66 RBI and 14 stolen bases for the Triple-A champion Bulls...finished tied for third among Tampa Bay minor leaguers in home runs...led Durham in runs scored (73) and walks (67).

2008—Finished ninth among American League rookies in home runs and slugging percentage and tied for ninth in triples...had his contract selected by Detroit May 5 and made his big league debut with a start that day in right field...recorded first Major League hit May 7 against Boston, a single off Julian Tavarez...connected off New York's Darrell Rasner for his first big league home run May 10...was named American League Player of the Week for the week of July 7-13 after hitting .409 (9-for-22) with four doubles, four home runs and six RBI...became the first Tigers rookie position player to win the award since Tony Clark in 1996...began the season with Triple-A Toledo...collected seven RBI on June 24 at Syracuse.

2007—Spent entire season with Double-A Erie...finished second on the team in doubles and home runs...led all Eastern League outfielders with 20 assists...was named the "Best Defensive Outfielder" in the Eastern League by *Baseball America*...was also ranked by the same publication as the seventh-best prospect and the "Best Defensive Outfielder" in the Tigers organization following the season.

2006—Spent entire season with Single-A West Michigan and hit .258 with 11 home runs and 86 RBI in 122 games...tied for third in the Midwest League in RBI.

2005—Spent first professional season with Oneonta and finished fourth in the New York-Penn League with a .332 batting average...named the Tigers minor league Player of the Month for August after hitting .394 with 22 runs, four doubles, two triples, three home runs and 22 RBI in 25 games.

PERSONAL/MISCELLANEOUS

Matthew Ryan Joyce was originally signed by Tigers scout Steve Nichols...wife's name is Brittany... they have a daughter, Kensington...is a 2002 graduate of Armwood (FL) High School...played baseball collegiately at Florida Southern College...earned All-Sunshine State Conference honors in 2004 as a sophomore with 11 home runs and 39 RBI in 58 games...played for Danbury in the New England Collegiate Baseball League during the summer of 2004, batting .309 with five home runs and 21 RBI.

LIFETIME PLAYING RECORD

| Year | Club | AVG | G | AB | R | H | 2B | 3B | HR | RBI | SH | SF | HP | BB | SO | SB | CS | SLG | OBP | E |
|------|------------------|-------------|------------|-------------|------------|------------|------------|-----------|------------|------------|----------|-----------|-----------|------------|------------|-----------|-----------|-------------|-------------|-----------|
| 2005 | Oneonta | .332 | 65 | 247 | 51 | 82 | 10 | 4 | 4 | 46 | 1 | 6 | 1 | 28 | 29 | 9 | 5 | .453 | .394 | 1 |
| 2006 | West Michigan | .258 | 122 | 465 | 75 | 120 | 30 | 5 | 11 | 86 | 1 | 5 | 3 | 56 | 70 | 5 | 4 | .415 | .338 | 6 |
| 2007 | Erie | .257 | 130 | 456 | 61 | 117 | 33 | 3 | 17 | 70 | 1 | 3 | 3 | 51 | 127 | 4 | 6 | .454 | .333 | 3 |
| 2008 | Toledo | .270 | 56 | 200 | 36 | 54 | 13 | 2 | 13 | 41 | 0 | 1 | 2 | 24 | 62 | 2 | 3 | .550 | .352 | 0 |
| | DETROIT | .252 | 92 | 242 | 40 | 61 | 16 | 3 | 12 | 33 | 0 | 2 | 2 | 31 | 65 | 0 | 2 | .492 | .339 | 4 |
| 2009 | TAMPA BAY | .188 | 11 | 32 | 3 | 6 | 1 | 0 | 3 | 7 | 0 | 1 | 1 | 3 | 7 | 1 | 0 | .500 | .270 | 0 |
| | Durham | .273 | 111 | 417 | 73 | 114 | 35 | 2 | 16 | 66 | 0 | 6 | 3 | 67 | 98 | 14 | 5 | .482 | .373 | 5 |
| 2010 | Durham | .293 | 25 | 92 | 18 | 27 | 8 | 0 | 3 | 12 | 0 | 0 | 1 | 22 | 21 | 1 | 3 | .478 | .435 | 0 |
| | Charlotte | .379 | 10 | 29 | 6 | 11 | 5 | 0 | 2 | 8 | 0 | 1 | 0 | 10 | 8 | 1 | 0 | .759 | .525 | 0 |
| | TAMPA BAY | .241 | 77 | 216 | 30 | 52 | 15 | 3 | 10 | 40 | 0 | 3 | 2 | 40 | 55 | 2 | 2 | .477 | .360 | 3 |
| 2011 | TAMPA BAY | .277 | 141 | 462 | 69 | 128 | 32 | 2 | 19 | 75 | 0 | 7 | 4 | 49 | 106 | 13 | 1 | .478 | .347 | 3 |
| 2012 | TAMPA BAY | .241 | 124 | 399 | 55 | 96 | 18 | 3 | 17 | 59 | 1 | 1 | 6 | 55 | 102 | 4 | 3 | .429 | .341 | 2 |
| | Durham | .000 | 1 | 2 | 0 | 0 | 0 | 0 | 0 | 0 | 0 | 0 | 0 | 1 | 0 | 0 | 1 | .000 | .333 | 0 |
| | Charlotte | .250 | 2 | 8 | 2 | 2 | 1 | 0 | 0 | 2 | 0 | 0 | 0 | 1 | 1 | 0 | 0 | .375 | .333 | 0 |
| 2013 | TAMPA BAY | .235 | 140 | 413 | 61 | 97 | 22 | 0 | 18 | 47 | 0 | 7 | 2 | 59 | 87 | 7 | 3 | .419 | .328 | 1 |
| 2014 | TAMPA BAY | .254 | 140 | 418 | 51 | 106 | 23 | 2 | 9 | 52 | 0 | 9 | 4 | 62 | 111 | 2 | 5 | .383 | .349 | 3 |
| 2015 | LOS ANGELES (AL) | .174 | 93 | 247 | 17 | 43 | 12 | 1 | 5 | 21 | 1 | 2 | 4 | 30 | 67 | 0 | 3 | .291 | .272 | 1 |
| | Salt Lake | .333 | 11 | 36 | 3 | 12 | 1 | 0 | 2 | 6 | 0 | 1 | 1 | 5 | 9 | 0 | 0 | .528 | .419 | 0 |
| 2016 | PITTSBURGH | .242 | 140 | 231 | 45 | 56 | 10 | 1 | 13 | 42 | 0 | 0 | 3 | 59 | 67 | 1 | 1 | .463 | .403 | 0 |
| | AL Totals | .242 | 818 | 2429 | 326 | 589 | 139 | 14 | 93 | 334 | 2 | 32 | 25 | 329 | 600 | 29 | 19 | .426 | .335 | 17 |
| | NL Totals | .242 | 140 | 231 | 45 | 56 | 10 | 1 | 13 | 42 | 0 | 0 | 3 | 59 | 67 | 1 | 1 | .463 | .403 | 0 |
| | ML Totals | .242 | 958 | 2660 | 371 | 645 | 149 | 15 | 106 | 376 | 2 | 32 | 28 | 388 | 667 | 30 | 20 | .429 | .341 | 17 |

CAREER TRANSACTIONS

2005 — Selected by the Detroit Tigers organization in the 12th round of the First-Year Player Draft. **2008** — Traded to Tampa Bay Rays for pitcher Edwin Jackson, December 10. **2010** — On the disabled list, March 26 to May 30; included rehabilitation assignments to Durham, April 8 to 14, and Charlotte, May 18 to 30. **2012** — On the disabled list, June 20 to July 16; included rehabilitation assignment to Durham, July 4, and Charlotte, July 15 to 16. **2014** — Traded to the Los Angeles Angels for pitcher Kevin Jepsen, December 16. **2015** — On the concussion disabled list, July 27 to Aug. 9. On the disabled list, Aug. 10 to 31; included rehabilitation assignment to Salt Lake, Aug. 16 to 31. Granted free agency, November 2. **2016** — Signed by the Pittsburgh Pirates to a minor league contract, February 20. Elected free agency, November 3; signed by the Oakland Athletics, November 30.

DIVISION SERIES RECORD

| Year | Club/Opp. | AVG | G | AB | R | H | 2B | 3B | HR | RBI | SH | SF | HP | BB | SO | SB | CS | SLG | OBP | E |
|------|---------------|-------------|-----------|-----------|----------|----------|----------|----------|----------|----------|----------|----------|----------|----------|-----------|----------|----------|-------------|-------------|----------|
| 2010 | TB vs. TEX | .222 | 4 | 9 | 0 | 2 | 0 | 0 | 0 | 0 | 0 | 0 | 0 | 0 | 4 | 1 | 0 | .222 | .222 | 0 |
| 2011 | TB vs. TEX | .200 | 4 | 15 | 1 | 3 | 1 | 0 | 1 | 4 | 0 | 0 | 0 | 1 | 5 | 0 | 0 | .467 | .250 | 0 |
| 2013 | TB vs. BOS | .000 | 4 | 8 | 0 | 0 | 0 | 0 | 0 | 0 | 0 | 0 | 0 | 0 | 4 | 0 | 0 | .000 | .000 | 0 |
| | Totals | .156 | 12 | 32 | 1 | 5 | 1 | 0 | 1 | 4 | 0 | 0 | 0 | 1 | 13 | 1 | 0 | .281 | .182 | 0 |

ALL-STAR GAME RECORD

| Year | Club/Site | AVG | G | AB | R | H | 2B | 3B | HR | RBI | SH | SF | HP | BB | SO | SB | CS | SLG | OBP | E |
|------|-----------|------|---|----|---|---|----|----|----|-----|----|----|----|----|----|----|----|------|------|---|
| 2011 | A.L./Ari. | .500 | 1 | 2 | 0 | 1 | 0 | 0 | 0 | 0 | 0 | 0 | 0 | 0 | 0 | 0 | 0 | .333 | .500 | 0 |

VS. THE AMERICAN LEAGUE

| 2016 | | | | | CAREER | | | | | |
|------|----|---|----|-----|-------------|------|-----|----|----|-----|
| AVG. | AB | H | HR | RBI | vs. TEAM | AVG. | AB | H | HR | RBI |
| — | 0 | 0 | 0 | 0 | Baltimore | .277 | 249 | 69 | 11 | 37 |
| — | 0 | 0 | 0 | 0 | Boston | .210 | 267 | 56 | 6 | 25 |
| — | 0 | 0 | 0 | 0 | Chicago | .247 | 85 | 21 | 4 | 12 |
| — | 0 | 0 | 0 | 0 | Cleveland | .267 | 116 | 31 | 5 | 13 |
| .286 | 7 | 2 | 0 | 1 | Detroit | .232 | 112 | 26 | 7 | 20 |
| .333 | 9 | 3 | 0 | 1 | Houston | .205 | 73 | 15 | 0 | 7 |
| — | 0 | 0 | 0 | 0 | Kansas City | .321 | 140 | 45 | 10 | 26 |
| .333 | 3 | 1 | 1 | 3 | Los Angeles | .195 | 123 | 24 | 4 | 19 |
| — | 0 | 0 | 0 | 0 | Minnesota | .294 | 143 | 42 | 8 | 34 |
| — | 0 | 0 | 0 | 0 | New York | .247 | 231 | 57 | 11 | 28 |
| .429 | 7 | 3 | 0 | 1 | Oakland | .197 | 147 | 29 | 3 | 20 |
| .200 | 5 | 1 | 0 | 0 | Seattle | .215 | 158 | 34 | 5 | 15 |
| — | 0 | 0 | 0 | 0 | Tampa Bay | .132 | 38 | 5 | 0 | 0 |
| .143 | 7 | 1 | 0 | 0 | Texas | .258 | 120 | 31 | 6 | 22 |
| — | 0 | 0 | 0 | 0 | Toronto | .235 | 221 | 52 | 5 | 28 |

VS. THE NATIONAL LEAGUE

| 2016 | | | | | CAREER | | | | | |
|------|----|---|----|-----|---------------|------|----|----|----|-----|
| AVG. | AB | H | HR | RBI | vs. TEAM | AVG. | AB | H | HR | RBI |
| .500 | 2 | 1 | 0 | 0 | Arizona | .276 | 29 | 8 | 1 | 2 |
| .350 | 20 | 7 | 2 | 7 | Atlanta | .308 | 26 | 8 | 3 | 11 |
| .208 | 24 | 5 | 2 | 3 | Chicago | .250 | 28 | 7 | 2 | 4 |
| .182 | 22 | 4 | 2 | 4 | Cincinnati | .220 | 41 | 9 | 3 | 5 |
| .273 | 11 | 3 | 1 | 3 | Colorado | .200 | 30 | 6 | 2 | 7 |
| .273 | 11 | 3 | 1 | 2 | Los Angeles | .222 | 18 | 4 | 1 | 2 |
| .286 | 7 | 2 | 0 | 4 | Miami | .303 | 76 | 23 | 3 | 16 |
| .300 | 20 | 6 | 2 | 7 | Milwaukee | .290 | 31 | 9 | 2 | 7 |
| .125 | 16 | 2 | 1 | 1 | New York | .231 | 26 | 6 | 1 | 3 |
| .333 | 9 | 3 | 1 | 2 | Philadelphia | .333 | 9 | 3 | 1 | 2 |
| — | 0 | 0 | 0 | 0 | Pittsburgh | .000 | 8 | 0 | 0 | 0 |
| .000 | 5 | 0 | 0 | 0 | San Diego | .280 | 25 | 7 | 1 | 3 |
| .250 | 8 | 2 | 0 | 3 | San Francisco | .217 | 23 | 5 | 0 | 4 |
| .273 | 22 | 6 | 0 | 0 | St. Louis | .250 | 48 | 12 | 1 | 4 |
| .063 | 16 | 1 | 0 | 0 | Washington | .053 | 19 | 1 | 0 | 0 |

MONTHLY BREAKDOWN

| 2016 | | | | | CAREER | | | | | |
|------|----|----|----|-----|-----------|-------|-----|-----|----|-----|
| AVG. | AB | H | HR | RBI | by MONTH | AVG. | AB | H | HR | RBI |
| — | 0 | 0 | 0 | 0 | March | 1.000 | 2 | 2 | 0 | 3 |
| .379 | 29 | 11 | 3 | 9 | April | .263 | 388 | 102 | 18 | 53 |
| .265 | 34 | 9 | 2 | 6 | May | .283 | 499 | 141 | 29 | 93 |
| .260 | 50 | 13 | 3 | 11 | June | .225 | 445 | 100 | 14 | 50 |
| .265 | 34 | 9 | 2 | 7 | July | .240 | 450 | 108 | 20 | 66 |
| .179 | 39 | 7 | 2 | 8 | August | .246 | 451 | 111 | 14 | 69 |
| .122 | 41 | 5 | 1 | 1 | September | .187 | 407 | 76 | 11 | 40 |
| .500 | 4 | 2 | 0 | 0 | October | .278 | 18 | 5 | 0 | 2 |

BATTING BREAKDOWN

| 2016 | | | | | CAREER | | | | | |
|------|-----|----|----|-----|-------------------|------|------|-----|----|-----|
| AVG. | AB | H | HR | RBI | by CATEGORY | AVG. | AB | H | HR | RBI |
| .265 | 117 | 31 | 10 | 26 | Home | .244 | 1313 | 320 | 51 | 188 |
| .219 | 114 | 25 | 3 | 16 | Away | .241 | 1347 | 325 | 55 | 188 |
| .275 | 69 | 19 | 4 | 12 | Day | .252 | 853 | 215 | 30 | 119 |
| .228 | 162 | 37 | 9 | 30 | Night | .238 | 1807 | 430 | 76 | 257 |
| .295 | 129 | 38 | 8 | 27 | Pre-ASG | .255 | 1524 | 389 | 70 | 224 |
| .176 | 102 | 18 | 5 | 15 | Post-ASG | .225 | 1136 | 256 | 36 | 152 |
| .235 | 34 | 8 | 1 | 5 | vs. LHP | .185 | 378 | 70 | 10 | 56 |
| .244 | 197 | 48 | 12 | 37 | vs. RHP | .252 | 2282 | 575 | 96 | 320 |
| .259 | 81 | 21 | 8 | 35 | RISP | .239 | 695 | 166 | 28 | 275 |
| .400 | 5 | 2 | 0 | 4 | Loaded | .357 | 56 | 20 | 4 | 65 |
| .220 | 59 | 13 | 4 | 15 | Pinch Hitter | .198 | 162 | 32 | 5 | 31 |
| .357 | 14 | 5 | 0 | 2 | Designated Hitter | .211 | 308 | 65 | 6 | 41 |

BALLPARK BREAKDOWN

| | AVG. | AB | H | HR | RBI |
|---------------------|------|-----|-----|----|-----|
| Angel Stadium | .136 | 191 | 26 | 5 | 19 |
| AT&T Park | .231 | 13 | 3 | 0 | 3 |
| Busch Stadium | .350 | 20 | 7 | 0 | 1 |
| Camden Yards | .322 | 143 | 46 | 7 | 27 |
| Chase Field | .462 | 13 | 6 | 1 | 2 |
| Citi Field | .286 | 7 | 2 | 1 | 1 |
| Citizens Bank Park | .167 | 6 | 1 | 0 | 0 |
| Comerica Park | .247 | 170 | 42 | 9 | 22 |
| Coors Field | .250 | 20 | 5 | 2 | 4 |
| Dodger Stadium | .111 | 9 | 1 | 0 | 0 |
| Fenway Park | .223 | 139 | 31 | 3 | 10 |
| Globe Life Park | .268 | 71 | 19 | 4 | 14 |
| Great American | .133 | 15 | 2 | 1 | 1 |
| Kauffman Stadium | .348 | 69 | 24 | 6 | 19 |
| Marlins Park | .241 | 29 | 7 | 3 | 8 |
| Metrodome | .100 | 10 | 1 | 0 | 1 |
| Miller Park | .100 | 10 | 1 | 0 | 0 |
| Minute Maid Park | .235 | 34 | 8 | 0 | 5 |
| Nationals Park | .000 | 11 | 0 | 0 | 0 |
| Oakland Coliseum | .185 | 81 | 15 | 2 | 11 |
| PETCO Park | .000 | 4 | 0 | 0 | 0 |
| PNC Park | .265 | 117 | 31 | 10 | 26 |
| Progressive Field | .291 | 55 | 16 | 3 | 5 |
| Rogers Centre | .246 | 114 | 28 | 4 | 13 |
| Safeco Field | .190 | 84 | 16 | 1 | 5 |
| Sun Life Stadium | .364 | 11 | 4 | 0 | 3 |
| Target Field | .250 | 44 | 11 | 3 | 12 |
| Tropicana Field | .253 | 974 | 246 | 31 | 137 |
| Turner Field | .222 | 9 | 2 | 1 | 4 |
| U.S. Cellular Field | .235 | 51 | 12 | 4 | 11 |
| Wrigley Field | .286 | 14 | 4 | 0 | 1 |
| Yankee Stadium | .230 | 122 | 28 | 5 | 11 |

FIELDING STATISTICS

Outfielder

| YEAR | PCT. | G | PO | A | E | TC | DP |
|---------------|-------------|------------|-------------|-----------|-----------|-------------|----------|
| 2008 | .972 | 84 | 136 | 2 | 4 | 142 | 0 |
| 2009 | 1.000 | 9 | 15 | 0 | 0 | 15 | 0 |
| 2010 | .975 | 63 | 115 | 4 | 3 | 122 | 0 |
| 2011 | .988 | 136 | 231 | 8 | 3 | 242 | 3 |
| 2012 | .989 | 115 | 181 | 2 | 2 | 185 | 0 |
| 2013 | .994 | 110 | 168 | 2 | 1 | 171 | 1 |
| 2014 | .982 | 94 | 156 | 5 | 3 | 164 | 1 |
| 2015 | .990 | 65 | 95 | 2 | 1 | 98 | 0 |
| 2016 | 1.000 | 66 | 81 | 1 | 0 | 82 | 0 |
| Totals | .986 | 742 | 1178 | 26 | 17 | 1221 | 5 |

JOYCE'S CAREER BESTS

Hits: 5, June 29, 2014 at Baltimore

Home Runs: 2 (three times), June 29, 2014 at Baltimore; September 29, 2012 at Chicago (AL); August 19, 2008 at Texas

Runs Batted In: 5 (twice), last: May 18, 2013 at Baltimore

Stolen Bases: 2 (twice), last: July 18, 2012 vs. Cleveland

Hitting Streak: 12, July 29 to August 13, 2012

Hitless Streak (At Bats): 30, July 9, 2015 to April 8, 2016

Game Ending RBI: 2, September 1, 2014 vs. Boston (single); April 3, 2013 vs. Baltimore (home run)

Grand Slams: 4, May 25, 2012 at Boston (Jon Lester); May 19, 2012 vs. Atlanta (Randall Delgado); July 26, 2010 vs. Detroit (Max Scherzer); July 3, 2010 at Minnesota (Matt Guerrier)

Pinch-Hit Home Runs: 5, June 4, 2016 vs. Los Angeles-AL (Greg Mahle); May 4, 2016 vs. Chicago-NL (Adam Warren); April 29, 2016 vs. Cincinnati (J.J. Hoover); April 15, 2016 vs. Milwaukee (Jimmy Nelson); July 3, 2010 at Minnesota (Matt Guerrier)

Inside-The-Park Home Runs: None

Lead Off Home Runs: 4, September 24, 2013 at New York-AL (Hiroki Kuroda); June 14, 2013 vs. Kansas City (Luis Mendoza); June 10, 2013 vs. Boston (John Lackey); August 22, 2011 vs. Detroit (Justin Verlander)

**RIGHT-HANDED PITCHER****Height/Weight:** 6-0 / 171**Bats/Throws:** Right / Right**Birthdate:** August 8, 1990**Opening Day Age:** 26**Birthplace/Resides:** Las Vegas, Nevada / Las Vegas, Nevada**Major League Service:** None**Obtained:** Acquired from Atlanta for International Bonus Slot 4, July 6, 2015**Contract Status:** First year of a one-year contract through 2017**NON-ROSTER INVITEE****CAREER HIGHLIGHTS**

Has pitched for four different organizations in seven professional seasons and is 28-16 with 28 saves and a 3.01 ERA (110 er in 329.1 ip) in 216 career appearances, including 13 starts...12 of those starts came in 2011 with Single-A Daytona...has 389 strikeouts in 329.1 innings (10.63 per nine innings)...opponents have a .217 (266-for-1223) batting average...was originally selected by the Chicago Cubs in the 11th round of the 2010 draft...was traded to Boston prior to the 2012 season as part of the compensation for Theo Epstein going to the Cubs...missed the entire 2013 season following "Tommy John" surgery...pitched in the Arizona Fall League with Surprise (2014) and Mesa (2015)...was dealt to Atlanta following the 2014 season and was acquired by Oakland for an international bonus slot on July 6, 2015.

2016 HIGHLIGHTS

Began the year at Double-A Midland and was 4-0 with four saves and a 1.26 ERA in 11 relief appearances when he was promoted to Triple-A Nashville May 10...was 5-1 with a save and a 3.50 ERA in 35 games (one start) with the Sounds and combined for a 9-1 record, five saves and a 3.03 ERA in 46 games overall...the wins were a career-high and tied for fifth in the A's farm system...surrendered just four home runs in 68.1 innings, an average of 0.53 per nine innings...walked 17 batters, including none in 14.1 innings with the RockHounds...allowed a .211 opponents batting average, including .190 (28-for-147) against right-handed hitters compared to .240 (24-for-100) against left-handers...yielded a .169 batting average and .257 on-base percentage to batters leading off an inning...retired all 14 batters he faced leading off an inning with Midland...opponents hit .171 with the bases empty compared to .267 with runners on base...allowed a .286 average with runners in scoring position...was 5-for-10 (50.0%) in save opportunities...allowed just 3-of-19 (15.8%) inherited runners to score...logged a 2.86 ERA and .192 opponents batting average at home with Nashville and had a 1.42 ERA and .174 opponents average at home with Midland...combined for a 3.48 ERA and .227 average on the road...tossed at least one inning in 41 of his 46 appearances, including two or more 16 times.

MINORS: Struck out a season-high four batters in 2.0 scoreless innings for the win in his first outing April 9 at Arkansas...was credited with the win in three of his first four appearances...including April 17 against Northwest Arkansas when he allowed his second home run of the season...would not surrender his third home run until Aug. 18 against Tacoma for a 36-game, 58.0-inning homerless streak...went 4-0 with two saves, a 1.64 ERA and .132 opponents batting average in nine games in the month of April...did not allow a run over his final seven games and 9.1 innings with Midland...had a win and converted all four of his save opportunities over that span...was promoted to Nashville May 10 and allowed two runs in 2.0 innings in his first Triple-A appearances that day at Iowa...also issued his first two walks of the season in that contest...allowed five runs over his first three games with the Sounds (11.25 ERA)...then had a nine-game, 11.1-inning scoreless streak from May 22 to June 12...opponents went 4-for-38 (.105) over that span...matched his season-high with four strikeouts on June 18 against Round Rock...tossed a season-high 3.2 scoreless innings in his lone starting assignment of the season June 26 at Omaha (1 h, 1 bb, 2 so)...compiled a 1.84 ERA and .149 opponents batting average in eight games in June...was charged with a season-high four runs in 0.2 innings against Oklahoma City on July 1 but all four runs were unearned...allowed a season-high five hits July 19 in the second game of a doubleheader at Albuquerque...yielded two runs in four straight appearances from Aug. 5 to 18 (7.00 ERA)...issued a season-high three walks Aug. 18 against Tacoma...made two postseason appearances for Nashville and was 1-0 with a 12.00 ERA (3.0 ip, 3 h, 4 r, 4 er, 2 bb, 4 so)...pitched for Jalisco in the

Mexican Pacific Winter League following the season and was 0-1 with nine saves and a 4.43 ERA in 19 relief appearances.

CAREER

2015—Began the season at Triple-A Gwinnett in the Atlanta organization and was 4-3 with seven saves and a 3.27 ERA in 31 relief appearances when he was traded to the Oakland organization for international bonus slot 4, July 6...was assigned to Triple-A Nashville and went 2-1 with a 4.15 ERA in 18 games, all in relief, with the Sounds...combined for a 6-4 record and a 3.66 ERA in a career-high 49 appearances overall...also had career highs in walks (36) and wild pitches (8) and matched his career high in losses...allowed a .251 opponents batting average, including .240 against right-handed hitters compared to .265 against left-handers...yielded a .294 average with runners in scoring position...opponents hit .170 with a .304 on-base percentage when leading off an inning...allowed 14-of-24 (58.3%) inherited runners to score...converted 7-of-11 (63.6%) save opportunities, all with Gwinnett...had a 0.66 ERA in the eighth inning, a 6.58 ERA in the ninth inning...tossed at least one inning in 43 of his 49 appearances, including two or more nine times...collected five of his seven saves in nine appearances in the month of April...including four in four straight games from April 21 to 28...had a seven-game, 6.2-inning scoreless streak from May 11 to 27...compiled a 1.93 ERA over a 14-game stretch from May 11 to June 19...tossed a season high 3.0 scoreless innings for the win July 8 against Omaha...struck out a season-high five batters in 1.2 innings in a win against Iowa July 29...allowed just one unearned run over a six-game span from July 31 to Aug. 18 (8.0 ip)...pitched for Mesa in the Arizona Fall League following the season and logged an 11.25 ERA in four relief appearances.

2014—Returned to the mound with Double-A Portland after missing all of 2013 recovering from “Tommy John” surgery...fanned 54 batters in 42.0 innings for an average of 11.6 strikeout per nine innings, which was tops on the team...allowed five earned runs through his first three appearances before yielding just five earned in his final 31 games (1.15 ERA)...did not surrender an earned run in May or June, going 2-0 with a 0.00 ERA over 15 games across the two months...allowed right-handed batters to hit just .155 on the season, while lefties hit .283...pitched in 10 games for the Surprise Saguaros of the Arizona Fall League, going 1-0 with a 3.86 ERA.

2013—Had “Tommy John” surgery on his right elbow Feb. 15 and missed the entire season.

2012—Fanned 72 batters in 50.1 innings at Double-A Portland in his first season in the Red Sox system...tied for the Sea Dogs lead with six holds, while also placing fourth on the club in appearances (29), saves (4), and strikeouts...held opponents to a .221 average...was acquired from the Cubs March 15 as the player to be named later in the Feb. 21 traded in which the Cubs sent pitcher Chris Carpenter and a PTBNL to the Red Sox for a PTBNL (catcher Jair Bogaerts on March 29) as compensation for Theo Epstein becoming the Cubs President of Baseball Operations...posted a 1.32 ERA with two saves over seven May outings...struck out all five batters faced May 3 vs. Trenton.

2011—Named a Midseason Florida State League All-Star after striking out 9.95 batters per nine innings...placed among Single-A Daytona leaders in strikeouts (2nd, 91), appearances (4th, 32), starts (5th, 12), innings (5th, 82.1), and holds (t-3rd, 4)...held let-handed batters to a .194 average...went 3-2 with a 2.72 ERA and 49 strikeouts as a reliever...began the season as a starter and moved to the bullpen full time on June 23...allowed two runs over six outings (five starts) for a 0.75 ERA from April 24 to May 23...held opponents scoreless in 11 of 13 appearances in relief from June 28 to Aug. 18.

2010—Spent most of the season in Short Season Single-A after making his pro debut in the Rookie-level Arizona League...appeared in one game with the AZL Cubs before being promoted to Boise June 27...converted all nine save opportunities, allowing just one run over 9.2 innings in save situations (0.93 ERA)...did not allow an earned run in 21 of 25 appearances...fanned all six batters faced Aug. 27 at Tri-City.

PERSONAL/MISCELLANEOUS

Aaron Kurcz was originally signed by Cubs scout Steve McFarland...graduated from Durango High School in Las Vegas, Nev...attended the College of Southern Nevada and the United States Air Force Academy...was originally drafted by the Cubs and was traded to the Red Sox as part of the deal that brought Theo Epstein to Chicago.

LIFETIME PITCHING RECORD

| Year | Club | W | L | ERA | G | GS | CG | SHO | SV | IP | H | R | ER | HR | HB | BB | IBB | SO | WP | BK |
|----------------------------|-----------|---------------------------|-----------|-------------|------------|-----------|----------|----------|-----------|--------------|------------|------------|------------|-----------|-----------|------------|----------|------------|-----------|----------|
| 2010 | AZL Cubs | 0 | 0 | 0.00 | 1 | 0 | 0 | 0 | 0 | 1.0 | 0 | 0 | 0 | 0 | 0 | 0 | 0 | 2 | 0 | 0 |
| | Boise | 2 | 1 | 2.05 | 25 | 0 | 0 | 0 | 9 | 26.1 | 15 | 7 | 6 | 2 | 5 | 11 | 1 | 46 | 1 | 0 |
| 2011 | Daytona | 5 | 4 | 3.28 | 32 | 12 | 0 | 0 | 0 | 82.1 | 67 | 34 | 30 | 6 | 9 | 34 | 0 | 91 | 6 | 0 |
| 2012 | Portland | 3 | 4 | 3.04 | 29 | 0 | 0 | 0 | 4 | 50.1 | 42 | 21 | 17 | 4 | 2 | 27 | 2 | 72 | 6 | 1 |
| 2013 | Portland | (Injured — Did not pitch) | | | | | | | | | | | | | | | | | | |
| 2014 | Portland | 3 | 2 | 2.14 | 34 | 0 | 0 | 0 | 3 | 42.0 | 32 | 11 | 10 | 0 | 2 | 22 | 0 | 54 | 6 | 0 |
| 2015 | Gwinnett | 4 | 3 | 3.27 | 31 | 0 | 0 | 0 | 7 | 33.0 | 29 | 13 | 12 | 2 | 1 | 21 | 1 | 38 | 4 | 0 |
| | Nashville | 2 | 1 | 4.15 | 18 | 0 | 0 | 0 | 0 | 26.0 | 29 | 13 | 12 | 2 | 0 | 15 | 0 | 31 | 4 | 0 |
| 2016 | Midland | 4 | 0 | 1.26 | 11 | 0 | 0 | 0 | 4 | 14.1 | 6 | 2 | 2 | 2 | 0 | 0 | 0 | 12 | 0 | 0 |
| | Nashville | 5 | 1 | 3.50 | 35 | 1 | 0 | 0 | 1 | 54.0 | 46 | 27 | 21 | 2 | 1 | 17 | 0 | 43 | 2 | 0 |
| Minor League Totals | | 28 | 16 | 3.01 | 216 | 13 | 0 | 0 | 28 | 329.1 | 266 | 128 | 110 | 20 | 20 | 147 | 4 | 389 | 29 | 1 |

CAREER TRANSACTIONS

2010 — Selected by the Chicago Cubs organization in the 11th round of the First-Year Player Draft. **2012** — Traded to the Boston Red Sox March 15 as the player to be named later in a February 21 trade in which Chicago traded pitcher Chris Carpenter and a PTBNL for a PTBNL (infielder Jair Bogaerts on March 29) to complete the compensation for Theo Epstein joining the Cubs as President of Baseball Operations. **2014** — Traded to the Atlanta Braves for pitcher Anthony Varvaro and cash, December 17. **2015** — Traded to the Oakland Athletics for international bonus slot 4, July 6. **2016** — Elected free agency, November 6; re-signed by Oakland to a minor league contract, November 14.

**OUTFIELDER****Height/Weight:** 6-3 / 222**Bats/Throws:** Left / Left**Birthdate:** August 11, 1988**Opening Day Age:** 28**Birthplace/Resides:** Newbury Park, California / Newbury Park, California**Major League Service:** 2 years, 2 days**Obtained:** Claimed off waivers from Pittsburgh, November 6, 2015**Contract Status:** First year of a one-year contract through 2017**NON-ROSTER INVITEE****CAREER HIGHLIGHTS**

Played in one game for Oakland in 2016 after appearing in 59 games for Pittsburgh over the previous three years...is a .189 career hitter with a home run and three RBI in 60 Major League games...has a .278 (816-for-2938) average with 104 home runs and 472 RBI in 797 minor league games...tied for fifth in the minors with 32 home runs in 2013...made his Major League debut with the Pirates that year on Aug. 13...entered the 2009 season as the top prospect in the Los Angeles Dodgers system according to *Baseball America*...was number seven in 2010...was originally a fourth round pick of the Dodgers in the 2007 draft and was traded to Pittsburgh as part of the Octavio Dotel trade at the 2010 trading deadline...played in the Arizona Fall League for three straight seasons from 2008-10.

2016 HIGHLIGHTS

Went 0-for-1 in one game with Oakland and batted .255 with four home runs and 30 RBI in 56 games with Triple-A Nashville before his season ended in June following a diagnosis of testicular cancer...was optioned to Triple-A Nashville following the final Spring Training game April 2 but returned two days later on Opening Day when Felix Doubront went on the disabled list...grounded out as a pinch hitter April 7 against Chicago (AL) in his only action before he was optioned back to Nashville the next day...spent the balance of the season with the Sounds...hit .259 (43-for-166) with two home runs against right-handed pitchers, .240 (12-for-50) with two home runs against left-handers...slugged all four of his home runs on the road...batted .227 with the bases empty, .289 with runners on...went 4-for-4 with a walk, triple, home run and 12 RBI with the bases loaded...had a .192 batting average when leading off an inning...hit .290 with three home runs in 27 games as a left fielder, .220 with one home run in 29 games as the designated hitter...did not commit an error in 50 total chances in the outfield...hit in every spot in the order from three through seven with his most action coming in the four (21 games) and five (21 games) spots...collected 14 of his 30 RBI in three games as he had a four-RBI game on April 11 against Colorado Springs and a pair of five-RBI games on April 21 at Colorado Springs and June 15 against Memphis...hit .194 over his first 10 games through April 20...then went 3-for-4 with a grand slam in his five RBI performance on April 21 at Colorado Springs...went 4-for-25 (.160) over his final seven games in April and finished the first month of the season with a .215 batting average in 18 games...then hit .286 in 26 games in May...had a 10-for-48 (.208) stretch from May 2 to 16 but then compiled a season-best 13-game hitting streak from May 17 to June 1 (19-for-57, .333)...hit three of his four home runs over an eight-game span from May 25 to June 4...followed his hitting streak by going 6-for-37 (.162) over a 10-game stretch from June 2 to 13...then went 4-for-5 with five RBI June 15 against Memphis...began experiencing discomfort and was referred to Vanderbilt Urology, where Dr. Sam Cheng made the diagnosis of testicular cancer...Dr. Cheng performed surgery June 17...was placed on Nashville's disabled list that day and was transferred to Oakland's 60-day DL July 4...joined the A's during the penultimate series of the season at Anaheim in September but was not on the active roster...was outrighted to Nashville Oct. 6 and re-signed with the A's on Nov. 3 to a minor league deal with a spring training invite.

CAREER

2015—Was on the Opening Day roster with Pittsburgh and went 1-for-25 (.040) in 20 games before going on the disabled list in early May with plantar fasciitis in his left foot...missed the remainder of the season...made two starts in right field and one in left field...went 1-for-10 (.100) in his three starts and was 0-for-12 with two walks as a pinch hitter...the 12 at bats were the most among Major League pinch

hitters with no hits...went 1-for-23 (.043) against right-handed pitching, 0-for-2 against left-handers...flied out as a pinch hitter during a 13-pitch at bat in season debut on Opening Day, April 6 at Cincinnati...made his first career start in left field April 11 against Milwaukee...snapped a season-opening 0-for-13 streak with a third inning double in a start in right field against Chicago (NL) on April 23...it snapped a career-long 0-for-17 streak dating back to Sept. 21, 2014...was placed on the 15-day DL May 6 retroactive to May 4...was transferred to the 60-day DL June 26...played for Cibao in the Dominican Winter League following the season and hit .079 with a home run and three RBI in 11 games.

2014—Began the season with Triple-A Indianapolis and batted .354 in 22 games during the month of April...hit safely in three of his first four games in May before suffering a right thumb injury on May 5...went 2-for-13 during a four-game rehab assignment with the GCL Pirates from July 3-8...had his rehab transferred to Single-A Jamestown, where he went 2-for-12 in four games from July 10-14...was reinstated from the disabled list and returned to action with Indianapolis on July 17...went 4-for-4 with two homers, four RBI and three runs July 19 at Columbus...batted .462 (12-for-26) over a six-game hitting streak from Aug. 5-13, which included a four-hit game Aug. 9 against Rochester...homered twice Aug. 18 against Louisville and went deep in three straight games from Aug. 23-25...hit six home runs in a seven-game stretch between Aug. 18 and Aug. 27...batted .313 and recorded a .911 OPS in 24 Triple-A games during the month of August...hit his 100th career minor league home run Aug. 27 against Louisville...made 17 appearances at first base, 16 in left field and 14 in right field while playing with Indianapolis...also served as the designated hitter in 16 games...was recalled by Pittsburgh Aug. 29...singled as a pinch hitter and scored the game-tying run in his season debut with the Pirates Aug. 29 against Cincinnati...hit safely in each of his first five big league games (6-for-18, .333) thru Sept. 2...made five straight starts in right field between Aug. 30 and Sept. 3...picked up his lone RBI Sept. 1 at St. Louis...singled and doubled in back-to-back pinch hitting appearances on Sept. 10-11...made his first Major League start at first base Sept. 14 vs. Chicago (NL) and made the final putout in the first triple play ever turned at PNC Park and the first by the Pirates since April 12, 2009 at Cincinnati...was used exclusively as a pinch hitter after Sept. 14 and went 2-for-7 (.286)...made a total of six appearances (five starts) in right field, two appearances in left field and one start at first base while playing with the Pirates...also went 5-for-15 (.333) as a pinch hitter.

2013—Hit .282 with 32 home runs and 99 RBI in 120 minor league games...led all Pittsburgh minor league players in home runs and RBI while being named the organization's Minor League Player-of-the-Year...his home run total tied for fifth-most in MiLB...began the season with Double-A Altoona and hit for the first cycle in franchise history in his sixth game April 9 at Akron...singled in his first at bat, doubled in his second at bat, tripled in his third and then homered in his fourth at bat, which came in the fifth inning...hit safely in 11 straight games from April 15-26 and May 21-31...began the season by reaching base safely in each of his first 21 games thru April 26...hit a walk-off home run in a 7-6 victory over Reading June 4...tallied at least one RBI (10 total) in eight straight games from May 24-31 and in 12 of his last 13 Double-A games (17 total)...reached base safely in 28 straight games from May 7 until the time he was promoted to Indianapolis June 8...hit .314 with seven homers and 21 RBI in 20 games with Indy during June...homered twice Aug. 6 at Louisville...shared the minor league baseball lead in home runs and was tied for third in RBI when he was selected by Pittsburgh Aug. 13...made his Major League debut as a starter in right field Aug. 13 at St. Louis and went 0-for-3...doubled off Lance Lynn for his first big league hit and RBI in his third game Aug. 15 at St. Louis...was optioned back to Indianapolis Aug. 18 but was recalled by Pittsburgh Aug. 24 after Starling Marte was placed on the disabled list...connected off Logan Ondrusek for first Major League home run Sept. 28 at Cincinnati, a pinch-hit, solo shot in the sixth inning...made a total of six starts in right field and two appearances in left field for Pittsburgh...made appearances at first base and in right field while playing winter ball in Venezuela and hit .228 with six doubles, two triples and 17 RBI in 27 games with Lara.

2012—Began the season with Altoona and hit .206 in nine games thru April 16...Suffered a right wrist injury and was placed on the disabled list April 17...had right hand surgery...hit safely in all nine rehab games with the GCL Pirates between Aug. 2-17, which included a 5-for-5 performance Aug. 6 against the GCL Tigers...went 2-for-4 with two homers and three RBI in his first game back with Altoona on Aug. 18 at New Hampshire...hit a grand slam Aug. 27 vs. Akron in the second game of a double-header...hit .276 in 58 at bats after his return from injury...also hit all four of home runs with the Curve after coming off disabled list.

2011—Split his season between Altoona and Indianapolis and hit .236 with 28 doubles, 11 home runs and 58 RBI in 129 games with the two teams...batted .184 in 60 games with Indianapolis to begin the season...was assigned to Altoona June 22...hit .345 (10-for-29) with nine RBI during a seven-game hitting streak from June 30 to July 6 and .458 (11-for-24) with two homers during a six-game streak from July 29 to Aug. 3...raised his Double-A average from .222 on July 27 to .282 on Aug. 17...had a season-best eight-game hitting streak from Aug. 7 to 17 (11-for-28, .393)...batted .314 during the month of August...hit .285 with seven home runs and 29 RBI after the All-Star break.

2010—Began season ranked by *Baseball America* as the 7th best prospect and the best outfield prospect in the Dodgers system...hit .272 with six homers and 35 RBI in 73 total games with Chattanooga (Dodgers' AA) and Altoona...made 52 appearances in left field, five in right field and one in center field with the two clubs...hit .431 (19-for-44) during a 10-game hitting streak from April 11 to 22...missed 50 games while on the suspended list from April 30 to June 24 for a violation of the minor league drug testing program...was acquired by Pittsburgh July 31 and batted .400 in his first 11 games with Altoona thru Aug. 13...crashed into the outfield wall Aug. 15 vs. New Hampshire and did not play again until Aug. 22...hit .281 (9-for-32) with two doubles, two home runs and seven RBI in eight games during the post-season...knocked in three runs during Game Two victory over Harrisburg in round one of playoffs... homered in Game Four of the series against Harrisburg and again in Game Three of the Championship Series against Trenton...participated in the Arizona Fall League for the third straight season and hit .274 with four home runs and 23 RBI in 28 games with Mesa...tied for the league lead in RBI.

2009—Began the season ranked as the top prospect and as the “Best Hitter for Average” in the Dodgers organization by *Baseball America*...spent the entire season with Chattanooga and hit .256 with 11 home runs and 61 RBI in 130 games...homered twice April 18 against Montgomery...was named to the Southern League Midseason All-Star team and went 3-for-4 with a double and two runs scored for the North squad in the contest...ranked third in the league in the doubles (39) and established a minor league career high in that department...participated in the Arizona Fall League and hit .330 (30-for-91) with two homers and 18 RBI in 21 games with Peoria.

2008—Spent a majority of the season with Great Lakes and was named to Midwest League Midseason All-Star team (was the starting left fielder for the East team)...tied for fifth in the league in doubles...played in a minor league career-high 131 games...finished the season playing eight games with High-A Jacksonville, where he was named the Southern League Hitter-of-the-Week for the final week of the season (Aug. 25-Sept. 1)...homered and had six RBI Aug. 28 and went 4-for-4 with a solo homer the following day...was named the seventh-best prospect in the Midwest League by *Baseball America* following the season...hit .313 (21-for-67) with a homer and 10 RBI in 17 games with Surprise during the Arizona Fall League.

2007—Ranked third in the Gulf Coast League in batting average (.343), second in on-base percentage (.440) and fifth in slugging percentage (.519) during his first pro season with the GCL Dodgers...was ranked by *Baseball America* as having the fourth-best “Pro Debut” among all high school players from the 2007 draft and as the “Best Pure Hitter” in Los Angeles’ 2007 draft class.

PERSONAL/MISCELLANEOUS

Andrew Francis Lambo...is a 2007 graduate of Newbury Park (CA) High School, where he played baseball.

LIFETIME PLAYING RECORD

| Year | Club | AVG | G | AB | R | H | 2B | 3B | HR | RBI | SH | SF | HP | BB | SO | SB | CS | SLG | OBP | E |
|------------------|--------------|-------------|-----------|-----------|----------|-----------|----------|----------|----------|----------|----------|----------|----------|----------|-----------|----------|----------|-------------|-------------|----------|
| 2007 | GCL Dodgers | .343 | 54 | 181 | 38 | 62 | 15 | 1 | 5 | 32 | 0 | 3 | 5 | 29 | 34 | 1 | 2 | .519 | .440 | 2 |
| 2008 | Great Lakes | .288 | 123 | 472 | 58 | 136 | 33 | 2 | 15 | 79 | 0 | 3 | 2 | 41 | 110 | 5 | 2 | .462 | .346 | 7 |
| | Jacksonville | .389 | 8 | 36 | 7 | 14 | 2 | 1 | 3 | 12 | 0 | 0 | 0 | 2 | 9 | 0 | 0 | .750 | .421 | 1 |
| 2009 | Chattanooga | .256 | 130 | 492 | 70 | 126 | 39 | 1 | 11 | 61 | 0 | 7 | 3 | 39 | 95 | 4 | 3 | .407 | .311 | 5 |
| 2010 | Chattanooga | .271 | 47 | 181 | 26 | 49 | 11 | 2 | 4 | 25 | 1 | 1 | 0 | 15 | 39 | 1 | 1 | .420 | .325 | 3 |
| | Altoona | .275 | 26 | 91 | 12 | 25 | 1 | 0 | 2 | 10 | 0 | 0 | 2 | 9 | 30 | 0 | 0 | .352 | .353 | 9 |
| 2011 | Indianapolis | .184 | 60 | 185 | 19 | 34 | 11 | 0 | 3 | 17 | 1 | 2 | 2 | 17 | 48 | 1 | 0 | .292 | .257 | 0 |
| | Altoona | .274 | 69 | 252 | 35 | 69 | 17 | 0 | 8 | 41 | 2 | 3 | 3 | 26 | 59 | 4 | 3 | .437 | .345 | 9 |
| 2012 | Altoona | .250 | 26 | 92 | 13 | 23 | 3 | 1 | 4 | 16 | 1 | 1 | 0 | 14 | 19 | 0 | 1 | .435 | .346 | 0 |
| | GCL Pirates | .485 | 9 | 33 | 10 | 16 | 4 | 0 | 1 | 6 | 0 | 1 | 1 | 5 | 5 | 1 | 0 | .697 | .550 | 0 |
| 2013 | Altoona | .291 | 58 | 220 | 35 | 64 | 9 | 4 | 14 | 46 | 2 | 3 | 2 | 20 | 60 | 6 | 1 | .559 | .351 | 4 |
| | Indianapolis | .272 | 62 | 224 | 32 | 61 | 15 | 1 | 18 | 53 | 1 | 3 | 2 | 24 | 67 | 1 | 0 | .589 | .344 | 2 |
| 2014 | PITTSBURGH | .233 | 18 | 30 | 4 | 7 | 2 | 0 | 1 | 2 | 0 | 0 | 0 | 3 | 11 | 0 | 1 | .400 | .303 | 0 |
| | Indianapolis | .328 | 61 | 238 | 44 | 78 | 19 | 2 | 11 | 42 | 0 | 0 | 2 | 22 | 47 | 3 | 2 | .563 | .389 | 2 |
| | GCL Pirates | .154 | 4 | 13 | 3 | 2 | 0 | 0 | 1 | 1 | 0 | 0 | 0 | 4 | 3 | 0 | 0 | .385 | .353 | 0 |
| 2015 | Jamestown | .167 | 4 | 12 | 2 | 2 | 0 | 0 | 0 | 1 | 1 | 0 | 0 | 4 | 2 | 0 | 0 | .167 | .375 | 1 |
| | PITTSBURGH | .256 | 21 | 39 | 3 | 10 | 4 | 0 | 0 | 1 | 0 | 0 | 0 | 0 | 8 | 0 | 0 | .359 | .256 | 0 |
| 2015 | PITTSBURGH | .040 | 20 | 25 | 1 | 1 | 1 | 0 | 0 | 0 | 0 | 0 | 0 | 2 | 8 | 0 | 0 | .080 | .111 | 0 |
| 2016 | OAKLAND | .000 | 1 | 1 | 0 | 0 | 0 | 0 | 0 | 0 | 0 | 0 | 0 | 0 | 0 | 0 | 0 | .000 | .000 | 0 |
| | Nashville | .255 | 56 | 216 | 29 | 55 | 10 | 3 | 4 | 30 | 0 | 2 | 1 | 21 | 43 | 1 | 0 | .384 | .321 | 0 |
| AL Totals | | .000 | 1 | 1 | 0 | 0 | 0 | 0 | 0 | 0 | 0 | 0 | 0 | 0 | 0 | 0 | 0 | .000 | .000 | 0 |
| NL Totals | | .191 | 59 | 94 | 8 | 18 | 7 | 0 | 1 | 3 | 0 | 0 | 0 | 5 | 27 | 0 | 1 | .298 | .232 | 0 |
| ML Totals | | .189 | 60 | 95 | 8 | 18 | 7 | 0 | 1 | 3 | 0 | 0 | 0 | 5 | 27 | 0 | 1 | .295 | .230 | 0 |

CAREER TRANSACTIONS

2007 — Selected by the Los Angeles Dodgers organization in the fourth round of the First-Year Player Draft. **2010** — On restricted list, May 1 to June 24. Traded to the Pittsburgh Pirates with pitcher James McDonald for pitcher Octavio Dotel, July 31. **2015** — On the disabled list, May 4 through end of season. Claimed off waivers by the Oakland Athletics, November 6. **2016** — On the disabled list, July 4 to October 5.

VS. THE AMERICAN LEAGUE

| 2016 | | | | | CAREER | | | | | |
|------|----|---|----|-----|----------|------|----|---|----|-----|
| AVG. | AB | H | HR | RBI | vs. TEAM | AVG. | AB | H | HR | RBI |
| — | 0 | 0 | 0 | 0 | Boston | .000 | 1 | 0 | 0 | 0 |
| .000 | 1 | 0 | 0 | 0 | Chicago | .000 | 1 | 0 | 0 | 0 |
| — | 0 | 0 | 0 | 0 | Detroit | .000 | 2 | 0 | 0 | 0 |

VS. THE NATIONAL LEAGUE

| 2016 | | | | | CAREER | | | | | |
|------|----|---|----|-----|---------------|------|----|---|----|-----|
| AVG. | AB | H | HR | RBI | vs. TEAM | AVG. | AB | H | HR | RBI |
| — | 0 | 0 | 0 | 0 | Arizona | .000 | 4 | 0 | 0 | 0 |
| — | 0 | 0 | 0 | 0 | Chicago | .050 | 20 | 1 | 0 | 0 |
| — | 0 | 0 | 0 | 0 | Cincinnati | .278 | 18 | 5 | 1 | 1 |
| — | 0 | 0 | 0 | 0 | Milwaukee | .308 | 13 | 4 | 0 | 0 |
| — | 0 | 0 | 0 | 0 | Philadelphia | .500 | 4 | 2 | 0 | 0 |
| — | 0 | 0 | 0 | 0 | St. Louis | .200 | 25 | 5 | 0 | 2 |
| — | 0 | 0 | 0 | 0 | San Diego | .000 | 2 | 0 | 0 | 0 |
| — | 0 | 0 | 0 | 0 | San Francisco | .200 | 5 | 1 | 0 | 0 |

MONTHLY BREAKDOWN

| 2016 | | | | | CAREER | | | | | |
|------|----|---|----|-----|-----------|------|----|----|----|-----|
| AVG. | AB | H | HR | RBI | by MONTH | AVG. | AB | H | HR | RBI |
| .000 | 1 | 0 | 0 | 0 | April | .042 | 24 | 1 | 0 | 0 |
| — | 0 | 0 | 0 | 0 | May | .000 | 2 | 0 | 0 | 0 |
| — | 0 | 0 | 0 | 0 | June | — | 0 | 0 | 0 | 0 |
| — | 0 | 0 | 0 | 0 | July | — | 0 | 0 | 0 | 0 |
| — | 0 | 0 | 0 | 0 | August | .250 | 28 | 7 | 0 | 1 |
| — | 0 | 0 | 0 | 0 | September | .244 | 41 | 10 | 1 | 2 |

BATTING BREAKDOWN

| 2016 | | | | | CAREER | | | | | |
|------|----|---|----|-----|-------------------|------|----|----|----|-----|
| AVG. | AB | H | HR | RBI | by CATEGORY | AVG. | AB | H | HR | RBI |
| .000 | 1 | 0 | 0 | 0 | Home | .211 | 38 | 8 | 0 | 0 |
| — | 0 | 0 | 0 | 0 | Away | .175 | 57 | 10 | 1 | 3 |
| .000 | 1 | 0 | 0 | 0 | Day | .182 | 44 | 8 | 1 | 3 |
| — | 0 | 0 | 0 | 0 | Night | .196 | 51 | 10 | 0 | 0 |
| .000 | 1 | 0 | 0 | 0 | Pre-ASG | .038 | 26 | 1 | 0 | 0 |
| — | 0 | 0 | 0 | 0 | Post-ASG | .246 | 69 | 17 | 1 | 3 |
| — | 0 | 0 | 0 | 0 | vs. LHP | .333 | 3 | 1 | 0 | 0 |
| .000 | 1 | 0 | 0 | 0 | vs. RHP | .185 | 92 | 17 | 1 | 3 |
| .000 | 1 | 0 | 0 | 0 | RISP | .000 | 21 | 0 | 0 | 0 |
| — | 0 | 0 | 0 | 0 | Bases Loaded | — | 0 | 0 | 0 | 0 |
| .000 | 1 | 0 | 0 | 0 | Pinch Hitter | .184 | 38 | 7 | 1 | 1 |
| — | 0 | 0 | 0 | 0 | Designated Hitter | — | 0 | 0 | 0 | 0 |

BALLPARK BREAKDOWN

| | AVG. | AB | H | HR | RBI |
|--------------------------|------|----|---|----|-----|
| AT&T Park | .200 | 5 | 1 | 0 | 0 |
| Busch Stadium | .200 | 25 | 5 | 0 | 2 |
| Chase Field | .000 | 3 | 0 | 0 | 0 |
| Citizens Bank Park | .500 | 4 | 2 | 0 | 0 |
| Great American Ball Park | .250 | 8 | 2 | 1 | 1 |
| Miller Park | .000 | 5 | 0 | 0 | 0 |
| Oakland Coliseum | .000 | 1 | 0 | 0 | 0 |
| PNC Park | .216 | 37 | 8 | 0 | 0 |
| Wrigley Field | .000 | 7 | 0 | 0 | 0 |

FIELDING STATISTICS

First Base

| YEAR | PCT. | G | PO | A | E | TC | DP |
|---------------|--------------|----------|----------|----------|----------|----------|----------|
| 2014 | 1.000 | 1 | 4 | 0 | 0 | 4 | 1 |
| Totals | 1.000 | 1 | 4 | 0 | 0 | 4 | 1 |

Outfielder

| YEAR | PCT. | G | PO | A | E | TC | DP |
|---------------|--------------|-----------|-----------|----------|----------|-----------|----------|
| 2013 | 1.000 | 6 | 3 | 0 | 0 | 3 | 0 |
| 2014 | 1.000 | 6 | 12 | 0 | 0 | 12 | 0 |
| 2015 | 1.000 | 5 | 1 | 1 | 0 | 2 | 0 |
| Totals | 1.000 | 17 | 16 | 1 | 0 | 17 | 0 |

LAMBO'S CAREER BESTS

Hits: 2 (twice), last: September 2, 2014 at St. Louis

Home Runs: 1, September 28, 2013 at Cincinnati

Runs Batted In: 1 (three times), last: September 1, 2014 at St. Louis

Stolen Bases: None

Hitting Streak: 7, September 28, 2013 to September 2, 2014

Hitless Streak (At Bats): 17, September 21, 2014 to April 23, 2015

Game Ending RBI: None

Grand Slams: None

Pinch-Hit Home Runs: 1, September 28, 2013 at Cincinnati (Logan Ondrusek)

Inside-The-Park Home Runs: None

Lead Off Home Runs: None

**CATCHER****Height/Weight:** 6-4 / 240**Bats/Throws:** Right / Right**Birthdate:** August 7, 1987**Opening Day Age:** 29**Birthplace/Resides:** Burbank, California / Greenwood Village, Colorado**Major League Service:** 2 years, 127 days**Obtained:** Signed to a minor league contract, November 21, 2016**Contract Status:** First year of a one-year contract through 2017**NON-ROSTER INVITEE****CAREER HIGHLIGHTS**

Has played in 134 games over five seasons in the majors with Boston (2011-14), Baltimore (2015) and Atlanta (2015) and is a .198 career hitter with seven home runs and 40 RBI...saw his most extensive playing time with Boston in 2012 (46 games) and hit .299 in 25 games the following season...is a .280 (694-for-2478) hitter with 100 home runs and 438 RBI in 674 games in nine seasons in the minors...named to the International League Postseason All-Star Team in 2012...was a *Baseball America* Minor League All-Star in 2011...earned Red Sox Minor League Co-Player of the Years honors in 2010 and 2011...played in the Arizona Fall League Rising Stars Game in 2010.

2016 HIGHLIGHTS

Began the season in the Atlanta Braves organization and hit .276 with 10 RBI in 25 games with Triple-A Gwinnett before he was released on May 13...signed a minor league contract with Toronto May 27 and was assigned to Double-A New Hampshire where he batted .262 with six home runs and 38 RBI in 66 games...combined for a .265 average, six home runs and 48 RBI in 91 games overall...the games played were his most since 2012...hit .300 (24-for-80) against left-handed pitching compared to .255 (64-for-251) against right-handers...belted four of his six home runs off lefties and slugged .500 against south paws compared to .347 against righties...had a .946 OPS against lefties, .664 against righties...batted .298 with runners in scoring position...combined to hit .315 in his home ballparks, .215 on the road...played exclusively at catcher on defense, appearing in 81 games (80 starts)...tossed out 23-of-72 (31.9%) attempted base stealers...committed four errors for a .994 fielding percentage...also batted .194 in 10 games as the designated hitter...hit in every spot in the order from third through seventh and saw his most action with 33 games batting clean-up...began the season at Gwinnett and hit .325 over his first 10 games through April 19...then went 7-for-35 (.200) over his next nine contests from April 22 to May 1...hit safely in each of his final six games with the Braves and each of his first four with the Fisher Cats for a season-high 10-game hitting streak overall...went 12-for-36 (.333) with eight walks during the streak which ran from May 2 to 31...reached base safely in 25 consecutive home games from May 27 to Aug. 6, which tied for the second longest such streak in the Eastern League...hit .367 with a .467 on-base percentage during the streak...went 3-for-3 with a double, home run, walk and three RBI June 7 against Richmond...it was his first of three three-hit games (June 15 at Altoona and Aug. 6 against Erie) and his first of two three-RBI games...his second three RBI game came on June 20 at Erie when he also connected for his lone two-homer game of the season...had an eight-game hitting streak from June 20 to July 1 (11-for-29, .379), which boosted his Double-A batting average to .310...then went 4-for-26 (.154) over his next nine games...had a 15-game home hitting streak from June 24 to Aug. 3 (18-for-55, .327), which tied for third longest in the EL...was batting .298 with New Hampshire through Aug. 10 but then went 10-for-62 (.161) over his final 17 games...his home run on Aug. 22 at Portland was the 100th of his minor league career...played for Israel in the World Baseball Classic qualifier following the season and went 5-for-12 (.417) with a home run and three RBI in three games to help Team Israel sweep the Brooklyn qualifier...is scheduled to play for Israel in the 2017 WBC.

CAREER

2015—Split the season between three teams and two organizations...combined to bat .191 with two home runs and six RBI in 37 games between Baltimore and Atlanta...also hit .268 with two home runs and eight RBI in 13 games for Triple-A Gwinnett...opened the season with Baltimore and batted .107 in 10 games before he was designated for assignment May 26...signed by Atlanta to a minor league deal

May 30 and had his contract selected June 15...spent the remainder of the season with the Braves but appeared in just 27 games...batted .227 with nearly half of his 15 hits going for extra bases (five doubles, two home runs)...hit .242 against left-handed pitchers compared to .164 against right-handers...threw out 4-of-13 (30.8%) attempted base stealers...went 1-for-17 (.059) with runners in scoring position...was 0-for-6 as a pinch hitter and is 1-for-20 (.050) in his career...made 17 starts after joining Atlanta and batted .268 with a hit in 12 of the 17 games...had a seven-game hitting streak from June 21 to July 26...went 7-for-22 (.318) with four walks during the streak...his home run on July 11 at Colorado was his first in the Majors since Sept. 4, 2013 while with Boston...caught both games of a double header on the season's final day, going 2-for-6 with a double between the two games...became the first Braves catcher to start both games of a double header behind the plate since Brian McCann on Aug. 13, 2008 against Chicago (NL).

2014—Played predominately for Triple-A Pawtucket, batting .283 with 10 doubles, three homers and 20 RBI over 62 games...did appear in nine games for the Boston Red Sox (0-for-10), spanning two separate stints...went 0-for-4 from May 26 to 29 and 0-for-6 from Sept. 17 to 28...missed over two months of the season on the Major League disabled list after breaking the hamate bone in his left wrist on May 29 (was transferred to the 60-day DL June 4)...appeared exclusively at first base for Boston, his first Major League experience at the position...began the season with Triple-A Pawtucket before being recalled May 26...made his season debut that day at Atlanta, going 0-for-1 as a pinch-hitter...was reinstated from the DL and optioned to Pawtucket Aug. 14...played in 19 games for the PawSox from Aug. 14 to Sept. 16, including nine postseason contests, before being recalled Sept. 17...played in 62 regular-season games for the PawSox, including rehab, and split time between first base (31 games) and catcher (15 games)...ranked among the International League postseason leaders in average (6th, .324), RBI (2nd, 6), hits (2nd, 11), OBP (5th, .395), and runs scored (T-1st, 5) over eight games...hit .289 (11-for-38) overall in nine postseason games, including the Triple-A Championship Game...named the Governors' Cup Most Valuable Player after helping Pawtucket earn the Governors' Cup title, going 10-for-22 (.455) with two doubles, a home run, and three RBI in a five-game series against Durham.

2013—Hit .299 in 25 games over four stints with the Red Sox, his third consecutive campaign appearing in the majors...appeared in 22 games behind the plate and made 18 starts, all at catcher...hit safely in 15 of his 18 starts and reached base safely in all but two...overall hit .294 as a starter and went 3-for-9 (.333) off the bench, including 1-for-5 (.200) in the pinch...batted .319 against right-handed pitching compared to .267 against lefties...recalled for his first Major League stint of the year April 25...was optioned following the April 27 tilt without appearing in a game...played three games (two starts) with the Sox in his second stint from May 12-23...played 16 times (13 starts) in his third stretch with the club from June 18 to Aug. 18...after going 0-for-3 in his first start on May 14, he hit safely in seven straight starts from May 15 to July 11 (8-for-26, .308)...allowed four passed balls in the first inning Aug. 6 at Houston while catching knuckleballer Steven Wright, tying the modern ML record for a single frame for a third time, all with knuckleballers pitching...the others were the New York Giants's Ray Katt catching Hoyt Wilhelm in the eighth inning on Sept. 10, 1954 against Cincinnati, and Texas's Geno Petralli catching Charlie Hough in the seventh inning on Aug. 22, 1987 against Chicago...hit safely in a career-high nine straight games from July 29 to Sept. 22...batted .412 (14-for-34) with three doubles, a homer, 10 RBI and six runs during the streak...hit his first ML homer of the year on Sept. 4 vs. Detroit...spent the majority of 2013 with Triple-A Pawtucket, hitting .250 with nine doubles, three home runs and 24 RBI...threw out 18-of-45 (40.0%) attempted base stealers at Triple-A, the fourth-best rate among International League catchers (min. 30 SB attempt).

2012—Began the year at Triple-A Pawtucket before being recalled to Boston on Aug. 1...appeared in 46 games with the Red Sox over the remainder of the season...made 28 appearances behind the plate with the Sox, including 25 starts...started 25 of the Sox last 29 games (15 at catcher, 10 at designated hitter) and had 35 starts in the club's last 42 games beginning Aug. 18...with Boston, caught 3-of-31 (9.7%) attempted base stealers...caught pitcher Craig Breslow on Aug. 18 at New York (AL) to become the second-ever battery of Yale products in a Major League game, with the first being Philadelphia A's pitcher Al Hubbard and catcher Jack Jones on Sept. 15, 1883...they were the first pair of former Bulldogs to play in at least one game for the same team in a season since Frank Quinn and Sam Mele, who both played for the Red Sox in 1949...hit a go-ahead solo home run in the sixth inning Sept. 4 at Seattle, driving in the game-winning run...knocked a three-run homer and matched a career-high with four RBI Sept. 14 at Toronto (second time, also Sept. 27, 2011 at Baltimore)...played in 83 games for

Triple-A Pawtucket to begin the year, including 80 contests behind the plate...was the starting catcher in the International League All-Star Game and also named a postseason IL All-Star...entered the season ranked as the No. 9 prospect in the Red Sox system according to *Baseball America*.

2011—Hit 32 home runs between Double-A Portland and Triple-A Pawtucket before playing 17 games with Boston in his first career Major League action...tied for fourth among all minor leaguers in homers, the most by a Red Sox farmhand since 2004 (Earl Snyder,36)...tabbed by the organization as the Red Sox Offensive Co-Player of the Year for the second straight season...also named the Red Sox Minor League Player of the Year by both the Boston Chapter of the BBWAA and *Baseball America*...selected as the catcher on *Baseball America's* annual Minor League All-Star Team...was also rated by the publication as the best power prospect in the International League in 2011...was behind the plate in eight games with the Red Sox, including two starts, and caught his only attempted base stealer...became the sixth former Yale student to play for Boston, the first since Craig Breslow in 2006, and Yale's first position player to appear in an ML game since Dick Tettelbach from 1955-57...selected to the Sox active roster on Aug. 18 and made his ML debut that night at Kansas City with a start at designated hitter...singled and scored in the fifth inning Aug. 19 at Kansas City for his first big league hit and run...collected his first RBI with a single in the sixth inning the next day against the Royals...as optioned back to Pawtucket Aug. 25...recalled again Sept. 5 for the remainder of the season...made his first ML start at catcher Sept. 27 at Baltimore and went 2-for-4 with two homers and four RBI, his first career home runs...became only the third player in ML history with multiple homers in his first game started behind the plate, along with Philadelphia's Bobby Pfeil on July 27, 1971 and Toronto's J.P. Arencibia on Aug. 7, 2010...is the only backstop in that group to also throw out a runner, nabbing Adam Jones in the second...combined to hit .290 with 32 homers and 93 RBI in 116 games in the minor leagues and threw out 36.7% (29-of-79) of attempted base stealers...named IL Player of the Week from July 18-24 after hitting .409 (9-for-22) with three doubles, four home runs and 11 RBI in six games...following the season, played in five games with Bravos de Margarita of the Venezuelan Winter League, batting .357 (5-for-14)...entered the season as Boston's No. 1 catching prospect according to *Baseball America*

2010—Played with High-A Salem and Double-A Portland and combined to hit .288 with 22 home runs and 102 RBI in 126 games...earned Red Sox Minor League Offensive Co-Player of the Year honors...led the Red Sox farm system and ranked 11th among all minor leaguers in RBI...paced qualifying Red Sox hitters with a .487 slugging percentage...also finished among the organizational leaders in homers (2nd), walks (3rd, 70) and average (5th)...named to both the Carolina League's Mid- and Postseason All-Star teams...went 1-for-2 as the league's starting catcher in the exhibition against the California League on June 22 in Myrtle Beach...was leading the CL in RBI (63) and home runs (tied, 14) at the time of his transfer to the Sea Dogs on July 15.

2009—Spent his first full season with Single-A Greenville and led Red Sox farmhands with 21 home runs and a .540 slugging percentage...ranked third in the South Atlantic League in homers...tied for second in both the SAL and among Red Sox minor leaguers with 87 RBI...also ranked among the SAL leaders in extra-base hits (1st, 59), doubles (3rd, 36), slugging (4th) and total bases (5th, 218)...made 66 appearances behind the plate and 40 as designated hitter...threw out 28.4% (33-of-116) of potential base stealers...hit .304 (7-for-23) with one home run in six playoff games.

2008—Made his professional debut with Short Season Single-A Lowell...reached base safely via hit, walk or hit by pitch in 18 of his 21 starts...caught 27.3% (3-of-11) of attempted base stealers in 10 games as catcher...went 1-for-9 (.111) in three playoff games.

PERSONAL/MISCELLANEOUS

Ryan Cole Lavarney was originally signed by Red Sox scout Ray Fagnant...wife's name is Jamie...attended El Camino Real High School (CA)...was a semifinalist for the Johnny Bench Award and Golden Spikes Award as a junior at Yale in 2008 (was a philosophy major)...also was a candidate for the Brooks Wallace National Player of the Year...was named Second-Team All-Ivy and First-Team All-New England that year after leading the Ivy League in homers (13), RBI (42), walks (29), slugging (.824) and on-base percentage (.541) while pacing the Bulldogs with a .398 average...became the Ivy League's all-time leader with 33 career homers (since surpassed)...hit for an NCAA-best .467 with an .873 slugging percentage during his sophomore season.

LIFETIME PLAYING RECORD

| Year | Club | AVG | G | AB | R | H | 2B | 3B | HR | RBI | SH | SF | HP | BB | SO | SB | CS | SLG | OBP | E |
|------------------|---------------|-------------|------------|------------|-----------|-----------|-----------|----------|----------|-----------|----------|----------|----------|-----------|-----------|----------|----------|-------------|-------------|----------|
| 2008 | Lowell | .211 | 22 | 71 | 10 | 15 | 5 | 0 | 2 | 9 | 0 | 0 | 3 | 8 | 18 | 0 | 0 | .366 | .317 | 0 |
| 2009 | Greenville | .285 | 106 | 404 | 60 | 115 | 36 | 2 | 21 | 87 | 0 | 6 | 6 | 50 | 113 | 1 | 2 | .540 | .367 | 6 |
| 2010 | Salem | .289 | 82 | 304 | 66 | 88 | 18 | 0 | 14 | 63 | 0 | 3 | 9 | 44 | 62 | 1 | 0 | .487 | .392 | 3 |
| | Portland | .285 | 44 | 158 | 25 | 45 | 9 | 0 | 8 | 39 | 0 | 2 | 4 | 26 | 42 | 0 | 0 | .494 | .395 | 0 |
| 2011 | Portland | .284 | 55 | 208 | 35 | 59 | 5 | 0 | 14 | 38 | 0 | 4 | 2 | 25 | 47 | 0 | 0 | .510 | .360 | 1 |
| | Pawtucket | .295 | 61 | 227 | 40 | 67 | 18 | 0 | 18 | 55 | 0 | 1 | 4 | 32 | 60 | 1 | 1 | .612 | .390 | 1 |
| | BOSTON | .231 | 17 | 39 | 5 | 9 | 2 | 0 | 2 | 8 | 0 | 0 | 0 | 4 | 10 | 0 | 0 | .436 | .302 | 0 |
| 2012 | Pawtucket | .295 | 83 | 319 | 52 | 94 | 22 | 0 | 8 | 43 | 0 | 4 | 4 | 40 | 62 | 1 | 0 | .439 | .376 | 6 |
| | BOSTON | .157 | 46 | 153 | 11 | 24 | 8 | 0 | 2 | 12 | 0 | 2 | 0 | 11 | 41 | 0 | 0 | .248 | .211 | 2 |
| 2013 | Pawtucket | .250 | 50 | 180 | 23 | 45 | 9 | 0 | 3 | 24 | 0 | 5 | 4 | 25 | 25 | 0 | 0 | .350 | .346 | 2 |
| | BOSTON | .299 | 25 | 77 | 8 | 23 | 7 | 0 | 1 | 14 | 0 | 1 | 2 | 2 | 17 | 0 | 0 | .429 | .329 | 1 |
| 2014 | Pawtucket | .283 | 62 | 219 | 22 | 62 | 10 | 0 | 3 | 20 | 0 | 0 | 5 | 33 | 45 | 0 | 0 | .370 | .389 | 4 |
| | BOSTON | .000 | 9 | 10 | 0 | 0 | 0 | 0 | 0 | 0 | 0 | 0 | 0 | 0 | 3 | 0 | 0 | .000 | .000 | 0 |
| | GCL Red Sox | .400 | 2 | 5 | 1 | 2 | 1 | 0 | 0 | 2 | 0 | 0 | 0 | 1 | 1 | 0 | 0 | .600 | .500 | 0 |
| | Portland | .273 | 3 | 11 | 2 | 3 | 0 | 0 | 1 | 2 | 0 | 0 | 0 | 1 | 1 | 0 | 0 | .545 | .333 | 0 |
| 2015 | BALTIMORE | .107 | 10 | 28 | 1 | 3 | 1 | 0 | 0 | 0 | 0 | 0 | 0 | 4 | 7 | 0 | 0 | .143 | .219 | 1 |
| | Gwinnett | .268 | 13 | 41 | 5 | 11 | 2 | 0 | 2 | 8 | 0 | 0 | 0 | 8 | 7 | 0 | 0 | .463 | .388 | 1 |
| | ATLANTA | .227 | 27 | 66 | 5 | 15 | 5 | 0 | 2 | 6 | 0 | 0 | 0 | 8 | 21 | 0 | 0 | .394 | .311 | 1 |
| 2016 | Gwinnett | .276 | 25 | 98 | 7 | 27 | 8 | 0 | 0 | 10 | 0 | 0 | 1 | 8 | 18 | 0 | 1 | .357 | .336 | 1 |
| | New Hampshire | .262 | 66 | 233 | 33 | 61 | 13 | 0 | 6 | 38 | 0 | 3 | 2 | 34 | 47 | 1 | 0 | .395 | .357 | 3 |
| AL Totals | | .192 | 107 | 307 | 25 | 59 | 18 | 0 | 5 | 34 | 0 | 3 | 2 | 21 | 78 | 0 | 0 | .300 | .246 | 4 |
| NL Totals | | .227 | 27 | 66 | 5 | 15 | 5 | 0 | 2 | 6 | 0 | 0 | 0 | 8 | 21 | 0 | 0 | .394 | .311 | 1 |
| ML Totals | | .198 | 134 | 373 | 30 | 74 | 23 | 0 | 7 | 40 | 0 | 3 | 2 | 29 | 99 | 0 | 0 | .316 | .258 | 5 |

CAREER TRANSACTIONS

2008 — Selected by the Boston Red Sox organization in the sixth round of the First-Year Player Draft. **2014** — On the disabled list, May 30 to August 13; included rehabilitation assignments to GCL Red Sox, July 18 to 20, Portland, July 21 to 24, Pawtucket, July 25 to 29 and Aug. 7 to 13. Claimed off waivers by the Los Angeles Dodgers, December 5. Claimed off waivers by the Chicago Cubs, December 19. Claimed off waivers by the Baltimore Orioles, December 23. **2015** — Elected free agency, May 29; signed by the Atlanta Braves to a minor league contract, May 30. **2016** — Released May 13; signed by the Toronto Blue Jays to a minor league contract, May 7. Elected free agency, November 7; signed by the Oakland Athletics to a minor league contract, November 21.

VS. THE AMERICAN LEAGUE

| 2016 | | CAREER | | | | | | | | |
|------|----|--------|----|-----|-------------|------|----|----|----|-----|
| AVG. | AB | H | HR | RBI | vs. TEAM | AVG. | AB | H | HR | RBI |
| — | 0 | 0 | 0 | 0 | Baltimore | .143 | 42 | 6 | 2 | 6 |
| — | 0 | 0 | 0 | 0 | Boston | .200 | 10 | 2 | 0 | 0 |
| — | 0 | 0 | 0 | 0 | Chicago | — | 0 | 0 | 0 | 0 |
| — | 0 | 0 | 0 | 0 | Cleveland | .250 | 8 | 2 | 0 | 0 |
| — | 0 | 0 | 0 | 0 | Detroit | .500 | 8 | 4 | 1 | 3 |
| — | 0 | 0 | 0 | 0 | Houston | .200 | 5 | 1 | 0 | 2 |
| — | 0 | 0 | 0 | 0 | Kansas City | .344 | 32 | 11 | 0 | 4 |
| — | 0 | 0 | 0 | 0 | Los Angeles | .211 | 19 | 4 | 0 | 2 |
| — | 0 | 0 | 0 | 0 | Minnesota | .154 | 13 | 2 | 0 | 2 |
| — | 0 | 0 | 0 | 0 | New York | .093 | 43 | 4 | 0 | 3 |
| — | 0 | 0 | 0 | 0 | Oakland | .091 | 11 | 1 | 0 | 0 |
| — | 0 | 0 | 0 | 0 | Seattle | .167 | 24 | 4 | 1 | 1 |
| — | 0 | 0 | 0 | 0 | Tampa Bay | .194 | 36 | 7 | 0 | 3 |
| — | 0 | 0 | 0 | 0 | Texas | .167 | 12 | 2 | 0 | 1 |
| — | 0 | 0 | 0 | 0 | Toronto | .179 | 39 | 7 | 1 | 7 |

VS. THE NATIONAL LEAGUE

| 2016 | | CAREER | | | | | | | | |
|------|----|--------|----|-----|---------------|------|----|---|----|-----|
| AVG. | AB | H | HR | RBI | vs. TEAM | AVG. | AB | H | HR | RBI |
| — | 0 | 0 | 0 | 0 | Arizona | .333 | 3 | 1 | 0 | 0 |
| — | 0 | 0 | 0 | 0 | Atlanta | .000 | 4 | 0 | 0 | 0 |
| — | 0 | 0 | 0 | 0 | Chicago | .500 | 4 | 2 | 1 | 1 |
| — | 0 | 0 | 0 | 0 | Cincinnati | — | 0 | 0 | 0 | 0 |
| — | 0 | 0 | 0 | 0 | Colorado | .333 | 3 | 1 | 1 | 1 |
| — | 0 | 0 | 0 | 0 | Los Angeles | .333 | 3 | 1 | 0 | 0 |
| — | 0 | 0 | 0 | 0 | Miami | .000 | 13 | 0 | 0 | 0 |
| — | 0 | 0 | 0 | 0 | Milwaukee | .333 | 3 | 1 | 0 | 0 |
| — | 0 | 0 | 0 | 0 | New York | .333 | 3 | 1 | 0 | 0 |
| — | 0 | 0 | 0 | 0 | Philadelphia | .429 | 7 | 3 | 0 | 1 |
| — | 0 | 0 | 0 | 0 | Pittsburgh | .250 | 4 | 1 | 0 | 1 |
| — | 0 | 0 | 0 | 0 | San Diego | .286 | 7 | 2 | 0 | 0 |
| — | 0 | 0 | 0 | 0 | San Francisco | .200 | 5 | 1 | 0 | 1 |
| — | 0 | 0 | 0 | 0 | St. Louis | .300 | 10 | 3 | 0 | 1 |
| — | 0 | 0 | 0 | 0 | Washington | .000 | 2 | 0 | 0 | 0 |

MONTHLY BREAKDOWN

| 2016 | | CAREER | | | | | | | | |
|------|----|--------|----|-----|-----------|------|-----|----|----|-----|
| AVG. | AB | H | HR | RBI | by MONTH | AVG. | AB | H | HR | RBI |
| — | 0 | 0 | 0 | 0 | April | .167 | 18 | 3 | 0 | 0 |
| — | 0 | 0 | 0 | 0 | May | .091 | 22 | 2 | 0 | 2 |
| — | 0 | 0 | 0 | 0 | June | .278 | 18 | 5 | 0 | 3 |
| — | 0 | 0 | 0 | 0 | July | .222 | 45 | 10 | 1 | 2 |
| — | 0 | 0 | 0 | 0 | August | .258 | 120 | 31 | 1 | 12 |
| — | 0 | 0 | 0 | 0 | September | .160 | 131 | 21 | 5 | 21 |
| — | 0 | 0 | 0 | 0 | October | .105 | 19 | 2 | 0 | 0 |

BATTING BREAKDOWN

| 2016 | | CAREER | | | | | | | | |
|------|----|--------|----|-----|-------------------|------|-----|----|----|-----|
| AVG. | AB | H | HR | RBI | by CATEGORY | AVG. | AB | H | HR | RBI |
| — | 0 | 0 | 0 | 0 | Home | .204 | 137 | 28 | 1 | 9 |
| — | 0 | 0 | 0 | 0 | Away | .195 | 236 | 46 | 6 | 31 |
| — | 0 | 0 | 0 | 0 | Day | .200 | 140 | 28 | 2 | 14 |
| — | 0 | 0 | 0 | 0 | Night | .197 | 233 | 46 | 5 | 26 |
| — | 0 | 0 | 0 | 0 | Pre-ASG | .198 | 86 | 17 | 1 | 6 |
| — | 0 | 0 | 0 | 0 | Post-ASG | .199 | 287 | 57 | 6 | 34 |
| — | 0 | 0 | 0 | 0 | vs. LHP | .219 | 137 | 30 | 4 | 15 |
| — | 0 | 0 | 0 | 0 | vs. RHP | .186 | 236 | 44 | 3 | 25 |
| — | 0 | 0 | 0 | 0 | RISP | .184 | 98 | 18 | 3 | 31 |
| — | 0 | 0 | 0 | 0 | Bases Loaded | .000 | 12 | 0 | 0 | 3 |
| — | 0 | 0 | 0 | 0 | Pinch Hitter | .050 | 20 | 1 | 0 | 0 |
| — | 0 | 0 | 0 | 0 | Designated Hitter | .200 | 90 | 18 | 1 | 8 |

BALLPARK BREAKDOWN

| | AVG. | AB | H | HR | RBI |
|--------------------|------|-----|----|----|-----|
| Angel Stadium | .231 | 13 | 3 | 0 | 1 |
| Busch Stadium | .250 | 4 | 1 | 0 | 1 |
| Camden Yards | .171 | 41 | 7 | 2 | 4 |
| Citizens Bank Park | .500 | 4 | 2 | 0 | 1 |
| Comerica Park | .333 | 6 | 2 | 0 | 1 |
| Coors Field | .333 | 3 | 1 | 1 | 1 |
| Fenway Park | .184 | 103 | 19 | 1 | 8 |
| Globe Life Park | .250 | 8 | 2 | 0 | 1 |
| Kauffman Stadium | .368 | 19 | 7 | 0 | 4 |
| Marlins Park | .000 | 11 | 0 | 0 | 0 |
| Miller Park | .333 | 3 | 1 | 0 | 0 |
| Minute Maid Park | .200 | 5 | 1 | 0 | 2 |
| Nationals Park | .000 | 1 | 0 | 0 | 0 |
| Oakland Coliseum | .091 | 11 | 1 | 0 | 0 |
| PETCO Park | .000 | 3 | 0 | 0 | 0 |
| PNC Park | .250 | 4 | 1 | 0 | 1 |
| Progressive Field | .143 | 7 | 1 | 0 | 0 |
| Rogers Centre | .211 | 19 | 4 | 1 | 4 |
| Safeco Field | .111 | 18 | 2 | 1 | 1 |
| Target Field | .250 | 4 | 1 | 0 | 2 |
| Tropicana Field | .250 | 20 | 5 | 0 | 3 |
| Turner Field | .241 | 29 | 7 | 0 | 1 |
| Wrigley Field | .500 | 4 | 2 | 1 | 1 |
| Yankee Stadium | .121 | 33 | 4 | 0 | 3 |

FIELDING STATISTICS

Catcher

| YEAR | PCT. | G | PO | A | E | TC | DP | PB |
|---------------|-------------|-----------|------------|-----------|----------|------------|----------|----------|
| 2011 | 1.000 | 8 | 22 | 3 | 0 | 25 | 0 | 0 |
| 2012 | .990 | 28 | 183 | 11 | 2 | 196 | 0 | 0 |
| 2013 | .993 | 22 | 131 | 8 | 1 | 140 | 4 | 6 |
| 2015 | .990 | 30 | 189 | 8 | 2 | 199 | 1 | 1 |
| Totals | .991 | 88 | 525 | 30 | 5 | 560 | 5 | 7 |

First Base

| YEAR | PCT. | G | PO | A | E | TC | DP |
|---------------|--------------|----------|-----------|----------|----------|-----------|----------|
| 2014 | 1.000 | 6 | 23 | 3 | 0 | 26 | 0 |
| 2015 | 1.000 | 1 | 2 | 0 | 0 | 2 | 0 |
| Totals | 1.000 | 7 | 25 | 3 | 0 | 28 | 0 |

LAVARNWAY'S CAREER BESTS

Hits: 2 (18 times), last: October 4, 2015 vs. St. Louis
Home Runs: 2, September 27, 2011 at Baltimore
Runs Batted In: 4 (twice), last: September 14, 2012 at Toronto
Stolen Bases: None
Hitting Streak: 9, July 29 to September 22, 2013
Hitless Streak (At Bats): 19, August 23 to October 4, 2015
Game Ending RBI: None
Grand Slams: None
Pinch-Hit Home Runs: None
Inside-The-Park Home Runs: None
Lead Off Home Runs: None

**INFIELDER****Height/Weight:** 6-0 / 180**Bats/Throws:** Switch / Right**Birthdate:** April 17, 1984**Opening Day Age:** 32**Birthplace/Resides:** Salem, Oregon / Houston, Texas**Major League Service:** 8 years, 111 days**Obtained:** Acquired from Houston for minor leaguer Brendan McCurry, November 25, 2015**Contract Status:** Third year of a three-year contract through 2017 with a club option for 2018.**CAREER HIGHLIGHTS**

The switch-hitting infielder owns a .258 career average with 67 home runs and 341 RBI in 799 games in nine seasons with Boston (2008-11), Houston (2012, 15) and Oakland (2013-14, 16)...set an Athletics record for doubles by a switch hitter (45) and an Oakland record for hits by a switch-hitter (175) in 2013...hit a career-high 16 home runs with the Astros in 2012...made eight starts at shortstop for Boston in the 2008 postseason...hit safely in each of his three ALDS games, including a walk-off RBI single in the ninth inning of Game 4 to give the Sox a 3-2 win and clinch the series, 3-1...became just the fourth rookie ever to end a postseason series with a walk-off hit...named the 2007 Red Sox Minor League Offensive Player of the Year, hitting a combined .298 with 47 doubles, 13 homers and 70 RBI in 133 games between Double-A Portland and Triple-A Pawtucket.

2016 HIGHLIGHTS

Returned to the A's following the 2015 season and batted .263 with two home runs and 27 RBI in 87 games in a season shortened due to two stints on the disabled list...it marked the seventh time in nine seasons in the majors he appeared in fewer than 100 games...missed 69 games while on the DL and has now missed 152 games during three stints on the DL over the last two seasons...his two home runs matched his career low from his first two seasons (2008 and 2009)...his average decreased each month of the season as he hit .314 in April, .302 in May, .268 in June, .202 in July and .125 in two games in August...has a .310 (162-for-523) career average in April, .246 (565-for-2298) in all other months...hit .298 (25-for-84) against left-handed pitching compared to .252 (64-for-254) against right-handers...connected for both of his home runs off righties...his career splits are .283 (245-for-865) against lefties, .246 (482-for-1956) against righties...batted .281 with runners in scoring position...went 13-for-24 (.542) with RISP over his first 29 games, 3-for-33 (.091) over his final 58...was 5-for-23 (.217) with RISP and two outs...had a .313 batting average and .370 on-base percentage leading off an inning...hit .283 in 71 games before the All-Star Break, .182 in 16 games after the break...batted .313 in the eighth inning or later...appeared in 82 games at second base, including a team-leading 80 starts...committed six errors in his first 25 games at second base through May 4, but none over his final 57 contests...that is the 10th longest errorless streak by a second baseman in Oakland history...posted a .984 fielding percentage...had just 58 career games at second base entering the season and none since 2013...also appeared in two games at shortstop and made four starts at designated hitter...went 1-for-3 (.333) with a RBI as a pinch hitter and is 3-for-6 (.500) with three walks and four RBI in the pinch over the last two years...started games at every spot in the order except ninth...made a team-leading 48 starts batting second.

OAKLAND: Went 1-for-3 with two RBI in an Opening Day start at second base April 4 against Chicago (AL)...it was his fifth career Opening Day start, but the previous four came at shortstop (2009 with Boston, 2013-14 with Oakland and 2015 with Houston)...is 2-for-16 (.125) with three walks and two RBI in his Opening Day starting assignments...drove in at least one run in each of his first three games (five RBI total), which was the longest-season opening streak by an A's player on an Opening Day roster since Jermaine Dye had a four-game streak in 2004...batted .209 over his first 12 games through April 16...then hit .410 (25-for-61) over his next 17 games from April 17 through the day game of the May 7 day/night doubleheader at Baltimore...had his sixth career four-hit game April 19 at New York (AL), but it was his first since Aug. 9, 2013 at Toronto...hit .314 with 13 RBI in 24 games in April...it was the fifth time in his career he hit .300 or better in the first month of the season...then drove in just 14 runs over his final 63 games...was batting .302 in 32 games when he was placed on the 15-day disabled

list May 11 retroactive to May 10 with a right shin contusion...went 1-for-4 with a walk on a one-game rehab assignment with Triple-A Nashville May 23 and was reinstated from the DL May 25...hit .243 in 55 games following his return...hit a game-tying home run in the ninth inning June 4 at Houston to snap his season-opening 40-game homerless streak, which was the longest such streak of his career...it also snapped a 53-game homerless drought dating back to his last home run on Sept. 13, 2015, which was the second longest homerless streak of his career (62, April 9-June 20, 2013)...had a streak of 17 consecutive games without a RBI from June 5 to 25, which was a career-high at the time...drove in six runs over his next six games, but then went another 18 games without an RBI from July 4 to 26...had back-to-back multiple hit games June 12 and 14 (5-for-10, .500) to lift his average to .306...then went 5-for-28 (.179) over his next seven games through June 22 to fall to .288...his average would not return to .300 the rest of the year...hit safely in a season-high nine consecutive games from June 23 to July 2 (11-for-35, .314)...then batted .189 over his final 23 games...snapped a season-long 0-for-20 streak with a third inning single Aug. 3 at Los Angeles (AL)...that was his final game before he was placed on the 15-day DL Aug. 5 retroactive to Aug. 4 with a bunion on his left foot...had successful surgery on his left toe and foot Aug. 31 at Houston Methodist Hospital in Houston, Tex...Dr. Kevin Varner performed a left great toe repair with a left foot bunionectomy.

CAREER

2015—Returned to Houston after two seasons with the A's and batted .222 with nine home runs and 30 RBI in 69 games...missed 83 games while on the disabled list with a torn ligament in his right thumb...the batting average was second lowest of his career to a .147 mark in 32 games with Boston in 2009...23 of his 51 hits (45.1%) were for extra bases (14 doubles) and he slugged .400...walked 28 times for a .312 on-base percentage...hit .267 against left-handed pitching compared to .206 against right-handers...hit four of his nine home runs against lefties for a .533 slugging percentage...slugged just .353 against righties...batted .167 in interleague play...made 45 starts at third base, 16 at shortstop and one at designated hitter...each of his 16 starts at short came before going on the DL...all 45 of his starts at third came following his return from the DL...did not commit an error in 17 games and 74 total chances overall at shortstop...committed three errors in 47 games at third base for a .966 fielding percentage...went 2-for-3 (.667) with three walks, a home run and three RBI as a pinch hitter...started games in every spot in the order from two through seven and saw his most action with 24 starts in the clean-up spot...averaged a career-best 4.10 pitches per plate appearance...matched his career high with five intentional walks...broke up a combined no-hit bid by four Cleveland pitchers with a solo home run off Nick Hagadone with one out in the bottom of the ninth inning of a 5-1 Houston loss on April 9...tore the ligament in his right thumb sliding into home plate April 27 at San Diego and was placed on the 15-day disabled list the next day...was batting .300 with four home runs, 10 RBI and 12 walks (.432 on-base percentage) in 18 games at the time of the injury...was fifth in the American League in on-base percentage, tied for sixth in walks, seventh in OPS (.999) and ninth in slugging (.567) when he went on the DL...was transferred to the 60-day DL May 18...joined Corpus Christi for a rehab assignment July 22 and went 3-for-14 (.214) with two RBI in five games, all at third base...was reinstated from the DL July 30 and started at third base that day against Los Angeles (AL)...it was his first start at third base since Sept. 27, 2011 at Baltimore...batted .194 in 51 games following his return from the DL...hit .181 in the month of August, which was the lowest single-month batting average of his career in a month with 50 or more plate appearances...homed in the fourth inning on Aug. 31 against Seattle to snap a career-high 0-for-28 streak...that began a season-high seven-game hitting streak, during which he hit .478 (11-for-23) with four doubles, three home runs and seven RBI...hit his second career grand slam Sept. 6 against Minnesota (also Oct. 4, 2009 against Cleveland)...the four RBI matched his career high (seventh time)...snapped a 0-for-17 streak with a two-out, go-ahead, three-run, pinch hit home run in the ninth inning Sept. 13 at Los Angeles (AL)...it was his first career pinch homer...played in four postseason games for Houston and went 0-for-4 with a strikeout, all as a pinch hitter...pinch hit in the Wild Card game at New York and played in Games 2, 3 and 4 of the Division Series against Kansas City...made his lone defensive appearance in the postseason at third base in Game 3 after pinch hitting for Marwin Gonzalez.

2014—Batted .249 with six home runs and 50 RBI in 136 games in his second season with the A's...missed 16 games at the end of August with a fractured right index finger...had career highs in walks (51), intentional walks (5) and hit by pitches (5)...did not steal a base for the second time in his career...hit .278 with a .400 on-base percentage over his first 31 games through May 5, .168 with a .244 on-base percentage over a 43-game stretch from May 6 to June 25 and .289 with a .331 on-base percentage over

his final 62 games...the switch hitter batted .261 with five of his six home runs when batting left-handed compared to .221 when hitting right-handed...all six of his home runs were solo shots...in Oakland history, the only player with more home runs in a season, all of which came with the bases empty, is Jeremy Giambi (8 in 2002)...appeared exclusively at shortstop on defense, where he made a team-leading 129 starts...committed 13 errors for a .974 fielding percentage, which was the best mark by an A's shortstop since Bobby Crosby in 2004 (.975)...also went 0-for-2 with a walk, RBI and sacrifice fly as a pinch hitter and 4-for-12 (.333) in four games, three starts, at designated hitter...started games in every spot in the order except fourth and ninth and saw his most action with 43 starts batting second and 43 hitting sixth...hit .216 over his first 13 games but had a .434 on-base percentage...had back-to-back three-hit and two-double games April 15 and 16 at Los Angeles (AL)...had a career-high tying 16-game reaching base streak from April 19 to May 6...hit .269 with a .347 on-base percentage during the streak...committed an error in back-to-back games April 27 and 28, giving him five errors over his first 24 games at shortstop...then had a season-best 20-game errorless streak from April 29 to May 25...hit .298 in 26 games in April and also drew 20 walks for a .437 on-base percentage...ranked third in the American League in walks and on-base percentage in April...doubled in four straight games from May 10 to 13, giving him 14 doubles in his first 39 games...had a two-run double in the seventh inning May 12 against Chicago (AL) for his 500th career hit...matched his career high with three walks May 31 against Los Angeles-AL (fifth time)...hit safely in a season-high nine consecutive games from July 5 to 13 (15-for-35, .429)...began that streak with a career-high five consecutive multiple hit games from July 5 to 9 (10-for-20, .500)...hit .326 over a 24-game stretch from July 5 to Aug. 4...batted .304 in 24 games in July, his best single month batting average in 2014...was placed on the 15-day disabled list Aug. 15 retroactive to Aug. 14 with a fractured right index finger...went 2-for-9 (.222) with a strikeout and run scored on a two-game rehab assignment with Triple-A Sacramento Aug. 30 and 31...was reinstated from the disabled list Sept. 1 and started each of the A's final 26 games at shortstop...went 28-for-95 (.295) in September...had the game-winning RBI single in the bottom of the ninth inning Sept. 6 against Houston...it was his third career walk-off RBI, his first as an Athletic.

2013—Was acquired by the A's from Houston in February and batted .290 with 45 doubles, two triples, 15 home runs and 75 RBI in 154 games...set an Athletics record for doubles by a switch hitter and an Oakland record for hits by a switch-hitter (175)...the doubles ranked second in the American League, second in Oakland history and tied for seventh in Athletics history...prior to 2013, he had not appeared in more than 97 games in any of his five seasons in the majors...in addition to games played, he posted career highs in batting average, on-base percentage (.344), at bats (603), runs (80), hits (175), doubles, RBI, extra base hits (62) and strikeouts (91)...tied for second in the AL with 17 games of three or more hits, which was the fifth highest total in Oakland history...the switch-hitter batted .310 when hitting right-handed compared to .279 when batting left-handed...hit 14 of his 15 home runs off righties...led AL shortstops in slugging percentage (.472), doubles (40) and extra base hits (54), ranked second in batting average, third in RBI (66) and tied for third in home runs (13)...started 150 games, including 115 at shortstop, 23 at second base and 12 at designated hitter...committed 16 errors in 119 games overall at shortstop for a .962 fielding percentage...the fielding percentage was the lowest among Major League shortstops...averaged 3.70 total chances per nine innings...at the time, that was the lowest mark by a Major League shortstop since complete innings data is first available in 1974...tied for third among AL shortstops in errors...had 18 errors overall, which tied for second most among all AL fielders (Ramirez, CWS 22)...had a career-high 62-game homerless streak from April 9 to June 20...matched his career high with four RBI April 15 against Houston...also had four-RBI games Aug. 9 at Toronto and Sept. 11 at Minnesota...went 4-for-4 April 19 at Tampa Bay, matching his career high in hits (also June 1 against Chicago-AL and Aug. 9 at Toronto)...went 2-for-9 in the 19-inning game April 29 against Los Angeles (AL) to tie the Oakland record for at bats in a game...set an Oakland record for hits in the month of April (34) and tied the mark for doubles (11)...batted .330 in June...tied an Oakland record for putouts in a nine inning game by a second baseman June 8 against Chicago (AL) with eight...went 0-for-4 July 2 against Chicago (NL) after hitting safely in each of his first 12 interleague games (17-for-44, .386)...that tied for the third longest interleague hitting streak in Oakland history...had a career-high 12-game hitting streak from Aug. 18-30 (20-for-50, .400)...led the majors in doubles in August (13) and tied for second in extra base hits (17)...the doubles set an Oakland record for August and were the most by an Athletic since Dick Siebert had 15 in 1939...the 17 extra base hits tied the Oakland record for extra base hits in August...started all five games at shortstop in the ALDS against Detroit and went 3-for-2 (.150) with a home run and three RBI.

2012—Hit a career high 16 home runs in his first season with the Astros...led the club in walks (43) and ranked second in home runs...the home runs were third among all National League shortstops and second in Houston history to Dickie Thon's 20 in 1983...also ranked second among NL shortstops with his .436 slugging percentage...traditionally a stronger performer while batting right-handed, reversed that trend in 2012, posting a .265 average while batting left-handed and a .184 mark against lefties...played 93 games, including 90 starts at shortstop, posting a .980 fielding percentage at the position...had the best fielding percentage among NL shortstops with 90 or more games and ranked seventh in the Majors...finished his season by not committing an error in his final 31 games (116 total chances)...also began his season with a 23-game errorless streak before committing his first error May 9 against Miami...began the season on the disabled list and missed the first six games of the season with a sprained right thumb...activated April 13...sustained a sprained right ankle, which placed him on the DL for a second time from July 15 to Aug. 11...missed 52 team games in that stretch...hit home runs in three consecutive games from June 7-9, becoming the first Astros shortstop to do so since Andujar Cedeno from April 9-12, 1994...combined to play in six minor league games while on injury rehab assignments, including four playoff games...appeared in games for Double-A Corpus Christi and Single-A Lancaster during their playoff runs in September.

2011—Had a career-high four triples in 88 games in a season that included a trip to the disabled list...saw action at all four infield positions with 49 games at shortstop, 33 at third base, four at first base and one at second base...hit .330 against left-handed pitching, the seventh-best mark in the American League among players with at least 115 plate appearances against lefties...hit an AL-best (min. 50 PA) .368 in April and led the Sox with a .574 slugging percentage, which was 10th-best in the AL during the month...placed on the 15-day DL with a left shoulder strain June 17...played in five rehab games with Triple-A Pawtucket and was activated from DL Aug. 8...hit .270 in 55 games before the trip to the DL and .221 after...began a 5-4-3 triple play in game two of a doubleheader Aug. 16 against Tampa Bay...it was just the second triple play turned by Boston since 1980 and the club's first since shortstop John Valentin's unassisted triple play July 8, 1994 against Seattle.

2010—Started the season on the disabled list with mononucleosis but hit .287 with nine home runs in 55 games after joining the Red Sox in July...missed Boston's first 94 games while on the DL...activated July 21 and played in 55 of the club's last 68 tilts, including 45 starts...was placed on the 15-day DL March 26 and transferred to the 60-day DL April 14...made 24 starts at second base and 21 at shortstop, including 19 starts at short over the club's last 24 contests...also appeared in seven games at first base, his first action at the position at the Major League level, and one at third base...23 of his 49 hits went for extra bases...after his activation from the DL July 21, led AL middle infielders (min. 10 PA) in on-base percentage (.381), slugging (.526) and OPS (.907) and ranked in that group in extra-base hits (t-2nd, 23) and homers (t-3rd, 9)...posted a career-high, 16-game on-base streak, July 26-Aug. 21 (.347, 17-for-49, 11 walks)...hit his first career walk-off home run to lead off the bottom of the 11th inning Aug. 21 off Toronto's Casey Janssen...reached base safely in 23 consecutive starts from Aug. 27-Sept. 29...notched his first career multi-homer games with two long balls in wins on both Sept. 14 at Seattle and Oct. 3 against New York (AL).

2009—Limited to 32 games with the Big League club due to two trips to the disabled list...made an Opening Day roster for the first time in his career...appeared at second base (2 games), third base (4 games) and shortstop (26 games) for the second straight season...made his first career Opening Day start April 7 against Tampa Bay...was placed on the 15-day DL April 12 with a left wrist sprain...underwent an ulnar styloid excision and arthroscopic ligament repair on that wrist April 21...reinstated from the DL July 8 and optioned to Short-Season Single-A Lowell...recalled by the Sox from Triple-A Pawtucket July 18 but appeared in only 14 games before returning to the DL Aug. 7 with ulnar neuritis in his left wrist...reinstated Sept. 8...belted his first career grand slam off Chris Perez on the final day of the regular season, Oct. 4 against Cleveland...combined to hit .202 with three homers and 11 RBI in 26 minor league games between Pawtucket, Portland and Lowell, including 18 rehab outings...played in all three of Boston's ALDS games against Los Angeles but made no starts.

2008—Saw his first Major League action, playing most of the year with the Red Sox...finished among American League rookie leaders in doubles (5th, 25), triples (t-6th, 3), walks (8th, 35) and extra-base hits (10th, 30)...played with a non-displaced fracture in his left wrist for much of the season...appeared in 49 games at shortstop, 45 at third base and three at second base...became just the second switch-hitter

to play at least 30 games at both shortstop and third base in his first ML season, joining Carlos Baerga (1990)...set a ML record for rookie shortstops by handling 155 chances without an error...tallied 154 errorless chances to start his career before a miscue at third base in the second game of a doubleheader Aug. 26 at New York (AL)...selected to the ML roster April 10...started at third base in his Big League debut April 15 at Cleveland...knocked a two-run single off Rafael Perez in the seventh inning for first hit...finished the game with three RBI, which was the most by a Red Sox in his first ML game since Merrill Combs also had three Sept. 12, 1947...hit safely in his first eight tilts with an at-bat, matching the third longest streak by a Sox player to begin his career since at least 1920...connected for his first ML homer off Glen Perkins May 10 at Minnesota...optioned to Pawtucket May 11 and rejoined Boston July 12...made eight starts at shortstop in the postseason and hit .207 with two RBI in nine games overall...hit safely in each of his three ALDS games (.364), including a walk-off RBI single in the ninth inning of Game 4 to give the Sox a 3-2 win and clinch the series, 3-1...became just the fourth rookie ever to end a postseason series with a walk-off hit.

2007—Named the Red Sox Minor League Offensive Player of the Year, hitting a combined .298 with 47 doubles, 13 homers, 70 RBI and 82 runs in 133 games between Double-A Portland and Triple-A Pawtucket...named both a Minor League All-Star and Double-A All-Star by *Baseball America*...combined to play 116 games at shortstop, nine at second base and two at third base...was selected to the Eastern League All-Star Game...placed fourth in the EL with seven triples...earned a July 27 promotion to Pawtucket...named the Red Sox Minor League Defensive Player of the Month for August/September...played for the Mesa Solar Sox in the Arizona Fall League, hitting .163 with 14 RBI in 24 games...prior to the season, rated the No. 5 prospect in the Red Sox organization according to *Baseball America*.

2006—Spent the entire year with Single-A Wilmington...tied for fourth in the Carolina League with six triples...played 88 games in the field, exclusively at shortstop...for the second straight year, won Boston Minor League Quality Plate Appearances Award for the month of August...hit .327 with nine doubles, two homers, three triples and 12 walks in the month...hit .231 in three postseason games for the Blue Rocks...entered 2006 as the No. 9 prospect in the Red Sox system, according to *Baseball America*.

2005—In his first pro campaign, named a New York-Penn League All-Star with Short-Season Single-A Lowell...led the league with a .429 on-base percentage and tied for fifth with a .328 batting average...won the organization's Quality Plate Appearances Award in August, hitting .341 with 21 walks compared to 13 strikeouts in 25 games.

PERSONAL/MISCELLANEOUS

Jed Carlson Lowrie...graduated from North Salem HS in Oregon...went on to attend Stanford University where he earned First-Team All-American and All-Pac-10 honors from *Baseball America* in both 2004 and 2005...hit .338 with 47 doubles, 31 homers, 162 RBI and 143 runs scored in 179 games over three seasons while with the Cardinal...named a *Baseball America* Pre-season First-team All-American on three occasions...as a sophomore in 2004, captured Pac-10 Player of the Year honors after winning the conference Triple Crown with a .399 batting average, 17 home runs and 68 RBI...was a 2004 national semifinalist for the Dick Howser Trophy, presented annually to the nation's top collegiate player...traveled to Colombia in January 2015 as a Sports Envoy in Major League Baseball's "Diamond Diplomacy" program in conjunction with the U.S. Department of State...is married, Milessa...they have a daughter, Saige, and a son, Miles...founded the A's Jedi Warriors program, which provides A's tickets, batting practice visits and specially-designed t-shirts to military families...was the A's nominee for the prestigious Roberto Clemente Award in 2014.

LIFETIME PLAYING RECORD

| Year | Club | AVG. | G | AB | R | H | 2B | 3B | HR | RBI | SH | SF | HP | BB | SO | SB | CS | SLG | OBP | E |
|------|------------------|-------------|------------|-------------|------------|------------|------------|-----------|-----------|------------|----------|-----------|-----------|------------|------------|----------|----------|-------------|-------------|-----------|
| 2005 | Lowell | .328 | 53 | 201 | 36 | 66 | 12 | 0 | 4 | 32 | 2 | 1 | 2 | 34 | 30 | 7 | 5 | .448 | .429 | 10 |
| 2006 | Wilmington | .262 | 97 | 374 | 43 | 98 | 21 | 6 | 3 | 50 | 0 | 8 | 2 | 54 | 65 | 2 | 2 | .374 | .352 | 25 |
| 2007 | Portland | .297 | 93 | 337 | 61 | 100 | 31 | 7 | 8 | 49 | 3 | 2 | 1 | 65 | 58 | 5 | 3 | .501 | .410 | 13 |
| | Pawtucket | .300 | 40 | 160 | 21 | 48 | 16 | 1 | 5 | 21 | 0 | 2 | 3 | 12 | 33 | 0 | 1 | .506 | .356 | 7 |
| 2008 | Pawtucket | .268 | 53 | 198 | 35 | 53 | 14 | 2 | 5 | 32 | 0 | 5 | 0 | 31 | 43 | 1 | 0 | .434 | .359 | 7 |
| | BOSTON | .258 | 81 | 260 | 34 | 67 | 25 | 3 | 2 | 46 | 2 | 8 | 1 | 35 | 68 | 1 | 0 | .400 | .339 | 2 |
| 2009 | BOSTON | .147 | 32 | 68 | 5 | 10 | 2 | 0 | 2 | 11 | 0 | 2 | 0 | 6 | 20 | 0 | 0 | .265 | .211 | 1 |
| | Pawtucket | .176 | 22 | 68 | 9 | 12 | 3 | 0 | 3 | 8 | 0 | 1 | 1 | 13 | 13 | 0 | 0 | .353 | .313 | 4 |
| | Portland | .600 | 1 | 5 | 1 | 3 | 1 | 0 | 0 | 2 | 0 | 0 | 0 | 0 | 0 | 0 | 0 | .800 | .600 | 0 |
| | Lowell | .182 | 3 | 11 | 2 | 2 | 2 | 0 | 0 | 1 | 0 | 0 | 0 | 2 | 1 | 0 | 0 | .364 | .308 | 1 |
| 2010 | Lowell | .400 | 6 | 15 | 2 | 6 | 1 | 0 | 0 | 5 | 0 | 1 | 0 | 5 | 1 | 0 | 0 | .467 | .524 | 0 |
| | Pawtucket | .333 | 4 | 15 | 3 | 5 | 3 | 0 | 1 | 4 | 0 | 1 | 0 | 1 | 4 | 1 | 0 | .733 | .353 | 0 |
| | BOSTON | .287 | 55 | 171 | 31 | 49 | 14 | 0 | 9 | 24 | 0 | 0 | 1 | 25 | 25 | 1 | 1 | .526 | .381 | 5 |
| 2011 | BOSTON | .252 | 88 | 309 | 40 | 78 | 14 | 4 | 6 | 36 | 1 | 6 | 2 | 23 | 60 | 1 | 1 | .382 | .303 | 15 |
| | Pawtucket | .412 | 5 | 17 | 2 | 7 | 4 | 0 | 0 | 5 | 0 | 0 | 0 | 2 | 1 | 0 | 0 | .647 | .474 | 0 |
| 2012 | Oklahoma City | .500 | 2 | 6 | 1 | 3 | 0 | 0 | 0 | 3 | 0 | 1 | 0 | 1 | 1 | 0 | 0 | .500 | .500 | 0 |
| | HOUSTON | .244 | 97 | 340 | 43 | 83 | 18 | 0 | 16 | 42 | 0 | 2 | 2 | 43 | 65 | 2 | 0 | .438 | .331 | 8 |
| 2013 | OAKLAND | .290 | 154 | 603 | 80 | 175 | 45 | 2 | 15 | 75 | 3 | 4 | 2 | 50 | 91 | 1 | 0 | .446 | .344 | 18 |
| 2014 | OAKLAND | .249 | 136 | 502 | 59 | 125 | 29 | 3 | 6 | 50 | 51 | 79 | 2 | 6 | 5 | 0 | 0 | .355 | .321 | 13 |
| | Sacramento | .222 | 2 | 9 | 1 | 2 | 0 | 0 | 0 | 0 | 0 | 1 | 0 | 0 | 0 | 0 | 0 | .222 | .222 | 1 |
| 2015 | HOUSTON | .222 | 69 | 230 | 35 | 51 | 14 | 0 | 9 | 30 | 0 | 2 | 3 | 28 | 43 | 1 | 0 | .400 | .312 | 3 |
| | Corpus Christi | .214 | 5 | 14 | 0 | 3 | 1 | 0 | 0 | 2 | 0 | 0 | 1 | 0 | 2 | 0 | 0 | .286 | .267 | 1 |
| 2016 | OAKLAND | .263 | 87 | 338 | 30 | 89 | 12 | 1 | 2 | 27 | 0 | 4 | 1 | 26 | 65 | 0 | 0 | .322 | .314 | 6 |
| | Nashville | .250 | 1 | 4 | 1 | 1 | 0 | 0 | 0 | 0 | 0 | 0 | 0 | 1 | 0 | 0 | 0 | .250 | .400 | 0 |
| | AL Totals | .260 | 702 | 2481 | 314 | 644 | 155 | 13 | 51 | 299 | 8 | 32 | 15 | 244 | 451 | 5 | 2 | .394 | .326 | 63 |
| | NL Totals | .244 | 97 | 340 | 43 | 83 | 18 | 0 | 16 | 42 | 0 | 2 | 2 | 43 | 65 | 2 | 0 | .438 | .331 | 8 |
| | ML Totals | .258 | 799 | 2821 | 357 | 725 | 173 | 13 | 67 | 341 | 8 | 34 | 17 | 287 | 516 | 7 | 2 | .400 | .326 | 71 |

CAREER TRANSACTIONS

2005 — Selected by the Boston Red Sox organization as a supplemental pick following the 1st round (45th selection overall) in First-Year Player Draft. **2009** — On the disabled list, April 12 to July 7; included rehabilitation assignments to Pawtucket, June 21 to July 5, and Portland, July 6 to 7. On the disabled list, August 7 to September 7; included rehabilitation assignment to Pawtucket, August 24 to September 7. **2010** — On the disabled list, March 26 to July 20; included rehabilitation assignments to Lowell, July 5 to 14, and Pawtucket, July 15 to 20. **2011** — On the disabled list, June 17 to August 7; included rehabilitation assignment to Pawtucket, August 1 to 7. Traded to the Houston Astros with pitcher Kyle Weiland for pitcher Mark Melancon, December 14. **2012** — On the disabled list, March 29 to April 12; included rehabilitation assignment to Oklahoma City, April 10 to 11. On the disabled list, July 15 to September 10; included rehabilitation assignments to Corpus Christi, September 7, and Lancaster, September 8 to 10. **2013** — Traded to the Oakland Athletics with pitcher Fernando Rodriguez for pitcher Brad Peacock, first baseman Chris Carter and minor league catcher Max Stassi, February 4. **2014** — On the disabled list, August 14 to 30; included rehabilitation assignment to Sacramento, August 30. Elected free agency, October 30; signed by Houston, December 15. **2015** — On the disabled list, April 28 to July 29; included rehabilitation assignment to Corpus Christi, July 22 to 29. Traded to Oakland for minor league pitcher Brendan McCurry, November 25. **2016** — On the disabled list, May 10 to 24; included rehabilitation assignment to Nashville, May 23 to 24. On the disabled list, August 4 to October 6.

WILD CARD RECORD

| Year | Club/Opp. | AVG. | G | AB | R | H | 2B | 3B | HR | RBI | SH | SF | HP | BB | SO | SB | CS | SLG | OBP | E |
|---------------|-------------|-------------|----------|----------|----------|----------|----------|----------|----------|----------|----------|----------|----------|----------|----------|----------|----------|-------------|-------------|----------|
| 2014 | OAK vs. KC | .000 | 1 | 5 | 0 | 0 | 0 | 0 | 0 | 0 | 1 | 0 | 0 | 0 | 0 | 0 | 0 | .000 | .000 | 0 |
| 2015 | HOU vs. NYY | .000 | 1 | 1 | 0 | 0 | 0 | 0 | 0 | 0 | 0 | 0 | 0 | 0 | 0 | 0 | 0 | .000 | .000 | 0 |
| Totals | | .000 | 2 | 6 | 0 | 0 | 0 | 0 | 0 | 0 | 1 | 0 | 0 | 0 | 0 | 0 | 0 | .000 | .000 | 0 |

DIVISION SERIES RECORD

| Year | Club/Opp. | AVG. | G | AB | R | H | 2B | 3B | HR | RBI | SH | SF | HP | BB | SO | SB | CS | SLG | OBP | E |
|---------------|-------------|-------------|-----------|-----------|----------|----------|----------|----------|----------|----------|----------|----------|----------|----------|-----------|----------|----------|-------------|-------------|----------|
| 2008 | BOS vs. LAA | .364 | 3 | 11 | 2 | 4 | 0 | 0 | 0 | 1 | 0 | 0 | 1 | 1 | 3 | 0 | 0 | .364 | .462 | 1 |
| 2009 | BOS vs. LAA | .000 | 3 | 2 | 0 | 0 | 0 | 0 | 0 | 0 | 0 | 0 | 0 | 0 | 1 | 0 | 0 | .000 | .000 | 0 |
| 2013 | OAK vs. DET | .150 | 5 | 20 | 2 | 3 | 1 | 0 | 1 | 3 | 0 | 0 | 2 | 7 | 0 | 0 | 0 | .350 | .227 | 0 |
| 2015 | HOU vs. KC | .000 | 3 | 3 | 0 | 0 | 0 | 0 | 0 | 0 | 0 | 0 | 0 | 1 | 0 | 0 | 0 | .000 | .000 | 0 |
| Totals | | .194 | 14 | 36 | 4 | 7 | 1 | 0 | 1 | 4 | 0 | 0 | 1 | 3 | 12 | 0 | 0 | .275 | .194 | 1 |

LEAGUE CHAMPIONSHIP SERIES RECORD

| Year | Club/Opp. | AVG. | G | AB | R | H | 2B | 3B | HR | RBI | SH | SF | HP | BB | SO | SB | CS | SLG | OBP | E |
|------|------------|------|---|----|---|---|----|----|----|-----|----|----|----|----|----|----|----|------|------|---|
| 2009 | BOS vs. TB | .111 | 6 | 18 | 2 | 2 | 1 | 0 | 0 | 1 | 0 | 1 | 0 | 4 | 4 | 0 | 0 | .167 | .261 | 0 |

VS. THE AMERICAN LEAGUE

| 2016 | | CAREER | | | | | | | | |
|------|----|--------|----|-----|-------------|------|-----|----|----|-----|
| AVG. | AB | H | HR | RBI | vs. TEAM | AVG. | AB | H | HR | RBI |
| .231 | 13 | 3 | 0 | 2 | Baltimore | .213 | 136 | 29 | 3 | 23 |
| .250 | 4 | 1 | 0 | 0 | Boston | .207 | 58 | 12 | 1 | 2 |
| .200 | 15 | 3 | 0 | 5 | Chicago | .245 | 139 | 34 | 3 | 20 |
| .000 | 9 | 0 | 0 | 0 | Cleveland | .179 | 123 | 22 | 3 | 14 |
| .360 | 25 | 9 | 0 | 3 | Detroit | .327 | 107 | 35 | 1 | 17 |
| .240 | 50 | 12 | 1 | 2 | Houston | .306 | 183 | 56 | 6 | 23 |
| .286 | 7 | 2 | 0 | 1 | Kansas City | .240 | 75 | 18 | 1 | 12 |
| .220 | 41 | 9 | 0 | 1 | Los Angeles | .242 | 260 | 63 | 4 | 26 |
| .292 | 24 | 7 | 0 | 0 | Minnesota | .271 | 118 | 32 | 6 | 18 |
| .500 | 12 | 6 | 0 | 2 | New York | .290 | 155 | 45 | 3 | 14 |
| — | 0 | 0 | 0 | 0 | Oakland | .252 | 107 | 27 | 2 | 23 |
| .320 | 25 | 8 | 0 | 4 | Seattle | .308 | 237 | 73 | 7 | 32 |
| .188 | 16 | 3 | 0 | 0 | Tampa Bay | .196 | 143 | 28 | 0 | 9 |
| .208 | 24 | 5 | 0 | 1 | Texas | .245 | 282 | 69 | 4 | 26 |
| .286 | 21 | 6 | 0 | 0 | Toronto | .266 | 188 | 50 | 7 | 28 |

VS. THE NATIONAL LEAGUE

| 2016 | | CAREER | | | | | | | | |
|------|----|--------|----|-----|---------------|------|----|----|----|-----|
| AVG. | AB | H | HR | RBI | vs. TEAM | AVG. | AB | H | HR | RBI |
| — | 0 | 0 | 0 | 0 | Arizona | .182 | 11 | 2 | 0 | 0 |
| — | 0 | 0 | 0 | 0 | Atlanta | — | 0 | 0 | 0 | 0 |
| — | 0 | 0 | 0 | 0 | Chicago | .192 | 52 | 10 | 1 | 3 |
| .250 | 12 | 3 | 0 | 0 | Cincinnati | .356 | 45 | 16 | 2 | 5 |
| — | 0 | 0 | 0 | 0 | Colorado | .400 | 15 | 6 | 1 | 2 |
| — | 0 | 0 | 0 | 0 | Los Angeles | .125 | 32 | 4 | 0 | 1 |
| — | 0 | 0 | 0 | 0 | Miami | .200 | 35 | 7 | 0 | 3 |
| .313 | 16 | 5 | 0 | 0 | Milwaukee | .294 | 68 | 20 | 3 | 8 |
| — | 0 | 0 | 0 | 0 | New York | .375 | 16 | 6 | 1 | 3 |
| — | 0 | 0 | 0 | 0 | Philadelphia | .263 | 19 | 5 | 0 | 2 |
| .286 | 7 | 2 | 0 | 2 | Pittsburgh | .255 | 51 | 13 | 1 | 7 |
| — | 0 | 0 | 0 | 0 | St. Louis | .283 | 53 | 15 | 3 | 8 |
| — | 0 | 0 | 0 | 0 | San Diego | .263 | 19 | 5 | 2 | 3 |
| .294 | 17 | 5 | 1 | 4 | San Francisco | .275 | 69 | 19 | 2 | 8 |
| — | 0 | 0 | 0 | 0 | Washington | .240 | 25 | 6 | 0 | 1 |

MONTHLY BREAKDOWN

| 2016 | | CAREER | | | | | | | | |
|------|----|--------|----|-----|-----------|------|-----|-----|----|-----|
| AVG. | AB | H | HR | RBI | by MONTH | AVG. | AB | H | HR | RBI |
| — | 0 | 0 | 0 | 0 | March | .000 | 4 | 0 | 0 | 0 |
| .314 | 86 | 27 | 0 | 13 | April | .310 | 523 | 162 | 14 | 73 |
| .302 | 53 | 16 | 0 | 5 | May | .253 | 446 | 113 | 8 | 47 |
| .268 | 97 | 26 | 2 | 5 | June | .241 | 415 | 100 | 11 | 43 |
| .202 | 94 | 19 | 0 | 3 | July | .236 | 402 | 95 | 5 | 36 |
| .125 | 8 | 1 | 0 | 1 | August | .256 | 472 | 121 | 10 | 65 |
| — | 0 | 0 | 0 | 0 | September | .245 | 534 | 131 | 16 | 70 |
| — | 0 | 0 | 0 | 0 | October | .200 | 25 | 5 | 3 | 7 |

BATTING BREAKDOWN

| 2016 | | CAREER | | | | | | | | |
|------|-----|--------|----|-----|-------------------|------|------|-----|----|-----|
| AVG. | AB | H | HR | RBI | by CATEGORY | AVG. | AB | H | HR | RBI |
| .245 | 159 | 39 | 1 | 14 | Home | .261 | 1407 | 367 | 33 | 180 |
| .279 | 179 | 50 | 1 | 13 | Away | .255 | 1414 | 360 | 34 | 161 |
| .237 | 118 | 28 | 1 | 5 | Day | .257 | 933 | 240 | 29 | 99 |
| .277 | 220 | 61 | 1 | 22 | Night | .258 | 1888 | 487 | 38 | 242 |
| .283 | 272 | 77 | 2 | 25 | Pre-ASG | .267 | 1550 | 414 | 35 | 174 |
| .182 | 66 | 12 | 0 | 2 | Post-ASG | .246 | 1271 | 313 | 32 | 167 |
| .298 | 84 | 25 | 0 | 7 | vs. LHP | .283 | 865 | 245 | 20 | 118 |
| .252 | 254 | 64 | 2 | 20 | vs. RHP | .246 | 1956 | 482 | 47 | 223 |
| .281 | 57 | 16 | 1 | 24 | RISP | .247 | 671 | 166 | 14 | 253 |
| .333 | 3 | 1 | 0 | 2 | Bases Loaded | .219 | 73 | 16 | 2 | 53 |
| .333 | 3 | 1 | 0 | 1 | Pinch Hitter | .273 | 33 | 9 | 1 | 8 |
| .154 | 13 | 2 | 0 | 1 | Designated Hitter | .218 | 87 | 19 | 3 | 11 |

BALLPARK BREAKDOWN

| | AVG. | AB | H | HR | RBI |
|--------------------------|------|-----|-----|----|-----|
| AT&T Park | .208 | 48 | 10 | 1 | 5 |
| Angel Stadium | .246 | 122 | 30 | 2 | 16 |
| Busch Stadium | .250 | 8 | 2 | 0 | 0 |
| Camden Yards | .228 | 79 | 18 | 2 | 9 |
| Chase Field | .000 | 3 | 0 | 0 | 0 |
| Citi Field | .000 | 6 | 0 | 0 | 0 |
| Citizens Bank Park | .000 | 4 | 0 | 0 | 0 |
| Comerica Park | .415 | 53 | 22 | 1 | 12 |
| Coors Field | .400 | 15 | 6 | 1 | 2 |
| Dodger Stadium | .182 | 11 | 2 | 0 | 1 |
| Fenway Park | .268 | 429 | 115 | 7 | 69 |
| Globe Life Arlington | .268 | 153 | 41 | 3 | 13 |
| Great American Ball Park | .323 | 31 | 10 | 1 | 3 |
| Kauffman Stadium | .300 | 40 | 12 | 1 | 7 |
| Mall of America Field | .750 | 4 | 3 | 1 | 1 |
| Marlins Park | .261 | 23 | 6 | 0 | 3 |
| Miller Park | .310 | 42 | 13 | 2 | 4 |
| Minute Maid Park | .263 | 376 | 99 | 17 | 49 |
| Nationals Park | .273 | 11 | 3 | 0 | 0 |
| Oakland Coliseum | .256 | 772 | 198 | 13 | 78 |
| Old Yankee Stadium | .250 | 12 | 3 | 0 | 0 |
| PETCO Park | .667 | 3 | 2 | 1 | 1 |
| PNC Park | .237 | 38 | 9 | 0 | 2 |
| Progressive Field | .115 | 52 | 6 | 1 | 6 |
| Rogers Centre | .198 | 86 | 17 | 4 | 11 |
| Safeco Field | .328 | 128 | 42 | 4 | 22 |
| Target Field | .146 | 48 | 7 | 1 | 5 |
| Tropicana Field | .167 | 54 | 9 | 0 | 4 |
| U.S. Cellular Field | .239 | 17 | 17 | 3 | 9 |
| Wrigley Field | .059 | 17 | 1 | 0 | 0 |
| Yankee Stadium | .293 | 82 | 24 | 1 | 9 |

FIELDING STATISTICS

First Base

| YEAR | PCT. | G | PO | A | E | TC | DP |
|---------------|-------------|-----------|-----------|----------|----------|-----------|----------|
| 2010 | .923 | 7 | 10 | 2 | 1 | 13 | 2 |
| 2011 | 1.000 | 4 | 12 | 0 | 0 | 12 | 0 |
| Totals | .960 | 11 | 22 | 2 | 1 | 25 | 2 |

Second Base

| YEAR | PCT. | G | PO | A | E | TC | DP |
|---------------|-------------|------------|------------|------------|-----------|------------|-----------|
| 2008 | 1.000 | 3 | 2 | 4 | 0 | 6 | 0 |
| 2009 | — | 2 | 0 | 0 | 0 | 0 | 0 |
| 2010 | .976 | 28 | 44 | 77 | 3 | 124 | 14 |
| 2011 | 1.000 | 1 | 0 | 2 | 0 | 2 | 0 |
| 2013 | .972 | 24 | 33 | 36 | 2 | 71 | 10 |
| 2016 | .984 | 82 | 141 | 235 | 6 | 382 | 60 |
| Totals | .981 | 140 | 220 | 354 | 11 | 585 | 84 |

Third Base

| YEAR | PCT. | G | PO | A | E | TC | DP |
|---------------|-------------|------------|-----------|------------|-----------|------------|-----------|
| 2008 | .974 | 45 | 16 | 59 | 2 | 77 | 8 |
| 2009 | 1.000 | 4 | 1 | 4 | 0 | 5 | 0 |
| 2010 | 1.000 | 1 | 0 | 1 | 0 | 1 | 0 |
| 2011 | .948 | 33 | 28 | 64 | 5 | 97 | 5 |
| 2015 | .966 | 47 | 25 | 60 | 3 | 88 | 1 |
| Totals | .963 | 130 | 70 | 188 | 10 | 268 | 14 |

Shortstop

| YEAR | PCT. | G | PO | A | E | TC | DP |
|---------------|-------------|------------|------------|-------------|-----------|-------------|------------|
| 2008 | 1.000 | 49 | 46 | 109 | 0 | 155 | 21 |
| 2009 | .987 | 26 | 22 | 52 | 1 | 75 | 16 |
| 2010 | .986 | 23 | 26 | 46 | 1 | 73 | 17 |
| 2011 | .945 | 49 | 59 | 112 | 10 | 181 | 22 |
| 2012 | .980 | 93 | 102 | 284 | 8 | 394 | 48 |
| 2013 | .962 | 119 | 139 | 266 | 16 | 421 | 56 |
| 2014 | .974 | 130 | 146 | 344 | 13 | 503 | 71 |
| 2015 | 1.000 | 17 | 21 | 53 | 0 | 74 | 6 |
| 2016 | 1.000 | 2 | 0 | 1 | 0 | 1 | 0 |
| Totals | .974 | 508 | 561 | 1267 | 49 | 1877 | 257 |

LOWRIE'S CAREER BESTS

Hits: 4 (six times), last: April 19, 2016 at New York (AL)

Home Runs: 2 (twice), October 3, 2010 vs. New York (AL); September 14, 2010 at Seattle

Runs Batted In: 4 (seven times), last: September 6, 2015 vs. Minnesota

Stolen Bases: 1 (seven times), last: April 8, 2015 vs. Cleveland

Hitting Streak: 12, August 18 to 30, 2013

Hitless Streak (At Bats): 28, August 19 to 31, 2015

Game Ending RBI: 3, September 6, 2014 vs. Houston (single), August 21, 2010 vs. Toronto (home run), August 1, 2008 vs. Oakland (single)

Grand Slams: 2, September 6, 2015 vs. Minnesota (Trevor May), October 4, 2009 vs. Cleveland (Chris Perez)

Pinch-Hit Home Runs: 1, September 13, 2015 at Los Angeles-AL (Huston Street)

Inside-The-Park Home Runs: None.

Lead Off Home Runs: None

OAKLAND A'S OLDEST ALL-STARS

40 years, 53 days
 37 years, 285 days
 36 years, 279 days
 35 years, 280 days
 35 years, 198 days
 34 years, 128 days
 33 years, 283 days

Bartolo Colón, 2013
 Dennis Eckersley, 1992
 Dennis Eckersley, 1991
 Dennis Eckersley, 1990
 Grant Balfour, 2013
 Steve Ontiveros, 1995
 Dennis Eckersley, 1988

**RIGHT-HANDED PITCHER****Height/Weight:** 6-6 / 225**Bats/Throws:** Right / Right**Birthdate:** August 28, 1980**Opening Day Age:** 36**Birthplace/Resides:** Long Beach, California / Sicklerville, New Jersey**Major League Service:** 11 years, 155 days**Obtained:** Signed as a free agent, December 11, 2015**Contract Status:** Second year of a three-year contract through 2018**CAREER HIGHLIGHTS**

Spent the first nine seasons of his career with Philadelphia from 2003-11 before Tommy John surgery limited him to just one minor league rehab appearance from 2012-13...was out of baseball in 2014 and returned to the majors in 2015 with Kansas City...has 33 saves and a 2.88 ERA (41 er in 128.0 ip) in 131 relief appearances over his last two seasons...is 54-39 with 85 saves and a 3.47 ERA in 622 career appearances...491 of those outings came with Philadelphia, which ranks third on the Phillies all-time list...has played for World Champions in Philadelphia in 2008 and Kansas City in 2015...is 4-1 with a 2.91 ERA (14 er in 43.1 ip) in 42 career postseason appearances...has the sixth most postseason games pitched in Major League history...ranks fourth among relievers in postseason strikeouts (58) and tied for fourth in wins (4).

2016 HIGHLIGHTS

Saved a team-leading 30 games in his first season with Oakland to become just the second A's pitcher over the last 10 years to save 30 or more games (Balfour, 38 in 2013)...it was his second career 30-save season (32 in 2011)...ranked ninth in the American League in saves but tied for second with seven blown saves...had the fourth lowest save percentage (81.1%)...was charged with all seven of his blown saves against AL West competition (Texas 3, Houston 2, Los Angeles 1, Seattle 1)...had a 5.73 ERA and .331 opponents batting average in 32 games against the West compared to a 1.42 ERA and .165 opponents average in his other 31 contests...was 10-for-17 (58.9%) in saves against the West, 20-for-20 against everyone else...was 6-7 with a 3.62 ERA in 63 appearances...the ERA was his highest since 2006 when he had a 5.69 ERA with Philadelphia...his .257 opponents batting average, .317 on-base percentage and .384 slugging percentage were also his highest since 2006...tied for third among AL relievers in losses (7), tied for seventh in wins (6) and tied for 10th in opponents grounded into double plays (8)...now has 622 games pitched in his career, which ranks 10th among pitchers active in 2016...allowed a .244 (29-for-119) batting average and five of his seven home runs against left-handed hitters compared to .270 (34-for-126) against right-handers...opponents were 1-for-11 (.091) with the bases loaded and they are 1-for-16 (.063) over the last two years...had a .283 opponents batting average over his first 15 pitches in a game, .167 after that...over the last two years, his splits are .253 (98-for-387) and .138 (12-for-87)...stranded all eight of his inherited runners...first batters faced hit .224 with a .286 on-base percentage...has a .195 (24-for-123) average against first batters over the last two years...had a 2.41 ERA and converted 16-of-18 (88.9%) save opportunities at home compared to a 4.94 ERA and 14-of-19 (73.7%) on the road...now has a 2.21 ERA (9 er in 36.2 ip) in 36 career appearances in the Coliseum...logged a 1.57 ERA during the day, 4.75 at night...posted a 6.59 ERA in 15 games on no days rest, 2.82 in his other 48 outings...opponents were successful in 8-of-9 (88.9%) stolen bases attempts with him on the mound and he ranked sixth among AL relievers in stolen bases allowed...yielded a .500 batting average to batters who put the first pitch in a play...did not enter a game earlier than the eighth inning...tossed at least one inning in 57 of his 63 appearances, including exactly one inning 51 times.

OAKLAND: Began the season by converting each of his 11 save opportunities over his first 18 games through May 16...it was the sixth longest season-opening streak in Oakland history...did not allow an earned run in 17 of those 18 games for a 1.02 ERA...had an 11.2-inning scoreless streak from April 17 to May 17...walked a season-high two batters and allowed one hit in 1.0 inning April 30 against Houston but did not surrender a run and picked up the save...converted all eight of his save opportunities in 13 appearances in April while compiling a 1.42 ERA and .200 opponents batting average...matched his season-high with two walks May 10 at Boston...had his season-opening streak of 11 consecutive saves

snapped May 17 against Texas when he allowed two runs on a season-high four hits in 1.0 inning...blew a 4-3 lead but Khris Davis hit a walk-off grand slam to give Madson the win...had his second blown save and first loss May 24 at Seattle but then posted a 1.69 ERA over his next 11 games from May 29 to June 24 while converting 3-of-4 (75.0%) saves...allowed three runs in 2.0 innings June 28 at San Francisco, but still picked up the save in the A's 13-11 win...became the second pitcher in Oakland history to record a save with fewer than 3.0 innings pitched and three or more runs (Jeff Jones, May 1, 1981 vs. New York)...had season-highs in runs, innings, strikeouts (3), hits (4), home runs (2) and walks (2) in the game against the Giants...it marked the first time he allowed more than one home run in a game since April 20, 2010 at Atlanta...yielded three runs again four outings later on July 8 at Houston when he was charged with the blown save and loss in a 10-9 decision...had a 7.62 ERA and was 8-for-11 (72.7%) in saves over a 13-game stretch from June 28 to July 27...made the 600th appearances of his career July 18 against Houston and tossed a scoreless ninth inning to save the A's 7-4 win...converted each of his nine save opportunities over a 15-game span from July 27 to Sept. 13...had a season-best 13.2 inning scoreless streak over a 12-game stretch from Aug. 4 to Sept. 7...matched his season-highs by tossing 2.0 scoreless innings and striking out three Aug. 16 at Texas...did not allow a run in nine games in August (10.2 ip) and was a perfect 5-for-5 in save chances...yielded at least one run in five consecutive outings from Sept. 11 to 29...had three losses, one save, one blown save, a 12.60 ERA and .458 opponents batting average over that span...then logged a season-high tying 2.0 scoreless innings in his final outing on Oct. 1 at Seattle for his sixth win.

CAREER

2015—Returned to the Major Leagues for the first time since the 2011 season and served as a key setup man in the Royals bullpen...made 68 relief appearances and was 1-2 with three saves and a career-low 2.13 ERA...also had career lows in opponents batting average (.205) and on-base percentage (.254)...ranked ninth among American League relievers in ERA and opponents on-base percentage...walked just 14 batters in 63.1 innings and his average of 1.99 walks per nine innings was the best of his career...had a 1.53 ERA and .157 opponents batting average over his first 37 games through July 11, a 7.00 ERA and .381 opponents average over his next 11 games from July 12 to Aug. 6, and a 0.95 ERA and .182 opponents average over his final 20 contests beginning Aug. 8...his .205 opponents batting average included a .205 mark against left-handed hitters and .205 against right-handers...allowed a .164 batting average with runners in scoring position, including .080 with RISP and two outs...yielded a .082 batting average with two strikes...first batters faced were 11-for-65 (.169) with three doubles, a walk and two hit by pitches...ranked seventh in the AL in opponents on-base percentage (.206) and slugging percentage (.215) against first batters faced and was 10th in batting average...allowed 7-of-26 (26.9%) inherited runners to score...went 3-for-5 (60.0%) in save opportunities but neither of his blown saves came in the ninth inning...compiled a 1.59 ERA and .194 opponents batting average in 30 appearances at Kauffman Stadium...had a 2.57 ERA and surrendered four of his five home runs in 38 games on the road...had a 1.44 ERA in 45 games at night, a 3.66 ERA in 23 appearances during the day...posted a 1.42 ERA in 15 games on no days rest, a 2.31 ERA in his other 53 appearances...did not allow a run in 13 games (11.2 ip) against AL West opponents...had a 1.87 ERA in 32 games against the AL Central...compiled a 1.69 ERA in 12 interleague outings...held the opponents four through seven hitters to a .126 batting average...signed a minor league contract with the Royals Jan. 30 and was on their Opening Day roster...tossed a season-high 2.0 scoreless innings April 23 at Chicago (AL)...matched that figure May 1 against Detroit and July 28 at Cleveland...made his 500th career appearance April 29 at Cleveland...finished April with a 1.64 ERA in nine appearances...followed that with a 2.25 ERA in May and his season ERA stood at 2.10 through June 8...then had a 13-game, 9.2-inning scoreless streak from June 12 to July 11...allowed just one hit and one walk over that stretch for a .033 batting average and .065 on-base percentage...finished June with a 1.13 ERA in 10 games...recorded his first save July 18 at Chicago (AL), pitching the bottom of the 13th inning in a 7-6 win...it was his first save since Sept. 26, 2011 at Atlanta...had all three of his saves in 2015 against the White Sox...did not pitch from Aug. 23 to Sept. 5...logged a 0.90 ERA in 11 games in September...his only run in the month came on Sept. 6 against Chicago (AL)...finished the regular season with a 12-game, 11.0-inning scoreless streak...went 2-0 with a 5.40 ERA in nine postseason appearances for the World Champion Royals...struck out 15 batters in 8.1 innings (16.20 per nine innings)...had a win and a 9.00 ERA in three ALDS games against Houston...allowed three home runs in 3.0 innings but struck out seven...also worked in three ALCS games against Toronto, posting a 7.71 ERA...then tossed 3.0 scoreless frames in three World Series appearances against the Mets...including a win in Game 4 after retiring the side in order in the seventh inning of the Royals 5-3 win.

2014—Did not pitch in 2014 after being released by Los Angeles (AL) Aug. 5, 2013.

2013—Began the season on the disabled list with Los Angeles (AL) as he continued his recovery from April, 2012 “Tommy John” surgery...was assigned to Single-A Inland Empire on a rehab assignment May 13 and tossed a scoreless ninth inning that day against Visalia for the save (1 so)...that would be his only appearance in 2013 as his rehab assignment was halted May 23...was transferred to the 60-day disabled list June 25 and released Aug. 5.

2012—Signed a one-year deal with Cincinnati on Jan. 20 with a club option for 2013 but missed the entire season after suffering an elbow injury during Spring Training...did not pitch during the spring and an MRI on March 24 revealed the injury...had “Tommy John” surgery April 11...the surgery was performed by Dr. Lewis Yocum...became a free agent following the season after his option was not exercised.

2011—In his ninth season with the Phillies established a career high with 32 saves in 34 chances (94%)...converted his first 14 save opportunities, his best streak of the season...finished the season with 17 consecutive scoreless appearances (16.1ip), his best stretch of the year, and converted all nine save chances in that span...from May 7 to 20, he became the first Phillies pitcher to record a save in seven consecutive victories since Doug Jones did it from May 29-June 8, 1994...shut out the opponent in 53 of his 62 appearances...walked just 16 batters, eight of which were intentional...was on the disabled list from June 19 to July 14 with a bruised right hand...had a rehab assignment with Clearwater July 13...missed two games in August while on paternity leave.

2010—Went 6-2 with five saves and a 2.55 ERA in 55 games with Philadelphia, despite missing over two months of the season with a broken right great toe...was on the disabled list from April 27 to July 7...tied for seventh among all National League relievers in wins (6)...averaged a career best 10.87 strikeouts per nine innings to lead all Phillies relievers...held opponents to a .143 average with runners in scoring position...posted a 1.04 ERA over his final 36 appearances beginning July 31...appeared in 36 of the Phillies final 59 games over that stretch (61.0%)...led all Major League relievers with 44 appearances after the All-Star Break...ranked third in the NL with a 1.50 ERA over that span...had a season-best 13.1-inning scoreless streak from July 31 to Aug. 23...also had a 12.2-inning scoreless streak from Sept. 3-24.

2009—Finished fourth among National League relievers in innings (77.1), tied for fourth in games (79), eighth in strikeouts (78) and tied for eighth in wins (5)...the games pitched were a career-high...posted a 1.95 ERA and .202 opponents batting average through his first 33 games of the season...did not allow a home run until his 35th appearance of the season as he started the year with a 33.1-inning homerless streak...struck out 43 batters in 41.0 innings on the road...went 2-0 with a 0.50 ERA in 15 games against NL Central teams...committed his first career error June 30 at Atlanta, his 334th career game...converted 6 of his final 7 save opportunities...got the win in Game 4 of the NLDS at Colorado...averaged 12.2 strikeouts per nine innings in his 12 postseason appearances (14 so in 10.1 ip).

2008—Finished fifth in innings (82.2) and tied for ninth in appearances (76) among National League relievers...posted a 1.04 ERA over a 22-game span from May 25 to July 20...earned his lone save of the season Aug. 10 against Pittsburgh...pitched at least 2.0 innings in 15 of his 76 appearances...held opposing hitters to a .167 average with the bases loaded...compiled a 0.63 ERA over his final 14 appearances...opposing hitters went 0-for-13 with runners in scoring position over his final six appearances...overall, he held hitters to a .225 average with RISP...went a combined 1-0 with a 2.13 ERA in 11 playoff appearances.

2007—Took the losses in the first two games of the season, April 2 and 4 against Atlanta...posted a 7.71 ERA with three home runs allowed through his first five appearances and a 2.39 ERA with two home runs through his remaining 33 games...had nine strikeouts in 6.2 innings over a four-game span from April 27 to May 24...was on the 15-day disabled list from May 4 to 21 (left oblique strain) and again from July 30 through the remainder of the season (right shoulder strain)...pitched at least 2.0 innings in 15 of his 38 appearances...posted a 2.08 ERA and had a .185 opponents average against the National League East.

2006—Reached career highs in wins (11), innings pitched (134.1) and strikeouts (99)...began the season in the starting rotation...collected his first three Major League hits in the same game, April 14 at Colorado, going 3-for-3 with a walk...moved to the bullpen following the promotion of Cole Hamels...pitched a career-high 7.0 innings of relief and took the loss, May 23 at New York (NL)...is the first Phillie to pitch 7.0 innings of relief since Tommy Greene pitched 7.2 innings, April 20, 1991...compiled a 3.48 ERA in five relief appearances in May before returning to the rotation...made 11 more starts (5-4, 6.00 ERA) before moving back to the bullpen, where he remained for the rest of the season...pitched a career-best 8.2 shutout innings, June 29 at Baltimore...overall, went 8-5 with a 6.28 ERA and .329 opponents average in 17 starts...pitched 2.0 innings in four consecutive appearances, Aug. 4-11...earned the save in back-to-back appearances, Aug. 22-25.

2005—Finished second among National League relievers in innings pitched (87.0), tied for fourth in games (78), sixth in strikeouts (79) and tied for ninth in wins (6)...his 78 appearances were third-most on the all-time single-season list for the Phillies...had a 10.0-inning scoreless streak, April 24 to May 11...compiled a 0.50 ERA and held opponents to a .088 average over a 14-game span from May 15 to June 11...the Phillies went 13-1 in those games...went 25.0 innings without allowing a home run from July 27 to Sept. 13...overall, the Phillies went 50-28 (.641) in his 78 games...pitched at least 2.0 innings in 11 games.

2004—Had the best ERA (2.34) by a Phillies rookie pitcher since Don Carman had a 2.08 ERA in 1985 (min. 75.0 ip)...finished the season with the third-best relief ERA (1.65) in the majors...led National League rookies in wins (9), ranked sixth in strikeouts (55) and innings (77.0) and eighth in games (52)...set a Phillies rookie record by not allowing an earned run in the first 21.0 innings of his career...served a three-game suspension, April 16-18, for throwing at Frank Catalanotto during a spring training game against Toronto in Dunedin, April 1...earned his first ML win April 28 at St. Louis, with 4.0 shutout innings of relief...his first ML save came on May 13 at San Francisco...did not allow a home run until June 2 against New York-NL (Todd Zeile), halting a career-opening streak of 34.1 innings without a homer...made his first start June 8 at Chicago-AL (ND, 0.2 ip, 6 h, 6 r, 6 er, 1 bb, 3 hr)...had a 21.0-inning scoreless streak from June 22 to July 19...won five straight decisions from June 26 to Sept. 9...was placed on the 15-day disabled list July 27 with a sprained ligament in his right hand...was reinstated Sept. 3.

2003—Went to spring training with the major league club but did not appear in any games...began the season with Single-A Clearwater where he made two starts before being promoted to Triple-A Scranton/Wilkes-Barre...tied for second in the International League in wins (12), ranked third in strikeouts (138) and fifth in innings pitched (157.0)...went 10-2 over a 15-start span from May 2 to July 20...was the starting pitcher for the International League in the Triple-A All-Star Game (1.0 ip, 1 r, 1 bb, 2 so)...hit .462 for the season and went 3-for-3 July 20 at Richmond...was recalled by Philadelphia Sept. 2 and made his Major League debut, Sept. 27 against Atlanta...tossed 2.0 scoreless innings and retired all six batters that he faced...went 0-2 with a 3.75 ERA in three starts for the 2003 USA Olympic qualifying team during October.

2002—Spent the entire season with Double-A Reading...won the Paul Owens Award as the best pitcher in the Phillies minor league system and was the Eastern League's Pitcher of the Year...had an EL-leading 16 wins, finished second in strikeouts (132) and third in ERA (3.20) and innings (171.1)...named EL Pitcher of the Week for the week of May 13-19 after going 2-0 with a 0.00 ERA...struck out 13 and walked three in 14.0 innings...took a no-hitter into the eighth inning on June 22 at Bowie, but settled for a two-hitter...was named Phillies Minor League Pitcher of the Month for May when he went 4-1 with 3.18 ERA and 40 strikeouts in 39.2 innings...was the starting pitcher for the NL in the Double-A All-Star Game (1.0 ip, 1 r, 1 er, 1 so)...was an EL postseason All-Star...hit .250 with two doubles and a RBI...was rated the sixth best prospect in the Phillies minor league system by *Baseball America*.

2001—Spent the entire season with Clearwater...was on the disabled list from June 23 to July 27 with a right intercostal strain...finished August with a 0.98 ERA...pitched in the Florida Instructional League.

2000—Began the season in extended spring training...was promoted to Single-A Piedmont May 8...tied for first in the South Atlantic League in wins (14) and ranked third in ERA (2.59)...had the best ERA among all Phillies minor leaguers...was twice named Phillies Minor League Pitcher of the Week: May

15-21 and July 24-30...named Phillie Minor League Pitcher of the Month for August after going 5-0 with a 1.14 ERA...was rated the Phillies' fourth best prospect by *Baseball America*.

1999—Pitched at Single-A Batavia and led all Phillies short-season minor leaguers in innings (87.2) and strikeouts (75)...rated the Phillies' 10th best prospect by *Baseball America*...pitched in the FIL.

1998—Went 3-3 with a 4.82 ERA in 12 games, including 10 starts, in his professional debut with rookie Martinsville...pitched in the FIL.

PERSONAL/MISCELLANEOUS

Ryan Michael Madson was originally signed by Phillies scout Jim Fregosi, Jr...he and his wife, Sarah, have five children: Ella, Luke, Sean, Tyler and Ben...graduated from Valley View (Calif.) High School in 1998...his uncle, Steve Burr, played in the Boston Red Sox and Texas Rangers organizations from 1969-76.

LIFETIME PITCHING RECORD

| Year | Club | W | L | ERA | G | GS | CG | SHO | SV | IP | H | R | ER | HR | HB | BB | IBB | SO | WP | BK | |
|------------------|-----------------------|---------------------------|-----------|-------------|------------|-----------|----------|----------|-----------|--------------|------------|------------|------------|-----------|-----------|------------|-----------|------------|-----------|----------|--|
| 1998 | Martinsville | 3 | 3 | 4.83 | 12 | 10 | 0 | 0 | 0 | 54.0 | 57 | 38 | 29 | 5 | 2 | 20 | 0 | 52 | 9 | 1 | |
| 1999 | Batavia | 5 | 5 | 4.72 | 15 | 15 | 0 | 0 | 0 | 87.2 | 80 | 51 | 46 | 5 | 10 | 43 | 0 | 75 | 10 | 0 | |
| 2000 | Piedmont | 14 | 5 | 2.59 | 21 | 21 | 2 | 1 | 0 | 135.2 | 113 | 50 | 39 | 5 | 13 | 45 | 0 | 123 | 5 | 1 | |
| 2001 | Clearwater | 9 | 9 | 3.90 | 22 | 21 | 1 | 0 | 0 | 117.2 | 137 | 68 | 51 | 4 | 5 | 49 | 1 | 101 | 5 | 1 | |
| 2002 | Reading | 16 | 4 | 3.20 | 26 | 26 | 2 | 0 | 0 | 171.1 | 150 | 68 | 61 | 11 | 12 | 53 | 0 | 132 | 5 | 0 | |
| 2003 | Clearwater | 0 | 0 | 5.63 | 2 | 2 | 0 | 0 | 0 | 8.0 | 11 | 5 | 5 | 0 | 0 | 2 | 0 | 9 | 0 | 0 | |
| | Scranton/Wilkes-Barre | 8 | 3 | 3.50 | 26 | 26 | 0 | 0 | 0 | 157.0 | 157 | 70 | 61 | 9 | 10 | 42 | 2 | 138 | 6 | 0 | |
| | PHILADELPHIA | 0 | 0 | 0.00 | 1 | 0 | 0 | 0 | 0 | 2.0 | 0 | 0 | 0 | 0 | 0 | 0 | 0 | 0 | 0 | 0 | |
| 2004 | PHILADELPHIA | 9 | 3 | 2.34 | 52 | 1 | 0 | 0 | 1 | 77.0 | 68 | 23 | 20 | 6 | 5 | 19 | 4 | 55 | 7 | 0 | |
| | Reading | 0 | 0 | 4.50 | 2 | 1 | 0 | 0 | 0 | 2.0 | 3 | 2 | 1 | 1 | 0 | 2 | 0 | 1 | 0 | 0 | |
| 2005 | PHILADELPHIA | 6 | 5 | 4.14 | 78 | 0 | 0 | 0 | 0 | 87.0 | 84 | 44 | 40 | 11 | 6 | 25 | 6 | 79 | 6 | 1 | |
| 2006 | PHILADELPHIA11 | 9 | 5 | 6.59 | 50 | 17 | 0 | 0 | 2 | 134.1 | 176 | 92 | 85 | 20 | 10 | 50 | 4 | 99 | 12 | 0 | |
| 2007 | PHILADELPHIA 2 | 2 | 3 | 0.05 | 38 | 0 | 0 | 0 | 1 | 56.0 | 48 | 19 | 19 | 5 | 2 | 23 | 4 | 43 | 2 | 2 | |
| | Reading | 0 | 0 | 0.00 | 2 | 0 | 0 | 0 | 0 | 3.0 | 3 | 0 | 0 | 0 | 0 | 0 | 0 | 4 | 0 | 0 | |
| 2008 | PHILADELPHIA 4 | 2 | 3 | 0.05 | 76 | 0 | 0 | 0 | 1 | 82.2 | 79 | 29 | 28 | 6 | 1 | 23 | 4 | 67 | 2 | 1 | |
| 2009 | PHILADELPHIA 5 | 5 | 3 | 2.69 | 79 | 0 | 0 | 0 | 10 | 77.1 | 73 | 29 | 28 | 7 | 3 | 22 | 3 | 78 | 1 | 0 | |
| 2010 | PHILADELPHIA 6 | 2 | 2 | 5.55 | 55 | 0 | 0 | 0 | 5 | 53.0 | 42 | 16 | 15 | 4 | 4 | 13 | 3 | 64 | 2 | 0 | |
| | Clearwater | 0 | 1 | 4.50 | 2 | 0 | 0 | 0 | 0 | 2.0 | 1 | 1 | 1 | 1 | 0 | 0 | 0 | 3 | 0 | 0 | |
| | Reading | 0 | 0 | 0.00 | 1 | 0 | 0 | 0 | 0 | 2.0 | 2 | 0 | 0 | 0 | 1 | 0 | 0 | 1 | 0 | 0 | |
| | Lehigh Valley | 0 | 0 | 5.40 | 2 | 0 | 0 | 0 | 0 | 1.2 | 1 | 1 | 1 | 0 | 0 | 2 | 0 | 2 | 0 | 0 | |
| 2011 | PHILADELPHIA 4 | 2 | 2 | 3.37 | 62 | 0 | 0 | 0 | 32 | 60.2 | 54 | 16 | 16 | 2 | 1 | 16 | 8 | 62 | 0 | 0 | |
| | Clearwater | 0 | 0 | 0.00 | 1 | 1 | 0 | 0 | 0 | 1.0 | 0 | 0 | 0 | 0 | 1 | 0 | 0 | 1 | 0 | 0 | |
| 2012 | CINCINNATI | (Injured — Did not pitch) | | | | | | | | | | | | | | | | | | | |
| 2013 | Inland Empire | 0 | 0 | 0.00 | 1 | 0 | 0 | 0 | 1 | 1.0 | 0 | 0 | 0 | 0 | 0 | 0 | 0 | 1 | 0 | 0 | |
| 2014 | (Did Not Pitch) | | | | | | | | | | | | | | | | | | | | |
| 2015 | KANSAS CITY | 1 | 2 | 2.13 | 68 | 0 | 0 | 0 | 3 | 63.1 | 47 | 17 | 15 | 5 | 2 | 14 | 1 | 58 | 1 | 0 | |
| 2016 | OAKLAND | 6 | 7 | 3.62 | 63 | 0 | 0 | 0 | 30 | 64.2 | 63 | 27 | 26 | 7 | 2 | 20 | 3 | 49 | 4 | 1 | |
| AL Totals | | 7 | 9 | 2.88 | 131 | 0 | 0 | 0 | 33 | 128.0 | 110 | 44 | 41 | 12 | 4 | 34 | 4 | 107 | 5 | 1 | |
| NL Totals | | 47 | 30 | 3.59 | 491 | 18 | 0 | 0 | 52 | 630.0 | 624 | 272 | 251 | 61 | 32 | 191 | 36 | 547 | 32 | 4 | |
| ML Totals | | 54 | 39 | 3.47 | 622 | 18 | 0 | 0 | 85 | 758.0 | 734 | 316 | 292 | 73 | 36 | 225 | 40 | 654 | 37 | 5 | |

CAREER TRANSACTIONS

1998 — Selected by the Philadelphia Phillies organization in the 9th round of the First-Year Player Draft. **2004** — On suspended list, April 16 to 18. On the disabled list, July 26 to September 2; included rehabilitation assignment to Reading, Aug. 30 to Sept. 2. **2007** — On the disabled list, May 4 to 21; included rehabilitation assignment to Reading, May 18 to 20. On the disabled list, July 30 to November 1. **2010** — On the disabled list, April 29 to July 7; included rehabilitation assignments to Clearwater, June 27 to July 1, Reading, July 2 to 4, and Lehigh Valley, July 5 to 7. **2011** — On the disabled list, June 19 to July 14; included rehabilitation assignment to Clearwater, July 13 to 14. On paternity list, August 4 to 5. Elected free agency, October 30. **2012** — Signed by the Cincinnati Reds, January 25. On the disabled list, April 4 to October 29. Elected free agency, October 31; signed by the Los Angeles Angels, November 28. **2013** — On the disabled list, March 22 to August 4; included rehabilitation assignment to Inland Empire, May 13 to 22. Released, August 5. **2015** — Signed by the Kansas City Royals to a minor league contract, January 30. Elected free agency, November 2; signed by the Oakland Athletics, December 11.

DIVISION SERIES RECORD

| Year | Club/Opp. | W | L | ERA | G | GS | CG | SHO | SV | IP | H | R | ER | HR | HB | BB | IBB | SO | WP | BK |
|---------------|-------------|----------|----------|-------------|-----------|----------|----------|----------|----------|-------------|-----------|----------|----------|----------|----------|----------|----------|-----------|----------|----------|
| 2008 | PHI vs. MIL | 0 | 0 | 2.25 | 3 | 0 | 0 | 0 | 0 | 4.0 | 3 | 1 | 1 | 0 | 0 | 0 | 0 | 2 | 0 | 0 |
| 2009 | PHI vs. COL | 1 | 0 | 3.38 | 3 | 0 | 0 | 0 | 0 | 2.2 | 2 | 1 | 1 | 0 | 0 | 1 | 1 | 4 | 1 | 0 |
| 2010 | PHI vs. CIN | 0 | 0 | 0.00 | 1 | 0 | 0 | 0 | 0 | 1.0 | 1 | 0 | 0 | 0 | 0 | 0 | 0 | 1 | 1 | 0 |
| 2011 | PHI vs. STL | 0 | 0 | 2.08 | 4 | 0 | 0 | 0 | 1 | 4.1 | 4 | 1 | 1 | 0 | 0 | 0 | 0 | 6 | 0 | 0 |
| 2015 | KC vs. HOU | 1 | 0 | 9.00 | 3 | 0 | 0 | 0 | 0 | 3.0 | 6 | 3 | 3 | 3 | 0 | 0 | 0 | 7 | 0 | 0 |
| Totals | | 2 | 0 | 3.60 | 14 | 0 | 0 | 0 | 1 | 15.0 | 16 | 6 | 6 | 3 | 0 | 1 | 1 | 20 | 2 | 0 |

LEAGUE CHAMPIONSHIP SERIES RECORD

| Year | Club/Opp. | W | L | ERA | G | GS | CG | SHO | SV | IP | H | R | ER | HR | HB | BB | IBB | SO | WP | BK |
|---------------|-------------|----------|----------|-------------|-----------|----------|----------|----------|----------|-------------|-----------|----------|----------|----------|----------|----------|----------|-----------|----------|----------|
| 2008 | PHI vs. LAD | 1 | 0 | 0.00 | 4 | 0 | 0 | 0 | 0 | 5.0 | 4 | 0 | 0 | 0 | 0 | 1 | 0 | 4 | 0 | 0 |
| 2009 | PHI vs. LAD | 0 | 0 | 5.40 | 4 | 0 | 0 | 0 | 0 | 3.1 | 6 | 2 | 2 | 0 | 0 | 3 | 0 | 4 | 0 | 0 |
| 2010 | PHI vs. SF | 0 | 1 | 1.35 | 5 | 0 | 0 | 0 | 0 | 6.2 | 4 | 1 | 1 | 1 | 0 | 3 | 1 | 10 | 0 | 0 |
| 2015 | KC vs. TOR | 0 | 0 | 7.71 | 3 | 0 | 0 | 0 | 0 | 2.1 | 4 | 2 | 2 | 1 | 0 | 2 | 0 | 3 | 0 | 0 |
| Totals | | 1 | 1 | 2.60 | 16 | 0 | 0 | 0 | 0 | 17.1 | 18 | 5 | 5 | 2 | 0 | 9 | 1 | 21 | 0 | 0 |

WORLD SERIES RECORD

| Year | Club/Opp. | W | L | ERA | G | GS | CG | SHO | SV | IP | H | R | ER | HR | HB | BB | IBB | SO | WP | BK |
|---------------|-------------|----------|----------|-------------|-----------|----------|----------|----------|----------|-------------|-----------|----------|----------|----------|----------|----------|----------|-----------|----------|----------|
| 2008 | PHI vs. TB | 0 | 0 | 4.91 | 4 | 0 | 0 | 0 | 0 | 3.2 | 3 | 2 | 2 | 1 | 0 | 0 | 0 | 6 | 0 | 0 |
| 2009 | PHI vs. NYY | 0 | 0 | 2.08 | 5 | 0 | 0 | 0 | 1 | 4.1 | 6 | 1 | 1 | 0 | 1 | 2 | 0 | 6 | 0 | 0 |
| 2015 | KC vs. NYM | 1 | 0 | 0.00 | 3 | 0 | 0 | 0 | 0 | 3.0 | 2 | 0 | 0 | 0 | 0 | 1 | 0 | 5 | 0 | 0 |
| Totals | | 1 | 0 | 2.45 | 12 | 0 | 0 | 0 | 1 | 11.0 | 11 | 3 | 3 | 1 | 1 | 3 | 0 | 17 | 0 | 0 |

OAKLAND A'S TOP HITTING STREAKS

| G | Player | Year | G | Player | Year | G | Player | Year |
|----|-----------------|------|----|-----------------|---------|----|--------------|------|
| 25 | Jason Giambi | 1997 | 17 | Mark Ellis | 2010-11 | 16 | Billy Burns | 2015 |
| 24 | Miguel Tejada | 2002 | | Terrence Long | 2000 | | Mark Kotsay | 2006 |
| | Carney Lansford | 1984 | | Jason Giambi | 1998 | | Jermaine Dye | 2001 |
| 22 | Eric Byrnes | 2003 | | Brent Gates | 1995 | | Jason Giambi | 1998 |
| 19 | Jason Giambi | 1996 | | Geronimo Berroa | 1995 | | Gene Tenace | 1975 |
| | Carney Lansford | 1989 | | Stan Javier | 1994 | | Danny Cater | 1969 |
| | Carney Lansford | 1983 | | Carney Lansford | 1988 | | | |
| 18 | Jason Giambi | 1999 | | Luis Polonia | 1987 | | | |
| | Scott Spiezio | 1998 | | Donnie Hill | 1985 | | | |
| | Mark McGwire | 1995 | | Mike Edwards | 1978 | | | |
| | | | | Joe Rudi | 1972 | | | |
| | | | | Bert Campaneris | 1972 | | | |

VS. THE AMERICAN LEAGUE

| 2016 | | | | | | | | | | CAREER | | | | | |
|------|---|---|---|---|-----|----|-------------|------|---|--------|---|------|------|----|--|
| ERA | W | L | S | G | IP | ER | vs. TEAM | ERA | W | L | S | G | IP | ER | |
| 0.00 | 0 | 0 | 2 | 2 | 2.0 | 0 | Baltimore | 1.76 | 1 | 2 | 7 | 15.1 | 3 | | |
| 0.00 | 1 | 0 | 0 | 2 | 2.0 | 0 | Boston | 5.79 | 2 | 1 | 0 | 11 | 14.0 | 9 | |
| 0.00 | 0 | 0 | 1 | 2 | 2.0 | 0 | Chicago | 4.61 | 1 | 0 | 4 | 13 | 13.2 | 7 | |
| 0.00 | 0 | 0 | 0 | 2 | 2.0 | 0 | Cleveland | 2.63 | 0 | 0 | 0 | 12 | 13.2 | 4 | |
| 0.00 | 0 | 0 | 0 | 2 | 2.0 | 0 | Detroit | 2.79 | 0 | 2 | 0 | 10 | 9.2 | 3 | |
| 9.00 | 1 | 3 | 3 | 8 | 7.0 | 7 | Houston | 5.04 | 1 | 6 | 4 | 32 | 30.1 | 17 | |
| 3.00 | 0 | 0 | 3 | 3 | 3.0 | 1 | Kansas City | 7.20 | 0 | 0 | 3 | 4 | 5.0 | 4 | |
| 3.00 | 2 | 0 | 3 | 8 | 9.0 | 3 | Los Angeles | 1.93 | 2 | 0 | 3 | 12 | 14.0 | 3 | |
| 0.00 | 0 | 0 | 2 | 3 | 3.0 | 0 | Minnesota | 1.59 | 0 | 0 | 2 | 12 | 11.1 | 2 | |
| 0.00 | 0 | 0 | 2 | 2 | 1.2 | 0 | New York | 0.00 | 0 | 0 | 2 | 6 | 5.1 | 0 | |
| — | 0 | 0 | 0 | 0 | 0.0 | 0 | Oakland | 0.00 | 0 | 0 | 0 | 4 | 4.0 | 0 | |
| 3.72 | 1 | 2 | 2 | 9 | 9.2 | 4 | Seattle | 3.24 | 2 | 2 | 2 | 15 | 16.2 | 6 | |
| 0.00 | 0 | 0 | 3 | 4 | 4.0 | 0 | Tampa Bay | 1.98 | 1 | 0 | 3 | 8 | 13.2 | 3 | |
| 8.59 | 1 | 2 | 2 | 7 | 7.1 | 7 | Texas | 4.50 | 1 | 2 | 4 | 16 | 18.0 | 9 | |
| 3.00 | 0 | 0 | 3 | 3 | 3.0 | 1 | Toronto | 7.45 | 0 | 1 | 3 | 11 | 9.2 | 8 | |

VS. THE NATIONAL LEAGUE

| 2016 | | | | | | | | | | CAREER | | | | | |
|-------|---|---|---|---|-----|----|---------------|------|---|--------|---|----|------|----|--|
| ERA | W | L | S | G | IP | ER | vs. TEAM | ERA | W | L | S | G | IP | ER | |
| — | 0 | 0 | 0 | 0 | 0.0 | 0 | Arizona | 3.31 | 3 | 0 | 2 | 20 | 32.2 | 12 | |
| — | 0 | 0 | 0 | 0 | 0.0 | 0 | Atlanta | 3.36 | 7 | 3 | 4 | 56 | 59.0 | 22 | |
| — | 0 | 0 | 0 | 0 | 0.0 | 0 | Chicago | 5.30 | 1 | 2 | 2 | 23 | 18.2 | 11 | |
| 0.00 | 0 | 0 | 0 | 1 | 1.0 | 0 | Cincinnati | 6.40 | 4 | 4 | 3 | 28 | 32.1 | 23 | |
| — | 0 | 0 | 0 | 0 | 0.0 | 0 | Colorado | 2.83 | 5 | 0 | 3 | 16 | 28.2 | 9 | |
| — | 0 | 0 | 0 | 0 | 0.0 | 0 | Los Angeles | 2.51 | 1 | 0 | 5 | 21 | 32.1 | 9 | |
| — | 0 | 0 | 0 | 0 | 0.0 | 0 | Miami | 2.36 | 7 | 2 | 5 | 64 | 84.0 | 22 | |
| 0.00 | 0 | 0 | 1 | 1 | 1.0 | 0 | Milwaukee | 1.52 | 3 | 1 | 5 | 21 | 23.2 | 4 | |
| — | 0 | 0 | 0 | 0 | 0.0 | 0 | New York | 2.87 | 3 | 4 | 7 | 61 | 78.1 | 25 | |
| — | 0 | 0 | 0 | 0 | 0.0 | 0 | Philadelphia | — | 0 | 0 | 0 | 0 | 0.0 | 0 | |
| 0.00 | 0 | 0 | 0 | 1 | 1.0 | 0 | Pittsburgh | 1.77 | 2 | 1 | 2 | 17 | 20.1 | 4 | |
| 0.00 | 0 | 0 | 2 | 2 | 2.0 | 0 | St. Louis | 1.56 | 1 | 1 | 2 | 26 | 34.2 | 6 | |
| — | 0 | 0 | 0 | 0 | 0.0 | 0 | San Diego | 6.23 | 1 | 3 | 5 | 24 | 30.1 | 21 | |
| 13.50 | 0 | 0 | 1 | 1 | 2.0 | 3 | San Francisco | 3.33 | 3 | 0 | 2 | 17 | 24.1 | 9 | |
| — | 0 | 0 | 0 | 0 | 0.0 | 0 | Washington | 5.32 | 2 | 3 | 6 | 55 | 64.1 | 38 | |

MONTHLY BREAKDOWN

| 2016 | | | | | | | | | | CAREER | | | | | |
|------|---|---|---|----|------|----|-----------|-------|----|--------|----|-----|-------|----|--|
| ERA | W | L | S | G | IP | ER | by MONTH | ERA | W | L | S | G | IP | ER | |
| — | 0 | 0 | 0 | 0 | 0.0 | 0 | March | 18.00 | 0 | 0 | 0 | 1 | 1.0 | 2 | |
| 1.42 | 1 | 0 | 8 | 13 | 12.2 | 2 | April | 3.74 | 11 | 6 | 15 | 90 | 122.2 | 51 | |
| 3.72 | 1 | 1 | 4 | 10 | 9.2 | 4 | May | 2.76 | 6 | 6 | 15 | 104 | 137.0 | 42 | |
| 4.22 | 1 | 1 | 3 | 10 | 10.2 | 5 | June | 4.06 | 12 | 6 | 9 | 94 | 137.1 | 62 | |
| 6.55 | 0 | 2 | 7 | 12 | 11.0 | 8 | July | 4.10 | 8 | 9 | 12 | 107 | 127.1 | 58 | |
| 0.00 | 1 | 0 | 5 | 9 | 10.2 | 0 | August | 2.59 | 8 | 5 | 16 | 103 | 107.2 | 31 | |
| 7.88 | 1 | 3 | 3 | 8 | 8.0 | 7 | September | 3.51 | 8 | 7 | 17 | 115 | 115.1 | 45 | |
| 0.00 | 1 | 0 | 0 | 1 | 2.0 | 0 | October | 1.86 | 1 | 0 | 1 | 8 | 9.2 | 2 | |

PITCHING BREAKDOWN

| 2016 | | | | | | | | | | CAREER | | | | | |
|------|---|---|----|----|------|----|-------------|------|----|--------|----|-----|-------|-----|--|
| ERA | W | L | S | G | IP | ER | by CATEGORY | ERA | W | L | S | G | IP | ER | |
| 2.41 | 4 | 2 | 16 | 33 | 33.2 | 9 | Home | 3.54 | 32 | 20 | 38 | 316 | 381.0 | 150 | |
| 4.94 | 2 | 5 | 14 | 30 | 31.0 | 17 | Away | 3.41 | 22 | 19 | 47 | 306 | 377.0 | 143 | |
| 1.57 | 2 | 2 | 10 | 23 | 23.0 | 4 | Day | 2.66 | 17 | 11 | 23 | 199 | 237.0 | 70 | |
| 4.75 | 4 | 5 | 20 | 40 | 41.2 | 22 | Night | 3.85 | 37 | 28 | 62 | 423 | 521.0 | 223 | |
| 3.62 | 3 | 3 | 17 | 38 | 37.1 | 15 | Pre-ASG | 3.58 | 33 | 22 | 42 | 328 | 445.0 | 177 | |
| 3.62 | 3 | 4 | 13 | 25 | 27.1 | 11 | Post-ASG | 3.34 | 21 | 17 | 43 | 294 | 313.0 | 116 | |
| — | 0 | 0 | 0 | 0 | 0.0 | 0 | Starter | 6.92 | 8 | 5 | 0 | 18 | 91.0 | 70 | |
| 3.62 | 6 | 7 | 30 | 63 | 64.2 | 26 | Reliever | 3.01 | 46 | 34 | 85 | 604 | 667.0 | 223 | |

BALLPARK BREAKDOWN

| | ERA | W | L | S | G | IP | ER |
|--------------------------|-------|----|----|----|-----|-------|-----|
| Angel Stadium | 0.00 | 1 | 0 | 1 | 3 | 3.2 | 0 |
| AT&T Park | 4.35 | 1 | 0 | 2 | 8 | 10.1 | 5 |
| Busch Stadium | 1.65 | 0 | 0 | 2 | 14 | 16.1 | 3 |
| Busch Stadium I | 4.76 | 1 | 1 | 0 | 2 | 5.2 | 3 |
| Camden Yards | 0.00 | 1 | 0 | 0 | 3 | 10.0 | 0 |
| Chase Field | 3.86 | 1 | 0 | 1 | 9 | 16.1 | 7 |
| Citi Field | 1.98 | 0 | 0 | 4 | 14 | 13.2 | 3 |
| Citizens Bank Park | 3.86 | 28 | 18 | 21 | 252 | 317.0 | 136 |
| Comerica Park | 3.86 | 0 | 1 | 0 | 6 | 4.2 | 2 |
| Coors Field | 1.47 | 3 | 0 | 2 | 10 | 18.1 | 3 |
| Dodger Stadium | 3.50 | 1 | 0 | 3 | 12 | 18.0 | 7 |
| Fenway Park | 10.50 | 1 | 1 | 0 | 4 | 6.0 | 7 |
| Globe Life Arlington | 6.30 | 0 | 2 | 1 | 8 | 10.0 | 7 |
| Great American Ball Park | 5.73 | 1 | 1 | 3 | 11 | 11.0 | 7 |
| Hard Rock Stadium | 2.49 | 3 | 0 | 3 | 31 | 43.1 | 12 |
| Kauffman Stadium | 2.59 | 0 | 0 | 2 | 32 | 31.1 | 9 |
| Mall of America Field | 0.00 | 0 | 0 | 0 | 1 | 0.1 | 0 |
| Miller Park | 1.23 | 0 | 1 | 3 | 9 | 7.1 | 1 |
| Minute Maid Park | 6.75 | 0 | 3 | 1 | 15 | 12.0 | 9 |
| Nationals Park | 6.75 | 0 | 1 | 4 | 14 | 16.0 | 12 |
| Oakland Coliseum | 2.21 | 4 | 2 | 16 | 36 | 36.2 | 9 |
| Olympic Stadium | 0.00 | 0 | 0 | 2 | 3 | 0.0 | 0 |
| PETCO Park | 4.20 | 0 | 1 | 3 | 12 | 15.0 | 7 |
| PNC Park | 4.50 | 1 | 1 | 0 | 6 | 8.0 | 4 |
| Progressive Field | 3.52 | 0 | 0 | 0 | 6 | 7.2 | 3 |
| RFK Stadium | 2.16 | 0 | 0 | 0 | 7 | 8.1 | 2 |
| Rogers Centre | 10.13 | 0 | 0 | 1 | 4 | 2.2 | 3 |
| Safeco Field | 3.86 | 2 | 1 | 1 | 10 | 11.2 | 5 |
| Shea Stadium | 1.61 | 1 | 2 | 1 | 17 | 28.0 | 5 |
| Target Field | 3.18 | 0 | 0 | 1 | 5 | 5.2 | 2 |
| Tropicana Field | 0.00 | 0 | 0 | 2 | 3 | 3.0 | 0 |
| Turner Field | 2.36 | 4 | 1 | 2 | 31 | 34.1 | 9 |
| U.S. Cellular Field | 8.10 | 0 | 0 | 2 | 6 | 6.2 | 6 |
| Veterans Stadium | 0.00 | 0 | 0 | 0 | 1 | 2.0 | 0 |
| Wrigley Field | 5.19 | 0 | 2 | 1 | 12 | 8.2 | 5 |
| Yankee Stadium | 0.00 | 0 | 0 | 2 | 6 | 5.1 | 0 |

FIELDING STATISTICS

| Pitcher | Year | Pct. | G | PO | A | E | TC | DP |
|---------------|-------------|------------|-----------|-----------|----------|------------|----------|----|
| 2003 | — | 1 | 0 | 0 | 0 | 0 | 0 | 0 |
| 2004 | 1.000 | 52 | 7 | 4 | 0 | 11 | 0 | |
| 2005 | 1.000 | 78 | 2 | 10 | 0 | 12 | 0 | |
| 2006 | 1.000 | 50 | 9 | 20 | 0 | 29 | 1 | |
| 2007 | 1.000 | 38 | 2 | 10 | 0 | 12 | 0 | |
| 2008 | 1.000 | 76 | 4 | 12 | 0 | 16 | 0 | |
| 2009 | .933 | 79 | 5 | 9 | 1 | 15 | 0 | |
| 2010 | 1.000 | 55 | 2 | 3 | 0 | 5 | 0 | |
| 2011 | .857 | 62 | 1 | 5 | 1 | 7 | 0 | |
| 2015 | 1.000 | 68 | 6 | 13 | 0 | 19 | 4 | |
| 2016 | 1.000 | 63 | 3 | 10 | 0 | 13 | 1 | |
| Totals | .986 | 622 | 41 | 96 | 2 | 139 | 6 | |

MADSON'S CAREER BESTS

Low Hit Complete Game: None

Innings Pitched: 8.2, June 29, 2006 at Baltimore. As reliever: 7.0, May 23, 2006 at New York (NL)

Strikeouts: 7 (twice), last: June 29, 2006 at Baltimore. As reliever: 6, May 23, 2006 at New York (NL)

Pitches: 114, June 29, 2006 at Baltimore

Longest Winning Streak: 5, June 26 to September 9, 2004

Longest Losing Streak: 3 (twice), last: September 11 to 19, 2016

Longest Scoreless Streak: 21.0, June 22 to July 19, 2004

**LEFT-HANDED PITCHER****Height/Weight:** 6-5 / 245**Bats/Throws:** Right / Left**Birthdate:** February 1, 1992**Opening Day Age:** 25**Birthplace/Resides:** Valparaiso, Indiana / Wanatah, Indiana**Major League Service:** 157 days**Obtained:** Acquired from Kansas City with Aaron Brooks for Ben Zobrist and cash, July 28, 2015**Contract Status:** First year of a one-year contract through 2017**CAREER HIGHLIGHTS**

Made both his Triple-A and Major League debut in 2016, his third professional season...went 7-9 with a 3.86 ERA in 25 games, including 24 starts, with Oakland...is 16-9 with a 2.85 ERA (69 er in 217.2 ip) in 43 career minor league games, all starts...has 260 strikeouts in 217.2 innings, an average of 10.75 per nine innings...has surrendered just 12 home runs (0.50 per nine innings)...was originally drafted by Kansas City as a Competitive Balance pick following the first round of the 2013 draft and was dealt to the A's just prior to the 2015 trading deadline in the Ben Zobrist deal...pitched in the Arizona Fall League in 2015 and started for the East in the AFL Fall Stars Game...led the Carolina League and the Royals farm system with 146 strikeouts in 2014...was rated as the Royals number six prospect by *Baseball America* following the 2013 and number three after 2014...was rated as the A's number two prospect following the 2015 season.

2016 HIGHLIGHTS

Made his Major League debut with the A's following an April 29 promotion and went 7-9 with a 3.86 ERA in 25 games, including 24 starts...ranked second among American League rookies in strikeouts (124), innings pitched (144.2) and games started and tied for fifth in wins...the strikeouts tied for sixth most in Oakland history by a rookie...allowed a .248 opponents batting average and walked 37 batters for a .298 on-base percentage...was 2-4 with a 6.02 ERA and .282 opponents batting average in nine starts when he was placed on the 15-day disabled list June 14 with a left pronator strain...was reinstated June 29 and went 5-5 with a 2.74 ERA and .229 opponents batting average in 16 games, 15 starts, following his return...his ERA following his return from the DL was fifth lowest in the AL...his opponents batting average included .180 (18-for-100) against left-handed hitters compared to .263 (117-for-445) against right-handers...based on a minimum of 140 innings pitched, the mark against lefties was second lowest in the AL and the lowest in Oakland history (previous: .185, Norris, 1980)...allowed 17 of his 20 home runs and issued 33 of his 37 walks to righties for a .754 OPS...had a .526 OPS against lefties, which was second lowest in the AL and in Oakland history (.504, Norris, 1980)...opponents hit .192 with runners in scoring position, which was third lowest in the AL among pitchers with 140 or more innings pitched...had a .152 average with RISP and two outs...held the three hitter to a .197 average, which was fifth lowest in the AL...went 4-4 with a 2.67 ERA and .220 opponents batting average in 13 games after the All-Star Break after going 3-5 with a 5.24 ERA and .278 opponents average in 12 starts before the break...had the fifth lowest post-break ERA in the AL...was 5-3 with a 3.02 ERA in 14 games (13 starts) at home compared to 2-6 with a 4.99 ERA in 11 starts on the road...had the fifth lowest home ERA in the AL...had a 1.59 ERA and .210 opponents batting average over innings one through three and a 6.21 ERA and .283 opponents batting average from the fourth inning on...among pitchers with 20 or more innings, he had the lowest first inning ERA in the majors (1.13) and the fourth lowest second inning ERA (1.44)...his first inning ERA was third lowest in Oakland history using the 20 inning minimum...13 of his 20 home runs came after his 60th pitch in a game...yielded a .430 batting average and .733 slugging percentage when the opponents put the first pitch in play but had a .157 opponents average with two strikes...received one run of support or fewer in 10 of his 24 starts and went 0-6 with a 3.90 ERA in those contests...in his four no decisions with support of one run or fewer, he has scoreless outings of 8.0 innings, 7.0 and 6.0 and one outing where he allowed one run in 7.0 innings...tied for eighth

MOST STRIKEOUTS, OAKLAND ROOKIE

| | |
|------------|--------------------------|
| 150 | Brett Anderson, 2009 |
| 141 | Rick Langford, 1977 |
| 140 | Jarrod Parker, 2012 |
| 137 | Tommy Milone, 2012 |
| 132 | Tim Hudson, 1999 |
| 124 | Sean Manaea, 2016 |
| 124 | Dan Straily, 2013 |

in the AL with three pickoffs and opponents were successful in 3-of-7 (42.9%) stolen base attempts off him...the A's were 11-13 (.458) in his starting assignments...walked two batters or fewer in 19 of his 24 starts and allowed two runs or fewer 13 times.

OAKLAND: Was selected from Nashville April 29 and made his ML debut that day against Houston after just 42 minor league appearances, all starts, in three professional seasons...had a no decision in the A's 7-4 win, allowing four runs on four hits and four walks in 5.0 innings...struck out Carlos Correa to end the first inning for his first big league strikeout...allowed four runs in his second start and then yielded a career-high eight runs on 10 hits in a career-low 2.2 innings for the first decision of his career, a loss in a 13-5 decision at Boston May 10...became just the second pitcher in Oakland history to allow at least four runs in each of his first three ML appearances...the other is Vida Blue (July 20-Aug. 3, 1969)...was credited with his first Major League win in the A's 3-1 victory over Texas May 16 in Oakland when he allowed a run on four hits in 6.2 innings...went 1-3 with a 4.80 ERA over his next five starts before leaving his outing on June 13 against Texas after 4.1 innings with a left pronator muscle strain...was placed on the 15-day disabled the next day...made one start with Single-A Stockton on a rehab assignment June 24 against San Jose (3.2 ip, 2 h, 2 r, 2 er, 2 bb, 3 so, 1 hr) and was reinstated from the DL June 29...fired 5.2 shutout innings for the win that day against San Francisco...tossed a career-high 106 pitches in 7.0 innings and did not allow a run or walk a batter on July 10 at Houston...ended up with a no decision in the A's 2-1, 10-inning loss...made his first career relief appearance July 17 against Toronto...entered the game to start the second inning in relief of Andrew Triggs, who left the game with a left shin contusion...Triggs relieved Rich Hill who left after five pitches with a blister...Manaea had been scheduled to start two days later...tossed 5.0 innings, which matched the season-high for an A's reliever...had a no decision in the A's 1-0, 13-inning win over Tampa Bay July 22 in Oakland...tossed a career-high 8.0 scoreless innings and allowed just five hits and no walks, but Odorizzi did the same for the Rays...struck out a career-high nine batters in 6.2 innings in a no decision at Texas July 27...walked Escobar with two outs in the fifth inning on August 2 at Los Angeles to snap a streak of four games, 30.2 innings and 126 batters faced without a walk from July 10 to Aug. 2...the streak of 30.2 innings without a walk was the longest single season streak in Oakland history, topping the previous mark of 29.0 by Lary Sorensen (July 8-31, 1984)...it was fifth longest overall in Oakland history...left his start on Aug. 29 at Houston after 3.1 innings with a strained left rhomboid...ended up going 2-4 with a 3.97 ERA in six August starts...tied for second in the AL in losses in the month...did not go on the disabled list following the rhomboid injury, but would not pitch again until Sept. 14 at Kansas City...tossed 5.0 scoreless innings that day for the win, his first on the road...began his career 0-6 on the road and his career-opening six-game road losing streak matched the longest such streak in Oakland history (fourth time, last: Joe Blanton, April 19-July 6, 2005)...tossed 6.0 scoreless innings in his next start and had a career-high 15.1 inning scoreless streak from Aug. 29 to Sept. 26...went 2-0 with a 1.13 ERA and .181 opponents batting average in his final four starts following his injury...it was the first winning streak of his career.

NASHVILLE: Was 2-0 with a 1.50 ERA in three starts with Nashville in his Triple-A debut...ranked second in the Pacific Coast League in ERA, fifth in strikeouts per nine innings (10.50) and tied for fifth in wins at the time of his April 29 promotion...allowed just one run in each of his starts...surrendered just one home run in 18.0 innings...struck out 21 while walking just four...allowed a .232 opponents batting average, including .077 (1-for-13) against left-handed hitters compared to .268 (15-for-56) against right-handers.

CAREER

2015—Was acquired by the A's from Kansas City in the Ben Zobrist deal at the trading deadline and went 6-0 with a 1.90 ERA in seven starts with Double-A Midland...began the year in extended spring training with the Royals and combined for a 1-1 record and a 3.69 ERA in seven starts with the Royals affiliate in the Arizona Rookie League, Single-A Wilmington and Double-A Northwest Arkansas...was 7-1 with a 2.66 ERA in 14 starts overall...struck out 90 batters in 74.1 innings (10.90 per nine innings)...allowed a .243 opponents batting average, including .198 against right-handed hitters compared to .330 against left-handers...surrendered three of his five home runs to lefties for a .511 slugging percentage...held righties to a mark of .275...opponents batted .323 with a .421 on-base percentage when leading off an inning...compiled a 1.29 ERA in the first inning, a 4.20 ERA in innings two through four and a 0.46 ERA from the fifth inning on...his teams were 10-4 (.714) in his starting assignments, including 7-0 at Midland...allowed one run or fewer in eight of his 14 starts, including no runs four times...made one

start with the Royals affiliate in the Arizona Rookie League on June 24 against the Reds (no decision, 1.80 ERA)...was transferred to Single-A Wilmington June 29 and went 1-0 with a 3.66 ERA in four starts with the Blue Rocks...was transferred to Northwest Arkansas July 17 where he went 0-1 with a 5.14 ERA in two starts before he was traded to the A's with Aaron Brooks for Ben Zobrist and cash considerations, July 28...his six wins with Midland were the most in the Texas League following the trade...went 2-0 with a 2.89 ERA over his first three starts...then did not allow a run in three of his final four regular season starts, going 4-0 with a 1.13 ERA...tossed a season-high 7.0 scoreless innings in his first outing with Midland July 31 against Corpus Christi...allowed just three hits, did not walk a batter and struck out nine to earn Texas League Pitcher of the Week honors for the week of July 27 to Aug. 2...matched his season high with 7.0 scoreless innings Aug. 29 against Frisco...struck out a season-high 13 and did not walk a batter while tossing 6.0 scoreless innings in his final regular season start Sept. 3 at San Antonio and earned TL Pitcher of the Week honors for a second time (Aug. 31-Sept. 7)...finished the regular season with a 15.0-inning scoreless streak...went 1-0 with a 1.20 ERA in two postseason starts for the Texas League Champion RockHounds (15.0 ip, 10 h, 4 r, 2 er, 2 bb, 15 so)...the win came in Game 1 of the TL Championship Series against his former team, Northwest Arkansas...pitched for Mesa in the Arizona Fall League following the season and was named to the AFL Top Prospects Team after going 0-2 with a 3.86 ERA in six starts...led the league in strikeouts (33)...started for the East in the Nov. 7 Fall Stars Game (2.0 ip, 1 bb, 4 so)...was named AFL Pitcher of the Week Nov. 17 for his Nov. 13 start at Scottsdale (ND, 5.0 ip, 2 h, 1 r, 1 er, 1 bb, 9 so)...was rated as the A's second best prospect by *Baseball America* following the season.

2014—Spent his first professional season with Single-A Wilmington and went 7-8 with a 3.11 ERA in 25 starts...led the Carolina League and the Royals farm system with 146 strikeouts...also ranked third in the CL in opponents batting average (.228), fourth in ERA and tied for fifth in games started (25)...sur-rendered just five home runs in 121.2 innings, an average of 0.37 per nine innings...his opponents batting average included a .211 mark against left-handed hitters compared to .234 against right-handers...went 2-5 with a 4.84 ERA, .288 opponents batting average and four home runs allowed in 12 starts in the first half of the season...then went 5-3 with a 1.96 ERA, .180 opponents average and one home run allowed in 13 starts in the second half...yielded just one home run in 69.0 innings at home...opponents batted .216 when leading off an inning...struck out 10 batters in 5.0 innings May 21 against Carolina, his first of two games with 10 or more strikeouts...went 0-4 with a 4.70 ERA in five starts in June...allowed his fifth and final home run of the season June 20 at Myrtle Beach...finished the season with a 77.1-inning, 280-batter homerless streak...went 5-1 with a 1.23 ERA over his final eight starts beginning July 22...had a season-high 16.1-inning scoreless streak from July 22 to Aug. 7...compiled a 1.59 ERA in five starts in July but had just one decision, a win...then went 4-1 with a 1.37 ERA in six starts in August...struck out 44 batters in 39.1 innings and held the opposition to a .173 batting average...fired a seven-inning complete game two-hit shutout Aug. 13 against Frederick (1 bb, 2 hbp, 7 so)...earned CL Pitcher of the Week honors the final week of the season (Aug. 25-Sept. 1) after striking out a season-high 13 batters while tossing 7.0 shutout innings in a 2-0 win over Potomac Aug. 29 (3 h, 0 bb)...was rated as the number three prospect in the Royals minor league system following the season by *Baseball America*.

2013—Was drafted by the Royals as a Competitive Balance pick following the first round of the 2013 draft but did not pitch after undergoing hip surgery following his college season...was rated as the Royals sixth best prospect following the season by *Baseball America*.

PERSONAL/MISCELLANEOUS

Sean Anthony Manaea was originally signed by Royals scout Jason Bryans...graduated from Andean High School in Merrillville, Indiana in 2010...attended Indiana State University...earned Second Team All-Missouri Valley Conference honors as a sophomore and junior...set a school single season ERA record (1.47) and ranked fourth in the NCAA with 11.4 strikeouts per nine innings in 2013...finished his career with 290 strikeouts in three seasons...named the Top Pitcher and Outstanding Pro Prospect in the Cape Cod League in 2012.

LIFETIME PITCHING RECORD

| Year | Club | W | L | ERA | G | GS | CG | SHO | SV | IP | H | R | ER | HR | HB | BB | IBB | SO | WP | BK |
|------------------|-------------|----------|----------|-------------|-----------|-----------|----------|----------|----------|--------------|------------|-----------|-----------|-----------|----------|-----------|----------|------------|----------|----------|
| 2014 | Wilmington | 7 | 8 | 3.11 | 25 | 25 | 1 | 1 | 0 | 121.2 | 102 | 54 | 42 | 5 | 5 | 54 | 0 | 146 | 4 | 0 |
| 2015 | AZL Royals | 0 | 0 | 1.80 | 1 | 1 | 0 | 0 | 0 | 5.0 | 2 | 1 | 1 | 1 | 1 | 0 | 6 | 1 | 0 | |
| | Wilmington | 1 | 0 | 3.66 | 4 | 4 | 0 | 0 | 0 | 19.2 | 22 | 12 | 8 | 0 | 1 | 4 | 0 | 22 | 0 | 0 |
| | NW Arkansas | 0 | 1 | 5.14 | 2 | 2 | 0 | 0 | 0 | 7.0 | 9 | 5 | 4 | 1 | 1 | 6 | 0 | 11 | 1 | 0 |
| | Midland | 6 | 0 | 1.90 | 7 | 7 | 0 | 0 | 0 | 42.2 | 34 | 11 | 9 | 3 | 1 | 15 | 0 | 51 | 1 | 0 |
| 2016 | Nashville | 2 | 0 | 1.50 | 3 | 3 | 0 | 0 | 0 | 18.0 | 16 | 3 | 3 | 1 | 0 | 4 | 0 | 21 | 1 | 0 |
| | OAKLAND | 7 | 9 | 3.86 | 25 | 24 | 0 | 0 | 0 | 144.2 | 135 | 65 | 62 | 20 | 4 | 37 | 1 | 124 | 3 | 0 |
| | Stockton | 0 | 0 | 4.91 | 1 | 1 | 0 | 0 | 0 | 3.2 | 2 | 2 | 2 | 1 | 0 | 2 | 0 | 3 | 0 | 0 |
| ML Totals | | 7 | 9 | 3.86 | 25 | 24 | 0 | 0 | 0 | 144.2 | 135 | 65 | 62 | 20 | 4 | 37 | 1 | 124 | 3 | 0 |

CAREER TRANSACTIONS

2013 — Selected by the Kansas City Royals organization as a Competitive Balance pick following the 1st round (34th selection overall) of the First-Year Player Draft. **2015** — Traded to the Oakland Athletics with pitcher Aaron Brooks for infielder/outfielder Ben Zobrist and cash, July 28. **2016** — On the disabled list, June 14 to 28.

OAKLAND A'S RECENT EJECTIONS

| Date | Player/Coach | Umpire | Date | Player/Coach | Umpire |
|----------------|-----------------|--------------------|-----------------|--------------------|--------------------|
| Sept. 20, 2016 | Danny Valencia | Marty Foster | June 7, 2010 | Jim Skaalen | Eric Cooper |
| Aug. 5, 2016 | Danny Valencia | Mike Estabrook | May 23, 2010 | Bob Geren | Greg Gibson |
| Aug. 4, 2016 | Khrist Davis | Eric Cooper | Sept. 22, 2009 | Adam Kennedy | Eric Cooper |
| July 15, 2016 | Yonder Alonso | Mark Wegner | August 16, 2009 | Bob Geren | Gary Darling |
| July 15, 2016 | Bob Melvin | Mark Wegner | July 28, 2009 | Bob Geren | Adrian Johnson |
| July 7, 2016 | Coco Crisp | D.J. Reyburn | May 25, 2009 | Jim Skaalen | Brian Knight |
| Aug. 17, 2015 | Sam Fuld | Brian Knight | May 9, 2009 | Bob Geren | Paul Nauert |
| Aug. 17, 2015 | Bob Melvin | Brian Knight | August 21, 2008 | Frank Thomas | Bill Hohn |
| July 22, 2015 | Bob Melvin | Hunter Wendelstedt | June 24, 2008 | Ty Van Burkleo | Jeff Nelson |
| May 3, 2015 | Craig Gentry | Andy Fletcher | June 22, 2008 | Mark Ellis | Lance Barksdale |
| April 26, 2015 | Bob Melvin | Quinn Wolcott | June 22, 2008 | Bob Geren | Lance Barksdale |
| Aug. 31, 2014 | Bob Melvin | Gerry Davis | Sept. 16, 2007 | Nick Swisher | Chuck Meriwether |
| July 11, 2014 | Bob Melvin | James Hoyer | August 23, 2007 | Santiago Casilla | John Hirschbeck |
| July 11, 2014 | Nick Punto | James Hoyer | August 18, 2007 | Bob Geren | Mike Muchlinski |
| June 21, 2014 | Bob Melvin | Quinn Wolcott | July 8, 2007 | Joe Blanton | Tim McClelland |
| June 14, 2014 | Josh Donaldson | Hal Gibson | May 1, 2007 | Bob Geren | Charlie Reliford |
| June 8, 2014 | Fernando Abad | Adrian Johnson | Sept. 28, 2006 | Milton Bradley | Wally Bell |
| May 17, 2014 | Scott Kazmir | Jerry Layne | Sept. 22, 2006 | Milton Bradley | Ron Kulpa |
| Aug. 14, 2013 | Bob Melvin | Doug Eddings | August 9, 2006 | Milton Bradley | Paul Schrieber |
| May 29, 2013 | Chip Hale | Brian Knight | July 25, 2006 | Justin Duchscherer | Mark Wegner |
| May 14, 2013 | Bob Melvin | D.J. Reyburn | July 23, 2006 | Frank Thomas | Adam Dowdy |
| May 8, 2013 | Bob Melvin | Angel Hernandez | July 9, 2006 | Gerald Perry | Eric Cooper |
| April 25, 2013 | Curt Young | Jim Reynolds | May 2, 2006 | Jason Kendall | Dale Scott |
| April 13, 2013 | Bob Melvin | Andy Fletcher | April 16, 2006 | Jay Payton | Ed Rapuano |
| Sept. 18, 2012 | Jesse Chavez | Jerry Meals | Sept. 28, 2005 | Mark Kotsay | Mike Everitt |
| June 23, 2012 | Coco Crisp | Tony Randazzo | May 9, 2005 | Ken Macha | Mark Carlson |
| June 9, 2012 | Bob Melvin | Tim McClelland | June 16, 2004 | Arthur Rhodes | Bruce Dreckman |
| May 19, 2012 | Bob Melvin | James Hoyer | April 19, 2004 | Mark Kotsay | Paul Emmel |
| May 17, 2012 | Bob Melvin | Laz Diaz | Sept. 6, 2003 | Terry Francona | Hunter Wendelstedt |
| July 31, 2011 | Ryan Sweeney | Dan Bellino | Sept. 2, 2003 | Terrence Long | Marvin Hudson |
| July 22, 2011 | Gerald Perry | Marty Foster | August 17, 2002 | Jim Mecir | Rob Drake |
| June 16, 2011 | Bob Melvin | Tim Tschida | August 17, 2002 | Art Howe | Rob Drake |
| May 27, 2011 | Bob Geren | Angel Campos | July 27, 2002 | Art Howe | Kerwin Danley |
| May 7, 2011 | Josh Willingham | Bill Miller | May 23, 2002 | Mike Magnante | Bruce Froemming |
| Sept. 12, 2010 | Daric Barton | Hunter Wendelstedt | April 24, 2002 | Rick Peterson | Ed Montague |
| Aug. 3, 2010 | Bob Geren | Gary Darling | August 26, 2001 | Erik Hiljus | Chris Guccione |
| July 27, 2010 | Jack Cust | Kerwin Danley | August 7, 2001 | Ramon Hernandez | Kerwin Danley |
| July 20, 2010 | Coco Crisp | Bob Davidson | July 26, 2001 | Cory Lidle | Paul Emmel |
| July 6, 2010 | Daric Barton | Mike Winters | May 16, 2001 | Art Howe | Jeff Nelson |
| June 23, 2010 | Bob Geren | Jerry Crawford | | | |

VS. THE AMERICAN LEAGUE

| 2016 | | CAREER | | | | | | | | | | | | |
|-------|---|--------|---|---|------|----|-------------|-------|---|---|---|---|------|----|
| ERA | W | L | S | G | IP | ER | vs. TEAM | ERA | W | L | S | G | IP | ER |
| — | 0 | 0 | 0 | 0 | 0.0 | 0 | Baltimore | — | 0 | 0 | 0 | 0 | 0.0 | 0 |
| 27.00 | 0 | 1 | 0 | 1 | 2.2 | 8 | Boston | 27.00 | 0 | 1 | 0 | 1 | 2.2 | 8 |
| — | 0 | 0 | 0 | 0 | 0.0 | 0 | Chicago | — | 0 | 0 | 0 | 0 | 0.0 | 0 |
| 1.29 | 1 | 0 | 0 | 1 | 7.0 | 1 | Cleveland | 1.29 | 1 | 0 | 0 | 1 | 7.0 | 1 |
| 4.50 | 0 | 1 | 0 | 1 | 6.0 | 3 | Detroit | 4.50 | 0 | 1 | 0 | 1 | 6.0 | 3 |
| 1.69 | 0 | 1 | 0 | 4 | 21.1 | 4 | Houston | 1.69 | 0 | 1 | 0 | 4 | 21.1 | 4 |
| 0.00 | 1 | 0 | 0 | 1 | 5.0 | 0 | Kansas City | 0.00 | 1 | 0 | 0 | 1 | 5.0 | 0 |
| 3.55 | 0 | 1 | 0 | 2 | 12.2 | 5 | Los Angeles | 3.55 | 0 | 1 | 0 | 2 | 12.2 | 5 |
| 5.73 | 1 | 1 | 0 | 2 | 11.0 | 7 | Minnesota | 5.73 | 1 | 1 | 0 | 2 | 11.0 | 7 |
| 6.75 | 0 | 1 | 0 | 1 | 6.2 | 5 | New York | 6.75 | 0 | 1 | 0 | 1 | 6.2 | 5 |
| — | 0 | 0 | 0 | 0 | 0.0 | 0 | Oakland | — | 0 | 0 | 0 | 0 | 0.0 | 0 |
| 4.76 | 2 | 0 | 0 | 3 | 17.0 | 9 | Seattle | 4.76 | 2 | 0 | 0 | 3 | 17.0 | 9 |
| 0.00 | 0 | 0 | 0 | 1 | 8.0 | 0 | Tampa Bay | 0.00 | 0 | 0 | 0 | 1 | 8.0 | 0 |
| 4.18 | 1 | 1 | 0 | 4 | 23.2 | 11 | Texas | 4.18 | 1 | 1 | 0 | 4 | 23.2 | 11 |
| 3.60 | 0 | 0 | 0 | 1 | 5.0 | 2 | Toronto | 3.60 | 0 | 0 | 0 | 1 | 5.0 | 2 |

VS. THE NATIONAL LEAGUE

| 2016 | | CAREER | | | | | | | | | | | | |
|------|---|--------|---|---|-----|----|---------------|------|---|---|---|---|-----|----|
| ERA | W | L | S | G | IP | ER | vs. TEAM | ERA | W | L | S | G | IP | ER |
| 3.00 | 0 | 1 | 0 | 1 | 6.0 | 2 | Chicago | 3.00 | 0 | 1 | 0 | 1 | 6.0 | 2 |
| 6.43 | 0 | 1 | 0 | 1 | 7.0 | 5 | Milwaukee | 6.43 | 0 | 1 | 0 | 1 | 7.0 | 5 |
| 0.00 | 1 | 0 | 0 | 1 | 5.2 | 0 | San Francisco | 0.00 | 1 | 0 | 0 | 1 | 5.2 | 0 |

MONTHLY BREAKDOWN

| 2016 | | CAREER | | | | | | | | | | | | |
|------|---|--------|---|---|------|----|-----------|------|---|---|---|---|------|----|
| ERA | W | L | S | G | IP | ER | by MONTH | ERA | W | L | S | G | IP | ER |
| — | 0 | 0 | 0 | 0 | 0.0 | 0 | March | — | 0 | 0 | 0 | 0 | 0.0 | 0 |
| 7.20 | 0 | 0 | 0 | 1 | 5.0 | 4 | April | 7.20 | 0 | 0 | 0 | 1 | 5.0 | 4 |
| 7.00 | 1 | 3 | 0 | 5 | 27.0 | 21 | May | 7.00 | 1 | 3 | 0 | 5 | 27.0 | 21 |
| 3.13 | 2 | 1 | 0 | 4 | 23.0 | 8 | June | 3.13 | 2 | 1 | 0 | 4 | 23.0 | 8 |
| 3.13 | 0 | 1 | 0 | 5 | 31.2 | 11 | July | 3.13 | 0 | 1 | 0 | 5 | 31.2 | 11 |
| 3.97 | 2 | 4 | 0 | 6 | 34.0 | 15 | August | 3.97 | 2 | 4 | 0 | 6 | 34.0 | 15 |
| 0.50 | 1 | 0 | 0 | 3 | 18.0 | 1 | September | 0.50 | 1 | 0 | 0 | 3 | 18.0 | 1 |
| 3.00 | 1 | 0 | 0 | 1 | 6.0 | 2 | October | 3.00 | 1 | 0 | 0 | 1 | 6.0 | 2 |

PITCHING BREAKDOWN

| 2016 | | CAREER | | | | | | | | | | | | |
|------|---|--------|---|----|-------|----|-------------|------|---|---|---|----|-------|----|
| ERA | W | L | S | G | IP | ER | by CATEGORY | ERA | W | L | S | G | IP | ER |
| 3.02 | 5 | 3 | 0 | 14 | 83.1 | 28 | Home | 3.02 | 5 | 3 | 0 | 14 | 83.1 | 28 |
| 4.99 | 2 | 6 | 0 | 11 | 61.1 | 34 | Away | 4.99 | 2 | 6 | 0 | 11 | 61.1 | 34 |
| 3.46 | 2 | 2 | 0 | 7 | 41.2 | 16 | Day | 3.46 | 2 | 2 | 0 | 7 | 41.2 | 16 |
| 4.02 | 5 | 7 | 0 | 18 | 103.0 | 46 | Night | 4.02 | 5 | 7 | 0 | 18 | 103.0 | 46 |
| 5.24 | 3 | 5 | 0 | 12 | 67.0 | 39 | Pre-ASG | 5.24 | 3 | 5 | 0 | 12 | 67.0 | 39 |
| 2.67 | 4 | 4 | 0 | 13 | 77.2 | 23 | Post-ASG | 2.67 | 4 | 4 | 0 | 13 | 77.2 | 23 |
| 3.87 | 7 | 9 | 0 | 24 | 139.2 | 60 | Starter | 3.87 | 7 | 9 | 0 | 24 | 139.2 | 60 |
| 3.60 | 0 | 0 | 0 | 1 | 5.0 | 2 | Reliever | 3.60 | 0 | 0 | 0 | 1 | 5.0 | 2 |

BALLPARK BREAKDOWN

| | ERA | W | L | S | G | IP | ER |
|----------------------|-------|---|---|---|----|------|----|
| Angel Stadium | 3.55 | 0 | 1 | 0 | 2 | 12.2 | 5 |
| Fenway Park | 27.00 | 0 | 1 | 0 | 1 | 2.2 | 8 |
| Globe Life Arlington | 5.68 | 0 | 1 | 0 | 2 | 12.2 | 8 |
| Kauffman Stadium | 0.00 | 1 | 0 | 0 | 1 | 5.0 | 0 |
| Miller Park | 6.43 | 0 | 1 | 0 | 1 | 7.0 | 5 |
| Minute Maid Park | 0.00 | 0 | 1 | 0 | 2 | 10.1 | 0 |
| Oakland Coliseum | 3.02 | 5 | 3 | 0 | 14 | 83.1 | 28 |
| Safeco Field | 3.00 | 1 | 0 | 0 | 1 | 6.0 | 2 |
| Target Field | 10.80 | 0 | 1 | 0 | 1 | 5.0 | 6 |

FIELDING STATISTICS

| Pitcher | | | | | | | |
|---------------|-------------|-----------|----------|-----------|----------|-----------|----------|
| Year | Pct. | G | PO | A | E | TC | DP |
| 2016 | .944 | 25 | 5 | 12 | 1 | 18 | 0 |
| Totals | .944 | 25 | 5 | 12 | 1 | 18 | 0 |


MANAEA'S CAREER BESTS

Low Hit Complete Game: None
Innings Pitched: 8.0, July 22, 2016 vs. Tampa Bay
Strikeouts: 9, July 27, 2016 at Texas
Pitches: 106, July 10, 2016 at Houston
Longest Winning Streak: 2, September 14, 2016 to present
Longest Losing Streak: 3, July 5 to August 7, 2016
Longest Scoreless Streak: 15.1, August 29 to September 26, 2016

MANAEA'S 2016 STARTS

| Date | Opponent | Score | Dec | ERA* | IP | H | R | ER | BB | SO | HR | #PIT |
|----------|---------------------|----------|-----|-------|-----|----|---|----|----|----|----|------|
| April 29 | Houston | 7-4 | - | 7.20 | 5.0 | 4 | 4 | 4 | 4 | 3 | 1 | 87 |
| May 4 | Seattle | 8-9 | - | 7.20 | 5.0 | 7 | 4 | 4 | 1 | 6 | 1 | 75 |
| May 10 | at Boston | 5-13 | L | 11.37 | 2.2 | 10 | 8 | 8 | 0 | 1 | 2 | 41 |
| May 16 | Texas | 3-1 | W | 7.91 | 6.2 | 4 | 1 | 1 | 1 | 3 | 0 | 95 |
| May 21 | New York (AL) | 1-5 | L | 7.62 | 6.2 | 6 | 5 | 5 | 2 | 4 | 0 | 95 |
| May 27 | Detroit | 1-4 | L | 7.03 | 6.0 | 9 | 3 | 3 | 2 | 4 | 1 | 93 |
| June 1 | Minnesota | 5-1 | W | 6.16 | 6.0 | 5 | 1 | 1 | 3 | 8 | 0 | 87 |
| June 7 | at Milwaukee | 4-5 | L | 6.20 | 7.0 | 6 | 5 | 5 | 2 | 6 | 2 | 97 |
| June 13 | Texas | 14-5 | - | 6.02 | 4.1 | 4 | 2 | 2 | 1 | 5 | 1 | 86 |
| June 29 | San Francisco | 7-1 | W | 5.40 | 5.2 | 6 | 0 | 0 | 1 | 4 | 0 | 83 |
| July 5 | at Minnesota | 4-11 | L | 5.85 | 5.0 | 7 | 6 | 6 | 3 | 5 | 2 | 88 |
| July 10 | at Houston | 1-2 (10) | - | 5.24 | 7.0 | 5 | 0 | 0 | 0 | 6 | 0 | 106 |
| July 22 | Tampa Bay | 1-0 (13) | - | 4.61 | 8.0 | 5 | 0 | 0 | 0 | 7 | 0 | 103 |
| July 27 | at Texas | 6-4 | - | 4.57 | 6.2 | 11 | 3 | 3 | 0 | 9 | 1 | 96 |
| Aug. 2 | at Los Angeles (AL) | 4-5 | L | 4.68 | 5.2 | 6 | 5 | 4 | 3 | 4 | 2 | 93 |
| Aug. 7 | Chicago (NL) | 1-3 | L | 4.58 | 6.0 | 6 | 2 | 2 | 2 | 4 | 2 | 105 |
| Aug. 12 | Seattle | 6-3 | W | 4.57 | 6.0 | 3 | 3 | 3 | 3 | 4 | 1 | 75 |
| Aug. 17 | at Texas | 2-6 | L | 4.73 | 6.0 | 9 | 5 | 5 | 0 | 5 | 1 | 104 |
| Aug. 23 | Cleveland | 9-1 | W | 4.53 | 7.0 | 3 | 1 | 1 | 2 | 8 | 1 | 104 |
| Aug. 29 | at Houston | 0-6 | L | 4.40 | 3.1 | 1 | 2 | 0 | 2 | 4 | 0 | 61 |
| Sept. 14 | at Kansas City | 8-0 | W | 4.23 | 5.0 | 3 | 0 | 0 | 1 | 5 | 0 | 67 |
| Sept. 20 | Houston | 1-2 (10) | - | 4.03 | 6.0 | 3 | 0 | 0 | 2 | 7 | 0 | 85 |
| Sept. 26 | at Los Angeles (AL) | 1-2 | - | 3.89 | 7.0 | 4 | 1 | 1 | 1 | 3 | 1 | 86 |
| Oct. 2 | at Seattle | 3-2 | W | 3.86 | 6.0 | 5 | 2 | 2 | 1 | 5 | 0 | 88 |

*indicates overall ERA



INFIELDER

Height/Weight: 5-11 / 190 **Bats/Throws:** Right / Right

Birthdate: December 22, 1994 **Opening Day Age:** 22

Birthplace/Resides: Detroit, Michigan / Brandon, Florida

Major League Service: None

Obtained: Selected in the 1st round (20th selection overall) of the 2015 First-Year Player Draft

Contract Status: First year of a one-year contract through 2017.

NON-ROSTER INVITEE

CAREER HIGHLIGHTS

Was the A's first round selection in the 2015 First-Year Player Draft out of the University of Florida and is a .236 hitter with five home runs and 54 RBI in 142 games over two professional seasons...also has 21 stolen bases...has appeared exclusively at shortstop on defense (133 games)...spent most of the 2016 season at Single-A Stockton but was promoted to Double-A Midland in September and helped the RockHounds to the Texas League Championship...made his professional debut at Vermont of the Short Season New York-Penn League in 2015...was rated as the A's fifth best prospect by *Baseball America* following the 2015 season and was number nine after 2016.

2016 HIGHLIGHTS

Spent most of his second professional season at Single-A Stockton where he batted .230 with three home runs and 31 RBI in 86 games...was promoted to Double-A Midland in September and went 5-for-15 (.333) with seven RBI in five regular season games with the RockHounds...combined to hit .235 in 91 games overall...was hit by a pitch 10 times and drew 39 walks for a .327 on-base percentage...stole 14 bases, which tied for eighth in the A's farm system...his .230 batting average at Stockton was fourth lowest in the California League...missed the first six weeks of the season after undergoing surgery for a torn meniscus on his left knee...hit .251 (63-for-251) with all three of his home runs against right-handed pitching compared to .192 (30-for-156) against left-handers...batted just .196 in 40 games at home with Stockton and went 0-for-3 in his lone home game with Midland...all three of his home runs came on the road...two came with runners on base...hit .211 with runners in scoring position at Stockton but went 5-for-6 (.833) in that situation with Midland for a .256 average with RISP overall...appeared exclusively at shortstop on defense where he played in 87 games and made 86 starts...committed 19 errors for a .948 fielding percentage...also went 2-for-12 (.167) in four games at designated hitter, all with Stockton...hit in every spot in the order except third through fifth and saw his most action with 31 games batting second...also hit .279 with a .362 on-base percentage in 27 games batting leadoff...was rated as the A's No. 9 prospect by *Baseball America* following the season.

MINORS: Joined Stockton May 23 following rehab from his knee surgery and went 8-for-21 (.381) over his first six games...hit his first home run of the season in his second game on May 25 at Lancaster...would not hit his second until Aug. 11 for a 65-game homerless streak...went 12-for-64 (.188) over a 15-game stretch from June 2 to 18...then had a season-high four hits June 19 at High Desert to boost his average from .235 to .267...a 7-for-40 (.175) streak from June 23 to July 3 dropped it back down to .238...hit .058 (3-for-52) over a 15-game stretch from July 19 to Aug. 3 to drop his average to a season-low .195...batted .144 in 28 games in July but rebounded to hit .292 with two of his three home runs and 13 of his 31 RBI in 28 contests in August...had a grand slam and his first of two five RBI games on Aug. 11 at Modesto...had 17 of his 31 RBI over his final 24 games...was batting .207 over his first 74 games through Aug. 17...then had a season-best 10-game hitting streak from Aug. 18 to 28...went 17-for-42 (.405) during the streak to boost his average 26 points to .233...had a pair of two-double games on Aug. 18 at Visalia and Aug. 21 against Bakersfield...was transferred to Midland Sept. 2 and went 0-for-3 with two walks while committing four errors in his Double-A debut that day against San Antonio...had all five of his hits and all seven of his RBI with the RockHounds in consecutive games on Sept. 3 and 4 at Frisco...went 2-for-5 with a double, triple and a season-high tying five RBI on the 3rd...then hit .320 (8-for-25) with a home run, five RBI and three walks in eight postseason games for Midland to help the RockHounds to their third consecutive Texas League Championship.

CAREER

2015—Made his professional debut with Short Season Vermont and hit .237 with two home runs and 16 RBI in 51 games...added 25 walks and was hit by a pitch nine times for a .353 on-base percentage... tied for sixth in the New York-Penn League in triples (4) and hit by pitches...hit .302 with both of his home runs against left-handed pitching compared to .218 against right-handers...drew 24 of his 25 walks against righties...batted .256 with both of his home runs and 13 of his 16 RBI in 35 games before the All-Star break, .197 in 16 games after the break...had a .216 batting average with runners in scoring position, including .138 with RISP and two outs...had seven stolen bases but was also caught stealing seven times...appeared exclusively at shortstop on defense where he committed 12 errors in 46 games for a .948 fielding percentage...also went 7-for-19 (.368) in four games as the designated hitter...batted second 39 times, leadoff 10 times and third once...went 2-for-4 with a walk and RBI in his professional debut July 2 at Tri City...hit his first home run the next day against the Valley Cats...began his career with four consecutive multiple hit games (10-for-19, .526), including back-to-back three hit games July 4 and 5 at Connecticut...hit his second home run on the 12th but would not homer over his final 41 games...matched his season-high with three hits July 16 at Tri City to boost his average to .316...then went 4-for-33 (.121) over his next nine games to fall to .244...stole a season-high three bases Aug. 7 against Brooklyn...had a 0-for-20 streak from Aug. 16 to 24...was rated as the A's fifth best prospect by *Baseball America* following the season.

PERSONAL/MISCELLANEOUS

Richard Allen Martin, Jr. was originally signed by A's scout Trevor Schaffer...graduated from Bloomingdale High School in North Carolina...attended Florida where he hit .284 in 177 career games...was a two-time SEC Academic Honor Roll selection.


LIFETIME PLAYING RECORD

| Year | Club | AVG. | G | AB | R | H | 2B | 3B | HR | RBI | SH | SF | HP | BB | SO | SB | CS | SLG | OBP | E |
|----------------------------|----------|-------------|------------|------------|-----------|------------|-----------|----------|----------|-----------|----------|----------|-----------|-----------|------------|-----------|-----------|-------------|-------------|-----------|
| 2015 | Vermont | .237 | 51 | 190 | 31 | 45 | 6 | 4 | 2 | 16 | 2 | 0 | 9 | 25 | 47 | 7 | 7 | .342 | .353 | 12 |
| 2016 | Stockton | .230 | 86 | 330 | 46 | 76 | 14 | 2 | 3 | 31 | 3 | 3 | 10 | 36 | 73 | 12 | 8 | .312 | .322 | 14 |
| | Midland | .333 | 5 | 15 | 1 | 5 | 1 | 1 | 0 | 7 | 0 | 0 | 0 | 3 | 2 | 2 | 1 | .533 | .444 | 5 |
| Minor League Totals | | .236 | 142 | 535 | 78 | 126 | 21 | 7 | 5 | 54 | 5 | 3 | 19 | 64 | 122 | 21 | 16 | .329 | .337 | 31 |

CAREER TRANSACTIONS

2012 — Selected by the Seattle Mariners organization in the 38th round of the First-Year Player draft; did not sign.

2015 — Selected by the Oakland Athletics organization in the 1st round (20th selection overall) of the First-Year Player draft.

**CATCHER****Height/Weight:** 6-1 / 251**Bats/Throws:** Left / Right**Birthdate:** December 20, 1990**Opening Day Age:** 26**Birthplace/Resides:** Weisbaden, Germany / Harvest, Alabama**Major League Service:** 72 days**Obtained:** Selected in the 2nd round of the 2012 First-Year Player Draft**Contract Status:** First year of a one-year contract through 2017.**CAREER HIGHLIGHTS**

Made his Triple-A and Major League debut in 2016...batted .283 with a home run and 14 RBI in 33 games with the A's...has a .266 (407-for-1529) average with 25 home runs and 201 RBI in 431 games in five seasons in the minors...has appeared exclusively at catcher on defense (364 games) and has tossed out 136-of-475 (28.6%) attempted base stealers in the minors...was rated as the A's No. 10 prospect by *Baseball America* following the 2016 season...named to the California League Midseason All-Star team at Stockton in 2014 and the Midwest League Midseason All-Star team at Beloit in 2013...played in the Arizona Fall League following the 2013 season...was the A's second round pick in the 2012 draft.

2016 HIGHLIGHTS

Made his Triple-A and Major League debut in 2016...was batting .321 with a career-high 10 home runs and 41 RBI in 60 games with Nashville when he was promoted to Oakland on July 23...went on to bat .283 with a home run and 14 RBI in 33 games with the A's...hit .125 over his first 13 games through Sept. 2 but batted .367 over his final 20 contests...had no RBI over his first nine games, 14 over his final 24 contests...batted .306 (22-for-72) with all 14 of his RBI, all eight of his walks and seven of his eight extra base hits against right-handed pitching...went 4-for-19 (.211) with a double against lefties...had an .815 OPS against righties, .450 against lefties...hit .353 with runners on base, .241 with the bases empty...batted .333 with runners in scoring position after hitting .426 with RISP at Nashville...hit .339 at night, .194 during the day...appeared in 29 games (25 starts) at catcher and committed just one error for a .995 fielding percentage...however, opponents were successful in each of their eight stolen base attempts off him...tossed out 30-of-77 (39.0%) attempted base stealers at Nashville...went 4-for-10 (.400) in three games (two starts) at designated hitter...hit .250 against a pitcher the first time he saw him in a game, .344 after that...made his Major League debut July 23 against Tampa Bay when he grounded out as a pinch hitter...went 0-for-4 in his first start the next day against the Rays...recorded his first ML hit in his third game on July 30 at Cleveland, a single off Josh Tomlin in the fifth inning...played in just two games over a 14-game stretch from Aug. 6 to 20...hit .136 in eight games in August but then batted .385 in 19 games in September...had a career-high seven-game hitting streak from Sept. 3 to 17...went 12-for-27 (.444) with seven RBI and four multiple hit games during the streak...the multiple hit games were the first of his career...had his first career three-hit game Sept. 9 against Seattle...hit his first big league home run Sept. 19 against Houston, a solo shot off Brad Peacock in the second inning...drilled his first career triple Sept. 28 at Los Angeles (AL)...it was his second as a professional (June 23, 2014 with Stockton)...was rated as the A's No. 10 prospect by *Baseball America* following the season.

MINORS: Hit .321 in 60 games with Nashville after batting .277 or lower in each of his first four seasons...added 24 walks for a .393 on-base percentage...slugged .539 and had a .932 OPS...hit .327 (51-for-156) with all 10 of his home runs against right-handers, .297 (11-for-37) against lefties...slugged .590 against righties, .324 against lefties...improved his average each month with the Sounds as he batted .220 in April, .275 in May, .313 in June and .467 in July...had three home runs and 22 RBI in 46 games in the first three months compared to seven home runs and 19 RBI in 14 games in July...batted .264 with the bases empty, .391 with runners on...hit .364 with seven of his 10 home runs on the road, .277 at home...had a .222 batting average leading off an inning...made all 60 of his appearances at catcher and committed five errors for a .990 fielding percentage...saw most of his action with 54 games batting ninth...also hit eighth four times and second and seventh once each...was batting .220 with no home runs and 11 RBI in 19 games when he was placed on the disabled list May 9 with a strained right shoulder...was reinstated May 18 and hit .366 with 10 home runs and 30 RBI in 41 games following

his return...drew a season-high three walks May 21 against Sacramento...connected for his first home run of the season June 2 against Round Rock after going homerless over his first 27 contests...hit safely in each of his final eight games with Nashville from July 8 to 20...went 18-for-28 (.643) with 11 runs scored, three doubles, five home runs, 16 RBI and five multiple hit games during the streak...collected four hits in five at bats on July 14 at El Paso...two days later, he was a perfect 5-for-5 with four runs scored, two home runs and six RBI against the Chihuahuas...went 11-for-17 (.647) with seven runs, four home runs and 10 RBI in the four-game series against El Paso to earn Pacific Coast League Player of the Week honors for the week of July 11-17.

CAREER

2015—Spent the entire season at Double-A Midland where he batted .243 with two home runs and 48 RBI in 96 games...hit .246 against right-handed pitching compared to .232 against left-handers...had a .167 batting average with the bases empty, .313 with both of his home runs with runners on base...hit .312 with runners in scoring position...was 8-for-15 (.533) with a double, home run, four walks and 20 RBI with the bases loaded...committed just two errors in 78 games at catcher and led Texas League catchers with a .997 fielding percentage...tossed out 19-of-86 (22.1%) attempted base stealers, which ranked fourth in the TL...also hit .227 in 18 games as the designated hitter and was 0-for-1 as a pinch hitter...had a .387 batting average in the ninth inning...hit .261 in 86 night games, .086 in 10 games during the day...batted .108 when leading off an inning...hit in each of the bottom five spots in the order, including 46 games batting eighth...went 0-for-2 but walked a season-high three times in his first game April 9 against Northwest Arkansas...went 5-for-28 (.179) over his first nine games, with three of the hits coming April 16 at Northwest Arkansas...it was his first of five three-hit games and all five came on the road...then hit safely in eight of his next nine contests from April 21 to May 1 (12-for-35, .343) to boost his average to .270...went 0-for-17 over a six-game stretch from May 2 to 7 to fall to .213 but a 14-for-38 (.368) surge from May 9 to 27 lifted his average to .263...hit his first home run of the season, a grand slam, May 25 at Corpus Christi...had a season-high four RBI in that contest...had 14 RBI in 21 games in July, which was his best single-month total...hit safely in a season-best six consecutive games from Aug. 5 to 12...went 11-for-27 (.407) with three doubles, a home run and six RBI during the streak...committed his first error of the season Aug. 18 at Springfield, snapping a season-opening 67-game errorless streak behind the plate...it was his first error since June 7, 2014 with Stockton, ending a 118-game errorless streak as a catcher overall...batted .280 in 20 games in August, which was his best single-month average...hit .250 with three walks and a RBI in four postseason games as Midland won their second consecutive Texas League championship.

2014—Spent most of the season at Single-A Stockton where he batted .273 with six home runs and 35 RBI in 79 games...was promoted to Double-A Midland July 22 and hit .141 with two RBI in 25 games with the RockHounds...combined for a .243 batting average in 104 games overall...had minor league career highs in triples (1), walks (50) and strikeouts (90) and matched his high in games and at bats (374)...was named to the California League Midseason All-Star team...batted .304 with four home runs against left-handed pitching compared to .213 with two home runs against right-handers...played exclusively at catcher on defense where he committed eight errors in 102 games for a .992 fielding percentage...tossed out 48-of-129 (37.2%) attempted base stealers...including 36-of-91 (39.6%) with Stockton, which was the second best percentage in the Cal League...hit in every spot in the order except first and fourth and saw his most action with 44 games batting sixth and 22 hitting third...had back-to-back three hit games April 10 and 11 against Visalia (6-for-10, .600)...had a season-best 11-game hitting streak from April 18 to May 1...went 17-for-49 (.347) with a home run and six RBI during the streak...hit .333 with three home runs and 11 RBI in April, all of which were his best single month figures in 2014...committed his eighth and final error of the season June 7 against High Desert...finished the season with a 51-game errorless streak behind the plate...was the starting catcher for the California League All-Stars in the June 17 game against the Carolina League All-Stars at Wilmington and went 0-for-2...batted .284 with 13 walks and a .407 on-base percentage in 19 games in June...was transferred to Midland July 22...went 0-for-2 in one postseason game for the Texas League Champion RockHounds.

2013—Split his first full professional season between the A's two Single-A affiliates at Beloit and Stockton...combined to hit .275 with seven home runs and 49 RBI in 104 games...batted .282 against right-handed pitching compared to .253 against left-handers...hit six of his seven home runs against right-handers...appeared exclusively at catcher on defense (83 games)...tossed out 19-of-122 (15.6%) attempted base stealers...hit in every spot in the order except the leadoff spot...saw his most action with

44 games batting third...began the season at Beloit, hitting .286 with two home runs and 28 RBI in 57 games...batted .311 on the road, .317 at night and .325 when leading off an inning...hit .343 with a home run and seven RBI over his first nine games through April 14...hit .365 in 22 games in May...began the month by going 4-for-4 with a walk and two doubles May 1 at Great Lakes...matched his season high in hits (4) and doubles (2) May 6 at Lansing...named to the Midwest League Midseason All-Star team...started for the West All-Stars in the game at Dayton June 18 and went 0-for-3...was transferred to Stockton June 25...hit .263 with five home runs and 21 RBI in 47 games with the Ports...was hitting .286 with Stockton over his first 14 games through July 13...then went 16-for-74 (.216) over his next 19 contests from July 14 to Aug. 11...finished the season by batting .308 with three home runs and 13 RBI over his final 14 games...following the season, he was added to the Mesa roster in the Arizona Fall League as a late replacement for David Freitas...went 0-for-4 in one game.

2012—Began his professional career with the A's affiliate in the Arizona Rookie League and went 11-for-21 (.524) in six games before he was promoted to Short-Season Vermont June 28...hit .254 with no home runs and 22 RBI in 61 games with the Lake Monsters...combined for a .277 batting average in 67 games overall...hit .280 with 23 of his 26 RBI and 27 of his 31 walks against right-handed pitching compared to .267 against left-handers...batted .364 with runners in scoring position...appeared exclusively at catcher on defense (41 games)...tossed out 20-of-61 (32.8%) attempted base stealers...caught 38 games with Vermont and led New York-Penn League catchers in total chances (380), putouts (332) and passed balls (18)...began his career with four straight multiple hit games (11-for-16, .688)...had a season-high four hits June 22 against the Brewers.

PERSONAL/MISCELLANEOUS

Bruce Tyrone Maxwell III was originally signed by A's scout Kelcey Mucker...was drafted with the Minnesota Twins second round pick in the 2012 draft as compensation for Josh Willingham...is the first player in Athletics history born in Germany...the A's had two players born in West Germany (Glenn Hubbard, Mike Blowers)...played for Germany in the World Baseball Classic qualifier during the spring of 2016...attended Birmingham Southern College...was named 2012 American Baseball Coaches Association/Rawlings National Player of the Year...led the conference with a .471 batting average, 15 home runs, 25 doubles, 56 runs scored, 59 walks, a .928 slugging percentage and .619 on-base percentage.

LIFETIME PLAYING RECORD

| Year | Club | AVG. | G | AB | R | H | 2B | 3B | HR | RBI | SH | SF | HP | BB | SO | SB | CS | SLG | OBP | E |
|----------------------------|-----------|-------------|------------|-------------|------------|------------|-----------|----------|-----------|------------|----------|-----------|----------|------------|------------|----------|----------|-------------|-------------|-----------|
| 2012 | AZL A's | .524 | 6 | 21 | 8 | 11 | 4 | 0 | 0 | 4 | 0 | 0 | 0 | 5 | 3 | 0 | 0 | .714 | .615 | 0 |
| | Vermont | .254 | 61 | 228 | 22 | 58 | 14 | 0 | 0 | 22 | 1 | 1 | 0 | 26 | 35 | 1 | 0 | .316 | .329 | 6 |
| 2013 | Beloit | .286 | 57 | 199 | 25 | 57 | 14 | 0 | 2 | 28 | 3 | 2 | 0 | 24 | 29 | 0 | 0 | .387 | .360 | 2 |
| | Stockton | .263 | 47 | 175 | 19 | 46 | 8 | 0 | 5 | 21 | 0 | 2 | 1 | 19 | 34 | 0 | 0 | .394 | .335 | 3 |
| 2014 | Stockton | .273 | 79 | 289 | 33 | 79 | 11 | 1 | 6 | 35 | 0 | 2 | 2 | 41 | 58 | 0 | 1 | .381 | .365 | 8 |
| | Midland | .141 | 25 | 85 | 8 | 12 | 3 | 0 | 0 | 2 | 0 | 0 | 0 | 9 | 32 | 0 | 1 | .176 | .223 | 0 |
| 2015 | Midland | .243 | 96 | 338 | 32 | 82 | 16 | 0 | 2 | 48 | 1 | 2 | 1 | 39 | 54 | 0 | 1 | .308 | .321 | 2 |
| 2016 | Nashville | .321 | 60 | 193 | 27 | 62 | 12 | 0 | 10 | 41 | 0 | 2 | 0 | 24 | 38 | 1 | 0 | .539 | .393 | 5 |
| | OAKLAND | .283 | 33 | 92 | 8 | 26 | 6 | 1 | 1 | 14 | 0 | 1 | 0 | 8 | 24 | 0 | 0 | .403 | .337 | 1 |
| ML Totals | | .283 | 33 | 92 | 8 | 26 | 6 | 1 | 1 | 14 | 0 | 1 | 0 | 8 | 24 | 0 | 0 | .402 | .337 | 1 |
| Minor League Totals | | .266 | 431 | 1529 | 174 | 407 | 82 | 1 | 25 | 201 | 5 | 11 | 4 | 187 | 283 | 2 | 3 | .370 | .345 | 26 |

CAREER TRANSACTIONS

2012 — Selected by the Oakland Athletics organization in the 2nd round of the First-Year Player draft.

VS. THE AMERICAN LEAGUE

| 2016 | | | | | CAREER | | | | | |
|------|----|---|----|-----|-------------|------|----|---|----|-----|
| AVG. | AB | H | HR | RBI | vs. TEAM | AVG. | AB | H | HR | RBI |
| .000 | 3 | 0 | 0 | 0 | Baltimore | .000 | 3 | 0 | 0 | 0 |
| .250 | 4 | 1 | 0 | 1 | Boston | .250 | 4 | 1 | 0 | 1 |
| .000 | 3 | 0 | 0 | 0 | Chicago | .000 | 3 | 0 | 0 | 0 |
| .250 | 8 | 2 | 0 | 2 | Cleveland | .250 | 8 | 2 | 0 | 2 |
| — | 0 | 0 | 0 | 0 | Detroit | — | 0 | 0 | 0 | 0 |
| .200 | 10 | 2 | 1 | 3 | Houston | .200 | 10 | 2 | 1 | 3 |
| .333 | 9 | 3 | 0 | 1 | Kansas City | .333 | 9 | 3 | 0 | 1 |
| .273 | 11 | 3 | 0 | 2 | Los Angeles | .273 | 11 | 3 | 0 | 2 |
| — | 0 | 0 | 0 | 0 | Minnesota | — | 0 | 0 | 0 | 0 |
| — | 0 | 0 | 0 | 0 | New York | — | 0 | 0 | 0 | 0 |
| — | 0 | 0 | 0 | 0 | Oakland | — | 0 | 0 | 0 | 0 |
| .364 | 22 | 8 | 0 | 2 | Seattle | .364 | 22 | 8 | 0 | 2 |
| .000 | 5 | 0 | 0 | 0 | Tampa Bay | .000 | 5 | 0 | 0 | 0 |
| .417 | 12 | 5 | 0 | 3 | Texas | .417 | 12 | 5 | 0 | 3 |
| — | 0 | 0 | 0 | 0 | Toronto | — | 0 | 0 | 0 | 0 |

VS. THE NATIONAL LEAGUE

| 2016 | | | | | CAREER | | | | | |
|------|----|---|----|-----|-----------|------|----|---|----|-----|
| AVG. | AB | H | HR | RBI | vs. TEAM | AVG. | AB | H | HR | RBI |
| .333 | 3 | 1 | 0 | 0 | Chicago | .333 | 3 | 1 | 0 | 0 |
| .500 | 2 | 1 | 0 | 0 | St. Louis | .500 | 2 | 1 | 0 | 0 |

MONTHLY BREAKDOWN

| 2016 | | | | | CAREER | | | | | |
|------|----|----|----|-----|-----------|------|----|----|----|-----|
| AVG. | AB | H | HR | RBI | by MONTH | AVG. | AB | H | HR | RBI |
| .111 | 9 | 1 | 0 | 0 | July | .111 | 9 | 1 | 0 | 0 |
| .136 | 22 | 3 | 0 | 3 | August | .136 | 22 | 3 | 0 | 3 |
| .385 | 52 | 20 | 1 | 11 | September | .385 | 52 | 20 | 1 | 11 |
| .222 | 9 | 2 | 0 | 0 | October | .222 | 9 | 2 | 0 | 0 |

BATTING BREAKDOWN

| 2016 | | | | | CAREER | | | | | |
|------|----|----|----|-----|-------------------|------|----|----|----|-----|
| AVG. | AB | H | HR | RBI | by CATEGORY | AVG. | AB | H | HR | RBI |
| .304 | 46 | 14 | 1 | 9 | Home | .304 | 46 | 14 | 1 | 9 |
| .261 | 46 | 12 | 0 | 5 | Away | .261 | 46 | 12 | 0 | 5 |
| .194 | 36 | 7 | 0 | 5 | Day | .194 | 36 | 7 | 0 | 5 |
| .339 | 56 | 19 | 1 | 9 | Night | .339 | 56 | 19 | 1 | 9 |
| — | 0 | 0 | 0 | 0 | Pre-ASG | — | 0 | 0 | 0 | 0 |
| .283 | 92 | 26 | 1 | 14 | Post-ASG | .283 | 92 | 26 | 1 | 14 |
| .200 | 20 | 4 | 0 | 0 | vs. LHP | .200 | 20 | 4 | 0 | 0 |
| .306 | 72 | 22 | 1 | 14 | vs. RHP | .306 | 72 | 22 | 1 | 14 |
| .333 | 24 | 8 | 0 | 11 | RISP | .333 | 24 | 8 | 0 | 11 |
| .333 | 3 | 1 | 0 | 2 | Bases Loaded | .333 | 3 | 1 | 0 | 2 |
| .250 | 4 | 1 | 0 | 1 | Pinch Hitter | .250 | 4 | 1 | 0 | 1 |
| .400 | 10 | 4 | 0 | 0 | Designated Hitter | .400 | 10 | 4 | 0 | 0 |

BALLPARK BREAKDOWN

| | AVG. | AB | H | HR | RBI |
|----------------------|------|----|----|----|-----|
| Angel Stadium | .250 | 8 | 2 | 0 | 0 |
| Busch Stadium | .500 | 2 | 1 | 0 | 0 |
| Globe Life Arlington | .333 | 6 | 2 | 0 | 2 |
| Kauffman Stadium | .333 | 9 | 3 | 0 | 1 |
| Minute Maid Park | .000 | 2 | 0 | 0 | 1 |
| Oakland Coliseum | .304 | 46 | 14 | 1 | 9 |
| Progressive Field | .250 | 4 | 1 | 0 | 0 |
| Safeco Field | .250 | 12 | 3 | 0 | 1 |
| U.S. Cellular Field | .000 | 3 | 0 | 0 | 0 |

FIELDING STATISTICS

Catcher

| YEAR | PCT. | G | PO | A | E | TC | DP | PB |
|---------------|-------------|-----------|------------|----------|----------|------------|----------|----------|
| 2016 | .995 | 29 | 178 | 9 | 1 | 188 | 1 | 0 |
| Totals | .995 | 29 | 178 | 9 | 1 | 188 | 1 | 0 |

MAXWELL'S CAREER BESTS

Hits: 3 (twice), last: September 9, 2016 vs. Seattle
Home Runs: 1, September 19, 2016 vs. Houston
Runs Batted In: 2 (three times), last: September 17, 2016 at Texas
Stolen Bases: None
Hitting Streak: 7, September 3-17, 2016
Hitless Streak (At Bats): 13, August 5-23, 2016
Game Ending RBI: None
Grand Slams: None
Pinch-Hit Home Runs: None
Inside-The-Park Home Runs: None
Lead Off Home Runs: None

**CATCHER****Height/Weight:** 6-2 / 215**Bats/Throws:** Right / Right**Birthdate:** May 23, 1985**Opening Day Age:** 31**Birthplace/Resides:** Bethlehem, Pennsylvania / Bethlehem, Pennsylvania**Major League Service:** 1 year, 10 days**Obtained:** Signed to a minor league contract, December 24, 2015**Contract Status:** First year of a one-year contract through 2017**NON-ROSTER INVITEE****CAREER HIGHLIGHTS**

Has spent parts of four seasons in the majors with Colorado (2012, 2014-15) and Oakland (2016) and is a .201 career hitter with four home runs and 19 RBI in 73 games...began his professional career in the Cleveland organization and spent 5½ seasons in the Indians farm system before he was dealt to the Rockies as part of the Ubaldo Jimenez trade at the 2011 trading deadline...is a .297 (1035-for-3481) hitter with 120 home runs and 602 RBI in 921 career minor league games in 11 professional seasons...has appeared in 215 games at catcher, 214 at first base, 186 in right field and 114 in left field...made his Major League debut with Colorado in 2012 after playing 653 career minor league games...played in the Arizona Fall League in 2009.

2016 HIGHLIGHTS

Batted .209 with three doubles and two RBI in 20 games over four stints with the A's...hit .269 (7-for-26) with all three of his doubles and both of his RBI against left-handed pitching compared to .118 (2-for-17) against right-handers...his career splits are .241 (20-for-83) against left-handers, .171 (19-for-111) against righties...was 1-for-8 (.125) with runners in scoring position...batted .250 at night, .133 during the day...hit .172 off a pitcher the first time he saw him in a game, .286 after that...started 11 games at first base and one at designated hitter...appeared in 16 games overall behind the plate and one each at first base and in right field...did not commit an error but opponents were successful in all eight of their stolen base attempts off him...did not play during his first stint with the A's as he was selected from Triple-A Nashville April 27 and optioned back two days later...returned for a second time May 13 and went 4-for-18 (.222) in eight games before he was optioned to the Sounds May 27...made his A's debut May 14 at Tampa Bay and went 1-for-3 in a start at catcher...it was his Major League debut behind the plate...matched his career high with two hits May 17 against Texas...batted .238 (5-for-21) during his third stint from July 3 to 25...hit safely in consecutive games for the only time July 23-25 (3-for-6, .500)...had another two hit game July 25 at Texas and that would be his final start of the season...returned for the final time Sept. 2 when roster expanded and spent the remainder of the season with Oakland...appeared in just five games and went 0-for-4.

MINORS: Spent the balance of the season with Nashville where he batted .267 with seven home runs and 30 RBI in 70 games...it marked the first time he hit under .300 as a minor leaguer since 2011...batted .311 (23-for-74) against left-handed pitching, .249 (43-for-173) against right-handers...hit .336 with five of his seven home runs and 20 of his 30 RBI on the road, .209 at home...slugged five of his seven home runs with runners on base...had a .321 batting average during the day...batted .176 when leading off an inning and .172 with runners in scoring position and two outs...appeared in 46 games at catcher, 12 in right field, nine in left field and one at first base...committed just one error and it came at catcher...had a .998 fielding percentage as a catcher and tossed out 13-for-56 (23.2%) attempted base stealers...hit in every spot in the order except first, third and fourth and saw his most action with 21 games in the six spot...was batting .188 with a home run and two RBI in 11 games when the A's called for the first time April 27...was sent back to Nashville April 29 and went 5-for-33 (.152) with one RBI in 10 games before he was promoted to Oakland again on May 13...returned May 28 and hit safely in each of his first eight games, giving him a nine-game minor league hitting streak overall...went 14-for-36 (.389) with 12 runs scored during the streak...was a perfect 4-for-4 with a hit by pitch and four runs scored June 7 at Omaha...reached base safely in 24 consecutive games from June 15 to Aug. 9...hit .338 with a .424 on-base percentage during the streak...had a second nine-game hitting streak from June 18 to 26 (11-for-29,

.379)...batted .306 with three home runs and 11 RBI in 20 games in June...was sent to Oakland a third time July 3 and re-joined the Sounds July 27...hit .293 in 27 games during his final stint at Triple-A... that included a 5-for-33 (.152) skid over a nine-game stretch from Aug. 7 to 17...had three doubles and a season-high four RBI Aug. 28 at Memphis...returned to Oakland when rosters expanded in September.

CAREER

2015—Spent most of the season at Triple-A Albuquerque before he was promoted to Colorado Aug. 12...hit .167 with no RBI in 20 games with the Rockies...did not have a walk or an extra base hit... went 2-for-10 (.200) against left-handed pitchers, 5-for-32 (.156) against right-handers...was 0-for-10 in five day games and 0-for-8 with runners in scoring position...started four games at first base, three in left field and one in right field...also went 2-for-12 (.167) as a pinch hitter...went 0-for-10 over his first five games before delivering a pinch hit single Aug. 18 against Washington...hit .353 (6-for-17) over an eight-game stretch from Aug. 18 to 25...including Aug. 22 against New York (NL) when he matched his career-high with two hits and two runs scored...appeared in both games of a Sept. 1 doubleheader against Arizona (0-for-4), which were his final games before being designated for assignment Sept. 4... was outrighted to Albuquerque Sept. 7 and became a free agent following the season...batted .328 with 30 doubles, a triple, 12 home runs and 49 RBI in 78 games with Albuquerque...had a .549 slugging percentage and walked 23 times for a .380 on-base percentage...was named to the Pacific Coast League Midseason All-Star team but did not play in the Triple-A All-Star Game as he was on the disabled list at the time...hit .347 with nine of his 12 home runs against right-handed pitching compared to .295 against lefties...had a 1.002 OPS against righties, .798 against lefties...batted .335 with eight of his 12 home runs and 34 of his 49 RBI at home...had a .356 batting average during the day, .325 when leading off an inning and .305 with runners in scoring position...appeared in 34 games at first base, 32 in left field and eight in right field...made two errors as a first baseman for a .994 fielding percentage, and two in the outfield (.965)...saw most of his playing batting clean-up where he hit .343 in 69 games...batted .174 over his first six games before going on the disabled list April 15 with a strained right oblique...was reinstated April 30...had a 12-game hitting streak from May 13 to 26 (23-for-45, .511)...began the streak with eight consecutive multiple hit games from May 13 to 21 (18-for-32, .563)...clubbed a season-high two home runs May 13 against Fresno...batted .378 in 28 games in May and then hit .354 in 28 games in June...had his first of two four-hit games June 3 against Iowa (also June 12 at Tacoma)...had an 18-game hitting streak from June 16 to July 29...hit .443 with 10 doubles, three home runs, 16 RBI and 19 runs scored during the streak, which tied for third longest in the PCL...scored a run in each of the first nine games of the streak...had a 24-game reaching base streak from June 16 to Aug. 4...hit .370 with a .429 on-base percentage over that stretch...collected three two-double games over a six-game stretch from June 25 to 30...drove in a season-high five runs June 30 against Reno...was on the disabled list from July 4 to 27 with a sprained right ankle.

2014—Split the season between Triple-A Colorado Springs and Colorado...it marked the second season he has been a member of the Rockies Major League roster, as he made his debut in 2012...began the season at Colorado Springs, where he played in 51 games and hit .305 with 11 doubles, one triple, seven home runs and 35 RBI...missed some time due to injury as he was on the disabled list from April 19 to July 10 with a fractured right foot...played in three games for Rookie Level Grand Junction on a rehab assignment, going 8-for-13 (.615) with three doubles and five RBI...had his contract selected from Colorado Springs Aug. 19 and would remain a member of the Rockies active roster for the remainder of the campaign...started on Aug. 20 against Kansas City and went 2-for-3 with a grand slam, the first of his career, in the Rockies 5-2 win...started a total of five games, including three at first base and two in right field...made 14 plate appearances as a pinch-hitter, going 3-for-13 (.231) with two doubles and an RBI...four of the seven hits he had in 2014 went for extra-bases (two doubles, two home runs).

2013—Spent the entire season at Triple-A Colorado Springs, though he played in just 48 games due to injury...did not play after June 19 after sustaining a neck injury...was one of the Pacific Coast League's most productive hitters prior to the injury, as he hit .328 with 17 doubles, 15 home runs, 45 RBI and a 1.042 OPS (.359 on-base percentage, .683 slugging percentage)...despite missing two and a half months, 2013 marked his fourth career Minor League season with at least 15 home runs...saw the majority of his playing time as the club's catcher (28 games), but also played three games at first base, six in left field and was the designated hitter 10 times.

2012—Made his Major League debut with Colorado after playing 653 career minor league games... made his debut Aug. 4 against San Francisco and went 2-for-4 with a double, an RBI and a run scored... was with Colorado for 12 days in his first stint with club from Aug. 4-16... was then recalled on Sept. 5 for the remainder of the season... spent the majority of the season at Triple-A Colorado Springs, his first full season at the Triple-A level... hit .353 with 42 doubles, 6 triples, 10 home runs and 87 RBI in 108 games for the Sky Sox... named to the All-Pacific Coast League team as well as the PCL Midseason All-Star team... connected on his first career Major League home run Sept. 16, 2012 at San Diego off Andrew Werner... his first hit came in his second big league at bat, a single off the Giants Madison Bumgarner... hit .333 in his limited time in the majors... batted .375 with runners in scoring position for the Sky Sox... also hit .308 with two RBI as a pinch-hitter for the Rox.

2011—Made two stops in the Indians organization at Triple-A Columbus and Double-A Akron before being traded to Colorado with pitchers Alex White, Drew Pomeranz and Joe Gardner in the trade that sent pitcher Ubaldo Jimenez to Cleveland... finished the season with Double-A Tulsa, though he played in just six games for the Drillers between right field and designated hitter due to separate stints on the disabled list Aug. 11-22 and Aug. 26 until the end of the season... played 102 games between his three stops, including 12 with Triple-A Columbus, 84 with Double-A Akron and six with the Drillers... played 49 games in the infield, 33 in the outfield and nine at catcher... batted a combined .277 with 26 doubles, four triples, 15 home runs and 58 RBI in his 102 games.

2010—Played for Double-A Akron and Triple-A Columbus and batted a combined .279 with 21 home runs and 75 RBI in 127 games... the home runs were a minor league career best... ranked second in the Indians farm system in home runs and was fourth in RBI... hit three home runs July 1 at Bowie... was named Eastern League Player of the Week July 6... earned Topps Eastern League Player of the Month honors in July after batting .352 with 11 home runs and 29 RBI in 25 games... added 10 doubles for a .824 slugging percentage... reached base on catchers interference four times... was promoted to Columbus July 29... played for Cibao in the Dominican Winter League following the season and hit .282 with eight home runs and 26 RBI in 28 games.

2009—Combined for a .287 batting average, 18 home runs and a minor league career high 99 RBI in 129 games with Single-A Kinston and Double-A Akron... hit .405 in 31 games at Double-A... led Indians minor leaguers in RBI, tied for second in hits (140) and tied for third in home runs... was named Carolina League Player of the Week May 4... hit .321 with a home run and RBI in seven post-season games to help Akron to the Eastern League Championship... played for Peoria in the Arizona Fall League following the season and hit .378 with four home runs, 18 RBI and 19 walks (.511) on-base percentage in 22 games... was named to the AFL All-Prospect Team after leading the league in on-base percentage, ranking third in walks, fourth in slugging (.649) and fifth in batting.

2008—Was limited to just 45 games due to right labrum surgery... began the season on the disabled list and began a rehab assignment June 27 before he was reinstated from the DL July 11... hit a combined .276 with three home runs and 22 RBI in 45 games with the Indians affiliate in the Gulf Coast League, Single-A Kinston and Single-A Lake County... went 3-for-11 (.273) with two doubles and two walks in three postseason games for Lake County... played for North Shore Honu in the Hawaiian Winter League following the season and hit .285 with three home runs and 22 RBI in 33 games.

2007—Spent most of his first full season at Single-A Lake County where he batted .283 with eight home runs and 66 RBI in 105 games... was sent to Double-A Akron Aug. 31 and went 4-for-7 (.571) in two games with the Aeros for a .287 batting average overall... ranked second in the Indians farm system in doubles (37) and ninth in batting... was named to the South Atlantic League All-Star team... had six RBI June 21 against Delmarva... went 1-for-4 (.250) in one postseason game for Akron.

2006—Made his professional debut with Mahoning Valley and hit .272 with four home runs and 31 RBI in 52 games... was named to the New York-Penn League All-Star team... hit his first career grand slam July 28 at Batavia.

PERSONAL/MISCELLANEOUS

Matthew Hagerty McBride was originally signed by Cleveland scout Brent Urcheck... drafted as a supplemental pick following the second round as compensation for the loss of free agent Scott Elarton...

graduated Liberty High School in Bethlehem (PA)...attended Lehigh University where he combined to hit .350 with 56 doubles, 17 home runs and 125 RBI in 149 games, all starting as catcher, over three seasons...hit .417 as senior to lead Lehigh their first-ever Patriot League Tournament Title and first NCAA Tournament berth...earned First-Team All-League honors as a sophomore in 2005.

LIFETIME PLAYING RECORD

| Year | Club | AVG. | G | AB | R | H | 2B | 3B | HR | RBI | SH | SF | HP | BB | SO | SB | CS | SLG | OBP | E |
|------------------|------------------|-------------|-----------|------------|-----------|-----------|----------|----------|----------|-----------|----------|----------|----------|----------|-----------|----------|----------|-------------|-------------|----------|
| 2006 | Mahoning Valley | .272 | 52 | 184 | 24 | 50 | 12 | 0 | 4 | 31 | 0 | 2 | 9 | 16 | 22 | 5 | 2 | .402 | .355 | 2 |
| 2007 | Lake County | .283 | 105 | 421 | 66 | 119 | 35 | 2 | 8 | 66 | 0 | 7 | 8 | 38 | 54 | 1 | 0 | .432 | .348 | 8 |
| | Akron | .571 | 2 | 7 | 2 | 4 | 2 | 0 | 0 | 0 | 0 | 0 | 1 | 0 | 0 | 0 | 0 | .857 | .625 | 0 |
| 2008 | GCL Indians | .380 | 17 | 50 | 13 | 19 | 7 | 1 | 2 | 9 | 0 | 0 | 4 | 6 | 5 | 3 | 0 | .680 | .483 | 1 |
| | Kinston | .179 | 17 | 67 | 9 | 12 | 2 | 0 | 0 | 6 | 0 | 1 | 1 | 7 | 9 | 0 | 0 | .209 | .263 | 0 |
| | Lake County | .308 | 11 | 39 | 6 | 12 | 4 | 0 | 1 | 7 | 0 | 0 | 0 | 5 | 5 | 0 | 0 | .487 | .386 | 0 |
| 2009 | Kinston | .405 | 31 | 126 | 24 | 51 | 15 | 0 | 6 | 36 | 0 | 1 | 1 | 11 | 15 | 0 | 0 | .667 | .453 | 3 |
| | Akron | .247 | 98 | 361 | 48 | 89 | 29 | 0 | 12 | 63 | 4 | 9 | 14 | 18 | 42 | 1 | 1 | .427 | .301 | 2 |
| 2010 | Akron | .283 | 96 | 361 | 54 | 102 | 25 | 1 | 17 | 64 | 0 | 5 | 8 | 30 | 62 | 0 | 2 | .499 | .347 | 5 |
| | Columbus | .269 | 31 | 119 | 16 | 32 | 6 | 0 | 4 | 11 | 2 | 1 | 0 | 5 | 17 | 0 | 0 | .420 | .296 | 4 |
| 2011 | Akron | .297 | 84 | 310 | 50 | 92 | 24 | 4 | 14 | 53 | 1 | 3 | 2 | 30 | 44 | 3 | 0 | .535 | .359 | 7 |
| | Columbus | .156 | 12 | 45 | 3 | 7 | 2 | 0 | 1 | 3 | 0 | 0 | 0 | 2 | 8 | 0 | 0 | .267 | .191 | 0 |
| | Tulsa | .235 | 6 | 17 | 4 | 4 | 0 | 0 | 0 | 2 | 0 | 0 | 1 | 0 | 3 | 0 | 0 | .235 | .278 | 0 |
| 2012 | Colorado Springs | .344 | 108 | 439 | 73 | 151 | 42 | 6 | 10 | 87 | 0 | 10 | 1 | 19 | 47 | 0 | 1 | .535 | .365 | 4 |
| | COLORADO | .205 | 31 | 78 | 8 | 16 | 2 | 0 | 2 | 11 | 0 | 1 | 1 | 1 | 17 | 0 | 0 | .308 | .222 | 2 |
| 2013 | Colorado Springs | .328 | 48 | 180 | 31 | 59 | 17 | 1 | 15 | 45 | 0 | 4 | 0 | 11 | 21 | 0 | 0 | .683 | .359 | 0 |
| 2014 | Colorado Springs | .305 | 51 | 187 | 27 | 57 | 11 | 1 | 7 | 35 | 0 | 5 | 2 | 12 | 19 | 0 | 1 | .487 | .345 | 2 |
| | Grand Junction | .615 | 4 | 13 | 6 | 8 | 3 | 0 | 0 | 5 | 0 | 0 | 0 | 3 | 1 | 1 | 0 | .846 | .688 | 0 |
| | COLORADO | .226 | 21 | 31 | 6 | 7 | 2 | 0 | 2 | 6 | 0 | 0 | 1 | 2 | 12 | 0 | 0 | .484 | .294 | 0 |
| 2015 | Albuquerque | .328 | 78 | 308 | 59 | 101 | 30 | 1 | 12 | 49 | 0 | 2 | 4 | 23 | 41 | 5 | 1 | .549 | .380 | 4 |
| | COLORADO | .167 | 20 | 42 | 5 | 7 | 0 | 0 | 0 | 0 | 0 | 0 | 1 | 0 | 4 | 0 | 0 | .167 | .186 | 0 |
| 2016 | Nashville | .267 | 70 | 247 | 33 | 66 | 20 | 1 | 7 | 30 | 0 | 0 | 1 | 26 | 49 | 0 | 1 | .441 | .339 | 1 |
| | OAKLAND | .209 | 20 | 43 | 4 | 9 | 3 | 0 | 0 | 2 | 0 | 0 | 0 | 1 | 10 | 0 | 0 | .279 | .227 | 0 |
| AL Totals | | .209 | 20 | 43 | 4 | 9 | 3 | 0 | 0 | 2 | 0 | 0 | 0 | 1 | 10 | 0 | 0 | .279 | .227 | 0 |
| NL Totals | | .199 | 72 | 151 | 19 | 30 | 4 | 0 | 4 | 17 | 0 | 1 | 3 | 3 | 33 | 0 | 0 | .305 | .228 | 2 |
| ML Totals | | .201 | 92 | 194 | 23 | 39 | 7 | 0 | 4 | 19 | 0 | 1 | 3 | 4 | 43 | 0 | 0 | .299 | .228 | 2 |

CAREER TRANSACTIONS

2006 — Selected by the Cleveland Indians organization as a supplemental pick following the second round of the First-Year Player Draft. **2011** — Traded to the Colorado Rockies with pitcher Alex White, minor league pitcher Joe Gardner-Prophet and a player to be named later (minor league pitcher Drew Pomeranz on August 17) for pitcher Ubaldo Jimenez, July 31. **2013** — Elected free agency, November 4; resigned by Colorado to a minor league contract, November 16. **2014** — Elected free agency, November 1; resigned by Colorado to a minor league contract, December 15. **2015** — Elected free agency, October 15; signed by the Oakland Athletics to a minor league contract, December 24. **2016** — Elected free agency, October 7; re-signed by Oakland to a minor league contract, November 11.

VS. THE AMERICAN LEAGUE

| 2016 | | CAREER | | | | | | | | |
|------|----|--------|----|-----|-------------|------|----|---|----|-----|
| AVG. | AB | H | HR | RBI | vs. TEAM | AVG. | AB | H | HR | RBI |
| --- | 0 | 0 | 0 | 0 | Baltimore | --- | 0 | 0 | 0 | 0 |
| --- | 0 | 0 | 0 | 0 | Boston | .000 | 2 | 0 | 0 | 0 |
| --- | 0 | 0 | 0 | 0 | Chicago | --- | 0 | 0 | 0 | 0 |
| --- | 0 | 0 | 0 | 0 | Cleveland | --- | 0 | 0 | 0 | 0 |
| --- | 0 | 0 | 0 | 0 | Detroit | --- | 0 | 0 | 0 | 0 |
| .200 | 5 | 1 | 0 | 0 | Houston | .200 | 5 | 1 | 0 | 0 |
| --- | 0 | 0 | 0 | 0 | Kansas City | .500 | 4 | 2 | 1 | 4 |
| --- | 0 | 0 | 0 | 0 | Los Angeles | --- | 0 | 0 | 0 | 0 |
| .000 | 4 | 0 | 0 | 0 | Minnesota | .000 | 4 | 0 | 0 | 0 |
| .125 | 8 | 1 | 0 | 1 | New York | .125 | 8 | 1 | 0 | 1 |
| --- | 0 | 0 | 0 | 0 | Oakland | --- | 0 | 0 | 0 | 0 |
| .000 | 2 | 0 | 0 | 0 | Seattle | .000 | 2 | 0 | 0 | 0 |
| .400 | 5 | 2 | 0 | 0 | Tampa Bay | .400 | 5 | 2 | 0 | 0 |
| .364 | 11 | 4 | 0 | 0 | Texas | .364 | 11 | 4 | 0 | 0 |
| .000 | 4 | 0 | 0 | 0 | Toronto | .000 | 4 | 0 | 0 | 0 |

VS. THE NATIONAL LEAGUE

| 2016 | | CAREER | | | | | | | | |
|------|----|--------|----|-----|---------------|------|----|---|----|-----|
| AVG. | AB | H | HR | RBI | vs. TEAM | AVG. | AB | H | HR | RBI |
| --- | 0 | 0 | 0 | 0 | Arizona | .226 | 31 | 7 | 1 | 2 |
| --- | 0 | 0 | 0 | 0 | Atlanta | .200 | 10 | 2 | 0 | 0 |
| --- | 0 | 0 | 0 | 0 | Chicago | .400 | 5 | 2 | 1 | 4 |
| --- | 0 | 0 | 0 | 0 | Cincinnati | --- | 0 | 0 | 0 | 0 |
| --- | 0 | 0 | 0 | 0 | Colorado | --- | 0 | 0 | 0 | 0 |
| --- | 0 | 0 | 0 | 0 | Los Angeles | .080 | 25 | 2 | 0 | 0 |
| --- | 0 | 0 | 0 | 0 | Miami | .250 | 4 | 1 | 0 | 0 |
| --- | 0 | 0 | 0 | 0 | Milwaukee | .000 | 2 | 0 | 0 | 0 |
| --- | 0 | 0 | 0 | 0 | New York | .167 | 12 | 2 | 0 | 0 |
| --- | 0 | 0 | 0 | 0 | Philadelphia | .000 | 4 | 0 | 0 | 0 |
| .500 | 2 | 1 | 0 | 1 | Pittsburgh | .125 | 8 | 1 | 0 | 1 |
| --- | 0 | 0 | 0 | 0 | St. Louis | .250 | 4 | 1 | 0 | 0 |
| --- | 0 | 0 | 0 | 0 | San Diego | .200 | 10 | 2 | 1 | 2 |
| --- | 0 | 0 | 0 | 0 | San Francisco | .250 | 28 | 7 | 0 | 5 |
| --- | 0 | 0 | 0 | 0 | Washington | .333 | 6 | 2 | 0 | 0 |

MONTHLY BREAKDOWN

| 2016 | | CAREER | | | | | | | | |
|------|----|--------|----|-----|-----------|------|----|----|----|-----|
| AVG. | AB | H | HR | RBI | by MONTH | AVG. | AB | H | HR | RBI |
| --- | 0 | 0 | 0 | 0 | April | --- | 0 | 0 | 0 | 0 |
| .222 | 18 | 4 | 0 | 1 | May | .222 | 18 | 4 | 0 | 1 |
| --- | 0 | 0 | 0 | 0 | June | --- | 0 | 0 | 0 | 0 |
| .238 | 21 | 5 | 0 | 1 | July | .238 | 21 | 5 | 0 | 1 |
| --- | 0 | 0 | 0 | 0 | August | .203 | 74 | 15 | 2 | 7 |
| .000 | 4 | 0 | 0 | 0 | September | .200 | 75 | 15 | 2 | 10 |
| --- | 0 | 0 | 0 | 0 | October | .000 | 6 | 0 | 0 | 0 |

BATTING BREAKDOWN

| 2016 | | CAREER | | | | | | | | |
|------|----|--------|----|-----|-------------------|------|-----|----|----|-----|
| AVG. | AB | H | HR | RBI | by CATEGORY | AVG. | AB | H | HR | RBI |
| .179 | 28 | 5 | 0 | 2 | Home | .268 | 97 | 26 | 2 | 15 |
| .267 | 15 | 4 | 0 | 0 | Away | .134 | 97 | 13 | 2 | 4 |
| .133 | 15 | 2 | 0 | 1 | Day | .167 | 66 | 11 | 1 | 6 |
| .250 | 28 | 7 | 0 | 1 | Night | .219 | 128 | 28 | 3 | 13 |
| .222 | 27 | 6 | 0 | 2 | Pre-ASG | .222 | 27 | 6 | 0 | 2 |
| .188 | 16 | 3 | 0 | 0 | Post-ASG | .198 | 167 | 33 | 4 | 17 |
| .269 | 26 | 7 | 0 | 2 | vs. LHP | .241 | 83 | 20 | 3 | 12 |
| .118 | 17 | 2 | 0 | 0 | vs. RHP | .171 | 111 | 19 | 1 | 7 |
| .125 | 8 | 1 | 0 | 2 | RISP | .217 | 46 | 10 | 2 | 16 |
| .000 | 1 | 0 | 0 | 0 | Bases Loaded | .250 | 4 | 1 | 1 | 4 |
| .000 | 3 | 0 | 0 | 0 | Pinch Hitter | .220 | 41 | 9 | 0 | 3 |
| .167 | 6 | 1 | 0 | 1 | Designated Hitter | .167 | 6 | 1 | 0 | 1 |

BALLPARK BREAKDOWN

| | AVG. | AB | H | HR | RBI |
|----------------------|------|----|----|----|-----|
| AT&T Park | .125 | 16 | 2 | 0 | 1 |
| Angel Stadium | --- | 0 | 0 | 0 | 0 |
| Busch Stadium | .250 | 4 | 1 | 0 | 0 |
| Chase Field | .100 | 10 | 1 | 1 | 1 |
| Citi Field | .000 | 5 | 0 | 0 | 0 |
| Citizens Bank Park | .000 | 4 | 0 | 0 | 0 |
| Coors Field | .304 | 69 | 21 | 2 | 13 |
| Dodger Stadium | .087 | 23 | 2 | 0 | 0 |
| Globe Life Arlington | .500 | 4 | 2 | 0 | 0 |
| Minute Maid Park | .333 | 3 | 1 | 0 | 0 |
| Oakland Coliseum | .179 | 28 | 5 | 0 | 2 |
| PETCO Park | .250 | 4 | 1 | 1 | 2 |
| PNC Park | .000 | 6 | 0 | 0 | 0 |
| Safeoco Field | .000 | 1 | 0 | 0 | 0 |
| Target Field | .000 | 4 | 0 | 0 | 0 |
| Tropicana Field | .333 | 3 | 1 | 0 | 0 |
| Turner Field | .200 | 10 | 2 | 0 | 0 |

FIELDING STATISTICS

Catcher

| YEAR | PCT. | G | PO | A | E | TC | DP | PB |
|---------------|--------------|-----------|-----------|----------|----------|-----------|----------|----------|
| 2016 | 1.000 | 16 | 81 | 5 | 0 | 86 | 0 | 3 |
| Totals | 1.000 | 16 | 81 | 5 | 0 | 86 | 0 | 3 |

First Base

| YEAR | PCT. | G | PO | A | E | TC | DP |
|---------------|-------------|-----------|------------|----------|----------|------------|-----------|
| 2012 | .967 | 8 | 59 | 0 | 2 | 61 | 3 |
| 2014 | 1.000 | 5 | 28 | 1 | 0 | 29 | 6 |
| 2015 | 1.000 | 4 | 33 | 2 | 0 | 35 | 3 |
| 2016 | 1.000 | 1 | 2 | 0 | 0 | 2 | 0 |
| Totals | .984 | 18 | 122 | 3 | 2 | 127 | 12 |

Outfield

| YEAR | PCT. | G | PO | A | E | TC | DP |
|---------------|--------------|-----------|-----------|----------|----------|-----------|----------|
| 2012 | 1.000 | 12 | 20 | 0 | 0 | 20 | 0 |
| 2014 | 1.000 | 4 | 3 | 1 | 0 | 4 | 1 |
| 2015 | 1.000 | 5 | 4 | 0 | 0 | 4 | 0 |
| 2016 | --- | 1 | 0 | 0 | 0 | 0 | 0 |
| Totals | 1.000 | 22 | 27 | 1 | 0 | 28 | 1 |

McBRIDE'S CAREER BESTS

Hits: 2 (six times), last: July 25, 2016 at Texas

Home Runs: 1 (four times), last: August 30, 2014 at Arizona

Runs Batted In: 4, August 20, 2014 vs. Kansas City

Stolen Bases: None

Hitting Streak: 7, September 20-27, 2012

Hitless Streak (At Bats): 19, August 8 to September 11, 2012


Game Ending RBI: None

Grand Slams: 1, August 20, 2014 vs. Kansas City (Danny Duffy)

Pinch-Hit Home Runs: None

Inside-The-Park Home Runs: None

Lead Off Home Runs: None

**RIGHT-HANDED PITCHER****Height/Weight:** 6-1 / 220**Bats/Throws:** Right / Right**Birthdate:** February 19, 1993**Opening Day Age:** 24**Birthplace/Resides:** Houston, Texas / Houston, Texas**Major League Service:** 76 days**Obtained:** Acquired from Houston with Jacob Nottingham for Scott Kazmir, July 23, 2015**Contract Status:** First year of a one-year contract through 2017**CAREER HIGHLIGHTS**

Was originally selected by Houston in the fourth round of the 2014 draft and was traded to the A's organization July 23, 2015 in the Scott Kazmir deal...did not pitch above Single-A over his first two seasons but made his Double-A, Triple-A and Major League debuts in 2016...went 2-9 with a 6.50 ERA in 14 starts with Oakland...is 20-6 with a 2.78 ERA (74 er in 240.0 ip) in 49 games, including 40 starts, in three seasons in the minors...led the A's farm system in ERA (1.46) and tied for second in wins (10) in 2016.

2016 HIGHLIGHTS

Made his Major League debut with Oakland in his third professional season after beginning the year with no experience above Single-A...went 2-0 with a 0.78 ERA in four starts with Double-A Midland, 8-2 with a 1.67 ERA in 13 starts with Triple-A Nashville and 2-9 with a 6.50 ERA in 14 starts over two stints with Oakland...his ERA with the A's was second highest in the majors among pitchers with 70 or more innings pitched (Blair, ATL 7.59)...his .182 winning percentage was second lowest in the majors among pitchers with 10 or more decisions (Morgan, PHI .154) and sixth lowest in Oakland history...tied for fourth among American League rookies in games started and ranked 10th in innings pitched (72.0) and strikeouts (71)...went 0-7 with a 6.86 ERA in eight starts at home compared to 2-2 with a 6.06 ERA in six starts on the road...is just the third Athletics pitcher since at least 1911 to go 0-7 or worse at home...joins Tom Sheehan (0-7 in 1916) and Rip Coleman (0-7 in 1959)...tied for fifth in the AL in home losses...was 0-6 with a 4.50 ERA in six starts during the day compared to 2-3 with an 8.29 ERA in eight starts at night...is the first A's pitcher to go 0-6 or worse during the day since Diego Segui went 0-9 for the Kansas City A's in 1965...tied for fourth in the AL in day losses...allowed a .284 opponents batting average, which included a .283 (39-for-138) mark against left-handed hitters compared to .286 (44-for-154) against right-handers...combined for a 2.57 ERA and .225 opponents batting average in innings one and two...had a 9.00 ERA and .316 opponents average from the third inning on...yielded a .212 opponents batting average and one home run the first time through the lineup, .333 and eight home runs after that...opponents hit .300 with runners in scoring position but that mark dropped to .207 with RISP and two outs...held the opponents number five hitter to a .143 batting average, but then seven through nine hitters in the order combined to bat .353...was 1-4 with a 4.54 ERA in six starts before the All-Star Break, 1-5 with an 8.42 ERA in eight starts after the break...received 22 runs of support in his two wins (13.50 RSA) and just 18 runs of support in his other 12 starts (2.83 RSA)...the A's were 3-11 (.214) in his starting assignments.

OAKLAND: Was selected from Nashville June 11 and made his ML debut that day at Cincinnati after just 43 minor league appearances, including 34 starts, in three professional seasons...at the age of 23 years, 113 days, he became the youngest A's pitcher to start a game since Trevor Cahill on June 19, 2011 (23 years, 110 days)...allowed two runs in 5.2 innings but took the loss in a 2-1 decision...struck out the first batter he faced (Zack Cozart)...fanned a career-high nine batters and tossed a career-high 108 pitches but fell to 0-3 in a 4-2 loss to Milwaukee June 22...joined Brad Rigby (1997) and Mike Morgan (1978) as the only three pitchers in Oakland history to lose each of the first three games of their career...is just the fourth Major League pitcher since 1913 to lose each of his first three career games while allowing three runs or fewer in each game...the others are Duane Pilette (1949 Yankees), Jim McAndrew (1968 Mets) and Kyle Drabek (2010 Blue Jays)...earned his first big league win in his fourth start on June 27 at San Francisco...tossed a career-high 7.2 innings and allowed just two runs in the A's 8-3 win...became the eighth pitcher in Oakland history to allow to allow three runs or fewer in each of his

first four starts, the first since A.J. Griffin in 2012...was 1-3 with a 2.81 ERA in four starts in June... then went 0-2 with a 9.00 ERA in five starts in July...that was the second highest July ERA in Oakland history among pitchers with 20 or more innings (Steve Karsay, 9.36 in 1997)...fell to 1-4 with a loss in his fifth start on July 3 against Pittsburgh...allowed four runs or fewer while tossing five innings or more in each of his first five career starts...since 1913, the only other Major League pitcher to do that and lose at least four of those games is Tony Armas, who went 0-4 with a 2.97 ERA over his first five career starts with Montreal from Aug. 16, 1999-May 30, 2000...walked a career-high five batters in a 7-0 loss to Houston July 20...was optioned to Nashville July 26 but returned to Oakland Sept. 3...allowed seven runs on eight hits in a career-low 2.2 innings that day in an 11-2 loss to Boston...tossed 7.0 scoreless innings in a 14-5 win on Sept. 15 at Kansas City to snap his career-high four-game losing streak...logged a 9.39 ERA and .328 opponents batting average during the streak, which spanned seven starts from July 3 to Sept. 9...fell to 0-7 at home in a 6-5 loss to Houston Sept. 21...his seven-game career-opening home losing streak is tied for second longest by an Athletic since 1913 with Wally Burnette (July 24-Sept. 9, 1956)...the longest is 11 by Bobby Hasty (Sept. 11, 1919-Aug. 11, 1921)...it is tied for third longest in Oakland history at any point in the season and is the longest since Mike Mohler also lost seven straight home games from Aug. 16, 1996-May 28, 1997...surrendered a career-high eight runs on a career-high nine hits in 3.0 innings in his final start of the season, an 8-1 A's loss at Los Angeles (AL) Sept. 27... went 1-4 with an 8.10 ERA in five starts in September...tied for second in the AL in September losses.

MINORS: Combined for a 10-2 record, a 1.46 ERA and .197 opponents batting average in 17 games, all starts, with Midland and Nashville...led the A's farm system in ERA and tied for second in wins... allowed just four home runs in 98.1 innings, an average of 0.37 per nine innings...struck out 95 and walked 29 for a strikeout to walk ratio of 3.28...his opponents batting average included a .190 (28-for-147) mark against left-handed hitters compared to .202 (41-for-203) against right-handers...surrendered all four of his home runs to righties...issued 19 of his 29 walks to lefties...three of the four home runs he allowed were solo shots...yielded a .134 batting average with runners in scoring position...opponents hit .165 with a .232 on-base percentage when leading off an inning...compiled a 0.53 ERA over innings one through four...had a 3.56 ERA from the fifth inning on...the RockHounds were 4-0 in his starting assignments and the Sounds were 10-3...his teams combined for a 14-3 (.824) record in his 17 starts... tossed at least five innings in each of his 17 starts, allowed six hits or fewer 16 times and surrendered two runs or fewer 15 times...struck out a season-high eight batters and walked a season-high three but allowed just two hits in 6.0 scoreless innings in his first start April 9 at Arkansas...ended up with a no decision in a 4-1 win...posted an identical line in his next start April 15 against Arkansas but had another no decision in a 1-0 win...matched his season high in strikeouts and walks in his final Double-A start, a 2-0 win at Corpus Christi April 26...was 2-0 with a 0.78 ERA in four starts when he was promoted to Nashville May 1...did not allow a run in either of his first two starts with the Sounds after not allowing a run in three of his four starts with Midland...was 3-0 over that season-opening six-start stretch and allowed just two earned runs in 36.0 innings for a 0.50 ERA...capped that streak by fanning a season-high tying eight in a season-high 7.0 innings May 8 against Memphis, but had a no decision in a 3-2 win...extended his scoreless streak to 24.0 innings before allowing a run in the seventh inning May 13 at Iowa...that was the only run he allowed in seven innings but he had a no decision in a 3-2 loss...was charged with his first loss June 5 at Omaha, giving him a 3-1 record and a 1.39 ERA in seven starts with Nashville at the time of his June 11 promotion to Oakland...had a 1.19 ERA overall, which was sixth lowest in the minors when he joined the A's for the first time...was optioned back to Nashville July 26 and went 5-1 with a 2.10 ERA in six starts, all in August...tossed exactly 5.0 innings in each start...did not allow a run in two of his first three starts following his return and picked up the win in each start while logging a 1.20 ERA...then allowed a season-high four runs on a season-high eight hits in a 6-4 loss to Tacoma Aug. 18...went 2-0 with a 0.90 ERA over his final two starts and did not walk a batter.

CAREER

2015—Pitched for three different teams in two organizations and combined for a 10-4 record and a 3.72 ERA in 26 games, including 22 starts...struck out 125 and walked just 36 for a strikeout-to-walk ratio of 3.47...had minor league career-bests in wins, games, starts, innings pitched (130.2) and strikeouts... allowed a .254 opponents batting average, including .224 against left-handed hitters compared to .279 against right-handers...had 69 strikeouts and 11 walks against lefties (6.27 so/bb ratio) compared to 56 strikeouts and 25 walks against righties (2.24)...eight of the 11 home runs he surrendered were solo shots...yielded a .232 batting average with runners in scoring position...started the year at Single-A Quad Cities and went 4-1 with a 1.16 ERA in eight games, including six starts...surrendered just one

home run in 38.2 innings...went 0-1 with a 4.15 ERA and .308 opponents batting average over his first two starts, 4-0 with a 0.30 ERA and .180 opponents average over his final six games, including four starts...recorded his first professional win when he tossed 4.0 scoreless innings of relief on April 23 at Peoria (2 h, 1 bb, 5 so)...did not allow a run in five consecutive outings from April 23 to May 16 and had a 27.0-inning scoreless streak from April 23 to May 22...was promoted to Single-A Lancaster of the California League May 23 and went 2-1 with a 5.26 ERA in 10 games, eight starts, with the JetHawks...won his first two decisions on June 8 at Visalia and June 13 at Lake Elsinore to extend his overall minor league winning streak to six games...had a 3.48 ERA during the streak, which spanned 10 games (eight starts) from April 23 to June 13...earned the first (and only) save of his career June 26 at Bakersfield when he tossed 4.0 scoreless and hitless innings of relief...was traded to the Oakland organization July 23 with Jacob Nottingham for pitcher Scott Kazmir...Lancaster was hosting the A's Single-A affiliate at Stockton that day and both he and Nottingham switched clubhouses...started against his former teammates two days later and was the winning pitcher in a 5-3 victory (5.0 ip, 1 h, 1 r, 1 er, 8 so)...lost each of his next two starts, but then went 3-0 with a 4.39 ERA over his final five starts...was 4-2 with a 4.25 ERA in eight starts overall with the Ports...struck out a season-high nine batters Aug. 21 at Modesto...made one postseason start for Stockton...started and won Game 2 of the first round of the Cal League Playoffs, a 4-2 win over San Jose on Sept. 10 (6.0 ip, 4 h, 2 r, 2 er, 0 bb, 7 so)...it was the Ports only win in the best-of-three series.

2014—Began his professional career with the Astros affiliate in the Gulf Coast Rookie League and logged a 4.26 ERA in four relief appearances...was promoted to Tri-City of the Short Season New York-Penn League and posted a 1.93 ERA in two games (one start)...was 0-0 with a 3.27 ERA and .214 opponents batting average in six games overall...struck out 17 batters in 11.0 innings and walked just one...did not allow a home run...held right-handed hitters to a .172 batting average while right-handers hit .308...made his professional debut Aug. 12 against the Tigers (1.0 ip, 2 so) and did not allow a run over his first three outings (5.0 ip, 1 h)...his start came in his final regular season outing on Aug. 29 against Brooklyn when he tossed a season-high 2.2 scoreless innings (3 h, 1 bb, 3 so)...went 1-0 with a 0.00 ERA in three postseason appearances for the ValleyCats, all in relief (4.0 ip, 3 h, 1 bb, 7 so).

PERSONAL/MISCELLANEOUS

Daniel Joseph Mengden was originally signed by Astros scout Noel Gonzalez-Luna...graduated from Westside High School (Tex.)...played collegiately at Texas A&M.

LIFETIME PITCHING RECORD

| Year | Club | W | L | ERA | G | GS | CG | SHO | SV | IP | H | R | ER | HR | HB | BB | IBB | SO | WP | BK |
|----------------------------|-------------|-----------|----------|-------------|-----------|-----------|----------|----------|----------|--------------|------------|-----------|-----------|-----------|-----------|-----------|----------|------------|-----------|----------|
| 2014 | GCL Astros | 0 | 0 | 4.26 | 4 | 0 | 0 | 0 | 0 | 6.1 | 4 | 3 | 3 | 0 | 1 | 0 | 0 | 11 | 0 | 0 |
| | Tri-City | 0 | 0 | 1.93 | 2 | 1 | 0 | 0 | 0 | 4.2 | 5 | 1 | 1 | 0 | 0 | 1 | 0 | 6 | 1 | 0 |
| 2015 | Quad Cities | 4 | 1 | 1.16 | 8 | 6 | 0 | 0 | 0 | 38.2 | 30 | 7 | 5 | 1 | 2 | 8 | 0 | 36 | 1 | 1 |
| | Lancaster | 2 | 1 | 5.26 | 10 | 8 | 0 | 0 | 1 | 49.2 | 59 | 30 | 29 | 4 | 2 | 18 | 0 | 48 | 7 | 1 |
| | Stockton | 4 | 2 | 4.25 | 8 | 8 | 0 | 0 | 0 | 42.1 | 39 | 23 | 20 | 6 | 2 | 10 | 0 | 41 | 4 | 0 |
| 2016 | Midland | 2 | 0 | 0.78 | 4 | 4 | 0 | 0 | 0 | 23.0 | 15 | 2 | 2 | 0 | 0 | 12 | 0 | 28 | 2 | 0 |
| | Nashville | 8 | 2 | 1.67 | 13 | 13 | 0 | 0 | 0 | 75.1 | 54 | 15 | 14 | 4 | 3 | 17 | 1 | 67 | 1 | 0 |
| | OAKLAND | 2 | 9 | 6.50 | 14 | 14 | 0 | 0 | 0 | 72.0 | 83 | 54 | 52 | 9 | 4 | 33 | 0 | 71 | 5 | 0 |
| ML Totals | | 2 | 9 | 6.50 | 14 | 14 | 0 | 0 | 0 | 72.0 | 83 | 54 | 52 | 9 | 4 | 33 | 0 | 71 | 5 | 0 |
| Minor League Totals | | 20 | 6 | 2.78 | 49 | 40 | 0 | 0 | 1 | 240.0 | 206 | 81 | 74 | 15 | 10 | 66 | 1 | 237 | 16 | 2 |

CAREER TRANSACTIONS

2014 — Selected by the Houston Astros organization in the 4th round of the First-Year Player Draft. **2015** — Traded to the Oakland Athletics with catcher Jacob Nottingham for pitcher Scott Kazmir, July 23.

VS. THE AMERICAN LEAGUE

| 2016 | | CAREER | | | | | | | | | | | | |
|-------|---|--------|---|---|------|----|-------------|-------|---|---|---|---|------|----|
| ERA | W | L | S | G | IP | ER | vs. TEAM | ERA | W | L | S | G | IP | ER |
| 23.63 | 0 | 1 | 0 | 1 | 2.2 | 7 | Boston | 23.63 | 0 | 1 | 0 | 1 | 2.2 | 7 |
| 7.63 | 0 | 2 | 0 | 3 | 15.1 | 13 | Houston | 7.63 | 0 | 2 | 0 | 3 | 15.1 | 13 |
| 0.00 | 1 | 0 | 0 | 1 | 7.0 | 0 | Kansas City | 0.00 | 1 | 0 | 0 | 1 | 7.0 | 0 |
| 24.00 | 0 | 1 | 0 | 1 | 3.0 | 8 | Los Angeles | 24.00 | 0 | 1 | 0 | 1 | 3.0 | 8 |
| 3.60 | 0 | 1 | 0 | 1 | 5.0 | 2 | Seattle | 3.60 | 0 | 1 | 0 | 1 | 5.0 | 2 |
| 4.09 | 0 | 1 | 0 | 2 | 11.0 | 5 | Texas | 4.09 | 0 | 1 | 0 | 2 | 11.0 | 5 |
| 16.20 | 0 | 0 | 0 | 1 | 3.1 | 6 | Toronto | 16.20 | 0 | 0 | 0 | 1 | 3.1 | 6 |

VS. THE NATIONAL LEAGUE

| 2016 | | CAREER | | | | | | | | | | | | |
|------|---|--------|---|---|-----|----|---------------|------|---|---|---|---|-----|----|
| ERA | W | L | S | G | IP | ER | vs. TEAM | ERA | W | L | S | G | IP | ER |
| 3.18 | 0 | 1 | 0 | 1 | 5.2 | 2 | Cincinnati | 3.18 | 0 | 1 | 0 | 1 | 5.2 | 2 |
| 4.50 | 0 | 1 | 0 | 1 | 6.0 | 3 | Milwaukee | 4.50 | 0 | 1 | 0 | 1 | 6.0 | 3 |
| 6.75 | 0 | 1 | 0 | 1 | 5.1 | 4 | Pittsburgh | 6.75 | 0 | 1 | 0 | 1 | 5.1 | 4 |
| 2.35 | 1 | 0 | 0 | 1 | 7.2 | 2 | San Francisco | 2.35 | 1 | 0 | 0 | 1 | 7.2 | 2 |
| — | 0 | 0 | 0 | 0 | 0.0 | 0 | Washington | — | 0 | 0 | 0 | 0 | 0.0 | 0 |

MONTHLY BREAKDOWN

| 2016 | | CAREER | | | | | | | | | | | | |
|------|---|--------|---|---|------|----|-----------|------|---|---|---|---|------|----|
| ERA | W | L | S | G | IP | ER | by MONTH | ERA | W | L | S | G | IP | ER |
| — | 0 | 0 | 0 | 0 | 0.0 | 0 | April | — | 0 | 0 | 0 | 0 | 0.0 | 0 |
| — | 0 | 0 | 0 | 0 | 0.0 | 0 | May | — | 0 | 0 | 0 | 0 | 0.0 | 0 |
| 2.81 | 1 | 3 | 0 | 4 | 25.2 | 8 | June | 2.81 | 1 | 3 | 0 | 4 | 25.2 | 8 |
| 9.00 | 0 | 2 | 0 | 5 | 23.0 | 23 | July | 9.00 | 0 | 2 | 0 | 5 | 23.0 | 23 |
| — | 0 | 0 | 0 | 0 | 0.0 | 0 | August | — | 0 | 0 | 0 | 0 | 0.0 | 0 |
| 8.10 | 1 | 4 | 0 | 5 | 23.1 | 21 | September | 8.10 | 1 | 4 | 0 | 5 | 23.1 | 21 |

PITCHING BREAKDOWN

| 2016 | | CAREER | | | | | | | | | | | | |
|------|---|--------|---|----|------|----|-------------|------|---|---|---|----|------|----|
| ERA | W | L | S | G | IP | ER | by CATEGORY | ERA | W | L | S | G | IP | ER |
| 6.86 | 0 | 7 | 0 | 8 | 39.1 | 30 | Home | 6.86 | 0 | 7 | 0 | 8 | 39.1 | 30 |
| 6.06 | 2 | 2 | 0 | 6 | 32.2 | 22 | Away | 6.06 | 2 | 2 | 0 | 6 | 32.2 | 22 |
| 4.50 | 0 | 6 | 0 | 6 | 34.0 | 17 | Day | 4.50 | 0 | 6 | 0 | 6 | 34.0 | 17 |
| 8.29 | 2 | 3 | 0 | 8 | 38.0 | 35 | Night | 8.29 | 2 | 3 | 0 | 8 | 38.0 | 35 |
| 4.54 | 1 | 4 | 0 | 6 | 35.2 | 18 | Pre-ASG | 4.54 | 1 | 4 | 0 | 6 | 35.2 | 18 |
| 8.42 | 1 | 5 | 0 | 8 | 36.1 | 34 | Post-ASG | 8.42 | 1 | 5 | 0 | 8 | 36.1 | 34 |
| 6.50 | 2 | 9 | 0 | 14 | 72.0 | 52 | Starter | 6.50 | 2 | 9 | 0 | 14 | 72.0 | 52 |
| — | 0 | 0 | 0 | 0 | 0.0 | 0 | Reliever | — | 0 | 0 | 0 | 0 | 0.0 | 0 |

MENGDEN'S 2016 STARTS

| Date | Opponent | Score | Dec | ERA | IP | H | R | ER | BB | SO | HR | #PIT |
|----------|---------------------|-------|-----|------|-----|---|---|----|----|----|----|------|
| June 11 | at Cincinnati | 1-2 | L | 3.18 | 5.2 | 6 | 2 | 2 | 4 | 5 | 1 | 104 |
| June 16 | Texas | 1-5 | L | 2.25 | 6.1 | 4 | 2 | 1 | 1 | 7 | 1 | 100 |
| June 22 | Milwaukee | 2-4 | L | 3.00 | 6.0 | 7 | 3 | 3 | 1 | 9 | 1 | 108 |
| June 27 | at San Francisco | 8-3 | W | 2.81 | 7.2 | 4 | 2 | 2 | 3 | 5 | 0 | 104 |
| July 3 | Pittsburgh | 3-6 | L | 3.48 | 5.1 | 7 | 4 | 4 | 4 | 5 | 0 | 99 |
| July 8 | at Houston | 9-10 | — | 4.54 | 4.2 | 6 | 6 | 6 | 2 | 6 | 1 | 91 |
| July 15 | Toronto | 8-7 | — | 5.54 | 3.1 | 6 | 7 | 6 | 3 | 2 | 0 | 87 |
| July 20 | Houston | 0-7 | L | 5.52 | 5.0 | 5 | 3 | 3 | 5 | 5 | 0 | 100 |
| July 25 | at Texas | 6-7 | — | 5.73 | 4.2 | 7 | 4 | 4 | 3 | 5 | 1 | 90 |
| Sept. 3 | Boston | 2-11 | L | 6.66 | 2.2 | 8 | 7 | 7 | 2 | 2 | 1 | 76 |
| Sept. 9 | Seattle | 2-3 | L | 6.39 | 5.0 | 5 | 2 | 2 | 2 | 6 | 1 | 100 |
| Sept. 15 | at Kansas City | 14-5 | W | 5.68 | 7.0 | 3 | 0 | 0 | 0 | 6 | 0 | 88 |
| Sept. 21 | Houston | 5-6 | L | 5.74 | 5.2 | 6 | 4 | 4 | 2 | 7 | 1 | 96 |
| Sept. 27 | at Los Angeles (AL) | 1-8 | L | 6.50 | 3.0 | 9 | 8 | 8 | 1 | 1 | 1 | 65 |

BALLPARK BREAKDOWN

| | ERA | W | L | S | G | IP | ER |
|--------------------------|-------|---|---|---|---|------|----|
| Angel Stadium | 24.00 | 0 | 1 | 0 | 1 | 3.0 | 8 |
| AT&T Park | 2.35 | 1 | 0 | 0 | 1 | 7.2 | 2 |
| Globe Life Arlington | 7.71 | 0 | 0 | 0 | 1 | 4.2 | 4 |
| Great American Ball Park | 3.18 | 0 | 1 | 0 | 1 | 5.2 | 2 |
| Kauffman Stadium | 0.00 | 1 | 0 | 0 | 1 | 7.0 | 0 |
| Minute Maid Park | 11.57 | 0 | 0 | 0 | 1 | 4.2 | 6 |
| Oakland Coliseum | 6.86 | 0 | 7 | 0 | 8 | 39.1 | 30 |

FIELDING STATISTICS

| Pitcher | Year | Pct. | G | PO | A | E | TC | DP |
|---------------|------|--------------|-----------|----------|----------|----------|----------|----------|
| | 2016 | 1.000 | 14 | 2 | 7 | 0 | 9 | 0 |
| Totals | | 1.000 | 14 | 2 | 7 | 0 | 9 | 0 |

MENGDEN'S CAREER BESTS

Low Hit Complete Game: None
Innings Pitched: 7.2, June 27, 2016 at San Francisco
Strikeouts: 9, June 22, 2016 vs. Milwaukee
Pitches: 108, June 22, 2016 vs. Milwaukee
Longest Winning Streak: 1 (twice), last: September 15, 2016
Longest Losing Streak: 4, July 3 to September 9, 2016
Longest Scoreless Streak: 13.0, September 9 to 21, 2016

LEFT-HANDED PITCHER

Height/Weight: 5-10 / 202

Bats/Throws: Left / Left

Birthdate: January 3, 1992

Opening Day Age: 25

Birthplace/Resides: Lakeland, Tennessee / Memphis, Tennessee

Major League Service: None

Obtained: Acquired from the Colorado Rockies for a player to be named later or cash, August 16, 2017

Contract Status: First year of a one-year contract through 2017

CAREER HIGHLIGHTS

Was originally drafted by Colorado in the third round of the 2013 First-Year Player Draft out of the University of Memphis...is 6-8 with four saves and a 3.25 ERA (58 er in 160.2 ip) in 101 games, including six starts, in four seasons in the Colorado organization...all six starts came in professional debut at Tri-City in 2013...was added to the 40-man roster following the 2016 season.

2016 HIGHLIGHTS

Attended his first Major League Spring Training, made his Triple-A debut and had his contract selected to the 40-man roster...was assigned to Triple-A Albuquerque out of Spring Training and made his Triple-A debut April 7 at Tacoma, pitching 2.1 innings of hitless relief with one strikeout...was placed on the 7-day disabled list June 10 with left elbow inflammation and made two scoreless, hitless rehab appearances with Rookie Level Grand Junction...his 44 appearances between the Isotopes and Grand Junction were a career high...attended his first Major League Spring Training and went 1-0 with a 2.45 ERA, two walks and three strikeouts across five Cactus League relief appearances.

CAREER

2015—Split time between High-A Modesto and Double-A New Britain, going 0-1 with a 2.63 ERA...limited left-handers to a .175 batting average against and right-handers to a .221 average in 25 appearances with Modesto...in 13 appearances with New Britain, lefties hit .222 while right-handers batted .094...struck out a career-high seven batters in three innings May 5 vs. Bakersfield.

2014—Dealt with arm troubles early in the season but made nine relief appearances for Short-Season Tri-City to finish the season...went 0-1 with a 4.15 ERA in those nine relief appearances...four of his nine appearances were two or more innings...was not scored upon in any of those four outings.

2013—Pitched in 10 games, six as the starting pitcher, for Short-Season Tri-City...went 2-1 with a 2.28 ERA in his six starts...went 1-0 as a reliever and did not allow a run in any of his four relief appearances...limited right-handed batters to a .128 batting average.

PERSONAL/MISCELLANEOUS

Samuel John Moll (MOLE)...resides in Memphis, Tenn., in the offseason with his fiancée Carolina...pitched collegiately at the University of Memphis where he finished his career 17-9 with a 2.86 ERA and 213 strikeouts, the seventh-most in program history...was a 2013 First-Team All-Conference USA selection...attended Saint Benedict of Auburndale in Lakeland, Tenn., for high school...was named to All-Region and All-Region Tournament teams as a junior in 2009, after leading the program to a state runner-up finish.

LIFETIME PITCHING RECORD

| Year | Club | W | L | ERA | G | GS | CG | SHO | SV | IP | H | R | ER | HR | HB | BB | IBB | SO | WP | BK |
|----------------------------|----------------|----------|----------|-------------|------------|----------|----------|----------|----------|--------------|------------|-----------|-----------|-----------|----------|-----------|----------|------------|-----------|----------|
| 2013 | Tri-City | 3 | 1 | 1.80 | 10 | 6 | 0 | 0 | 0 | 30.0 | 20 | 9 | 6 | 0 | 0 | 10 | 0 | 29 | 5 | 0 |
| 2014 | Tri-City | 0 | 1 | 4.15 | 9 | 0 | 0 | 0 | 0 | 13.0 | 17 | 6 | 6 | 1 | 1 | 4 | 0 | 7 | 0 | 1 |
| 2015 | Modesto | 0 | 1 | 3.02 | 25 | 0 | 0 | 0 | 2 | 53.2 | 40 | 20 | 18 | 7 | 2 | 12 | 0 | 57 | 3 | 0 |
| New Britain | 0 | 0 | 1.23 | 13 | 0 | 0 | 0 | 0 | 0 | 14.2 | 7 | 2 | 2 | 0 | 0 | 4 | 0 | 17 | 0 | 0 |
| 2016 | Grand Junction | 0 | 0 | 0.00 | 2 | 0 | 0 | 0 | 0 | 2.0 | 0 | 0 | 0 | 0 | 0 | 0 | 0 | 5 | 0 | 0 |
| | Albuquerque | 3 | 5 | 4.94 | 42 | 0 | 0 | 0 | 2 | 47.1 | 55 | 30 | 26 | 5 | 1 | 19 | 1 | 39 | 3 | 1 |
| Minor League Totals | | 6 | 8 | 3.25 | 101 | 6 | 0 | 0 | 4 | 160.2 | 139 | 67 | 58 | 13 | 4 | 49 | 1 | 154 | 11 | 2 |

CAREER TRANSACTIONS

2013 — Selected by the Colorado Rockies in the 3rd round of the First-Year Player Draft. **2017** — Traded to the Oakland Athletics for a player to be named later or cash, August 16.

**RIGHT-HANDED PITCHER****Height/Weight:** 6-2 / 255**Bats/Throws:** Right / Right**Birthdate:** March 21, 1993**Opening Day Age:** 24**Birthplace/Resides:** Sainagua, Dominican Republic / Sainagua, Dominican Republic**Major League Service:** 106 days**Obtained:** Acquired from the Los Angeles Dodgers with minor leaguers Jharel Cotton and Grant Holmes for Rich Hill and Josh Reddick, Aug. 1, 2016**Contract Status:** First year of a one-year contract through 2017**CAREER HIGHLIGHTS**

Has been traded three teams in his career, with each deal involving at least five players...two of the deals involved three teams...was originally signed by Boston out of the Dominican Republic in 2009, traded to the White Sox and trading deadline in 2013, dealt to the Dodgers following the 2015 and was acquired by the A's at the 2016 trading deadline...made his Major League debut with the White Sox in 2015, going 0-2 with a 4.80 ERA in seven games, including two starts...is 16-25 with a 3.79 ERA (168 er in 398.2 ip) in 99 games, including 84 starts, in seven seasons in the minors...has 412 strikeouts in 398.2 innings (9.30 per nine innings)...threw a 7.0-inning no-hitter on June 9, 2015 at Tennessee, walking three and striking out three in a 2-0 win...was selected to the All-Star Futures Game in 2014 and 2015...pitched in the Arizona Fall League in 2014 and 2016 and was selected to the Rising Stars Game in 2014...was rated as the A's No. 5 prospect by *Baseball America* following the 2016 season and the White Sox No. 4 prospect following the 2014 season.

2016 HIGHLIGHTS

Was one of three players acquired by the A's from Los Angeles in the trading deadline deal that sent Rich Hill and Josh Reddick to the Dodgers, but missed nearly the entire season due to rib cage injuries...began the year on the Dodgers 60-day disabled list with a fractured right rib cage, an injury suffered during the offseason...was sent to Double-A Tulsa on a rehab assignment May 22 and logged a 1.93 ERA in three games, including one start...was transferred to Triple-A Oklahoma City May 30 and made three additional rehab appearances before he was reinstated from the DL and optioned to Oklahoma City June 12...made one more appearance before going on the Triple-A DL June 19 with an inflamed right rib cage...missed the remainder of the season...logged a 2.38 ERA in four games (three starts) with Oklahoma City and was 0-0 with a 2.25 ERA in seven games (four starts) overall...struck out 22 batters in 16.0 innings (12.38 per nine innings) and walked just three (1.69 per nine innings)...surrendered just one home run...allowed a .241 opponents batting average, including .208 (5-for-24) against left-handed hitters and .265 (9-for-34) against right-handers...issued all three of his walks to lefties...opponents batted .200 with a .250 on-base percentage when leading off an inning...allowed a .333 average with runners in scoring position and two outs...tossed a season-high 4.0 innings in each of his final two starts with Oklahoma City on June 9 in the second game of a doubleheader against Nashville and June 15 against Omaha...struck out a season-high six in the game against the Sounds...was traded to the A's Aug. 1 with Jharel Cotton and Grant Holmes and was placed on the Nashville DL...pitched for Mesa in the Arizona Fall League following the season and went 1-0 with a 0.53 ERA and .132 opponents batting average in six relief appearances...did not allow a run in his first five games and started the campaign with a 15.1-inning scoreless streak before allowing two runs in his final 1.2 innings...was rated as the A's No. 5 prospect by *Baseball America* following the season.

CAREER

2015—Made his Major League debut with Chicago (AL), going 0-2 with a 4.80 ERA in seven game (two starts)...struck out 20 batters in 15.0 innings (12.00 per nine innings) but issued nine walks (5.40 per nine innings)...opponents hit .246, including .222 by right-handed hitters and .286 by left-handers...went 0-2 with a 9.00 ERA and 10 strikeouts as a starter...owned a 1.13 ERA with 10 strikeouts over five appearances as a reliever...was initially recalled from Birmingham July 17 as the 26th player for a doubleheader against Kansas City, but did not pitch...was optioned back to the Barons following Game 2 vs. the Royals...was recalled Sept. 1 for the remainder of the season and made his Major League debut Sept. 2 at Minnesota, working 1.0 scoreless inning...recorded his first career strikeout (Miguel Sano in

the eighth inning...worked out of the bullpen in his first five appearances before making his first career start on Sept. 23 at Detroit...suffered the loss after allowing six runs on six hits over 3.0 innings...also started and lost his final outing Oct. 4 against the Tigers at Chicago (4.0 ip, 2 h, 1 r, 1 er, 3 bb, 7 so)...spent most of the season with Double-A Birmingham where he was 5-5 with a 2.97 ERA in 23 starts...ranked among the Southern League leaders in ERA (4th), whip (1.22, 4th), opponents' batting average (.219, 4th) and strikeouts per nine innings (8.68, 4th)...yielded just three home runs in 112.0 innings...held the opposition to a .219 batting average, including .189 against left-handed hitters and .241 against right-handers...opponents hit .212 with runners in scoring position...allowed three earned runs or fewer in 21 of his 23 starts...was unbeaten over a 12-start span from May 19-July 26, going 3-0 with a 1.97 ERA...threw a 7.0-inning no-hitter on June 9 at Tennessee, walking three and striking out three in a 2-0 win...named a SL Midseason All-Star and pitched for the North All-Stars in the game at Montgomery on June 23 (0.1 ip, 1 h)...also represented the World Team in the All-Star Futures Game in Cincinnati on July 12 (0.2 ip, 4 h, 3 r, 3 er, 1 so)...was named Southern League Pitcher of the Week for July 13-19 after tossing 5.0 scoreless innings for the win July 19 against Pensacola (2 h, 1 bb, 8 so)...entered the season rated by *Baseball America* as the No. 5 prospect and possessing the Best Fastball in the White Sox organization.

2014—Went 5-0 with a 1.44 ERA, one complete game and 80 strikeouts in 15 starts between the Arizona League White Sox, Single-A Winston-Salem and Double-A Birmingham...surrendered just three home runs in 81.0 innings...limited opponents to a .184 average, including a .147 mark vs. right-handers...allowed two earned runs or fewer in 14 of his 15 starts...began the season on the disabled list with a left knee injury...was reinstated May 5 and assigned to Winston-Salem where he went 4-0 with a 1.60 ERA in 10 starts...struck out a season-high 11 in 8.0 innings for the win on May 22 at Salem...tossed a seven-inning complete game seven-hitter in a 6-2 win at Frederick on June 26 (3 bb, 5 so)...was placed on the disabled list a second time on June 29 to repair a medial meniscus tear in his right knee...made four starts with the AZL White Sox on a rehab assignment from Aug. 8 to 29 and was 1-0 with a 1.29 ERA...struck out 23 in 14.0 innings...was reinstated from the DL Aug. 30 and transferred to Birmingham where he made one start that day against Pensacola, a no decision (5.0 ip, 1 h, 1 r, 1 bb, 1 so)...went 1-0 with a 3.52 ERA and 19 strikeouts over six starts with Glendale in the Arizona Fall League...selected to the league's Rising Stars Game.

2013—Went a combined 5-11 with a 5.43 ERA and 127 strikeouts over 24 appearances (23 starts) between Single-A Greenville in the Boston organization and Single-A Kannapolis (White Sox)...averaged 10.3 strikeouts per 9.0 innings...allowed a .263 batting average, including .255 against right-handed pitchers compared to .274 against left-handers...was traded to the Chicago White Sox organization as part of a three-team trade on July 30...in addition to Montas, Chicago received Avisail Garcia (from DET), Cleuluis Rondon (from BOS) and Jeffrey Wendelken (from BOS); Boston received Brayan Villarreal (from DET) and Jake Peavy (from CWS); and Detroit received Jose Iglesias (from BOS)...won three straight starts with Kannapolis from Aug. 14 to 24 (2.81 ERA)...made two relief appearances with Escogido in the Dominican Winter League following the season and did not allow a run in 0.2 innings (1 bb).

2012—Combined to go 1-5 with a 3.65 ERA and 45 strikeouts over 13 appearances (10 starts) between the Gulf Coast League Red Sox and Single-A Lowell in his first season in the United States...earned his first professional win in relief on July 31 against the Orioles (4.0 ip, 1 r, 1 er, 1 bb, 3 so)...was promoted to Lowell on Aug. 30.

2011—Made just five starts with the Dominican Summer League Red Sox and was 0-1 with a 4.26 ERA...held opponents to a .159 batting average, including .154 against left-handed hitters...had 12 walks and 12 strikeouts in 12.2 innings.

2010—Made his professional debut with the Red Sox affiliate in the Dominican Summer League and was 0-3 with a 9.55 ERA and .322 opponents batting average in 12 games (four starts)...struck out 18 and walked 18 in 21.2 innings.

PERSONAL/MISCELLANEOUS

Francelis Montas...attended Colegio Creciendo in San Cristobal, Dominican Republic.

LIFETIME PITCHING RECORD

| Year | Club | W | L | ERA | G | GS | CG | SHO | SV | IP | H | R | ER | HR | HB | BB | IBB | SO | WP | BK |
|----------------------------|---------------|-----------|-----------|-------------|-----------|-----------|----------|----------|----------|--------------|------------|------------|------------|-----------|-----------|------------|----------|------------|-----------|----------|
| 2010 | DSL Red Sox | 0 | 3 | 9.55 | 12 | 4 | 0 | 0 | 0 | 21.2 | 28 | 30 | 23 | 2 | 8 | 18 | 0 | 18 | 4 | 0 |
| 2011 | DSL Red Sox | 0 | 1 | 4.26 | 5 | 5 | 0 | 0 | 0 | 12.2 | 7 | 7 | 6 | 0 | 1 | 12 | 0 | 12 | 2 | 0 |
| 2012 | GCL Red Sox | 1 | 5 | 3.98 | 12 | 9 | 0 | 0 | 0 | 40.2 | 34 | 22 | 18 | 0 | 3 | 12 | 0 | 41 | 4 | 0 |
| | Lowell | 0 | 0 | 0.00 | 1 | 1 | 0 | 0 | 0 | 3.2 | 5 | 1 | 0 | 0 | 0 | 1 | 0 | 4 | 0 | 0 |
| 2013 | Greenville | 2 | 9 | 5.70 | 19 | 18 | 1 | 0 | 0 | 85.1 | 94 | 62 | 54 | 10 | 3 | 32 | 0 | 96 | 9 | 1 |
| | Kannapolis | 3 | 2 | 4.56 | 5 | 5 | 0 | 0 | 0 | 25.2 | 20 | 13 | 13 | 1 | 0 | 18 | 0 | 31 | 8 | 0 |
| 2014 | Winston-Salem | 4 | 0 | 1.60 | 10 | 10 | 1 | 0 | 0 | 62.0 | 45 | 16 | 11 | 2 | 2 | 14 | 0 | 56 | 3 | 2 |
| | AZL White Sox | 1 | 0 | 1.29 | 4 | 4 | 0 | 0 | 0 | 14.0 | 6 | 3 | 2 | 1 | 0 | 7 | 0 | 23 | 0 | 0 |
| | Birmingham | 0 | 0 | 0.00 | 1 | 1 | 0 | 0 | 0 | 5.0 | 1 | 1 | 0 | 0 | 0 | 1 | 0 | 1 | 0 | 0 |
| 2015 | Birmingham | 5 | 5 | 2.97 | 23 | 23 | 1 | 1 | 0 | 112.0 | 89 | 49 | 37 | 3 | 1 | 48 | 0 | 108 | 4 | 1 |
| | CHICAGO (AL) | 0 | 2 | 4.80 | 7 | 2 | 0 | 0 | 0 | 15.0 | 14 | 8 | 8 | 1 | 0 | 9 | 1 | 20 | 0 | 0 |
| 2016 | Tulsa | 0 | 0 | 1.93 | 3 | 1 | 0 | 0 | 0 | 4.2 | 2 | 1 | 1 | 1 | 0 | 1 | 0 | 7 | 0 | 0 |
| | Oklahoma City | 0 | 0 | 2.38 | 4 | 3 | 0 | 0 | 0 | 11.1 | 12 | 3 | 3 | 0 | 0 | 2 | 0 | 15 | 0 | 0 |
| ML Totals | | 0 | 2 | 4.80 | 7 | 2 | 0 | 0 | 0 | 15.0 | 14 | 8 | 8 | 1 | 0 | 9 | 1 | 20 | 0 | 0 |
| Minor League Totals | | 16 | 25 | 3.79 | 99 | 84 | 3 | 1 | 0 | 398.2 | 343 | 208 | 168 | 20 | 18 | 166 | 0 | 412 | 34 | 4 |

CAREER TRANSACTIONS

2009 — Signed by the Boston Red Sox as a non-drafted international free agent, December 14. **2013** — Traded to the Chicago White Sox as part of a three-team deal in which Chicago acquired outfielder Avisail Garcia from Detroit and pitcher Jeffrey Wendelken and infielder Cleuluis Rondon from Boston; Boston acquired pitcher Jake Peavy from Chicago and Brayan Villarreal from Detroit and Detroit acquired infielder Jose Iglesias from Boston, July 30. **2015** — Traded to the Los Angeles Dodgers with infielder Micah Johnson and outfielder Trayce Thompson in a three-team trade in which the Dodgers sent infielders Brandon Dixon and Jose Peraza at outfielder Scot Schebler to Cincinnati and the Reds sent infielder Todd Frazier to Chicago, December 6. **2016** — On the disabled list, February 20 to June 11; included rehabilitation assignment to Tulsa, May 22 to 29, and Oklahoma City, May 30 to June 11. Traded to the Oakland Athletics with minor league pitchers Jharel Cotton and Grant Holmes for pitcher Rich Hill and outfielder Josh Reddick, August 1.

VS. THE AMERICAN LEAGUE

| 2016 | CAREER | | | | | | | | | | | | | |
|------|--------|---|---|---|-----|----|-----------|------|---|---|---|---|-----|----|
| ERA | W | L | S | G | IP | ER | vs. TEAM | ERA | W | L | S | G | IP | ER |
| — | 0 | 0 | 0 | 0 | 0.0 | 0 | Cleveland | 0.00 | 0 | 0 | 0 | 2 | 2.0 | 0 |
| — | 0 | 0 | 0 | 0 | 0.0 | 0 | Detroit | 9.00 | 0 | 2 | 0 | 2 | 7.0 | 7 |
| — | 0 | 0 | 0 | 0 | 0.0 | 0 | Minnesota | 2.25 | 0 | 0 | 0 | 2 | 4.0 | 1 |
| — | 0 | 0 | 0 | 0 | 0.0 | 0 | Oakland | 0.00 | 0 | 0 | 0 | 1 | 2.0 | 0 |

BALLPARK BREAKDOWN

| | ERA | W | L | S | G | IP | ER |
|---------------------|-------|---|---|---|---|------|----|
| Comerica Park | 18.00 | 0 | 1 | 0 | 1 | 3.0 | 6 |
| Progressive Field | 0.00 | 0 | 0 | 0 | 1 | 1.0 | 0 |
| Target Field | 0.00 | 0 | 0 | 0 | 1 | 1.0 | 0 |
| U.S. Cellular Field | 1.80 | 0 | 1 | 0 | 4 | 10.0 | 2 |

MONTHLY BREAKDOWN

| 2016 | CAREER | | | | | | | | | | | | | |
|------|--------|---|---|---|-----|----|-----------|------|---|---|---|---|------|----|
| ERA | W | L | S | G | IP | ER | by MONTH | ERA | W | L | S | G | IP | ER |
| — | 0 | 0 | 0 | 0 | 0.0 | 0 | September | 5.73 | 0 | 1 | 0 | 6 | 11.0 | 7 |
| — | 0 | 0 | 0 | 0 | 0.0 | 0 | October | 2.25 | 0 | 1 | 0 | 1 | 4.0 | 1 |

FIELDING STATISTICS

| Pitcher | Year | Pct. | G | PO | A | E | TC | DP |
|---------------|------|--------------|----------|----------|----------|----------|----------|----------|
| | 2015 | 1.000 | 7 | 0 | 1 | 0 | 1 | 0 |
| Totals | | 1.000 | 7 | 0 | 1 | 0 | 1 | 0 |

PITCHING BREAKDOWN

| 2016 | CAREER | | | | | | | | | | | | | |
|------|--------|---|---|---|-----|----|-------------|-------|---|---|---|---|------|----|
| ERA | W | L | S | G | IP | ER | by CATEGORY | ERA | W | L | S | G | IP | ER |
| — | 0 | 0 | 0 | 0 | 0.0 | 0 | Home | 1.80 | 0 | 1 | 0 | 4 | 10.0 | 2 |
| — | 0 | 0 | 0 | 0 | 0.0 | 0 | Away | 10.80 | 0 | 1 | 0 | 3 | 5.0 | 6 |
| — | 0 | 0 | 0 | 0 | 0.0 | 0 | Day | 6.55 | 0 | 2 | 0 | 4 | 11.0 | 8 |
| — | 0 | 0 | 0 | 0 | 0.0 | 0 | Night | 0.00 | 0 | 0 | 0 | 3 | 4.0 | 0 |
| — | 0 | 0 | 0 | 0 | 0.0 | 0 | Pre-ASG | — | 0 | 0 | 0 | 0 | 0.0 | 0 |
| — | 0 | 0 | 0 | 0 | 0.0 | 0 | Post-ASG | 4.80 | 0 | 2 | 0 | 7 | 15.0 | 8 |
| — | 0 | 0 | 0 | 0 | 0.0 | 0 | Starter | 9.00 | 0 | 2 | 0 | 2 | 7.0 | 7 |
| — | 0 | 0 | 0 | 0 | 0.0 | 0 | Reliever | 1.13 | 0 | 0 | 0 | 5 | 8.0 | 1 |

MONTAS' CAREER BESTS

Low Hit Complete Game: None
Innings Pitched: 4.0, October 4, 2015 vs. Detroit.
As reliever: 3.0, September 13, 2015 vs. Minnesota.
Strikeouts: 7, October 4, 2015 vs. Detroit. **As reliever:** 5, September 13, 2015 vs. Minnesota
Pitches: 77, October 4, 2015 vs. Detroit
Longest Winning Streak: None
Longest Losing Streak: 2, September 23, 2015 to present
Longest Scoreless Streak: 4.0, September 2 to 13, 2015

**INFIELDER****Height/Weight:** 6-0 / 210**Bats/Throws:** Left / Right**Birthdate:** August 25, 1990**Opening Day Age:** 26**Birthplace/Resides:** Midland, Texas / Keller, Texas**Major League Service:** 1 year, 31 days**Obtained:** Selected in 5th round of the 2012 First-Year Player Draft**Contract Status:** First year of a one-year contract through 2017**NON-ROSTER INVITEE****CAREER HIGHLIGHTS**

Was the A's fifth round selection in the 2012 draft and has a .195 average with five home runs and 17 RBI in 96 games over seven stints with Oakland over the last two seasons...is a .268 (435-for-1622) hitter with 48 home runs and 247 RBI in 450 games in five seasons in the minors...has 277 walks for a .375 on-base percentage...has played in 306 games at first base, 67 at third base, 28 in left field, nine in right field and three at second base...was named to the Texas League Midseason All-Star team in 2014...led the league and tied for fifth in the minors with 87 walks...was a California League Midseason All-Star in 2013...played in the Arizona Fall League in 2013...was rated as the A's No. 6 prospect by *Baseball America* following the 2013 season.

2016 HIGHLIGHTS

Batted .186 in 51 games over three stints with the A's after hitting .206 in 45 games over four stints with Oakland in his Major League debut in 2015...his slugging percentage dropped from .392 in 2015 to .257 in 2016...however, his on-base percentage improved from .268 to .308...made each of his 34 starts against right-handed pitchers...hit .185 (20-for-108) with all 20 of his walks and all four of his extra base hits (two doubles, two home runs) against right-handers...was just 1-for-5 (.200) against lefties...has made all 60 of his career starts against righties and is a .196 (41-for-209) career hitter against righties compared to .167 (1-for-6) against southpaws...batted .257 in 14 games before the All-Star Break, .154 in 37 games after the break...hit .224 in Oakland, .145 on the road...batted .273 with both of his home runs in 18 day games, .130 in 33 games at night...went 2-for-28 (.071) with two outs but both of the hits came with runners in scoring position (2-for-8, .250)...was 0-for-10 when putting the first pitch in play and is 1-for-17 (.059) in his career...appeared in 21 games (19 starts) at second base, 17 games (13 starts) in right field, four games in left field and one game (one start) at third base...made his only error in his one game at third base...did not commit an error in 75 total chances at second base...had never played second base or outfield in the majors prior to 2016...hit .256 as an outfielder and .169 as an infielder...was also 0-for-9 with five strikeouts as a pinch hitter...is 2-for-18 (.111) with seven strikeouts in the pinch in his career...saw his most action with 11 starts in both the eight and nine spots in the order.

OAKLAND: Was recalled from Nashville the first time on May 17 and made his 2016 debut with a start at third base against New York (AL) on May 21...went 2-for-3 to match his career high for hits (fourth time)...was 0-for-2 with a walk in a start at designated hitter against the Yankees the next day but those were his only two games before he was optioned to Nashville May 25...returned for his second stint June 10 and hit .233 in 12 games before he was optioned again on June 28...appeared exclusively in right field on defense during his second stint and made 10 starts...had a career-high six-game hitting streak from June 21 to July 31...went 6-for-19 (.316) during the streak...was recalled for a third time July 25 and spent the remainder of the season with Oakland...hit .154 with two home runs and six RBI over his final 37 games, including 22 starts (19 at second base, three in right field)...made each of his 18 starts from Aug. 4 to 30 at second base and went 7-for-55 (.127) in 20 games total over that span...hit his only two home runs over a one week span on Aug. 4 at Los Angeles (AL) and Aug. 11 against Baltimore...had a career-high 0-for-15 streak from Aug. 24 to Sept. 3...batted .133 in 22 games and 69 plate appearances in August...among players with 60 or more plate appearances in August, that was the second lowest mark in Oakland history to Dick Green, who hit .114 in 86 plate appearances in 1970...appeared in just 13 of the A's final 29 games beginning Sept. 2 and went 3-for-15 (.200) with four walks...made two starts over that stretch, both in right field (Sept. 7 and 9).

NASHVILLE: Hit .251 with eight home runs and 26 RBI in 64 games with Nashville...also walked 35 times for a .360 on-base percentage...was successful in each of his five stolen base attempts...batted .257 (47-for-183) with seven of his eight home runs against right-handed pitching compared to .225 (9-for-40) against left-handers...hit .305 with six of his eight home runs on the road, .190 at home...had a .542 slugging percentage on the road compared to .257 at home...batted .303 with four home runs with runners on base, .216 with four home runs with the bases empty...had a .200 average with runners in scoring position, including .056 with RISP and two outs...appeared in 28 games in left field, 13 at third base, eight in right field, three at first base and three at second base...made just one error, and it came as a third baseman...had three assists in his 36 games as an outfielder...hit in every spot in the order except leadoff...batted .220 in 30 games batting third, .281 in his other 34 games...hit .200 with one RBI over his first 12 games...then had an eight-game hitting streak from April 20 to 28 and scored a run in each of the eight games...went 12-for-30 (.400) with three doubles, five home runs, 12 RBI and 11 runs scored during the streak...had just three home runs and 13 RBI over his final 53 games...was batting .279 with six home runs and 15 RBI in 37 games when he was recalled by Oakland the first time on May 17...went 7-for-34 (.206) with a home run and five RBI in seven games with the Sounds during his second stint from May 25 to June 9...that included a 3-for-5, three-RBI game at Las Vegas May 26 when he had season highs in hits and RBI...was optioned back to Nashville a final time June 28 and hit .224 with a home run and six RBI over his final 20 games...went 1-for-19 over his first five contests following his option but then hit .292 over his final 15 games...made his professional debut as a second baseman July 5 at Memphis and went 3-for-4 with a double...hit a two-run home run in his only pinch hitting appearance the next day against the Redbirds.

CAREER

2015—Made both his Triple-A debut and Major League debut in 2015, his fourth professional season...batted .206 with three home runs and nine RBI in 45 games over four stints with Oakland and .274 with four home runs and 35 RBI in 60 games with Nashville...also had eight doubles and one triple with the A's and 12 of his 21 hits were extra base hits (57.1%)...that was the fourth highest percentage in Oakland history among players with at least 100 plate appearances...made each of his 27 starts against a right-handed pitcher...had just two plate appearances against a left-hander and went 0-for-1 with a walk...batted .259 with all three of his home runs with two outs...had a .289 batting average against American League West competition, .156 against all other teams...hit .205 at home, .206 on the road...batted .148 with runners in scoring position and .100 with no walks when leading off an inning...hit .172 against a pitcher the first time he saw him in a game, .217 the second time and .333 after that...started 17 games at first base and 10 at third base...made two errors as a first baseman (.987 fielding percentage) and four in 16 games overall at third base (.846 fielding percentage)...entered 2015 with just 22 games of professional experience at third base...was selected from Triple-A Nashville April 25 and saw most of his action during his first stint...hit .203 with two home runs and six RBI in 34 games before he was optioned to Nashville June 30...went 5-for-23 (.217) with a home run and three RBI in 11 games over his final three stints...made his ML debut April 25 with a start at third base against Houston...singled off Scott Feldman in the seventh inning for his first ML hit...hit his first ML home run May 17 against Chicago (AL), a two-run shot off Jeff Samardzija in the fourth inning...that started a five-game stretch from through May 21 where he went 5-for-13 (.385) with four runs, two doubles and two home runs...played in just one game during his second stint from July 28 to Aug. 3, going 1-for-3 in a start at third base against Cleveland Aug. 1...returned for a third time Aug. 24, had a pinch hit single Aug. 28 at Arizona, and was sent back to Nashville Aug. 29...returned for good Sept. 8 following the conclusion of the Sounds season and went 3-for-19 (.158) in nine games...with Nashville, he batted .286 against right-handed pitching compared to .246 against left-handers...hit .366 while playing first base, .310 with runners in scoring position and two outs and .301 at home...had a .274 batting average and two home runs with the base empty compared to .274 with two home runs and runners on base...appeared in 32 games at third base and 26 at first base...committed four errors as a third baseman (.957 fielding percentage) and two as a first baseman (.990)...hit in every spot in the order except first, second and ninth...saw his most action with 21 games batting sixth...had his first of two three-hit games April 10 at Colorado Springs (also April 24 against Oklahoma City)...was batting .293 with a home run and 10 RBI in 15 games when he was promoted to Oakland April 25...returned to Nashville in July and hit .211 with three home runs and eight RBI in 22 games in the month...homered in back-to-back games July 11 and 12 at Memphis...had a season-high three RBI Aug. 7 against Memphis...batted .327 in 16 games in August...hit safely in each of his final nine games (10-for-33, .303), which was his longest hitting streak

of the season...played for Jalisco in the Mexican Pacific Winter League following the season and hit .320 with a home run and two RBI in seven games.

2014—Spent the entire season at Double-A Midland and batted .264 with seven home runs and 63 RBI in 122 games...added 87 walks for a .385 on-base percentage...led the Texas League in walks and on-base percentage and ranked third in RBI...tied for fifth in all minor league baseball in walks...ranked second in the A's farm system in walks, fourth in on-base percentage and 10th in RBI...was named to the TL Midseason All-Star team...grounded into just one double play in 435 at bats...hit .272 with six of his seven home runs off right-handed pitching compared to .248 against left-handers...had a .303 batting average and .395 on-base percentage when leading off an inning...went 7-for-15 (.467) with two grand slams and 24 RBI with the bases loaded...six of his seven home runs came with runners on base...hit .271 at night, .216 during the day...clubbed all seven of his home runs at night...appeared in 86 games at first base, 22 at third base and one in right field...led TL first basemen in assists (54) and tied for the lead in double plays (78)...committed four errors as a first baseman (.995 fielding percentage) and four as a third baseman (.941)...batted .219 in 73 games while hitting third in the order compared to .335 in all other spots in the order...hit .269 over his first 15 games but drew 18 walks for a .457 on-base percentage...grounded into his only double play of the season April 5 against Arkansas...finished the season with a 119-game, 427-at bat streak without a GIDP...had a season-high six RBI April 8 against Northwest Arkansas...reached base safely in 19 consecutive games from April 26 to June 1...hit .344 with a .429 on-base percentage during the streak...began the streak with a season-best nine-game hitting streak through May 4 (14-for-32, .438)...was batting .320 with two home runs, 19 RBI and 24 walks (.446 on-base percentage) in 29 games when he was placed on the disabled list May 6 with a lacerated left thumb...was reinstated May 23 and hit .247 with five home runs, 44 RBI and 63 walks (.363 on-base percentage) over his final 93 contests...hit .357 in 13 games in May...started at first base for the South Division All-Stars in the Texas League All-Star Game June 24 at Arkansas and went 0-for-3 with a strikeout...connected for grand slams in back-to-back games on July 14 and 15 at Corpus Christi...had nine RBI in the two games, including five on the 14th...was named Texas League Player of the Week for the week of July 14-20 after going 10-for-23 (.435) with six runs scored, one double, three home runs, 16 RBI and 10 walks...had a .870 slugging percentage and .606 on-base percentage...batted .237 with two home runs, three RBI, three walks and seven runs scored in nine postseason games to help Midland win the Texas League Championship.

2013—Began the year at Single-A Stockton and hit .285 with 21 home runs and 76 RBI in 93 games before earning a promotion to Double-A Midland July 14...hit .250 with the RockHounds and batted a combined .273 with 25 home runs and 100 RBI in 140 games overall...tied for second in minor league baseball in games played and tied for 10th in RBI...led the A's farm system in home runs, RBI, walks (88) and total bases (249), ranked third in runs (89), hits (143) and extra base hits (53), fourth in slugging (.476) and fifth in on-base percentage (.381)...had a .400 on-base percentage with Stockton, which ranked fourth in the California League...led the CL in intentional walks (9) and had the second best at bat per home run ratio (16.71)...was named to the Cal League Midseason All-Star team...hit .284 with 20 of his 25 home runs against right-handed pitching...batted .313 with runners in scoring position, including .386 with RISP and two outs...was 5 for 9 (.556) with a home run and 15 RBI with the bases loaded...appeared exclusively at first base on defense (128 games)...hit two home runs April 7 against Bakersfield and April 19 at Modesto...had a total of four multi-homer games for the season...was perfect 4-for-4 with a walk May 20 against Lake Elsinore...it was his first of two four-hit games (June 12 at Inland Empire)...reached base safely in 27 consecutive games from May 30 to June 28...hit .356 with 11 home runs, 37 RBI and a .446 on-base percentage during the streak...hit a grand slam June 2 against San Jose...then hit three home runs and drove in a season-high five runs June 5 against Lancaster...was named Cal League Player of the Week for the Week of June 3-9 after hitting .393 (11-for-28) with five home runs and 16 RBI in seven games...started at first base for the Cal League All-Stars June 18 and went 0-for-1 with three walks against the Carolina League All-Stars...hit .340 with 11 home runs and 37 RBI in 27 games in June...led all of minor league baseball in RBI in June and tied for second in home runs...had his fourth multi-homer game of the season, a two-homer performance Sept. 1 against Frisco...hit .224 with 10 walks (.350 on-base percentage) and three RBI in 15 games for Mesa in the Arizona Fall League...was rated as the A's No. 6 prospect by *Baseball America* following the season...was also named as the best defensive first baseman in the Cal League.

2012—Made his professional debut with Single-A Burlington and hit .275 with 20 doubles, two triples, four home runs and 23 RBI in 64 games...added 41 walks for a .383 on-base percentage...hit .307 against right-handed pitching and .354 during the day...63 of his 64 appearances came as a first baseman...went 2-for-3 with a home run and three RBI in his professional debut June 24 against Wisconsin...had a 10-game hitting streak from July 25 to Aug. 4 (15-for-40, .375)...went 3-for-11 (.273) with a RBI in three postseason games for the Bees.

PERSONAL/MISCELLANEOUS

Maxwell Steven Muncy was originally signed by A's scout Armann Brown...graduated from Keller (TX) High School...attended Baylor University...was a Freshman All-American in 2010 and an All-Big 12 selection in 2011 and 2012.

LIFETIME PLAYING RECORD

| Year | Club | AVG. | G | AB | R | H | 2B | 3B | HR | RBI | SH | SF | HP | BB | SO | SB | CS | SLG | OBP | E |
|------------------|------------|-------------|-----------|------------|-----------|-----------|-----------|----------|----------|-----------|----------|----------|----------|-----------|-----------|----------|----------|-------------|-------------|----------|
| 2012 | Burlington | .275 | 64 | 229 | 34 | 63 | 20 | 2 | 4 | 23 | 0 | 3 | 1 | 41 | 37 | 3 | 1 | .432 | .383 | 6 |
| 2013 | Stockton | .285 | 93 | 351 | 67 | 100 | 13 | 1 | 21 | 76 | 0 | 6 | 7 | 64 | 68 | 1 | 1 | .507 | .400 | 3 |
| | Midland | .250 | 47 | 172 | 22 | 43 | 12 | 2 | 4 | 24 | 0 | 1 | 0 | 24 | 34 | 0 | 1 | .413 | .340 | 6 |
| 2014 | Midland | .264 | 122 | 435 | 59 | 115 | 23 | 3 | 7 | 63 | 0 | 6 | 2 | 87 | 92 | 7 | 2 | .379 | .385 | 8 |
| 2015 | Nashville | .274 | 60 | 212 | 24 | 58 | 14 | 1 | 4 | 35 | 0 | 4 | 1 | 26 | 58 | 0 | 1 | .406 | .350 | 6 |
| | OAKLAND | .206 | 45 | 102 | 14 | 21 | 8 | 1 | 3 | 9 | 0 | 1 | 0 | 9 | 31 | 0 | 0 | .392 | .268 | 6 |
| 2016 | Nashville | .251 | 64 | 223 | 34 | 56 | 7 | 2 | 8 | 26 | 1 | 4 | 5 | 35 | 54 | 5 | 0 | .408 | .360 | 1 |
| | OAKLAND | .186 | 51 | 113 | 13 | 21 | 2 | 0 | 2 | 8 | 0 | 0 | 0 | 20 | 24 | 0 | 0 | .257 | .308 | 1 |
| ML Totals | | .195 | 96 | 215 | 27 | 42 | 10 | 1 | 5 | 17 | 0 | 1 | 0 | 29 | 55 | 0 | 0 | .321 | .290 | 7 |

CAREER TRANSACTIONS

2009 — Selected by the Cleveland Indians organization in the 41st round of the First-Year Player Draft; did not sign.

2012 — Selected by the Oakland Athletics organization in the 5th round of the First-Year Player Draft.

VS. THE AMERICAN LEAGUE

| 2016 | | CAREER | | | | | | | | |
|------|----|--------|----|-----|-------------|------|----|---|----|-----|
| AVG. | AB | H | HR | RBI | vs. TEAM | AVG. | AB | H | HR | RBI |
| .111 | 9 | 1 | 1 | 1 | Baltimore | .111 | 9 | 1 | 1 | 1 |
| .000 | 2 | 0 | 0 | 0 | Boston | .000 | 11 | 0 | 0 | 0 |
| .000 | 3 | 0 | 0 | 1 | Chicago | .083 | 12 | 1 | 1 | 4 |
| .273 | 11 | 3 | 0 | 1 | Cleveland | .286 | 14 | 4 | 0 | 1 |
| — | 0 | 0 | 0 | 0 | Detroit | .125 | 8 | 1 | 0 | 1 |
| .000 | 5 | 0 | 0 | 0 | Houston | .222 | 18 | 4 | 1 | 1 |
| .500 | 2 | 1 | 0 | 0 | Kansas City | .167 | 6 | 1 | 0 | 0 |
| .233 | 30 | 7 | 1 | 3 | Los Angeles | .225 | 40 | 9 | 2 | 5 |
| — | 0 | 0 | 0 | 0 | Minnesota | .000 | 3 | 0 | 0 | 1 |
| .400 | 5 | 2 | 0 | 0 | New York | .400 | 10 | 4 | 0 | 0 |
| — | 0 | 0 | 0 | 0 | Oakland | — | 0 | 0 | 0 | 0 |
| .154 | 13 | 2 | 0 | 0 | Seattle | .200 | 15 | 3 | 0 | 0 |
| — | 0 | 0 | 0 | 0 | Tampa Bay | .083 | 12 | 1 | 0 | 0 |
| .182 | 11 | 2 | 0 | 0 | Texas | .250 | 24 | 6 | 0 | 0 |
| — | 0 | 0 | 0 | 0 | Toronto | — | 0 | 0 | 0 | 0 |

VS. THE NATIONAL LEAGUE

| 2016 | | CAREER | | | | | | | | |
|------|----|--------|----|-----|---------------|-------|----|---|----|-----|
| AVG. | AB | H | HR | RBI | vs. TEAM | AVG. | AB | H | HR | RBI |
| — | 0 | 0 | 0 | 0 | Arizona | 1.000 | 1 | 1 | 0 | 0 |
| .167 | 6 | 1 | 0 | 0 | Chicago | .167 | 6 | 1 | 0 | 0 |
| .000 | 5 | 0 | 0 | 0 | Cincinnati | .000 | 5 | 0 | 0 | 0 |
| .400 | 5 | 2 | 0 | 1 | Milwaukee | .400 | 5 | 2 | 0 | 1 |
| .000 | 6 | 0 | 0 | 1 | St. Louis | .000 | 6 | 0 | 0 | 1 |
| — | 0 | 0 | 0 | 0 | San Diego | .222 | 9 | 2 | 0 | 0 |
| — | 0 | 0 | 0 | 0 | San Francisco | 1.000 | 1 | 1 | 0 | 1 |

MONTHLY BREAKDOWN

| 2016 | | CAREER | | | | | | | | |
|------|----|--------|----|-----|-----------|------|----|----|----|-----|
| AVG. | AB | H | HR | RBI | by MONTH | AVG. | AB | H | HR | RBI |
| — | 0 | 0 | 0 | 0 | April | .143 | 7 | 1 | 0 | 0 |
| .400 | 5 | 2 | 0 | 0 | May | .271 | 48 | 13 | 2 | 5 |
| .233 | 30 | 7 | 0 | 2 | June | .186 | 59 | 11 | 0 | 3 |
| .333 | 3 | 1 | 0 | 0 | July | .333 | 3 | 1 | 0 | 0 |
| .133 | 60 | 8 | 2 | 5 | August | .156 | 64 | 10 | 2 | 5 |
| .200 | 15 | 3 | 0 | 1 | September | .182 | 33 | 6 | 1 | 4 |
| — | 0 | 0 | 0 | 0 | October | .000 | 1 | 0 | 0 | 0 |

BATTING BREAKDOWN

| 2016 | | CAREER | | | | | | | | |
|------|-----|--------|----|-----|-------------------|------|-----|----|----|-----|
| AVG. | AB | H | HR | RBI | by CATEGORY | AVG. | AB | H | HR | RBI |
| .224 | 58 | 13 | 1 | 4 | Home | .216 | 97 | 21 | 2 | 8 |
| .145 | 55 | 8 | 1 | 4 | Away | .178 | 118 | 21 | 3 | 9 |
| .273 | 44 | 12 | 2 | 5 | Day | .222 | 90 | 20 | 3 | 11 |
| .130 | 69 | 9 | 0 | 3 | Night | .176 | 125 | 22 | 2 | 6 |
| .257 | 35 | 9 | 0 | 2 | Pre-ASG | .219 | 114 | 25 | 2 | 8 |
| .154 | 78 | 12 | 2 | 6 | Post-ASG | .168 | 101 | 17 | 3 | 9 |
| .200 | 5 | 1 | 0 | 1 | vs. LHP | .167 | 6 | 1 | 0 | 1 |
| .185 | 108 | 20 | 2 | 7 | vs. RHP | .196 | 209 | 41 | 5 | 16 |
| .200 | 25 | 5 | 0 | 6 | RISP | .173 | 52 | 9 | 0 | 10 |
| .000 | 1 | 0 | 0 | 1 | Bases Loaded | .000 | 4 | 0 | 0 | 3 |
| .000 | 9 | 0 | 0 | 0 | Pinch Hitter | .111 | 18 | 2 | 0 | 0 |
| .000 | 3 | 0 | 0 | 0 | Designated Hitter | .000 | 4 | 0 | 0 | 0 |

BALLPARK BREAKDOWN

| | AVG. | AB | H | HR | RBI |
|--------------------------|-------|----|----|----|-----|
| Angel Stadium | .241 | 29 | 7 | 2 | 4 |
| Busch Stadium | .000 | 6 | 0 | 0 | 1 |
| Chase Field | 1.000 | 1 | 1 | 0 | 0 |
| Comerica Park | .000 | 3 | 0 | 0 | 0 |
| Fenway Park | .000 | 4 | 0 | 0 | 0 |
| Globe Life Arlington | .250 | 16 | 4 | 0 | 0 |
| Great American Ball Park | .000 | 5 | 0 | 0 | 0 |
| Kauffman Stadium | .500 | 2 | 1 | 0 | 0 |
| Minute Maid Park | .231 | 13 | 3 | 1 | 1 |
| Oakland Coliseum | .216 | 97 | 21 | 2 | 8 |
| PETCO Park | .222 | 9 | 2 | 0 | 0 |
| Progressive Field | .333 | 3 | 1 | 0 | 0 |
| Safeco Field | .250 | 4 | 1 | 0 | 0 |
| Target Field | .000 | 3 | 0 | 0 | 1 |
| Tropicana Field | .083 | 12 | 1 | 0 | 0 |
| U.S. Cellular Field | .000 | 8 | 0 | 0 | 2 |

FIELDING STATISTICS

First Base

| YEAR | PCT. | G | PO | A | E | TC | DP |
|---------------|-------------|-----------|------------|-----------|----------|------------|----------|
| 2015 | .987 | 23 | 137 | 10 | 2 | 149 | 9 |
| Totals | .987 | 23 | 137 | 10 | 2 | 149 | 9 |

Second Base

| YEAR | PCT. | G | PO | A | E | TC | DP |
|---------------|--------------|-----------|-----------|-----------|----------|-----------|----------|
| 2016 | 1.000 | 21 | 24 | 51 | 0 | 75 | 9 |
| Totals | 1.000 | 21 | 24 | 51 | 0 | 75 | 9 |

Third Base

| YEAR | PCT. | G | PO | A | E | TC | DP |
|---------------|-------------|-----------|----------|-----------|----------|-----------|----------|
| 2015 | .846 | 16 | 5 | 17 | 4 | 26 | 0 |
| 2016 | .750 | 1 | 0 | 3 | 1 | 4 | 1 |
| Totals | .833 | 17 | 5 | 20 | 5 | 30 | 1 |

Outfield

| YEAR | PCT. | G | PO | A | E | TC | DP |
|---------------|--------------|-----------|-----------|----------|----------|-----------|----------|
| 2016 | 1.000 | 21 | 29 | 1 | 0 | 30 | 0 |
| Totals | 1.000 | 21 | 29 | 1 | 0 | 30 | 0 |

MUNCY'S CAREER BESTS

Hits: 2 (four times), last: May 21, 2016 vs. New York (AL)

Home Runs: 1 (five times), last: August 11, 2016 vs. Baltimore

Runs Batted In: 2, May 17, 2015 vs. Chicago (AL)

Stolen Bases: None

Hitting Streak: 6, June 21 to July 31, 2016

Hitless Streak (At Bats): 15, August 24 to September 3, 2016

Game Ending RBI: None

Grand Slams: None

Pinch-Hit Home Runs: None

Inside-The-Park Home Runs: None

Lead Off Home Runs: None

**INFIELDER****Height/Weight:** 6-0 / 201**Bats/Throws:** Right / Right**Birthdate:** January 23, 1995**Opening Day Age:** 22**Birthplace/Resides:** Nagua, Dominican Republic / Nagua, Dominican Republic**Major League Service:** None**Obtained:** Signed as a non-drafted free agent, January 27, 2012**Contract Status:** First year of a one-year contract through 2017**CAREER HIGHLIGHTS**

Was signed by the A's as a non-drafted free agent on January 27, 2012 and is a .256 (340-for-1330) hitters with 28 home runs and 160 RBI in 361 games in five professional seasons...has appeared in 261 games at shortstop, 39 at third base and 36 at second base...played in the Arizona Fall League in 2016...was a Midwest League Midseason All-Star in 2015...was rated as the A's 10th best prospect by *Baseball America* following the 2015 season...was named to the NYPL Midseason All-Star Team in 2014.

2016 HIGHLIGHTS

Batted .240 with nine home runs and 39 RBI in 102 games in his Double-A debut with Midland...walked just 23 times and matched his career low with a .286 on-base percentage...equaled his career high with three triples...was 6-for-13 (46.2%) in stolen base attempts...hit .313 (30-for-96) against left-handed pitchers compared to .216 (63-for-291) against right-handers...had a .219 batting average with four home runs in 34 games before the All-Star Break, .252 with five home runs in 68 games after the break...batted .246 with all nine of his home runs in 92 night games...hit .195 in 10 day games...connected for six of his nine home runs on the road...went 0-for-10 with one RBI the bases loaded...appeared in 41 games at shortstop, 27 at second base and 25 at third base...committed 12 errors as a shortstop (.937 fielding percentage), three as a second baseman (.979) and four as a third baseman (.956)...also batted .303 in nine games as the designated hitter...hit in every spot in the order except leadoff...saw his most action batting seventh where he had a .290 batting average in 28 games...began the season on the disabled list with a bruised right heel...was reinstated April 26 and hit safely in each of his first three games (4-for-11, .364)...went 3-for-4 with a double, two home runs and a season-high four RBI May 9 at Frisco...also homered the next day against the RoughRiders...then homered just once over his next 76 games...collected a season-high four hits May 14 at San Antonio and a four-game hitting streak from May 14 to 19 (7-for-16, .438) boosted his season batting average to .281...then went 13-for-81 (.160) over his next 20 games to fall to .214 on June 23...had his lone two-steal game of the season May 17 against Frisco and also walked a season-high three times...had a 17-game streak without an extra base hit from May 23 to June 23...went 10 consecutive games without a strikeout from July 9 to 19...had a season-high nine-game hitting streak from July 13 to 21 (13-for-33, .394), which boosted his average from .225 to .249...had a 23-game streak without a walk from July 17 to Aug. 12...went 2-for-32 (.063) over a nine-game stretch from Aug. 6 to 16...then hit .304 with four home runs and 10 RBI over his final 18 games...homered in back-to-back games a second time Aug. 30 and 31 against San Antonio...hit .387 (12-for-31) with seven runs scored, three doubles and four RBI in eight postseason games for the Texas League Champion RockHounds...played for Mesa in the Arizona Fall League following the season and batted .270 with no home runs and seven RBI in 21 games.

CAREER

2015—Began the season at Single-A Beloit and hit .236 with nine home runs and 48 RBI in 97 games...was named to the Midwest League Midseason All-Star Team...was promoted to Single-A Stockton July 27 and hit .320 with four home runs and 26 RBI in 39 games with Ports...combined for a .260 average in 136 games overall...had career highs in games, at bats (519), runs (69), hits (135), doubles (26), triples (3), home runs (13), RBI (74), walks (33) and strikeouts (82)...ranked fifth in the A's farm system in RBI, seventh in hits, eighth in total bases (206) and tied for eighth in runs and home runs...hit .271 against left-handed pitching compared to .258 with 11 of his 13 home runs against right-handers...batted .227 with the bases empty, .293 with runners on base...had a .306 batting average with runners in scoring position, including .327 with RISP and two outs...appeared exclusively at shortstop on defense...

committed 34 errors in 125 games for a .937 fielding percentage...also hit .163 in 11 games as the designated hitter...batted in every spot in the order except fifth and saw his most playing time with 107 games in the three spot...went 4-for-5 with a pair of triples May 12 at Quad Cities...hit two home runs May 23 against Cedar Rapids...drove in a season-high four runs June 3 against Fort Wayne...was a defensive replacement for the West club in the Midwest League All-Star Game at Peoria on June 23 and went 0-for-1...had a season-best eight-game hitting streak from Aug. 1 to 8...went 12-for-32 (.375) with four doubles, a home run and 10 RBI during the streak...was 2-for-4 with a walk and scored a season-high four runs Aug. 17 against San Jose...matched his season-high with four RBI Aug. 26 at High Desert...hit .319 with 11 doubles, three home runs and 23 RBI in 29 games in August...had his second four-hit game of the season Sept. 3 at Visalia...went 4-for-14 (.286) with a home run and RBI in three postseason games for Stockton...was rated as the A's 10th best prospect by *Baseball America* following the season.

2014—Spent the entire season with Short-Season Single-A Vermont and hit .298 with five home runs and 20 RBI in 66 games...the batting average was a career high as was his .448 slugging percentage and .319 on-base percentage...stole a career-high 14 bases, which tied for eighth in the A's farm system...tied for fourth in the New York/Penn League in hits (75), tied for sixth in batting, tied for ninth in doubles (17) and tied for 10th in stolen bases...was named to the NYPL Midseason All-Star Team...hit .298 with all five of his home runs against right-handed pitchers compared to .298 against left-handers...connected for four of his five home runs on the road...had a .386 batting average and .407 on-base percentage when leading off an inning...appeared in 53 games at shortstop and eight at third base...committed 17 errors as a shortstop (.941 fielding percentage) and three as a third baseman (.903)...led NYPL shortstops with 41 double plays...saw his most action in the leadoff spot where he hit .283 in 31 games...his batting average was .300 or better for all but nine days of the season, including each of the final six...had a 17-game hitting streak from July 20 to Aug. 6 (23-for-68, .338), which was fourth longest in the NYPL in 2014...started at shortstop for the North team in the NYPL All-Star Game in Brooklyn on Aug. 19 and went 0-for-3 with two strikeouts.

2013—Hit .194 with a home run and five RBI in 25 games with the A's affiliate in the Arizona Rookie League in his first season in the United States...had a .250 batting average against left-handed hitters compared to .176 against right-handers...hit .238 at home, .120 on the road...appeared in 20 games at shortstop and seven at second base...committed four errors, all as a shortstop (.944 fielding percentage)...hit his first professional home run July 13 at the Brewers and also drove in three runs...went 5-for-16 (.313) over his final seven games.

2012—Made his professional debut with the A's affiliate in the Dominican Summer League and batted .229 with no home runs and 22 RBI in 32 games...hit .239 against right-handed pitchers compared to .206 against left-handers...had a .167 batting average with the bases empty, .270 with runners on base...appeared in 22 games at shortstop, six at third base and two at second base...went 1-for-4 with a double and RBI in his debut on June 2 at the Indians.

PERSONAL/MISCELLANEOUS

Yairo Muñoz was originally signed by A's scouts Angel Eusebio and Raymond Abreu.

LIFETIME PLAYING RECORD

| Year | Club | AVG. | G | AB | R | H | 2B | 3B | HR | RBI | SH | SF | HP | BB | SO | SB | CS | SLG | OBP | E |
|----------------------------|---------------|-------------|------------|-------------|------------|------------|-----------|-----------|-----------|------------|----------|-----------|-----------|-----------|------------|-----------|-----------|-------------|-------------|-----------|
| 2012 | DSL Athletics | .229 | 32 | 105 | 13 | 24 | 7 | 3 | 0 | 22 | 1 | 2 | 1 | 10 | 23 | 4 | 3 | .352 | .297 | 12 |
| 2013 | AZL Athletics | .194 | 25 | 67 | 8 | 13 | 3 | 0 | 1 | 5 | 0 | 1 | 2 | 7 | 11 | 1 | 0 | .284 | .286 | 4 |
| 2014 | Vermont | .298 | 66 | 252 | 29 | 75 | 17 | 3 | 5 | 20 | 2 | 2 | 2 | 7 | 42 | 14 | 6 | .448 | .319 | 20 |
| 2015 | Beloit | .236 | 97 | 369 | 48 | 87 | 14 | 3 | 9 | 48 | 1 | 6 | 2 | 22 | 62 | 10 | 2 | .363 | .278 | 23 |
| | Stockton | .320 | 39 | 150 | 21 | 48 | 12 | 0 | 4 | 26 | 1 | 1 | 2 | 11 | 20 | 1 | 1 | .480 | .372 | 11 |
| 2016 | Midland | .240 | 102 | 387 | 44 | 93 | 16 | 3 | 9 | 39 | 1 | 0 | 2 | 23 | 76 | 6 | 7 | .367 | .286 | 19 |
| Minor League Totals | | .256 | 361 | 1330 | 163 | 340 | 69 | 12 | 28 | 160 | 6 | 12 | 11 | 80 | 234 | 36 | 19 | .389 | .301 | 89 |

CAREER TRANSACTIONS

2012 — Signed by the Oakland Athletics organization as a non-drafted free agent, January 27.

**CATCHER****Height/Weight:** 6-3 / 220**Bats/Throws:** Right / Right**Birthdate:** October 4, 1994**Opening Day Age:** 22**Birthplace/Resides:** Peekskill, New York / Dayton, Ohio**Major League Service:** None**Obtained:** Selected in the 3rd round of the 2016 First-Year Player Draft**Contract Status:** First year of a one-year contract through 2017**NON-ROSTER INVITEE****CAREER HIGHLIGHTS**

Was selected by the A's in the third round of the 2016 draft and hit .228 with two home runs and seven RBI in 23 games in his professional debut with the Arizona League A's and Vermont...attended Wright State University, earning All-League honors in 2015.

2016 HIGHLIGHTS

Began his professional career with the A's affiliate in the Arizona Rookie League and went 0-for-3 with a run scored in one game before he was transferred to Short Season Single-A Vermont...hit .237 with two home runs and seven RBI in 22 games with the LakeMonsters and had a .228 batting average overall...batted .261 (6-for-23) against left-handed pitching compared to .214 (12-for-56) with all three of his extra base hits (one double, two home runs) against right-handers...had a .211 batting average with runners in scoring position...hit .190 with a .200 on-base percentage when leading off an inning...with Vermont, he hit .394 with both of his home runs in 10 games at home compared to .116 in 12 games on the road...made 21 of his 23 appearances at catcher and tossed out 11-of-25 (44.0%) attempted base stealers...also went 1-for-6 (.167) in two games as the designated hitter...hit in every spot in the order from fourth through seventh and saw his most action with 10 games batting sixth...made his professional debut June 20 against the Angels for the A's Arizona Rookie League team and went 0-for-3...it was his only game in the AZL as he was transferred to Vermont June 22...went 0-for-7 with two walks over his first two games with the Lake Monsters before collecting his first professional hit, a second inning single June 25 against Staten Island...walked with the bases loaded in the fourth inning that day for his first RBI...went 4-for-4 with his first professional home run June 30 against Aberdeen, giving him a .364 average over his first seven games with Vermont...then went 6-for-48 (.125) over his next 13 games...was hitless over a six-game stretch from July 11 to Sept. 1 (0-for-23)...was out from July 19 to Aug. 31 with cellulitis in his left shin...the injury occurred after fouling a ball off his shin July 6...was a perfect 3-for-3 with a walk, home run and a season-high three RBI in his final game Sept. 5 against Lowell.

PERSONAL/MISCELLANEOUS


Sean Michael Murphy was originally signed by A's scout Rick Sparks...graduated from Centerville High School in Dayton, Ohio...attended Wright State University...was an All-League selection in 2015...earned Horizon League Freshman of the Year honors and was a Louisville Slugger Freshman All-American in 2014.

LIFETIME PLAYING RECORD

| Year | Club | AVG. | G | AB | R | H | 2B | 3B | HR | RBI | SH | SF | HP | BB | SO | SB | CS | SLG | OBP | E |
|----------------------------|---------------|-------------|-----------|-----------|-----------|-----------|----------|----------|----------|----------|----------|----------|----------|----------|-----------|----------|----------|-------------|-------------|----------|
| 2016 | AZL Athletics | .000 | 1 | 3 | 1 | 0 | 0 | 0 | 0 | 0 | 0 | 0 | 0 | 0 | 0 | 0 | 0 | .000 | .000 | 0 |
| | Vermont | .237 | 22 | 76 | 10 | 18 | 1 | 0 | 2 | 7 | 0 | 0 | 0 | 9 | 12 | 1 | 0 | .329 | .318 | 3 |
| Minor League Totals | | .228 | 23 | 79 | 11 | 18 | 1 | 0 | 2 | 7 | 0 | 0 | 0 | 9 | 12 | 1 | 0 | .316 | .307 | 3 |

CAREER TRANSACTIONS

2016 — Selected by the Oakland Athletics organization in the third round of the First-Year Player Draft.

**RIGHT-HANDED PITCHER****Height/Weight:** 6-3 / 215**Bats/Throws:** Right / Right**Birthdate:** November 9, 1988**Opening Day Age:** 28**Birthplace/Resides:** Columbia, South Carolina / Flower Mound, Texas**Major League Service:** 103 days**Obtained:** Signed to a minor league contract, March 28, 2013**Contract Status:** First year of a one-year contract through 2017**NON-ROSTER INVITEE****CAREER HIGHLIGHTS**

Made his Major League debut with the A's in 2016 after seven seasons in the minors...went 2-4 with a 4.24 ERA and two saves in 24 games, including six starts...is 52-48 with a 3.72 ERA (341 er in 824.2 ip) in 153 games, including 138 starts, in the minors...issued six walks in 70.0 innings with the A's (0.77 per nine innings) after walking just 165 batters in 824.2 innings in the minors (1.80 per nine innings)...was originally selected by Florida in the 17th round of the 2010 draft...was released at the end of spring training in 2013 and signed a minor league deal with the A's organization on March 28, 2013.

2016 HIGHLIGHTS

Made his Major League debut and went 2-4 with two saves and a 4.24 ERA in 24 games (six starts) over four stints with the A's...allowed a .265 opponents batting average but issued just six walks in 70.0 innings for a .281 on-base percentage...averaged 0.77 walks per nine innings...based on a minimum of 70 innings pitched, that was the second lowest mark in the majors (Kershaw, LAD 0.66) and third lowest in Athletics history behind Dennis Eckersley (0.49 in 1990) and Bill Fischer (0.56 in 1962)...however, struck out just 27 for an average of 3.47 per nine innings...using the 70 inning minimum, that was the lowest mark in the majors...was 1-1 with an 8.04 ERA and .368 opponents batting in eight games (one start) over his first three stints, all before the All-Star Break...was recalled for his final stint July 21 and went 1-3 with a 3.15 ERA and .230 opponents batting average in 16 games (five starts) after the break...his opponents batting average included a .235 (32-for-136) mark against left-handed hitters compared to .294 (40-for-136) against right-handers...allowed a .233 batting average and seven of his nine home runs with the bases empty compared to .323 with runners on base...yielded a .313 average with runners in scoring position, including .429 with RISP and two outs...opponents hit .275 when leading off an inning but 11 of the 19 hits (six doubles, five home runs) were for extra bases for a .580 slugging percentage...was 1-3 with a 5.74 ERA in his six starting assignments compared to 1-1 with a 3.03 ERA in 18 relief appearances...walked just two batters in 31.1 innings as a starter, four in 38.2 innings of relief...converted 2-of-3 (66.7%) save opportunities and ranked third among American League rookies in saves...allowed 3-of-4 (75.0%) inherited runners to score and first batters faced hit .278 with no walks...was 2-2 with a 3.81 ERA in 17 games at night, 0-2 with a 5.50 ERA in seven games during the day...the A's were 3-3 (.500) in his starting assignments...tossed six innings or fewer in each of his six starts...had four starts with no walks and two with one...pitched at least three innings in eight of his 18 relief appearances and had just two outings with fewer than one inning pitched...averaged 13.3 pitches per inning in relief, which was the lowest among ML relievers...never walked more than one batter in any of his 24 appearances.

OAKLAND: Was selected from Triple-A Nashville May 11 and made his ML debut that day at Boston...allowed three runs on four hits in three innings of relief in a 13-3 A's loss...fanned Jackie Bradley, Jr. with one out in the sixth inning for his first strikeout...was optioned back to Nashville May 13...returned May 25 and made his first start that day at Seattle...allowed a career-high seven runs on a career-high eight hits in 4.0 innings and took the loss in a 13-3 decision...pitched once more in relief before he was optioned to Nashville May 31...was recalled for his third stint June 10 and went 1-0 with a save, a 4.70 ERA and .394 opponents batting average in five relief appearances before he was sent back to the Sounds June 30...issued his first walk with two outs in the sixth inning on July 30 at Cleveland to snap a career-opening nine-game, 18.2-inning, 80-batter faced streak without a walk...the career-opening streak of 18.2 innings without a walk was the longest such streak by an Athletics pitcher since at least

1913...the previous high was 15.1 by Paul Lindblad (Sept. 15, 1965-April 28, 1966)...picked up his first big league save June 13 against Texas when he tossed the final three innings of the A's 14-5 win... was credited with his first ML win June 28 at San Francisco when he tossed a scoreless seventh inning in the A's 13-11 win...returned for his fourth and final stint July 21 and went 1-3 with a save, a 3.15 ERA and .230 opponents batting average over his final 16 games, including five starts...pitched in relief in his first three appearances and did not allow a run (8.1 ip)...then made four straight starts from Aug. 9 to 27, going 1-2 with a 4.64 ERA...picked up his first win as a starter Aug. 9 against Baltimore when he allowed a run in 5.1 innings in a 2-1 win...that gave him a two-game winning streak but he took the loss in three of his next four outings for the first losing streak of his career...yielded a career-high tying eight hits in consecutive starts on Aug. 14 against Seattle and Aug. 21 at Chicago (AL), both losses... logged a career-high 6.0 innings in starts and no decisions on Aug. 27 at St. Louis and Sept. 6 against Los Angeles (AL)...struck out a career-high five batters in the latter contest, which would be his final start of the season...made seven more appearances and compiled a 1.20 ERA and .170 opponents batting average...retired all 15 batters he faced in his final outing Sept. 30 at Seattle to become the second pitcher in Oakland history with five or more perfect innings of relief...the other is Dennis Eckersley, who had 6.0 perfect innings on June 6, 1987 vs. Cleveland...since 1913, the only other A's reliever to do it is Joe Bush (5.0 ip, May 15, 1914 vs. Cleveland)...ended the season by retiring each of the final 19 batters he faced.

NASHVILLE: Spent the balance of the season at Triple-A Nashville where he went 7-2 with a 3.21 ERA in 11 starts...issued just eight walks in 61.2 innings, an average of 1.17 per nine innings...struck out 32 (4.67 per nine innings) for a strikeout-to-walk ratio of 4.0...allowed a .239 opponents batting average and a .283 on-base percentage...the opponents batting average included a mark of .233 (24-for-103) against left-handed hitters compared to .279 (38-for-136) against right-handers...surrendered all five of his home runs to right-handers...had a .551 OPS against lefties, .735 against righties...opponents were 12-for-63 (.190) with one walk (.203 on-base percentage) when leading off an inning...yielded a .318 batting average with runners in scoring position...went 4-0 with a 3.18 ERA in four starts on the road, 3-2 with a 3.23 ERA in seven starts at home...allowed 13 of his 27 runs in the third inning for an 8.18 ERA...had a 1.64 ERA over the first two innings and a 2.51 ERA from the fourth inning on...Nashville was 8-3 (.727) in his starting assignments...walked two batters or fewer in each of his 11 starts, including five with no walks...took the loss in his first start April 10 against Oklahoma City, despite allowing just one run in 5.0 innings...then went 6-0 with a 2.95 ERA over his next seven starts...was 1-1 with a 0.90 ERA and no walks in 10.0 innings over his first two starts...then went 1-0 with a 7.15 ERA over his next two starts...allowed a season-high six runs on a season-high nine hits in 5.1 innings in his third start at Colorado Springs on April 21 but picked up the win in a 9-8 decision...had a no decision April 26 against New Orleans when he had season-highs in walks (2) and strikeouts (5)...combined with Coulombe and Triggs on a five-hit 3-0 shutout at Round Rock May 1...tossed 7.1 innings and allowed all five of the hits...tossed a season-high 8.0 innings and allowed just one run in a 2-1 win over Memphis on May 7, his final start before his first promotion to Oakland...was 4-1 with a 2.70 ERA in six starts at the time of his big league debut...made his only start following his May 13 option on May 16 against Fresno and allowed just one run on three hits in 6.0 innings for the win...end up 3-0 with a 0.84 ERA in three starts in May and issued just one walk in 21.1 innings...also made just one start following his May 31 option on June 2 against Round Rock...allowed three runs on a season-high tying nine hits in 5.0 innings but picked up the win...returned to Nashville for the final time in July and tossed 4.0 scoreless innings in his first start on the 3rd against Oklahoma City...had his six-game winning streak with Nashville snapped July 8 against New Orleans in a 5-1, rain-shortened six inning game...matched his season-high with two walks in his final start July 16 at El Paso, a 19-5 win.

CAREER

2015—Combined for a 10-13 record and a 4.67 ERA in 28 games, 27 starts, with Double-A Midland and Triple-A Nashville...issued just 35 walks in 167.2 innings, an average of 1.88 per nine innings...led the A's farm system in innings pitched, tied for the lead in complete games (2), tied for third in wins, tied for fifth in strikeouts (100) and ranked 10th in ERA...the 10 wins matched his most as a minor leaguer...had minor league highs in losses, hits (194) and runs (97)...spent most of the season at Nashville where he was 7-10 with a 4.18 ERA in 21 games, 20 starts...ranked eighth in the Pacific Coast League in ERA...was second among PCL starters in fewest walks per nine innings (1.28)...was also 3-3 with a 6.44 ERA in seven starts with Midland...combined with both clubs for a .293 opponents batting average...that included .265 by left-handed hitters compared to .313 by right-handers...yielded

a .331 average with runners in scoring position...opponents were 4-for-8 (.500) with two grand slams with the bases loaded...began the season at Midland and went 2-0 with a 2.70 ERA in three starts before he was transferred to Nashville April 24...started and won that day against Oklahoma City (5.0 ip, 4 h, 1 r, 1 er, 3 so) but that was his only start before returning to the RockHounds...went 1-3 with a 9.61 ERA over his next four starts before returning to Nashville for good on May 20...won each of his first four starts with the Sounds to run his Triple-A record to 5-0 with a 1.60 ERA over his first five starts...tossed a season-high 8.0 innings in back-to-back starts June 1 against Las Vegas and June 6 against New Orleans...struck out a season-high eight batters June 18 against Omaha...fired his first complete game in a rain-shortened 4-2 win on June 29 against Oklahoma City...tossed 5.0 innings and allowed seven hits and no walks while striking out six...his second complete game came two starts later in the second game of a July 9 doubleheader at Memphis (7.0 ip, 9 h, 3 r, 3 er, 1 bb, 2 so)...that improved his record with the Sounds to 7-3 with a 3.63 ERA in 11 games...then went 0-7 with a 4.76 ERA over his final 10 starts...was 1-1 with a 1.80 ERA in five starts in July.

2014—Pitched at three different levels in the A's farm system and was a combined 10-7 with a 3.09 ERA in 27 games, including 26 starts, with Single-A Stockton, Double-A Midland and Triple-A Sacramento...walked just 20 batters in 166.0 innings, an average of 1.08 per nine innings...led the A's farm system in ERA and innings pitched, tied for third in wins and ranked fifth in strikeouts (124)...had minor league career bests in wins, innings pitched and strikeouts...allowed a .262 opponents batting average, including .257 against left-handed hitters compared to .266 against right-handers...opponents hit .224 with a .249 on-base percentage when leading off an inning...walked just four batters to start an inning...had a 1.38 ERA in the first inning...began the season at Midland and was 1-0 with a 0.00 ERA (10.0 ip) in two starts when he was transferred to Sacramento April 14...was 2-2 with a 4.86 ERA in six starts with the River Cats when he was sent to Single-A Stockton May 21...had a no decision in his first start on May 22 at San Jose, a 5-1 Ports loss in 11 innings...allowed just one unearned run on three hits and no walks in 8.2 innings and struck out a season-high 11...earned California League Pitcher of the Week honors May 26 for his effort...made one more start with Stockton and was 0-0 with a 0.57 ERA in two starts with the Ports when he was sent to Midland May 30...went 2-0 with a 0.86 ERA in three starts with the RockHounds and was 3-0 with a 0.58 ERA in five Double-A starts overall when he was sent back to Sacramento June 15...spent the remainder of the season with the River Cats, going 5-5 with a 3.72 ERA in 14 games, 13 starts...combined for a 7-7 record and a 4.07 ERA in 20 games, 19 starts, at Triple-A.

2013—Began the year in the Miami organization but was released on March 26...signed a minor league deal with the A's two days later and spent the entire season at Double-A Midland...went 8-12 with a 4.35 ERA in 28 starts with the RockHounds...the starts were a career high as were his 18 home runs allowed...issued 36 walks in 165.2 innings, an average of 1.96 per nine innings...the innings pitched tied for the most in the A's farm system...tied for the Texas League lead in games started, ranked second in innings pitched, tied for second in losses and tied for fourth in home runs...tied for the lead among TL pitchers in putouts (14)...allowed a .266 opponents batting average, including .259 against left-handed hitters compared to .272 against right-handers...yielded a .233 batting average and .291 on-base percentage to batters leading off an inning...went 5-1 with a 2.72 ERA over his first 10 starts, 0-7 with an 8.16 ERA over his next eight starts from May 29 to July 7 and 3-4 with a 3.29 ERA over his final 10 starts...tossed a nine-inning complete game two-hit shutout in a 1-0 win at Frisco on July 23...did not walk a batter and struck out three.

2012—Spent most of the season at Double-A Jacksonville where he went 4-6 with a 3.80 ERA in 21 games, including 10 starts...was transferred to Single-A Jupiter July 24 and was 4-1 with a 1.21 ERA in nine games, eight starts, with the Hammerheads...combined for an 8-7 record and a 2.78 ERA in 30 games, 18 starts, overall...the games pitched were a career high...walked 22 batters in 113.1 innings, an average of 1.75 per nine innings...surrendered just six home runs (0.48 per nine innings)...allowed a .271 opponents batting average, including .270 against right-handed hitters compared to .273 against left-handers...began the season in the starting rotation at Jacksonville and went 2-5 with a 4.29 ERA over his first seven starts...then pitched in relief in 11 of his final 14 appearances and was 2-1 with a 3.27 ERA over that span...made eight of his nine appearances with Jupiter as a starter and allowed two runs or fewer in each start...had four starts where he did not allow a run.

2011—Spent his first full professional season at Single-A Greensboro and went 7-6 with a 4.16 ERA in 22 starts...issued a career-high 41 walks and hit a career-high 15 batters...allowed a .273 opponents batting average, including .264 against left-handed hitters compared to .279 against right-handers...surrendered 8 of his 12 home runs to lefties...yielded a .227 average with runners in scoring position and two outs...had two stints on the disabled list...was out from July 27 to Aug. 17 with tendinitis in his right forearm...made two starts before he was placed on the DL Aug. 25 with a strained right forearm...missed the remainder of the season.

2010—Combined for a 2-1 record and a 1.44 ERA in seven games (six starts) in his professional debut with the Marlins affiliate in the Gulf Coast Rookie League and Short Season Single-A Jamestown...struck out 37 batters (10.63 per nine innings) and walked just three (0.87 per nine innings) for a strike-out-to-walk ratio of 12.33...yielded just one home run in 31.1 innings...allowed a .221 opponents batting average, including .178 against lefties and .247 against righties...made his debut in relief on Aug. 3 against the Nationals (1.2 ip, 3 h, 3 so)...picked up his first win in his final GCL start Aug. 14 at the Cardinals (5.0 ip, 3 h, 1 r, 1 bb, 7 so).

PERSONAL/MISCELLANEOUS

Zachary Sheridan Neal was originally signed by Marlins scout Steve Taylor...graduated from Flower Mound High School (Tex.) where he went 12-0 as a senior...attended Sam Houston State as a freshman before transferring to Howard College where he went 13-0 in 2009...finished his collegiate career with the University of Oklahoma.

LIFETIME PITCHING RECORD

| Year | Club | W | L | ERA | G | GS | CG | SHO | SV | IP | H | R | ER | HR | HB | BB | IBB | SO | WP | BK |
|------------------|--------------|----------|----------|-------------|-----------|----------|----------|----------|----------|-------------|-----------|-----------|-----------|----------|----------|----------|----------|-----------|----------|----------|
| 2010 | GCL Marlins | 1 | 0 | 0.84 | 3 | 2 | 0 | 0 | 0 | 10.2 | 8 | 2 | 1 | 0 | 1 | 1 | 0 | 16 | 0 | 0 |
| | Jamestown | 1 | 1 | 1.74 | 4 | 4 | 0 | 0 | 0 | 20.2 | 19 | 10 | 4 | 1 | 1 | 2 | 0 | 21 | 0 | 0 |
| 2011 | Greensboro | 7 | 6 | 4.16 | 22 | 22 | 0 | 0 | 0 | 119.0 | 124 | 61 | 55 | 12 | 15 | 41 | 1 | 84 | 3 | 0 |
| 2012 | Jacksonville | 4 | 6 | 3.80 | 21 | 10 | 0 | 0 | 0 | 68.2 | 77 | 36 | 29 | 4 | 3 | 12 | 0 | 45 | 1 | 0 |
| | Jupiter | 4 | 1 | 1.21 | 9 | 8 | 0 | 0 | 0 | 44.2 | 41 | 7 | 6 | 2 | 0 | 10 | 1 | 33 | 0 | 0 |
| 2013 | Midland | 8 | 12 | 4.35 | 28 | 28 | 1 | 1 | 0 | 165.2 | 172 | 95 | 80 | 18 | 6 | 36 | 1 | 96 | 2 | 2 |
| 2014 | Stockton | 0 | 0 | 0.57 | 2 | 2 | 0 | 0 | 0 | 15.2 | 8 | 2 | 1 | 0 | 1 | 0 | 0 | 19 | 0 | 0 |
| | Midland | 3 | 0 | 0.58 | 5 | 5 | 0 | 0 | 0 | 31.0 | 25 | 5 | 2 | 0 | 3 | 4 | 0 | 25 | 1 | 0 |
| | Sacramento | 7 | 7 | 4.07 | 20 | 19 | 0 | 0 | 0 | 119.1 | 137 | 70 | 54 | 15 | 4 | 16 | 0 | 80 | 2 | 0 |
| 2015 | Midland | 3 | 3 | 6.44 | 7 | 7 | 0 | 0 | 0 | 36.1 | 43 | 26 | 26 | 7 | 1 | 15 | 0 | 22 | 0 | 0 |
| | Nashville | 7 | 10 | 4.18 | 21 | 20 | 2 | 0 | 0 | 131.1 | 151 | 71 | 61 | 10 | 5 | 20 | 0 | 78 | 2 | 0 |
| 2016 | Nashville | 7 | 2 | 3.21 | 11 | 11 | 0 | 0 | 0 | 61.2 | 62 | 27 | 22 | 5 | 1 | 8 | 0 | 32 | 1 | 0 |
| | OAKLAND | 2 | 4 | 4.24 | 24 | 6 | 0 | 0 | 2 | 70.0 | 72 | 35 | 33 | 9 | 1 | 6 | 0 | 27 | 2 | 1 |
| ML Totals | | 2 | 4 | 4.24 | 24 | 6 | 0 | 0 | 2 | 70.0 | 72 | 35 | 33 | 9 | 1 | 6 | 0 | 27 | 2 | 1 |

CAREER TRANSACTIONS

2010 — Selected by the Florida Marlins organization in the 17th round of the First-Year Player Draft. **2013** — Released, March 26; signed by the Oakland Athletics organization to a minor league contract March 28.

VS. THE AMERICAN LEAGUE

| 2016 | | CAREER | | | | | | | | | | | | |
|------|---|--------|---|---|------|----|-------------|------|---|---|---|---|------|----|
| ERA | W | L | S | G | IP | ER | vs. TEAM | ERA | W | L | S | G | IP | ER |
| 1.69 | 1 | 0 | 0 | 1 | 5.1 | 1 | Baltimore | 1.69 | 1 | 0 | 0 | 1 | 5.1 | 1 |
| 9.45 | 0 | 1 | 0 | 2 | 6.2 | 7 | Boston | 9.45 | 0 | 1 | 0 | 2 | 6.2 | 7 |
| 7.71 | 0 | 1 | 0 | 1 | 4.2 | 4 | Chicago | 7.71 | 0 | 1 | 0 | 1 | 4.2 | 4 |
| 0.00 | 0 | 0 | 0 | 1 | 3.0 | 0 | Cleveland | 0.00 | 0 | 0 | 0 | 1 | 3.0 | 0 |
| 0.00 | 0 | 0 | 0 | 1 | 1.0 | 0 | Detroit | 0.00 | 0 | 0 | 0 | 1 | 1.0 | 0 |
| 9.00 | 0 | 0 | 0 | 2 | 2.0 | 2 | Houston | 9.00 | 0 | 0 | 0 | 2 | 2.0 | 2 |
| 0.00 | 0 | 0 | 1 | 1 | 3.0 | 0 | Kansas City | 0.00 | 0 | 0 | 1 | 1 | 3.0 | 0 |
| 1.35 | 0 | 0 | 0 | 4 | 13.1 | 2 | Los Angeles | 1.35 | 0 | 0 | 0 | 4 | 13.1 | 2 |
| — | 0 | 0 | 0 | 0 | 0.0 | 0 | Minnesota | — | 0 | 0 | 0 | 0 | 0.0 | 0 |
| — | 0 | 0 | 0 | 0 | 0.0 | 0 | New York | — | 0 | 0 | 0 | 0 | 0.0 | 0 |
| — | 0 | 0 | 0 | 0 | 0.0 | 0 | Oakland | — | 0 | 0 | 0 | 0 | 0.0 | 0 |
| 7.53 | 0 | 2 | 0 | 3 | 14.1 | 12 | Seattle | 7.53 | 0 | 2 | 0 | 3 | 14.1 | 12 |
| 0.00 | 0 | 0 | 0 | 1 | 3.0 | 0 | Tampa Bay | 0.00 | 0 | 0 | 0 | 1 | 3.0 | 0 |
| 4.50 | 0 | 0 | 1 | 4 | 6.0 | 3 | Texas | 4.50 | 0 | 0 | 1 | 4 | 6.0 | 3 |
| — | 0 | 0 | 0 | 0 | 0.0 | 0 | Toronto | — | 0 | 0 | 0 | 0 | 0.0 | 0 |

VS. THE NATIONAL LEAGUE

| 2016 | | CAREER | | | | | | | | | | | | |
|------|---|--------|---|---|-----|----|---------------|------|---|---|---|---|-----|----|
| ERA | W | L | S | G | IP | ER | vs. TEAM | ERA | W | L | S | G | IP | ER |
| 1.50 | 0 | 0 | 0 | 1 | 6.0 | 1 | St. Louis | 1.50 | 0 | 0 | 0 | 1 | 6.0 | 1 |
| 5.40 | 1 | 0 | 0 | 2 | 1.2 | 1 | San Francisco | 5.40 | 1 | 0 | 0 | 2 | 1.2 | 1 |

MONTHLY BREAKDOWN

| 2016 | | CAREER | | | | | | | | | | | | |
|-------|---|--------|---|---|------|----|-----------|-------|---|---|---|---|------|----|
| ERA | W | L | S | G | IP | ER | by MONTH | ERA | W | L | S | G | IP | ER |
| — | 0 | 0 | 0 | 0 | 0.0 | 0 | April | — | 0 | 0 | 0 | 0 | 0.0 | 0 |
| 11.25 | 0 | 1 | 0 | 3 | 8.0 | 10 | May | 11.25 | 0 | 1 | 0 | 3 | 8.0 | 10 |
| 4.70 | 1 | 0 | 1 | 5 | 7.2 | 4 | June | 4.70 | 1 | 0 | 1 | 5 | 7.2 | 4 |
| 0.00 | 0 | 0 | 0 | 2 | 6.0 | 0 | July | 0.00 | 0 | 0 | 0 | 2 | 6.0 | 0 |
| 4.18 | 1 | 2 | 0 | 5 | 23.2 | 11 | August | 4.18 | 1 | 2 | 0 | 5 | 23.2 | 11 |
| 2.92 | 0 | 1 | 1 | 9 | 24.2 | 8 | September | 2.92 | 0 | 1 | 1 | 9 | 24.2 | 8 |

PITCHING BREAKDOWN

| 2016 | | CAREER | | | | | | | | | | | | |
|------|---|--------|---|----|------|----|-------------|------|---|---|---|----|------|----|
| ERA | W | L | S | G | IP | ER | by CATEGORY | ERA | W | L | S | G | IP | ER |
| 4.59 | 1 | 2 | 1 | 12 | 33.1 | 17 | Home | 4.59 | 1 | 2 | 1 | 12 | 33.1 | 17 |
| 3.93 | 1 | 2 | 1 | 12 | 36.2 | 16 | Away | 3.93 | 1 | 2 | 1 | 12 | 36.2 | 16 |
| 5.50 | 0 | 2 | 0 | 7 | 18.0 | 11 | Day | 5.50 | 0 | 2 | 0 | 7 | 18.0 | 11 |
| 3.81 | 2 | 2 | 2 | 17 | 52.0 | 22 | Night | 3.81 | 2 | 2 | 2 | 17 | 52.0 | 22 |
| 8.04 | 1 | 1 | 1 | 8 | 15.2 | 14 | Pre-ASG | 8.04 | 1 | 1 | 1 | 8 | 15.2 | 14 |
| 3.15 | 1 | 3 | 1 | 16 | 54.1 | 19 | Post-ASG | 3.15 | 1 | 3 | 1 | 16 | 54.1 | 19 |
| 5.74 | 1 | 3 | 0 | 6 | 31.1 | 20 | Starter | 5.74 | 1 | 3 | 0 | 6 | 31.1 | 20 |
| 3.03 | 1 | 1 | 2 | 18 | 38.2 | 13 | Reliever | 3.03 | 1 | 1 | 2 | 18 | 38.2 | 13 |

NEAL'S 2016 STARTS

| Date | Opponent | Score | Dec | ERA* | IP | H | R | ER | BB | SO | HR | #PIT |
|---------|------------------|-------|-----|-------|-----|---|---|----|----|----|----|------|
| May 25 | at Seattle | 3-13 | L | 12.86 | 4.0 | 8 | 7 | 7 | 0 | 1 | 2 | 60 |
| Aug. 9 | Baltimore | 2-1 | W | 4.60 | 5.1 | 2 | 1 | 1 | 0 | 1 | 1 | 72 |
| Aug. 14 | Seattle | 4-8 | L | 5.19 | 5.1 | 8 | 5 | 5 | 1 | 1 | 1 | 74 |
| Aug. 21 | at Chicago (AL) | 2-4 | L | 5.49 | 4.2 | 8 | 4 | 4 | 0 | 2 | 1 | 64 |
| Aug. 27 | at St. Louis | 3-2 | — | 4.96 | 6.0 | 6 | 2 | 1 | 0 | 3 | 1 | 91 |
| Sept. 6 | Los Angeles (AL) | 3-2 | — | 5.07 | 6.0 | 4 | 2 | 2 | 1 | 5 | 0 | 71 |

*indicates overall ERA

BALLPARK BREAKDOWN

| | ERA | W | L | S | G | IP | ER |
|----------------------|------|---|---|---|----|------|----|
| Angel Stadium | 0.00 | 0 | 0 | 0 | 2 | 5.1 | 0 |
| AT&T Park | 5.40 | 1 | 0 | 0 | 2 | 1.2 | 1 |
| Busch Stadium | 1.50 | 0 | 0 | 0 | 1 | 6.0 | 1 |
| Fenway Park | 9.00 | 0 | 0 | 0 | 1 | 3.0 | 3 |
| Globe Life Arlington | 0.00 | 0 | 0 | 0 | 1 | 1.0 | 0 |
| Kauffman Stadium | 0.00 | 0 | 0 | 1 | 1 | 3.0 | 0 |
| Oakland Coliseum | 4.59 | 1 | 2 | 1 | 12 | 33.1 | 17 |
| Progressive Field | 0.00 | 0 | 0 | 0 | 1 | 3.0 | 0 |
| Safeco Field | 7.00 | 0 | 1 | 0 | 2 | 9.0 | 7 |
| U.S. Cellular Field | 7.71 | 0 | 1 | 0 | 1 | 4.2 | 4 |

FIELDING STATISTICS

| Pitcher | Year | Pct. | G | PO | A | E | TC | DP |
|---------------|------|--------------|-----------|----------|-----------|----------|-----------|----------|
| | 2016 | 1.000 | 24 | 3 | 14 | 0 | 17 | 0 |
| Totals | | 1.000 | 24 | 3 | 14 | 0 | 17 | 0 |

NEAL'S CAREER BESTS

Low Hit Complete Game: None
Innings Pitched: 6.0, September 6, 2016 vs. Los Angeles (AL). As reliever: 5.0, September 30, 2016 at Seattle.
Strikeouts: 5, September 6, 2016 vs. Los Angeles (AL). As reliever: 3, September 30, 2016 at Seattle
Pitches: 91, August 27, 2016 at St. Louis
Longest Winning Streak: 2, June 28 to August 9, 2016
Longest Losing Streak: 3, August 14, 2016 to present
Longest Scoreless Streak: 12.1, June 28 to August 9, 2016

**INFIELDER****Height/Weight:** 6-1 / 220**Bats/Throws:** Right / Right**Birthdate:** April 4, 1994**Opening Day Age:** 22**Birthplace/Resides:** Valencia, Carabobo, Venezuela / Valencia, Carabobo, Venezuela**Major League Service:** 21 days**Obtained:** Signed as a non-drafted free agent, July 2, 2010**Contract Status:** First year of a one-year contract through 2017**CAREER HIGHLIGHTS**

Made his Major League debut with Oakland in 2016 and went 2-for-15 (.133) in nine games during a September call-up...was signed originally by the A's as a non-drafted free agent out of Venezuela at the age of 16 and is a .265 (598-for-2257) career hitter in 568 games in six professional seasons...has 98 home runs and 387 RBI...was named to postseason All-Star teams in the California League in 2014 and the Arizona League in 2012...was named the A's fifth best prospect by *Baseball America* following both the 2013 and 2014 seasons and was number four after 2015...played for the World Team in the 2014 and 2015 Futures Game...played for Mesa in the Arizona Fall League in 2015...tied for 13th in minor league baseball in 2014 in home runs (29) and tied for 15th in RBI (96)...played in the Midwest League All-Star Game in 2013.

2016 HIGHLIGHTS

Spent the entire season at Nashville before making his Major League debut with Oakland during a mid-September call-up...batted .228 with 23 home runs and 75 RBI in a career-high tying 128 games in his Triple-A debut with the Sounds and .133 with one RBI in nine games with the A's...went 2-for-12 (.167) against left-handed pitchers with the A's, 0-for-3 against righties...made four starts at designated hitter and did not play defense as all nine of his appearances were either at DH or as a pinch hitter...went 0-for-4 with his lone RBI in the pinch...was recalled from Nashville Sept. 12 and made his debut that day at Kansas City when he grounded out as a pinch hitter in the ninth inning...at the age of 22 years, 161 days, he became the youngest non-pitcher to play for the A's since Aaron Cunningham on Sept. 27, 2008 (22 years, 156 days)...recorded his first ML hit Sept. 16 at Texas, a sixth-inning single against Cole Hamels...drove in his first run Sept. 18 at Texas on a fielders choice in the sixth inning.

NASHVILLE: His .228 batting average with the Sounds was the lowest of his career as was his .278 on-base percentage...slugged .412, which was his lowest since posting a mark of .407 in his first season in the Dominican in 2011...ranked fifth in the Pacific Coast League in at bats (505), tied for sixth in home runs (23) and tied for 10th in RBI (75)...ranked second in the A's farm system in home runs, fifth in RBI and seventh in extra base hits (45) and total bases (208)...hit .237 (92-for-389) against right-handed pitching compared to .198 (23-for-116) against left-handers...slugged 15 of his 23 home runs on the road...10 came in the sixth inning or later...hit 12 home runs in 82 games before the All-Star Break, 11 in 46 after the break...batted .278 during the day, .217 at night...appeared in 89 games at third base, 27 at designated hitter and 12 in left field...led PCL third baseman in errors (21) for a .904 fielding percentage...had one error in 22 chances as an outfielder...batted .248 while playing third base, .200 as the DH and .151 as a left fielder...hit in every spot in the order except first, second and ninth...saw his most action batting fourth (.251 in 45 games) and third (.197 in 41 games)...committed five errors over a six-game stretch from April 15 to 22...stole two bases over a three-game span from April 20 to 22, his only steals of the season...went 3-for-4 with a grand slam and a season-high four RBI May 12 at Iowa...it was his first of three four-RBI games (June 1 against Round Rock, Aug. 4 at Colorado Springs)...it was his fourth of five three-hit games and it lifted his average to .300...that would be his final day at the .300 mark, as he hit .205 over his final 96 games...had his first of two two-double games May 16 against Fresno (also May 27 at Salt Lake)...was charged with three errors June 24 at Iowa...had eight home runs and 22 RBI over a 20-game stretch from July 22 to Aug. 12...batted .185 in 25 games in July...then hit .352 (19-for-54) with five doubles, four home runs and 13 RBI during a season-best 13-game hitting streak from Aug. 1 to 15...homered in three straight games from Aug. 8 to 10, all at Round Rock...went 5-for-21 (.238) with three home runs and 10 RBI in five games for Nashville in the PCL Semifinals...the

RBI were the most in a playoff series in Sounds history...hit .304 with 11 home runs and 35 RBI in 45 games with Aragua in the Venezuelan Winter League following the season...added 21 walks for a .389 on-base percentage...tied for second in the VWL in home runs, ranked third in slugging (.542) and tied for ninth in RBI...homed in five straight games from Nov. 15-22.

CAREER

2015—Made his Double-A debut at Midland and spent the entire season with the RockHounds, batting .278 with 18 home runs and 61 RBI in 93 games...tied for second in the Texas League in home runs, ranked third in slugging (.480) and tied for 10th in extra base hits (41) despite two stints on the disabled list that caused him to miss more than five weeks...ranked third in the A's farm system in home runs, fourth in slugging, tied for eighth in RBI and 10th in batting...batted .340 against left-handed pitching compared to .257 against right-handers...had a .228 batting average during the first half, .325 in the second half...hit 13 of his 18 home runs on the road...batted .323 with eight of his 18 home runs when leading off an inning...appeared in 49 games at third base and 16 at first base...committed 11 errors as a third baseman (.909 fielding percentage) and three as a first baseman (.978 fielding percentage)...hit .304 as a third baseman compared to .203 as a first baseman...also batted .280 with six home runs and 26 RBI in 28 games at designated hitter...hit in every spot in the order from fourth through seventh and saw his most action with 67 games batting clean-up...began the season on the disabled list with a strained left calf...was reinstated May 3...reached base safely in 22 consecutive games from May 16 to June 7...however, hit just .233 with a .316 on-base percentage during the streak...homed in back-to-back games June 3 and 4 at Tulsa to start a 14-game stretch where he batted .254 with six home runs and 16 RBI...had a season-best nine-game hitting streak from June 21 to July 3 (17-for-43, .395)...finished the month of June with seven home runs and 22 RBI in 25 games...tied for the TL lead in June home runs and ranked third in RBI...started at third base for the World Team in the Futures Game July 12 at Cincinnati and went 0-for-2...returned to Midland July 15 and hit .338 with eight doubles in his first 17 games...went 4-for-5 with two doubles and three runs scored Aug. 1 against Corpus Christi...was batting .264 with 15 home runs and 45 RBI in 82 games when he was placed on the disabled list for the second time Aug. 10 with a strained left hamstring...was reinstated Aug. 27 and went 18-for-48 (.375) with three home runs and 16 RBI in 11 games following his return...was named TL Batter of the Week for the week of Aug. 31 after hitting .375 with four doubles, two home runs and 12 RBI in seven games...connected for a grand slam in back-to-back games Sept. 5 and 6 at Frisco...went 5-for-7 with six RBI on the 5th and 3-for-4 with five RBI on the 6th...then hit .407 with two home runs and 12 RBI in seven postseason games to lead Midland to the Texas League Championship...played for Mesa in the Arizona Fall League and batted .296 with four home runs and 10 RBI in 17 games...that included a three homer game Oct. 19 against Scottsdale when he went 3-for-5 with five RBI...had seven home runs and 28 RBI over a 14-game stretch from Sept. 5 to Oct. 19...named to the East squad for the Fall Stars Game...was rated as the A's fourth best prospect by *Baseball America* following the season.

2014—Was named to the California League Postseason All-Star team after batting .279 with 29 home runs and 96 RBI in 124 games for Single-A Stockton...the home runs tied for fourth in the Cal League and tied for 13th in all of minor league baseball...the RBI also tied for fourth in the CL and tied for 15th in the minors...also ranked fourth in the CL in total bases (263), sixth in extra base hits (60), tied for seventh in hit by pitches (13), ninth in hits (142) and 10th in slugging (.517)...ranked second in the A's farm system in home runs, RBI, extra base hits and total bases, third in slugging, fourth in hits, sixth in runs (75) and tied for sixth in doubles (28)...hit .320 against left-handed pitching compared to .266 against right-handers...was batting .255 with nine home runs and 29 RBI in 60 games before the All-Star Break...then hit .301 with 20 home runs and 67 RBI in 64 games after the break...the 67 RBI were second most in the minors from June 19 through the end of the season to Dennis Raben of Inland Empire (70)...had a .311 batting average when leading off an inning...went 3-for-14 (.214) with the bases loaded but all three hits were grand slams...appeared exclusively at third base on defense...committed 15 errors in 88 games and 218 total chances for a .931 fielding percentage...also batted .319 with 10 home runs and 33 RBI in 36 games as the designated hitter...batted clean up 84 times...reached base safely via hit or walk in 22 consecutive games from May 1 to 24...batted .258 with a .333 on-base percentage during the streak...the streak included a season-best 15-game hitting streak from May 2 to 18 (19-for-64, .297)...was named CL Batter of the Week for the week of June 23-29 after going 14-for-31 (.452) with nine runs scored, four doubles, five home runs and nine RBI in six games...went 4-for-5 with three doubles June 23 at Lancaster and was a perfect 4-for-4 with a walk two days later against the JetHawks...had nine home runs and 22 RBI over a 14-game stretch from June 23 to

July 7...connected for all three of his two-homer games over that span: June 25 at Lancaster, June 29 at Bakersfield and July 7 at San Jose...finished the month of June with a .368 batting average...then hit .301 with 10 home runs and 32 RBI in 26 games in July...tied for third in the minors in home runs in July and tied for fourth in RBI...belted for his first grand slam of the season July 7 at San Jose and drove in a season-high six runs...hit his second slam three days later at Modesto...played for the World Team in the Futures Game July 13 at Minnesota and went 1-for-2 as the starting third baseman...hit his third grand slam of the season Aug. 2 at San Jose and ended the day with five RBI...went 1-for-9 (.111) with a RBI in two postseason games for the Ports...was named the A's fifth best prospect by *Baseball America* following the season...batted .281 with four home runs and 22 RBI in 28 games for Aragua in the Venezuelan Winter League.

2013—Batted .258 with 19 home runs and 85 RBI in 128 games with Single-A Beloit in his first full professional season...tied for fifth in the Midwest League in home runs and RBI, tied for sixth in strikeouts (136) and ranked eighth in total bases (215)...tied for sixth in the A's farm system in RBI, ranked seventh in home runs and total bases and eighth in hits (131)...hit .258 against left-handed pitching, .258 against right-handers...had a .278 batting average with 13 home runs and 48 RBI in 64 games before the All-Star Break...then hit .238 with six home runs and 37 RBI in 64 games after the break...batted .288 at home compared to .226 on the road...appeared exclusively at third base on defense where he led Midwest League third baseman with 39 errors...batted clean-up a team-leading 101 times...had his first of two 12-game hitting streaks from April 9 to 28...went 18-for-47 (.383) with five doubles, three home runs and 11 RBI during the streak...hit .310 overall in April...belted a grand slam and drove in a season-high four runs in the second game of a doubleheader June 9 at Burlington...matched his season-high with a 12-game hitting streak from June 14 to 29 (17-for-51, .333)...was named to the Midwest League Midseason All-Star Game and started at third base for the West squad...went 2-for-3...hit two home runs and matched his season-high with four RBI July 24 against Kane County...went 3-for-17 (.177) with a home run and three RBI in five postseason games for the Snappers...was rated as the A's No. 5 prospect by *Baseball America* following the season.

2012—Was named to the Arizona League Postseason All-Star team in his first season in the United States after batting .325 with four home runs and 42 RBI in 42 games with the A's affiliate in the rookie league...tied for second in the league in RBI, ranked third in doubles (18), fifth in slugging (.50), tied for fifth in extra base hits (25), eighth in batting and 10th in on-base percentage (.403)...hit .333 against left-handed pitching compared to .323 with all four of his home runs against right-handers...batted .367 with runners in scoring position and .364 at home...appeared exclusively at third base on defense (30 games)...went 9-for-14 (.643) with six doubles, a triple, home run, six RBI over a three-game stretch from July 12-15...had five RBI July 13 against the Diamondbacks...went 4-for-9 (.444) with two home runs and six RBI in two postseason games.

2011—Made his professional debut with the A's affiliate in the Dominican Summer League and batted .268 with five home runs and 28 RBI in 53 games...led the team in home runs and tied for the team-lead in RBI...hit .291 against right-handed pitching compared to .167 against left-handers...appeared exclusively at third base on defense where he committed 30 errors in 53 games (.851 fielding percentage)...led DSL third basemen in errors...went 5-for-5 and scored four runs June 30 against the Brewers.

PERSONAL/MISCELLANEOUS

Renato Rafael Núñez was originally signed by Julio Franco and Juan Carlos Villaneuva.

LIFETIME PLAYING RECORD

| Year | Club | AVG. | G | AB | R | H | 2B | 3B | HR | RBI | SH | SF | HP | BB | SO | SB | CS | SLG | OBP | E |
|------|----------------------------|-------------|------------|-------------|------------|------------|------------|----------|-----------|------------|----------|-----------|-----------|------------|------------|-----------|----------|-------------|-------------|------------|
| 2011 | DSL A's | .268 | 53 | 194 | 20 | 52 | 12 | 0 | 5 | 28 | 1 | 2 | 4 | 6 | 42 | 1 | 2 | .407 | .301 | 30 |
| 2012 | AZL A's | .325 | 42 | 160 | 31 | 52 | 18 | 3 | 4 | 42 | 0 | 3 | 6 | 17 | 32 | 4 | 0 | .550 | .403 | 7 |
| 2013 | Beloit | .258 | 128 | 508 | 69 | 131 | 27 | 0 | 19 | 85 | 1 | 3 | 5 | 28 | 136 | 2 | 2 | .423 | .301 | 40 |
| 2014 | Stockton | .279 | 124 | 509 | 75 | 142 | 28 | 3 | 29 | 96 | 0 | 6 | 13 | 34 | 113 | 2 | 0 | .517 | .336 | 15 |
| 2015 | Midland | .278 | 93 | 381 | 62 | 106 | 23 | 0 | 18 | 61 | 0 | 3 | 4 | 28 | 66 | 1 | 0 | .480 | .332 | 14 |
| 2016 | Nashville | .228 | 128 | 505 | 61 | 115 | 20 | 2 | 23 | 75 | 0 | 7 | 7 | 31 | 119 | 2 | 0 | .412 | .278 | 22 |
| | OAKLAND | .133 | 9 | 15 | 0 | 2 | 0 | 0 | 0 | 1 | 0 | 0 | 0 | 0 | 3 | 0 | 0 | .133 | .133 | 0 |
| | ML Totals | .133 | 9 | 15 | 0 | 2 | 0 | 0 | 0 | 1 | 0 | 0 | 0 | 0 | 3 | 0 | 0 | .133 | .133 | 0 |
| | Minor League Totals | .265 | 568 | 2257 | 318 | 598 | 128 | 8 | 98 | 387 | 2 | 24 | 39 | 144 | 508 | 12 | 4 | .459 | .317 | 128 |

CAREER TRANSACTIONS

2010 — Signed by the Oakland Athletics organization as a non-drafted free agent, July 2.

VS. THE AMERICAN LEAGUE

| 2016 | | CAREER | | | | | | | | |
|------|----|--------|----|-----|-------------|------|----|---|----|-----|
| AVG. | AB | H | HR | RBI | vs. TEAM | AVG. | AB | H | HR | RBI |
| .000 | 2 | 0 | 0 | 0 | Houston | .000 | 2 | 0 | 0 | 0 |
| .000 | 5 | 0 | 0 | 0 | Kansas City | .000 | 5 | 0 | 0 | 0 |
| .250 | 8 | 2 | 0 | 1 | Texas | .250 | 8 | 2 | 0 | 1 |

MONTHLY BREAKDOWN

| 2016 | | CAREER | | | | | | | | |
|------|----|--------|----|-----|-----------|------|----|---|----|-----|
| AVG. | AB | H | HR | RBI | by MONTH | AVG. | AB | H | HR | RBI |
| .133 | 15 | 2 | 0 | 1 | September | .133 | 15 | 2 | 0 | 1 |

BATTING BREAKDOWN

| 2016 | | CAREER | | | | | | | | |
|------|----|--------|----|-----|-------------------|------|----|---|----|-----|
| AVG. | AB | H | HR | RBI | by CATEGORY | AVG. | AB | H | HR | RBI |
| .167 | 6 | 1 | 0 | 0 | Home | .167 | 6 | 1 | 0 | 0 |
| .111 | 9 | 1 | 0 | 1 | Away | .111 | 9 | 1 | 0 | 1 |
| .000 | 2 | 0 | 0 | 1 | Day | .000 | 2 | 0 | 0 | 1 |
| .154 | 13 | 2 | 0 | 0 | Night | .154 | 13 | 2 | 0 | 0 |
| — | 0 | 0 | 0 | 0 | Pre-ASG | — | 0 | 0 | 0 | 0 |
| .133 | 15 | 2 | 0 | 1 | Post-ASG | .133 | 15 | 2 | 0 | 1 |
| .167 | 12 | 2 | 0 | 1 | vs. LHP | .167 | 12 | 2 | 0 | 1 |
| .000 | 3 | 0 | 0 | 0 | vs. RHP | .000 | 3 | 0 | 0 | 0 |
| .000 | 3 | 0 | 0 | 1 | RISP | .000 | 3 | 0 | 0 | 1 |
| .000 | 1 | 0 | 0 | 1 | Bases Loaded | .000 | 1 | 0 | 0 | 1 |
| .000 | 4 | 0 | 0 | 1 | Pinch Hitter | .000 | 4 | 0 | 0 | 1 |
| .154 | 13 | 2 | 0 | 0 | Designated Hitter | .154 | 13 | 2 | 0 | 0 |

BALLPARK BREAKDOWN

| | AVG. | AB | H | HR | RBI |
|----------------------|------|----|---|----|-----|
| Angel Stadium | — | 0 | 0 | 0 | 0 |
| Globe Life Arlington | .250 | 4 | 1 | 0 | 1 |
| Kauffman Stadium | .000 | 5 | 0 | 0 | 0 |
| Oakland Coliseum | .167 | 6 | 1 | 0 | 0 |

NUÑEZ' CAREER BESTS

Hits: 1 (twice), last: September 23, 2016 vs. Texas

Home Runs: None

Runs Batted In: 1, September 18, 2016 at Texas

Stolen Bases: None

Hitting Streak: 1 (twice), last: September 23, 2016

Hitless Streak (At Bats): 7, September 12-16, 2016

Game Ending RBI: None

Grand Slams: None

Pinch-Hit Home Runs: None

Inside-The-Park Home Runs: None

Lead Off Home Runs: None

**FIRST BASEMAN/OUTFIELDER****Height/Weight:** 6-5 / 228**Bats/Throws:** Left / Right**Birthdate:** March 29, 1994**Opening Day Age:** 23**Birthplace/Resides:** Atlanta, Georgia / Lilburn, Florida**Major League Service:** 21 days**Obtained:** Selected as a compensation pick following the 1st round of the 2012 First-Year Player Draft**Contract Status:** First year of a one-year contract through 2017**CAREER HIGHLIGHTS**

Made his Major League debut with Oakland in 2016 and went 2-for-21 (.095) with seven walks in 11 games during a September call-up...was selected by the A's following the first round of the 2012 First-Year Player Draft as compensation for the loss of free agent David DeJesus...is a .246 (520-for-2111) hitter with 103 home runs and 370 RBI in 586 games in five seasons in the minors...has walked 384 times to fuel a .364 on-base percentage...was a *Baseball America* Minor League All-Star in 2014 after leading the minors in walks (117) and ranking third in home runs (37)...ranked second in the minors with 105 walks in 2015...played for Mesa in the Arizona Fall League in 2014...named to the 2015 All-Star Futures Game...was rated as the A's No. 6 prospect by *Baseball America* prior to the 2016 season, No. 3 prior to 2015 and No. 10 prior to 2013.

2016 HIGHLIGHTS

Made his Major League debut with Oakland as a September call-up and went 2-for-21 (.095) in 11 games...added seven walks for a .321 on-base percentage...went 2-for-18 (.111) against right-handed pitchers, 0-for-3 against lefties...appeared in five games (four starts) in right field and four games (two starts) at first base...did not commit an error...also went 0-for-4 as a pinch hitter...was selected from Triple-A Nashville Sept. 12 following the conclusion of the Sounds season...made his debut that day at Kansas City and walked as a pinch hitter in the ninth inning...become the first player drafted by the A's out of high school to reach the majors with Oakland since Trevor Cahill (2nd round in 2006, debut in 2009) and the first non-pitcher since Eric Chavez (1st round 1996, debut in 1998)...went 0-for-3 with two walks in his first start (first base) Sept. 15 against the Royals...singled off Nick Martinez in the third inning Sept. 25 against Texas for his first Major League hit...his first extra base hit was a double in his final game on Oct. 2 at Seattle.

NASHVILLE: Batted .235 with 17 home runs and 60 RBI in 131 games in his Triple-A debut with Nashville...added 71 walks for a .335 on-base percentage...had a career-low .422 slugging percentage...tied for third in the Pacific Coast League in doubles (34), ranked fifth in walks, tied for sixth in extra base hits (52) and ninth in strikeouts (132)...ranked second in the A's farm system in doubles and walks, tied for second in extra base hits, sixth in home runs and ninth in runs (69)...led the Sounds in doubles, walks and strikeouts...hit .256 (91-for-356) with 16 of his 17 home run off right-handed pitchers compared to .167 (18-for-108) against left-handers...slugged .475 against righties, .250 against lefties...had an .830 OPS vs. righties, .512 vs. lefties...batted .218 with eight home runs and 35 RBI in 84 games before the All-Star Break, .263 with nine home runs and 25 RBI in 47 games after the break...had 11 home runs and 41 RBI in 64 games on the road, six home runs and 19 RBI in 67 games at home...hit .304 when leading off an inning...batted .368 with four of his 17 home runs in the ninth inning...appeared in 81 games in right field and 49 at first base...did not commit an error at first base but had five as an outfielder for a .966 fielding percentage...hit in every spot in the order except first and ninth...batted fourth and seventh 33 times each and hit sixth 31 times...batted .287 from the four spot in the order...got off to a slow start as he batted .161 in 19 games in April...had his first of four two-double games April 8 against Oklahoma City...stole his only base of the season May 15 against Fresno...was hitting .182 as late as May 20 but then hit safely in each of his next six games to lift his average over .200 (.220)...went 11-for-29 (.379) with five doubles over that six-game stretch...including May 24 at Las Vegas when he collected a season-high four hits...went 11-for-74 (.149) with one home run and three RBI over a 22-game stretch from June 5 to 27...that dropped his average from .230 to .206...then hit .356 (16-for-45) with 13 runs scored, six doubles, three home runs and nine RBI over his next 13 games

through July 15...homed in back-to-back games for the only time July 14 and 15 at El Paso...drove in a season-high four runs in the latter contest...hit his 100th career minor league home run Aug. 20 at Omaha...had his longest hitting streak of the year, a regular season ending seven-game streak beginning Aug. 27 (12-for-29, .414)...then hit .263 with four walks, a home run and three RBI in five games for Nashville in the PCL Semifinals.

CAREER

2015—Made his Double-A debut with Midland and spent the entire season with the RockHounds, batting .249 with 17 home runs and 75 RBI in 133 games...added 105 walks for a .388 on-base percentage...ranked second in all of minor league baseball in walks to teammate Colin Walsh (124)...had career highs in doubles (37), stolen bases (5), hit by pitches (6) and sacrifice flies (8)...tied for the Texas League lead in intentional walks (6), ranked second in walks, tied for second in extra base hits (54) and strikeouts (139), third in doubles, RBI and on-base percentage, fourth in runs (82), tied for fourth in home runs, fifth in games and tied for ninth in hit by pitches...ranked second in the A's farm system in walks and on-base percentage, tied for second in extra base hits, third in doubles, tied for third in RBI, fourth in runs and home runs, eighth in slugging percentage (.438) and ninth in total bases (204)...named to the Texas League Midseason All-Star Team and the All-Star Futures Game...hit .260 against right-handed pitching compared to .219 against left-handers...had a .217 batting average during the first half, .281 in the second half...batted .286 with 11 home runs and 48 RBI at home, .211 with six home runs and 27 RBI on the road...hit .282 with runners in scoring position but that marked dropped to .167 with RISP and two outs...belted 11 of his 17 home runs with runners on base...seven came in the fifth inning...appeared in 62 games at first base, 59 in right field and two at third base...made three errors as a first baseman (.995 fielding percentage) and four as an outfielder (.974)...also had 11 outfield assists, which tied for fourth in the TL...batted .211 in 11 games at designated hitter...hit in every spot in the order from third through seventh...saw hit most action with 44 games hitting cleanup and 43 batting sixth...reached base safely via hit or walk in 116 of his 133 games...got off to a fast start as he hit .276 with six home runs, 16 RBI and 18 walks (.442 on-base percentage) over his first 18 games through April 28...his six April home runs were his most for any month...reached base safely in 21 consecutive games from April 20 to May 12...hit .240 with a .404 on-base percentage during the streak...singled and walked a season-high four times in five plate appearance June 14 against Frisco...started at designated hitter for the South All-Stars in the Texas League All-Star Game at Corpus Christi June 30 and went 0-for-4...went 1-for-2 for the United States team in the All-Star Futures Game at Cincinnati July 12...had his only two homer game of the season and collected a season-high five RBI July 27 at Frisco...reached base safely in each of his final 20 regular season games beginning Aug. 15...hit .309 with a .453 on-base percentage over that span...that included a season-high and season-ending 10-game hitting streak beginning Aug. 28 (14-for-32, .438)...hit .281 with 20 RBI in August, his best single-month totals in 2015...batted .185 with a home run and four RBI in seven postseason games for the Texas League Champion RockHounds...was rated as the A's sixth best prospect by *Baseball America* following the season.

2014—Was named to the California League Postseason All-Star Team after batting .262 with 37 home runs and 98 RBI in 138 games...added 117 walks for a .404 on-base percentage...the walks were the most in all of the minor leagues and the home runs were third best behind Kris Bryant (43) and Joey Gallo (42)...also ranked third in the minors in runs (111), fifth in total bases (278) and tied for sixth in extra base hits (69)...was named to the *Baseball America* Minor League All-Star Team...led the Cal League in home runs, runs, walks, extra base hits and total bases, tied for the lead in games, ranked third in RBI and on-base percentage, sixth in slugging percentage (.543), tied for sixth in strikeouts (137) and 10th in doubles (31)...topped the A's farm system in home runs, RBI, runs, walks, extra base hits, total bases and slugging percentage, ranked second in on-base percentage, fifth in doubles and sixth in hits (134)...his 37 home runs were third best by an A's farmhand since the club moved to Oakland in 1968 (39, Adam Piatt in 1999 and Chris Carter in 2008)...was batting .233 with 15 home runs and 36 RBI in 68 games at the All-Star Break...then hit .288 with 22 home runs and 61 RBI in 70 games after the break...batted .265 with 30 of his 37 home runs against right-handed pitching compared to .252 against left-handers...16 of his 37 home runs came with runners on base...had a .318 batting average and .421 on-base percentage when leading off an inning...appeared in 107 games at first base, eight in right field and one in left field...led CL first basemen in fielding percentage (.993)...batted third in the order 90 times...reached base safely in 21 consecutive games from May 8 to 29...hit .296 with a .436 on-base percentage during the streak...had his first of four two-homer games May 13 against San Jose...

had three two-homer games over a nine-game stretch from June 19 to 27...was 14-for-36 (.389) with 14 runs, three doubles, eight home runs and 15 RBI over that span...went 5-for-6 with a double, two home runs and five RBI June 19 against Bakersfield...one of the home runs was a grand slam...added two more two-homer games in June on the 22nd against Bakersfield and the 26th at Bakersfield...hit 10 home runs in June, which tied for second most in the minors...batted .318 with 38 runs, 13 doubles, nine home runs and 30 RBI over his final 38 games beginning July 24...walked a season-high four times Aug. 29 at Modesto...posted single-month bests in batting (.313) and RBI (25) in August...went 3-for-7 (.429) with two doubles, two walks and a RBI in two postseason games for Stockton...then played for Mesa in the Arizona Fall League following the season and hit .257 with four home runs and eight RBI in 11 games...added 10 walks for a .435 on-base percentage...was named to the AFL Top Prospects Team at first base and played in the AFL Fall Stars Game...was rated by *Baseball America* as the No. 3 prospect in the A's farm system.

2013—Spent the entire season at Single-A Beloit where he hit .225 with 23 home runs and 93 RBI in 134 games...added 72 walks for a .326 on-base percentage...ranked second in the Midwest League in home runs and RBI, third in extra base hits (55), fifth in walks and tied for 10th in doubles (32)...also tied for the league lead in games and ranked second in strikeouts (148)...was named to ML Midseason All-Star Team...ranked second in the A's farm system in home runs, RBI and extra base hits, tied for fourth in doubles, seventh in walks and ninth in total bases (209)...hit .241 against right-handed pitching compared to .180 against left-handers...hit .373 with runners in scoring position and two outs...appeared in 127 games at first base and was named the best defensive first baseman in the ML by *Baseball America*...led league first baseman in games, total chances (1220), putouts (1109) and assists (102) and tied for the lead in double plays (97)...committed nine errors for a .993 fielding percentage...saw his most playing time with 87 games batting fifth in the order...batted .429 with four home runs and 16 RBI over a 16-game stretch from April 25 to May 10...had his first of two two-homer games Aug. 11 at Burlington...was named Midwest League Player of the Week for the week of Aug. 19-25 after going 11-for-29 (.379) with eight runs scored, five doubles, five home runs, 12 RBI and four multiple hit games in seven games...homed and collected three RBI in three consecutive games from Aug. 19 to 21...had his second two-homer game of the season Aug. 21 at Kane County...finished August with 10 home runs and 30 RBI in 28 games...tied for second in all of minor league baseball in home runs in August...went 1-for-16 (.063) with a double, RBI and four walks in five postseason games for the Snappers.

2012—Batted .282 with nine home runs and 45 RBI in 50 games with the A's affiliate in the Arizona Rookie League and Short Season Single-A Vermont...ranked second in the Arizona League in home runs (8) and fourth in doubles (16) and RBI...hit .283 with eight of his nine home runs and 36 of his 45 RBI against right-handed pitching compared to .278 against left-handers...appeared in 40 games at first base and one at catcher...went 4-for-5 with two doubles, a home run, four RBI and four runs scored in his professional debut June 24 at the Indians...homed in each of his first two games...hit safely and drove in a run in each of his first five contests, going 9-for-20 (.450) with three home runs and 10 RBI...had a season-best 10-game hitting streak from Aug. 12 to 25...went 14-for-39 (.359) with three home runs and 12 RBI during the streak...homed in his first game with Vermont Sept. 2 against Tri-City...was named the A's No. 10 prospect by *Baseball America* following the season.

PERSONAL/MISCELLANEOUS

Mathew Kent Olson was originally signed by A's scout Matt Ranson...graduated from Parkview High (GA) School in 2012...was drafted 47th overall as compensation for the loss of free agent David DeJesus.

LIFETIME PLAYING RECORD

| Year | Club | AVG. | G | AB | R | H | 2B | 3B | HR | RBI | SH | SF | HP | BB | SO | SB | CS | SLG | OBP | E |
|------|----------------------------|-------------|------------|-------------|------------|------------|------------|----------|------------|------------|----------|-----------|-----------|------------|------------|-----------|----------|-------------|-------------|-----------|
| 2012 | AZL A's | .282 | 46 | 177 | 29 | 50 | 16 | 1 | 8 | 41 | 0 | 2 | 2 | 16 | 46 | 0 | 0 | .520 | .345 | 3 |
| | Vermont | .273 | 4 | 11 | 3 | 3 | 0 | 0 | 1 | 4 | 0 | 1 | 1 | 3 | 4 | 0 | 0 | .545 | .438 | 0 |
| 2013 | Beloit | .225 | 134 | 481 | 69 | 108 | 32 | 0 | 23 | 93 | 0 | 3 | 2 | 72 | 148 | 4 | 3 | .435 | .326 | 9 |
| 2014 | Stockton | .262 | 138 | 512 | 111 | 134 | 31 | 1 | 37 | 97 | 0 | 0 | 5 | 117 | 137 | 2 | 0 | .543 | .404 | 7 |
| 2015 | Midland | .249 | 133 | 466 | 82 | 116 | 37 | 0 | 17 | 75 | 0 | 8 | 6 | 105 | 139 | 5 | 1 | .438 | .388 | 7 |
| 2016 | Nashville | .235 | 131 | 464 | 69 | 109 | 34 | 1 | 17 | 60 | 2 | 3 | 0 | 71 | 132 | 1 | 0 | .422 | .335 | 5 |
| | OAKLAND | .095 | 11 | 21 | 3 | 2 | 1 | 0 | 0 | 0 | 0 | 0 | 0 | 7 | 4 | 0 | 0 | .143 | .321 | 0 |
| | ML Totals | .095 | 11 | 21 | 3 | 2 | 1 | 0 | 0 | 0 | 0 | 0 | 0 | 7 | 4 | 0 | 0 | .143 | .321 | 0 |
| | Minor League Totals | .246 | 586 | 2111 | 363 | 520 | 150 | 3 | 103 | 370 | 2 | 17 | 16 | 384 | 606 | 12 | 4 | .467 | .364 | 31 |

CAREER TRANSACTIONS

2012 — Selected by the Oakland Athletics organization as a compensation pick (47th selection overall) following the 1st round of the First-Year Player Draft.

VS. THE AMERICAN LEAGUE

| 2016 | | CAREER | | | | | | | | |
|------|----|--------|----|-----|-------------|------|----|---|----|-----|
| AVG. | AB | H | HR | RBI | vs. TEAM | AVG. | AB | H | HR | RBI |
| .000 | 3 | 0 | 0 | 0 | Houston | .000 | 3 | 0 | 0 | 0 |
| .000 | 3 | 0 | 0 | 0 | Kansas City | .000 | 3 | 0 | 0 | 0 |
| .000 | 3 | 0 | 0 | 0 | Los Angeles | .000 | 3 | 0 | 0 | 0 |
| .125 | 8 | 1 | 0 | 0 | Seattle | .125 | 8 | 1 | 0 | 0 |
| .250 | 4 | 1 | 0 | 0 | Texas | .250 | 4 | 1 | 0 | 0 |

MONTHLY BREAKDOWN

| 2016 | | CAREER | | | | | | | | |
|------|----|--------|----|-----|-----------|------|----|---|----|-----|
| AVG. | AB | H | HR | RBI | by MONTH | AVG. | AB | H | HR | RBI |
| .067 | 15 | 1 | 0 | 0 | September | .067 | 15 | 1 | 0 | 0 |
| .167 | 6 | 1 | 0 | 0 | October | .167 | 6 | 1 | 0 | 0 |

BATTING BREAKDOWN

| 2016 | | CAREER | | | | | | | | |
|------|----|--------|----|-----|-------------------|------|----|---|----|-----|
| AVG. | AB | H | HR | RBI | by CATEGORY | AVG. | AB | H | HR | RBI |
| .167 | 6 | 1 | 0 | 0 | Home | .167 | 6 | 1 | 0 | 0 |
| .067 | 15 | 1 | 0 | 0 | Away | .067 | 15 | 1 | 0 | 0 |
| .250 | 8 | 2 | 0 | 0 | Day | .250 | 8 | 2 | 0 | 0 |
| .000 | 13 | 0 | 0 | 0 | Night | .000 | 13 | 0 | 0 | 0 |
| — | 0 | 0 | 0 | 0 | Pre-ASG | — | 0 | 0 | 0 | 0 |
| .095 | 21 | 2 | 0 | 0 | Post-ASG | .095 | 21 | 2 | 0 | 0 |
| .000 | 3 | 0 | 0 | 0 | vs. LHP | .000 | 3 | 0 | 0 | 0 |
| .111 | 18 | 2 | 0 | 0 | vs. RHP | .111 | 18 | 2 | 0 | 0 |
| .000 | 3 | 0 | 0 | 0 | RISP | .000 | 3 | 0 | 0 | 0 |
| --- | 0 | 0 | 0 | 0 | Bases Loaded | --- | 0 | 0 | 0 | 0 |
| .000 | 4 | 0 | 0 | 0 | Pinch Hitter | .000 | 4 | 0 | 0 | 0 |
| — | 0 | 0 | 0 | 0 | Designated Hitter | — | 0 | 0 | 0 | 0 |

BALLPARK BREAKDOWN

| | AVG. | AB | H | HR | RBI |
|----------------------|------|----|---|----|-----|
| Angel Stadium | .000 | 3 | 0 | 0 | 0 |
| Globe Life Arlington | .000 | 1 | 0 | 0 | 0 |
| Kauffman Stadium | .000 | 3 | 0 | 0 | 0 |
| Oakland Coliseum | .167 | 6 | 1 | 0 | 0 |
| Safeco Field | .125 | 8 | 1 | 0 | 0 |

FIELDING STATISTICS

| First Base | | | | | | | |
|---------------|--------------|----------|-----------|----------|----------|-----------|----------|
| YEAR | PCT. | G | PO | A | E | TC | DP |
| 2016 | 1.000 | 4 | 24 | 0 | 0 | 24 | 2 |
| Totals | 1.000 | 4 | 24 | 0 | 0 | 24 | 2 |

| Outfield | | | | | | | |
|---------------|--------------|----------|----------|----------|----------|----------|----------|
| YEAR | PCT. | G | PO | A | E | TC | DP |
| 2016 | 1.000 | 5 | 7 | 0 | 0 | 7 | 0 |
| Totals | 1.000 | 5 | 7 | 0 | 0 | 7 | 0 |

OLSON'S CAREER BESTS

Hits: 1 (twice), last: October 2, 2016 at Seattle
Home Runs: None
Runs Batted In: None
Stolen Bases: None
Hitting Streak: 1 (twice), last: October 2, 2016 at Seattle
Hitless Streak (At Bats): 9, September 25 to October 1, 2016
Game Ending RBI: None
Grand Slams: None
Pinch-Hit Home Runs: None
Inside-The-Park Home Runs: None
Lead Off Home Runs: None

ROOKIE RULE

The Baseball Writers Association of America considers a player a rookie unless during the previous season or seasons he has (a) exceeded 130 at-bats or 50 innings pitched in the major leagues; or (b) accumulated more than 45 days on the active roster of a major league club (excluding military service), during the 25-player limit. The 25-player limit is in effect from Opening Day until August 31.

There are 13 rookies on the A's 40-man roster: Raul Alcantara, Franklin Barreto, Paul Blackburn, Jaycob Brugman, Jharel Cotton, Bruce Maxwell, Frankie Montas, Yairo Muñoz, Renato Núñez, Matt Olson, Chad Pinder, Bobby Wahl and Joey Wendle.

**OUTFIELDER/FIRST BASEMAN****Height/Weight:** 6-1 / 220**Bats/Throws:** Left / Left**Birthdate:** February 24, 1988**Opening Day Age:** 29**Birthplace/Resides:** Long Beach, California / Laverne, California**Major League Service:** 3 years, 11 days**Obtained:** Signed to a minor league contract, November 21, 2016**Contract Status:** First year of a one-year contract through 2017**NON-ROSTER INVITEE****CAREER HIGHLIGHTS**

Has played for three teams in six seasons in the majors and is a .248 hitter with 30 home runs and 98 RBI in 311 games with Minnesota (2011-14), Baltimore (2015) and New York-AL (2016)...was originally chosen by the Twins in the first round of the 2006 draft and spent the first nine seasons of his career in the Minnesota farm system...made his Major League debut in 2011 and hit .355 in 21 games...saw his most extensive action in 2013 when he batted .228 with eight home runs and 24 RBI in 101 games...became a free agent following the 2014 season and has inked minor league deals in each of the last three seasons...is a .273 (891-for-3264) hitter with 118 home runs and 525 RBI in 919 games over 11 seasons in the minors.

2016 HIGHLIGHTS

Spent most of the season at Triple-A Scranton/Wilkes-Barre although he did have a six-game stint with the New York Yankees in June...was selected from Triple-A on June 4 and went 4-for-8 (.500) with a double, two home runs and four RBI before going on the disabled list June 10 with a strained right hamstring...missed 55 games while on the DL...played first base in all six of his games but did not bat in his first four...made two starts on June 8 and 9 against Los Angeles (AL)...had his third career two-homer game on the 8th, going 3-for-5 with a double and three RBI...according to the Elias Sports Bureau, he became just the second Yankee in franchise history with a multi-homer game in his first start with the club, joining Roger Maris on April 19, 1960 at Boston...then went 1-for-3 with a RBI on the 9th...was assigned to Scranton/Wilkes-Barre on a rehab assignment Aug. 6 and was reinstated from the DL and outrighted to Triple-A Aug. 13...hit .248 with 11 home runs and 29 RBI in 64 games with the RailRiders...batted .264 (14-for-53) against left-handed pitchers compared to .242 (39-for-161) against right-handers...had a .292 batting average at home, .204 on the road...hit .357 in the eighth inning or later...batted .320 with a .404 on-base percentage and .600 slugging percentage when leading off an inning...slugged six home runs in 21 day games, five in 43 contests at night...had a .154 batting average with runners in scoring position and two outs...appeared in 48 games at first base and two in left field...had three errors as a first baseman for a .992 fielding percentage...also hit .222 with two home runs and five RBI in 13 games as the designated hitter...hit in each of the bottom six spots in the order, including 21 games batting clean-up and 19 in the six spot...batted .179 with no home runs and one RBI over his first 12 games through April 22...then hit .284 with seven home runs and 20 RBI over his next 28 games from April 23 to May 30...was 3-for-4 April 25 against Lehigh Valley, his first of three three-hit games...the other two came in back-to-back games against Lehigh Valley May 7 and 8...went 2-for-5 with two home runs and five RBI May 19 at Louisville...the first home run was a grand slam in the first inning...hit safely in a season-high seven consecutive games from May 21 to 30 (8-for-26, .308)...was batting .252 with seven home runs and 21 RBI in 43 games when he was selected by the Yankees June 4...returned to Scranton/Wilkes-Barre on a rehab assignment Aug. 6 and went 4-for-14 (.286) with a home run and RBI in five games before he was reinstated from the Major League DL and outrighted to the RailRiders Aug. 14...went 1-for-11 (.091) in five games before going on the Triple-A DL with back spasms...was reinstated Aug. 25 and hit .263 with three home runs and six RBI over his final 11 regular season games...homered in back-to-back contests on Sept. 1 at Buffalo and Sept. 2 against Buffalo...went 5-for-25 (.200) with five walks and three RBI in seven postseason games for the International League Champion RailRiders...then hit a three-run home run in the first inning of a 3-1 win over El Paso in the Triple-A Championship Game on Sept. 20 in Memphis...was named MVP of the game.

CAREER

2015—Spent most of the season at Triple-A Norfolk but did have a seven-week stay with Baltimore during the middle of the year...hit a career-low .216 with four home runs and nine RBI in 32 games with the Orioles...also had a career-low .255 on-base percentage...12 of his 21 hits were for extra bases (seven doubles, one triple, four home runs)...was selected on June 16 and hit .298 with all four of his home runs in 14 games in June...then batted .140 in 18 games in July and was designated for assignment July 31...was sent outright to Norfolk Aug. 8...with the Orioles, he hit .235 with all four of his home runs against right-handed pitchers compared to .125 against left-handers...slugged .481 against righties, .188 against lefties...batted .400 with a .429 on-base percentage when leading off an inning...had a .190 batting average with runners in scoring position, including .091 with RISP and two outs...batted .279 with three of his four home runs at home, .167 on the road...hit .257 with all four of his home runs in 22 night games, .111 in 10 day games...logged a .333 batting average and three of his four home runs in eight interleague games...batted .178 against the American League...appeared in 25 games (19 starts) at first base and eight games (seven starts) in right field...had a single in two pinch hitting appearances...went 4-for-6 with two home runs and two RBI in his Orioles debut June 16 against Philadelphia...it was his first career four-hit game and his second two-homer game...also homered in his next games June 17 at Philadelphia...doubled in four straight games from June 23 to 26 (6-for-17, four doubles, one triple)...spent the balance of the season at Norfolk where he batted .314 with six home runs and 32 RBI in 63 games...hit .329 against right-handed pitching compared to .284 against left-handers...had a .300 batting average or better in all four of his months (.316 in April, .314 in May, .300 in June, .400 in two games in August)...batted .333 with runners in scoring position...hit .358 with five of his six home runs on the road, .255 at home...had a .339 batting average and all six of his home runs in 45 night games...appeared in 21 games in right field, 12 at first base and 11 in left field...saw most of his playing time batting third (55 games)...reached base safely in each of his first 24 road games from April 9 to May 18 (.424 batting average, .509 on-base percentage)...collected a season-high four hits April 12 at Charlotte...had 12 of his 32 RBI over his first nine games through April 17...had a season-best nine-game hitting streak from June 5 to 13 (13-for-39, .333)...was batting .312 with six home runs and 30 RBI in 61 games when he was promoted to Baltimore June 16...returned to Norfolk Aug. 11 and went 2-for-5 (.400) in two games before going on the disabled list Aug. 14 with a fractured left forearm...missed the remainder of the season.

2014—Began the season at Triple-A Rochester but was called up by Minnesota May 9 and spent the remainder of the season with the Twins...hit .256 with seven home runs and a career-high 28 RBI in 87 games with Minnesota...also scored a career-high 27 runs...batted .325 against right-handed pitchers compared to .225 against left-handers...had a .300 average on the road...went 4-for-8 (.500) with eight RBI with the bases loaded...saw action at first base (33 games, 16 starts), right field (33 games, 28 starts), left field (22 games, 14 starts), center field (3 games, 1 start), and designated hitter (1 game)...committed just two errors (one at first base, one in right field)...went 5-for-13 (.385) with seven RBI as a pinch hitter...tied for the lead among American League pinch hitters in RBI...had his first career walk-off RBI, a two-run home run in the bottom of the ninth inning of an 8-6 win over Boston on May 13...had a career-high 0-for-20 streak from May 24 to June 8...then compiled a career-high 13-game hitting streak from June 8 to July 3...went 22-for-50 (.400) during the streak...batted .395 in 16 games in June...batted .305 with seven home runs and 23 RBI in 32 games with Rochester...hit .385 against left-handed pitching, .283 against right-handers...batted .375 during the day and .321 with runners in scoring position...had a 15-game hitting streak from April 17-May 2...that included a 4-for-5 performance April 20 at Syracuse...homered twice and drove in five runs May 4 against Louisville.

2013—Batted .228 with eight home runs and 24 RBI in a career-high 101 games over two stints with Minnesota...also had career highs in at bats (294), hits (67), doubles (13), home runs, walks (33), extra base hits (21) and strikeouts (81)...stole the only base of his career...hit .242 against right-handed pitchers, .172 against left-handers...slugged six of his eight home runs on the road...started 59 games in right field and 20 at first base...recorded six outfield assists, which tied for second-most on the club...made the Twins Opening Day roster for the second time in his career and was the Opening Day right fielder, April 1 against Detroit...homered in back-to-back games May 1 and 3 at Cleveland for the third time in his career...recorded his first career two-homer game June 22 at Cleveland, both solo shots (eighth and ninth innings)...was optioned to Triple-A Rochester July 14 and hit .231 in 45 games for the Red Wings before he was recalled on Sept. 9...played 18 games for the Twins in September.

2012—Made the Twins Opening Day roster for the first time in his career and batted eighth at first base, going 1-for-4 on Opening Day April 6 at Baltimore...was optioned to Triple-A Rochester, May 15...batted .375 with four doubles, four homers, 12 RBI, 13 runs scored, and 12 walks in 15 games with the Red Wings before being recalled by the Twins, June 8...optioned back to Triple-A Rochester, July 5...recalled by the Twins July 21 when Justin Morneau was placed on Paternity List...optioned back to Rochester when Morneau returned, July 23...hit safely in 15 straight games, July 18-Aug. 5, batting .439 (29-for-66) with two multi-homer games during the streak...named International League Player of the Week July 30-Aug. 5, batting .517 (15-for-29) with five home runs, nine RBI, and eight runs scored in six games with the Red Wings...hit 11 home runs in a 17-game span, July 26-Aug. 12...earned Topps Player of the Month honors for August after batting .323 (32-for-99) with eight doubles, eight homers, 20 RBI, 20 runs scored and 23 walks in 28 games...recalled by the Twins, Aug. 29...hit safely in eight straight games from Aug. 29-Sept. 5...had three home runs during the streak and a career-high four RBI, Sept. 4 at Chicago (AL)...missed three games Sept. 21-23 to attend the birth of his first child, Jack, Sept. 20.

2011—Started the season with Double-A New Britain, batting .287 with 30 doubles and 13 home runs in 142 games with the Rock Cats...was named the Twins Minor League Player of the Week, May 8-14 after hitting .414 (12-for-29) with two doubles, five RBI, five runs scored and two walks in seven games...was named the Twins Minor League Player of the Month for July after batting .305 (36-for-118) with eight doubles, six home runs, 26 RBI, 17 runs scored and 20 walks in 32 games...recalled by Minnesota Sept. 6 and made Major League debut that day against Chicago (AL) batting fifth at first base...went 2-for-4, including a single off of Jake Peavy for his first career hit...belted his first home run, a two-run shot off of Josh Judy, Sept. 17 against Cleveland...hit .355 in September, the fourth-highest among all rookies in baseball...also in September, his 14 RBI were tied for third-most and his four home runs were tied for fourth-most...his .355 September batting average ranked as fifth-best among rookies in Twins history during September...was one of 11 rookies in club history to hit four-or-more homers in September...his 27 hits were tied for eight-most among Twins rookies...among Twins minor leaguers, he ranked first in RBI (83), second in hits (152), third in walks (68), fourth in runs (76) and seventh in doubles (30)...named the best defensive first baseman in the Eastern League by *Baseball America*...also ranked as the ninth best prospect in the Twins organization by the same publication entering the 2012 season...named as the first baseman on MiLB.com's Twins organization All-Star team.

2010—Was invited to Spring Training with the Twins but was assigned to minor league camp on March 21 and began season at Double-A New Britain...transferred to Single-A Ft. Myers, May 17...returned to New Britain, June 10...was named Twins Minor League Player of the Week July 16 after batting .444 with a double, two RBI, three runs scored, four walks, and a .545 on-base percentage in five games...participated in the Arizona Fall League with the Peoria Saguaros, batting .339 with 11 doubles, two triples, 13 RBI, 16 runs scored and 12 walks in 29 games...his 11 doubles tied for the league-lead...ranked the 18th-best prospect in the Twins organization by *Baseball America* entering the 2011 season.

2009—Spent the entire season at Single-A Ft. Myers...homered in three straight games, June 9-11...was named Florida State League Player of the Week June 22-28 after batting .500 (9-for-18) with a home run and nine RBI...selected to play in the Florida State League All-Star Game...won the Florida State League Home Run Derby...recorded five consecutive two-hit games, Aug. 4-11...named to the Florida State League Postseason All-Star Team...ranked as the 17th-best prospect in the Florida State League by *Baseball America*...hit 14 of his 16 homers off of right-handed pitching...led all Twins minor leaguers in walks (65), was second in RBI (73) and third in home runs...hit .250 with four home runs and 21 RBI for Mesa in the Arizona Fall League following the season...ranked the 14th-best prospect in the Twins organization by *Baseball America* entering the 2010 season.

2008—Spent the entire season at Single-A Beloit...homered in three consecutive games, April 5-7...was named Twins Minor League Player of the Week April 19-26 after batting .429 (6-for-14) with five runs scored, 10 RBI and three doubles...hit six home runs in 20 June games...was placed on the disabled list on June 26 through the remainder of the season with a left hand fracture...led the Miracle in home runs (14) and RBI (49) and tied for the most walks (52) in the Twins system...ranked as the best power hitting prospect in the Twins organization and 14th-best prospect by *Baseball America* entering the 2009 season.

2007—Spent the entire season at Single-A Beloit...was named Twins Minor League Player of the Week June 22-28 after batting .385 (5-for-13) with a triple, home run, and three RBI...led the Snappers in doubles (23), home runs (15) and RBI (70)...ranked as the 12th-best prospect in the Twins system by *Baseball America* entering the 2008 season.

2006—Started his professional career with the GCL Twins and played 45 games...homered in his first professional game, June 29 at the GCL Pirates...was promoted to Beloit, Aug. 20...finished third in the GCL in home runs (eight) and slugging percentage, fourth in RBI (32) and fifth in extra-base hits (19)...ranked as the second-best prospect in the GCL by *Baseball America*...ranked as the fourth-best prospect in the Twins organization by the magazine and as the best hitter for average in the Twins system entering the 2007 season.

PERSONAL/MISCELLANEOUS

Christopher Matthew Parmelee was originally signed by Twins scout John Leavitt...wife's name is Amanda...has a son, Jack...is a 2006 graduate of Chino Hills (CA) High School...named an AFLAC All-American and All-State his senior season...was rated as the second best high school pure hitter in the nation by *Baseball America* in 2006...won the Diamond Skills Award in 1998, allowing him to shag balls at the home run derby during the 1998 All-Star Game at Coors Field.

LIFETIME PLAYING RECORD

| Year | Club | AVG | G | AB | R | H | 2B | 3B | HR | RBI | SH | SF | HP | BB | SO | SB | CS | SLG | OBP | E |
|------------------|-----------------------|-------------|------------|------------|-----------|------------|-----------|----------|-----------|-----------|----------|----------|-----------|-----------|------------|----------|----------|-------------|-------------|----------|
| 2006 | GCL Twins | .279 | 45 | 154 | 29 | 43 | 7 | 4 | 8 | 32 | 0 | 2 | 0 | 23 | 47 | 3 | 3 | .532 | .369 | 5 |
| | Beloit | .227 | 11 | 22 | 2 | 5 | 1 | 0 | 0 | 2 | 0 | 0 | 0 | 5 | 9 | 0 | 2 | .273 | .370 | 0 |
| 2007 | Beloit | .239 | 128 | 447 | 56 | 107 | 23 | 5 | 15 | 70 | 0 | 4 | 4 | 46 | 137 | 8 | 4 | .414 | .313 | 7 |
| 2008 | Beloit | .239 | 69 | 226 | 41 | 54 | 10 | 3 | 14 | 49 | 1 | 5 | 5 | 52 | 83 | 3 | 1 | .496 | .385 | 6 |
| 2009 | Fort Myers | .258 | 123 | 422 | 61 | 109 | 27 | 1 | 16 | 73 | 0 | 8 | 6 | 65 | 109 | 2 | 2 | .441 | .359 | 11 |
| 2010 | New Britain | .275 | 111 | 411 | 51 | 113 | 25 | 2 | 6 | 44 | 0 | 7 | 2 | 43 | 70 | 3 | 2 | .389 | .341 | 11 |
| | Fort Myers | .338 | 22 | 80 | 9 | 27 | 2 | 1 | 2 | 17 | 0 | 0 | 0 | 13 | 11 | 0 | 1 | .463 | .430 | 1 |
| 2011 | New Britain | .287 | 142 | 530 | 76 | 152 | 30 | 5 | 13 | 83 | 0 | 9 | 3 | 68 | 94 | 0 | 1 | .436 | .366 | 6 |
| | MINNESOTA | .355 | 21 | 76 | 8 | 27 | 6 | 0 | 4 | 14 | 0 | 0 | 0 | 12 | 13 | 0 | 0 | .592 | .443 | 2 |
| 2012 | MINNESOTA | .229 | 64 | 192 | 18 | 44 | 10 | 2 | 5 | 19 | 0 | 1 | 4 | 13 | 52 | 0 | 0 | .380 | .290 | 2 |
| | Rochester | .338 | 64 | 228 | 45 | 77 | 17 | 1 | 17 | 49 | 0 | 2 | 1 | 51 | 52 | 1 | 1 | .645 | .457 | 2 |
| 2013 | MINNESOTA | .228 | 101 | 294 | 21 | 67 | 13 | 0 | 8 | 24 | 0 | 3 | 3 | 33 | 81 | 1 | 1 | .354 | .309 | 2 |
| | Rochester | .231 | 45 | 173 | 23 | 40 | 13 | 1 | 3 | 22 | 0 | 2 | 1 | 22 | 32 | 1 | 0 | .370 | .318 | 1 |
| 2014 | Rochester | .305 | 32 | 118 | 13 | 36 | 7 | 0 | 7 | 23 | 0 | 2 | 1 | 14 | 24 | 0 | 0 | .542 | .378 | 1 |
| | MINNESOTA | .256 | 87 | 250 | 27 | 64 | 11 | 0 | 7 | 28 | 0 | 1 | 2 | 17 | 64 | 0 | 3 | .384 | .307 | 2 |
| 2015 | Norfolk | .314 | 63 | 239 | 33 | 75 | 13 | 0 | 6 | 32 | 0 | 3 | 1 | 29 | 52 | 3 | 1 | .444 | .386 | 4 |
| | BALTIMORE | .216 | 32 | 97 | 11 | 21 | 7 | 1 | 4 | 9 | 0 | 0 | 1 | 4 | 26 | 0 | 1 | .433 | .255 | 1 |
| 2016 | Scranton/Wilkes-Barre | .248 | 64 | 214 | 29 | 53 | 10 | 0 | 11 | 29 | 0 | 2 | 0 | 29 | 42 | 0 | 0 | .449 | .335 | 3 |
| | NEW YORK (AL) | .500 | 6 | 8 | 4 | 4 | 1 | 0 | 2 | 4 | 0 | 0 | 0 | 0 | 3 | 0 | 0 | 1.375 | .500 | 0 |
| ML Totals | | .248 | 311 | 917 | 89 | 227 | 48 | 3 | 30 | 98 | 0 | 5 | 10 | 79 | 239 | 1 | 5 | .405 | .313 | 9 |

CAREER TRANSACTIONS

2006 — Selected by the Minnesota Twins organization in the 1st round (20th selection overall) of the First-Year Player Draft. **2014** — Elected free agency, December 24. **2015** — Signed by the Baltimore Orioles to a minor league contract, February 8. Elected free agency, October 8. **2016** — Signed by the New York Yankees to a minor league contract, February 23. On the disabled list, June 10 to August 12; included rehabilitation assignment to Scranton/Wilkes-Barre, August 6 to 12. Elected free agency, October 5; signed by the Oakland Athletics to a minor league contract, November 21.

VS. THE AMERICAN LEAGUE

| 2016 | | CAREER | | | | | | | | |
|------|----|--------|----|-----|-------------|------|-----|----|----|-----|
| AVG. | AB | H | HR | RBI | vs. TEAM | AVG. | AB | H | HR | RBI |
| — | 0 | 0 | 0 | 0 | Baltimore | .345 | 29 | 10 | 1 | 6 |
| — | 0 | 0 | 0 | 0 | Boston | .250 | 56 | 14 | 3 | 5 |
| — | 0 | 0 | 0 | 0 | Cleveland | .228 | 101 | 23 | 6 | 16 |
| — | 0 | 0 | 0 | 0 | Chicago | .301 | 73 | 22 | 3 | 11 |
| — | 0 | 0 | 0 | 0 | Detroit | .263 | 114 | 30 | 2 | 10 |
| — | 0 | 0 | 0 | 0 | Houston | .154 | 13 | 2 | 0 | 1 |
| — | 0 | 0 | 0 | 0 | Kansas City | .313 | 96 | 30 | 4 | 10 |
| .500 | 8 | 4 | 2 | 4 | Los Angeles | .291 | 55 | 16 | 3 | 7 |
| — | 0 | 0 | 0 | 0 | Minnesota | .100 | 10 | 1 | 0 | 0 |
| — | 0 | 0 | 0 | 0 | New York | .219 | 64 | 14 | 2 | 6 |
| — | 0 | 0 | 0 | 0 | Oakland | .226 | 31 | 7 | 0 | 2 |
| — | 0 | 0 | 0 | 0 | Seattle | .273 | 55 | 15 | 0 | 2 |
| — | 0 | 0 | 0 | 0 | Tampa Bay | .167 | 30 | 5 | 0 | 3 |
| — | 0 | 0 | 0 | 0 | Texas | .175 | 40 | 7 | 0 | 1 |
| — | 0 | 0 | 0 | 0 | Toronto | .167 | 36 | 6 | 0 | 3 |

VS. THE NATIONAL LEAGUE

| 2016 | | CAREER | | | | | | | | |
|------|----|--------|----|-----|---------------|------|----|---|----|-----|
| AVG. | AB | H | HR | RBI | vs. TEAM | AVG. | AB | H | HR | RBI |
| — | 0 | 0 | 0 | 0 | Arizona | .333 | 6 | 2 | 0 | 2 |
| — | 0 | 0 | 0 | 0 | Atlanta | .125 | 8 | 1 | 0 | 0 |
| — | 0 | 0 | 0 | 0 | Chicago (NL) | .250 | 4 | 1 | 0 | 0 |
| — | 0 | 0 | 0 | 0 | Cincinnati | .000 | 1 | 0 | 0 | 0 |
| — | 0 | 0 | 0 | 0 | Colorado | .375 | 8 | 3 | 0 | 4 |
| — | 0 | 0 | 0 | 0 | Los Angeles | — | 0 | 0 | 0 | 0 |
| — | 0 | 0 | 0 | 0 | Miami | .083 | 12 | 1 | 0 | 0 |
| — | 0 | 0 | 0 | 0 | Milwaukee | .308 | 13 | 4 | 2 | 3 |
| — | 0 | 0 | 0 | 0 | New York (NL) | .000 | 3 | 0 | 0 | 0 |
| — | 0 | 0 | 0 | 0 | Philadelphia | .278 | 18 | 5 | 3 | 3 |
| — | 0 | 0 | 0 | 0 | Pittsburgh | .500 | 2 | 1 | 0 | 0 |
| — | 0 | 0 | 0 | 0 | San Diego | .100 | 10 | 1 | 1 | 2 |
| — | 0 | 0 | 0 | 0 | San Francisco | .091 | 11 | 1 | 0 | 1 |
| — | 0 | 0 | 0 | 0 | St. Louis | — | 0 | 0 | 0 | 0 |
| — | 0 | 0 | 0 | 0 | Washington | .278 | 18 | 5 | 0 | 0 |

MONTHLY BREAKDOWN

| 2016 | | CAREER | | | | | | | | |
|------|----|--------|----|-----|-----------|------|-----|----|----|-----|
| AVG. | AB | H | HR | RBI | by MONTH | AVG. | AB | H | HR | RBI |
| — | 0 | 0 | 0 | 0 | April | .231 | 121 | 28 | 1 | 8 |
| — | 0 | 0 | 0 | 0 | May | .186 | 161 | 30 | 7 | 16 |
| .500 | 8 | 4 | 2 | 4 | June | .299 | 174 | 52 | 10 | 16 |
| — | 0 | 0 | 0 | 0 | July | .208 | 159 | 33 | 2 | 15 |
| — | 0 | 0 | 0 | 0 | August | .239 | 71 | 17 | 2 | 8 |
| — | 0 | 0 | 0 | 0 | September | .297 | 219 | 65 | 8 | 35 |
| — | 0 | 0 | 0 | 0 | October | .167 | 12 | 2 | 0 | 0 |

BATTING BREAKDOWN

| 2015 | | CAREER | | | | | | | | |
|-------|----|--------|----|-----|-------------------|------|-----|-----|----|-----|
| AVG. | AB | H | HR | RBI | by CATEGORY | AVG. | AB | H | HR | RBI |
| .500 | 8 | 4 | 2 | 4 | Home | .243 | 465 | 113 | 13 | 46 |
| — | 0 | 0 | 0 | 0 | Away | .252 | 452 | 114 | 17 | 52 |
| — | 0 | 0 | 0 | 0 | Day | .233 | 374 | 87 | 9 | 39 |
| .500 | 8 | 4 | 2 | 4 | Night | .258 | 543 | 140 | 21 | 59 |
| .500 | 8 | 4 | 2 | 4 | Pre-ASG | .236 | 569 | 134 | 20 | 51 |
| — | 0 | 0 | 0 | 0 | Post-ASG | .267 | 348 | 93 | 10 | 47 |
| 1.000 | 1 | 1 | 1 | 2 | vs. LHP | .254 | 224 | 57 | 6 | 26 |
| .429 | 7 | 3 | 1 | 2 | vs. RHP | .245 | 693 | 170 | 24 | 72 |
| .250 | 4 | 1 | 0 | 0 | RISP | .187 | 219 | 41 | 3 | 62 |
| — | 0 | 0 | 0 | 0 | Bases Loaded | .292 | 24 | 7 | 0 | 17 |
| — | 0 | 0 | 0 | 0 | Pinch Hitter | .250 | 40 | 10 | 0 | 10 |
| — | 0 | 0 | 0 | 0 | Designated Hitter | .000 | 4 | 0 | 0 | 0 |

BALLPARK BREAKDOWN

| | AVG. | AB | H | HR | RBI |
|---------------------|------|-----|----|----|-----|
| Angel Stadium | .235 | 17 | 4 | 0 | 0 |
| AT&T Park | .091 | 11 | 1 | 0 | 1 |
| Camden Yards | .297 | 64 | 19 | 4 | 10 |
| Citizens Bank Park | .167 | 6 | 1 | 1 | 1 |
| Comerica Park | .317 | 60 | 19 | 2 | 8 |
| Coors Field | .375 | 8 | 3 | 0 | 4 |
| Fenway Park | .280 | 25 | 7 | 1 | 1 |
| Globe Life Park | .429 | 7 | 3 | 0 | 0 |
| Great American | .000 | 1 | 0 | 0 | 0 |
| Kauffman Stadium | .286 | 49 | 14 | 2 | 5 |
| Marlins Park | .000 | 4 | 0 | 0 | 0 |
| Miller Park | .333 | 3 | 1 | 1 | 1 |
| Minute Maid Park | .250 | 4 | 1 | 0 | 0 |
| Nationals Park | .222 | 9 | 2 | 0 | 0 |
| Oakland Coliseum | .240 | 25 | 6 | 0 | 2 |
| PETCO Park | .167 | 6 | 1 | 1 | 2 |
| PNC Park | .500 | 2 | 1 | 0 | 0 |
| Progressive Field | .255 | 47 | 12 | 4 | 8 |
| Rogers Centre | .200 | 30 | 6 | 0 | 2 |
| Safeco Field | .188 | 16 | 3 | 0 | 0 |
| Target Field | .231 | 424 | 98 | 8 | 38 |
| Tropicana Field | .100 | 20 | 2 | 0 | 1 |
| Turner Field | .200 | 5 | 1 | 0 | 0 |
| U.S. Cellular Field | .308 | 39 | 12 | 3 | 9 |
| Yankee Stadium | .286 | 35 | 10 | 3 | 5 |

FIELDING STATISTICS

First Base

| YEAR | PCT. | G | PO | A | E | TC | DP |
|---------------|-------------|------------|------------|-----------|----------|-------------|------------|
| 2011 | .989 | 20 | 164 | 12 | 2 | 178 | 19 |
| 2012 | .994 | 38 | 296 | 25 | 2 | 323 | 43 |
| 2013 | 1.000 | 23 | 152 | 12 | 0 | 164 | 15 |
| 2014 | .995 | 33 | 167 | 18 | 1 | 186 | 15 |
| 2015 | 1.000 | 25 | 176 | 12 | 0 | 188 | 17 |
| 2016 | 1.000 | 6 | 21 | 4 | 0 | 25 | 0 |
| Totals | .995 | 145 | 976 | 83 | 5 | 1064 | 109 |

Outfield

| YEAR | PCT. | G | PO | A | E | TC | DP |
|---------------|-------------|------------|------------|-----------|----------|------------|----------|
| 2012 | 1.000 | 19 | 30 | 1 | 0 | 31 | 0 |
| 2013 | .982 | 68 | 105 | 6 | 2 | 113 | 0 |
| 2014 | .991 | 54 | 102 | 4 | 1 | 107 | 3 |
| 2015 | .944 | 8 | 16 | 1 | 1 | 18 | 1 |
| Totals | .985 | 149 | 253 | 12 | 4 | 269 | 4 |

PARMELLEE'S CAREER BESTS

Hits: 4, June 16, 2015 vs. Philadelphia

Home Runs: 2 (three times), June 8, 2016 vs. Los Angeles (AL); June 16, 2015 vs. Philadelphia; June 22, 2013 at Cleveland

Runs Batted In: 4, September 4, 2012 at Chicago (AL)

Stolen Bases: 1, April 4, 2013 vs. Detroit

Hitting Streak: 13, June 8 to July 3, 2014

Hitless Streak (At Bats): 20, May 24 to June 8, 2014

Game Ending RBI: 1, May 13, 2014 vs. Boston (home run)

Grand Slams: None

Pinch-Hit Home Runs: None

Inside-The-Park Home Runs: None

Lead Off Home Runs: None



CATCHER

Height/Weight: 5-10 / 230 **Bats/Throws:** Right / Right
Birthdate: February 12, 1988 **Opening Day Age:** 29
Birthplace/Resides: Terre Haute, Indiana / Noblesville, Indiana
Major League Service: 2 years, 114 days
Obtained: Acquired from the Chicago White Sox with Chris Bassitt, Rangel Ravelo and Marcus Semien for Jeff Samardzija and Michael Ynoa, December 9, 2014
Contract Status: First year of a one-year contract through 2017

CAREER HIGHLIGHTS

Is a .251 (76-for-303) hitter with 10 home runs and 44 RBI in 98 games in two seasons with the A's after batting .207 with seven home runs and 29 RBI in 76 games in parts of two seasons with Chicago (AL) from 2013-14...is a .232 career hitter in 175 games...was originally drafted by the White Sox as a compensation pick following the first round of the 2009 draft and is a .266 hitter with 67 home runs and 280 RBI in 491 games as a minor leaguer...has tossed out 30-of-102 (29.4%) attempted base stealers at the major league level and 192-of-435 (44.1%) as a minor leaguer...was named to the International League Postseason All-Star team in 2014...was selected to the Triple-A All-Star Team and the All-Star Futures Game in 2013 but did not play following a July 5 promotion to Chicago...was a MiLB Rawlings Gold Glove Award winner at Charlotte in 2012.

2016 HIGHLIGHTS

Hit .256 with a home run and 10 RBI in 26 games in a season shortened due to two stints on the disabled list with a strained right knee...was out from May 10-26 and July 2 through the end of the season and missed a total of 97 games...his batting average was the best of his four Major League seasons as was his .314 on-base percentage...batted .262 (11-for-42) against right-handed pitchers, .250 (9-for-36) against left-handers...had a .360 batting average in eight games in April but then hit .208 over his final 17 contests...now has a .313 (15-for-48) career average in April, .224 after that...hit his only home run in Oakland and has slugged seven of his 10 home runs in two seasons with the A's in the Coliseum...batted .344 during the day, .196 at night...hit .313 with a .421 on-base percentage when leading off an inning...made 23 starts, all at catcher...did not commit an error in 25 games overall behind the plate and now has a 65-game errorless streak since his last error on June 18, 2015...tossed out just 1-of-9 (11.1%) attempted base stealers but has thrown out 30-for-102 (29.4%) in his career.

OAKLAND: Hit safely in each of his first three games (4-for-8, .500) to extend his hitting streak to five games dating back to Sept. 15, 2015 (7-for-16, .438)...that is the longest hitting streak of his career...made his professional debut as a pitcher on May 8 at Baltimore when he retired the final two batters of the game, including one strikeout...was batting .270 with three RBI in 12 games when he was placed on the disabled list May 17 retroactive to May 10 with a strained right knee...went 6-for-19 (.316) with four walks on a five-game rehab assignment with Triple-A Nashville beginning May 21 and was reinstated from the DL May 27...was 3-for-4 in his first game back on May 28 against Detroit to boost his average to .317...then went 7-for-37 (.189) over his final 12 contests...hit his lone home run of the season and drove in three runs June 13 against Texas...was placed on the DL a second time July 3 retroactive to July 2 with a strained right knee...had surgery to remove a cruciate ligament cyst from the knee on July 5...the surgery was performed by Dr. Jon Dickinson at Presidio Surgery Center in San Francisco...was admitted to the hospital Aug. 26 with synovitis of his right knee.

CAREER

2015—Spent the entire season with Oakland before his season ended in mid-September due to a concussion...hit .249 with nine home runs and 34 RBI in 73 games...batted .305 over his first 32 games through June 26...then hit .208 over his final 41 contests...started 40 of the A's 41 games against a left-handed starting pitcher before his concussion...also made 22 starts against right-handers...hit .276 against lefties, .220 against righties...appeared exclusively at catcher on defense where he made 62 starts...tossed out 17-of-45 (37.8%) attempted base stealers, which was the third best percentage in the American League among catchers with 60 or more games caught...using the same minimum, it was the

best by an A's catcher since Mike Macfarlane tossed out 24-of-60 (40.0%) in 79 games in 1999...had 53 assists and his average of 0.88 assists per nine innings was second best in Oakland history among catchers with 60 or more games (Jim Essian, 0.90 in 1978)...committed just two errors for a .996 fielding percentage...batted .344 with five of his nine home runs with runners on base compared to .178 with the bases empty...hit .306 with runners in scoring position, including .400 with RISP and two outs...belted six of his nine home runs at home...had a .284 batting average with two outs...hit .218 against a pitcher the first time he saw him in a game, .276 the second time and .324 after that...batted .193 with a .220 on-base percentage when leading off an inning...started games at every spot in the order except the first three...hit seventh 18 times and eighth 17 times...batted .333 when hitting eighth...got off to a slow start as he hit .219 with no extra base hits and three RBI over his first 11 games through May 9...then batted .349 with 12 RBI over a 20-game stretch from May 10 to June 24...14 of his 22 hits were for extra bases (eight doubles, one triple, five home runs)...tossed out three attempted base stealers May 26 against Detroit as part of a 13-game stretch from May 15 to June 16 where he threw out 9-of-13 (69.2%) attempted base stealers...had a career-high tying five game hitting streak from May 28-June 7 (also Aug. 22-26, 2013)...went 10-for-19 (.526) with four doubles, a triple and four multiple hit games during the streak...matched his career high with three hits May 29 against New York (AL)...finished May with a .303 batting average...then hit four home runs in a month for the first time in his career in June...matched his best single-month RBI total with 11 in June...collected his first career triple June 4 at Detroit...had four home runs and eight RBI over a seven-game stretch from June 12 to 24...was batting .305 as late as June 26 but went 3-for-25 (.120) over his next eight games through July 18 to fall to .267...scored a career-high three runs Sept. 15 at Chicago (AL)...went 1-for-4 with a double Sept. 17 at Chicago (AL)...that was his final game before he was hit in the head with a bat during batting practice the next day at Houston...was scratched from the game and missed the remainder of the season with a concussion.

2014—Spent the entire season at Triple-A Charlotte before being promoted to Chicago (AL) Sept. 2...hit .216 with three home runs and seven RBI in 11 games with the White Sox...added two doubles and five of his eight hits were for extra bases...hit .222 against right-handed pitching compared to .200 against left-handers...both of his hits off lefties were home runs...batted .333 with all three of his home runs at home...started 10 games at catcher and committed one error in 11 games overall behind the plate (.989 fielding percentage)...tossed out 2-of-8 (25.0%) attempted base stealers...went 0-for-11 over his first four games before singling to lead off the seventh inning Sept. 16 at Kansas City...that snapped a career-high 0-for-35 streak dating back to Sept. 18, 2013...hit all three of his home runs and drove in five of his seven runs in a three-game series against Kansas City Sept. 25-28...had his first career two-homer game Sept. 27 against the Royals...was named to the International League Postseason All-Star team after batting .274 with 23 home runs and 75 RBI in 107 games with Charlotte...had minor league career highs in runs (69), hits (115), doubles (30), triples (4), home runs, RBI, extra base hits (57), hit by pitches (8) and sacrifice flies (7) and matched his high in walks (31)...ranked second in the IL in extra base hits, third in home runs and slugging percentage (.530), sixth in total bases (222), tied for sixth in runs and RBI and tied for eighth in hit by pitches...ranked second in the White Sox farm system in home runs and extra base hits, third in slugging, fourth in total bases, sixth in runs and RBI and ninth in doubles...hit .320 with 17 of his 23 home runs and 49 of his 75 RBI at home...batted .276 against right-handed pitching compared to .271 against left-handers...13 of his 23 home runs came with runners on base...tossed out 41-of-94 (43.6%) attempted base stealers, which was the best percentage in the IL...also led IL catchers in games (105), total chances (893), putouts (799), assists (86) and passed balls (14)...hit third 54 times, fifth 27 times and clean-up 26 times...connected for his first home run May 6 against Lehigh Valley and homered 23 times over his final 86 games...batted .300 over his first 16 games through April 26...had a season-high four hits May 29 at Columbus...had a 17-game hitting streak from June 30 to July 24...went 34-for-76 (.447) with five home runs, 20 RBI, 20 runs scored and 11 multiple hit games during the streak, which tied for fourth longest in the IL...played in the Triple-A All-Star Game for the International League and went 1-for-2 with a run scored...hit .354 in 23 games in July...was named IL Player of the Week for the period of Aug. 4-10 after going 9-for-16 (.563) with three doubles, three home runs and 13 RBI...drove in six runs Aug. 6 against Gwinnett and five Aug. 7 against Pawtucket...had his lone two-homer game of the season in the latter contest.

2013—Appeared in 65 games with the White Sox after he was recalled from Triple-A Charlotte July 5...started 59 of 80 games after joining the Sox...batted .261 against left-handers and .255 at U.S. Cellular Field...threw out 25.0% (10-of-40) of attempted basestealers...was recalled from Charlotte July 5

and made his debut that night at Tampa Bay, going 1-for-3 with two RBI (first hit and RBI off Jeremy Hellickson)...hit his first career home run July 7 at the Rays (off David Price), becoming the first Sox player since Miguel Olivo Sept. 15, 2002 at the Yankees homer within his first two career games (source: Elias)...hit a solo home run July 8 vs. the Cubs, becoming the first rookie in franchise history to record a RBI in each of his first three career games and fourth Sox player to homer in his first at-bat at U.S. Cellular Field...hit a go-ahead grand slam in the sixth inning July 11 at Detroit...became the first player in Sox history to hit a grand slam within his first five career games and record eight RBI in his first five games (source: Stats, Inc)...joined Ordonez (1997) and Zeke Bonura (1934) as the only players in franchise history to hit three homers over their first five games (source: Stats, Inc.)...entered the game at second base in the 13th inning in the second game of a doubleheader July 13 at Philadelphia...was selected to the Triple-A All-Star Team and the U.S. Team at the All-Star Futures Game at Citi Field but did not play due to his promotion...ranked among the International League leaders in slugging percentage (2nd, .597), OPS (3rd, .966) and average (6th, .316) at the time of his promotion...threw out 40.7% (24-of-59) of attempted basestealers.

2012—Batted .266 with six home runs and 48 RBI in 102 games with Triple-A Charlotte...won his first career MiLB Rawlings Gold Glove Award...led International League catchers with a .996 fielding percentage as he committed just three errors in 96 games...also led IL catchers in games, total chances (834) and putouts (772)...tossed out 46.2% (30-of-65) of attempted basestealers, which was second best in the IL...was named to the IL Midseason All-Star Team...hit five home runs in 122 at bats against left-handed pitching, one in 272 at bats against right-handers...batted .361 during the day...hit .382 in April...compiled a 13-game hitting streak from April 13 to 30 (22-for-53, .415)...belted five of his six home runs over an 11-game span from Aug. 13 to 31...hit .346 (9-for-26) with a double, two homers and four RBI in seven postseason games.

2011—Combined to hit .242 with 25 doubles, two triples, nine home runs, 56 RBI and 52 runs scored in 116 games between Double-A Birmingham and Triple-A Charlotte...led Southern League catchers in total chances (676), putouts (620) and passed balls (16)...tossed out 29-of-67 (43.3%) attempted base stealers, which ranked third in the SL...homered twice April 21 against Mississippi...went 4-for-4 with a home run and seven RBI June 2 against Chattanooga...was promoted to Charlotte July 14 but was sent back to Birmingham Aug. 15...went 3-for-20 (.150) in five postseason games for the Barons.

2010—Was limited to just 48 games due to Idiopathic Thrombocytopenic Purpura (ITP), a rare autoimmune disorder that lowers platelet count...combined to hit .284 with five home runs and 26 RBI in 48 games with Advanced Rookie Bristol, Single-A Winston-Salem and Double-A Birmingham...threw out 46.3% (19-of-41) of attempted basestealers...appeared in six games before being placed on the disabled list due to illness April 16...was on the disabled list due to the illness for a second time from July 6 to 29...underwent offseason surgery to remove his spleen.

2009—Made his professional debut with Single-A Kannapolis and batted .224 with nine home runs and 33 RBI in 52 games...threw out 57.6 percent (30-of-52) of attempted basestealers...hit .391 with runners in scoring position and two outs...went 3-for-4 in his professional debut June 28 at Hickory...was 1-for-8 (.125) with a RBI in two postseason games.

PERSONAL/MISCELLANEOUS

Joshua Aaron Phegley was originally signed by White Sox scout Mike Shirley...was selected as a supplemental pick following the first round of the 2009 draft as compensation for the loss of free agent Orlando Cabrera...is married, Jessica...has a daughter, Stella...was diagnosed with Idiopathic Thrombocytopenic Purpura (ITP), a rare condition that results in low blood platelets, in 2010...works with the Platelet Disorder Support Association (PDSA) to help kids with the condition and raise awareness...attended Indiana University...was a First-Team All-Big Ten selection as a junior after hitting .344 with a team-leading 17 home runs and 66 RBI...finished second in the nation with a .438 average as a sophomore...was named a Second-Team All-American by Collegiate Baseball News, the American Baseball Coaches Association and the National Collegiate Baseball Writers of America...is a 2007 graduate of Terre Haute (Ind.) North High School...was named Indiana's Mr. Baseball in 2006.

LIFETIME PLAYING RECORD

| Year | Club | AVG | G | AB | R | H | 2B | 3B | HR | RBI | SH | SF | HP | BB | SO | SB | CS | SLG | OBP | E |
|------------------|---------------|-------------|------------|------------|-----------|------------|-----------|----------|-----------|-----------|----------|----------|----------|-----------|------------|----------|----------|-------------|-------------|----------|
| 2009 | Kannapolis | .224 | 52 | 196 | 27 | 44 | 9 | 0 | 9 | 33 | 1 | 2 | 4 | 11 | 40 | 1 | 1 | .408 | .277 | 7 |
| 2010 | Winston-Salem | .292 | 25 | 89 | 16 | 26 | 3 | 0 | 3 | 12 | 1 | 2 | 0 | 7 | 22 | 0 | 0 | .427 | .337 | 2 |
| | Bristol | .200 | 5 | 15 | 1 | 3 | 1 | 0 | 0 | 1 | 0 | 0 | 1 | 2 | 4 | 0 | 0 | .267 | .333 | 0 |
| | Birmingham | .292 | 18 | 72 | 7 | 21 | 4 | 0 | 2 | 13 | 3 | 1 | 1 | 2 | 22 | 0 | 0 | .431 | .316 | 1 |
| 2011 | Birmingham | .242 | 94 | 364 | 43 | 88 | 21 | 2 | 7 | 50 | 0 | 3 | 4 | 23 | 61 | 1 | 2 | .368 | .292 | 5 |
| | Charlotte | .241 | 22 | 79 | 9 | 19 | 4 | 0 | 2 | 6 | 1 | 0 | 2 | 8 | 18 | 0 | 0 | .367 | .326 | 0 |
| 2012 | Charlotte | .266 | 102 | 394 | 40 | 105 | 22 | 1 | 6 | 48 | 0 | 3 | 4 | 20 | 60 | 3 | 0 | .373 | .306 | 3 |
| 2013 | Charlotte | .316 | 61 | 231 | 39 | 73 | 18 | 1 | 15 | 41 | 0 | 5 | 7 | 15 | 38 | 1 | 1 | .597 | .368 | 3 |
| | CHICAGO (AL) | .206 | 65 | 204 | 14 | 42 | 7 | 0 | 4 | 22 | 2 | 2 | 0 | 5 | 41 | 2 | 0 | .299 | .223 | 5 |
| 2014 | Charlotte | .274 | 107 | 419 | 69 | 115 | 30 | 4 | 23 | 75 | 2 | 7 | 8 | 31 | 72 | 0 | 1 | .530 | .331 | 8 |
| | CHICAGO (AL) | .216 | 11 | 37 | 4 | 8 | 2 | 0 | 3 | 7 | 0 | 1 | 0 | 0 | 11 | 0 | 0 | .514 | .211 | 1 |
| 2015 | OAKLAND | .249 | 73 | 225 | 27 | 56 | 16 | 1 | 9 | 34 | 0 | 1 | 3 | 14 | 51 | 0 | 0 | .449 | .300 | 2 |
| 2016 | OAKLAND | .256 | 25 | 78 | 11 | 20 | 6 | 0 | 1 | 10 | 0 | 1 | 2 | 5 | 13 | 0 | 0 | .372 | .314 | 0 |
| | Nashville | .316 | 5 | 19 | 2 | 6 | 1 | 0 | 0 | 1 | 0 | 0 | 0 | 4 | 6 | 0 | 0 | .368 | .435 | 0 |
| ML Totals | | .232 | 174 | 544 | 56 | 126 | 31 | 1 | 17 | 73 | 2 | 5 | 5 | 24 | 116 | 2 | 0 | .386 | .268 | 8 |

LIFETIME PITCHING RECORD

| Year | Club | W | L | ERA | G | GS | CG | SHO | SV | IP | H | R | ER | HR | HB | BB | IBB | SO | WP | BK |
|------------------|---------|----------|----------|-------------|----------|----------|----------|----------|----------|------------|----------|----------|----------|----------|----------|----------|----------|----------|----------|----------|
| 2016 | OAKLAND | 0 | 0 | 0.00 | 1 | 0 | 0 | 0 | 0 | 0.2 | 0 | 0 | 0 | 0 | 0 | 0 | 0 | 1 | 0 | 0 |
| ML Totals | | 0 | 0 | 0.00 | 1 | 0 | 0 | 0 | 0 | 0.2 | 0 | 0 | 0 | 0 | 0 | 0 | 0 | 1 | 0 | 0 |

CAREER TRANSACTIONS

2009 — Selected by the Chicago White Sox organization as a compensation pick following the first round of the First-Year Player Draft. **2014** — Traded to the Oakland Athletics with pitcher Chris Bassitt and infielders Rangel Ravelo and Marcus Semien for pitchers Jeff Samardzija and Michael Ynoa, December 9. **2016** — On the disabled list, May 10 to 26; included rehabilitation assignment to Nashville, May 21 to 26. On the disabled list, July 2 to October 6.

VS. THE AMERICAN LEAGUE

| 2016 | | CAREER | | | | | | | | |
|------|----|--------|----|-----|-------------|------|----|----|----|-----|
| AVG. | AB | H | HR | RBI | vs. TEAM | AVG. | AB | H | HR | RBI |
| .250 | 4 | 1 | 0 | 1 | Baltimore | .222 | 18 | 4 | 0 | 2 |
| .000 | 4 | 0 | 0 | 1 | Boston | .316 | 19 | 6 | 0 | 2 |
| .600 | 5 | 3 | 0 | 0 | Chicago | .350 | 20 | 7 | 1 | 2 |
| — | 0 | 0 | 0 | 0 | Cleveland | .226 | 31 | 7 | 0 | 3 |
| .500 | 8 | 4 | 0 | 0 | Detroit | .222 | 63 | 14 | 1 | 9 |
| .500 | 4 | 2 | 0 | 1 | Houston | .243 | 37 | 9 | 1 | 5 |
| .500 | 4 | 2 | 0 | 0 | Kansas City | .189 | 53 | 10 | 3 | 7 |
| .111 | 9 | 1 | 0 | 0 | Los Angeles | .219 | 32 | 7 | 2 | 4 |
| .000 | 4 | 0 | 0 | 0 | Minnesota | .174 | 46 | 8 | 1 | 4 |
| — | 0 | 0 | 0 | 0 | New York | .333 | 30 | 10 | 0 | 3 |
| — | 0 | 0 | 0 | 0 | Oakland | .000 | 3 | 0 | 0 | 0 |
| .143 | 7 | 1 | 0 | 0 | Seattle | .147 | 34 | 5 | 0 | 4 |
| — | 0 | 0 | 0 | 0 | Tampa Bay | .241 | 29 | 7 | 2 | 7 |
| .273 | 11 | 3 | 1 | 4 | Texas | .311 | 45 | 14 | 4 | 12 |
| .333 | 3 | 1 | 0 | 1 | Toronto | .211 | 19 | 4 | 0 | 2 |

VS. THE NATIONAL LEAGUE

| 2016 | | CAREER | | | | | | | | |
|------|----|--------|----|-----|---------------|------|----|---|----|-----|
| AVG. | AB | H | HR | RBI | vs. TEAM | AVG. | AB | H | HR | RBI |
| — | 0 | 0 | 0 | 0 | Arizona | .200 | 5 | 1 | 0 | 0 |
| — | 0 | 0 | 0 | 0 | Atlanta | .429 | 7 | 3 | 0 | 1 |
| — | 0 | 0 | 0 | 0 | Chicago | .333 | 3 | 1 | 1 | 1 |
| .333 | 3 | 1 | 0 | 0 | Cincinnati | .333 | 3 | 1 | 0 | 0 |
| — | 0 | 0 | 0 | 0 | Colorado | .000 | 4 | 0 | 0 | 0 |
| — | 0 | 0 | 0 | 0 | Los Angeles | .167 | 12 | 2 | 0 | 0 |
| — | 0 | 0 | 0 | 0 | Miami | — | 0 | 0 | 0 | 0 |
| .000 | 2 | 0 | 0 | 0 | Milwaukee | .000 | 2 | 0 | 0 | 0 |
| — | 0 | 0 | 0 | 0 | New York | — | 0 | 0 | 0 | 0 |
| — | 0 | 0 | 0 | 0 | Philadelphia | .333 | 9 | 3 | 0 | 1 |
| .000 | 4 | 0 | 0 | 0 | Pittsburgh | .000 | 4 | 0 | 0 | 0 |
| — | 0 | 0 | 0 | 0 | St. Louis | — | 0 | 0 | 0 | 0 |
| — | 0 | 0 | 0 | 0 | San Diego | .167 | 6 | 1 | 1 | 1 |
| .167 | 6 | 1 | 0 | 2 | San Francisco | .200 | 10 | 2 | 0 | 3 |

MONTHLY BREAKDOWN

| 2016 | | CAREER | | | | | | | | |
|------|----|--------|----|-----|-----------|------|-----|----|----|-----|
| AVG. | AB | H | HR | RBI | by MONTH | AVG. | AB | H | HR | RBI |
| .360 | 25 | 9 | 0 | 1 | April | .313 | 48 | 15 | 0 | 2 |
| .250 | 16 | 4 | 0 | 2 | May | .286 | 49 | 14 | 1 | 5 |
| .212 | 33 | 7 | 1 | 7 | June | .250 | 80 | 20 | 5 | 18 |
| .000 | 4 | 0 | 0 | 0 | July | .219 | 105 | 23 | 4 | 19 |
| — | 0 | 0 | 0 | 0 | August | .217 | 129 | 28 | 2 | 12 |
| — | 0 | 0 | 0 | 0 | September | .195 | 133 | 26 | 5 | 17 |

BATTING BREAKDOWN

| 2015 | | CAREER | | | | | | | | |
|------|----|--------|----|-----|-------------------|------|-----|----|----|-----|
| AVG. | AB | H | HR | RBI | by CATEGORY | AVG. | AB | H | HR | RBI |
| .235 | 51 | 12 | 1 | 4 | Home | .254 | 287 | 73 | 12 | 37 |
| .296 | 27 | 8 | 0 | 6 | Away | .206 | 257 | 53 | 5 | 36 |
| .344 | 32 | 11 | 2 | 2 | Day | .247 | 190 | 47 | 7 | 28 |
| .196 | 46 | 9 | 1 | 8 | Night | .223 | 354 | 79 | 10 | 45 |
| .256 | 78 | 20 | 1 | 10 | Pre-ASG | .261 | 226 | 59 | 9 | 37 |
| — | 0 | 0 | 0 | 0 | Post-ASG | .211 | 318 | 67 | 8 | 36 |
| .250 | 36 | 9 | 0 | 2 | vs. LHP | .264 | 208 | 55 | 8 | 24 |
| .262 | 42 | 11 | 1 | 8 | vs. RHP | .211 | 336 | 71 | 9 | 49 |
| .250 | 20 | 5 | 1 | 9 | RISP | .258 | 128 | 33 | 3 | 49 |
| .000 | 2 | 0 | 0 | 0 | Bases Loaded | .222 | 9 | 2 | 1 | 10 |
| .000 | 1 | 0 | 0 | 0 | Pinch Hitter | .182 | 11 | 2 | 0 | 1 |
| — | 0 | 0 | 0 | 0 | Designated Hitter | — | 0 | 0 | 0 | 0 |

BALLPARK BREAKDOWN

| | AVG. | AB | H | HR | RBI |
|--------------------------|------|-----|----|----|-----|
| AT&T Park | .333 | 6 | 2 | 0 | 3 |
| Angel Stadium | .308 | 13 | 4 | 1 | 1 |
| Camden Yards | .200 | 15 | 3 | 0 | 2 |
| Chase Field | .200 | 5 | 1 | 0 | 0 |
| Citizens Bank Park | .333 | 9 | 3 | 0 | 1 |
| Comerica Park | .091 | 33 | 3 | 1 | 6 |
| Dodger Stadium | .200 | 5 | 1 | 0 | 0 |
| Fenway Park | .294 | 17 | 5 | 0 | 2 |
| Globe Life Arlington | .353 | 17 | 6 | 2 | 6 |
| Great American Ball Park | .333 | 3 | 1 | 0 | 0 |
| Kauffman Stadium | .105 | 19 | 2 | 0 | 2 |
| Minute Maid Park | .400 | 5 | 2 | 0 | 1 |
| Oakland Coliseum | .246 | 167 | 41 | 7 | 22 |
| PETCO Park | .000 | 4 | 0 | 0 | 0 |
| Progressive Field | .176 | 17 | 3 | 0 | 1 |
| Rogers Centre | .286 | 7 | 2 | 0 | 1 |
| Safeco Field | .154 | 13 | 2 | 0 | 1 |
| Target Field | .130 | 23 | 3 | 0 | 1 |
| Tropicana Field | .190 | 21 | 4 | 1 | 4 |
| U.S. Cellular Field | .267 | 131 | 35 | 5 | 16 |
| Yankee Stadium | .214 | 14 | 3 | 0 | 3 |

FIELDING STATISTICS

| Pitcher | | | | | | | | |
|---------------|----------|----------|----------|----------|----------|----------|----------|----------|
| YEAR | PCT. | G | PO | A | E | TC | DP | BP |
| 2016 | — | 1 | 0 | 0 | 0 | 0 | 0 | 0 |
| Totals | — | 1 | 0 | 0 | 0 | 0 | 0 | 0 |

| Catcher | | | | | | | | |
|---------------|-------------|------------|-------------|------------|----------|-------------|----------|-----------|
| YEAR | PCT. | G | PO | A | E | TC | DP | BP |
| 2013 | .989 | 64 | 415 | 29 | 5 | 449 | 4 | 8 |
| 2014 | .989 | 11 | 75 | 13 | 1 | 89 | 1 | 2 |
| 2015 | .996 | 68 | 454 | 53 | 2 | 509 | 3 | 5 |
| 2016 | 1.000 | 25 | 164 | 13 | 0 | 177 | 1 | 3 |
| Totals | .993 | 168 | 1108 | 108 | 8 | 1224 | 9 | 18 |

| Second Base | | | | | | | | |
|---------------|----------|----------|----------|----------|----------|----------|----------|----------|
| YEAR | PCT. | G | PO | A | E | TC | DP | BP |
| 2013 | — | 1 | 0 | 0 | 0 | 0 | 0 | 0 |
| Totals | — | 1 | 0 | 0 | 0 | 0 | 0 | 0 |

PHLEGLEY'S CAREER BESTS

Hits: 3 (four times), last: May 28, 2016 vs. Detroit
Home Runs: 2, September 27, 2014 vs. Kansas City
Runs Batted In: 4, July 11, 2013 vs. Detroit
Stolen Bases: 1 (twice), last: September 24, 2013 at Cleveland
Hitting Streak: 5 (three times), last: September 15, 2015 to April 10, 2016
Hitless Streak (At Bats): 35, September 18, 2013 to September 16, 2014
Game Ending RBI: 1, August 24, 2013 vs. Texas (single)
Grand Slams: 1, July 11, 2013 at Detroit (Anibal Sanchez).
Pinch-Hit Home Runs: None.
Inside-The-Park Home Runs: None.
Lead Off Home Runs: None.

**INFIELDER****Height/Weight:** 6-2 / 197**Bats/Throws:** Right / Right**Birthdate:** March 29, 1992**Opening Day Age:** 25**Birthplace/Resides:** Richmond, Virginia / Poquoson, Virginia**Major League Service:** 47 days**Obtained:** Selected in the Competitive Balance Round B of the 2013 First-Year Player Draft**Contract Status:** First year of a one-year contract through 2017**CAREER HIGHLIGHTS**

Made his Major League debut in 2016 and hit .235 with a home run and four RBI in 22 games with Oakland...was a Competitive Balance Round selection in the 2013 draft and is a .280 (405-for-1446) hitter with 45 home runs and 200 RBI in 360 career minor league games over four professional seasons...has played in 257 games at shortstop, 80 at second base and five at third base...was named Texas League Player of the Year and the A's Organizational Hitter of the Year in 2015 at Midland...played in the Arizona Fall League in 2015 and was named to the AFL Top Prospects Team...was rated as the A's seventh best prospect by *Baseball America* following the 2015 and 2016 seasons.

2016 HIGHLIGHTS

Made both his Triple-A and Major League debuts in 2016...hit .256 with 14 home runs and 51 RBI in 107 games with Nashville and .235 with a home run and four RBI in 22 games with Oakland...batted .152 over his first 12 games with the A's, .389 over his final 10 contests...made nine of his 12 starts against left-handed pitchers...hit .286 (8-for-28) with his lone home run against lefties compared to .174 (4-for-23) against righties...had a .182 batting average with the bases empty, .333 with runners on base...went 3-for-7 (.429) with a double and RBI as a pinch hitter...hit .375 with two outs, .171 with zero or one out...batted .188 against a pitcher the first time he saw him in a game, .316 after that...appeared in 13 games (nine starts) at second base and seven games (three starts) at shortstop...committed three errors as a second baseman (.914 fielding percentage) and none in 16 chances as a shortstop...was selected from Nashville Aug. 19 and made his debut with a start at second base the next day at Chicago (AL)...went 0-for-4...singled off Jose Quintana at Chicago (AL) on Aug. 21 for his first big league hit...had a RBI single in the third inning Aug. 23 against Cleveland for his first RBI...went 2-for-3 with a pair of doubles for his first multi-hit game, Sept. 23 against Texas...hit his first home run Sept. 29 at Seattle, a solo shot off Ariel Miranda to lead off the sixth inning...was rated as the A's No. 7 prospect by *Baseball America* following the season.

NASHVILLE: Had career highs in runs (72), hit by pitches (9) and strikeouts (108) with the Sounds...was a Pacific Coast League Midseason All-Star...ranked eighth in the A's farm system in runs, tied for eighth in home runs (14) and ninth in slugging (.425)...hit .273 (30-for-110) against left-handed pitching, .253 (80-for-316) against right-handers...had a .311 batting average, .414 on-base percentage and .568 slugging percentage when leading off an inning (.981 OPS)...slugged 10 of his 14 home runs on the road...seven came with runners on base...batted .275 during the day, .188 at night...committed a career-high 29 errors in 98 games at shortstop for a .931 fielding percentage...did not make an error in four games at second base...made 12 errors over his first 23 games through May 3, 19 errors in 87 games after that...also went 7-for-20 (.350) in four games at designated hitter and 0-for-1 as a pinch hitter...hit in every spot in the order except first and fourth...batted second 43 times and third 42 times...went 2-for-18 (.111) over his first five games before a 17-for-54 (.315) stretch from April 13 to April 28 lifted his average to .264...then went 2-for-36 (.056) over his next 10 games from April 29 to May 11 to fall back under .200 (.194)...had two four-hit games over a four-game stretch, going 4-for-4 on May 14 against Fresno and May 19 against Sacramento...batted .352 (38-for-108) with 30 runs scored over a 25-game stretch from May 22 to June 18, which lifted his average to .287...had a season-best 12-game hitting streak from May 22 to June 4 (21-for-54, .389)...had back-to-back three-hit games against Memphis on June 14 and 15...scored three times in the former contest and a season-high four times in the latter...homed in three straight games from June 14-16 and had five home runs over an eight-game stretch from June 10-18...had a 0-for-23 streak from June 19-26...started at shortstop for the Pacific

Coast League All-Stars in the Triple-A All-Star Game against the International League in Charlotte, NC on July 13 and went 0-for-2...hit two home runs and drove in a season-high four runs July 16 at El Paso...had a 10-game hitting streak from Aug. 2 to 13 (13-for-40, .325)...snapped the streak with an 0-for-4 performance against Reno Aug. 15, his final game before his promotion to Oakland.

CAREER

2015—Was named Texas League Player of the Year and the A's Organizational Hitter of the Year after batting .317 with 15 home runs and 86 RBI in 117 games with Double-A Midland...led the TL in RBI and total bases (232), ranked second in batting and slugging (.486), third in hits (151) and OPS (.847), tied for third in hit by pitches (8), fifth in doubles (32), tied for fifth in extra base hits (49), sixth in on-base percentage (.361), seventh in runs (71) and tied for eighth in home runs...was a TL Midseason and Postseason All-Star...had career-highs in every category except run, triples, hit by pitches, stolen bases, strikeouts and slugging percentage...led the A's farm system in batting, ranked second in RBI, third in slugging and total bases, fourth in hits, fifth in home runs, tied for fifth in extra base hits, sixth in doubles and on-base percentage and seventh in runs...hit .352 against left-handed pitching compared to .304 against right-handers...slammed seven of his 15 home runs against lefties and slugged .640 against lefties compared to .432 against righties...batted .361 during the day, .332 after the All-Star Break, .327 with runners in scoring position and .324 on the road...was 7-for-22 (.318) with two home runs and 25 RBI with the bases loaded...had a .371 batting average in June, .336 in July and .333 in August...appeared exclusively at shortstop on defense and led TL shortstops in games (112), total chances (474), putouts (181), assists (267), double plays (61) and errors (26)...had a .945 fielding percentage...also hit .250 in five games at designated hitter...hit in each of the first six spots in the batting order...saw his most action in the five spot where he batted .348 with 10 home runs and 47 RBI in 65 games...had 42 multiple hit games...went 19-for-45 (.422) with seven multiple hit games over a 10-game stretch from May 17 to 27...was 4-for-5 with a grand slam May 22 at Corpus Christi...it was his first of five four-hit games (June 4 at Tulsa, July 21 at Corpus Christi, July 25 against San Antonio and Aug. 18 at Springfield) and his first of two grand slams (Aug. 5 against Frisco)...compiled a 13-game hitting streak from May 30 to June 24...hit .397 with a home run and 15 RBI during the streak...had an 18-game hitting streak from July 6 to 25, which tied for the longest hitting streak in the TL in 2015...went 30-for-73 (.411) with three home runs and 19 RBI during the streak...went 0-for-5 July 26 against San Antonio and then hit safely in 16 consecutive games from July 27 to Aug. 13...hit .338 during the second streak and batted .362 with 36 RBI while hitting safely in 34 of 35 games from July 6 to Aug. 13...had a 21-game road hitting streak from July 8 to Aug. 21, which was the longest in the TL (33-for-97, .340)...went 2-for-4 July 16 against San Antonio to lift his average from .299 to .302...his average would not dip below .300 the rest of the season...went 4-for-5 with a home run and a season-high five RBI July 25 against San Antonio...hit two home runs Aug. 4 against Frisco and homered in three consecutive games from Aug. 4-6...went 7-for-13 (.538) with a double, four home runs and 11 RBI over that span, which included a season-high tying five RBI Aug. 6 at Corpus Christi...the streak lifted his average to a season-high .324...went 2-for-13 (.154) with a double and RBI in three postseason games with the RockHounds before going on the disabled list Sept. 12 with a strained left hamstring...missed the remainder of the playoffs...played for Mesa in the Arizona Fall League following the season and hit .235 with four home runs and nine RBI in 13 games...tied for fourth in the AFL in home runs...had two home runs and four RBI in his first game Oct. 13 at Glendale...played in the AFL Fall Stars Game and was named to the AFL Top Prospects Team at second base...was rated as the A's seventh best prospect by *Baseball America* following the season.

2014—Spent his first full professional season at Single-A Stockton and hit .288 with 13 home runs and 55 RBI in 94 games...had career highs in doubles (32), triples (5), stolen bases (12), slugging percentage (.489) and extra base hits (50)...tied for eighth in the California League in doubles...ranked fourth in the A's farm system in doubles, fifth in slugging, tied for fifth in triples, sixth in batting, seventh in extra base hits and eighth in total bases (197)...batted .307 against left-handed pitching compared to .283 against right-handers...hit .335 with a .580 slugging percentage at home...belted 11 of his 47 home runs in the first half, two in 47 games in the second half...batted .286 with the bases empty, .289 with runners on...had 21 RBI over his first 23 games through April 29, 14 RBI over his next 54 games through Aug. 12 and 20 RBI over his final 17 games starting Aug. 13...appeared in 76 games at second base, 14 at shortstop and three at third base...committed 14 errors as a second baseman for a .960 fielding percentage...also made one error each at shortstop and third base...batted .308 as a second baseman, .205 at all other positions...hit in every spot in the order except first and eighth...saw his most action with 54 games batting

second...had a season-high 10-game hitting streak from April 6 to 15 (18-for-42, .429)...homered in three consecutive games from April 10-12 (four home runs total), giving him five home runs over his first nine games...went 4-for-4 with two home runs and three RBI April 12 against Visalia...it was his first of two four-hit games (Aug. 15 against San Jose)...stole a season-high two bases April 26 against High Desert...had three straight three-hit games from April 29 to May 1 (9-for-13, .692)...hit .324 with seven of his 13 home runs and 21 of his 55 RBI in 24 games in April...was batting .298 with 11 home runs and 30 RBI in 55 games when he was placed on the disabled list July 1 with a sprained right ankle...was reinstated July 14 and hit .273 with two home runs and 25 RBI in 39 games following his return...batted .327 in 12 games in July...hit safely and drove in a run in six consecutive games from Aug. 13 to 18...went 13-for-29 (.448) with five doubles, a home run, 12 RBI and four multiple hit games over that stretch...went 2-for-8 (.250) with a RBI in two postseason games.

2013—Made his professional debut with Vermont of the Short-Season New York/Penn League and batted .200 with three home runs and eight RBI in 42 games...hit .214 with two home runs in 28 at bats against left-handed pitching compared to .196 with one home run in 112 at bats against right-handers...hit all three of his home runs at home...batted .364 in the ninth inning...committed eight errors in 33 games at shortstop for a .944 fielding percentage...also made one error in two games as a third baseman...went 0-for-4 in his professional debut June 19 at Tri-City...then homered the next day against Connecticut for his first professional hit...was batting .167 with two home runs and four RBI in 18 games when he was placed on the disabled list July 23 with a strained left oblique...was reinstated Aug. 9 and hit .225 with a home run and four RBI in 24 games following his return.

PERSONAL/MISCELLANEOUS

Chadwick Hudson Pinder was originally signed by A's scout Neil Avent...graduated from Poquoson (VA) High School...attended Virginia Tech University and graduated in 2016...as a junior in 2013, was selected to the Blacksburg Regional All-Tournament Team, ACC All-Tournament Team, and All-ACC first team...also earned All-ACC Academic Team honors in 2011 and 2012.

LIFETIME PLAYING RECORD

| Year | Club | AVG | G | AB | R | H | 2B | 3B | HR | RBI | SH | SF | HP | BB | SO | SB | CS | SLG | OBP | E |
|------|----------------------------|-------------|------------|-------------|------------|------------|-----------|-----------|-----------|------------|----------|-----------|-----------|-----------|------------|-----------|-----------|-------------|-------------|-----------|
| 2013 | Vermont | .200 | 42 | 140 | 14 | 28 | 4 | 0 | 3 | 8 | 0 | 3 | 6 | 12 | 41 | 1 | 0 | .293 | .286 | 9 |
| 2014 | Stockton | .288 | 94 | 403 | 61 | 116 | 32 | 5 | 13 | 55 | 1 | 2 | 8 | 22 | 99 | 12 | 9 | .489 | .336 | 16 |
| 2015 | Midland | .317 | 117 | 477 | 71 | 151 | 32 | 2 | 15 | 86 | 4 | 5 | 8 | 28 | 103 | 7 | 5 | .486 | .361 | 26 |
| 2016 | Nashville | .258 | 107 | 426 | 72 | 110 | 23 | 3 | 14 | 51 | 1 | 4 | 9 | 25 | 108 | 5 | 1 | .425 | .310 | 29 |
| | OAKLAND | .235 | 22 | 51 | 4 | 12 | 4 | 0 | 1 | 4 | 0 | 1 | 0 | 3 | 14 | 0 | 0 | .373 | .273 | 3 |
| | ML Totals | .235 | 22 | 51 | 4 | 12 | 4 | 0 | 1 | 4 | 0 | 1 | 0 | 3 | 14 | 0 | 0 | .373 | .273 | 3 |
| | Minor League Totals | .280 | 360 | 1446 | 218 | 405 | 91 | 10 | 45 | 200 | 6 | 14 | 31 | 87 | 351 | 25 | 15 | .450 | .331 | 80 |

CAREER TRANSACTIONS

2013 — Selected by the Oakland Athletics organization in the Competitive Balance Round B of the First-Year Player Draft.

VS. THE AMERICAN LEAGUE

| 2016 | | CAREER | | | | | | | | |
|-------|----|--------|----|-----|-------------|-------|----|---|----|-----|
| AVG. | AB | H | HR | RBI | vs. TEAM | AVG. | AB | H | HR | RBI |
| .143 | 7 | 1 | 0 | 0 | Boston | .143 | 7 | 1 | 0 | 0 |
| .125 | 8 | 1 | 0 | 0 | Chicago | .125 | 8 | 1 | 0 | 0 |
| .200 | 10 | 2 | 0 | 2 | Cleveland | .200 | 10 | 2 | 0 | 2 |
| 1.000 | 1 | 1 | 0 | 0 | Houston | 1.000 | 1 | 1 | 0 | 0 |
| .250 | 4 | 1 | 0 | 0 | Kansas City | .250 | 4 | 1 | 0 | 0 |
| .000 | 7 | 0 | 0 | 0 | Los Angeles | .000 | 7 | 0 | 0 | 0 |
| .333 | 6 | 2 | 1 | 2 | Seattle | .333 | 6 | 2 | 1 | 2 |
| .750 | 4 | 3 | 0 | 0 | Texas | .750 | 4 | 3 | 0 | 0 |

VS. THE NATIONAL LEAGUE

| 2016 | | CAREER | | | | | | | | |
|------|----|--------|----|-----|-----------|------|----|---|----|-----|
| AVG. | AB | H | HR | RBI | vs. TEAM | AVG. | AB | H | HR | RBI |
| .250 | 4 | 1 | 0 | 0 | St. Louis | .250 | 4 | 1 | 0 | 0 |

MONTHLY BREAKDOWN

| 2016 | | CAREER | | | | | | | | |
|------|----|--------|----|-----|-----------|------|----|---|----|-----|
| AVG. | AB | H | HR | RBI | by MONTH | AVG. | AB | H | HR | RBI |
| .182 | 22 | 4 | 0 | 2 | August | .182 | 22 | 4 | 0 | 2 |
| .259 | 27 | 7 | 1 | 1 | September | .259 | 27 | 7 | 1 | 1 |
| .500 | 2 | 1 | 0 | 1 | October | .500 | 2 | 1 | 0 | 1 |

BATTING BREAKDOWN

| 2016 | | CAREER | | | | | | | | |
|------|----|--------|----|-----|-------------------|------|----|----|----|-----|
| AVG. | AB | H | HR | RBI | by CATEGORY | AVG. | AB | H | HR | RBI |
| .269 | 26 | 7 | 0 | 2 | Home | .269 | 26 | 7 | 0 | 2 |
| .200 | 25 | 5 | 1 | 2 | Away | .200 | 25 | 5 | 1 | 2 |
| .273 | 22 | 6 | 0 | 2 | Day | .273 | 22 | 6 | 0 | 2 |
| .207 | 29 | 6 | 1 | 2 | Night | .207 | 29 | 6 | 1 | 2 |
| — | 0 | 0 | 0 | 0 | Pre-ASG | — | 0 | 0 | 0 | 0 |
| .235 | 51 | 12 | 1 | 4 | Post-ASG | .235 | 51 | 12 | 1 | 4 |
| .286 | 28 | 8 | 1 | 1 | vs. LHP | .286 | 28 | 8 | 1 | 1 |
| .174 | 23 | 4 | 0 | 3 | vs. RHP | .174 | 23 | 4 | 0 | 3 |
| .250 | 8 | 2 | 0 | 3 | RISP | .250 | 8 | 2 | 0 | 3 |
| — | 0 | 0 | 0 | 0 | Bases Loaded | — | 0 | 0 | 0 | 0 |
| .429 | 7 | 3 | 0 | 1 | Pinch Hitter | .429 | 7 | 3 | 0 | 1 |
| .500 | 2 | 1 | 0 | 1 | Designated Hitter | .500 | 2 | 1 | 0 | 1 |

BALLPARK BREAKDOWN

| | AVG. | AB | H | HR | RBI |
|---------------------|------|----|---|----|-----|
| Angel Stadium | .000 | 5 | 0 | 0 | 0 |
| Busch Stadium | .250 | 4 | 1 | 0 | 0 |
| Kauffman Stadium | .250 | 4 | 1 | 0 | 0 |
| Oakland Coliseum | .269 | 26 | 7 | 0 | 2 |
| Safeco Field | .500 | 4 | 2 | 1 | 2 |
| U.S. Cellular Field | .125 | 8 | 1 | 0 | 0 |

FIELDING STATISTICS

Second Base

| YEAR | PCT. | G | PO | A | E | TC | DP |
|---------------|-------------|-----------|----------|-----------|----------|-----------|----------|
| 2016 | .914 | 13 | 9 | 23 | 3 | 35 | 1 |
| Totals | .914 | 13 | 9 | 23 | 3 | 35 | 1 |

Third Base

| YEAR | PCT. | G | PO | A | E | TC | DP |
|---------------|--------------|----------|----------|-----------|----------|-----------|----------|
| 2016 | 1.000 | 7 | 6 | 10 | 0 | 16 | 3 |
| Totals | 1.000 | 7 | 6 | 10 | 0 | 16 | 3 |

PINDER'S CAREER BESTS

Hits: 2, September 23, 2016 vs. Texas

Home Runs: 1, September 29, 2016 at Seattle

Runs Batted In: 1 (four times), last: October 2, 2016 at Seattle

Stolen Bases: None

Hitting Streak: 3 (twice), last: September 21 to 24, 2016

Hitless Streak (At Bats): 9, September 4 to 13, 2016

Game Ending RBI: None

Grand Slams: None

Pinch-Hit Home Runs: None.

Inside-The-Park Home Runs: None.

Lead Off Home Runs: None.

**THIRD BASEMAN****Height/Weight:** 6-2 / 216**Bats/Throws:** Right / Right**Birthdate:** June 15, 1986**Opening Day Age:** 30**Birthplace/Resides:** West Hills, California / Hidden Hills, California**Major League Service:** 5 years, 162 days**Obtained:** Signed as a free agent, January 18, 2017**Contract Status:** First year of a one-year contract through 2017**CAREER HIGHLIGHTS**

Was Minnesota's first round draft pick in 2004 and spent his entire career in the Twins organization before signing with Oakland as a free agent prior to the 2017 season...hit .247 with 96 home runs and 357 RBI in 723 games over seven seasons with the Twins...made his Major League debut in 2010... hit a career-high 24 home runs in just 119 games in 2012 and slugged 22 home runs in 2015...is one of three Twins third baseman to ever hit 20-plus home runs in multiple seasons, joining Corey Koskie (twice) and Gary Gaetti (6 times)...drafted and started his professional career as shortstop but played mainly a utility role at the major league level from 2010-12 until becoming a third baseman in 2013... has played every position except pitcher, catcher and center field in his career...played in the Arizona Fall League in 2011.

2016 HIGHLIGHTS

Batted a career-high .260 with 12 home runs and 47 RBI in 84 games with Minnesota in a season interrupted by three stints on the disabled list...missed a total of 65 games while on the DL and his 84 games played were his fewest since 2011 (81)...struck out 60 times and his average of 5.73 plate appearances per strikeout was the best mark of his career...walked just 19 times and his mark of 18.11 plate appearances per work was the worst mark of his career...hit .266 (65-for-244) against right-handed pitchers compared to .240 (18-for-75) against left-handers...however, had a .781 OPS against lefties and .705 against righties...entered the season with a .235 career batting average against righties, .271 against lefties...batted .225 with the bases empty, .305 with runners on...however, hit .233 with runners in scoring position...had a .308 batting average and six of his 12 home runs with two outs...hit .371 with a home run and 11 RBI in eight interleague games...batted .197 when leading off an inning...appeared in 63 games (60 starts) at third base and 13 games (13 starts) at first base...made six errors as a third baseman (.960 fielding percentage) and one as a first baseman (.991 fielding percentage)...each of his first 40 starts came as a third baseman...also hit .481 with two home runs and seven RBI in seven games as the designated hitter and was 0-for-1 as a pinch hitter...started games in the three through six spots in the order with his most action coming with 45 starts batting clean-up.

MINNESOTA: Made the Twins Opening Day roster for fifth straight season...was the Opening Day starter at third base for the fourth straight season and went 1-for-4 on April 4 at Baltimore...batted just .161 over the first nine games, all Minnesota losses...then had multiple hit games in each of the next three games, all Twins wins...went 8-for-12 (.667) with three doubles and four RBI over that stretch... was batting .302 with two home runs and six RBI in 12 games when he was placed on the 15-day disabled list April 19 retroactive to April 18 with a strained right intercostal...missed 13 games and went 1-for-8 (.125) on a two-game rehab assignment with Single-A Fort Myers on April 30 and May 1...was reinstated from the DL May 3 and was hitless over his first three games (0-for-12) before reaching base safely in each of his next five contests (13-for-35, .371)...had a career high streak of 17 consecutive games without an extra base hit from May 11 to June 2...hit .219 with two RBI over that span...did not drive in a run over the final 11 games of the streak (May 19-June 2), which was one short of the longest RBI-less streak of his career...went 3-for-28 (.107) over an eight-game stretch from May 19 to 30, with all three hits coming on May 23 against Kansas City...hit safely in a season-best five straight games from May 31 to June 4 (6-for-20, .300)...his home run on June 26 at New York (AL) was the middle home run of three consecutive home runs by the Twins in the sixth inning...went 3-for-4 July 1 against Texas but was placed on the DL a second time July 4 retroactive to July 2 with a fractured left rib... missed 32 games...hit .316 (6-for-19) with a home run and two RBI on a five-game rehab assignment

with Triple-A Rochester from Aug. 2 to 6 and was reinstated from the DL Aug. 8...hit .277 with five home runs and 20 RBI over his final 26 games...matched his career high with two doubles Aug. 21 at Kansas City...equaled his season-best with a five-game hitting streak from Aug. 26 to 30...went 9-for-21 (.429) with six RBI and four multiple hit games during the streak...homered in each of his first two games during the streak on Aug. 26 and 27 at Toronto...was placed on the DL for the third time Sept. 10 retroactive to Sept. 7 with a strained left hamstring and missed the remainder of the season (20 games).

CAREER

2015—Made the Twins Opening Day roster for fourth straight season...was the Opening Day third baseman for the third straight season April 6 at Detroit...hit his first career walk-off home run April 17 against Cleveland off Bryan Shaw, giving the Twins a 3-2 win in 11 innings...connected for his first career grand slam May 3 against Chicago (AL) off John Danks...also set single-game career-high with five RBI...reached base in 24 straight games from April 17 to May 15, posting a .381 on-base percentage over that span...hit .312 with seven doubles, one triple, five home runs, 21 RBI, 11 walks and 13 runs scored in 25 May games...the RBI tied for eighth in the American League...set a single-season career-high with his third triple July 4 at Kansas City...hit his second career grand slam July 17 at Oakland and was one of 17 players in baseball to hit two-plus grand slams during the season...homered in back-to-back games four different times: May 2-3, July 12-17, July 23-24 and August 16-17...was placed on paternity list July 29 to attend the birth of his first child, Theodore Winston James, born that night...recorded his third career two-homer game Sept. 11 at Chicago (AL)...his second home run was his 20th, marking the second time in his career with 20-plus homers (24 in 2012)...became the third Twins third baseman to ever hit 20-plus home runs in multiple seasons, joining Corey Koskie (twice) and Gary Gaetti (6 times)...hit safely in season-high 10 straight games from Sept. 9 to 19, hitting .378 with three home runs and eight RBI during the streak...set single-season career-highs in hits (140), RBI (86), runs scored (74), games (152), at-bats (573) and triples (4)...led the Twins in RBI, ranked second in doubles (35) and third in games and hits...ranked second AL third basemen in fielding percentage (.972)...tied for second among AL third basemen in RBI, tied for third in doubles and fourth in extra-base hits (61).

2014—Made the Twins Opening Day roster for the third straight season and was in the Opening Day lineup for the second straight season, playing third base and batting sixth March 31 at Chicago (AL)...went 1-for-4 with a double and hit safely in each of his first eight games (March 31-April 9)...hit safely in eight straight again from April 19-30, which proved to be a season-high...hit .307 with 10 doubles, 19 RBI, 15 walks and 18 runs scored in 23 April games...tied for second in the American League in doubles and tied for ninth in RBI...was placed on the 15-day disabled list June 15 with inflammation between his ninth rib and costal cartilage on left side, suffered while diving for a ball the previous game...tied his career high with four hits August 2 at Chicago (AL) with two doubles and two singles...hit his 37th double Aug. 24 vs. Detroit, tying Corey Koskie (2001 and 02) for first on Twins all-time single-season doubles list for primary third basemen...number 38 came Aug. 27 at Kansas City...was named Co-AL Player of the Week with teammate Danny Santana for the period ending August 24, both players first career honor...batted .367 (11-for-30) with five doubles, two home runs, 10 RBI and six runs scored during the week...hit the 10,000th home run in Twins (since 1961) and Washington Senators (1901-60) franchise history Aug. 29 at Baltimore; coincidentally, hit the 9,999th seven days earlier Aug. 22 vs. Detroit and the 10,001st Aug. 31 at Baltimore...hit .317 with 10 doubles, five home runs and 24 RBI in 26 August games...tied for third in the AL in RBI and tied for fourth in doubles...hit his 40th double Sept. 5 vs. Los Angeles (AL), becoming the 17th Twin with 40 doubles in a season (20th time)...tied a season and career-high with four hits Sept. 23 vs. Arizona...suffered a fractured left forearm Sept. 24 against Arizona when A.J. Pollack slid into his wrist at third base...had surgery to repair the arm Sept. 29 and missed the remainder of the season...set career-highs in doubles (40) and walks (53)...finished tied for fourth in the AL in doubles...among AL third basemen, ranked first in doubles, fourth in RBI and walks, and fifth in runs scored and total bases...was named the Twins nominee for the 2014 Hank Aaron Award.

2013—Started his first ever Opening Day, playing third base and batting sixth April 1 vs. Detroit...hit safely in eight straight games from May 12 to 21...went on the 7-day disabled list with a concussion, suffered while sliding into the leg of Dan Uggla at second base May 21 at Atlanta...was reinstated from 7-day DL May 30, strained his left calf that same day and was placed on the 15-day DL...played four games for Triple-A Rochester on a rehab assignment and was reinstated June 14...hit safely in 21 of 22 games from May 12 to June 30, including a season-high 12-game hitting streak from June 18 to 30...recorded his first career four-hit game, including a home run, Sept. 3 at Houston...hit .330 in 27 Septem-

ber games...tied for third in the AL in hits (34) in the month...ranked fourth on the Twins in hits (121) and RBI (52) and tied for third in home runs (14).

2012—Made the Twins Opening Day roster for first time in career...drew 13 walks in an 18-game span from April 17 to May 14...homered in four straight games from June 12-15, which was the longest streak for a Twins player since Jim Thome Sept. 4-11, 2010...set the Twins all-time single-season interleague home run record, hitting his eighth on June 15 vs. Milwaukee (finished with 9)...had his first two career two-homer games June 15 vs. Milwaukee and July 1 vs. Kansas City...set a career-high with three walks June 16 vs. Milwaukee...hit one home run in his first 22 games from April 6 to May 14, but hit 18 homers in his next 39 games from May 16 to July 3...batted .327 with 11 home runs, 21 RBI, 22 runs scored and a .735 slugging percentage in 26 June games...ranked second in the American League in slugging that month and tied for second in home runs...hit safely in a career-high 17 consecutive games from June 30 (Game 1) to July 19, batting .328 (22-for-67) in that span...was placed on the 15-day disabled list with a bruised right thumb July 27...returned from rehab at Triple-A Rochester and reinstated Aug. 13...finished second on the team in home runs with 24...18 were solo shots...hit 12 homers off lefties and righties each.

2011—Participated in Twins major league spring training and was optioned March 19...started the season with Triple-A Rochester...played in 21 games for Red Wings, batting .282 with four doubles, six home runs and 13 RBI...was recalled by the Twins May 4...hit a home run in his first major league at-bat of the season, a solo shot off Tim Wakefield May 6 at Boston...homered in consecutive games May 19 at Oakland and May 20 at Arizona...optioned to Triple-A Rochester June 2...batted .333 with seven doubles, nine home runs and 20 RBI in 30 games with the Red Wings before he was recalled by the Twins July 14...started his first career game in the outfield (right field) July 15 vs. Kansas City...had a walk-off single in the Twins final game of season, a 1-0 win over Kansas City Sept. 28...played five different positions defensively — 45 games at shortstop, 17 games at second base (15 starts), 11 games in right field (9 starts), three games in left field (2 starts) and one game at first base...his eight doubles in September set the Twins rookie record for most doubles in the month.

2010—Participated in the Twins major league spring training and was optioned March 19...started the season with Triple-A Rochester and played in 39 games for the Red Wings before he was recalled May 21...made his major league debut, starting at shortstop, May 21 vs. Milwaukee...went 2-for-5 in that game with a double, run scored and two RBI...singled off Dave Bush for his first ML hit...played in three games for the Twins (all in the Milwaukee series May 21-23) before being optioned to Rochester May 25...was recalled June 11 and played in four games before being optioned again June 19...was recalled a third time July 30...hit his first career home run Aug. 7 at Cleveland, a solo shot off Fausto Carmona...was optioned to Rochester August 10 and recalled Sept. 1...appeared in 12 games for the Twins in September, almost exclusively as a pinch-runner...hit his second career home run Oct. 1 vs. Toronto...named to MiLB.com's Twins organizational All-Star team.

2009—Participated in his first Twins major league spring training and was optioned March 17...spent the entire season at Triple-A Rochester...was the youngest member of Red Wings Opening Day roster (22)...hit a first inning grand slam May 24 at Norwich...had a two-run walk-off home run June 2 vs. Gwinnett...went 4-for-4 with a double and a home run Aug. 29 vs. Buffalo...hit .314 with 12 RBI and 18 runs scored in 27 games in August...batted .538 (7-for-13) with bases loaded...played 118 games for Red Wings, including 112 at shortstop...led all International League shortstops in total chances (542), putouts (86), errors (26) and double plays (84).

2008—Began season at Double-A New Britain...recorded his first four-hit game of season, driving in four and scoring three runs April 12 at Portland...had four straight multi-hit games April 20-23...was promoted to Rochester June 13...finished with 20 multi-hit games for the Red Wings...played 32 games at third base, 20 games at second base and 12 games at shortstop for Rochester...hit .307 off lefties between Double-A and Triple-A.

2007—Spent the entire season at Double-A New Britain...had a four-hit game April 26 vs. Portland...was named Twins minor league Player of the Week April 27-May 3, hitting .476 (10-for-21) with two doubles, two home runs and five RBI...had his second four-hit game of season May 28 at Harrisburg...was named Eastern League Player of the Week May 28-June 3 while hitting .441 (15-for-34) with five

doubles, one home run, eight runs and six RBI...hit safely in 12 straight games June 18-28...hit .325 with four home runs, 15 RBI, five doubles, two triples and 17 runs scored in 28 June games...was second on the club in hits (136) and third in the league in doubles (37)...participated in the Arizona Fall League, hitting .280 (14-for-50) in 15 games for the Phoenix Desert Dogs...tied for 11th in all of the minors with 15 sacrifice hits...ranked as the 10th best prospect in the Twins organization by *Baseball America* following the season.

2006—Spent the entire season at Single-A Ft. Myers...had a nine-game hitting streak from June 11-26, including his first home run June 20 vs. Lakeland...led the club in doubles (26) and was third in hits (112) and runs scored (60).

2005—Spent the entire season at Single-A Beloit...hit his first home run April 10 vs. Quad Cities...hit safely in nine straight games from June 9-17, batting .382 with two home runs, six RBI and five runs scored...had his first four-hit game July 4 at Wisconsin...had four straight multi-hit games July 14-17, including two three-hit games...hit four home runs in a six-game span July 30-Aug. 4...finished the season with 15 multi-RBI games...ranked second on the club in home runs (13), third in runs scored (58) and games (127) and fourth in hits (104)...ranked as the ninth best prospect in the Twins organization by *Baseball America* following the season.

2004—Played in 60 games at Rookie Elizabethton and hit safely in 48 of those contests...had a three-hit game June 26 vs. Princeton with one home run and two RBI...had a nine-game hitting streak from July 31-Aug. 9, including a four-hit game Aug. 4 vs. Danville...hit safely in 13 of his last 14 games played, including a four-hit game on the last day of the season Aug. 29 at Princeton...was second on the club in hits (67)...ranked as the sixth best prospect in the Appalachian League by *Baseball America*.

PERSONAL/MISCELLANEOUS

Trevor Patrick Plouffe was originally signed by Twins scout Bill Mele...is married, Olivia...has a son, Theodore...is a 2004 graduate of Crespi Carmelite (CA) High School...was named a 2004 *Collegiate Baseball News* High School All-American and a *USA Today* All-American...was one of 17 players from that high school to be drafted by a major league team and the highest picked of all those players.

LIFETIME PLAYING RECORD

| Year | Club | AVG | G | AB | R | H | 2B | 3B | HR | RBI | SH | SF | HP | BB | SO | SB | CS | SLG | OBP | E |
|------------------|--------------|-------------|------------|-------------|------------|------------|------------|-----------|-----------|------------|----------|-----------|-----------|------------|------------|-----------|----------|-------------|-------------|-----------|
| 2004 | Elizabethton | .283 | 60 | 237 | 29 | 67 | 7 | 2 | 4 | 28 | 2 | 3 | 3 | 19 | 34 | 2 | 1 | .380 | .340 | 16 |
| 2005 | Beloit | .223 | 127 | 466 | 58 | 104 | 18 | 0 | 13 | 60 | 5 | 7 | 4 | 50 | 78 | 8 | 4 | .345 | .300 | 35 |
| 2006 | Fort Myers | .246 | 125 | 455 | 60 | 112 | 26 | 4 | 4 | 45 | 2 | 5 | 4 | 58 | 93 | 8 | 5 | .347 | .333 | 29 |
| 2007 | New Britain | .274 | 126 | 497 | 75 | 136 | 37 | 2 | 9 | 50 | 15 | 3 | 2 | 38 | 89 | 12 | 7 | .410 | .326 | 32 |
| 2008 | New Britain | .269 | 58 | 227 | 32 | 61 | 17 | 3 | 3 | 21 | 3 | 0 | 3 | 16 | 43 | 4 | 2 | .410 | .325 | 7 |
| | Rochester | .256 | 66 | 250 | 34 | 64 | 17 | 3 | 6 | 39 | 5 | 3 | 0 | 14 | 47 | 1 | 1 | .420 | .292 | 11 |
| 2009 | Rochester | .260 | 118 | 430 | 53 | 112 | 23 | 5 | 10 | 60 | 4 | 7 | 2 | 34 | 68 | 3 | 6 | .407 | .313 | 26 |
| 2010 | Rochester | .244 | 102 | 402 | 53 | 98 | 22 | 4 | 15 | 49 | 8 | 2 | 6 | 27 | 90 | 5 | 5 | .430 | .300 | 12 |
| | MINNESOTA | .146 | 22 | 41 | 7 | 6 | 1 | 0 | 2 | 6 | 2 | 1 | 0 | 0 | 14 | 0 | 0 | .317 | .143 | 1 |
| 2011 | Rochester | .313 | 51 | 192 | 33 | 60 | 11 | 3 | 15 | 33 | 1 | 3 | 3 | 21 | 39 | 3 | 1 | .635 | .384 | 5 |
| | MINNESOTA | .238 | 81 | 286 | 47 | 68 | 18 | 1 | 8 | 31 | 2 | 3 | 4 | 25 | 71 | 3 | 3 | .392 | .305 | 12 |
| 2012 | MINNESOTA | .235 | 119 | 422 | 56 | 99 | 19 | 1 | 24 | 55 | 0 | 2 | 4 | 37 | 92 | 1 | 3 | .455 | .301 | 19 |
| | Rochester | .000 | 2 | 8 | 0 | 0 | 0 | 0 | 0 | 0 | 0 | 0 | 0 | 1 | 2 | 0 | 0 | .000 | .111 | 0 |
| 2013 | MINNESOTA | .254 | 129 | 477 | 44 | 121 | 22 | 1 | 14 | 52 | 1 | 4 | 6 | 34 | 112 | 2 | 1 | .392 | .309 | 13 |
| | Rochester | .333 | 4 | 15 | 3 | 5 | 0 | 0 | 1 | 3 | 0 | 0 | 0 | 2 | 3 | 0 | 0 | .533 | .412 | 1 |
| 2014 | MINNESOTA | .258 | 136 | 520 | 69 | 134 | 40 | 2 | 14 | 80 | 0 | 5 | 4 | 53 | 109 | 2 | 1 | .423 | .328 | 14 |
| 2015 | MINNESOTA | .244 | 152 | 573 | 74 | 140 | 35 | 4 | 22 | 86 | 1 | 4 | 4 | 50 | 124 | 2 | 1 | .435 | .307 | 12 |
| 2016 | MINNESOTA | .260 | 84 | 319 | 35 | 83 | 13 | 1 | 12 | 47 | 1 | 3 | 2 | 19 | 60 | 1 | 0 | .420 | .303 | 7 |
| | Fort Myers | .125 | 2 | 8 | 0 | 1 | 0 | 0 | 0 | 0 | 0 | 0 | 0 | 2 | 0 | 0 | 0 | .125 | .125 | 0 |
| | Rochester | .316 | 5 | 19 | 4 | 6 | 2 | 0 | 1 | 2 | 0 | 0 | 0 | 1 | 5 | 0 | 0 | .579 | .350 | 0 |
| ML Totals | | .247 | 723 | 2638 | 332 | 651 | 148 | 10 | 96 | 357 | 7 | 22 | 24 | 218 | 582 | 11 | 9 | .420 | .308 | 78 |

CAREER TRANSACTIONS

2004 — Selected by the Minnesota Twins organization in the first round (20th selection overall) of the First-Year Player Draft. **2012** — On the disabled list, July 21 to August 12; included rehabilitation assignment to Rochester, August 11 to 13. **2013** — On the concussion disabled list, May 22 to 28. On the disabled list, May 29 to June 14; included rehabilitation assignment to Rochester, June 10 to 14. **2014** — On the disabled list, June 15 to 29. **2015** — On the paternity list, July 29 to 30. **2016** — On the disabled list, April 18 to May 2; included rehabilitation assignment to Fort Myers, April 30 to May 2. On the disabled list, July 2 to August 7; included rehabilitation assignment to Rochester, August 2 to 7. On the disabled list, September 7 to October 2. Elected free agency, November 19. **2017** — Signed by the Oakland Athletics, January 18.

VS. THE AMERICAN LEAGUE

| 2016 | | CAREER | | | | | | | | |
|------|----|--------|----|-----|-------------|------|-----|----|----|-----|
| AVG. | AB | H | HR | RBI | vs. TEAM | AVG. | AB | H | HR | RBI |
| .263 | 19 | 5 | 2 | 4 | Baltimore | .310 | 126 | 39 | 4 | 19 |
| .167 | 12 | 2 | 0 | 1 | Boston | .236 | 110 | 26 | 3 | 15 |
| .273 | 22 | 6 | 0 | 1 | Cleveland | .252 | 298 | 75 | 11 | 39 |
| .184 | 49 | 9 | 2 | 7 | Chicago | .271 | 299 | 81 | 10 | 48 |
| .304 | 23 | 7 | 0 | 4 | Detroit | .227 | 282 | 64 | 8 | 39 |
| .105 | 19 | 2 | 0 | 0 | Houston | .215 | 79 | 17 | 2 | 5 |
| .222 | 45 | 10 | 1 | 2 | Kansas City | .216 | 315 | 68 | 13 | 29 |
| .417 | 24 | 10 | 2 | 8 | Los Angeles | .236 | 123 | 29 | 6 | 23 |
| — | 0 | 0 | 0 | 0 | Minnesota | — | 0 | 0 | 0 | 0 |
| .294 | 17 | 5 | 1 | 1 | New York | .281 | 128 | 36 | 8 | 15 |
| .250 | 8 | 2 | 0 | 0 | Oakland | .193 | 135 | 26 | 3 | 19 |
| .000 | 2 | 0 | 0 | 0 | Seattle | .183 | 104 | 19 | 1 | 12 |
| .308 | 13 | 4 | 0 | 1 | Tampa Bay | .244 | 90 | 22 | 1 | 5 |
| .750 | 4 | 3 | 1 | 2 | Texas | .283 | 106 | 30 | 3 | 9 |
| .185 | 27 | 5 | 2 | 5 | Toronto | .244 | 135 | 33 | 8 | 26 |

VS. THE NATIONAL LEAGUE

| 2016 | | CAREER | | | | | | | | |
|------|----|--------|----|-----|------------------|------|----|----|----|-----|
| AVG. | AB | H | HR | RBI | vs. TEAM | AVG. | AB | H | HR | RBI |
| — | 0 | 0 | 0 | 0 | Arizona | .263 | 19 | 5 | 1 | 3 |
| .600 | 10 | 6 | 0 | 5 | Atlanta | .296 | 27 | 8 | 0 | 6 |
| — | 0 | 0 | 0 | 0 | Chicago (NL) | .348 | 23 | 8 | 2 | 9 |
| — | 0 | 0 | 0 | 0 | Cincinnati | .240 | 25 | 6 | 1 | 3 |
| — | 0 | 0 | 0 | 0 | Colorado | .357 | 14 | 5 | 0 | 0 |
| — | 0 | 0 | 0 | 0 | Los Angeles (NL) | .071 | 14 | 1 | 0 | 2 |
| .154 | 13 | 2 | 1 | 3 | Miami | .217 | 23 | 5 | 1 | 4 |
| — | 0 | 0 | 0 | 0 | Milwaukee | .224 | 67 | 15 | 4 | 9 |
| — | 0 | 0 | 0 | 0 | New York (NL) | .300 | 10 | 3 | 0 | 1 |
| .417 | 12 | 5 | 0 | 3 | Philadelphia | .400 | 25 | 10 | 3 | 8 |
| — | 0 | 0 | 0 | 0 | Pittsburgh | .391 | 23 | 9 | 1 | 3 |
| — | 0 | 0 | 0 | 0 | San Diego | .429 | 14 | 6 | 2 | 5 |
| — | 0 | 0 | 0 | 0 | San Francisco | .100 | 10 | 1 | 0 | 0 |
| — | 0 | 0 | 0 | 0 | St. Louis | .286 | 14 | 4 | 0 | 1 |
| — | 0 | 0 | 0 | 0 | Washington | — | 0 | 0 | 0 | 0 |

MONTHLY BREAKDOWN

| 2016 | | CAREER | | | | | | | | |
|------|----|--------|----|-----|-----------|------|-----|-----|----|-----|
| AVG. | AB | H | HR | RBI | by MONTH | AVG. | AB | H | HR | RBI |
| — | 0 | 0 | 0 | 0 | March | .250 | 4 | 1 | 0 | 0 |
| .302 | 43 | 13 | 2 | 6 | April | .250 | 312 | 78 | 9 | 39 |
| .215 | 79 | 17 | 1 | 5 | May | .237 | 486 | 115 | 19 | 72 |
| .239 | 92 | 22 | 3 | 14 | June | .252 | 404 | 102 | 19 | 66 |
| .750 | 4 | 3 | 1 | 2 | July | .241 | 377 | 91 | 15 | 45 |
| .286 | 77 | 22 | 2 | 14 | August | .242 | 533 | 129 | 16 | 67 |
| .250 | 24 | 6 | 3 | 6 | September | .257 | 498 | 128 | 16 | 62 |
| — | 0 | 0 | 0 | 0 | October | .292 | 24 | 7 | 2 | 6 |

BATTING BREAKDOWN

| 2016 | | CAREER | | | | | | | | |
|------|-----|--------|----|-----|-------------------|------|------|-----|----|-----|
| AVG. | AB | H | HR | RBI | by CATEGORY | AVG. | AB | H | HR | RBI |
| .267 | 172 | 46 | 7 | 26 | Home | .259 | 1381 | 358 | 55 | 191 |
| .252 | 147 | 37 | 5 | 21 | Away | .233 | 1257 | 293 | 41 | 166 |
| .275 | 102 | 28 | 3 | 12 | Day | .249 | 957 | 238 | 38 | 123 |
| .253 | 217 | 55 | 9 | 35 | Night | .246 | 1681 | 413 | 58 | 234 |
| .252 | 218 | 55 | 7 | 27 | Pre-ASG | .250 | 1387 | 347 | 56 | 198 |
| .277 | 101 | 28 | 5 | 20 | Post-ASG | .243 | 1251 | 304 | 40 | 159 |
| .240 | 75 | 18 | 4 | 13 | vs. LHP | .268 | 699 | 187 | 27 | 98 |
| .266 | 244 | 65 | 8 | 34 | vs. RHP | .239 | 1939 | 464 | 69 | 259 |
| .233 | 73 | 17 | 2 | 29 | RISP | .250 | 665 | 166 | 18 | 249 |
| .400 | 5 | 2 | 0 | 0 | Bases Loaded | .254 | 71 | 18 | 2 | 52 |
| .000 | 1 | 0 | 0 | 0 | Pinch Hitter | .077 | 13 | 1 | 0 | 1 |
| .481 | 27 | 13 | 2 | 7 | Designated Hitter | .287 | 115 | 33 | 5 | 18 |

BALLPARK BREAKDOWN

| | AVG. | AB | H | HR | RBI |
|---------------------|------|------|-----|----|-----|
| Angel Stadium | .161 | 56 | 9 | 3 | 12 |
| AT&T Park | .100 | 10 | 1 | 0 | 0 |
| Busch Stadium | .286 | 7 | 2 | 0 | 1 |
| Camden Yards | .269 | 52 | 14 | 3 | 9 |
| Chase Field | .083 | 12 | 1 | 1 | 2 |
| Comerica Park | .160 | 131 | 21 | 3 | 14 |
| Coors Field | .357 | 14 | 5 | 0 | 0 |
| Fenway Park | .190 | 42 | 8 | 1 | 6 |
| Globe Life Park | .267 | 60 | 16 | 0 | 4 |
| Great American | .240 | 25 | 6 | 1 | 3 |
| Kauffman Stadium | .176 | 142 | 25 | 1 | 6 |
| Marlins Park | .286 | 7 | 2 | 0 | 1 |
| Miller Park | .207 | 29 | 6 | 2 | 3 |
| Minute Maid Park | .262 | 42 | 11 | 2 | 4 |
| Oakland Coliseum | .184 | 76 | 14 | 2 | 16 |
| PETCO Park | .500 | 8 | 4 | 1 | 2 |
| PNC Park | .389 | 18 | 7 | 1 | 3 |
| Progressive Field | .268 | 164 | 44 | 7 | 24 |
| Rogers Centre | .241 | 54 | 13 | 5 | 15 |
| Safeco Field | .127 | 55 | 7 | 0 | 3 |
| Target Field | .259 | 1381 | 358 | 55 | 191 |
| Tropicana Field | .182 | 44 | 8 | 0 | 2 |
| Turner Field | .471 | 17 | 8 | 0 | 6 |
| U.S. Cellular Field | .319 | 144 | 46 | 4 | 22 |
| Yankee Stadium | .313 | 48 | 15 | 4 | 8 |

FIELDING STATISTICS

| First Base | | YEAR | PCT. | G | PO | A | E | TC | DP |
|---------------|-------------|-----------|------------|-----------|----------|------------|-----------|----------|----------|
| 2011 | — | 1 | 0 | 0 | 0 | 0 | 0 | 0 | 0 |
| 2012 | 1.000 | 3 | 14 | 0 | 0 | 14 | 2 | 0 | 0 |
| 2013 | 1.000 | 2 | 2 | 0 | 0 | 2 | 0 | 0 | 0 |
| 2015 | .993 | 17 | 122 | 11 | 1 | 134 | 7 | 0 | 0 |
| 2016 | .991 | 13 | 106 | 10 | 1 | 117 | 10 | 0 | 0 |
| Totals | .993 | 36 | 244 | 21 | 2 | 267 | 19 | 0 | 0 |

| Second Base | | YEAR | PCT. | G | PO | A | E | TC | DP |
|---------------|-------------|-----------|-----------|-----------|----------|-----------|-----------|----------|----------|
| 2010 | 1.000 | 2 | 2 | 4 | 0 | 6 | 1 | 0 | 0 |
| 2011 | .986 | 17 | 32 | 36 | 1 | 69 | 10 | 0 | 0 |
| 2012 | 1.000 | 4 | 5 | 8 | 0 | 13 | 2 | 0 | 0 |
| Totals | .989 | 23 | 39 | 48 | 1 | 88 | 13 | 0 | 0 |

| Third Base | | YEAR | PCT. | G | PO | A | E | TC | DP |
|---------------|-------------|------------|------------|------------|-----------|-------------|------------|----------|----------|
| 2012 | .935 | 95 | 64 | 180 | 17 | 261 | 14 | 0 | 0 |
| 2013 | .956 | 120 | 91 | 194 | 13 | 298 | 25 | 0 | 0 |
| 2014 | .960 | 127 | 109 | 226 | 14 | 349 | 25 | 0 | 0 |
| 2015 | .972 | 140 | 101 | 277 | 11 | 389 | 32 | 0 | 0 |
| 2016 | .960 | 63 | 31 | 114 | 6 | 151 | 13 | 0 | 0 |
| Totals | .958 | 545 | 396 | 991 | 61 | 1448 | 109 | 0 | 0 |

| Shortstop | | YEAR | PCT. | G | PO | A | E | TC | DP |
|---------------|-------------|-----------|-----------|------------|-----------|------------|-----------|----------|----------|
| 2010 | .971 | 9 | 13 | 20 | 1 | 34 | 5 | 0 | 0 |
| 2011 | .944 | 45 | 73 | 111 | 11 | 195 | 33 | 0 | 0 |
| 2012 | .500 | 1 | 0 | 1 | 1 | 2 | 0 | 0 | 0 |
| Totals | .944 | 55 | 86 | 132 | 13 | 231 | 38 | 0 | 0 |

| Outfield | | YEAR | PCT. | G | PO | A | E | TC | DP |
|---------------|-------------|-----------|-----------|----------|----------|-----------|----------|----------|----------|
| 2011 | 1.000 | 13 | 19 | 1 | 0 | 20 | 1 | 0 | 0 |
| 2012 | .9645 | 17 | 25 | 2 | 1 | 28 | 0 | 0 | 0 |
| Totals | .979 | 30 | 44 | 3 | 1 | 48 | 1 | 0 | 0 |

PLOUFFE'S CAREER BESTS

Hits: 4 (three times), last: September 23, 2014 vs. Arizona

Home Runs: 2 (three times), September 11, 2015 at Chicago (AL); July 1, 2012 vs. Kansas City, June 15, 2012 vs. Milwaukee

Runs Batted In: 5, May 3, 2015 vs. Chicago (AL)

Stolen Bases: 1 (11 times), last: May 16, 2016 at Detroit

Hitting Streak: 17, June 30 to July 19, 2012

Hitless Streak (At Bats): 23, May 5 to 11, 2014

Game Ending RBI: 3, April 17, 2015 vs. Minnesota (home run); September 19, 2014 vs. Cleveland (single); September 28, 2011 vs. Kansas City (single)

Grand Slams: 2, July 17, 2015 at Oakland (Sonny Gray); May 3, 2015 vs. Chicago-AL (John Danks)

Pinch-Hit Home Runs: None.

Inside-The-Park Home Runs: None.

Lead Off Home Runs: None.

OUTFIELDER**Height/Weight:** 5-10 / 185**Bats/Throws:** Left / Left**Birthdate:** January 14, 1993**Opening Day Age:** 24**Birthplace/Resides:** Irvine, California / Irvine, California**Major League Service:** None**Obtained:** Acquired from the Seattle Mariners for Yonder Alonso, August 6, 2017**Contract Status:** First year of a one-year contract through 2017**CAREER HIGHLIGHTS**

Was originally selected by the A's in 20th round of the 2012 First-Year Player Draft, was traded to Tampa Bay Jan. 10, 2015 as part of the Ben Zobrist deal and was dealt to the Mariners following the 2015 season...has a .301 (400-for-1330) batting average in 358 games over five seasons in the minors with Oakland (2012-14), Tampa Bay (2015) and Seattle (2016)...was named to the Southern League Midseason All-Star Team with Montgomery in 2015, the Midwest League Midseason All-Star Team with Beloit in 2014 and the New York-Penn League Midseason All-Star Team with Vermont in 2013...played for Mesa in the Arizona Fall League in 2014.

2016 HIGHLIGHTS

Hit .270 with 39 runs, nine doubles, two triples, three home runs, 27 RBI, 22 walks and 10 stolen bases in 64 games with Triple-A Tacoma...hit safely in 44 of 64 games with 19 multi-hit games, including four three-hit games...was suspended for 80 games on June 23 after testing positive for a banned substance in violation of Major League Baseball's Joint Drug Prevention and Treatment Program...will participate in Spring Training, but has five games remaining on his suspension...played for Aguilas in the Dominican Winter League following the season and hit .246 with six RBI in 42 games.

CAREER

2015—Combined to hit .295 with 66 runs scored, 16 doubles, nine triples, three home runs, 40 RBI, 61 walks, 18 stolen bases and a .385 on-base percentage with Double-A Montgomery and Triple-A Durham...began the season with Montgomery...named to Southern League All-Star team after hitting .328 with 44 runs, six doubles, six triples, one home run, 22 RBI, 29 walks, 11 stolen bases and a .408 on-base percentage in 61 games...in 56 games with Triple-A Durham, hit .257 with 22 runs scored, 10 doubles, three triples, two home runs and 18 RBI.

2014—Led the Oakland system with a .343 batting average and a .451 on-base percentage...was named to the Midwest League Midseason All-Star Team and won Top Star honors, going 1-for-3 with a two-run double, three runs and two steals (stole home in the first inning)...was promoted to Advanced Single-A Stockton from Single-A Beloit June 23...served 50-game suspension for a violation of the Minor League Drug Prevention and Treatment Program and returned in late August...was chosen by *Baseball America* as having the Best Strike-Zone Discipline in the Midwest League after the season...played for Mesa in the Arizona Fall League following the season and hit .300 with two home runs, 10 RBI and 12 walks (.402 on-base percentage) in 21 games.

2013—Spent the season with Short Season Single-A Vermont...led the club in total bases (73), stolen bases (14) and sacrifice hits (6)...was named to the New York-Penn League Midseason All-Star Team.

2012—Made his professional debut for the AZL Athletics, appearing in 35 games.

PERSONAL/MISCELLANEOUS

Herschel Mack "Boog" Powell IV was originally signed by A's scout Rick Magnante...graduated from Mission Viejo HS (CA)...attended Orange Coast College (Costa Mesa, CA)...not related to former MLB first baseman of same name...originally nicknamed "Little Mack," but his parents began calling him "Boog".

LIFETIME PLAYING RECORD

| Year | Club | AVG. | G | AB | R | H | 2B | 3B | HR | RBI | SH | SF | HP | BB | SO | SB | CS | SLG | OBP | E |
|----------------------------|---------------|-------------|------------|-------------|------------|------------|-----------|-----------|----------|------------|-----------|----------|----------|------------|------------|-----------|-----------|-------------|-------------|-----------|
| 2012 | AZL Athletics | .306 | 35 | 111 | 20 | 34 | 1 | 0 | 0 | 13 | 2 | 2 | 0 | 15 | 9 | 5 | 2 | .315 | .383 | 1 |
| 2013 | Vermont | .283 | 59 | 212 | 30 | 60 | 7 | 3 | 0 | 14 | 6 | 0 | 1 | 26 | 34 | 14 | 6 | .344 | .364 | 1 |
| 2014 | Beloit | .335 | 69 | 254 | 43 | 85 | 7 | 4 | 3 | 17 | 1 | 1 | 2 | 53 | 49 | 16 | 13 | .429 | .452 | 4 |
| | Stockton | .377 | 14 | 61 | 11 | 23 | 3 | 1 | 0 | 11 | 0 | 0 | 0 | 8 | 4 | 0 | 2 | .459 | .449 | 0 |
| 2015 | Montgomery | .328 | 61 | 238 | 44 | 78 | 6 | 6 | 1 | 22 | 2 | 1 | 4 | 29 | 38 | 11 | 8 | .416 | .408 | 3 |
| | Durham | .257 | 56 | 206 | 22 | 53 | 10 | 3 | 2 | 18 | 4 | 2 | 2 | 32 | 41 | 7 | 6 | .364 | .360 | 4 |
| 2016 | Tacoma | .270 | 64 | 248 | 39 | 67 | 9 | 2 | 3 | 27 | 4 | 3 | 0 | 22 | 42 | 10 | 6 | .359 | .326 | 3 |
| Minor League Totals | | .301 | 358 | 1330 | 209 | 400 | 43 | 19 | 9 | 122 | 19 | 9 | 9 | 185 | 217 | 63 | 43 | .382 | .387 | 16 |

CAREER TRANSACTIONS

2012 — Selected by the Oakland Athletics in the 20th round of the First-Year Player Draft. **2015** — Traded to Tampa Bay with catcher John Jaso, minor league infielder Daniel Robertson and cash for infielders Ben Zobrist and Yunel Escobar, January 10. Traded to Seattle with pitchers Nathan Karns and C.J. Riefenhauser for pitcher Danny Farquhar and infielders Brad Miller and Logan Morrison, November 5. **2016** — Placed on restricted list (violation of MLB Drug Testing Program), June 23. **2017** — Reinstated from restricted list, April 12. Traded to Oakland for first baseman Yonder Alonso, August 6.

**LEFT-HANDED PITCHER****Height/Weight:** 6-7 / 225**Bats/Throws:** Left / Left**Birthdate:** April 25, 1995**Opening Day Age:** 21**Birthplace/Resides:** Minneapolis, Minnesota / Cedar Rapids, Iowa**Major League Service:** None**Obtained:** Selected in the 1st round (sixth selection overall) of the 2016 First-Year Player Draft**Contract Status:** First year of a one-year contract through 2017**NON-ROSTER INVITEE****CAREER HIGHLIGHTS**

Was the A's first round selection and the sixth pick overall in the 2016 First-Year Player Draft out of the University of Florida...went 0-4 with a 3.03 ERA in 10 starts with Vermont in his professional debut...was rated as the A's number two prospect by *Baseball America* following the season.

2016 HIGHLIGHTS

Was the A's first round selection in the 2016 draft and was assigned to Vermont of the Short Season Single-A New York-Penn League after signing on June 30...went 0-4 with a 3.03 ERA in 10 starts with the Lake Monsters...did not allow an earned run in five of his six no decisions (0.98 ERA)...did not allow a run in three of those games, but tossed fewer than five innings in all but one start...struck out 40 batters in 32.2 innings (11.02 strikeouts per nine innings) and did not allow a home run...held the opposition to a .185 batting average, including .157 (14-for-89) against right-handed hitters compared to .257 (9-for-35) against left-handers...opponents were 3-for-32 (.094) with four walks (.194 on-base percentage) when leading off an inning...yielded a .353 average with runners in scoring position and two outs...combined for a 1.40 ERA in the first and second inning...had a 5.40 ERA from the third inning on...made his professional debut July 12 at Auburn and tossed 2.0 scoreless innings...the first batter he faced reached on an error but he retired each of the final five batters he faced...did not record his first strikeout until his third start on July 22 against Hudson Valley...allowed a season-high four runs in 2.2 innings for his first loss July 28 against Brooklyn...struck out 15 of the 30 batters he faced over a two start stretch from Aug. 8 to 14 (7.2 ip)...including a season-high eight strikeouts in 3.2 scoreless innings Aug. 14 against Tri-City...then tossed a season-high 5.0 scoreless innings in his next start Aug. 26 at Aberdeen but had a no decision in a 3-1 loss...yielded just two hits and did not walk a batter...walked a season-high five batters and yielded a season-high tying four runs for the loss in his next start Aug. 26 at Connecticut...was rated as the A's number two prospect by *Baseball America* following the season.

PERSONAL/MISCELLANEOUS

Andrew J. Puk was originally signed by A's scout Trevor Schaffer...graduated from Washington High School...attended the University of Florida where he compiled a 16-9 record, a 3.39 ERA and .203 opponents batting average in 54 games (37 starts) over three seasons...struck out 251 batters in 194.0 innings...was a three-time SEC Academic Honor Roll selection...played for the USA Baseball Collegiate National Team in 2015.

LIFETIME PITCHING RECORD

| Year | Club | W | L | ERA | G | GS | CG | SHO | SV | IP | H | R | ER | HR | HB | BB | IBB | SO | WP | BK |
|----------------------------|---------|----------|----------|-------------|-----------|-----------|----------|----------|----------|-------------|-----------|-----------|-----------|----------|----------|-----------|----------|-----------|----------|----------|
| 2016 | Vermont | 0 | 4 | 3.03 | 10 | 10 | 0 | 0 | 0 | 32.2 | 23 | 18 | 11 | 0 | 0 | 12 | 0 | 40 | 3 | 0 |
| Minor League Totals | | 0 | 4 | 3.03 | 10 | 10 | 0 | 0 | 0 | 32.2 | 23 | 18 | 11 | 0 | 0 | 12 | 0 | 40 | 3 | 0 |

CAREER TRANSACTIONS

2013 — Selected by the Detroit Tigers organization in the 35th round of the First-Year Player Draft; did not sign.

2016 — Selected by the Oakland Athletics organization in the 1st round (sixth selection overall) of the First-Year Player Draft.

**INFIELDER****Height/Weight:** 6-1 / 225**Birthdate:** April 24, 1992**Birthplace/Resides:** Havana, Cuba / Miami, Florida**Major League Service:** None**Obtained:** Acquired from the Chicago White Sox with Chris Bassitt, Josh Phegley and Marcus Semien for Jeff Samardzija and Michael Ynoa, December 9, 2014**Contract Status:** First year of a one-year contract through 2017**NON-ROSTER INVITEE****CAREER HIGHLIGHTS**

Has a .277 average with 11 home runs and 96 RBI in 165 games in two seasons in the A's farm system after hitting .301 with 18 home runs and 222 RBI in 421 games in five seasons in the White Sox organization... is a .295 career hitter in 586 minor league games in seven professional seasons... has played in 297 games at first base, eight in left field, six in right field and two at third base over the last four campaigns after appearing in 155 games at third base and six at first base from 2010-12... was named to the Southern League Postseason All-Star Team in his Double-A debut at Birmingham in 2014... was rated as the No. 10 Prospect in the White Sox organization by *Baseball America* following the 2014 season.

2016 HIGHLIGHTS

Spent the entire season at Triple-A Nashville where he batted .262 with eight home runs and 54 RBI in 106 games... the batting average was his lowest since his professional debut in 2010, as was his .395 slugging percentage and .334 on-base percentage (.254/.335/.291 in 2010)... his 106 games played were second most of his career (133 in 2014)... hit .286 (28-for-98) against left-handed pitching, .253 (68-for-269) with all eight of his home runs against right-handers... batted .281 with runners on base but hit .208 with runners in scoring position and two outs... had a .211 batting average and .286 on-base percentage when leading off an inning... appeared in 71 games at first base, seven in left field and six in right field... committed three errors, all as a first baseman, and had a .995 fielding percentage at first base... also hit .127 with no home runs and seven RBI in 22 games at designated hitter... hit in each of the bottom five spots in the order and saw his most action with 47 games batting eighth... went 0-for-7 over his first two games but then compiled a season-best 11-game hitting streak from April 10 to 23... went 13-for-35 (.371) with eight RBI during the streak, which boosted his average to .310... capped the streak by driving in a season-high three runs April 23 against New Orleans... it was his first of five three-RBI games... then went 2-for-33 (.061) over his next nine games to fall to .200... had three-straight multiple hit games from May 6-11 (7-for-11, .636) to start a 27-game stretch where he hit .310 (31-for-100) with 20 RBI... collected his first of five three-hit games May 10 at Iowa... went 7-for-39 (.179) over a 12-game stretch from June 17 to July 3... stole his only base of the season July 5 at Memphis... collected a season-high two doubles July 21 at Albuquerque (also Aug. 6 at Colorado Springs)... had two sacrifice hits Aug. 13 against Reno... matched his season-high with three runs scored and had his only three-walk game of the season, Aug. 21 at Omaha... was intentionally walked twice Aug. 25 at Memphis and was hit by a pitch twice two days later against the Redbirds... went 4-for-14 (.286) with three walks and three RBI in four postseason games for the Sounds... played for Lara in the Venezuelan Winter League following the season and hit .300 with six home runs and 27 RBI in 53 games... tied for second in the VWL in walks (32) and ranked fourth in on-base percentage (.414)... then hit .279 with a .416 on-base percentage and seven RBI in 17 postseason games for Lara, which lost to Zulia in the VWL Championship.

CAREER

2015—Missed the first half of the season after undergoing surgery on his right wrist during spring training... combined to hit .304 with three home runs and 42 RBI in 59 games with the A's affiliate in the Arizona Rookie League, Double-A Midland and Triple-A Nashville... his batting average included a .340 mark against right-handed pitchers compared to .219 against left-handers... hit .255 with the bases empty compared to .352 with runners on base... batted .378 with runners in scoring position... had a .353 batting average and all three of his triples in the first inning... appeared in 34 games at first base and one in left field... also hit .275 with two home runs and 15 RBI in 25 games as the designated hitter...

committed two errors, both at first base, for a .994 fielding percentage...hit in every spot in the order except first, eighth and ninth, and saw his most action with 23 games hitting third...began the season on the disabled list at Nashville after undergoing a partial ECU tendon repair March 13...the surgery was performed by Dr. Mark Leber at the Gateway Surgery Center in Phoenix, Ariz...was sent to the A's Arizona Rookie League affiliate June 22 on a rehab assignment and hit .360 with seven RBI in nine games...added seven walks and was hit by a pitch three times for a .543 on-base percentage...reached base safely in all nine games...singled and walked a season-high three times in his first game June 22 against the Giants...was reinstated from the disabled list and transferred to Midland July 11...hit .318 with two home runs and 17 RBI in 22 games...reached base safely in each of his first 10 games with the RockHounds for a 19-game reaching base streak overall...collected his first of four three-hit games July 12 at Northwest Arkansas...had a season-high nine-game hitting streak from July 24 to Aug. 2...went 16-for-41 (.390) with five doubles, a home run and nine RBI during the streak...was transferred to Nashville Aug. 5 and batted .277 with a home run and 18 RBI in 28 games with the Sounds...including .400 over a 14-game stretch from Aug. 13 to 27...capped that stretch by going 3-for-3 with a walk and a season-high three RBI Aug. 27 at Tacoma...matched his RBI total three days later in the second game of a Aug. 30 doubleheader against the Raniens...hit .354 with eight home runs and 38 RBI in 55 games with Lara in the Venezuelan Winter League following the season...added 41 walks for a .480 on-base percentage...led the VWL in on-base percentage, ranked second in slugging (.562) and walks, third in batting, fifth in RBI and tied for fifth in home runs.

2014—Made his Double-A debut with Birmingham and spent the entire season with the Barons...batted .309 with 11 home runs and 66 RBI in 133 games...was named to the Southern League Postseason All-Star Team after leading the league in doubles (37)...also ranked second in batting and hits (147), third in total bases (225), tied for third in games, fifth in runs (72), slugging percentage (.473) and on-base percentage (.386), sixth in extra base hits (52), eighth in at bats (476), 10th in RBI and tied for 10th in walks (56) and hit by pitches (9)...had career highs in games, at bats, runs, hits, doubles, triples (4), home runs, RBI, extra base hits, walks, stolen bases (10), slugging percentage, hit by pitches, sacrifice flies (8) and strikeouts (77)...was named the Barons Player of the Year after leading the team in batting, hits, doubles, RBI, on-base percentage and slugging percentage...batted .379 against left-handed pitching compared to .293 against right-handers...16 of his 33 hits against lefties were for extra bases (13 doubles, one triple, two home runs)...slugged .621 with a 1.066 OPS against lefties, .440 with a .812 OPS against righties...hit .345 with a .420 on-base percentage when leading off an inning...appeared in 108 games at first base and two at third base...committed four errors at first base for a .996 fielding percentage...made one error in five chances at third base...also batted .309 in 23 games as the designated hitter...saw most of his playing time batting clean-up (112 games)...went 20-for-48 (.417) over a 15-game stretch from April 19 to May 4 to lift his average to .346...had back-to-back three hit games at Chattanooga April 27 and 28...five of the six hits were doubles, including all three on the 27th...hit .364 in 23 games in April...added 17 walks and was hit by a pitch three times for a .506 on-base percentage...had a 26-game hitting streak from June 9 to July 10, which was the longest in the SL in 2014 and third longest in Birmingham history...went 39-for-102 (.382) with 11 doubles, two home runs and 17 RBI during the streak...had a league-high 23-game home hitting streak from June 9 to July 27 (34-for-92, .370)...drove in a season-high four runs June 19 at Jacksonville...batted .323 in 25 games in June and then hit .327 in July...was on the suspended list from Aug. 1 to 3...was rated as the No. 10 Prospect in the White Sox organization by *Baseball America* following the season and also rated by the same publication as having the Best Strike-Zone Discipline...played in one game for Escogido in the Dominican Winter League and went 0-for-2.

2013—Combined to hit .299 with 31 doubles, two triples, four home runs and 62 RBI in 101 games with the White Sox Single-A affiliates at Kannapolis and Winston-Salem...added 51 walks for a career-high .388 on-base percentage...ranked sixth among White Sox farmhands in on-base percentage and seventh in batting average (.299)...batted .305 against right-handed pitching, .367 in day games and .330 with runners in scoring position...went 6-for-12 (.500) with four doubles, two walks and 17 RBI with the bases loaded...batted .307 with a .395 on-base percentage when leading off an inning...played exclusively at first base for the first time in his career and committed six errors in 84 games for a .992 fielding percentage...began the season at Kannapolis and was batting .226 in 17 games when he was placed on the disabled list April 23 with a laceration on his left hand...was reinstated and transferred to Winston-Salem May 2...went 4-for-5 in two games before returning to the DL May 5 with a laceration on his left thumb...was reinstated May 18...drove in a season-high four runs April 7 at Lakewood, his first of

three four-RBI games (June 9 against Wilmington and June 27 against Salem)...hit safely in each of his first 11 games with Winston-Salem, giving him a 12-game hitting streak overall from April 21 to May 28 (20-for-42, .476)...finished May with a .377 batting average and 13 RBI in 15 games...went 13-for-32 (.406) with seven doubles over an eight-game span from June 16 to 27...had 25 RBI in June, which ranked second in the Carolina League...hit .320 with three of his four home runs in 27 games in July.

2012—Spent the entire season with Single-A Kannapolis and hit .290 with two home runs and 39 RBI in 76 games...was named to the South Atlantic League Midseason All-Star Team...batted .391 during the day, .318 at home and .313 against left-handed pitchers...combined for a .327 batting average in April and May...made 54 starts at third base, 16 as the designated hitter and six at first base...had a 15-game hitting streak from April 7 to 24 (26-for-59, .441)...went 4-for-4 with a double May 17 against Lexington, his first of two 4-for-4 performances (also May 26 at West Virginia)...had three doubles May 18 against Lexington...missed the final two months of the season after being placed on the restricted list July 5.

2011—Began the season in extended spring training before joining rookie Bristol in June...was transferred to Single-A Kannapolis July 18 and combined with both clubs to bat a career-high .338 with 34 RBI in 63 games...committed 11 errors in 59 games at third base for a .942 fielding percentage...had a 20-game hitting streak from July 6 to 30 (33-for-81, .407)...had a season-high five RBI Aug. 30 at Rome.

2010—Hit .254 with a home run and 21 RBI in 48 games in his professional debut with Advanced Rookie Bristol...appeared exclusively at third base on defense where he committed 17 errors in 42 games...singled June 24 against Elizabethton for his first hit...belted his first home run July 15 at Princeton.

PERSONAL/MISCELLANEOUS

Rangel Ravelo was originally signed by White Sox scout Jose Ortega...was named First-Team All-Dade County by the *Miami Herald* at Hialeah (Fla.) High School.

LIFETIME PLAYING RECORD

| Year | Club | AVG | G | AB | R | H | 2B | 3B | HR | RBI | SH | SF | HP | BB | SO | SB | CS | SLG | OBP | E |
|----------------------------|---------------|-------------|------------|-------------|------------|------------|------------|-----------|-----------|------------|-----------|-----------|-----------|------------|------------|-----------|-----------|-------------|-------------|-----------|
| 2010 | Bristol | .254 | 48 | 173 | 17 | 44 | 9 | 1 | 1 | 21 | 5 | 0 | 0 | 9 | 25 | 0 | 2 | .335 | .291 | 17 |
| 2011 | Bristol | .384 | 20 | 73 | 10 | 28 | 7 | 1 | 0 | 13 | 0 | 1 | 2 | 2 | 12 | 2 | 0 | .507 | .410 | 1 |
| | Kannapolis | .317 | 43 | 161 | 11 | 51 | 9 | 0 | 0 | 21 | 0 | 0 | 1 | 12 | 19 | 0 | 1 | .373 | .368 | 10 |
| 2012 | Kannapolis | .290 | 76 | 290 | 32 | 84 | 19 | 3 | 2 | 39 | 3 | 7 | 7 | 20 | 38 | 6 | 1 | .397 | .343 | 15 |
| 2013 | Kannapolis | .226 | 17 | 53 | 9 | 12 | 4 | 0 | 0 | 9 | 0 | 1 | 1 | 11 | 11 | 1 | 1 | .302 | .364 | 0 |
| | Winston-Salem | .312 | 84 | 301 | 43 | 94 | 27 | 2 | 4 | 53 | 1 | 3 | 2 | 40 | 46 | 4 | 1 | .455 | .393 | 6 |
| 2014 | Birmingham | .309 | 133 | 476 | 72 | 147 | 37 | 4 | 11 | 66 | 2 | 8 | 9 | 56 | 77 | 10 | 6 | .473 | .386 | 5 |
| 2015 | Arizona A's | .360 | 9 | 25 | 7 | 9 | 3 | 1 | 0 | 7 | 0 | 0 | 3 | 7 | 3 | 1 | 0 | .560 | .543 | 1 |
| | Midland | .318 | 22 | 88 | 13 | 28 | 6 | 1 | 2 | 17 | 0 | 1 | 0 | 9 | 17 | 0 | 1 | .477 | .378 | 1 |
| | Nashville | .277 | 28 | 101 | 10 | 28 | 5 | 1 | 1 | 18 | 1 | 2 | 1 | 7 | 22 | 0 | 0 | .376 | .324 | 0 |
| 2016 | Nashville | .262 | 106 | 367 | 60 | 96 | 23 | 1 | 8 | 54 | 3 | 4 | 8 | 34 | 63 | 1 | 1 | .395 | .334 | 3 |
| Minor League Totals | | .295 | 586 | 2108 | 284 | 621 | 149 | 15 | 29 | 318 | 15 | 27 | 34 | 207 | 333 | 25 | 14 | .421 | .363 | 59 |


CAREER TRANSACTIONS

2010 — Selected by the Chicago White Sox organization in the sixth round of the First-Year Player Draft. **2014** — Traded to the Oakland Athletics with pitcher Chris Bassitt, catcher Josh Phegley and infielder Marcus Semien for pitchers Jeff Samardzija and Michael Ynoa, December 9.

ATHLETICS HOME RUN DERBY PARTICIPANTS

| | | | |
|------|-------------------------------------|------|-------------------------------|
| 2014 | *Yoenis Céspedes and Josh Donaldson | 1994 | Ruben Sierra |
| 2013 | *Yoenis Céspedes | 1992 | *Mark McGwire |
| 2001 | Jason Giambi | 1990 | Mark McGwire and Jose Canseco |
| 1999 | John Jaha | 1987 | Mark McGwire |
| 1997 | Mark McGwire | 1986 | Jose Canseco |
| 1996 | Mark McGwire | | |

*indicates winner



INFIELDER

Height/Weight: 6-0 / 185

Bats/Throws: Right / Right

Birthdate: December 18, 1984

Opening Day Age: 32

Birthplace/Resides: Houston, Texas / Humble, Texas

Major League Service: 30 days

Obtained: Signed to a minor league contract, November 25, 2015

Contract Status: First year of a one-year contract through 2017

NON-ROSTER INVITEE

CAREER HIGHLIGHTS

Has played for five different organizations in 11 seasons as a professional (Indians, Pirates, Mets, Marlins, A's)...is a .268 career hitter with 109 home runs and 545 RBI in 1115 games...was a Rule 5 selection by Pittsburgh prior to the 2011 season and went 1-for-12 (.083) in seven games with the Pirates that year in his only action in the majors...has played every position except catcher in his career...has played in 471 games at shortstop, 282 at second base, 238 at third base, 33 in left field, 22 at first base, six in center field, six in right field at one at pitcher...was an Eastern League Postseason All-Star in 2015 and a Carolina League Postseason All-Star in 2007...played in the Arizona Fall League in 2008 and 2009.

2016 HIGHLIGHTS

Combined to hit .263 with nine home runs and 53 RBI in 88 games with Double-A Midland and Triple-A Nashville...added 54 walks for a .381 on-base percentage...the 88 games played were his fewest since 2011...batted .263 in 52 games with the RockHounds and .264 in 36 games with the Sounds...hit .269 (52-for-193) against right-handed pitching compared to .250 (22-for-88) against left-handers...however, hit five home runs in 88 at bats against lefties (17.60 at bats per home run) compared to four in 193 at bats against righties (48.25 at bats per home run)...batted .220 with the bases empty, .313 with eight of his nine home runs with runners on base...had a .333 batting average with runners in scoring position, including .356 with RISP and two outs...went 4-for-10 (.400) with two grand slams and 17 RBI with the bases loaded...appeared at every position except catcher...played in 24 games at second base, 22 at shortstop, 14 at designated hitter, 11 at first base, 10 in left field, three in right field, two at third base and one each in center field and at pitcher...had five errors as a shortstop (.948 fielding percentage), three as a second baseman (.968), two as a first baseman (.983) and one as a third baseman (.800)...batted .325 as a second baseman, .240 at all other positions...had a .394 batting average in the ninth inning...hit in every spot in the order except third, fourth and fifth...saw his most action with 33 games batting ninth.

MINORS: Began the season at Midland and was batting .286 in 10 games when he was transferred to Nashville April 22...collected his 200th double as a minor leaguer April 19 against Northwest Arkansas...went 1-for-27 in his first 10 games with the Sounds from April 23 to May 20...then went 3-for-4 with two doubles and four RBI May 24 at Las Vegas...the third RBI that day was the 500th of his career...had a season high three walks the next day against the 51s, the second of which was the 500th of his career...made his professional debut as a pitcher in the 10th inning of Nashville's 15-9 loss to Round Rock on June 1 (0.1 ip, 1 h, 1 r, 1 er, 2 bb)...went 7-for-11 (.636) over a four-game stretch with Nashville from May 24 to June 1 and was hitting .211 in 14 games at Triple-A before he was sent back to Midland June 6...connect for his first grand slam of the season July 4 at Arkansas...hit .257 in 42 games during his second stint with the RockHounds before he was sent back to Nashville Aug. 8...spent the remainder of the season with the Sounds, batting .294 over his final 22 games...went 10-for-26 (.385) with four home runs and 13 RBI over a seven-game stretch from Aug. 20 to 26...including his lone two-homer game of the season at Omaha Aug. 21...had five RBI that night and four RBI two days later against the Storm Chasers...hit his second grand slam of the season in the latter contest...hit safely in a season-high eight consecutive games from Aug. 26 to Sept. 3 (9-for-29, .310)...combined with Nashville and Midland to hit .333 with four home runs 19 RBI in 23 games in August...then went 5-for-18 (.278) with a walk in five postseason games for the Sounds.

CAREER

2015—Spent nearly the entire season at Double-A Binghamton in the Mets organization where he hit .282 with 19 home runs and 76 RBI in 115 games...was named to the Eastern League Midseason and Postseason All-Star Teams...tied for second in the league in RBI, ranked third in home runs, extra base hits (46) and slugging percentage (.493), fifth in walks (54) and total bases (203), seventh in runs (70) and ninth in batting...was promoted to Triple-A Las Vegas Sept. 3 and went 6-for-20 (.300) with five RBI in five games with the 51s...hit .282 with 19 home runs and 81 RBI in 120 games overall...added 26 doubles and three triples for a career-high .488 slugging percentage...the home runs and RBI were second only to his 20 home runs and 82 RBI at Single-A Kinston in 2007...hit .294 against left-handed pitching compared to .279 against right-handers...slugged .578 against lefties, .458 against righties...had a .242 batting average with the bases empty compared to .324 with 11 of his 19 home runs with runners base...batted .340 with runners in scoring position...was 6-for-16 (.375) with two home runs and 21 RBI with the bases loaded...hit .316 with 12 of his 19 home runs at home with Binghamton...had a .365 batting average in 23 day games...played every position except pitcher and catcher...appeared in 66 games at third base, 14 at second base, 12 at shortstop, 11 at first base, eight in left field and one each in center field and right field...committed five errors as a third baseman for a .969 fielding percentage...also made three errors as a first baseman and shortstop and one as a second baseman and outfielder...batted .391 in six games as the designated hitter and was 0-for-3 as a pinch hitter...hit in every spot in the order except first, seventh and eighth...saw his most action with 42 games batting third and 35 hitting fifth...batted .354 with six home runs and 23 RBI over a 26-game span from April 18 to May 19...went 4-for-5 with three runs, two home runs and seven RBI May 3 against New Hampshire...the hits, runs, home runs and RBI were all season highs and he also hit his first of two grand slams that day...had a 49-game errorless streak as a third baseman from May 14 to Aug. 4...tripled in back-to-back games at Bowie June 9 and 10...hit safely and doubled in six consecutive games from July 6 to 12...went 13-for-27 (.482) with six doubles during the streak...started at second base for the East squad in the Eastern League All-Star Game July 15 at Portland and went 1-for-3...belted his second grand slam of the season Aug. 4 against Bowie...was promoted to Las Vegas Sept. 3 and played in five games before returning to Binghamton Sept. 7...went 1-for-11 (.091) with a walk and RBI in three postseason games.

2014—Spent the entire season with Triple-A New Orleans in the Miami organization and hit .259 with 11 home runs and 44 RBI in 122 games...hit .272 against right-handed pitching compared to .236 against left-handers...had a .272 batting average, 10 home runs and 30 RBI in 87 games before the All-Star Break...then batted .215 with one home run and 14 RBI in 35 games after the break...hit .302 on the road, .206 at home...went 4-for-9 (.444) with the bases loaded...slammed six of his 13 home runs in the first inning...appeared in 48 games at third base, 47 at second base and 15 at shortstop...committed eight errors as a third baseman (.935 fielding percentage), three as a second baseman (.985) and three as a shortstop (.942)...also went 6-for-33 (.182) in nine games as the designated hitter and was 0-for-10 with a walk and four strikeouts as a pinch hitter...hit in every spot in the order except clean-up...batted leadoff 31 times, seventh 21 times and second 20 times...reached base safely in 25 consecutive home games from April 10 to June 19, which tied for the third longest such streak in the Pacific Coast League in 2014...hit .289 with a .375 on-base percentage during the streak...was a perfect 4-for-4 April 11 at Oklahoma City to start a 32-game stretch where he batted .352...batted .311 with six of his 11 home runs in 25 games in April...then hit .310 in May...matched his season high with four hits May 10 at Omaha...had back-to-back multiple hit games on May 31 and June 1 at Colorado Springs to bring his batting average to .314...then hit .206 over his final 70 games...had his third four-hit game of the season July 19 at Omaha.

2013—Spent the entire season at Double-A Binghamton where he batted .272 with six home runs and 52 RBI in 127 games...matched his career high with 30 doubles...tied for sixth in the Eastern League in runs (77) and doubles and ranked eighth in walks (70)...hit .272 against both left-handed and right-handed pitching...connected for all six of his home runs against righties...had a .218 batting average with the bases empty compared to .337 with runners on base...batted .306 with runners in scoring position...hit .296 with all six of his home runs before the All-Star Break, .230 after the break...batted .329 in 25 day games...appeared in 100 games at shortstop and 26 at second base...committed 13 errors as a shortstop (.939 fielding percentage) and four as a second baseman (.962)...also went 6-for-13 (.462) in three games at designated hitter and was 0-for-2 as a pinch hitter...hit second in the order 70 times and batted third in 50 games...had a 23-game hitting streak from May 13 to June 12, which was the longest hitting streak in the Eastern League in 2013...went 38-for-89 (.427) with 20 runs, 17 RBI and 18 walks

(.523 on-base percentage) during the streak...reached base in 32 consecutive games from May 10 to June 20 (.400 batting average, .521 on-base percentage)...had a 32-game errorless streak from May 26 to July 11, including 27 games as a third baseman...batted .366 with 20 RBI, 22 walks and a .491 on-base percentage in 28 games in May...went 5-for-14 (.357) with a home run and two RBI in three postseason games for Binghamton.

2012—Was released by Pittsburgh at the end of spring training and signed a minor league contract with the New York Mets March 29...began the season at Double-A Binghamton where he hit .290 with five home runs and 29 RI in 57 games...was promoted to Triple-A Buffalo June 21 and batted .265 with eight home runs and 32 RBI in 65 games with the Bisons...combined for a .276 average, 13 home runs and 61 RBI in 122 games...had a career-high 130 hits...batted .246 with six home runs in 114 at bats against left-handed pitching compared to .286 with seven home runs in 357 at bats against right-handers... hit .304 with runners in scoring position...appeared in 99 games at shortstop, 17 at second base and five at third base...committed 27 errors at shortstop (.938), including 20 at Buffalo, which were the most among International League shortstops...also made two errors as a second baseman...was named Eastern League Batter of the Week for the week of April 16-22 after going 13-for-26 (.500) with two doubles, two home runs, seven RBI and seven runs scored in seven games...hit .329 with 16 walks (.444 on-base percentage) in 21 games in April...was perfect 5-for-5 with a double, triple and two RBI June 9 at Trenton...combined with both clubs for a .349 batting average in June.

2011—Was selected by Pittsburgh in the Rule 5 draft following the 2010 season and made his Major League debut with the Pirates...went 1-for-12 (.083) with a RBI, walk and eight strikeouts in seven games...made three starts at shortstop and also appeared in one game at second base...made his debut as a pinch runner April 5 at St. Louis...started his career 0-for-10 before hitting an infield single in the fifth inning April 21 off Florida's Chris Volstad for his first ML hit...was designated for assignment April 22 and was returned to the Indians organization April 29...hit .193 with two home runs and five RBI in 18 games with Triple-A Columbus...was on the disabled list from May 26 to June 10 with a strained right groin...was traded back to the Pirates organization June 20 for cash considerations and bounced between Double-A Altoona and Triple-A Indianapolis...hit .267 in 57 games with Altoona and .385 in six games with Indianapolis...combined at all three of his minor league stops to hit .258 with seven home runs and 30 RBI in 71 games...appeared in 37 games at second base, 23 at shortstop, 11 in left field, eight at third base and three in center field.

2010—Hit .297 with 30 doubles, 13 home runs and 57 RBI in 107 minor league games...established a career high in doubles...began season at Double-A Akron, where he played eight games at third base, five at shortstop, four at second base and two in right field...was hitting .291 after 19 games before being promoted to Triple-A Columbus May 18...was sent back to Akron June 26 and went 4-for-8 in two games before returning to Columbus June 28 for the rest of the season...batted .392 overall in 22 games during the month of June...homered twice July 29 against Buffalo...went 14-for-28 (.500) over his last eight games, which included a 4-for-4 performance Sept. 1 at Indianapolis...made 54 appearances at shortstop, 19 at second base, four in left field, one at third base and one in center field while playing with Columbus...made his final 35 appearances at shortstop.

2009—Was limited to just 33 games with Akron due to more than three months spent on the disabled list with a right hamstring strain...was hitting .314 when he was placed on the DL April 30...was reinstated Aug. 18 and went 1-for-21 in his first seven games upon his return to action...hit safely in seven of his final eight games (14-for-33, .424), which included a four-hit game at Altoona Sept. 2...hit .353 against left-handed pitchers and .268 against right-handers...made all 29 defensive appearances at second base...also went hitless in 13 at bats as the designated hitter...participated in the Arizona Fall League and hit .222 with a home run and four RBI in 15 games with Peoria.

2008—Spent the entire season with Akron and was named to Eastern League Midseason All-Star team...established minor league career highs in games played (137) and at bats (532)...led his team in games, runs (75), triples (10) and walks (77)...made 74 appearances at shortstop and 62 at second base...produced a 15-game hitting streak from May 27 to June 11...knocked in 22 of his 49 runs in 29 games during the month of June...participated in the Arizona Fall League and hit .169 with seven RBI in 23 games with Surprise.

2007—Spent the entire season with Kinston and led the Carolina League in runs (84)...also ranked second in total bases (227), walks (68) and triples (9), third in home runs (20), fourth in RBI (82) and fifth in extra-base hits (49)...finished third in the Cleveland system in RBI and tied for fourth in homers... named to Carolina League Postseason All-Star team...tied a Kinston franchise record for triples...made all 125 defensive appearances at shortstop...homered twice and had nine RBI Aug. against Lynchburg... went 9-for-29 (.310) with five homers and nine RBI in seven games and was named Carolina League Player-of-the-Week for week ending Aug. 12...was named Player-of-the-Week for the final week of the season after batting .385 with two triples, a homer, five RBI and three stolen bases in seven games.

2006—Spent first professional season with Mahoning Valley...hit safely in each of his first five games and batted .321 in 16 games during the month of July...hit his first pro home run and knocked in four runs July 21 against Vermont...had five hits and scored four runs Aug. 26 at Batavia...went 17-for-41 (.415) over his final 12 games...made 42 appearances at shortstop and three at second base.

PERSONAL/MISCELLANEOUS

Joshua Joel Rodriguez...was originally signed by Indians scout Les Pajari...graduated from South Houston High School...attended Rice University...was named Western Athletic Conference Freshman-of-the-Year in 2004 after batting .306 and starting 51 of the 60 games for the defending national champions...finished his career at Rice by hitting .344 with 11 homers and 64 RBI in 70 games as a junior.

LIFETIME PLAYING RECORD

| Year | Club | AVG | G | AB | R | H | 2B | 3B | HR | RBI | SH | SF | HP | BB | SO | SB | CS | SLG | OBP | E |
|----------------------------|-----------------|-------------|-------------|-------------|------------|-------------|------------|-----------|------------|------------|-----------|-----------|-----------|------------|------------|-----------|-----------|-------------|-------------|------------|
| 2006 | Mahoning Valley | .268 | 45 | 157 | 26 | 42 | 11 | 4 | 4 | 24 | 0 | 1 | 3 | 14 | 33 | 2 | 0 | .465 | .337 | 11 |
| 2007 | Kinston | .262 | 133 | 493 | 84 | 129 | 20 | 9 | 20 | 82 | 1 | 4 | 2 | 68 | 95 | 21 | 8 | .460 | .351 | 32 |
| 2008 | Akron | .241 | 137 | 532 | 75 | 128 | 22 | 10 | 7 | 49 | 9 | 3 | 0 | 77 | 122 | 12 | 6 | .359 | .335 | 20 |
| 2009 | Akron | .295 | 33 | 105 | 18 | 31 | 4 | 0 | 0 | 12 | 2 | 0 | 1 | 23 | 30 | 2 | 3 | .333 | .426 | 5 |
| 2010 | Akron | .317 | 21 | 63 | 11 | 20 | 7 | 0 | 1 | 11 | 0 | 4 | 1 | 11 | 10 | 0 | 2 | .476 | .405 | 4 |
| | Columbus | .293 | 86 | 317 | 49 | 93 | 23 | 1 | 12 | 46 | 4 | 2 | 1 | 40 | 75 | 6 | 2 | .486 | .372 | 5 |
| 2011 | PITTSBURGH | .083 | 7 | 12 | 1 | 1 | 0 | 0 | 0 | 1 | 0 | 0 | 1 | 1 | 8 | 0 | 0 | .083 | .214 | 0 |
| | Columbus | .193 | 18 | 57 | 6 | 11 | 1 | 0 | 2 | 5 | 2 | 0 | 0 | 6 | 22 | 1 | 0 | .316 | .270 | 1 |
| | Indianapolis | .385 | 6 | 13 | 3 | 5 | 2 | 0 | 0 | 6 | 0 | 1 | 0 | 5 | 2 | 0 | 0 | .538 | .526 | 0 |
| | Altoona | .267 | 57 | 225 | 24 | 60 | 3 | 0 | 5 | 19 | 0 | 2 | 1 | 18 | 41 | 3 | 1 | .347 | .321 | 10 |
| 2012 | Binghamton | .290 | 57 | 214 | 30 | 62 | 14 | 3 | 5 | 29 | 1 | 1 | 1 | 28 | 48 | 5 | 3 | .453 | .373 | 9 |
| | Buffalo | .265 | 65 | 257 | 30 | 68 | 14 | 1 | 8 | 32 | 3 | 2 | 3 | 22 | 56 | 3 | 5 | .420 | .327 | 20 |
| 2013 | Binghamton | .272 | 127 | 441 | 77 | 120 | 30 | 2 | 6 | 52 | 2 | 6 | 3 | 70 | 94 | 5 | 3 | .390 | .371 | 17 |
| 2014 | New Orleans | .259 | 122 | 424 | 60 | 110 | 21 | 2 | 11 | 44 | 1 | 5 | 6 | 46 | 112 | 7 | 4 | .396 | .337 | 14 |
| 2015 | Binghamton | .282 | 115 | 412 | 70 | 116 | 24 | 3 | 19 | 76 | 0 | 4 | 4 | 54 | 87 | 11 | 2 | .493 | .367 | 13 |
| | Las Vegas | .300 | 5 | 20 | 2 | 6 | 2 | 0 | 0 | 5 | 0 | 0 | 0 | 3 | 4 | 0 | 0 | .400 | .391 | 0 |
| 2016 | Midland | .263 | 52 | 175 | 15 | 46 | 6 | 2 | 4 | 30 | 1 | 2 | 0 | 30 | 51 | 3 | 1 | .389 | .367 | 6 |
| | Nashville | .264 | 36 | 106 | 18 | 28 | 7 | 0 | 5 | 23 | 2 | 1 | 1 | 24 | 25 | 1 | 1 | .472 | .402 | 5 |
| ML Totals | | .083 | 7 | 12 | 1 | 1 | 0 | 0 | 0 | 1 | 0 | 0 | 1 | 1 | 8 | 0 | 0 | .083 | .214 | 0 |
| Minor League Totals | | .268 | 1115 | 4011 | 598 | 1075 | 211 | 37 | 109 | 545 | 28 | 38 | 27 | 539 | 907 | 82 | 41 | .421 | .356 | 172 |

CAREER TRANSACTIONS

2003 — Selected by the Oakland Athletics organization in the 39th round of the First-Year Player Draft; did not sign. **2006** — Selected by the Cleveland Indians organization with the Chicago Cubs 2nd round pick of the First-Year Player Draft. **2010** — Selected by the Pittsburgh Pirates in the Rule 5 draft, December 9. **2011** — Returned to Cleveland (Rule 5), April 29. Traded to Pittsburgh organization for cash, June 20. **2012** — Released, March 27; signed by the New York Mets to a minor league contract, March 29. Elected free agency, November 2; re-signed by the Mets to a minor league contract, December 19. **2013** — Elected free agency, November 4. **2014** — Signed by the Miami Marlins to a minor league contract, January 27. Elected free agency, November 3. **2015** — Signed by the New York Mets to a minor league contract, March 6. Elected free agency, November 6; signed by the Oakland Athletics to a minor league contract, November 25. Elected free agency, November 7; resigned by Oakland to a minor league contract, November 8.

VS. THE NATIONAL LEAGUE

| 2016 | | | | | CAREER | | | | | |
|------|----|---|----|-----|-----------|------|----|---|----|-----|
| AVG. | AB | H | HR | RBI | vs. TEAM | AVG. | AB | H | HR | RBI |
| — | 0 | 0 | 0 | 0 | Colorado | .000 | 4 | 0 | 0 | 0 |
| — | 0 | 0 | 0 | 0 | Florida | .250 | 4 | 1 | 0 | 1 |
| — | 0 | 0 | 0 | 0 | Milwaukee | .000 | 1 | 0 | 0 | 0 |
| — | 0 | 0 | 0 | 0 | St. Louis | .000 | 3 | 0 | 0 | 0 |

MONTHLY BREAKDOWN

| 2016 | | | | | CAREER | | | | | |
|------|----|---|----|-----|----------|------|----|---|----|-----|
| AVG. | AB | H | HR | RBI | by MONTH | AVG. | AB | H | HR | RBI |
| — | 0 | 0 | 0 | 0 | April | .083 | 12 | 1 | 0 | 1 |

BATTING BREAKDOWN

| 2016 | | | | | CAREER | | | | | |
|------|----|---|----|-----|-------------------|------|----|---|----|-----|
| AVG. | AB | H | HR | RBI | by CATEGORY | AVG. | AB | H | HR | RBI |
| — | 0 | 0 | 0 | 0 | Home | .000 | 5 | 0 | 0 | 0 |
| — | 0 | 0 | 0 | 0 | Away | .143 | 7 | 1 | 0 | 1 |
| — | 0 | 0 | 0 | 0 | Day | .000 | 3 | 0 | 0 | 0 |
| — | 0 | 0 | 0 | 0 | Night | .111 | 9 | 1 | 0 | 1 |
| — | 0 | 0 | 0 | 0 | Pre-ASG | .083 | 12 | 1 | 0 | 1 |
| — | 0 | 0 | 0 | 0 | Post-ASG | — | 0 | 0 | 0 | 0 |
| — | 0 | 0 | 0 | 0 | vs. LHP | — | 0 | 0 | 0 | 0 |
| — | 0 | 0 | 0 | 0 | vs. RHP | .083 | 12 | 1 | 0 | 1 |
| — | 0 | 0 | 0 | 0 | RISP | .250 | 4 | 1 | 0 | 1 |
| — | 0 | 0 | 0 | 0 | Bases Loaded | — | 0 | 0 | 0 | 1 |
| — | 0 | 0 | 0 | 0 | Pinch Hitter | .000 | 1 | 0 | 0 | 0 |
| — | 0 | 0 | 0 | 0 | Designated Hitter | — | 0 | 0 | 0 | 0 |

BALLPARK BREAKDOWN

| | AVG. | AB | H | HR | RBI |
|------------------|------|----|---|----|-----|
| Busch Stadium | .000 | 3 | 0 | 0 | 0 |
| PNC Park | .000 | 5 | 0 | 0 | 0 |
| Sun Life Stadium | .250 | 4 | 1 | 0 | 1 |

FIELDING STATISTICS

Second Base

| YEAR | PCT. | G | PO | A | E | TC | DP |
|---------------|--------------|----------|----------|----------|----------|----------|----------|
| 2011 | 1.000 | 1 | 1 | 3 | 0 | 4 | 0 |
| Totals | 1.000 | 1 | 1 | 3 | 0 | 4 | 0 |

Shortstop

| YEAR | PCT. | G | PO | A | E | TC | DP |
|---------------|--------------|----------|----------|----------|----------|-----------|----------|
| 2011 | 1.000 | 4 | 5 | 6 | 0 | 11 | 2 |
| Totals | 1.000 | 4 | 5 | 6 | 0 | 11 | 2 |

RODRIGUEZ' CAREER BESTS

Hits: 1, April 21, 2011 at Florida

Home Runs: None

Runs Batted In: 1, April 21, 2011 at Florida

Stolen Bases: None

Hitting Streak: 1, April 21, 2011 to present

Hitless Streak (At Bats): 10, April 5-21, 2011

Game Ending RBI: None

Grand Slams: None

Pinch-Hit Home Runs: None

Inside-The-Park Home Runs: None

Lead Off Home Runs: None

**INFIELDER****Height/Weight:** 6-2 / 200**Bats/Throws:** Right / Right**Birthdate:** May 20, 1983**Opening Day Age:** 33**Birthplace/Resides:** Chicago, Illinois / Phoenix, Arizona**Major League Service:** 6 years, 163 days**Obtained:** Signed as a free agent, January 25, 2017**Contract Status:** First year of a one-year contract through 2017**CAREER HIGHLIGHTS**

Has played for four teams in nine seasons in the majors and is a .227 career hitter with 40 home runs and 141 RBI in 535 games with Cincinnati (2008-09), Oakland (2010-13), Texas (2013-15) and San Diego (2016)...hit .223 with 15 home runs and 55 RBI in 197 games in his four seasons with the A's...has played every position in his career except for catcher and center field (152 at second base, 141 at third base, 95 at shortstop, 86 at first base, 11 in left field, two at pitcher, one in right field)...saw his most extensive playing time with San Diego last year when he had career highs in home runs (13), RBI (35) and games played (105)...was designated for assignment four times over a span of 34 days from July 8 to Aug. 10, 2013 and was claimed off waivers by Texas twice and Oakland once over that stretch...was the Reds' Minor League Hitter of the Year in 2007.

2016 HIGHLIGHTS

Was a non-roster invitee with San Diego during the spring but made the Padres Opening Day roster and spent the entire season in the majors...batted .229 with 13 home runs and 35 RBI in 105 games...28 of his 49 hits (57.1%) were for extra bases and he slugged .495...posted career highs in games, runs (37), doubles (12), triples (3), home runs, RBI, walks (29), slugging percentage, OPS (.814), extra base hits and strikeouts (88) in his ninth season in the majors...matched his best in stolen bases (4)...grounded into just two double plays in 214 at bats...was batting .189 with five home runs and 17 RBI in 58 games before the All-Star Break...then hit .287 with eight home runs and 18 RBI in 47 games after the break...had .664 OPS before the break, 1.030 after the break...batted .237 (23-for-97) with six home runs against left-handed pitching compared to .222 (26-for-117) with seven home runs against right-handers...has 21 home runs in 569 career at bats against lefties, 19 in 744 at bats against righties...hit .200 with runners in scoring position and is a .194 (62-for-319) career hitter with RISP...went 1-for-4 (.250) with the bases loaded and is 2-for-32 (.063) in his career...slugged nine of his 13 home runs and collected 26 of his 35 RBI at Petco Park...batted .311 with a .711 slugging percentage and 1.065 OPS when leading off an inning...had a .323 batting average with three home runs and 10 RBI in 13 inter-league games...hit .295 with no outs, .203 with one or two outs...had a .276 batting average in innings one through six, .161 in the seventh inning or later...batted .128 with two strikes...started 53 games at four different positions...the Padres were 28-25 (.528) in his starts, 40-69 (.367) when he did not start...appeared in 41 games (24 starts) at third base, 36 games (22 starts) at second base, 15 games (six starts) at shortstop, two games (one start) in left field and one game each at first base and right field...committed four errors as a second baseman (.957 fielding percentage) and four as a third baseman (.949)...was 5-for-21 (.238) with three doubles, two RBI, a walk and 12 strikeouts as a pinch hitter...is a .171 (14-for-82) career hitter in the pinch...started games in each of the bottom five spots in the order, including 30 from the eighth spot.

SAN DIEGO: Hit .158 over his first six games...then had his longest hitting streak of the season when he hit safely in four straight games from April 19 to 22 (4-for-11, .364)...grounded into his first double play April 22 against St. Louis...went 74 games before hitting in his second Sept. 18 at Colorado...had a 0-for-17 streak from April 30 to May 10...went 0-for-4 with four strikeouts April 30 at Los Angeles (NL)...it was the second four-strikeout game of his career (June 13, 2013 vs. New York-AL)...his third came on May 17 against San Francisco...had a 0-for-16 streak from May 13 to 31...matched his career high with three walks May 20 against Los Angeles (NL)...it was his second career three-walk game (May 17, 2012 at Texas)...his average bottomed out at .157 on May 28...went 4-for-38 (.105) with one double and no RBI in 23 games in the month of May...then hit .270 with 10 RBI in 15 games in the

month of June...the RBI matched his most ever in a month...eight of his 10 hits in June were for extra bases (four doubles, one triple, three home runs) for a .676 slugging percentage...went 7-for-33 (.212) over a 15-game stretch from June 11 to July 15 and each of his seven hits were for extra bases (four doubles, three home runs)...hit his first career walk-off home run, a solo shot in the bottom of the 10th inning July 30 against Cincinnati...it was his fourth career walk-off RBI...went 0-for-2 on Aug. 15 at Tampa Bay, which dropped his average under .200 (.199)...then hit .321 with five home runs, 12 RBI, a .397 on-base percentage and .736 slugging percentage over his final 28 games...matched his career high with four RBI Sept. 20 against Arizona (third time)...it was his first four-RBI game in six years (May 26, 2010 at Baltimore)...homered in back-to-back games Sept. 24 and 25 against San Francisco...batted .306 with five home runs and 10 RBI in 18 games in September...the home runs were his most ever in a month and the RBI matched his most...seven of his 11 hits were for extra bases (one double, one triple) and he slugged .806.

CAREER

2015—Spent the entire season with Texas and hit .228 with four doubles, three home runs, seven RBI and 14 runs scored in 55 games played...started 32 games, including 16 at second base, 10 at first base, five at third base and one in left field...also made his professional debut as a pitcher with two appearances on the mound...his first appearance came on June 26 at Toronto when he pitched the eighth inning of the Rangers 12-2 loss (1.0 ip, 1 h, 1 r, 1 er)...surrendered a solo home run to Danny Valencia...his second outing came on July 28 against New York (AL) in the Rangers 21-5 loss (1.0 ip, 1 h, 2 r, 1 er, 1 bb, 1 so)...allowed a two-run home run to Brett Gardner...joins Jeff Kunkel (1988-89) as the only Texas position players with multiple mound appearances...is the first to do it in one season...batted .244 against right-handed pitching, .217 against left-handers...had a .185 batting average with runners in scoring position...hit .444 in seven interleague games...batted .318 when leading off an inning...compiled a .346 average in the eighth inning or later...went 7-for-12 (.583) with a pair of doubles when putting the first pitch in play...went 4-for-4 May 30 against Boston to match his career high for hits (also April 27, 2010 at Tampa Bay)...was designated for assignment by the Rangers Aug. 19 and was released Aug. 23...did not play the rest of the season.

2014—Was selected from Triple-A Round Rock June 30 and spent the final three months with the Rangers...made starts at first base (27), second base (5), third base (5), designated hitter (5) and shortstop (2)...started 31 of Texas' final 36 games beginning Aug. 22...his .262 batting average was the second highest of his career (.271 in 2010) while his .328 on-base percentage was a career best...batted .314 in 27 road games and hit .293 with runners in scoring position...was 6-for-24 (.250) in his first 12 games, then hit .373 over next 19 contests to improve to .333 through Aug. 29...hit .202 in final 25 contests...had a career best eight-game hitting streak from Sept. 14 to 22 and was still at .291 before going 0-for-16 in last five games...earned Rangers Player of the Month honors for August with a .352 average in 20 games...had his first career two-homer game to account for all three Texas runs, Aug. 6 at Chicago (AL)...had walk-off RBI in consecutive Rangers wins: a bases loaded walk in the 14th inning on Aug. 12 against Tampa Bay and a ninth inning single on Aug. 17 against Los Angeles (AL)...had two errors in 278 total chances overall at the four infield positions...had not committed an error in 92 career games at second base, before making a miscue in his first 2014 game at that position, July 10 against Los Angeles (AL)...saw action in 32 overall games at first base after just 34 previous appearances there in his Major League career...opened the season with Triple-A Round Rock and made starts at third base (49), first base (15), shortstop (5), second base (2) and designated hitter (1) with the Express... at the time of his promotion to Texas, he led club in hits (75), was second in walks (28) and doubles (tied, 16) and third in RBI (43)...hit .291 against left-handed pitching and .356 with runners in scoring position...posted a .296 average in his final 55 games with Round Rock...had a grand slam April 11 at Colorado Springs...went 4-for-4 May 6 against Omaha.

2013—Split the campaign between Oakland and Texas, batting a combined .190 with five doubles, five home runs, 12 RBI, and 15 runs scored in 68 games...hit .313 over his first 16 games of the season through May 12, but batted just .131 in his final 52 games, including .104 in his last 33 games...had seven errors in 189 total chances (.963 fielding percentage), seeing time at shortstop (39 games, 33 starts), second (15 games), third base (four games, one start), first base (four games, one start) and left field (one game)...went 2-for-11 (.182) with a home run, four RBI and four runs scored in 17 games with Texas...started two games, at designated hitter on Aug. 23 at Chicago (AL) and at first base on Aug. 25 at Chicago (AL)...homered in his second at bat as a Ranger off Chris Sale on Aug. 23 at Chicago (AL)

and drove in three runs...scored the game-winning run in 5-4 walk-off win on Aug. 21 against Houston...was designated for assignment four times, including three times by Oakland and once by Texas, all in a span of 34 days from July 8 to Aug. 10...played in a total of nine games in 37 days from July 7 to Aug. 12, three with Oakland and six with Triple-A Sacramento...was DFA'd by Oakland July 8, cleared waivers and outrighted to Sacramento July 12...had his contract selected by A's July 24 and was DFA'd July 31...was claimed off waivers by Texas Aug. 2 and was in uniform for the Rangers for a three-game series Aug. 2-4 at Oakland...did not play, was DFA'd by Texas Aug. 5 and claimed by Oakland Aug. 8...DFA'd by Oakland Aug. 10 and claimed by Texas Aug. 12...batted .191 with five doubles, four homers and eight RBI in 51 games (34 starts) with Oakland...hit .244 against left-handed pitchers with the A's...batted .211 with six RBI in nine games overall for Triple-A Sacramento...opened 2013 on the disabled list with a strained left intercostal muscle and went 6-for-12 (.500) with a homer in three games on a rehab assignment at Single-A Stockton before being reinstated April 25.

2012—Batted .222 with two home runs and eight RBI in 42 games over three stints with the A's...started 31 games at four different positions, including 18 at second base, nine at shortstop, three at first base and one at third base...did not commit an error in 42 games overall on defense...hit .293 during the day compared to .172 at night...was 7-for-17 (.412) with two walks (.474 on-base percentage) when leading off an inning...batted .167 in 13 games before the All-Star Break, .240 with both of his home runs in 29 games after the break...hit .159 against a pitcher the first time he saw him in a game, .333 after that...batted .229 (8-for-35) against right-handed pitching compared to .219 (14-for-64) against left-handers...was on the A's Opening Day roster and appeared in one game in Japan at first base without an at bat...was optioned to Sacramento April 2 before the regular season resumed...returned May 17 and went 4-for-24 (.167) with nine walks in 12 games before he was optioned back to Sacramento June 16...retuned to Oakland for the third time Aug. 2, batting .240 in 29 games the rest of the way...finished August with a .286 batting average in 15 games...was on the 25-man roster for the ALDS against Detroit but did not appear in a game...spent the balance of the season with Sacramento where he batted .280 with eight home runs and 47 RBI in 76 games...hit .301 against right-handed pitching compared to .228 against left-handers...appeared in 57 games at shortstop, 13 at second base, five at third base and one in left field...was hitting .277 when the A's called May 17...was optioned back to Sacramento June 16...had a season-high two home runs and drove in a season-high six runs July 4 at Fresno, including a grand slam in Sacramento's 10-run ninth inning...finished July with a .299 batting average, five home runs and 23 RBI in 26 games.

2011—Began the season on the 60-day disabled list, recovering from a fractured right foot...was never able to get on track offensively as he hit .098 in 24 games over three stints with the A's...the batting average was the lowest in Athletics history among non-pitchers with 60 or more at bats...it was the lowest in the American League since Charlie O'Brien hit .097 for Anaheim in 1999...it was the lowest by any Athletic since pitcher Jim Nash hit .068 in 1968...started 18 games at five different positions (six at shortstop, five at third base, four at first base, two at second base, one in left field)...did not appear in a Spring Training game and was placed on the 60-day disabled list March 30 retroactive to March 22 with a fractured right foot before being reinstated from the disabled list June 6...was batting .121 with two home runs and five RBI when he was optioned to Sacramento between games of the July 16 doubleheader against Los Angeles...returned for his second stint Aug. 2, going 0-for-15 with two RBI and two walks in five games before he was sent back to Sacramento Aug. 13...returned for the final time Sept. 2 when rosters expanded and went 2-for-13 (.154) in seven games...snapped a career-long 0-for-34 streak with an eighth-inning single Sept. 26 at Seattle...that was the longest hitless streak by an Athletic since Jose Canseco went 0-for-40 from Aug. 8-23, 1986...batted .265 with three home runs and 22 RBI in 40 games with Sacramento...hit .297 against right-handed pitching, compared to .196 against left-handers...had a .361 average with runners in scoring position...appeared in 32 games at shortstop, four at second base and four at third base...played for Mexicali in the Mexican-Pacific Winter League and was 5 for 25 (.200) with four walks and two RBI in seven games.

2010—Filled the utility role for the A's in 2010 as he made 45 starts at second base, 10 at shortstop, five at third base, three at first base, three in left field and one at designated hitter before a stress fracture in his right ankle ended his season in mid-August...became the first Athletic to start at least one game at six different positions since Scott Brosius in 1995...batted .271 with seven home runs and 31 RBI in 80 games overall...batted .371 with a .426 on-base percentage when leading off an inning...committed two errors on defense, both coming during his 14 games as a shortstop...did not make an error in 47 games at

second base...was on an Opening Day roster for the first time...started 35 of the A's 37 games at second base from April 11 to May 21 while Mark Ellis was out with a strained left hamstring...would make just 31 starts the rest of the way...drove in a career-high four runs April 11 at Los Angeles in his first start as an Athletic (second base)...had his first career four-hit game April 27 at Tampa Bay...it was the 19th four-hit game by a player hitting ninth in Oakland history...started all three games of the San Francisco series, May 21-23, at three different positions (second base, third base, left field)...his start in left on the 23rd was his first major league appearance in the outfield...hit his second career pinch hit home run June 12 at San Francisco, the 100th pinch hit home run in Oakland history...hit .321 in July...was placed on the 15-day disabled list Aug. 13, retroactive to Aug. 12, with a stress fracture in his right ankle...it was his first career stint on the DL...missed the remainder of the season.

2009—Batted .213 with four home runs and 19 RBI in 87 games over two stints with Cincinnati...also hit .349 with five home runs and 20 RBI in 30 games with Triple-A Louisville...for the Reds, appeared in 57 games at third base, 11 at first base, six at shortstop and four at second base...began the season with Louisville and was hitting .431 in 17 games before he was promoted to Cincinnati April 28...returned to Louisville June 27 but returned to the Reds July 12...hit his first career home run, a solo shot off Adam Wainwright, May 10 against St. Louis...connected for his first career pinch hit home run, a three-run shot off Mike Ekstrom, July 30 against San Diego...while with Louisville, he was the organization's Player of the Month for April after hitting .431 with four home runs and 15 RBI in 17 games...following the season played for Mexicali in the Mexican Winter League and hit .285 with 13 doubles, six triples, six home runs, 34 RBI and 56 runs scored in 60 games.

2008—Appeared in 18 games during three stints with the Reds in his Major League debut...started three games at third base and two at second base...hit .287 in 117 games with Louisville...appeared in 66 games at third base, 25 at shortstop, 19 at first base and nine at second base...ranked 10th among Reds farmhands in hitting...made his big league debut Aug. 9 vs. Houston and flied out off Brian Moehler...recorded his first career hit Aug. 12 at Pittsburgh, a pinch-hit single off Sean Burnett...recorded his first career RBI and stolen base, Sept. 18 against St. Louis...tied for the International League lead with 14 hit by pitches...homed twice June 24 vs. Rochester...played for Arecibo in the Puerto Rican Winter League and hit .295 with two home runs, 19 RBI and three stolen bases in 19 games.

2007—Was the Reds Minor League Hitter of the Year and a Florida State League Midseason All-Star...in 136 games at Single-A Sarasota and Double-A Chattanooga, he combined to hit .286 with 41 doubles, 11 triples, 18 home runs, 79 RBI and 98 runs scored...ranked eighth among all minor league players with 70 extra-base hits...was Chattanooga's Player of the Month for August...following the season played for Surprise in the Arizona Fall League and hit .292 with a home run and 10 RBI in 14 games.

2006—In 89 games at Single-A Dayton and Single-A Sarasota, he combined to hit .250 with eight home runs, 43 RBI and eight stolen bases...was Dayton's Player of the Month for July...produced two-homer games July 10 vs. Quad Cities (3 RBI) and July 29 at Peoria (4 RBI, 4 runs).

2005—Spent his first professional season at rookie Billings and Single-A Dayton...combined to hit .325 with 14 home runs and 46 RBI in 66 games...hit .299 during a season-high 15-game hitting streak from Aug. 6-22...hit two solo homers Aug. 31 vs. Wisconsin...was named Midwest League Player of the Week for the week of Aug. 29-Sept. 5.

PERSONAL/MISCELLANEOUS

Adam M. Rosales was originally signed by Reds scout Rick Sellers... he and his wife, Callie, have a daughter, Juliet, and a son, Adrian...graduated from Maine (Park Ridge, IL) High School in 2001...majored in physical education at Western Michigan University, where he earned All-MAC first team and All-MAC academic team honors.

LIFETIME PLAYING RECORD

| Year | Club | AVG | G | AB | R | H | 2B | 3B | HR | RBI | SH | SF | HP | BB | SO | SB | CS | SLG | OBP | E |
|------------------|-------------|-------------|------------|-------------|------------|------------|-----------|----------|-----------|------------|----------|-----------|----------|------------|------------|-----------|-----------|-------------|-------------|-----------|
| 2005 | Billings | .321 | 34 | 140 | 29 | 45 | 14 | 0 | 5 | 25 | 0 | 1 | 5 | 13 | 37 | 2 | 2 | .529 | .396 | 3 |
| | Dayton | .328 | 32 | 134 | 24 | 44 | 8 | 0 | 9 | 21 | 0 | 2 | 2 | 10 | 24 | 3 | 1 | .590 | .378 | 6 |
| 2006 | Sarasota | .213 | 34 | 122 | 15 | 26 | 8 | 2 | 2 | 14 | 1 | 2 | 2 | 20 | 27 | 3 | 3 | .361 | .329 | 5 |
| | Dayton | .270 | 55 | 222 | 36 | 60 | 9 | 3 | 6 | 29 | 0 | 2 | 5 | 15 | 40 | 5 | 1 | .419 | .328 | 11 |
| 2007 | Sarasota | .294 | 69 | 248 | 47 | 73 | 23 | 5 | 5 | 48 | 2 | 6 | 13 | 31 | 46 | 9 | 2 | .488 | .393 | 4 |
| | Chattanooga | .278 | 67 | 255 | 51 | 71 | 18 | 6 | 13 | 31 | 2 | 3 | 5 | 37 | 66 | 4 | 4 | .549 | .377 | 6 |
| 2008 | Louisville | .287 | 117 | 432 | 70 | 124 | 29 | 7 | 11 | 58 | 1 | 4 | 14 | 22 | 82 | 7 | 1 | .463 | .393 | 12 |
| | CINCINNATI | .207 | 18 | 29 | 0 | 6 | 1 | 0 | 0 | 2 | 0 | 0 | 0 | 1 | 4 | 1 | 0 | .241 | .233 | 0 |
| 2009 | Louisville | .349 | 30 | 109 | 27 | 38 | 8 | 2 | 5 | 20 | 0 | 3 | 1 | 12 | 15 | 4 | 0 | .596 | .408 | 3 |
| | CINCINNATI | .213 | 87 | 230 | 23 | 49 | 10 | 1 | 4 | 19 | 2 | 3 | 5 | 26 | 46 | 1 | 2 | .317 | .303 | 7 |
| 2010 | OAKLAND | .271 | 80 | 255 | 31 | 69 | 8 | 2 | 7 | 31 | 2 | 2 | 1 | 19 | 65 | 2 | 2 | .400 | .321 | 2 |
| 2011 | Sacramento | .265 | 40 | 147 | 23 | 39 | 5 | 1 | 3 | 22 | 0 | 3 | 1 | 13 | 32 | 1 | 1 | .374 | .323 | 3 |
| | OAKLAND | .098 | 24 | 61 | 5 | 6 | 0 | 0 | 2 | 8 | 0 | 2 | 1 | 4 | 13 | 0 | 0 | .197 | .162 | 4 |
| 2012 | OAKLAND | .222 | 42 | 99 | 12 | 22 | 5 | 0 | 2 | 8 | 0 | 1 | 0 | 11 | 24 | 0 | 0 | .333 | .297 | 0 |
| | Sacramento | .280 | 76 | 275 | 46 | 77 | 21 | 1 | 8 | 47 | 1 | 6 | 2 | 26 | 57 | 4 | 2 | .451 | .340 | 8 |
| 2013 | Stockton | .500 | 3 | 12 | 3 | 6 | 2 | 0 | 1 | 1 | 0 | 0 | 0 | 0 | 1 | 0 | 0 | .917 | .500 | 0 |
| | Sacramento | .211 | 9 | 38 | 4 | 8 | 2 | 0 | 0 | 6 | 0 | 1 | 0 | 3 | 7 | 1 | 1 | .263 | .262 | 1 |
| 2014 | OAKLAND | .191 | 51 | 136 | 11 | 26 | 5 | 0 | 4 | 8 | 4 | 0 | 4 | 10 | 31 | 0 | 0 | .316 | .267 | 7 |
| | TEXAS | .182 | 17 | 11 | 4 | 2 | 0 | 0 | 1 | 4 | 0 | 1 | 0 | 0 | 3 | 0 | 0 | .455 | .167 | 0 |
| 2014 | Round Rock | .276 | 72 | 272 | 42 | 75 | 16 | 3 | 7 | 43 | 0 | 3 | 4 | 28 | 61 | 3 | 0 | .434 | .349 | 3 |
| | TEXAS | .262 | 56 | 164 | 20 | 43 | 7 | 0 | 4 | 19 | 0 | 0 | 3 | 13 | 42 | 4 | 2 | .378 | .328 | 2 |
| 2015 | TEXAS | .228 | 53 | 114 | 14 | 26 | 4 | 0 | 3 | 7 | 0 | 0 | 1 | 10 | 30 | 4 | 4 | .342 | .296 | 3 |
| 2016 | SAN DIEGO | .229 | 105 | 214 | 37 | 49 | 12 | 3 | 13 | 35 | 0 | 4 | 1 | 29 | 88 | 4 | 0 | .495 | .319 | 8 |
| AL Totals | | .231 | 325 | 840 | 97 | 194 | 29 | 2 | 23 | 85 | 2 | 4 | 5 | 67 | 208 | 10 | 8 | .352 | .294 | 18 |
| NL Totals | | .220 | 210 | 473 | 60 | 104 | 23 | 4 | 17 | 56 | 4 | 6 | 8 | 56 | 138 | 6 | 2 | .306 | .393 | 15 |
| ML Totals | | .227 | 535 | 1313 | 157 | 298 | 52 | 6 | 40 | 141 | 8 | 13 | 6 | 123 | 346 | 16 | 10 | .367 | .298 | 33 |

LIFETIME PITCHING RECORD

| Year | Club | W | L | ERA | G | GS | CG | SHO | SV | IP | H | R | ER | HR | HB | BB | IBB | SO | WP | BK |
|------|-------|---|---|------|---|----|----|-----|----|-----|---|---|----|----|----|----|-----|----|----|----|
| 2015 | TEXAS | 0 | 0 | 9.00 | 2 | 0 | 0 | 0 | 0 | 2.0 | 2 | 3 | 2 | 2 | 0 | 1 | 0 | 1 | 0 | 0 |

CAREER TRANSACTIONS

2005 — Selected by the Cincinnati Reds organization in the 12th round of the First-Year Player Draft. **2010** — Traded to the Oakland Athletics with outfielder Willy Taveras for infielder Aaron Miles and cash, February 1. On disabled list, August 12 to November 3. **2011** — On disabled list, March 22 to June 5; included rehabilitation assignment to Sacramento, June 1 to 5. **2013** — On the disabled list, March 26 to April 24; included rehabilitation assignments to Stockton, April 17 to 19, and Sacramento, April 20 to 24. Claimed off waivers by the Texas Rangers, August 2. Claimed off waivers by Oakland, August 8. Claimed off waivers by Texas, August 12. **2014** — Elected free agency, December 2. **2015** — Re-signed by Texas, January 5. Released, August 23. **2016** — Signed by the San Diego Padres to a minor league contract, January 1. Elected free agency, November 3. **2017** — Signed by the Oakland Athletics, January 25.

DIVISION SERIES RECORD

| Year | Club/Opp | AVG. | G | AB | R | H | 2B | 3B | HR | RBI | SH | SF | HP | BB | SO | SB | CS | SLG | OBP | E |
|------|-------------|------|---|----|---|---|----|----|----|-----|----|----|----|----|----|----|----|-----|-----|---|
| 2012 | OAK vs. DET | | | | | | | | | | | | | | | | | | | |

(Did not play)

VS. THE AMERICAN LEAGUE

| 2016 | | CAREER | | | | | | | | |
|------|----|--------|----|-----|-------------|------|-----|----|----|-----|
| AVG. | AB | H | HR | RBI | vs. TEAM | AVG. | AB | H | HR | RBI |
| .333 | 3 | 1 | 0 | 2 | Baltimore | .292 | 65 | 19 | 2 | 11 |
| .400 | 5 | 2 | 1 | 2 | Boston | .294 | 34 | 10 | 1 | 2 |
| — | 0 | 0 | 0 | 0 | Chicago | .257 | 70 | 18 | 5 | 12 |
| — | 0 | 0 | 0 | 0 | Cleveland | .327 | 49 | 16 | 1 | 5 |
| — | 0 | 0 | 0 | 0 | Detroit | .154 | 13 | 2 | 0 | 1 |
| — | 0 | 0 | 0 | 0 | Houston | .216 | 74 | 16 | 0 | 7 |
| — | 0 | 0 | 0 | 0 | Kansas City | .275 | 51 | 14 | 2 | 9 |
| — | 0 | 0 | 0 | 0 | Los Angeles | .240 | 100 | 24 | 3 | 15 |
| — | 0 | 0 | 0 | 0 | Minnesota | .318 | 22 | 7 | 0 | 2 |
| .000 | 1 | 0 | 0 | 0 | New York | .188 | 48 | 9 | 2 | 5 |
| — | 0 | 0 | 0 | 0 | Oakland | .154 | 39 | 6 | 1 | 2 |
| .455 | 11 | 5 | 1 | 4 | Seattle | .253 | 95 | 24 | 3 | 11 |
| .167 | 6 | 1 | 0 | 0 | Tampa Bay | .231 | 52 | 12 | 2 | 6 |
| — | 0 | 0 | 0 | 0 | Texas | .120 | 75 | 9 | 0 | 0 |
| .200 | 5 | 1 | 1 | 2 | Toronto | .167 | 42 | 7 | 1 | 5 |

VS. THE NATIONAL LEAGUE

| 2016 | | CAREER | | | | | | | | |
|------|----|--------|----|-----|---------------|------|----|----|----|-----|
| AVG. | AB | H | HR | RBI | vs. TEAM | AVG. | AB | H | HR | RBI |
| .238 | 21 | 5 | 1 | 5 | Arizona | .239 | 46 | 11 | 2 | 7 |
| .500 | 2 | 1 | 0 | 0 | Atlanta | .333 | 12 | 4 | 0 | 0 |
| .231 | 13 | 3 | 0 | 0 | Chicago | .214 | 42 | 9 | 0 | 1 |
| .238 | 21 | 5 | 2 | 2 | Cincinnati | .200 | 25 | 5 | 2 | 2 |
| .304 | 23 | 7 | 1 | 3 | Colorado | .229 | 35 | 8 | 1 | 4 |
| .040 | 25 | 1 | 0 | 1 | Los Angeles | .121 | 33 | 4 | 0 | 1 |
| .250 | 8 | 2 | 1 | 2 | Miami | .200 | 25 | 5 | 1 | 3 |
| .125 | 8 | 1 | 0 | 1 | Milwaukee | .207 | 29 | 6 | 0 | 2 |
| .000 | 9 | 0 | 0 | 0 | New York | .167 | 18 | 3 | 0 | 2 |
| .250 | 4 | 1 | 0 | 0 | Philadelphia | .143 | 14 | 2 | 1 | 2 |
| .273 | 11 | 3 | 1 | 2 | Pittsburgh | .286 | 42 | 12 | 1 | 4 |
| — | 0 | 0 | 0 | 0 | San Diego | .167 | 12 | 2 | 1 | 3 |
| .269 | 26 | 7 | 4 | 6 | San Francisco | .241 | 79 | 19 | 7 | 10 |
| .286 | 7 | 2 | 0 | 1 | St. Louis | .235 | 51 | 12 | 1 | 5 |
| .200 | 5 | 1 | 0 | 2 | Washington | .143 | 21 | 3 | 0 | 2 |

MONTHLY BREAKDOWN

| 2016 | | CAREER | | | | | | | | |
|------|----|--------|----|-----|-----------|------|-----|----|----|-----|
| AVG. | AB | H | HR | RBI | by MONTH | AVG. | AB | H | HR | RBI |
| .213 | 47 | 10 | 2 | 6 | April | .247 | 150 | 37 | 5 | 22 |
| .105 | 38 | 4 | 0 | 0 | May | .226 | 340 | 77 | 9 | 25 |
| .270 | 37 | 10 | 3 | 10 | June | .178 | 214 | 38 | 7 | 28 |
| .250 | 28 | 7 | 3 | 6 | July | .248 | 165 | 41 | 7 | 23 |
| .259 | 27 | 7 | 0 | 3 | August | .241 | 232 | 56 | 6 | 26 |
| .306 | 36 | 11 | 5 | 10 | September | .225 | 204 | 46 | 6 | 17 |
| .000 | 1 | 0 | 0 | 0 | October | .375 | 8 | 3 | 0 | 0 |

BATTING BREAKDOWN

| 2016 | | CAREER | | | | | | | | |
|------|-----|--------|----|-----|-------------------|------|-----|-----|----|-----|
| AVG. | AB | H | HR | RBI | by CATEGORY | AVG. | AB | H | HR | RBI |
| .243 | 111 | 27 | 9 | 26 | Home | .223 | 628 | 140 | 18 | 68 |
| .214 | 103 | 22 | 4 | 9 | Away | .231 | 685 | 158 | 22 | 73 |
| .234 | 77 | 18 | 5 | 12 | Day | .228 | 464 | 106 | 15 | 52 |
| .226 | 137 | 31 | 8 | 23 | Night | .226 | 849 | 192 | 25 | 89 |
| .189 | 127 | 24 | 5 | 17 | Pre-ASG | .222 | 772 | 171 | 22 | 84 |
| .287 | 87 | 25 | 8 | 18 | Post-ASG | .235 | 541 | 127 | 18 | 57 |
| .237 | 97 | 23 | 6 | 19 | vs. LHP | .241 | 569 | 137 | 21 | 70 |
| .222 | 117 | 26 | 7 | 16 | vs. RHP | .216 | 744 | 161 | 19 | 71 |
| .200 | 50 | 10 | 2 | 19 | RISP | .194 | 319 | 62 | 6 | 94 |
| .250 | 4 | 1 | 0 | 3 | Bases Loaded | .063 | 32 | 2 | 0 | 10 |
| .238 | 21 | 5 | 0 | 2 | Pinch Hitter | .171 | 82 | 14 | 2 | 10 |
| .000 | 1 | 0 | 0 | 0 | Designated Hitter | .226 | 31 | 7 | 1 | 6 |

BALLPARK BREAKDOWN

| | AVG. | AB | H | HR | RBI |
|---------------------|------|-----|----|----|-----|
| Angel Stadium | .188 | 32 | 6 | 1 | 6 |
| AT&T Park | .286 | 28 | 8 | 3 | 4 |
| Busch Stadium | .111 | 27 | 3 | 0 | 2 |
| Camden Yards | .276 | 29 | 8 | 2 | 8 |
| Chase Field | .240 | 25 | 6 | 1 | 2 |
| Citi Field | .250 | 12 | 3 | 0 | 2 |
| Citizens Bank Park | .167 | 6 | 1 | 1 | 1 |
| Comerica Park | .125 | 8 | 1 | 0 | 0 |
| Coors Field | .269 | 26 | 7 | 1 | 4 |
| Dodger Stadium | .167 | 24 | 4 | 0 | 1 |
| Fenway Park | .250 | 8 | 2 | 0 | 0 |
| Globe Life Park | .199 | 171 | 34 | 3 | 9 |
| Great American | .217 | 138 | 30 | 3 | 13 |
| Kauffman Stadium | .265 | 34 | 9 | 1 | 6 |
| Marlins Park | .400 | 5 | 2 | 0 | 1 |
| Miller Park | .167 | 12 | 2 | 0 | 0 |
| Minute Maid Park | .214 | 42 | 9 | 0 | 4 |
| Nationals Park | .200 | 5 | 1 | 0 | 0 |
| Oakland Coliseum | .218 | 285 | 62 | 4 | 21 |
| PETCO Park | .235 | 119 | 28 | 9 | 26 |
| PNC Park | .269 | 26 | 7 | 0 | 1 |
| Progressive Field | .357 | 28 | 10 | 1 | 2 |
| Rogers Centre | .179 | 28 | 5 | 1 | 5 |
| Safeco Field | .224 | 49 | 11 | 0 | 2 |
| Sun Life Stadium | .091 | 11 | 1 | 0 | 0 |
| Target Field | .250 | 4 | 1 | 0 | 0 |
| Tokyo Dome | — | 0 | 0 | 0 | 0 |
| Tropicana Field | .286 | 35 | 10 | 2 | 5 |
| Turner Field | .250 | 4 | 1 | 0 | 0 |
| U.S. Cellular Field | .313 | 48 | 15 | 5 | 12 |
| Wrigley Field | .200 | 20 | 4 | 0 | 0 |
| Yankee Stadium | .292 | 24 | 7 | 2 | 4 |

FIELDING STATISTICS

Pitcher

| YEAR | PCT. | G | PO | A | E | TC | DP |
|---------------|----------|----------|----------|----------|----------|----------|----------|
| 2015 | — | 2 | 0 | 0 | 0 | 0 | 0 |
| Totals | — | 2 | 0 | 0 | 0 | 0 | 0 |

First Base

| YEAR | PCT. | G | PO | A | E | TC | DP |
|---------------|-------------|-----------|------------|-----------|----------|------------|-----------|
| 2009 | 1.000 | 11 | 68 | 11 | 0 | 79 | 5 |
| 2010 | 1.000 | 7 | 34 | 1 | 0 | 35 | 4 |
| 2011 | 1.000 | 5 | 36 | 2 | 0 | 38 | 2 |
| 2012 | 1.000 | 7 | 26 | 7 | 0 | 33 | 1 |
| 2013 | 1.000 | 4 | 4 | 1 | 0 | 5 | 1 |
| 2014 | .996 | 32 | 215 | 22 | 1 | 238 | 32 |
| 2015 | 1.000 | 19 | 87 | 6 | 0 | 93 | 11 |
| 2016 | — | 1 | 0 | 0 | 0 | 0 | 0 |
| Totals | .998 | 86 | 470 | 50 | 1 | 521 | 56 |

Second Base

| YEAR | PCT. | G | PO | A | E | TC | DP |
|---------------|-------------|------------|------------|------------|----------|------------|-----------|
| 2008 | 1.000 | 2 | 6 | 6 | 0 | 12 | 4 |
| 2009 | 1.000 | 4 | 2 | 3 | 0 | 5 | 1 |
| 2010 | 1.000 | 47 | 72 | 126 | 0 | 198 | 30 |
| 2011 | 1.000 | 3 | 3 | 4 | 0 | 7 | 1 |
| 2012 | 1.000 | 21 | 46 | 41 | 0 | 87 | 14 |
| 2013 | 1.000 | 15 | 8 | 17 | 0 | 25 | 1 |
| 2014 | .944 | 5 | 7 | 10 | 1 | 18 | 3 |
| 2015 | .974 | 19 | 25 | 49 | 2 | 76 | 14 |
| 2016 | .957 | 36 | 36 | 53 | 4 | 93 | 16 |
| Totals | .987 | 152 | 205 | 309 | 7 | 521 | 84 |

Third Base

| YEAR | PCT. | G | PO | A | E | TC | DP |
|---------------|-------------|------------|-----------|------------|-----------|------------|-----------|
| 2008 | 1.000 | 4 | 2 | 1 | 0 | 3 | 1 |
| 2009 | .944 | 57 | 37 | 81 | 7 | 125 | 8 |
| 2010 | 1.000 | 5 | 4 | 12 | 0 | 16 | 1 |
| 2011 | .833 | 6 | 4 | 6 | 2 | 12 | 1 |
| 2012 | 1.000 | 3 | 2 | 4 | 0 | 6 | 0 |
| 2013 | 1.000 | 4 | 1 | 2 | 0 | 3 | 0 |
| 2014 | 1.000 | 7 | 6 | 8 | 0 | 14 | 0 |
| 2015 | .941 | 14 | 4 | 12 | 1 | 17 | 0 |
| 2016 | .949 | 41 | 12 | 62 | 4 | 78 | 7 |
| Totals | .949 | 141 | 72 | 188 | 14 | 274 | 18 |

Shortstop

| YEAR | PCT. | G | PO | A | E | TC | DP |
|---------------|-------------|-----------|-----------|------------|-----------|------------|-----------|
| 2009 | 1.000 | 6 | 4 | 12 | 0 | 16 | 2 |
| 2010 | .943 | 14 | 7 | 26 | 2 | 35 | 3 |
| 2011 | .913 | 7 | 9 | 12 | 2 | 23 | 3 |
| 2012 | 1.000 | 11 | 14 | 27 | 0 | 41 | 3 |
| 2013 | .955 | 39 | 46 | 101 | 7 | 154 | 14 |
| 2014 | 1.000 | 3 | 2 | 6 | 0 | 8 | 1 |
| 2016 | 1.000 | 15 | 6 | 31 | 0 | 37 | 4 |
| Totals | .965 | 95 | 88 | 215 | 11 | 314 | 30 |

Outfield

| YEAR | PCT. | G | PO | A | E | TC | DP |
|---------------|--------------|-----------|-----------|----------|----------|-----------|----------|
| 2010 | 1.000 | 5 | 4 | 0 | 0 | 4 | 0 |
| 2011 | 1.000 | 2 | 4 | 0 | 0 | 4 | 0 |
| 2013 | 1.000 | 1 | 2 | 0 | 0 | 2 | 0 |
| 2015 | 1.000 | 1 | 4 | 0 | 0 | 4 | 0 |
| 2016 | 1.000 | 3 | 2 | 0 | 0 | 2 | 0 |
| Totals | 1.000 | 12 | 16 | 0 | 0 | 16 | 0 |

ROSALES' CAREER BESTS

Hits: 4 (twice), last: May 30, 2015 vs. Boston

Home Runs: 2, August 6, 2014 at Chicago (AL)

Runs Batted In: 4 (three times), last: September 20, 2016 vs. Arizona

Stolen Bases: 1 (16 times), last: August 28, 2016 at Miami

Hitting Streak: 8, September 14 to 22, 2014

Hitless Streak (At Bats): 34, June 30 to September 26, 2011

Game Ending RBI: 4, July 30, 2016 vs. Cincinnati (home run); August 17, 2014 vs. Los Angeles-AL (single); August 12, 2014 vs. Tampa Bay (walk); June 6, 2009 vs. Chicago-NL (fielders choice).

Grand Slams: None.

Pinch-Hit Home Runs: 2, June 12, 2010 at San Francisco (Barry Zito);

July 30, 2009 vs. San Diego (Ekstrom)

Inside-The-Park Home Runs: None.

Lead Off Home Runs: 1, May 3, 2013 at New York-AL (CC Sabathia).

**INFIELDER****Height/Weight:** 5-8 / 185**Bats/Throws:** Left / Right**Birthdate:** October 12, 1994**Opening Day Age:** 22**Birthplace/Resides:** Tacoma, Washington / Chapel Hill, North Carolina**Major League Service:** None**Obtained:** Acquired from Washington for Marc Rzepczynski and cash, August 25, 2016**Contract Status:** First year of a one-year contract through 2017**NON-ROSTER INVITEE****CAREER HIGHLIGHTS**

Was selected by Washington in the 13th round of the 2015 draft and was traded to Oakland Aug. 25, 2016 for Marc Rzepczynski and cash...is a .326 (230-for-706) hitter with 42 doubles, six triples 11 home runs and 85 RBI in 175 games over two professional seasons...also has 24 stolen bases...has struck out just 58 times in 762 plate appearances, an average of 13.14 plate appearances per strikeout...has played in 138 games at second base, 12 at shortstop and one at third base...led all of minor league baseball with 177 hits in 2016...was named MVP of the Southern League All-Star Game in 2016...played in the Arizona Fall League following the 2016 season.

2016 HIGHLIGHTS

Led all of minor league baseball with 177 hits after batting .331 with 32 doubles, two triples, nine home runs and 71 RBI in 129 games with Single-A Hagerstown and Single-A Potomac in the Washington organization and Single-A Stockton and Double-A Midland in the A's organization...his batting average ranked ninth among all full season minor leaguers...also stole 22 bases...struck out just 42 times, an average of 13.7 plate appearances per strikeout...began the season at Hagerstown where he hit .326 in 67 games...was promoted to Potomac June 27 and batted .341 in 54 games...combined for a .333 batting average with the two clubs and led the Nationals farm system in batting...was traded to the A's Aug. 25 in the Marc Rzepczynski deal and went 1-for-9 (.111) in two games with Stockton and 9-for-23 (.391) in six games with Midland for a .313 average in eight games in the Oakland farm system...had 57 multiple hit games, including 13 three-hit games, one four-hit game and two five-hit games...hit .344 (135-for-392) with 40 of his 43 extra base hits against right-handed pitching compared to .295 (42-for-142) against left-handers...slugged .490 against righties, .338 against lefties...had a .311 batting average with runners in scoring position, but that dropped to .237 with RISP and two outs...appeared in 108 games at second base and two at shortstop (both with Potomac)...committed 12 errors as a second baseman for a .974 fielding percentage...did not have an error in three chances at shortstop...also hit .273 in 19 games as the designated hitter...saw his most action with 94 games batting second in the order.

MINORS: Started the year at Hagerstown and had three games of four or more hits in the first month of the season...went 4-for-4 with a walk and a season-high three runs April 13 against Lakewood...was a perfect 5-for-5 with three runs scored, two doubles, a season-high five RBI and two stolen bases April 19 at Lakewood...stole a season-high three bases April 24 against Hickory...had an 11-game hitting streak from April 27 to May 8 (19-for-46, .413)...collected his second five-hit game in a span of nine games when he went 5-for-6 at Asheville April 28...went nine consecutive games (41 plate appearances) without a strikeout from April 28 to May 7...doubled and drew a season-high four walks April 30 against Rome...ended up batting .364 in 22 games in April and was a perfect 9-for-9 in stolen base attempts...added 12 walks for a .441 on-base percentage...went 12 games (58 plate appearances) without a strikeout from May 30 to June 11...equaled his season high in runs (3) and doubles (2) on June 17 in the first game of a doubleheader against Greenville...was named to the South Atlantic League Midseason All-Star Team and earned SAL All-Star Game MVP honors after going 2-for-3 with a double and two RBI for the North Division in a 2-1 win on June 21 at Lexington...went 2-for-5 with four RBI in his final game with Hagerstown on June 26 at Lexington...was transferred to Potomac June 27 and hit safely in each of his first 16 games with the Nationals, which tied for the fourth longest hitting streak in the Carolina League in 2016...went 32-for-75 (.427) during the streak...had hit safely in each of his final two games with Hagerstown, giving him an 18-game hitting streak overall...had two streaks of

seven consecutive multiple hit games during the streak (June 25-July 2 and July 6-13)...combined to hit .393 in 21 games with Hagerstown and Potomac in June...the batting average ranked eighth among all full season minor leaguers in the month...had his third and final multi-steal game of the season July 4 when he stole two bases against Wilmington...drove in four runs July 28 at Carolina...batted .333 in 29 games in July...was traded to the A's on Aug. 25 for Marc Rzepczynski and cash and was assigned to Stockton where he went 1-for-9 in two games...was moved up to Midland Aug. 31 and hit .391 in six regular season games...then batted .235 (8-for-34) with five runs, three doubles and five RBI in eight postseason games for the Texas League Champion RockHounds...played for Mesa in the Arizona Fall League following the season and hit .278 with 10 RBI in 13 games.

CAREER

2015—Made his professional debut with Auburn and hit .308 with two home runs and 14 RBI in 46 games...struck out 16 times, an average of 11.63 plate appearances per strikeout...batted .331 with both of his home runs, 13 of his 14 RBI and 12 of his 13 walks against right-handed pitching compared to .212 against left-handers...had an .878 OPS against righties, .478 against lefties...had a .260 batting average with the bases empty, .368 with runners on...hit .313 with runners in scoring position but that mark dropped to .167 with RISP and two outs...batted .361 with both of his home runs in the first inning...appeared in 30 games at second base, 10 at shortstop and one at third base...committed four errors as a second baseman (.966 fielding percentage) and one as a shortstop (.978)...also hit .308 in eight games as the designated hitter...saw his most playing time in the second spot in the batting order, where hit .315 with both of his home runs...went 1-for-4 with two walks and a stolen base in his debut July 1 at Williamsport...his first RBI came in a 3-for-6 performance at Batavia July 10...went 10 consecutive games without a strikeout from July 20 to Aug. 10...had an 11-game hitting streak from Aug. 7 to 20...went 16-for-44 (.364) with six doubles during the streak...had his first career four-hit game Aug. 13 at Tri-City when he was 4-for-5 with two doubles and three runs scored...it was his second two-double game and the three runs were also a season high...went 15-for-35 (.429) with six multiple hit games during an eight-game hitting streak from Aug. 22 to 30...was homerless over his first 37 games before connecting for his first round-tripper Aug. 28 at State College...homered again and drove in a season-high three runs Sept. 1 at Williamsport...homered twice over his final nine games...hit .352 in 22 games in August.

PERSONAL/MISCELLANEOUS

Max W. Schrock was originally signed by Nationals scout Paul Faulk...graduated from Cardinal Gibbons High School...attended the University of South Carolina...was a second team Freshman All-America section by *Baseball America* and the NCBWA in 2013...earned second team All SEC honors in 2015.

LIFETIME PLAYING RECORD

| Year | Club | AVG | G | AB | R | H | 2B | 3B | HR | RBI | SH | SF | HP | BB | SO | SB | CS | SLG | OBP | E |
|----------------------------|------------|-------------|------------|------------|------------|------------|-----------|----------|-----------|-----------|----------|----------|----------|-----------|-----------|-----------|----------|-------------|-------------|-----------|
| 2015 | Auburn | .308 | 46 | 172 | 31 | 53 | 10 | 4 | 2 | 14 | 0 | 1 | 0 | 13 | 16 | 2 | 1 | .448 | .355 | 5 |
| 2016 | Hagerstown | .326 | 67 | 270 | 46 | 88 | 20 | 2 | 4 | 39 | 0 | 3 | 4 | 22 | 20 | 15 | 3 | .459 | .381 | 8 |
| | Potomac | .341 | 54 | 232 | 30 | 79 | 11 | 0 | 5 | 29 | 0 | 0 | 3 | 9 | 22 | 7 | 2 | .453 | .373 | 4 |
| | Stockton | .111 | 2 | 9 | 0 | 1 | 0 | 0 | 0 | 0 | 0 | 0 | 0 | 0 | 0 | 0 | 0 | .111 | .111 | 0 |
| | Midland | .391 | 6 | 23 | 3 | 9 | 1 | 0 | 0 | 3 | 0 | 1 | 0 | 0 | 0 | 0 | 1 | .435 | .375 | 0 |
| Minor League Totals | | .326 | 175 | 706 | 110 | 230 | 42 | 6 | 11 | 85 | 0 | 5 | 7 | 44 | 58 | 24 | 7 | .449 | .369 | 17 |

CAREER TRANSACTIONS

2012 — Selected by the Arizona Diamondbacks organization in the 28th round of the First-Year Player Draft; did not sign. **2015** — Selected by the Washington Nationals organization in the 13th round of the First-Year Player Draft. **2016** — Traded to the Oakland Athletics for pitcher Marc Rzepczynski and cash, August 25.

**INFIELDER****Height/Weight:** 6-0 / 195**Bats/Throws:** Right / Right**Birthdate:** September 17, 1990**Opening Day Age:** 26**Birthplace/Resides:** San Francisco, California / Oakland, California**Major League Service:** 2 years, 118 days**Obtained:** Acquired from the Chicago White Sox with Chris Bassitt, Josh Phegley and Rangel Ravelo for Jeff Samardzija and Michael Ynoa, December 9, 2014**Contract Status:** First year of a one-year contract through 2017**CAREER HIGHLIGHTS**

The East Bay native is a .247 hitter with 42 home runs and 120 RBI in 314 games in two seasons with the A's after batting .240 with eight home runs and 35 RBI in 85 games in two seasons with the White Sox...the 42 home runs over the last two years are the most by a Major League shortstop...was originally selected by Chicago (AL) in the sixth round of the 2011 draft out of Cal...hit 27 home runs in 2016 to become the fifth shortstop in Athletics history with 20 home runs...set an Oakland record with a Major League leading 35 errors in 2015...was named to *Baseball America's* Minor League All-Star Team in 2013...was also named Southern League Most Valuable Player after leading the league in on-base percentage (.420) and runs scored (90) at Birmingham...played for Glendale in the Arizona Fall League in 2013...was ranked as the No. 5 Prospect in the White Sox system by *Baseball America* prior to the 2014 season.

2016 HIGHLIGHTS

Played in all but three games and batted .238 with 27 home runs and 75 RBI in 159 games...is the fifth shortstop in Athletics history to hit 20 home runs (Miguel Tejada five times, Eddie Joost twice, Bobby Crosby and Bert Campaneris once) and his 27 home runs tied for fourth in Athletics history by a shortstop...they were the most since Miguel Tejada had 27 in 2003...tied Trevor Story (COL) for the most home runs in the majors by a shortstop...they were second most in the American League over the last 12 years (30, J.J. Hardy, Baltimore in 2011)...has 42 home runs over the last two years, which are the most in the majors by a shortstop...his 75 RBI ranked fifth among AL shortstops and sixth in Oakland history...led the A's with 51 walks, which were the fewest by a team-leader in Oakland history (previous: 53, Mitchell Page in 1978)...also topped the club in games and at bats (568)...had career highs in games, at bats, runs (72), doubles (27), home runs, RBI, walks, strikeouts (139), slugging percentage (.435), OPS (.735) and extra base hits (56)...tied for eighth in the AL in games played (159) and the only games he missed were for the birth of his son, Isaiah...was successful in 10-of-12 (83.3%) stolen base attempts...committed 21 errors, which tied Ketel Marte (SEA) for the Major League lead among shortstops, after setting an Athletics record with a ML leading 35 errors in 2015...is the first player to lead ML shortstops in errors in consecutive seasons since Starlin Castro (2011-13) but is the first AL shortstop to do it since Angel Berroa (2003-04)...also led ML shortstops in double plays (109), total chances (733), putouts (235) and assists (477) and ranked second in games (159)...the 109 double plays ranked fourth most in Oakland history by a shortstop...has 311 games played at shortstop in two seasons with the A's, which is already tied for ninth most in Oakland history...hit .257 (38-for-148) with 11 home runs against left-handed pitching (13.45 at bats per home run) compared to .231 (97-for-420) with 16 home runs against right-handers (26.25 at bats per home run)...slugged .514 against lefties, .407 against righties...tied for fourth in the AL in home runs against lefties and had the fifth lowest batting average against righties...his career splits are .288 (115-for-400) with 20 home runs a .493 slugging percentage against lefties, .229 (235-for-1024) with 30 home runs and a .380 slugging percentage against righties...batted .286 with runners on base compared to .205 with the bases empty...hit .290 with runners in scoring position but was 1-for-9 (.111) with the bases loaded...is 7-for-38 (.184) in his career with the bases full...hit .188 with a .229 on-base percentage when leading off an inning...the on-base percentage was third lowest in the AL...slugged nine home runs batting ninth, which tied for the Major League lead (Chirinos, TEX) and tied the Athletics franchise record (Hernandez, 2000)...hit seven home runs in the eighth inning, which tied the Oakland record (McGwire, 1992; Canseco, 1997) and tied for second in the majors...tied for sixth in the AL in home runs in the seventh inning or later (12) and tied for seventh in home runs with two strikes (13)...started games at every spot in the order except clean-up...led the A's with 51 starts batting seventh and 31 batting ninth...

ted for third in the AL in reaching base on an error (8), had the ninth lowest percentage of swings at the first pitch (17.7%) and ranked 10th in most pitches per plate appearance (4.16).

OAKLAND: Made his third straight Opening Day start April 4 against Chicago (AL), his second straight at shortstop with the A's...reached base safely in each of his first four game to extend his career-high reaching base streak to 27 games dating back to Sept. 6, 2015...batted .273 with 14 walks and a hit by pitch (.379 on-base percentage) during the streak, which ended with a 0-for-4 performance at Seattle April 8...had his second career two-homer game April 12 against Los Angeles (AL)...his first came on May 10, 2015 at Seattle...hit six home runs in April, which was the second best April home run total by an Athletic over the last 10 years (Donaldson, 7 in 2014)...it was the first time he hit more than three home runs in a month in his career...also homered six times in June and July...his average was under .200 as late as May 3 (.195), but he hit .275 over his next 50 games from May 4 to June 29 to raise his average to .249...was unable to lift it over .250 as he batted .197 over his next 32 contests through Aug. 6...had a streak of nine consecutive games with both a hit and run scored from June 23 to July 1...went 12-for-36 (.333) with 13 runs scored, five home runs and 12 RBI during the streak, which tied for the third longest such streak in Oakland history...it was the longest since Terrence Long had a 10-game streak (June 13-24, 2000)...the nine-game hitting streak matched his career high (Aug. 4-14, 2015)...the nine-game streak with a run scored was the best by an Athletic since Nick Swisher had a 10-game streak from Sept. 5-15, 2007...matched his career high with four RBI June 27 at San Francisco and Sept. 15 at Kansas City and now has four career four-RBI games...hit .283 in June, which was his best single-month mark of 2016...then batted .191 in July, which was his lowest mark of the year and fifth lowest in the AL...is a .188 (33-for-176) career hitter in July, which is his worst mark for any month of the season...stole two bases July 19 against Houston, the second two-steal game of his career (May 9, 2015 at Seattle)...started each of the first 96 games through July 21, which was the longest season-opening streak by an Athletic since Miguel Tejada started all 162 games in 2003...hit his 23rd home run of the season in his 111th game on Aug. 7...then went homerless in each of his next 28 contests from Aug. 8 to Sept. 11 and homered just four times over his final 48 games...went 4-for-4 against Seattle Aug. 12, his third career four-hit game...had another four-hit game against the Mariners on Oct. 1 at Seattle...made his first career start batting third Aug. 21 at Chicago (AL) and went 2-for-4...was placed on the paternity list August 24 and missed three games for the birth of his son, Isaiah...that snapped his consecutive games played streak at 126, which was the longest by an Athletic since Miguel Tejada set the Athletics record with a 594-game streak from June 2, 2000-Sept. 28, 2003...returned to the A's Aug. 26 and hit .229 with four home runs and 20 RBI in 35 games following his return...three of the home runs and 13 of the RBI came over a six-game stretch from Sept. 12 to 17.

CAREER

2015—Batted .257 with 15 home runs and 45 RBI in a team-leading 155 games in his first full season in the majors...started the year strong and finished strong but struggled in between...hit .314 with six home runs and 15 RBI over his first 40 games through May 18, .195 with two home runs and seven RBI over a 63-game stretch from May 19 to July 31, and .283 with seven home runs and 23 RBI over his final 52 contests...committed a Major League leading 35 errors to set an Oakland record for errors in a season...broke the previous mark of 34 set by Bert Campaneris in 1968...the errors were the most by an Athletic since Campaneris had 35 with the Kansas City A's in 1965 and they were the most by an A's shortstop since Dick Howser had 38 in 1961...they were the most by a Major League shortstop since Jose Valentin had 36 with Chicago (AL) in 2000...had a .947 fielding percentage, which was the lowest by an A's shortstop since Campaneris had a mark of .938 in 1965 and the lowest by an American League shortstop since Mike Caruso fielded .944 with Chicago in 1998...committed 28 errors in 89 games at shortstop before the All-Star Break but just seven in 63 games after the break...batted .329 against left-handed pitching compared to .230 against right-handers...his average against lefties ranked seventh in the AL...tied for second among AL shortstops with 15 home runs (Correa, HOU 22)...tied for fourth in the AL with six home runs batting ninth...hit 13 of his 15 home runs at night, 10 on the road and 10 with the bases empty...had a .208 batting average with runners in scoring position and was 4-for-23 (.174) with the bases loaded...batted .294 with 10 of his 15 home runs against AL West competition, .223 against everyone else...ranked second in the AL in highest line drive percentage (29.6%), sixth in most at bats per RBI (12.36) and tied for seventh in stolen bases off a left-handed pitcher (6)...was 6-for-7 (85.7%) in stolen base attempts against lefties, 5-for-9 (55.6%) against righties...appeared exclusively at shortstop on defense where he played in 152 games, including 147 starts...ranked third among AL shortstops in double plays (99) and fourth in total chances (656)...also went 3-for-7 (.429) with a double, triple and

walk as a pinch hitter...led the A's with 50 starts batting ninth and 43 starts hitting eighth...hit in every spot in the order except third, fourth and fifth...had his first of four two-error games April 21 at Los Angeles (AL), giving him six errors in the first 15 games...then had a season-high 16-game errorless streak from April 22 to May 8...had the first two-double game of his career April 29 against Los Angeles (AL)...had the first two steal game of his career May 9 at Seattle but also made two errors...that started a 33-game stretch through June 14 where he committed 16 errors, including two more two-error games (May 17 vs. Chicago-AL and June 14 at Los Angeles-AL)...connected for the first two-homer game of his career May 10 at Seattle with a pair of solo home runs off Felix Hernandez...it was the first two-homer game by an A's shortstop since May 21, 2004 (Bobby Crosby vs. Kansas City)...homered again May 12 against Boston but then had a career-high 45-game homerless streak before hitting his next home run July 2 against Seattle...slugged a solo home run in the seventh inning Aug. 1 against Cleveland to snap a career-high streak of 17 consecutive games without an RBI...had a career-high nine-game hitting streak from Aug. 4 to 14...was 14-for-31 (.452) with two doubles, one triple, one home run and five RBI during the streak...hit .299 with three home runs and 13 RBI in 25 games in August...the batting average was the highest single-month mark of his career...went 0-for-3 Sept. 5 against Seattle...then reached base safely via hit or walk in each of his final 23 games beginning Sept. 6, which was an A's season high...hit .266 with a .370 on-base percentage during the streak...matched his season high with a 16-game errorless streak from Sept. 12-30...tripled Sept. 22 against Texas, his fifth triple of the season at the Coliseum...that tied the Coliseum record for most triples in a season (sixth time, last: Crisp in 2012).

2014—Made his first Opening Day roster with the White Sox and batted .234 with six home runs and 28 RBI in 64 games over two stints with Chicago...had a .218 batting average, three home runs and 18 RBI in 43 games when he was optioned to Triple-A Charlotte June 1...hit .267 with 15 home runs and 52 RBI in 83 games with the Knights before returning to Chicago Sept. 2...batted .273 with three home runs and 10 RBI in 21 games September games with the Sox...struck out 70 times in 255 plate appearances overall, an average of 3.64 plate appearances per strikeout...hit .271 with three home runs against left-handed pitching compared to .212 with three home runs against right-handers...batted .304 with three of his six home runs with runners on base, .187 with the bases empty...had a .333 batting average with runners in scoring position...slammed four of his six home runs at home...four were go-ahead shots in the sixth inning or later, which tied for the second most in the American League and tied for sixth most in the majors...hit .281 with five home runs and 16 RBI in 23 day games, .204 with one home run and 12 RBI in 41 contests at night...had a .323 batting average in 10 interleague games...was 7-for-13 (.538) when putting the first pitch in play...started 31 games at third base, 25 at second base and one at shortstop...committed 10 errors as a third baseman for a .896 fielding percentage, and four at shortstop for a .970 fielding percentage...did not make an error in three games overall at shortstop...went 3-for-3 with a double, walk and two RBI in four pinch hitting appearances...started games at every spot in the order except third, fourth and fifth and saw his most playing time with 27 starts batting second...was the White Sox Opening Day starter at second base March 31 against Minnesota and went 0-for-4...went 0-for-6 the next game but then connected on the go-ahead home run in the eighth inning against the Twins April 3 for his first hit of the season...it snapped a career-high 0-for-17 streak dating back to 2013...had a career-high four hits April 8 at Colorado...joined Avisail Garcia (also four hits) as the first Sox teammates, 23 or younger, to collect four hits in the same game since Harold Baines and Harry Chappas on April 20, 1980 at Baltimore (Source: Stats, Inc.)...started in the leadoff spot April 20 at Texas and had his second career four-hit game while driving in a career-high four runs...matched his career high for RBI three games later at Detroit April 23 when he hit his first career grand slam, a game-winning shot in the seventh inning off Ian Krol in the Sox 6-4 win...hit the game-winning, RBI double in the 12th inning May 5 at Chicago (NL)...was optioned to Charlotte June 1 but returned Sept. 2 when the Knights season concluded...hit the game-winning, solo home run in the sixth inning Sept. 11 against Oakland...became the first White Sox number nine hitter to homer in a 1-0 win since Early Wynn on May 1, 1959 against Boston...joined the Knights June 2 and from that point through the end of the season, he led the International League in walks (53)...also ranked second in extra base hits (38) and tied for second in runs (152)...batted .321 against left-handed pitching compared to .249 against right-handers...hit 10 of his 15 home runs at home...10 were solo shots and seven came in the first inning...his average improved each month as he hit .188 in June, .286 in July and .326 in August...added 23 walks in 28 games in August for a .463 on-base percentage...appeared in 42 games at shortstop, 17 at third base, 11 in left field, eight at second base and seven at designated hitter...committed six errors, including five as a shortstop (.973 fielding percentage) and one as a third baseman (.981)...batted .327 as a shortstop, .212 at all other

positions...saw his most action with 45 games from the three spot in the order...went 21-for-57 (.368) over a 14-game stretch from July 5 to 21...reached base safely in 24 consecutive games from Aug. 5 to 30...hit .370 with a .500 on-base percentage over that stretch...went 15-for-30 (.500) with three home runs and seven RBI during an eight-game hitting streak from Aug. 18-25.

2013—Began the season by making his Double-A debut at Birmingham but finished it by making his Major League debut with Chicago in September...was selected from Triple-A Charlotte Sept. 3 and hit .261 with two home runs and seven RBI in 21 games with the White Sox...batted .298 with both of his home runs at home...hit .364 when leading off an inning and .313 with runners in scoring position...started 13 games at third base, three at shortstop and one at second base...batted .346 over his first eight games, .209 over his final 13 contests...started at third base in his ML debut Sept. 4 at New York (AL) and went 2-for-4 with a RBI...singled off CC Sabathia in the top of the second for his first ML hit...connected for his first home run Sept. 23 against Toronto, a two-run shot off J.A. Happ...was named to *Baseball America's* Minor League All-Star Team after coming to hit .283 with 19 home runs, 66 RBI and 110 runs scored in 137 games with Birmingham and Charlotte...added 98 walks for a .401 on-base percentage...led the minors in runs scored and ranked sixth in walks...tied for second among White Sox farmhands in home runs...hit .290 with 15 home runs and 49 RBI in 105 games with Birmingham and was named Southern League Most Valuable Player after leading the league in on-base percentage (.420) and runs scored (90)...also ranked second in slugging (.483), tied for second in walks (84) and third in batting (.290)...was also named the Best Utility Player in the SL and was selected to the Midseason and Postseason All-Star team...combined with both clubs to bat .354 against left-handed pitching...batted .310 with 12 home runs and 37 RBI in 58 games from July 1 until his September promotion to Chicago...had a .317 batting average and .441 on-base percentage when leading off an inning...appeared in 73 games at shortstop, 41 at second base and 23 at third base...committed 19 errors as a shortstop (.938 fielding percentage), eight as a second baseman (.956) and one as a third baseman (.986)...hit first 93 times and second in 44 contests...reached base safely in 26 consecutive games from June 29 to July 28, which was the third longest streak in the SL...hit .372 with a .516 on-base percentage during the streak...was named SL Batter-of-the-Week for the period of July 22 to 28...went 14-for-24 (.583) with 12 runs scored, three doubles, one triple, three home runs, 11 RBI and 12 walks (.722 on-base percentage) in seven games...had his lone two-homer game of the season July 22 against Chattanooga and had four-hit games on July 24 and 26 against Mobile...homered and walked a season-high four times against Mobile on the 27th...hit .372 with eight home runs and 20 RBI in 26 games in July...added 29 walks for a .524 on-base percentage...slugged .745 and had a 1.269 OPS...was promoted to Charlotte Aug. 1 and hit .264 with four home runs and 17 RBI in 32 games with the Knights...played for Glendale in the Arizona Fall League following the season and batted .156 with two home runs and eight RBI in 21 games...played for the West in the AFL Fall Stars Game...was rated as the Best Defensive Second Baseman and possessing the Best Strike-Zone Judgement in the Southern League by *Baseball America*...also ranked as the No. 5 Prospect in the White Sox system and as possessing the Best Strike-Zone Discipline by the magazine.

2012—Spent his first full professional season at Single-A Winston-Salem where he batted .273 with 14 home runs and 59 RBI in 107 games...had his season interrupted by three stints on the disabled list...was out from May 23 to June 1 (strained back), June 14 to 20 (strained right hamstring) and July 28 to Aug. 3 (lacerated left knee)...despite the missed playing time, he tied for second in the Carolina League in extra base hits (50), ranked third in runs scored (80) and fifth in slugging percentage (.471) and walks (55)...ranked third in the White Sox farm system in doubles (31), tied for fourth in extra base hits and fifth in runs...hit .316 with 10 home runs in 114 at bats against left-handed pitching (.667 slugging percentage)...appeared in 80 games at shortstop and 24 at second base...committed 19 errors as a shortstop (.943 fielding percentage) and five as a second baseman (.959)...had an 18-game hitting streak from April 23 to May 12, which tied for second longest in the CL...hit .342 with 19 RBI and 16 runs scored during the streak...had a grand slam April 25 against Potomac...reached base safely in 28 consecutive games from July 16 to Aug. 22, which tied for the third longest reaching base streak in the CL...hit .325 with a .421 on-base percentage during the streak...went 5-for-25 (.200) with two doubles, two home runs and four RBI in seven postseason games for the Dash.

2011—Batted .253 with three home runs and 26 RBI in 60 games in his professional debut with Single-A Kannapolis of the South Atlantic League...hit .287 against right-handed pitching compared to .176 against left-handers...had a .202 average with the bases empty compared to .314 with runners on...

appeared in 55 games at shortstop and four at second base...hit safely in each of his first six games as a professional (11-for-29, .379)...connected for his first home run July 5 at Greensboro.

PERSONAL/MISCELLANEOUS

Marcus Andrew Semien was originally signed by White Sox scout Adam Virchis...he and his wife, Tarah, have a son, Isaiah...graduated from St. Mary's High School in Berkeley, Calif. in 2008...attended the University of California-Berkeley...earned Honorable Mention All-Pac-10 honors in 2010...helped lead Cal to the College World Series in 2011...was the A's recipient of the MLBPA Heart and Hustle Award in 2016, which honors active players who demonstrate a passion for the game of baseball and best embody the values, spirit and traditions of the game.

LIFETIME PLAYING RECORD

| Year | Club | AVG. | G | AB | R | H | 2B | 3B | HR | RBI | SH | SF | HP | BB | SO | SB | CS | SLG | OBP | E |
|------------------|---------------|-------------|------------|-------------|------------|------------|-----------|-----------|-----------|------------|----------|----------|----------|------------|------------|-----------|----------|-------------|-------------|-----------|
| 2011 | Kannapolis | .253 | 60 | 229 | 35 | 58 | 15 | 2 | 3 | 26 | 6 | 3 | 2 | 22 | 53 | 3 | 4 | .376 | .320 | 16 |
| 2012 | Winston-Salem | .273 | 107 | 418 | 80 | 114 | 31 | 5 | 14 | 59 | 6 | 3 | 5 | 55 | 97 | 11 | 5 | .471 | .362 | 24 |
| 2013 | Birmingham | .290 | 105 | 393 | 90 | 114 | 21 | 5 | 15 | 49 | 2 | 0 | 4 | 84 | 66 | 20 | 5 | .483 | .420 | 20 |
| | Charlotte | .264 | 32 | 125 | 20 | 33 | 11 | 1 | 4 | 17 | 0 | 2 | 1 | 14 | 24 | 4 | 0 | .464 | .338 | 8 |
| | CHICAGO (AL) | .261 | 21 | 69 | 7 | 18 | 4 | 0 | 2 | 7 | 0 | 1 | 0 | 1 | 22 | 2 | 2 | .406 | .268 | 3 |
| 2014 | CHICAGO (AL) | .234 | 64 | 231 | 30 | 54 | 10 | 2 | 6 | 28 | 2 | 0 | 1 | 21 | 70 | 3 | 0 | .372 | .300 | 14 |
| | Charlotte | .267 | 83 | 303 | 57 | 81 | 20 | 3 | 15 | 52 | 0 | 5 | 5 | 53 | 59 | 7 | 2 | .502 | .380 | 6 |
| 2015 | OAKLAND | .257 | 155 | 556 | 65 | 143 | 23 | 7 | 15 | 45 | 1 | 1 | 1 | 42 | 132 | 11 | 5 | .405 | .310 | 35 |
| 2016 | OAKLAND | .238 | 159 | 568 | 72 | 135 | 27 | 2 | 27 | 75 | 1 | 1 | 0 | 51 | 139 | 10 | 2 | .435 | .300 | 21 |
| ML Totals | | .246 | 399 | 1424 | 174 | 350 | 64 | 11 | 50 | 155 | 4 | 3 | 2 | 115 | 363 | 26 | 9 | .412 | .302 | 73 |

CAREER TRANSACTIONS

2008 — Selected by the Chicago White Sox organization in the 34th round of the First-Year Player Draft; did not sign. **2011** — Selected by the Chicago White Sox organization in the 6th round of the First-Year Player Draft. **2014** — Traded to the Oakland Athletics with pitcher Chris Bassitt, catcher Josh Phegley and infielder Rangel Ravelo for pitchers Jeff Samardzija and Michael Ynoa, December 9. **2016** — On paternity list, August 24 to 25.

VS. THE AMERICAN LEAGUE

| 2016 | | | | | CAREER | | | | | |
|------|----|----|----|-----|-------------|------|-----|----|----|-----|
| AVG. | AB | H | HR | RBI | vs. TEAM | AVG. | AB | H | HR | RBI |
| .240 | 25 | 6 | 1 | 3 | Baltimore | .255 | 51 | 13 | 2 | 8 |
| .136 | 22 | 3 | 0 | 1 | Boston | .183 | 60 | 11 | 1 | 2 |
| .300 | 20 | 6 | 0 | 1 | Chicago | .294 | 51 | 15 | 1 | 3 |
| .250 | 12 | 3 | 1 | 1 | Cleveland | .232 | 82 | 19 | 3 | 4 |
| .217 | 23 | 5 | 1 | 3 | Detroit | .200 | 90 | 18 | 2 | 10 |
| .273 | 66 | 18 | 3 | 7 | Houston | .281 | 135 | 38 | 6 | 14 |
| .222 | 27 | 6 | 2 | 11 | Kansas City | .189 | 95 | 18 | 4 | 15 |
| .250 | 64 | 16 | 6 | 13 | Los Angeles | .265 | 136 | 36 | 8 | 16 |
| .273 | 22 | 6 | 1 | 3 | Minnesota | .253 | 83 | 21 | 2 | 7 |
| .115 | 26 | 3 | 0 | 1 | New York | .213 | 61 | 13 | 1 | 5 |
| — | 0 | 0 | 0 | 0 | Oakland | .154 | 13 | 2 | 1 | 1 |
| .243 | 70 | 17 | 2 | 5 | Seattle | .281 | 135 | 38 | 7 | 18 |
| .190 | 21 | 4 | 1 | 1 | Tampa Bay | .197 | 66 | 13 | 2 | 7 |
| .274 | 73 | 20 | 3 | 9 | Texas | .278 | 151 | 42 | 3 | 18 |
| .100 | 20 | 2 | 1 | 1 | Toronto | .231 | 39 | 9 | 2 | 3 |

VS. THE NATIONAL LEAGUE

| 2016 | | | | | CAREER | | | | | |
|------|----|---|----|-----|---------------|------|----|---|----|-----|
| AVG. | AB | H | HR | RBI | vs. TEAM | AVG. | AB | H | HR | RBI |
| — | 0 | 0 | 0 | 0 | Arizona | .294 | 17 | 5 | 0 | 2 |
| — | 0 | 0 | 0 | 0 | Atlanta | — | 0 | 0 | 0 | 0 |
| .400 | 10 | 4 | 1 | 2 | Chicago | .333 | 21 | 7 | 1 | 4 |
| .333 | 12 | 4 | 1 | 2 | Cincinnati | .333 | 12 | 4 | 1 | 2 |
| — | 0 | 0 | 0 | 0 | Colorado | .320 | 25 | 8 | 0 | 2 |
| — | 0 | 0 | 0 | 0 | Los Angeles | .200 | 15 | 3 | 0 | 2 |
| — | 0 | 0 | 0 | 0 | Miami | — | 0 | 0 | 0 | 0 |
| .214 | 14 | 3 | 0 | 3 | Milwaukee | .214 | 14 | 3 | 0 | 3 |
| — | 0 | 0 | 0 | 0 | New York | — | 0 | 0 | 0 | 0 |
| — | 0 | 0 | 0 | 0 | Philadelphia | — | 0 | 0 | 0 | 0 |
| .167 | 12 | 2 | 1 | 2 | Pittsburgh | .167 | 12 | 2 | 1 | 2 |
| .154 | 13 | 2 | 0 | 0 | St. Louis | .154 | 13 | 2 | 0 | 0 |
| — | 0 | 0 | 0 | 0 | San Diego | .267 | 15 | 4 | 0 | 1 |
| .313 | 16 | 5 | 2 | 6 | San Francisco | .188 | 32 | 6 | 2 | 6 |
| — | 0 | 0 | 0 | 0 | Washington | — | 0 | 0 | 0 | 0 |

MONTHLY BREAKDOWN

| 2016 | | | | | CAREER | | | | | |
|------|----|----|----|-----|-----------|------|-----|----|----|-----|
| AVG. | AB | H | HR | RBI | by MONTH | AVG. | AB | H | HR | RBI |
| — | 0 | 0 | 0 | 0 | March | .000 | 4 | 0 | 0 | 0 |
| .205 | 78 | 16 | 6 | 10 | April | .241 | 282 | 68 | 12 | 37 |
| .247 | 93 | 23 | 4 | 14 | May | .258 | 252 | 65 | 7 | 21 |
| .283 | 99 | 28 | 6 | 17 | June | .246 | 191 | 47 | 6 | 19 |
| .191 | 94 | 18 | 6 | 9 | July | .188 | 176 | 33 | 8 | 13 |
| .268 | 97 | 26 | 1 | 6 | August | .283 | 184 | 52 | 4 | 19 |
| .196 | 97 | 19 | 4 | 17 | September | .244 | 315 | 77 | 12 | 42 |
| .500 | 10 | 5 | 0 | 2 | October | .400 | 20 | 8 | 1 | 4 |

BATTING BREAKDOWN

| 2016 | | | | | CAREER | | | | | |
|------|-----|----|----|-----|-------------------|------|------|-----|----|-----|
| AVG. | AB | H | HR | RBI | by CATEGORY | AVG. | AB | H | HR | RBI |
| .235 | 268 | 63 | 10 | 24 | Home | .251 | 701 | 176 | 21 | 66 |
| .240 | 300 | 72 | 17 | 51 | Away | .241 | 723 | 174 | 29 | 89 |
| .243 | 206 | 50 | 8 | 23 | Day | .243 | 522 | 127 | 15 | 50 |
| .235 | 362 | 85 | 19 | 52 | Night | .247 | 902 | 223 | 35 | 105 |
| .242 | 306 | 74 | 19 | 47 | Pre-ASG | .243 | 803 | 195 | 30 | 87 |
| .233 | 262 | 61 | 8 | 28 | Post-ASG | .250 | 621 | 155 | 20 | 68 |
| .257 | 148 | 38 | 11 | 19 | vs. LHP | .288 | 400 | 115 | 20 | 50 |
| .231 | 420 | 97 | 16 | 56 | vs. RHP | .229 | 1024 | 235 | 30 | 105 |
| .290 | 124 | 36 | 6 | 49 | RISP | .263 | 338 | 89 | 11 | 106 |
| .111 | 9 | 1 | 0 | 4 | Bases Loaded | .184 | 38 | 7 | 1 | 20 |
| — | 0 | 0 | 0 | 0 | Pinch Hitter | .600 | 10 | 6 | 0 | 2 |
| — | 0 | 0 | 0 | 0 | Designated Hitter | .250 | 4 | 1 | 0 | 1 |

BALLPARK BREAKDOWN

| | AVG. | AB | H | HR | RBI |
|--------------------------|------|-----|-----|----|-----|
| AT&T Park | .167 | 18 | 3 | 1 | 5 |
| Angel Stadium | .254 | 71 | 18 | 5 | 11 |
| Busch Stadium | .154 | 13 | 2 | 0 | 0 |
| Camden Yards | .231 | 26 | 6 | 1 | 3 |
| Chase Field | .286 | 14 | 4 | 0 | 2 |
| Comerica Park | .217 | 60 | 13 | 2 | 9 |
| Coors Field | .462 | 13 | 6 | 0 | 2 |
| Dodger Stadium | .250 | 8 | 2 | 0 | 0 |
| Fenway Park | .190 | 21 | 4 | 0 | 1 |
| Globe Life Arlington | .238 | 84 | 20 | 2 | 10 |
| Great American Ball Park | .333 | 12 | 4 | 1 | 2 |
| Kauffman Stadium | .192 | 52 | 10 | 2 | 10 |
| Miller Park | .000 | 7 | 0 | 0 | 0 |
| Minute Maid Park | .290 | 69 | 20 | 4 | 9 |
| Oakland Coliseum | .251 | 549 | 138 | 15 | 50 |
| PETCO Park | .500 | 4 | 2 | 0 | 0 |
| Progressive Field | .154 | 39 | 6 | 1 | 1 |
| Rogers Centre | .200 | 15 | 3 | 0 | 0 |
| Safeco Field | .313 | 67 | 21 | 5 | 10 |
| Target Field | .250 | 32 | 8 | 1 | 1 |
| Tropicana Field | .267 | 30 | 8 | 2 | 5 |
| U.S. Cellular Field | .243 | 185 | 45 | 7 | 19 |
| Wrigley Field | .222 | 9 | 2 | 0 | 1 |
| Yankee Stadium | .192 | 26 | 5 | 1 | 4 |

FIELDING STATISTICS

Second Base

| YEAR | PCT. | G | PO | A | E | TC | DP |
|---------------|-------------|-----------|-----------|-----------|----------|------------|-----------|
| 2013 | 1.000 | 3 | 1 | 7 | 0 | 8 | 0 |
| 2014 | .970 | 26 | 51 | 78 | 4 | 133 | 23 |
| Totals | .972 | 29 | 52 | 85 | 4 | 141 | 23 |

Third Base

| YEAR | PCT. | G | PO | A | E | TC | DP |
|---------------|-------------|-----------|-----------|------------|-----------|------------|-----------|
| 2013 | .921 | 17 | 5 | 30 | 3 | 38 | 2 |
| 2014 | .896 | 33 | 14 | 72 | 10 | 96 | 9 |
| Totals | .903 | 50 | 19 | 102 | 13 | 134 | 11 |

Shortstop

| YEAR | PCT. | G | PO | A | E | TC | DP |
|---------------|-------------|------------|------------|------------|-----------|-------------|------------|
| 2013 | 1.000 | 3 | 7 | 13 | 0 | 20 | 0 |
| 2014 | 1.000 | 3 | 0 | 3 | 0 | 3 | 1 |
| 2015 | .947 | 152 | 214 | 407 | 35 | 656 | 99 |
| 2016 | .961 | 159 | 235 | 477 | 21 | 733 | 109 |
| Totals | .970 | 317 | 456 | 900 | 56 | 1412 | 209 |

SEMIEN'S CAREER BESTS

Hits: 4 (four times), last: October 1, 2016 at Seattle
Home Runs: 2 (twice), April 12, 2016 vs. Los Angeles (AL); May 10, 2015 at Seattle

Runs Batted In: 4 (four times), last: September 15, 2016 at Kansas City

Stolen Bases: 2 (twice), last: July 19, 2016 vs. Houston

Hitting Streak: 9 (twice), last: June 23 to July 1, 2016
Hitless Streak (At Bats): 17, September 29, 2013 to April 3, 2014

Game Ending RBI: None

Grand Slams: 1, April 23, 2014 at Detroit (Ian Krol)

Pinch-Hit Home Runs: None

Inside-The-Park Home Runs: None

Lead Off Home Runs: None

**RIGHT-HANDED PITCHER****Height/Weight:** 6-0 / 190**Bats/Throws:** Right / Right**Birthdate:** April 9, 1981**Opening Day Age:** 35**Birthplace/Resides:** Apple Valley, California / Hesperia, California**Major League Service:** 1 year, 54 days**Obtained:** Signed to a minor league contract, November 15, 2015**Contract Status:** First year of a one-year contract through 2017**NON-ROSTER INVITEE****CAREER HIGHLIGHTS**

Returned to the majors for the first time since 2010 with the A's last year...is now 1-0 with a 4.58 ERA in 63 career relief appearances with Boston (2008), Milwaukee (2009-10) and Oakland (2016)...saw his most action with the Brewers in 2009, compiling a 4.11 ERA in 35 relief appearances...was released by the Mariners organization May 19, 2011 and did not pitch professionally again until signing with the Wichita Wingnuts of the independent American Association in 2013...signed a minor league deal with San Diego June 27, 2014...is 54-55 with a 3.91 ERA (441 er in 1015.0 ip) in 301 career minor league appearances, including 152 starts, in a professional career that began with the Red Sox organization in 2002.

2016 HIGHLIGHTS

Began the season in the starting rotation at Triple-A Nashville but finished it in the bullpen with Oakland...was 6-8 with a 3.93 ERA in 22 starts with the Sounds when he was selected by the A's Aug. 7...had no decisions and a 2.92 ERA in 13 relief appearances with Oakland...it was his first Major League action since 2010 with Milwaukee...held the opposition to a .165 batting average but allowed almost as many walks (13) than hits (14) for a .270 on-base percentage...struck out 29 batters in 24.2 innings (10.58 per nine innings)...allowed a .151 (8-for-53) batting average against right-handed hitters compared to .188 (6-for-32) against left-handers...surrendered all five of his extra base hits (three doubles, two home runs) to righties for a .321 slugging percentage...both of his home runs were solo shots...yielded a .176 average with runners in scoring position, .103 with two outs and .058 with two strikes...now has a .192 (15-for-78) career average with RISP...first batters faced were 0-for-8 but he walked four and surrendered a sacrifice fly for a .308 on-base percentage...allowed 6-of-8 (75.0%) inherited runners to score and has allowed 14-of-32 (43.8%) to score in his career...did not yield a run in four outings on two days rest or fewer (7.0 ip)...compiled a 4.08 ERA in nine appearances on three days rest or more...surrendered six of his nine runs in the seventh inning for a 14.73 ERA...combined for a 0.69 ERA in the eighth and ninth innings...tossed at least one inning in each of his 13 appearances, including two or more six times...was selected from Nashville Aug. 7 and pitched a scoreless ninth inning that day against Chicago-NL (1 h, 1 so)...it was his first big league appearance since June 14, 2010...had a 2.57 ERA over his first five games but then allowed a career-high tying four runs in 2.2 innings Aug. 29 at Houston...matched his career-high with five strikeouts against the Astros, a total he would reach again on Sept. 3 against Boston...compiled a 5.56 ERA over his first seven games through Sept. 2...then allowed just one unearned run in a career-high tying 4.0 innings in the Sept. 3 contest against the Red Sox and logged a 0.68 ERA over his final six appearances...finished the season with a career-high 8.2 inning scoreless streak...walked a career-high four batters in 2.1 innings at Los Angeles (AL) on Sept. 28, his final outing of the season.

NASHVILLE: Went 6-8 with a 3.93 ERA and .239 opponents batting average in 22 starts with Nashville...ranked second in the Pacific Coast League in opponents batting average, sixth in strikeouts (121) and ninth in ERA...tied for third in the A's farm system in strikeouts and ranked 10th in innings pitched (130.2)...issued a minor league career-high 45 walks...led the Sounds in starts, innings pitched, strikeouts, runs (64) and walks...his opponents batting average included a .223 (49-for-220) mark against left-handed hitters compared to .252 (71-for-282) against right-handers...issued 33 of his 45 walks to lefties...allowed a .226 average with runners in scoring position, including .182 with RISP and two outs...opponents were 1-for-8 (.125) with the bases loaded...compiled a 2.05 ERA in the first and sec-

ond inning...had a 4.88 ERA from the third inning on...did not commit an error in 27 total chances in his 22 starts...the Sounds were 10-12 (.455) in his starting assignments...went 0-3 with a 7.65 ERA over his first four starts through April 23, his longest losing streak of the season...allowed a season-high six runs in 4.0 innings April 18 at Oklahoma City and then surrendered a season-high nine hits in his next start April 23 against New Orleans...picked up his first win of the season April 28 at Round Rock but lost his next two starts to run his record to 1-5 with a 5.21 ERA over his first seven starts...then tossed 7.0 scoreless innings for the win on May 14 against Fresno and went 5-3 with a 3.40 ERA over his final 15 starts...the victory against Fresno started his only winning streak of the season, a three-game streak over a five-start stretch from May 14 to June 7 (3.07 ERA)...walked a season-high four batters May 26 at Las Vegas but surrendered just two runs in 6.0 innings and picked up the win...struck out a season-high 10 batters in 5.2 innings May 31 against Round Rock...logged a 2.84 ERA in six starts in May but was just 2-2...did not allow a home run over a five-start stretch from June 17 to July 9 and surrendered just one home run over his final nine starts (54.1 innings)...matched his season-high with four runs walks June 23 at Iowa...yielded just one run in a season-high 8.0 innings to defeat Omaha on June 28...did not walk a batter and matched his season-high with 10 strikeouts...then tossed 7.0 scoreless innings, allowed just three hits and struck out nine in his next start on July 4 at Memphis but had a no decision in the Sounds 2-1 loss in 11 innings...equaled his season-high in runs allowed (6) in an 8-6 loss to New Orleans July 9...went over 1000 career innings pitched as a minor leaguer when he tossed 7.0 innings in a no decision against Omaha July 23...made his 300th career appearance in his next outing July 28 against Colorado Springs...allowed one run on three hits in six innings in a 2-1 win...tossed 6.0 scoreless innings in his final start on Aug. 3 at Colorado Springs, but had a no decision in a 4-1 Sounds loss.

CAREER

2015—Spent most of the season at Triple-A El Paso, where he went 5-7 with a 3.60 ERA in 22 starts...also had no decisions and a 0.90 ERA in two starts for Double-A San Antonio...combined for a 5-7 record and a 3.40 ERA in 24 starts...had a minor league career-high 132 strikeouts...was second in the Padres farm system in strikeouts and third in ERA...ranked second in the Pacific Coast League in strikeouts (121), fourth in opponents batting average (.251) and fifth in ERA...combined with both clubs for a .245 opponents batting average, including .222 against right-handed hitters compared to .275 against left-handers...surrendered seven of his 11 home runs and issued 28 of his 44 walks to lefties...nine of his 11 home runs were solo shots...allowed a .225 average with runners in scoring position...opponents had a .206 batting average and .239 on-base percentage when leading off an inning...was 1-for-20 (.050) with two RBI, four walks and 15 strikeouts as a hitter...tossed at least six innings in 15 of his 24 starts and allowed one run or fewer 10 times...began the season on the El Paso disabled list with a strained right rotator cuff...was reinstated May 6 and allowed a season-high seven runs in 4.1 innings for the loss that day at Fresno...then allowed one run or fewer in each of his next four starts (two with El Paso, two with San Antonio), but had no decisions and a 0.84 ERA over that span...was 0-1 with a 4.60 ERA in three Triple-A starts when he was sent to San Antonio following his May 16 start...had no decisions and a 0.90 ERA in two starts before returning to El Paso for good June 1...picked up his first win of the season June 9 at Las Vegas when he allowed a run in a season-high 7.0 innings...then went 0-4 with a 4.24 ERA over his next seven starts from June 15 to July 17 for his only losing streak of the season...compiled a 2.27 ERA in five starts in the month of June but was just 1-1...struck out a season-high 10 batters in 6.0 innings July 6 at Salt Lake...had his only winning streak of the season from July 22 to Aug. 18 when he went 3-0 with a 3.35 ERA over a six-start stretch...tossed a season-high tying 7.0 innings in four consecutive starts from July 22 to Aug. 7...was named PCL Pitcher of the Week for the week of July 27 to Aug. 2 after going 1-0 with a 1.93 ERA in two starts...struck out 14 and walked just two in 14.0 innings...had just two wins through the end of July but then went 3-1 with a 2.95 ERA in six starts in August...had a 2.53 ERA over his final four starts beginning Aug. 23 but was 1-2 over that stretch...made one postseason start for the Chihuahuas and took the loss in Game 2 of the PCL Semi-Finals (6.0 ip, 7 h, 4 r, 4 er, 1 bb, 3 so).

2014—Started the year with Sugar Land of the independent Atlantic League and was 6-0 with a 2.15 ERA in 12 games, including eight starts, when he signed a minor league deal with San Diego June 27...was assigned to Triple-A El Paso and went 2-1 with a 5.61 ERA in 14 games, including six starts, with the Chihuahuas...struck out 46 batters in 43.1 innings (9.55 strikeouts per nine innings)...allowed a .263 opponents batting average, including .213 against right-handed hitters compared to .304 against left-handers...surrendered all five of his home runs to lefties...had a .280 opponents slugging percentage against righties compared to .565 against lefties...was 0-1 with a 4.83 ERA in his six starts, 2-0 with

a 7.71 ERA in eight relief appearances...allowed 2-of-3 (66.7%) inherited runners to score...tossed a season-high 6.0 innings and struck out a season-high eight batters in his first appearance, a start against Tacoma June 28...left with a 6-1 lead but had a no decision in a 7-6 win...tossed 3.0 scoreless innings of relief for his first win July 8 at Albuquerque...was 1-0 with a 2.65 ERA over his first four games, including two starts, through July 12...then went 1-1 with a 7.52 ERA over his final 10 games, including four starts...pitched for Aragua in the Venezuelan Winter League following the season and went 4-3 with a 3.65 ERA in 11 games, including 10 starts.

2013—Signed with Wichita of the independent American Association and went 8-4 with a 3.55 ERA in 20 games, all starts...ranked fifth in the AA with 112 strikeouts...allowed just nine home runs in 132.0 innings, an average of 0.61 per nine innings...pitched for Anzoategui in the Venezuelan Winter League following the season and went 2-1 with a 3.67 ERA in 10 games, including nine starts...allowed a .255 opponents batting average, including .179 against right-handed hitters...yielded a .167 average with runners in scoring position.

2012—Did not pitch in 2012.

2011—Signed a minor league deal with Seattle following the 2010 season and began the year at Triple-A Tacoma...was 1-1 with two saves and a 6.75 ERA in 13 relief appearances when he was released on May 19...did not pitch the rest of the year...struck out 22 batters in 18.2 innings...allowed a .366 opponents batting average, including .294 against left-handed hitters compared to .417 against right-handers...opponents hit .283 with runners on base, .167 with runners in scoring position and .067 with RISP and two outs...tossed 2.1 scoreless innings in his final outing on May 14 at New Orleans (2 h, 3 so).

2010—Spent the majority of the season with Triple-A Nashville, going 4-3 with a 3.56 ERA and 26 saves in 47 relief appearances...led the Pacific Coast League in saves, tied for second among Triple-A relievers and tied for 12th among all minor leaguers...was 26-for-30 (86.7%) in save opportunities...allowed only one earned run in his first 14 appearances for a 0.71 ERA (12 saves)...had contract selected June 8 and made three relief appearances with the Brewers, logging a 5.40 ERA...was outrighted back to Triple-A June 19 and spent the remainder of the season with Nashville.

2009—Split the season between Triple-A Nashville and the Milwaukee Brewers...had two stints with the Brewers from June 4 to Aug. 9 and Sept. 1 through the end of the season...combined to go 0-0 with a 4.11 ERA and 35 strikeouts in 35 appearances for the Brewers...held opponents to a .232 batting average at the Big League level...was 2-0 with 17 saves and a 1.27 ERA in 28 appearances for Nashville.

2008—Split the season between Pawtucket and the Boston Red Sox...began the season at Pawtucket before being promoted to the Red Sox May 18...optioned back to Pawtucket May 19 and recalled June 17...made his Major League debut June 21 against St. Louis (4.0 ip, 3 h, 1 er, 3 so)...earned his first Major League victory June 24 against Arizona (2.0 ip, 1 bb, 1 so)...went 1-0 with a 7.85 ERA in 12 relief appearances over five stints with the Red Sox...signed with Milwaukee as a minor league free agent, Dec. 26.

2007—Spent the majority of the season at Portland, where he went 6-9 with a 4.41 ERA and one save in 30 games, including 14 starts...made two relief appearances with Pawtucket (April 23 at Buffalo and July 7 at Rochester) and allowed just one run in 5.0 innings for a 1.80 ERA...combined for a 4.29 ERA in 32 games overall.

2006—Was an Eastern League Midseason All-Star as a member of Double-A Portland...tied for third in the Red Sox organization with a career-high 10 wins between Portland and Triple-A Pawtucket...posted victories in seven of eight starts from May 19 to June 27, including four straight from May 19 to June 4...tossed a rain-shortened shutout June 4 at Connecticut (7.0 ip, 4 h, 3 so)...promoted to Pawtucket Aug. 2 and won his Triple-A debut Aug. 4 vs. Syracuse (7.0 ip, 3 h, 1 bb, 8 so).

2005—Went 4-4 with a 5.23 ERA in 15 starts with Portland...was on the disabled list from April 4 to May 8 with right shoulder tendinitis...made one start for the Gulf Coast League Red Sox (3.0 ip, 4 so).

2004—Made 14 starts with Double-A Portland, going 5-2 with a 3.75 ERA before missing the rest of the season with right shoulder tendinitis...averaged 10.3 strikeouts per nine innings and led the Eastern League with 85 strikeouts at the time of his final start (June 26 at New Hampshire)...named Eastern League Pitcher of the Week for May 3-9 (2-0, 1.54 ERA, 10 strikeouts).

2003—Missed the season's first three and one-half months while recovering from a broken right forearm...returned to make 13 starts between the GCL Red Sox, Single-A Augusta and Single-A Sarasota...walked just five batters in 46.1 innings with Augusta.

2002—Made his professional debut with Single-A Lowell, going 3-3 with a 4.13 ERA in 14 starts...posted a 1.80 ERA over his final six starts.

PERSONAL/MISCELLANEOUS

Christopher Michael Smith was originally signed by Red Sox scout Steve Flores...graduated from Hesperia (CA) High School...attended the University of California, Riverside and set a school record with 127 strikeouts and a 2.91 ERA to earn Second Team All-Big West honors as a junior in 2002.

LIFETIME PITCHING RECORD

| Year | Club | W | L | ERA | G | GS | CG | SHO | SV | IP | H | R | ER | HR | HB | BB | IBB | SO | WP | BK |
|----------------------------|-------------------|----------|----------|-------------|-----------|----------|----------|----------|-----------------|-------------|-----------|-----------|-----------|-----------|----------|-----------|----------|-----------|----------|----------|
| 2002 | Lowell | 3 | 3 | 4.13 | 14 | 14 | 0 | 0 | 0 | 56.2 | 54 | 29 | 26 | 3 | 2 | 14 | 0 | 50 | 5 | 0 |
| 2003 | GCL Red Sox | 0 | 2 | 6.48 | 3 | 2 | 0 | 0 | 0 | 8.1 | 11 | 8 | 6 | 0 | 0 | 4 | 0 | 3 | 1 | 0 |
| | Augusta | 3 | 3 | 4.27 | 8 | 8 | 0 | 0 | 0 | 46.1 | 48 | 22 | 22 | 4 | 3 | 5 | 0 | 25 | 3 | 1 |
| | Sarasota | 2 | 0 | 0.00 | 2 | 2 | 0 | 0 | 0 | 12.0 | 8 | 2 | 0 | 0 | 1 | 2 | 0 | 9 | 0 | 0 |
| 2004 | Portland | 5 | 2 | 3.75 | 14 | 14 | 0 | 0 | 0 | 74.1 | 77 | 34 | 31 | 10 | 2 | 21 | 0 | 85 | 1 | 3 |
| 2005 | Portland | 4 | 4 | 5.23 | 15 | 15 | 0 | 0 | 0 | 75.2 | 95 | 46 | 44 | 13 | 4 | 15 | 1 | 49 | 3 | 0 |
| | GCL Red Sox | 0 | 0 | 0.00 | 1 | 1 | 0 | 0 | 0 | 3.0 | 0 | 0 | 0 | 0 | 0 | 0 | 0 | 4 | 0 | 0 |
| 2006 | Portland | 9 | 6 | 4.05 | 20 | 20 | 1 | 1 | 0 | 115.2 | 114 | 57 | 52 | 9 | 10 | 29 | 3 | 78 | 4 | 3 |
| | Pawtucket | 1 | 1 | 3.21 | 7 | 6 | 0 | 0 | 0 | 33.2 | 33 | 16 | 12 | 2 | 1 | 9 | 0 | 23 | 1 | 0 |
| 2007 | Portland | 6 | 9 | 4.41 | 30 | 14 | 0 | 0 | 1 | 104.0 | 126 | 57 | 51 | 10 | 8 | 42 | 2 | 80 | 7 | 1 |
| | Pawtucket | 0 | 0 | 1.80 | 2 | 0 | 0 | 0 | 0 | 5.0 | 12 | 5 | 1 | 1 | 1 | 0 | 0 | 2 | 0 | 0 |
| 2008 | Pawtucket | 1 | 5 | 3.19 | 37 | 4 | 0 | 0 | 15 | 59.1 | 54 | 23 | 21 | 6 | 2 | 11 | 1 | 52 | 2 | 0 |
| | BOSTON | 1 | 0 | 7.85 | 12 | 0 | 0 | 0 | 0 | 18.1 | 18 | 16 | 16 | 6 | 0 | 7 | 0 | 13 | 0 | 0 |
| 2009 | Nashville | 2 | 0 | 1.27 | 28 | 0 | 0 | 0 | 17 | 42.2 | 31 | 7 | 6 | 3 | 2 | 6 | 1 | 49 | 1 | 0 |
| | MILWAUKEE | 0 | 0 | 4.11 | 35 | 0 | 0 | 0 | 0 | 46.0 | 41 | 21 | 21 | 11 | 3 | 19 | 0 | 35 | 1 | 0 |
| 2010 | Nashville | 4 | 3 | 3.56 | 47 | 0 | 0 | 0 | 26 | 48.0 | 47 | 23 | 19 | 7 | 0 | 21 | 1 | 62 | 3 | 0 |
| | MILWAUKEE | 0 | 0 | 5.40 | 3 | 0 | 0 | 0 | 0 | 3.1 | 4 | 2 | 2 | 0 | 0 | 1 | 0 | 4 | 0 | 0 |
| 2011 | Tacoma | 1 | 1 | 6.75 | 13 | 0 | 0 | 0 | 2 | 18.2 | 30 | 14 | 14 | 3 | 0 | 12 | 4 | 22 | 2 | 0 |
| 2012 | | | | | | | | | (Did not pitch) | | | | | | | | | | | |
| 2013 | Wichita (Ind.) | 8 | 4 | 3.55 | 20 | 20 | 2 | 0 | 0 | 132.0 | 119 | 69 | 52 | 9 | 7 | 35 | 0 | 112 | 7 | 0 |
| 2014 | Sugar Land (Ind.) | 6 | 0 | 2.15 | 12 | 8 | 0 | 0 | 0 | 50.1 | 40 | 13 | 12 | 2 | 5 | 10 | 0 | 55 | 4 | 0 |
| | El Paso | 2 | 1 | 5.61 | 14 | 6 | 0 | 0 | 0 | 43.1 | 44 | 29 | 27 | 5 | 4 | 19 | 0 | 46 | 6 | 0 |
| 2015 | El Paso | 5 | 7 | 3.60 | 22 | 22 | 0 | 0 | 0 | 127.2 | 121 | 54 | 51 | 11 | 2 | 42 | 1 | 121 | 7 | 0 |
| | San Antonio | 0 | 0 | 0.90 | 2 | 2 | 0 | 0 | 0 | 10.0 | 5 | 1 | 1 | 0 | 0 | 2 | 0 | 11 | 0 | 0 |
| 2016 | Nashville | 6 | 8 | 3.93 | 22 | 22 | 0 | 0 | 0 | 130.2 | 120 | 64 | 57 | 11 | 2 | 45 | 2 | 121 | 9 | 0 |
| | OAKLAND | 0 | 0 | 2.92 | 13 | 0 | 0 | 0 | 0 | 24.2 | 14 | 9 | 8 | 2 | 0 | 13 | 0 | 29 | 0 | 0 |
| AL Totals | | 1 | 0 | 5.02 | 25 | 0 | 0 | 0 | 0 | 43.0 | 32 | 25 | 24 | 8 | 0 | 20 | 0 | 42 | 0 | 0 |
| NL Totals | | 0 | 0 | 4.20 | 38 | 0 | 0 | 0 | 0 | 49.1 | 45 | 23 | 23 | 11 | 3 | 20 | 0 | 39 | 1 | 0 |
| Major League Totals | | 1 | 0 | 4.58 | 63 | 0 | 0 | 0 | 0 | 92.1 | 77 | 48 | 47 | 19 | 3 | 40 | 0 | 81 | 1 | 0 |

CAREER TRANSACTIONS

2002 — Selected by the Boston Red Sox organization in the 4th round of the First-Year Player Draft. **2008** — Elected free agency, October 22; signed by the Milwaukee Brewers to a minor league contract, December 26. **2010** — Elected free agency, October 5; signed by the Seattle Mariners to a minor league contract, November 16. **2011** — Released, May 19. **2014** — Signed by the San Diego Padres to a minor league contract, June 27. **2015** — Elected free agency, November 6; signed by the Oakland Athletics to a minor league contract, November 15.

VS. THE AMERICAN LEAGUE

| 2016 | | CAREER | | | | | | | | | | | | |
|------|---|--------|---|---|-----|----|-------------|-------|---|---|---|---|-----|----|
| ERA | W | L | S | G | IP | ER | vs. TEAM | ERA | W | L | S | G | IP | ER |
| 6.00 | 0 | 0 | 0 | 1 | 3.0 | 2 | Baltimore | 4.50 | 0 | 0 | 0 | 2 | 4.0 | 2 |
| 1.59 | 0 | 0 | 0 | 2 | 5.2 | 1 | Boston | 1.59 | 0 | 0 | 0 | 2 | 5.2 | 1 |
| 0.00 | 0 | 0 | 0 | 1 | 1.0 | 0 | Chicago | 2.08 | 0 | 0 | 0 | 2 | 4.1 | 1 |
| 0.00 | 0 | 0 | 0 | 1 | 1.0 | 0 | Cleveland | 0.00 | 0 | 0 | 0 | 1 | 1.0 | 0 |
| — | 0 | 0 | 0 | 0 | 0.0 | 0 | Detroit | 0.00 | 0 | 0 | 0 | 1 | 2.0 | 0 |
| 9.00 | 0 | 0 | 0 | 2 | 4.0 | 4 | Houston | 4.50 | 0 | 0 | 0 | 5 | 8.0 | 4 |
| 0.00 | 0 | 0 | 0 | 1 | 2.0 | 0 | Kansas City | 0.00 | 0 | 0 | 0 | 2 | 3.0 | 0 |
| 0.00 | 0 | 0 | 0 | 1 | 2.1 | 0 | Los Angeles | 0.00 | 0 | 0 | 0 | 2 | 3.1 | 0 |
| — | 0 | 0 | 0 | 0 | 0.0 | 0 | Minnesota | 0.00 | 0 | 0 | 0 | 2 | 3.0 | 0 |
| — | 0 | 0 | 0 | 0 | 0.0 | 0 | New York | 16.20 | 0 | 0 | 0 | 1 | 1.2 | 3 |
| — | 0 | 0 | 0 | 0 | 0.0 | 0 | Oakland | 0.00 | 0 | 0 | 0 | 1 | 1.0 | 0 |
| 2.45 | 0 | 0 | 0 | 2 | 3.2 | 1 | Seattle | 2.45 | 0 | 0 | 0 | 2 | 3.2 | 1 |
| — | 0 | 0 | 0 | 0 | 0.0 | 0 | Tampa Bay | 15.00 | 0 | 0 | 0 | 3 | 3.0 | 5 |
| 0.00 | 0 | 0 | 0 | 1 | 1.0 | 0 | Texas | 10.38 | 0 | 0 | 0 | 4 | 4.1 | 5 |
| — | 0 | 0 | 0 | 0 | 0.0 | 0 | Toronto | 15.43 | 0 | 0 | 0 | 1 | 2.1 | 4 |

VS. THE NATIONAL LEAGUE

| 2016 | | CAREER | | | | | | | | | | | | |
|------|---|--------|---|---|-----|----|---------------|-------|---|---|---|---|-----|----|
| ERA | W | L | S | G | IP | ER | vs. TEAM | ERA | W | L | S | G | IP | ER |
| — | 0 | 0 | 0 | 0 | 0.0 | 0 | Arizona | 0.00 | 1 | 0 | 0 | 2 | 2.2 | 0 |
| — | 0 | 0 | 0 | 0 | 0.0 | 0 | Atlanta | 16.88 | 0 | 0 | 0 | 2 | 2.2 | 5 |
| 0.00 | 0 | 0 | 0 | 1 | 1.0 | 0 | Chicago | 2.79 | 0 | 0 | 0 | 6 | 9.2 | 3 |
| — | 0 | 0 | 0 | 0 | 0.0 | 0 | Cincinnati | 13.50 | 0 | 0 | 0 | 1 | 0.2 | 1 |
| — | 0 | 0 | 0 | 0 | 0.0 | 0 | Colorado | 9.00 | 0 | 0 | 0 | 4 | 4.0 | 4 |
| — | 0 | 0 | 0 | 0 | 0.0 | 0 | Los Angeles | 3.00 | 0 | 0 | 0 | 3 | 3.0 | 1 |
| — | 0 | 0 | 0 | 0 | 0.0 | 0 | Miami | — | 0 | 0 | 0 | 0 | 0.0 | 0 |
| — | 0 | 0 | 0 | 0 | 0.0 | 0 | Milwaukee | — | 0 | 0 | 0 | 0 | 0.0 | 0 |
| — | 0 | 0 | 0 | 0 | 0.0 | 0 | New York | 0.00 | 0 | 0 | 0 | 1 | 1.0 | 0 |
| — | 0 | 0 | 0 | 0 | 0.0 | 0 | Philadelphia | 0.00 | 0 | 0 | 0 | 2 | 2.1 | 0 |
| — | 0 | 0 | 0 | 0 | 0.0 | 0 | Pittsburgh | 4.50 | 0 | 0 | 0 | 1 | 2.0 | 1 |
| — | 0 | 0 | 0 | 0 | 0.0 | 0 | St. Louis | 4.00 | 0 | 0 | 0 | 6 | 9.0 | 4 |
| — | 0 | 0 | 0 | 0 | 0.0 | 0 | San Diego | 0.00 | 0 | 0 | 0 | 1 | 1.0 | 0 |
| — | 0 | 0 | 0 | 0 | 0.0 | 0 | San Francisco | 6.00 | 0 | 0 | 0 | 2 | 3.0 | 2 |
| — | 0 | 0 | 0 | 0 | 0.0 | 0 | Washington | 0.00 | 0 | 0 | 0 | 1 | 1.0 | 0 |

MONTHLY BREAKDOWN

| 2016 | | CAREER | | | | | | | | | | | | |
|------|---|--------|---|---|------|----|-----------|-------|---|---|---|----|------|----|
| ERA | W | L | S | G | IP | ER | by MONTH | ERA | W | L | S | G | IP | ER |
| — | 0 | 0 | 0 | 0 | 0.0 | 0 | April | — | 0 | 0 | 0 | 0 | 0.0 | 0 |
| — | 0 | 0 | 0 | 0 | 0.0 | 0 | May | — | 0 | 0 | 0 | 0 | 0.0 | 0 |
| — | 0 | 0 | 0 | 0 | 0.0 | 0 | June | 2.63 | 1 | 0 | 0 | 14 | 24.0 | 7 |
| — | 0 | 0 | 0 | 0 | 0.0 | 0 | July | 5.74 | 0 | 0 | 0 | 13 | 15.2 | 10 |
| 5.59 | 0 | 0 | 0 | 6 | 9.2 | 6 | August | 5.51 | 0 | 0 | 0 | 11 | 16.1 | 10 |
| 1.20 | 0 | 0 | 0 | 7 | 15.0 | 2 | September | 4.08 | 0 | 0 | 0 | 23 | 35.1 | 16 |
| — | 0 | 0 | 0 | 0 | 0.0 | 0 | October | 36.00 | 0 | 0 | 0 | 2 | 1.0 | 4 |

PITCHING BREAKDOWN

| 2016 | | CAREER | | | | | | | | | | | | |
|------|---|--------|---|----|------|----|-------------|------|---|---|---|----|------|----|
| ERA | W | L | S | G | IP | ER | by CATEGORY | ERA | W | L | S | G | IP | ER |
| 2.16 | 0 | 0 | 0 | 9 | 16.2 | 4 | Home | 3.09 | 1 | 0 | 0 | 37 | 58.1 | 20 |
| 4.50 | 0 | 0 | 0 | 4 | 8.0 | 4 | Away | 7.15 | 0 | 0 | 0 | 26 | 34.0 | 27 |
| 3.00 | 0 | 0 | 0 | 5 | 9.0 | 3 | Day | 4.82 | 0 | 0 | 0 | 25 | 37.1 | 20 |
| 2.87 | 0 | 0 | 0 | 8 | 15.2 | 5 | Night | 4.42 | 1 | 0 | 0 | 38 | 55.0 | 27 |
| — | 0 | 0 | 0 | 0 | 0.0 | 0 | Pre-ASG | 2.78 | 1 | 0 | 0 | 21 | 32.1 | 10 |
| 2.92 | 0 | 0 | 0 | 13 | 24.2 | 8 | Post-ASG | 5.55 | 0 | 0 | 0 | 42 | 60.0 | 37 |
| — | 0 | 0 | 0 | 0 | 0.0 | 0 | Starter | — | 0 | 0 | 0 | 0 | 0.0 | 0 |
| 2.92 | 0 | 0 | 0 | 13 | 24.2 | 8 | Reliever | 4.58 | 1 | 0 | 0 | 63 | 92.1 | 47 |

BALLPARK BREAKDOWN

| | ERA | W | L | S | G | IP | ER |
|--------------------------|-------|---|---|---|----|------|----|
| Angel Stadium | 0.00 | 0 | 0 | 0 | 2 | 3.1 | 0 |
| Busch Stadium | 13.50 | 0 | 0 | 0 | 2 | 2.0 | 3 |
| Chase Field | 0.00 | 0 | 0 | 0 | 1 | 0.2 | 0 |
| Comerica Park | 0.00 | 0 | 0 | 0 | 1 | 2.0 | 0 |
| Coors Field | 36.00 | 0 | 0 | 0 | 2 | 1.0 | 4 |
| Dodger Stadium | 0.00 | 0 | 0 | 0 | 1 | 1.1 | 0 |
| Fenway Park | 3.72 | 1 | 0 | 0 | 5 | 9.2 | 4 |
| Globe Life Arlington | 11.57 | 0 | 0 | 0 | 2 | 2.1 | 3 |
| Great American Ball Park | 13.50 | 0 | 0 | 0 | 1 | 0.2 | 1 |
| Kauffman Stadium | 0.00 | 0 | 0 | 0 | 2 | 3.0 | 0 |
| Miller Park | 3.38 | 0 | 0 | 0 | 23 | 32.0 | 12 |
| Minute Maid Park | 9.82 | 0 | 0 | 0 | 2 | 3.2 | 4 |
| Oakland Coliseum | 2.16 | 0 | 0 | 0 | 9 | 16.2 | 4 |
| PETCO Park | 0.00 | 0 | 0 | 0 | 1 | 1.0 | 0 |
| PNC Park | 4.50 | 0 | 0 | 0 | 1 | 2.0 | 1 |
| Rogers Centre | 15.43 | 0 | 0 | 0 | 1 | 2.1 | 4 |
| Tropicana Field | 15.00 | 0 | 0 | 0 | 3 | 3.0 | 5 |
| U.S. Cellular Field | 0.00 | 0 | 0 | 0 | 1 | 1.0 | 0 |
| Wrigley Field | 3.86 | 0 | 0 | 0 | 3 | 4.2 | 2 |

FIELDING STATISTICS

| Pitcher | | | | | | | |
|---------------|--------------|-----------|----------|----------|----------|-----------|----------|
| Year | Pct. | G | PO | A | E | TC | DP |
| 2008 | 1.000 | 12 | 3 | 2 | 0 | 5 | 0 |
| 2009 | 1.000 | 35 | 2 | 3 | 0 | 5 | 0 |
| 2010 | — | 3 | 0 | 0 | 0 | 0 | 0 |
| 2016 | 1.000 | 13 | 2 | 2 | 0 | 4 | 0 |
| Totals | 1.000 | 63 | 7 | 7 | 0 | 14 | 0 |

SMITH'S CAREER BESTS

Low Hit Complete Game: None
Innings Pitched: 4.0 (twice), last: September 3, 2016 vs. Boston
Strikeouts: 5 (three times), last: September 3, 2016 vs. Boston
Pitches: 68, September 28, 2016 at Los Angeles (AL)
Longest Winning Streak: 1, June 24, 2008 to present
Longest Losing Streak: None
Longest Scoreless Streak: 8.2, September 10, 2016 to present



RIGHT-HANDED PITCHER

Height/Weight: 6-3 / 215 **Bats/Throws:** Right / Right
Birthdate: August 7, 1987 **Opening Day Age:** 29
Birthplace/Resides: Margate, Florida / Punta Gorda, Florida
Major League Service: 1 year, 5 days
Obtained: Claimed off waivers from Cincinnati, November 4, 2016
Contract Status: First year of a one-year contract through 2017

NON-ROSTER INVITEE

CAREER HIGHLIGHTS

Spent the first seven seasons of his professional career in the Cincinnati organization before he was claimed off waivers by Oakland following the 2016 season...made his Major League debut with the Reds in 2015 and is 3-7 with a 5.46 ERA in 41 games, including nine starts, over two seasons with Cincinnati...is also 58-47 with a 3.60 ERA (332 er in 830.1 ip) in 162 games, 135 starts, as a minor leaguer...led the Southern League with 139 strikeouts in 2013...was named the Reds Minor League Pitcher of the Year in 2011 after leading the Midwest League in wins (14) and strikeouts (166)...was originally selected by Cincinnati in the 21st round of the 2010 draft.

2016 HIGHLIGHTS

Spent most of the season with Cincinnati where he went 3-3 with a 4.68 ERA in 32 games (two starts) over two stints with the Reds...allowed a .247 opponents batting average, including .219 (30-for-137) by right-handed hitters compared to .287 (27-for-94) by left-handers...held the opposition to a .217 batting average with the bases empty, .284 with runners on base...yielded a .245 batting average with runners in scoring position...allowed 5-of-25 (25.0%) inherited runners to score...first batters faced were 7-for-28 (.250) with two walks (.300 on-base percentage)...was 3-1 with a 4.88 ERA in his 30 relief appearances, 0-2 with a 3.38 ERA in his two starts...had a 3.45 ERA and .171 opponents batting average in 16 games at Great American Ballpark, a 6.04 ERA and .317 opponents batting average in 16 games on the road...posted a 1.80 ERA over innings one through three, a 7.27 ERA from innings four through six, and a 3.04 ERA from the seventh inning on...opponents were successful in 8-of-10 (80.0%) stolen base attempts with him on the mound...went 2-for-11 (.182) with a double and four strikeouts as a hitter...tossed at least one inning in 27 of his 30 relief appearances, including two or more 14 times.

CINCINNATI: Began the season at Louisville and was selected by the Reds May 22...pitched exclusively in relief during his first stint and was 2-1 with a 5.19 ERA and .260 opponents batting average in 25 relief appearances...did not allow a run over his first four games (3.0 ip) and had a 2.08 ERA over his first 11 appearances through June 28...allowed a career-high tying seven hits but surrendered just one run in 3.1 innings June 18 at Houston...yielded a career-high tying five runs in just 1.2 innings at Washington on June 30 and had a 7.27 ERA over his final 14 games during his first stint...earned his first Major League win July 2 at Washington...entered the game in the bottom of the eighth inning with two outs, the bases loaded and the scored tied 4-4...retired all four batters he faced and the Reds scored five times in the 10th inning for a 9-4 victory...had a career-high 6.1-inning scoreless streak from July 24 to Aug. 10...had a pinch hit double Aug. 3 against St. Louis and then pitched a scoreless sixth and seventh innings...became the first Reds pitcher with a pinch hit since Micah Owings singled off Hiroki Kuroda on June 15, 2010 against Los Angeles (NL) and the first Reds pitcher with a pinch-hit double since Owens on April 19, 2009 at Houston off Geoff Geary...matched his career high by surrendering five runs in 2.0 innings on Aug. 22 against Los Angeles (NL)...yielded three home runs, the only time in his career he allowed more than one home run in a game...tossed 4.0 innings Aug. 28 at Arizona, his longest career outing as a reliever...was optioned to Louisville the next day but returned Sept. 6...went 1-2 with a 3.31 ERA and .210 opponents batting in seven games, including two starts, following his return...inherited a bases loaded situation Sept. 17 in the second game of a doubleheader against Pittsburgh and stranded all three runners for the second time in 2016 (also July 2 at Washington)...made his first start Sept. 20 at Chicago (NL) and allowed a run on three hits in 3.0 innings for the loss in a 6-1 decision...tossed a scoreless inning of relief in his next outing Sept. 25 at Milwaukee and then started in

his final appearance Sept. 30 against Chicago...took the loss again, allowing two runs in a career-high tying 5.0 innings in a 7-3 loss

LOUISVILLE: Spent the balance of the season at Triple-A Louisville where he was 4-4 with a 3.80 ERA in nine games (eight starts)...allowed a .262 opponents batting average, including .240 (25-for-104) by right-handed hitters compared to .297 (19-for-64) by left-handers...surrendered three of his five home runs and issued nine of his 13 walks to lefties...had a .588 OPS against righties, .852 against lefties...four of the five home runs he allowed were solo shots...opponents hit .211 with runners in scoring position and two outs...was 3-1 with a 2.52 ERA and .225 opponents batting average in five games on the road, 1-3 with a 5.40 ERA in four starts at home...had a 1.06 ERA in three starts during the day, a 5.46 ERA in six games at night...logged a 7.88 ERA in the first inning, a 2.92 ERA after that...began the season at Louisville and was 3-4 with a 3.86 ERA in eight games, all starts, when he was promoted to Cincinnati the first time on May 22...did not allow an earned run in his first two starts with the Bats and was 2-1 with a 1.13 ERA over his first four starts...then went 1-3 with a 7.50 ERA over his final four starts...pitched just once during his final stint and it came in relief on Sept. 2 at Indianapolis (3.0 ip, 3 h, 1 r, 1 er, 4 so).

CAREER

2015—Was one of nine rookie pitchers who made 110 starts for the Reds, both single-season modern club records...the Reds' season-ending streak of 64 consecutive starts by rookies, beginning July 29, is a modern Major League record...was one of five Reds pitchers to start in his ML debut (Raisel Iglesias, John Lamb, Michael Lorenzen, Jon Moscot)...made seven starts and two relief appearances during three stints with the Reds (April 13-14, June 23-July 5, Sept. 8-remainder of the season)...in 22 starts and three relief appearances at Dayton, Pensacola and Louisville combined to go 8-9 with a 3.45 ERA and one complete game...began the season with Louisville but did not pitch before he was promoted on April 13, when Raisel Iglesias was optioned...spent two days with the Reds in Chicago (April 13-14) but did not pitch before he returned to Louisville on April 15 when Pedro Villarreal was recalled...was promoted again on June 23 and went 0-2 with a 7.30 ERA in three starts for the Reds before he was optioned to Pensacola on July 6...spent the rest of the season with the Blue Wahoos and Bats...was promoted the second time June 23 and made his ML debut that night at Pittsburgh...did not allow a hit until Josh Harrison singled with no outs in the fourth inning...struck out his first career batter (Gregory Polanco)...singled off Jeff Locke in his first career plate appearance...in his second start suffered a 7-2 loss at New York (NL) on June 28...tied the modern club record with four hit batters on July 4 against Milwaukee (Jake Weimer, July 28, 1907 against New York)...after he was promoted Sept. 8 as one of six September call-ups, he finished 0-2 with a 6.64 ERA in four starts and two relief appearances...pinch hit for Carlos Contreras in the fourth inning on Sept. 26 against New York (NL) and popped to shortstop off Matt Harvey...was outrighted off the roster Oct. 30.

2014—Made his Triple-A debut and spent the entire season with Louisville...went 10-8 with a 4.70 ERA in 28 games (24 starts)...surrendered just eight home runs in 159.0 innings, an average of 0.45 per nine innings...led the International League in walks (66), ranked fourth in innings pitched, fifth in runs allowed (90), tied for fifth in hits allowed (174), sixth in strikeouts (123), tied for seventh in wins and tied for 10th in hit batters (7)...tied for fourth in the Reds farm system in wins...had minor league career highs in hits, runs and walks...was 9-2 with a 4.07 ERA in 19 games (15 starts) before the All-Star Break...then went 1-5 with a 6.14 ERA in nine starts after the break...allowed a .275 opponents batting average, including .271 against left-handed hitters compared to .278 against right-handers...was 8-7 with a 4.66 ERA in his 24 starts, 2-0 with a 5.00 ERA in four relief appearances...was 4-2 with a 4.15 ERA in 15 games at home, 6-5 with a 5.35 ERA in 13 games on the road...struck out a season-high seven batters in 4.0 scoreless innings of relief in his first outing April 5 at Toledo...matched that in his next start, April 10 against Columbus, and two other times...went 4-0 with a 2.45 ERA in five games (three starts) in April...also won his first start in May for a season-opening five-game winning streak...logged a 2.20 ERA and .221 opponents batting average during the streak...tossed a nine-inning complete game July 5 at Indianapolis, an eight-hitter in an 8-3 win (2 bb, 6 so, 131 pitches).

2013—Spent the entire season at Double-A Pensacola where he went 11-9 with a 3.26 ERA in 28 games, all starts...led the Southern League in strikeouts (139) and games started, ranked second in innings pitched (160.0) and fourth in home runs (16)...was named to the SL Midseason All-Star Team...led the Reds farm system in innings, ranked second in wins and strikeouts and seventh in ERA...had minor

league career highs in starts, innings pitched, losses and home runs...allowed a .245 opponents batting average, including .220 against right-handed hitters compared to .285 against left-handers...yielded a .237 batting average with runners in scoring position...was 7-8 with a 3.72 ERA in 19 starts before the All-Star Break...then went 4-1 with a 2.41 ERA in nine starts after the break...went 7-3 with a 2.90 ERA in 14 starts on the road, 4-6 with a 3.61 ERA in 14 starts at home...did not allow a run in back-to-back starts on April 22 at Jackson (7.0 ip) and April 29 at Tennessee (5.0 ip) as part of a 19.0-inning scoreless streak from April 16 to May 4...struck out a season-high nine batters May 10 at Jacksonville...had his best month in August when he was 2-1 with a 1.91 ERA and .208 opponents batting average in five starts.

2012—Went 9-8 with a 3.80 ERA in 27 starts with Single-A Bakersfield...ranked fourth in the California League in strikeouts (140) and fifth in ERA and WHIP (1.29)...his .254 opponents batting average was fourth lowest among league starters...ranked third in the Reds farm system in strikeouts, tied for third in wins and fourth in ERA...his opponents batting average included a .240 mark against right-handed hitters compared to .269 against left-handers...yielded a .231 average with runners in scoring position...was 3-1 with a 1.80 ERA in four starts during the day...had a six-game winning streak from May 22 to July 1...posted a 2.44 ERA over that eight-start stretch...was named California League Pitcher of the Week for the week of May 29-June 4...won both of his starts that week (12.0 ip, 9 h, 2 r, 2 er, 3 bb, 12 so), including June 2 against Modesto when he struck out a season-high tying nine batters in 6.0 scoreless innings...tossed a seven-inning complete game June 12 in the second game of a double-header at Stockton, a four-hitter in a 4-1 win (0 bb, 9 so)...went 3-0 with a 2.05 ERA and 214 opponents batting average in five starts in June...had a no decision in one postseason start for Bakersfield (6.0 ip, 7 h, 4 r, 3 er, 0 bb, 5 so).

2011—Was named the Reds Minor League Pitcher of the Year after going 14-7 with a 2.97 ERA in 26 starts with Single-A Dayton...struck out 166 batters in 142.1 innings (10.50 per nine innings)...walked just 33 (2.09 per nine innings) for a strikeout-to-walk ratio of 5.03...led the Midwest League and tied for fifth in all minor league baseball in wins...also led the ML in strikeouts, ranked third in WHIP (1.09) and 10th in ERA...his .228 opponents batting average was fifth lowest among league starters...had minor league career highs in wins and strikeouts...held left-handed hitters to a .186 batting average...was 7-3 with a 1.59 ERA in 13 starts before the All-Star Break...was the starting pitcher for the East team in the Midwest League All-Star Game (1.0 ip, 2 so)...was named Reds Minor League Pitcher of the Month for April after going 2-1 with a 0.93 ERA in five starts...struck out 12 batters in 6.0 innings April 29 against Fort Wayne and fanned a season-high 13 in 7.1 innings against Lake County May 21...had a six-game winning streak from May 14 to July 1...had a no decision in one postseason start (5.1 ip, 1 h, 1 r, 1 er, 4 bb, 8 so).

2010—Began his professional career with Billings of the Pioneer Rookie League and was 1-2 with a 2.14 ERA in 12 relief appearances...was promoted to Single-A Dayton Aug. 11 and went 1-1 with a save and a 2.13 ERA in seven relief outings with the Dragons...combined for a 2-3 record and a 2.14 ERA in 19 games overall...struck out 43 in 33.2 innings (11.49 per nine innings)...made his debut June 23 against Great Falls (2.0 ip, 3 h, 1 r, 1 er, 1 bb, 4 so)...his first win came on Aug. 4 against Helena (2.0 ip, 1 h, 3 so)...recorded his only professional save Aug. 27 at South Bend (1.2 ip, 1 h, 2 bb, 1 so).

PERSONAL/MISCELLANEOUS

Josh Smith was originally signed by Reds scout Joe Katuska...graduated from Grandview Prep Academy in Margate, Fla...pitched collegiately at Lipscomb University where in 2010 was named to the Atlantic Sun All-Conference First Team...ranked fourth in the nation with 124 strikeouts that year...set a school record with 15 strikeouts in a game on March 26, 2010...tied that record a week later.

LIFETIME PITCHING RECORD

| Year | Club | W | L | ERA | G | GS | CG | SHO | SV | IP | H | R | ER | HR | HB | BB | IBB | SO | WP | BK |
|------------------|-------------|----------|----------|-------------|-----------|----------|----------|----------|----------|-------------|-----------|-----------|-----------|-----------|----------|-----------|----------|-----------|----------|----------|
| 2010 | Billings | 1 | 2 | 2.14 | 12 | 0 | 0 | 0 | 0 | 21.0 | 16 | 5 | 5 | 1 | 4 | 10 | 1 | 28 | 0 | 0 |
| | Dayton | 1 | 1 | 2.13 | 7 | 0 | 0 | 0 | 1 | 12.2 | 8 | 4 | 3 | 1 | 1 | 6 | 0 | 15 | 0 | 0 |
| 2011 | Dayton | 14 | 7 | 2.97 | 26 | 26 | 0 | 0 | 0 | 142.1 | 122 | 57 | 47 | 10 | 8 | 33 | 0 | 166 | 5 | 0 |
| 2012 | Bakersfield | 9 | 8 | 3.80 | 27 | 27 | 1 | 0 | 0 | 147.0 | 143 | 71 | 62 | 15 | 9 | 46 | 0 | 140 | 8 | 0 |
| 2013 | Pensacola | 11 | 9 | 3.26 | 28 | 28 | 0 | 0 | 0 | 160.0 | 148 | 65 | 58 | 16 | 7 | 50 | 2 | 139 | 5 | 0 |
| 2014 | Louisville | 10 | 7 | 4.70 | 28 | 24 | 1 | 0 | 0 | 159.0 | 174 | 90 | 83 | 8 | 7 | 66 | 1 | 123 | 2 | 1 |
| 2015 | Louisville | 3 | 5 | 3.75 | 15 | 12 | 0 | 0 | 0 | 86.1 | 84 | 37 | 36 | 2 | 6 | 24 | 1 | 69 | 1 | 0 |
| | Pensacola | 5 | 4 | 3.05 | 9 | 9 | 1 | 0 | 0 | 56.0 | 51 | 23 | 19 | 5 | 2 | 9 | 0 | 53 | 0 | 0 |
| | Dayton | 0 | 0 | 0.00 | 1 | 1 | 0 | 0 | 0 | 1.0 | 0 | 0 | 0 | 0 | 0 | 0 | 0 | 1 | 0 | 0 |
| | CINCINNATI | 0 | 4 | 6.89 | 9 | 7 | 0 | 0 | 0 | 32.2 | 42 | 27 | 25 | 5 | 5 | 21 | 3 | 30 | 0 | 0 |
| 2016 | Louisville | 4 | 4 | 3.80 | 9 | 8 | 0 | 0 | 0 | 45.0 | 44 | 20 | 19 | 5 | 1 | 13 | 0 | 38 | 2 | 0 |
| | CINCINNATI | 3 | 3 | 4.68 | 32 | 2 | 0 | 0 | 0 | 59.2 | 57 | 32 | 31 | 11 | 1 | 26 | 1 | 48 | 1 | 0 |
| ML Totals | | 3 | 7 | 5.46 | 41 | 9 | 0 | 0 | 0 | 92.1 | 99 | 59 | 56 | 16 | 6 | 47 | 4 | 78 | 1 | 0 |

CAREER TRANSACTIONS

2010 — Selected by the Cincinnati Reds organization in the 21st round of the First-Year Player Draft. **2016** — Claimed off waivers by the Oakland Athletics, November 4.

RECENT NON-ROSTER INVITEES TO PLAY FOR OAKLAND

| | |
|--|---|
| 2016: Matt McBride, Patrick Schuster, Chris Smith, Eric Surkamp | 2001: Andy Abad, Erik Hiljus, Robin Jennings, Tom Wilson |
| 2015: Carson Blair, Jason Pridie, Pat Venditte, Barry Zito | 2000: Jon Ratliff, Rich Sauveur, Jeff Tam |
| 2014: Sam Fuld | 1999: John Jaha, Kevin Jarvis |
| 2013: Luke Montz | 1998: Jim Dougherty, Gil Heredia, Kevin Mitchell, Jack Voigt |
| 2012: Jim Miller, Brandon Moss, Evan Scribner | 1997: Patrick Lennon, Richie Lewis, Dave Magadan, Mike Oquist |
| 2011: Andy LaRoche, Jai Miller | 1996: Rafael Bournigal, Paul Fletcher, Buddy Groom, Torey Lovullo, Matt Stairs, Dave Telgheder |
| 2010: Cedrick Bowers | 1994: Geronimo Berroa, Steve Ontiveros, Ed Vosberg |
| 2009: Kevin Cameron, Matt Carson | 1993: Dale Sveum, Curt Young |
| 2008: Brooks Conrad, Kirk Saarloos, Mike Sweeney | 1992: Rich Gossage, Mike Kingery, Jeff Parrett |
| 2007: J.J. Furmaniak, Erasmo Ramirez | 1991: Brad Komminsk |
| 2006: Doug Clark, Randy Keisler | 1989: Chris Bando, Billy Beane, Bill Dawley, Brian Snider |
| 2005: Hiram Bocachica, Jermaine Clark, Britt Reames | |
| 2004: Ramon Castro | |
| 2003: Mike Edwards, Ron Gant, David McCarty, Adam Melhuse | |
| 2002: Jose Flores, Larry Sutton | |

Note: List only includes players not with the A's organization the previous year

VS. THE AMERICAN LEAGUE

| 2016 | | CAREER | | | | | | | | | | | | |
|------|---|--------|---|---|-----|----|----------|------|---|---|---|---|-----|----|
| ERA | W | L | S | G | IP | ER | vs. TEAM | ERA | W | L | S | G | IP | ER |
| 2.70 | 0 | 1 | 0 | 1 | 3.1 | 1 | Houston | 2.70 | 0 | 1 | 0 | 1 | 3.1 | 1 |
| 0.00 | 0 | 0 | 0 | 1 | 2.0 | 0 | Oakland | 0.00 | 0 | 0 | 0 | 1 | 2.0 | 0 |

VS. THE NATIONAL LEAGUE

| 2016 | | CAREER | | | | | | | | | | | | |
|-------|---|--------|---|---|------|----|---------------|-------|---|---|---|---|------|----|
| ERA | W | L | S | G | IP | ER | vs. TEAM | ERA | W | L | S | G | IP | ER |
| 3.86 | 0 | 0 | 0 | 2 | 7.0 | 3 | Arizona | 3.86 | 0 | 0 | 0 | 2 | 7.0 | 3 |
| 4.50 | 0 | 0 | 0 | 1 | 2.0 | 1 | Atlanta | 4.50 | 0 | 0 | 0 | 1 | 2.0 | 1 |
| 3.75 | 0 | 2 | 0 | 4 | 12.0 | 5 | Chicago | 4.76 | 0 | 3 | 0 | 5 | 17.0 | 9 |
| — | 0 | 0 | 0 | 0 | 0.0 | 0 | Cincinnati | — | 0 | 0 | 0 | 0 | 0.0 | 0 |
| 0.00 | 0 | 0 | 0 | 1 | 1.0 | 0 | Colorado | 0.00 | 0 | 0 | 0 | 1 | 1.0 | 0 |
| 16.20 | 0 | 0 | 0 | 3 | 3.1 | 6 | Los Angeles | 16.20 | 0 | 0 | 0 | 3 | 3.1 | 6 |
| 6.00 | 1 | 0 | 0 | 2 | 3.0 | 2 | Miami | 6.00 | 1 | 0 | 0 | 2 | 3.0 | 2 |
| 6.23 | 0 | 0 | 0 | 4 | 4.1 | 3 | Milwaukee | 8.53 | 0 | 1 | 0 | 6 | 12.2 | 12 |
| 0.00 | 0 | 0 | 0 | 1 | 1.0 | 0 | New York | 3.27 | 0 | 1 | 0 | 3 | 11.0 | 4 |
| 3.24 | 1 | 0 | 0 | 4 | 8.1 | 3 | Philadelphia | 4.67 | 1 | 1 | 0 | 7 | 17.1 | 9 |
| — | 0 | 0 | 0 | 0 | 0.0 | 0 | Pittsburgh | — | 0 | 0 | 0 | 0 | 0.0 | 0 |
| 0.00 | 0 | 0 | 0 | 2 | 3.0 | 0 | San Diego | 0.00 | 0 | 0 | 0 | 2 | 3.0 | 0 |
| — | 0 | 0 | 0 | 0 | 0.0 | 0 | San Francisco | — | 0 | 0 | 0 | 0 | 0.0 | 0 |
| 3.60 | 0 | 0 | 0 | 3 | 5.0 | 2 | St. Louis | 6.75 | 0 | 0 | 0 | 4 | 5.1 | 4 |
| 10.38 | 1 | 0 | 0 | 3 | 4.1 | 5 | Washington | 10.38 | 1 | 0 | 0 | 3 | 4.1 | 5 |

MONTHLY BREAKDOWN

| 2016 | | CAREER | | | | | | | | | | | | |
|------|---|--------|---|----|------|----|-----------|------|---|---|---|----|------|----|
| ERA | W | L | S | G | IP | ER | by MONTH | ERA | W | L | S | G | IP | ER |
| — | 0 | 0 | 0 | 0 | 0.0 | 0 | April | — | 0 | 0 | 0 | 0 | 0.0 | 0 |
| 0.00 | 0 | 0 | 0 | 2 | 0.2 | 0 | May | 0.00 | 0 | 0 | 0 | 2 | 0.2 | 0 |
| 4.42 | 0 | 1 | 0 | 10 | 18.1 | 9 | June | 4.78 | 0 | 2 | 0 | 12 | 26.1 | 14 |
| 5.63 | 1 | 0 | 0 | 5 | 8.0 | 5 | July | 7.30 | 1 | 1 | 0 | 6 | 12.1 | 10 |
| 6.06 | 1 | 0 | 0 | 8 | 16.1 | 11 | August | 6.06 | 1 | 0 | 0 | 8 | 16.1 | 11 |
| 3.31 | 1 | 2 | 0 | 7 | 16.1 | 6 | September | 5.23 | 1 | 3 | 0 | 12 | 32.2 | 19 |
| — | 0 | 0 | 0 | 0 | 0.0 | 0 | October | 4.50 | 0 | 1 | 0 | 1 | 4.0 | 2 |

PITCHING BREAKDOWN

| 2016 | | CAREER | | | | | | | | | | | | |
|------|---|--------|---|----|------|----|-------------|------|---|---|---|----|------|----|
| ERA | W | L | S | G | IP | ER | by CATEGORY | ERA | W | L | S | G | IP | ER |
| 3.45 | 1 | 1 | 0 | 16 | 31.1 | 12 | Home | 4.88 | 1 | 3 | 0 | 21 | 48.0 | 26 |
| 6.04 | 2 | 2 | 0 | 16 | 28.1 | 19 | Away | 6.09 | 2 | 4 | 0 | 20 | 44.1 | 30 |
| 5.48 | 0 | 1 | 0 | 11 | 21.1 | 13 | Day | 5.28 | 0 | 3 | 0 | 14 | 30.2 | 18 |
| 4.23 | 3 | 2 | 0 | 21 | 38.1 | 18 | Night | 5.55 | 3 | 4 | 0 | 27 | 61.2 | 38 |
| 5.09 | 1 | 1 | 0 | 15 | 23.0 | 13 | Pre-ASG | 5.86 | 1 | 3 | 0 | 18 | 35.1 | 23 |
| 4.42 | 2 | 2 | 0 | 17 | 36.2 | 18 | Post-ASG | 5.21 | 2 | 4 | 0 | 23 | 57.0 | 33 |
| 3.38 | 0 | 2 | 0 | 2 | 8.0 | 3 | Starter | 6.10 | 0 | 6 | 0 | 9 | 38.1 | 26 |
| 4.88 | 3 | 1 | 0 | 30 | 51.2 | 28 | Reliever | 5.00 | 3 | 1 | 0 | 32 | 54.0 | 30 |

SMITH'S 2016 STARTS

| Date | Opponent | Score | Dec | ERA | IP | H | R | ER | BB | SO | HR | #PIT |
|----------|-----------------|-------|-----|------|-----|---|---|----|----|----|----|------|
| Sept. 20 | at Chicago (NL) | 1-6 | L | 3.00 | 3.0 | 3 | 1 | 1 | 2 | 3 | 0 | 66 |
| Sept. 30 | Chicago (NL) | 3-7 | L | 3.38 | 5.0 | 3 | 2 | 2 | 1 | 1 | 1 | 64 |

BALLPARK BREAKDOWN

| | ERA | W | L | S | G | IP | ER |
|------------------|-------|---|---|---|----|------|----|
| Busch Stadium | 0.00 | 0 | 0 | 0 | 1 | 1.1 | 0 |
| Chase Field | 4.50 | 0 | 0 | 0 | 1 | 4.0 | 2 |
| Citi Field | 1.80 | 0 | 1 | 0 | 1 | 5.0 | 1 |
| Coors Field | 0.00 | 0 | 0 | 0 | 1 | 1.0 | 0 |
| Dodger Stadium | 0.00 | 0 | 0 | 0 | 1 | 0.1 | 0 |
| Great American | 4.88 | 1 | 3 | 0 | 21 | 48.0 | 26 |
| Marlins Park | 18.00 | 0 | 0 | 0 | 1 | 1.0 | 2 |
| Miller Park | 8.59 | 0 | 0 | 0 | 4 | 7.1 | 7 |
| Minute Maid Park | 2.70 | 0 | 1 | 0 | 1 | 3.1 | 1 |
| Nationals Park | 15.00 | 1 | 0 | 0 | 2 | 3.0 | 5 |
| PNC Park | 6.35 | 1 | 1 | 0 | 4 | 11.1 | 8 |
| Turner Field | 4.50 | 0 | 0 | 0 | 1 | 2.0 | 1 |
| Wrigley Field | 5.79 | 0 | 1 | 0 | 2 | 4.2 | 3 |

FIELDING STATISTICS

Pitcher

| Year | Pct. | G | PO | A | E | TC | DP |
|---------------|-------------|-----------|----------|----------|----------|----------|----------|
| 2015 | .667 | 9 | 1 | 1 | 1 | 3 | 0 |
| 2016 | 1.000 | 32 | 2 | 1 | 0 | 3 | 0 |
| Totals | .833 | 41 | 3 | 2 | 1 | 6 | 0 |

SMITH'S CAREER BESTS

Low Hit Complete Game: None
Innings Pitched: 5.0 (four times), last: September 30, 2016 vs. Chicago (NL). As reliever: 4.0, August 28, 2016 at Arizona
Strikeouts: 7, September 29, 2015 vs. Chicago (NL). As reliever: 3 (three times), last: September 17, 2016 vs. Pittsburgh
Pitches: 109, June 28, 2015 at New York (NL)
Longest Winning Streak: 3, July 2 to September 10, 2016
Longest Losing Streak: 5, June 28, 2015 to June 18, 2016
Longest Scoreless Streak: 6.1, July 24 to August 10, 2016

**OUTFIELDER****Height/Weight:** 5-11 / 205**Bats/Throws:** Right / Right**Birthdate:** February 9, 1989**Opening Day Age:** 28**Birthplace/Resides:** Rockford, Illinois / Rockford, Illinois**Major League Service:** 2 years, 16 days**Obtained:** Claimed off waivers from Texas, June 21, 2015**Contract Status:** First year of a one-year contract through 2017**CAREER HIGHLIGHTS**

Was originally a second round draft pick by Washington Nationals out of high school in the 2007 First-Year Player draft... was traded to the Marlins organization in November 2008 and signed a minor league contract with the Rangers organization following the 2013 season... was claimed off waivers by the A's June 21, 2015... made his Major League debut with Texas in 2014 and is a .242 career hitter with 16 home runs and 65 RBI in 199 games in three seasons with the Rangers (2014-15) and A's (2015-16)... is a .268 (758-for-2832) career hitter with 62 home runs and 331 RBI in 796 minor league games over 10 professional seasons... has played every position except pitcher, catcher and shortstop during his career.

2016 HIGHLIGHTS

Began the season at Triple-A Nashville but was called up by Oakland on May 20 and spent the remainder of the season with the A's... hit .301 with four home runs and 16 RBI in 36 games before the All-Star Break and started 18 of the A's 47 (38.3%) games following his promotion... then started 59 of the A's 73 (80.8%) games after the break but hit .213 with three home runs and 11 RBI in 63 games... combined for a .238 average, seven home runs and 27 RBI in 99 games overall... hit .276 (29-for-105) with five of his seven home runs against left-handed pitchers compared to .216 (40-for-185) against right-handers... slugged .457 against lefties, .281 against righties... his career splits are .290 (61-for-210) with 11 of his 16 home runs off lefties (.505 slugging percentage), .211 (70-for-332) against righties (.298 slugging percentage)... batted .277 at home, .191 on the road... has a .274 (62-for-226) career average in the Coliseum and .218 (69-for-316) in all other ballparks... clubbed five of his seven home runs with runners on base... four came on the first pitch... had a .161 average with runners in scoring position and two outs after hitting .333 in that situation in 2015... batted .193 against American League West competition, .286 against everyone else... was 4-for-11 (.364) with a home run and three RBI as a pinch hitter... appeared in 49 games (48 starts) in center field, 29 games (18 starts) in right field and 18 games (11 starts) in left field... committed just one error (center field) and it was the first error of his career... batted .296 with four of his seven home runs as a right fielder, .219 at all other positions... started games in every spot in the order except third, fourth and fifth.

OAKLAND: Was recalled from Nashville May 20 and went 3-for-18 (.167) over his first seven games through May 27... then went 2-for-3 with a double, triple and two RBI May 28 against Detroit to start a 22-game stretch where he batted .400 with four home runs and 14 RBI... that boosted his average to a season-high .333... had a career-high seven-game hitting streak from June 8 to 17... went 9-for-18 (.500) with two home runs, six RBI and two walks during the streak... had two more seven-game streaks in 2016, going 11-for-23 (.478) with three doubles, two home runs and five RBI from July 17 to 24 and 9-for-28 (.321) from Aug. 17 to 24... batted .400 with four home runs and 11 RBI in 19 games in June... the batting average, home runs and RBI were the best single-month totals of his career... then hit .200 over his first seven games in July, taking him into the All-Star Break... hit safely in eight of his first nine games after the break (12-for-28, .429) but then batted .179 over his final 54 games beginning July 25... started 42 of the A's 47 games in center field from July 20 to Sept. 10 and hit .225 in 43 games total over that span... was batting .306 at the conclusion of play on July 27... went 0-for-3 in his next game on July 30 at Cleveland to fall to .299 and would remain under .300 for the rest of the season... committed his first and only error of the season Aug. 15 at Texas to snap a career-opening 143-game errorless streak as an outfielder (including 91 with Oakland)... hit his final home run Aug. 17 at Texas... finished the season with a 34-game homerless streak, which is a career-high... was hit by a pitch twice Aug. 29 at Houston to tie the Oakland record for hit by pitches in a game (34th time, last: Brandon Moss at Houston, April 25,

2014)...drove in his final run of the season Aug. 31 at Houston...finished the season with a career-long 23-game streak without an RBI...had a career-high 0-for-20 streak from Sept. 20 to Oct. 2.

NASHVILLE: Batted .248 with three home runs and 15 RBI in 39 games with the Sounds...hit .254 (29-for-114) against right-handed pitching, .226 (7-for-31) against left-handers...slugged all three of his home runs and collected 11 of his 14 RBI at home...appeared in 27 games in center field, eight in left field and three in right field...did not commit an error in 69 total chances overall in the outfield...batted in the three through six spots in the order...went 3-for-23 (.130) over his first six games...then hit safely in 14 of his next 17 games from April 14 to May 2 and went 19-for-69 (.275) with 11 doubles, boosting his average to .278...went 6-for-36 (.167) over an 11-game stretch from May 3 to 13 but then hit safely in each of his final five games (8-for-17, .471) before his promotion to Oakland...stole three bases May 8 against Memphis.

CAREER

2015—Was on the Opening Day roster with Texas and hit .133 with a home run and six RBI in 35 games over three stints with the Rangers before he was claimed off waivers by Oakland June 21...batted .226 with five home runs and 20 RBI in 41 games over two stints with the A's...combined for a .193 batting average in 76 games overall...had 32 hits, 15 of which were for extra bases (seven doubles, two triples, six home runs)...batted .262 against left-handed pitching compared to .122 against right-handers...hit four of his six home runs off lefties for a .476 slugging percentage...slugged just .256 against righties...batted .333 with runners in scoring position and two outs...was 7-for-14 (.500) with two home runs and five RBI when putting the first pitch in play...hit .098 with two strikes...made 39 starts in left field and 11 in right field and did not commit an error in 66 games overall in the outfield...went 2-for-11 (.182) with a walk as a pinch hitter...began the season with Texas and started the season 0-for-10 before doubling in the second inning April 15 against Los Angeles (AL)...stole the first base of his career April 21 at Arizona...was batting .140 with a home run and five RBI in 25 games when he was optioned to Triple-A Round Rock May 13...was recalled May 22 and went 1-for-3 in three games before returning to Round Rock May 27...returned to Texas for his third stint June 2 and went 0-for-7 in seven games before he was designated for assignment June 19...was claimed off waivers by the A's June 21 and was assigned to Triple-A Nashville...was recalled by Oakland July 7 and hit safely in five of his first six games with the A's...went 7-for-16 (.438) with five runs scored, two home runs and seven RBI over that span...had his first career two-homer game July 19 against Minnesota...also had a career-high four RBI and a career-high three runs scored in that game...laced his first career triple July 21 against Toronto...was batting .320 with two home runs and seven RBI in 11 games with the A's when he was optioned to Nashville Aug. 3...return to Oakland for good Aug. 19 and hit .198 with three home runs and 13 RBI over his final 30 games...batted .263 in eight games in August but then hit .155 in September...seven of his nine hits in September were for extra bases (three doubles, one triple, three home runs)...had three home runs and eight RBI over a seven-game stretch from Sept. 14 to 22...hit .422 with four home runs and 14 RBI in 12 games with Round Rock and .349 with five home runs and 17 RBI in 25 games with Nashville...combined for a .374 batting average, 14 doubles, nine home runs and 31 RBI in 37 games overall in the minors...slugged .687...batted .462 with six home runs against left-handed pitching (.885 slugging percentage) compared to .316 with three home runs against right-handers (.557 slugging percentage)...hit .400 with runners in scoring position...appeared in 19 games in left field and 16 in right field...also went 6-for-9 (.667) with two home runs and seven RBI in two games at designated hitter...reached base safely via hit or walk in all 12 of his games at Round Rock...went 3-for-5 with two doubles, a home run and six RBI in his final game with the Express on June 1 at Tacoma...joined Nashville June 23 and was batting .432 in 13 games when he was promoted to Oakland July 7...then hit .262 in 12 games during his second stint with the Sounds from Aug. 6 to 18.

2014—Was selected from Triple-A Round Rock July 7 and was with the Rangers the rest of the year around his eight weeks on the disabled list...made 11 starts in left field, nine in right field and three at designated hitter...hit .349, which was the highest average in the majors among players with at least 50 at bats...it was the best average in the majors among players with at least 80 at bats since Josh Hamilton hit .359 for Texas in 2010...it was also the second best mark in club history to Hamilton's using the 80 at bat minimum...hit .476 against left-handed pitching and .400 at home...handled 41 chances in the outfield without an error...had a .366 average against the AL West...went 0-for-2 as a pinch-hitter and defensive replacement in his Major League debut July 7 against Houston...then was 8-for-12 in his next three games for the most hits ever for a Ranger in his four Major League contests...his first ML hit was

a double off Josh Zeid July 8 against Houston...had consecutive three-hit games, July 9 against Houston and July 10 against Los Angeles (AL)...joined Rusty Greer (1994) as the only Rangers ever with four multiple-hit games in his first seven ML contests...left the game July 11 after being hit in the left elbow with a pitch in the second inning but returned to the lineup the following night...had a .389 average with five RBI in 11 games before fracturing his left foot on a foul ball July 21 at New York (AL)...was placed on the DL July 25 and was not activated until Sept. 16...hit .320 with three home runs and seven RBI in 13 games the rest of the year...connected for his first ML homer Sept. 16 at Oakland off Scott Kazmir...had four hits Sept. 18 at Oakland...had eight multiple-hit games overall...combined for a .267 average with 10 home runs and 41 RBI in 80 games with Double-A Frisco and Triple-A Round Rock...served as Frisco's regular left fielder over the first three months of the season but also saw action in right field, center field, first base and designated hitter...hit .282 against right-handed pitching but just .229 against left-handers...batted .323 over a 42-game span from April 27 to June 11...had a 15-game hitting streak from April 22 to May 6...was selected to play in the Texas League All-Star Game on June 24 and was promoted to Round Rock the following day...played for Obregon in the Mexican Pacific Winter League following the season, batting .239 with three home runs and 12 RBI in 31 games.

2013—Combined to bat .253 with nine home runs and 35 RBI over 121 games with the Gulf Coast League Marlins, Double-A Jacksonville and Triple-A New Orleans in his final season in the Miami organization...hit .269 against left-handed pitching, .246 against right-handers...batting .316 during the day...appeared in 91 games in left field, 12 in right field and two in center field...hit in every spot in the batting order...saw his most action with 27 games batting fifth...opened the season in Jacksonville and was batting .196 with four RBI in 24 games when he was moved up to New Orleans May 6...hit five of his nine home runs over an 18-game stretch from July 6 to 30...was hitting .267 with nine home runs and 27 RBI in 74 games before going on the disabled list with a fractured finger...was out from Aug. 1-12 and went 3-for-6 (.500) during a two-game rehab assignment with the Gulf Coast League Marlins Aug. 10-12...hit .222 with four RBI in 18 games following his return.

2012—Spent the entire season at Double-A Jacksonville for the second consecutive year and batted .257 with seven home runs and 42 RBI in 112 games...added 78 walks for a .388 on-base percentage...led the Southern League in walks and ranked third in on-base percentage...hit .320 against left-handed pitching and .301 with runners on base...batted .293 with no home runs in 50 games during the first half, .229 with seven home runs in 62 games in the second half...appeared in 107 games in left field, four in right field and one in center field...batted leadoff 75 times...had a season-high four hits, including three doubles, May 2 at Birmingham...also had three doubles July 28 against Tennessee...played in the Southern League All-Star Game...endured a pair of trips to the disabled list April 18-28 with a hamstring strain and June 2-8 with a concussion.

2011—Hit .245 with seven home runs and 36 RBI in 116 games with Jacksonville in his Double-A debut...moved to the outfield full-time, appearing in 101 games in left field, seven in right field and three in center field...had 11 assists in 108 games overall in the outfield...hit in every spot in the order...was named Southern League Batter of the Week for the week of July 25 after going 7-for-18 (.389) with two home runs and six RBI in six games...including a grand slam July 26 against Carolina.

2010—Batted .264 with five home runs and 51 RBI in 109 games with Single-A Jupiter...led the Hammerheads in doubles (27) and RBI...appeared in 86 games at third base and 11 in left field...also hit .340 in 13 games at designated hitter...drove in five runs June 9 at St. Lucie...was on the disabled list from July 6-29 with a finger sprain.

2009—Ranked third in doubles (25) and 4th in walks (38) at Single-A Greensboro...appeared in 55 games at third base, eight at second base and one at first base...was selected as the Marlins' minor league hitter of the month for June after batting .299 with three home runs, 12 RBI and 20 walks.

2008—Combined to bat .271 over 77 games with the Gulf Coast League Nationals, Short Season Single-A Vermont, and Single-A Hagerstown...played exclusively second base on defense.

2007—Played in 28 games with the Gulf Coast League Nationals in his first professional season and hit .305 with a home run and 16 RBI in 28 games..

PERSONAL/MISCELLANEOUS

Jacob Michael Smolinski was originally signed by Nationals scout Steve Arneri...starred in baseball and football at Boylan Catholic High School in Rockford, IL (graduated 2007)...was selected as the Gatorade Illinois Baseball Player of the Year and the Louisville Slugger Player of the Year for Illinois as a senior...hit a school record .494 with a slugging percentage of .894 that year...was the only player from Illinois selected to compete in the 2007 National All-American Game...was also the starting quarterback on football team.

LIFETIME PLAYING RECORD

| Year | Club | AVG. | G | AB | R | H | 2B | 3B | HR | RBI | SH | SF | HP | BB | SO | SB | CS | SLG | OBP | E |
|------------------|---------------|-------------|------------|------------|-----------|------------|-----------|----------|-----------|-----------|----------|----------|-----------|-----------|------------|----------|----------|-------------|-------------|----------|
| 2007 | GCL Nationals | .305 | 28 | 105 | 18 | 32 | 8 | 0 | 1 | 16 | 0 | 0 | 1 | 13 | 24 | 7 | 2 | .410 | .387 | 1 |
| 2008 | Hagerstown | .261 | 50 | 184 | 28 | 48 | 12 | 1 | 4 | 22 | 3 | 1 | 3 | 19 | 33 | 1 | 2 | .402 | .338 | 7 |
| | GCL Nationals | .111 | 3 | 9 | 0 | 1 | 0 | 0 | 0 | 2 | 0 | 0 | 0 | 1 | 1 | 0 | 0 | .111 | .200 | 0 |
| | Vermont | .306 | 24 | 98 | 17 | 30 | 8 | 1 | 0 | 9 | 1 | 0 | 1 | 9 | 17 | 4 | 0 | .408 | .370 | 5 |
| 2009 | Greensboro | .283 | 77 | 279 | 50 | 79 | 25 | 0 | 7 | 31 | 0 | 0 | 5 | 38 | 45 | 2 | 5 | .448 | .379 | 18 |
| 2010 | Jupiter | .264 | 109 | 405 | 45 | 107 | 27 | 3 | 5 | 51 | 0 | 4 | 3 | 31 | 62 | 8 | 5 | .383 | .318 | 17 |
| 2011 | Jacksonville | .245 | 116 | 396 | 42 | 97 | 26 | 0 | 7 | 36 | 3 | 3 | 1 | 59 | 57 | 6 | 5 | .364 | .342 | 2 |
| 2012 | Jacksonville | .257 | 112 | 408 | 71 | 105 | 24 | 3 | 7 | 42 | 2 | 2 | 10 | 78 | 74 | 9 | 4 | .382 | .388 | 4 |
| 2013 | Jacksonville | .196 | 24 | 56 | 8 | 11 | 1 | 0 | 0 | 4 | 0 | 0 | 1 | 13 | 10 | 1 | 0 | .214 | .357 | 0 |
| | New Orleans | .258 | 95 | 314 | 36 | 81 | 14 | 2 | 9 | 31 | 0 | 1 | 5 | 37 | 61 | 8 | 1 | .401 | .345 | 4 |
| | GCL Marlins | .500 | 2 | 6 | 1 | 3 | 0 | 0 | 0 | 0 | 0 | 0 | 0 | 1 | 0 | 0 | 0 | .500 | .571 | 0 |
| 2014 | Frisco | .267 | 72 | 266 | 43 | 71 | 15 | 3 | 10 | 35 | 0 | 5 | 4 | 32 | 54 | 6 | 2 | .459 | .349 | 1 |
| | Round Rock | .267 | 8 | 30 | 7 | 8 | 6 | 0 | 0 | 6 | 0 | 0 | 0 | 4 | 5 | 0 | 0 | .467 | .353 | 1 |
| | TEXAS | .349 | 24 | 86 | 12 | 30 | 5 | 0 | 3 | 12 | 0 | 0 | 3 | 3 | 24 | 0 | 0 | .512 | .391 | 0 |
| 2015 | TEXAS | .133 | 35 | 60 | 12 | 8 | 1 | 0 | 1 | 6 | 0 | 2 | 1 | 11 | 20 | 1 | 0 | .200 | .270 | 0 |
| | Round Rock | .422 | 12 | 45 | 9 | 19 | 5 | 0 | 4 | 14 | 0 | 0 | 1 | 4 | 7 | 0 | 1 | .800 | .480 | 0 |
| | Nashville | .349 | 25 | 86 | 16 | 30 | 9 | 0 | 5 | 17 | 0 | 2 | 1 | 8 | 9 | 2 | 1 | .628 | .402 | 1 |
| | OAKLAND | .226 | 41 | 106 | 12 | 24 | 6 | 2 | 5 | 20 | 0 | 2 | 2 | 8 | 19 | 0 | 1 | .462 | .288 | 0 |
| 2016 | Nashville | .248 | 39 | 145 | 20 | 36 | 14 | 0 | 3 | 15 | 1 | 0 | 2 | 11 | 23 | 6 | 1 | .407 | .310 | 0 |
| | OAKLAND | .238 | 99 | 290 | 28 | 69 | 6 | 2 | 7 | 27 | 1 | 2 | 7 | 19 | 44 | 1 | 2 | .345 | .299 | 1 |
| ML Totals | | .242 | 199 | 542 | 64 | 131 | 18 | 4 | 16 | 65 | 1 | 6 | 13 | 41 | 107 | 2 | 3 | .378 | .307 | 1 |

CAREER TRANSACTIONS

2007 — Selected by the Washington Nationals organization in the 2nd round of the First-Year Player Draft. **2008** — Traded to the Florida Marlins with infielder Emilio Bonafacio and pitcher P.J. Dean for pitcher Scott Olsen and outfielder Josh Willingham, November 11. **2013** — Elected free agency, November 4; signed by the Texas Rangers to a minor league contract, November 18. **2014** — On the disabled list, July 22 to September 15. **2015** — Claimed off waivers by the Oakland Athletics, June 21.

VS. THE AMERICAN LEAGUE

| 2016 | | CAREER | | | | | | | | |
|------|----|--------|----|-----|-------------|------|----|----|----|-----|
| AVG. | AB | H | HR | RBI | vs. TEAM | AVG. | AB | H | HR | RBI |
| .375 | 8 | 3 | 0 | 0 | Baltimore | .375 | 8 | 3 | 0 | 0 |
| .200 | 10 | 2 | 0 | 0 | Boston | .200 | 10 | 2 | 0 | 0 |
| .400 | 10 | 4 | 0 | 0 | Chicago | .233 | 30 | 7 | 2 | 4 |
| .238 | 21 | 5 | 0 | 1 | Cleveland | .238 | 21 | 5 | 0 | 1 |
| .667 | 3 | 2 | 0 | 3 | Detroit | .667 | 3 | 2 | 0 | 3 |
| .233 | 30 | 7 | 0 | 2 | Houston | .278 | 72 | 20 | 1 | 6 |
| .111 | 9 | 1 | 0 | 0 | Kansas City | .111 | 9 | 1 | 0 | 0 |
| .176 | 34 | 6 | 0 | 0 | Los Angeles | .195 | 87 | 17 | 1 | 11 |
| .182 | 11 | 2 | 1 | 1 | Minnesota | .316 | 19 | 6 | 3 | 6 |
| .111 | 9 | 1 | 0 | 1 | New York | .294 | 17 | 5 | 0 | 2 |
| — | 0 | 0 | 0 | 0 | Oakland | .324 | 34 | 11 | 2 | 5 |
| .200 | 40 | 8 | 0 | 2 | Seattle | .211 | 71 | 15 | 1 | 4 |
| .533 | 15 | 8 | 2 | 5 | Tampa Bay | .474 | 19 | 9 | 2 | 5 |
| .174 | 46 | 8 | 2 | 5 | Texas | .167 | 54 | 9 | 2 | 7 |
| .250 | 8 | 2 | 0 | 1 | Toronto | .222 | 27 | 6 | 0 | 3 |

VS. THE NATIONAL LEAGUE

| 2016 | | CAREER | | | | | | | | |
|------|----|--------|----|-----|---------------|------|----|---|----|-----|
| AVG. | AB | H | HR | RBI | vs. TEAM | AVG. | AB | H | HR | RBI |
| — | 0 | 0 | 0 | 0 | Arizona | .100 | 10 | 1 | 0 | 1 |
| .111 | 9 | 1 | 0 | 0 | Chicago | .111 | 9 | 1 | 0 | 0 |
| .400 | 5 | 2 | 1 | 2 | Cincinnati | .400 | 5 | 2 | 1 | 2 |
| — | 0 | 0 | 0 | 0 | Los Angeles | .091 | 11 | 1 | 0 | 1 |
| .500 | 2 | 1 | 0 | 0 | Milwaukee | .500 | 2 | 1 | 0 | 0 |
| .286 | 7 | 2 | 0 | 0 | Pittsburgh | .286 | 7 | 2 | 0 | 0 |
| .000 | 8 | 0 | 0 | 0 | St. Louis | .000 | 8 | 0 | 0 | 0 |
| .800 | 5 | 4 | 1 | 4 | San Francisco | .556 | 9 | 5 | 1 | 4 |

MONTHLY BREAKDOWN

| 2016 | | CAREER | | | | | | | | |
|------|----|--------|----|-----|-----------|------|-----|----|----|-----|
| AVG. | AB | H | HR | RBI | by MONTH | AVG. | AB | H | HR | RBI |
| — | 0 | 0 | 0 | 0 | April | .122 | 41 | 5 | 1 | 3 |
| .217 | 23 | 5 | 0 | 5 | May | .229 | 35 | 8 | 0 | 8 |
| .400 | 40 | 16 | 4 | 11 | June | .340 | 47 | 16 | 4 | 11 |
| .265 | 68 | 18 | 2 | 6 | July | .310 | 129 | 40 | 4 | 18 |
| .214 | 84 | 18 | 1 | 5 | August | .223 | 103 | 23 | 1 | 9 |
| .141 | 71 | 10 | 0 | 0 | September | .196 | 179 | 35 | 6 | 16 |
| .500 | 4 | 2 | 0 | 0 | October | .500 | 8 | 4 | 0 | 0 |

BATTING BREAKDOWN

| 2016 | | CAREER | | | | | | | | |
|------|-----|--------|----|-----|-------------------|------|-----|----|----|-----|
| AVG. | AB | H | HR | RBI | by CATEGORY | AVG. | AB | H | HR | RBI |
| .277 | 159 | 44 | 4 | 18 | Home | .275 | 280 | 77 | 7 | 38 |
| .191 | 131 | 25 | 3 | 9 | Away | .206 | 262 | 54 | 9 | 27 |
| .241 | 112 | 27 | 2 | 8 | Day | .246 | 191 | 47 | 5 | 18 |
| .236 | 178 | 42 | 5 | 19 | Night | .239 | 351 | 84 | 11 | 47 |
| .301 | 83 | 25 | 4 | 16 | Pre-ASG | .265 | 166 | 44 | 5 | 27 |
| .213 | 207 | 44 | 3 | 11 | Post-ASG | .231 | 376 | 87 | 11 | 38 |
| .276 | 105 | 29 | 5 | 13 | vs. LHP | .290 | 210 | 61 | 11 | 36 |
| .216 | 185 | 40 | 2 | 14 | vs. RHP | .211 | 332 | 70 | 5 | 29 |
| .203 | 64 | 13 | 2 | 19 | RISP | .210 | 119 | 25 | 3 | 42 |
| .200 | 5 | 1 | 0 | 3 | Bases Loaded | .154 | 13 | 2 | 0 | 9 |
| .364 | 11 | 4 | 1 | 3 | Pinch Hitter | .261 | 23 | 6 | 1 | 4 |
| --- | 0 | 0 | 0 | 0 | Designated Hitter | .308 | 13 | 4 | 2 | 4 |

BALLPARK BREAKDOWN

| | AVG. | AB | H | HR | RBI |
|--------------------------|------|-----|----|----|-----|
| AT&T Park | .400 | 5 | 2 | 1 | 3 |
| Angel Stadium | .136 | 44 | 6 | 1 | 4 |
| Busch Stadium | .000 | 8 | 0 | 0 | 0 |
| Chase Field | .100 | 10 | 1 | 0 | 1 |
| Dodger Stadium | .000 | 7 | 0 | 0 | 0 |
| Globe Life Arlington | .233 | 103 | 24 | 2 | 8 |
| Great American Ball Park | .400 | 5 | 2 | 1 | 2 |
| Kauffman Stadium | .111 | 9 | 1 | 0 | 0 |
| Miller Park | .500 | 2 | 1 | 0 | 0 |
| Minute Maid Park | .267 | 30 | 8 | 1 | 5 |
| Oakland Coliseum | .274 | 226 | 62 | 7 | 34 |
| Progressive Field | .143 | 7 | 1 | 0 | 0 |
| Rogers Centre | .167 | 12 | 2 | 0 | 0 |
| Safeco Field | .273 | 33 | 9 | 1 | 3 |
| Target Field | .167 | 6 | 1 | 0 | 0 |
| Tropicana Field | .000 | 1 | 0 | 0 | 0 |
| U.S. Cellular Field | .269 | 26 | 7 | 2 | 4 |
| Yankee Stadium | .500 | 8 | 4 | 0 | 1 |

FIELDING STATISTICS

| Outfield | | | | | | | | |
|---------------|-------------|------------|------------|----------|----------|------------|----------|--|
| Year | Pct. | G | PO | A | E | TC | DP | |
| 2014 | 1.000 | 21 | 41 | 0 | 0 | 41 | 0 | |
| 2015 | 1.000 | 66 | 89 | 5 | 0 | 94 | 1 | |
| 2016 | .995 | 93 | 181 | 3 | 1 | 185 | 1 | |
| Totals | .997 | 180 | 311 | 8 | 1 | 320 | 2 | |

SMOLINKSI'S CAREER BESTS

Hits: 4, September 18, 2014 at Oakland
Home Runs: 2, July 19, 2015 vs. Minnesota
Runs Batted In: 4, July 19, 2015 vs. Minnesota
Stolen Bases: 1 (twice), last: July 5, 2016 at Minnesota
Hitting Streak: 7 (three times), last: August 17 to 24, 2016
Hitless Streak (At Bats): 20, September 20 to October 2, 2016
Game Ending RBI: None
Grand Slams: None
Pinch-Hit Home Runs: 1, June 28, 2016 at San Francisco (Javier Lopez)
Inside-The-Park Home Runs: None
Lead Off Home Runs: None

**RIGHT-HANDED PITCHER****Height/Weight:** 6-0 / 185**Bats/Throws:** Right / Right**Birthdate:** December 20, 1985**Opening Day Age:** 31**Birthplace/Resides:** Littleton, California / Buckeye, Arizona**Major League Service:** 48 days**Obtained:** Signed to a minor league contract, November 11, 2016**Contract Status:** First year of a one-year contract through 2017**NON-ROSTER INVITEE****CAREER HIGHLIGHTS**

Made his Major League debut with Tampa Bay in 2016 in his eight professional season...logged a 3.93 ERA in 16 relief appearances...is 22-14 with 24 saves and a 2.91 ERA (110 er in 340.1 ip) in 227 career minor league appearances, all in relief...has 376 strikeouts in 340.1 innings (9.94 per nine innings)...was a 27th round draft pick of Cleveland in 2009 and spent his first seven seasons in the Indians farm system before signing a minor league deal with the Rays following the 2015 season...had a 22.1-inning scoreless streak from April 29 to June 11, 2014...missed the entire 2013 season with a shoulder injury but pitched for Surprise in the Arizona Fall League that year...pitched for Phoenix in the AFL in 2011.

2016 HIGHLIGHTS

Made his Major League debut with Tampa Bay and was 0-1 with a 3.93 ERA in 16 relief appearances over three stints...surrendered just one home run in 18.1 innings...allowed a .273 opponents batting average, including .250 (5-for-20) by left-handed hitters compared to .283 (13-for-46) by right-handers...three of the five hits by lefties were for extra bases (two doubles, one home run)...had a .500 slugging percentage against lefties, .304 against righties...opponents hit .111 with two strikes...allowed 2-of-10 (20.0%) inherited runners to score...first batters faced hit .375...had a 2.45 ERA and .222 opponents batting average in nine games at home, a 6.14 ERA and .333 opponents average in seven contests on the road...posted a 2.08 ERA in five games on no days rest, a 4.50 ERA in his other 11 appearances...logged an 11.57 ERA in four interleague appearances compared to a 2.81 ERA in 12 games against American League competition...was selected from Triple-A Durham May 23 and made his ML debut May 24 at Miami when he retired the only two batters he faced...struck out Adeiny Hechavarria and got pinch hitter Chris Johnson to ground out...had his only decision the next day, allowing a run on three hits in 0.1 innings against the Marlins at Tropicana Field...surrendered just one run over his first five games through June 1 (2.25 ERA)...then had a 5.73 ERA over his final eight contests during his first stint...tossed a career-high 3.0 innings and struck out a career-high three batters June 16 against Seattle...allowed a career-high three runs on a career-high five hits while striking out a career-high tying three batters in 2.0 innings at Baltimore on June 25...that gave him a 4.80 ERA in 13 games and he was optioned to Durham following the game on the 25th...was recalled for his second stint July 4 and pitched in consecutive games on July 5 and 6 against Los Angeles (2.2 ip, 1 bb) before he was optioned July 15...returned for his final stint Aug. 25, struck out the only two batters he faced that day against Boston, and was optioned to Durham Aug. 26.

DURHAM: Spent the balance of the season with Durham and went 3-2 with four saves and a 3.66 ERA in 34 relief appearances with the Bulls...struck out 49 in 39.1 innings, an average of 11.21 per nine innings...walked just 12 for a strikeout-to-walk ratio of 4.08...allowed a .267 opponents batting average, including .259 (14-for-54) against left-handed hitters compared to .272 (25-for-92) against right-handers...had a .321 opponents average with the bases empty, .200 with runners on base...opponents hit .171 with runners in scoring position...yielded a .412 average to batters leading off an inning...compiled a 1.27 ERA and .213 opponents batting average in 17 games before the All-Star Break...then had a 6.50 ERA and .324 opponents average in 17 games after the break...converted 4-of-9 (44.4%) save opportunities...allowed 3-of-7 (42.9%) inherited runners to score...had a 5.59 ERA in the ninth inning, a 1.80 ERA in all other innings...posted a 1.89 ERA and .203 opponents batting average in 16 games on the road, a 5.31 ERA and .317 opponents average in 18 games at home...tossed at least one inning in 31 of his 34 appearances, including a season-high 2.0 innings three times (April 11 against Gwinett, June

30 at Norfolk and July 18 at Rochester)...walked a season-high three batters in 0.1 innings in his first appearance April 8 against Charlotte...allowed a run in each of his first two games (7.71 ERA)...then did not allow a run in 22 of his next 24 Triple-A contests from April 14 to Aug. 10...had a 0.66 ERA and .190 opponents batting average over that span...posted an 8.2-inning scoreless streak from April 14 to May 6...struck out a season-high three batters May 15 at Charlotte, his first of four three-strikeout games...had a 1.56 ERA and .213 opponents batting average in 14 appearances when he was promoted to Tampa Bay for the first time on May 23...was optioned back to Durham June 25 and did not allow a run in three games (4.0 ip) before returning to the Rays July 4...was optioned back to the Bulls July 15 and allowed a run in his first inning following his return...then had a 9.1-inning scoreless streak from July 18 to Aug. 10 to lower his Triple-A ERA to 1.14...however, posted a 14.09 ERA over his final eight contests...allowed a season-high five runs on a season-high six hits in 0.2 innings for the loss on Aug. 13 against Charlotte...won back-to-back games on Aug. 19 and 21 against Norfolk and was promoted to Tampa Bay a final time Aug. 25...was optioned back to Durham the next day and allowed four runs in 3.2 innings over his final four outings.

CAREER

2015—Spent his final season in the Cleveland organization at Triple-A Columbus where he went 1-1 with three saves and a 3.16 ERA in 26 appearances, all in relief...held the opposition to a .214 batting average, including .189 by right-handed hitters compared to .263 by left-handers...issued seven of his 10 walks and allowed five of his 10 extra base hits to lefties...had a .569 OPS against righties, .918 against lefties...yielded a .182 opponents batting average with runners on base...converted 3-of-6 (50.0%) save opportunities...allowed 4-of-17 (23.5%) inherited runners to score...had a 0.79 ERA in six games before the All-Star Break, a 4.50 ERA in 20 games after the break...logged a 4.30 ERA at home, a 2.16 ERA on the road...compiled a 1.29 ERA in the ninth inning...tossed more than one inning in 23 of his 26 appearances, including two or more innings five times...began the season on the restricted list for violating the Minor League Drug Prevention and Treatment Program...was reinstated May 31 and joined Columbus June 19...tossed a season-high 2.1 innings in his second appearance June 23 against Norfolk...matched that in his next outing June 29 at Indianapolis when he struck out a season-high four and did not allow a run for his first save...did not yield a run over a four-game stretch from June 29 to July 11 (7.1 ip)...made three postseason appearances for the Clippers (2.2 ip, 1 h, 2 r, 1 er, 2 bb, 2 so, 3.38 ERA)...pitched for Zulia in the Venezuelan Winter League following the season and had four saves and a 2.70 ERA in 14 relief appearances.

2014—Began the season at Double-A Akron and was 1-1 with seven saves and a 1.45 ERA in 24 appearances when he was promoted to Triple-A Columbus June 20...went 1-1 with a save and a 4.05 ERA in 22 games with the Clippers...combined for a 2-2 record, a career-high eight saves and a 2.65 ERA in a minor league best 46 appearances...allowed a .217 opponents batting average, including .180 against right-handed hitters compared to .271 against left-handers...yielded a .169 average with runners in scoring position...converted all eight of his save opportunities...allowed 9-of-30 (30.0%) inherited runners to score...compiled a 0.46 ERA in the eighth inning but had a 5.25 ERA in the ninth inning...had a 22.1-inning scoreless streak and converted each of his five save opportunities over a 15-game stretch from April 29 to June 11...pitched a season-high 2.0 innings May 7 at Erie, his first of 10 games with two innings pitched...struck out a season-high three batters May 21 at Altoona, his first of four three-strikeout games...did not allow a run and held the opposition to a .118 batting average in 10 games in May (16.0 ip)...was promoted to Columbus and did not surrender a run in his first six appearances with the Clippers (7.0 ip)...went 0-1 with a 0.00 ERA in two postseason appearances for Columbus (2.0 ip, 1 h, 1 r, 2 so).

2013—Spent the entire season on the disabled list with a strained right shoulder...pitched for Surprise in the Arizona Fall League and did not allow a run in four appearances (4.0 ip, 3 h, 3 so)...also pitched for Caguas in the Puerto Rican Winter League and compiled a 3.00 ERA in four games (3.0 ip, 2 h, 1 r, 1 er, 2 so).

2012—Pitched for three different teams in the Cleveland farm system and combined for a 13 record and a 4.42 ERA in 29 relief appearances with Single-A Carolina, Double-A Akron and Triple-A Columbus...the losses matched his career high...allowed a .292 batting average, including .289 against right-handed hitters compared to .298 against left-handers...yielded a .265 average with runners in scoring position...allowed 8-of-19 (42.1%) inherited runners to score...logged a 0.77 ERA in the eighth inning...began the

season on the disabled list with a strained right shoulder...was reinstated June 4 and assigned to Carolina where he went 1-0 with a 0.00 ERA (7.0 ip) in five appearances...was transferred to Akron June 22 and logged a 3.72 ERA in six games with the Aeros...did not allow a run in his first outing to extend his season-opening scoreless streak to 8.1 innings...was moved up to Columbus July 11 and spent the remainder of the season with the Clippers, going 0-3 with a 6.30 ERA in 18 appearances...struck out a season-high three batters July 23 at Lehigh Valley (also Aug. 17 against Durham)...tossed a season-high 2.1 scoreless innings Aug. 27 at Indianapolis.

2011—Pitched for three different teams in the Indians farm system and was a combined 7-3 with four saves, a 2.65 ERA and .238 opponents batting average in 42 relief appearances...had career highs in wins, losses and innings pitched (74.2)...struck out 82 batters, an average of 9.88 per nine innings...allowed a .171 batting average and .194 on-base percentage to batters leading off an inning...began the year at Single-A Kinston and went 4-2 with a 1.98 ERA in 21 appearances...tossed a season-high 4.0 scoreless and hitless innings for the win May 28 against Winston-Salem...was transferred to Double-A Akron June 24 and went 3-1 with a 3.30 ERA in 19 games with the Aeros...also had two one-game stints with Triple-A Columbus...the first came on July 19 against Scranton/Wilkes-Barre when he tossed 3.0 innings for the save...returned to Columbus in September and made one more regular season appearance on Sept. 3 (0.2 ip, 4 h, 2 r, 2 er)...also pitched in one postseason game (0.2 ip, 2 h, 1 so)...played for Phoenix in the Arizona Fall League following the season and had a 3.00 ERA in 10 appearances.

2010—Combined for a 6-2 record, two saves and a 2.09 ERA in 31 relief appearances with Single-A Lake County and Single-A Kinston...his ERA was a career low...struck out a career-high 91 batters in 64.2 innings, an average of 12.66 per nine innings...walked 19 for a strikeout-to-walk ratio of 4.79...allowed a .192 batting average, which included a .184 mark against right-handed hitters and .211 against left-handers...yielded a .196 average with runners in scoring position...began the season in extended spring training and was assigned to Lake County May 9...went 3-0 with a 0.76 ERA in 16 games with the Captains...had a 18.2-inning scoreless streak from May 27 to June 27...was promoted to Kinston July 11 and went 3-2 with a 3.72 ERA in 15 games with the Indians...made one postseason appearance with Kinston (3.0 ip, 2 h, 3 so).

2009—Made his professional debut with Short-Season Single-A Mahoning Valley of the New York-Penn League and was 2-1 with three saves a 2.75 ERA in 19 relief appearances...struck out 42 batters in 36.0 innings (10.50 per nine innings)...surrendered just one home run...allowed a .245 opponents batting average, including .216 against right-handed hitters...made his debut on June 21 against Jamestown (3.0 ip, 3 h, 1 bb, 3 so)...was credited with his first win July 29 against Williamsport (1.2 ip, 4 h, 3 r, 3 er, 1 bb, 4 so)...earned his first save in his next outing July 29 at Auburn (1.0 ip, 3 so)...did not allow a run in three postseason appearances for the Scrappers (2.0 ip, 2 h, 1 bb, 3 so).

PERSONAL/MISCELLANEOUS

Tyler James Sturdevant was originally signed by Indians scout Byron Ewing...pitched four seasons at New Mexico State University...redshirted in 2007 due to Tommy John surgery.

LIFETIME PITCHING RECORD

| Year | Club | W | L | ERA | G | GS | CG | SHO | SV | IP | H | R | ER | HR | HB | BB | IBB | SO | WP | BK |
|------------------|------------------|---------------------------|----------|-------------|-----------|----------|----------|----------|----------|-------------|-----------|----------|----------|----------|----------|----------|----------|-----------|----------|----------|
| 2009 | Mahoning Valley | 2 | 1 | 2.75 | 19 | 0 | 0 | 0 | 3 | 36.0 | 34 | 13 | 11 | 1 | 2 | 13 | 2 | 42 | 4 | 0 |
| 2010 | Lake County | 3 | 0 | 0.76 | 16 | 0 | 0 | 0 | 2 | 35.2 | 17 | 5 | 3 | 1 | 1 | 8 | 0 | 56 | 2 | 0 |
| | Kinston | 3 | 2 | 3.72 | 15 | 0 | 0 | 0 | 0 | 29.0 | 28 | 12 | 12 | 3 | 2 | 11 | 0 | 35 | 1 | 0 |
| 2011 | Kinston | 4 | 2 | 1.98 | 21 | 0 | 0 | 0 | 1 | 41.0 | 31 | 10 | 9 | 3 | 1 | 8 | 0 | 44 | 0 | 0 |
| | Akron | 3 | 1 | 3.30 | 19 | 0 | 0 | 0 | 2 | 30.0 | 30 | 12 | 11 | 2 | 0 | 9 | 0 | 34 | 0 | 1 |
| | Columbus | 0 | 0 | 4.91 | 2 | 0 | 0 | 0 | 1 | 3.2 | 6 | 3 | 2 | 0 | 0 | 2 | 0 | 4 | 0 | 0 |
| 2012 | Carolina | 1 | 0 | 0.00 | 5 | 0 | 0 | 0 | 0 | 7.0 | 2 | 0 | 0 | 0 | 0 | 2 | 0 | 3 | 0 | 0 |
| | Akron | 0 | 0 | 3.72 | 6 | 0 | 0 | 0 | 0 | 9.2 | 10 | 5 | 4 | 1 | 2 | 3 | 0 | 10 | 0 | 0 |
| | Columbus | 0 | 3 | 6.30 | 18 | 0 | 0 | 0 | 0 | 20.0 | 29 | 14 | 14 | 5 | 0 | 9 | 1 | 15 | 0 | 0 |
| 2013 | Columbus | (Injured — did not pitch) | | | | | | | | | | | | | | | | | | |
| 2014 | Akron | 1 | 1 | 1.45 | 24 | 0 | 0 | 0 | 7 | 31.0 | 19 | 5 | 5 | 1 | 0 | 9 | 1 | 30 | 2 | 0 |
| | Columbus | 1 | 1 | 4.05 | 22 | 0 | 0 | 0 | 1 | 26.2 | 26 | 13 | 12 | 3 | 0 | 8 | 0 | 24 | 0 | 0 |
| 2015 | Columbus | 1 | 1 | 3.16 | 26 | 0 | 0 | 0 | 3 | 31.1 | 24 | 11 | 11 | 5 | 2 | 10 | 0 | 30 | 1 | 0 |
| 2016 | Durham | 3 | 2 | 3.66 | 34 | 0 | 0 | 0 | 4 | 39.1 | 39 | 16 | 16 | 6 | 2 | 12 | 2 | 49 | 2 | 0 |
| | TAMPA BAY | 0 | 1 | 3.93 | 16 | 0 | 0 | 0 | 0 | 18.1 | 18 | 8 | 8 | 1 | 1 | 6 | 1 | 14 | 0 | 0 |
| ML Totals | TAMPA BAY | 0 | 1 | 3.93 | 16 | 0 | 0 | 0 | 0 | 18.1 | 18 | 8 | 8 | 1 | 1 | 6 | 1 | 14 | 0 | 0 |

CAREER TRANSACTIONS

2009 — Selected by the Cleveland Indians organization in the 27th round of the First-Year Player Draft. **2015** — On restricted list, April 9 to May 30. Elected free agency, November 6; signed by the Tampa Bay Rays to a minor league contract, November 20. **2016** — Elected free agency, November 7; signed by the Oakland Athletics to a minor league contract, November 11.

VS. THE AMERICAN LEAGUE

| 2016 | | CAREER | | | | | | | | | | | | |
|-------|---|--------|---|---|-----|----|-------------|-------|---|---|---|---|-----|----|
| ERA | W | L | S | G | IP | ER | vs. TEAM | ERA | W | L | S | G | IP | ER |
| 13.50 | 0 | 0 | 0 | 1 | 2.0 | 3 | Baltimore | 13.50 | 0 | 0 | 0 | 1 | 2.0 | 3 |
| 0.00 | 0 | 0 | 0 | 1 | 0.2 | 0 | Boston | 0.00 | 0 | 0 | 0 | 1 | 0.2 | 0 |
| 0.00 | 0 | 0 | 0 | 1 | 0.1 | 0 | Cleveland | 0.00 | 0 | 0 | 0 | 1 | 0.1 | 0 |
| 0.00 | 0 | 0 | 0 | 2 | 2.2 | 0 | Houston | 0.00 | 0 | 0 | 0 | 2 | 2.2 | 0 |
| 0.00 | 0 | 0 | 0 | 2 | 2.0 | 0 | Kansas City | 0.00 | 0 | 0 | 0 | 2 | 2.0 | 0 |
| 0.00 | 0 | 0 | 0 | 2 | 2.2 | 0 | Los Angeles | 0.00 | 0 | 0 | 0 | 2 | 2.2 | 0 |
| 5.40 | 0 | 0 | 0 | 1 | 1.2 | 1 | Minnesota | 5.40 | 0 | 0 | 0 | 1 | 1.2 | 1 |
| 0.00 | 0 | 0 | 0 | 1 | 1.0 | 0 | New York | 0.00 | 0 | 0 | 0 | 1 | 1.0 | 0 |
| 3.00 | 0 | 0 | 0 | 1 | 3.0 | 1 | Seattle | 3.00 | 0 | 0 | 0 | 1 | 3.0 | 1 |

BALLPARK BREAKDOWN

| | ERA | W | L | S | G | IP | ER |
|-------------------|-------|---|---|---|---|------|----|
| Camden Yards | 13.50 | 0 | 0 | 0 | 1 | 2.0 | 3 |
| Chase Field | 13.50 | 0 | 0 | 0 | 1 | 0.2 | 1 |
| Kauffman Stadium | 0.00 | 0 | 0 | 0 | 2 | 2.0 | 0 |
| Marlins Park | 0.00 | 0 | 0 | 0 | 1 | 0.2 | 0 |
| Progressive Field | 0.00 | 0 | 0 | 0 | 1 | 0.1 | 0 |
| Target Field | 5.40 | 0 | 0 | 0 | 1 | 1.2 | 1 |
| Tropicana Field | 2.45 | 0 | 1 | 0 | 9 | 11.0 | 3 |

FIELDING STATISTICS

| Pitcher | | | | | | | |
|---------------|--------------|-----------|----------|----------|----------|----------|----------|
| Year | Pct. | G | PO | A | E | TC | DP |
| 2016 | 1.000 | 16 | 2 | 2 | 0 | 4 | 2 |
| Totals | 1.000 | 16 | 2 | 2 | 0 | 4 | 2 |

VS. THE NATIONAL LEAGUE

| 2016 | | CAREER | | | | | | | | | | | | |
|-------|---|--------|---|---|-----|----|---------------|-------|---|---|---|---|-----|----|
| ERA | W | L | S | G | IP | ER | vs. TEAM | ERA | W | L | S | G | IP | ER |
| 13.50 | 0 | 0 | 0 | 1 | 0.2 | 1 | Arizona | 13.50 | 0 | 0 | 0 | 1 | 0.2 | 1 |
| 9.00 | 0 | 1 | 0 | 2 | 1.0 | 1 | Miami | 9.00 | 0 | 1 | 0 | 2 | 1.0 | 1 |
| 13.50 | 0 | 0 | 0 | 1 | 0.2 | 1 | San Francisco | 13.50 | 0 | 0 | 0 | 1 | 0.2 | 1 |

MONTHLY BREAKDOWN

| 2016 | | CAREER | | | | | | | | | | | | |
|------|---|--------|---|---|------|----|----------|------|---|---|---|---|------|----|
| ERA | W | L | S | G | IP | ER | by MONTH | ERA | W | L | S | G | IP | ER |
| 3.00 | 0 | 1 | 0 | 4 | 3.0 | 1 | May | 3.00 | 0 | 1 | 0 | 4 | 3.0 | 1 |
| 5.25 | 0 | 0 | 0 | 9 | 12.0 | 7 | June | 5.25 | 0 | 0 | 0 | 9 | 12.0 | 7 |
| 0.00 | 0 | 0 | 0 | 2 | 2.2 | 0 | July | 0.00 | 0 | 0 | 0 | 2 | 2.2 | 0 |
| 0.00 | 0 | 0 | 0 | 1 | 0.2 | 0 | August | 0.00 | 0 | 0 | 0 | 1 | 0.2 | 0 |

PITCHING BREAKDOWN

| 2016 | | CAREER | | | | | | | | | | | | |
|------|---|--------|---|----|------|----|-------------|------|---|---|---|----|------|----|
| ERA | W | L | S | G | IP | ER | by CATEGORY | ERA | W | L | S | G | IP | ER |
| 2.45 | 0 | 1 | 0 | 9 | 11.0 | 3 | Home | 2.45 | 0 | 1 | 0 | 9 | 11.0 | 3 |
| 6.14 | 0 | 0 | 0 | 7 | 7.1 | 5 | Away | 6.14 | 0 | 0 | 0 | 7 | 7.1 | 5 |
| 4.76 | 0 | 0 | 0 | 8 | 11.1 | 6 | Day | 4.76 | 0 | 0 | 0 | 8 | 11.1 | 6 |
| 2.57 | 0 | 1 | 0 | 8 | 7.0 | 2 | Night | 2.57 | 0 | 1 | 0 | 8 | 7.0 | 2 |
| 4.08 | 0 | 1 | 0 | 15 | 17.2 | 8 | Pre-ASG | 4.08 | 0 | 1 | 0 | 15 | 17.2 | 8 |
| 0.00 | 0 | 0 | 0 | 1 | 0.2 | 0 | Post-ASG | 0.00 | 0 | 0 | 0 | 1 | 0.2 | 0 |
| — | 0 | 0 | 0 | 0 | 0.0 | 0 | Starter | — | 0 | 0 | 0 | 0 | 0.0 | 0 |
| 3.93 | 0 | 1 | 0 | 16 | 18.1 | 8 | Reliever | 3.93 | 0 | 1 | 0 | 16 | 18.1 | 8 |

STURDEVANT'S CAREER BESTS

Low Hit Complete Game: None
Innings Pitched: 3.0, June 16, 2016 vs. Seattle
Strikeouts: 3 (twice), last: June 25, 2016 at Baltimore
Pitches: 37, June 25, 2016 at Baltimore
Longest Winning Streak: None
Longest Losing Streak: 1, May 25, 2016 to present
Longest Scoreless Streak: 4.1, June 11 to 16, 2016

RIGHT-HANDED PITCHER**Height/Weight:** 6-5 / 226**Bats/Throws:** Right / Right**Birthdate:** June 30, 1988**Opening Day Age:** 28**Birthplace/Resides:** Wichita, Kansas / Seattle, Washington**Major League Service:** 2 years, 65 days**Obtained:** Acquired from the Washington Nationals with minor leaguers Sheldon Neuse and Jesus Lazardo for Sean Doolittle and Ryan Madson, July 16, 2017**Contract Status:** First year of a one-year contract through 2017**CAREER HIGHLIGHTS**

Was originally selected by the A's in the seventh round of the 2011 First-Year Player Draft but was traded to Washington in a three-team, five-player deal prior to the 2013 season before returning to Oakland in a five-player trade in July of 2017...made his Major League debut with Washington in 2014 and is 8-9 with a 2.91 ERA in 148 games in three seasons in the majors...led Major League relievers with 17 double play induced in 2016...made three postseason appearances in the NLDS in 2016...transitioned to a full-time relief role in 2015...made seven starts and eight relief appearances in 2014.

2016 HIGHLIGHTS

Established himself as one of the top relievers in Major League Baseball, appearing in a career-high 73 games...ranked among National League relievers in ERA (8th, 2.28), holds (12th, 22) and games played (t-12th, 73)...led NL relievers and ranked third in the majors in ground ball percentage (66.5%)...induced 17 double plays, which was the most in the majors among relievers...allowed a career-low 51 hits...recorded a 0.68 ERA with 14 strikeouts, four walks, 10 hits and seven holds in his final 15 games of the regular season...posted a 1.89 ERA in 37 road contests...tossed 16.1 consecutive scoreless innings from May 15 to June 24...recorded his first career save, June 27 at Cleveland (0.2 ip)...made his first appearance in the postseason...earned the win in Game 2 of the NLDS against Los Angeles (1.1 ip, 2 so).

CAREER

2015—Made his first Opening Day roster...transitioned to a relief role...induced ground balls at a rate of 63.8 percent (fifth in NL) and ranked 11th in the majors in fastball velocity (96.4 mph)...held right-handed batters to a .187/.276/.216 line while surrendering just two extra base hits (double, home run) in 134 at bats...allowed fewer hits per nine innings (8.25) than in 2014 (10.13)...also improved his strikeouts per nine innings (8.65) as compared to 2014 (5.33)...was optioned to Triple-A Syracuse July 20 and recalled Aug. 6...struck out 14 in 12.0 scoreless innings of relief spanning five games...upon his return to Washington, tossed scoreless relief in next 12 games (13.0 ip)...struck out 12, walked two and posted a 0.69 WHIP over that stretch.

2014—Enjoyed six separate stints with the Nationals in 2014 despite never having pitched above Double-A entering the 2014 season...was 1-3 with a 3.00 ERA in seven starts for Washington...faced, among others, C.Kershaw, E.Volquez, A.Cashner, T.Hudson, J. Samardzija (16 combined Opening Day starts)...made his Major League debut April 12 at Atlanta with 2.0 scoreless innings...spun 5.0 innings of two-run ball to pocket his first career win, June 28 at Chicago-NL (G2)...went 8-2 with a 3.35 ERA in 16 International League starts for Triple-A Syracuse...fanned 7.1 batters per nine innings and walked just 2.2 batters per nine innings at Triple-A.

2013—Combined on a 3.47 ERA in 23 games (22 starts) for Double-A Harrisburg and short-season Single-A Auburn in his third professional season...fanned a career-high 93 batters in 124.2 innings...was touched for only nine home runs in that span.

2012—Began his conversion to a starting role, going 6-6 with a 4.70 ERA in 15 starts for Stockton of the Single-A California League...struck out a career-best 10 on June 12 vs. Bakersfield...posted a 2.08 ERA in nine relief appearances, fanning 14 in 13.0 innings out of the bullpen...registered a 4.0 strikeout-to-walk ratio (92 so, 23 bb).

2011—Posted a win, two saves, a 3.67 ERA and allowed only one homer in his 30.0-inning pro debut with Burlington of the Single-A Midwest League and the Athletics’ Arizona Rookie League club.

PERSONAL/MISCELLANEOUS

Blake M. Treinen was originally signed by A’s scout Kevin Mello...he and his wife, Kati, have one daughter, Addison...pitched collegiately as a walk-on and graduated from South Dakota State University...went 10-4 with a 4.46 ERA in 25 career starts spanning two seasons (2010-11) for the Jackrabbits...struck out 9.4 batters per 9.0 innings at SDSU...before his arrival in Brookings, SD, studied at the University of Arkansas and Baker (KS) University...was member of Baker’s JV squad...attempted to try out at Arkansas, but school did not have a program for walk-ons...was forced to sit out 2009 campaign while transferring from Arkansas to South Dakota State...graduated from Osage City (KS) High School...during 2016 Spring Training, garnered attention as the subject of a clue on “Jeopardy,” The Nationals’ Blake Treinen hit 100 miles per hour with this type of pitch that gets its name from its downward motion (answer: “What is a sinker?”).

LIFETIME PITCHING RECORD

| Year | Club | W | L | ERA | G | GS | CG | SHO | SV | IP | H | R | ER | HR | HB | BB | IBB | SO | WP | BK |
|------------------|---------------|----------|----------|-------------|------------|----------|----------|----------|----------|--------------|------------|-----------|-----------|-----------|----------|-----------|-----------|------------|----------|----------|
| 2011 | AZL Athletics | 0 | 0 | 0.00 | 3 | 0 | 0 | 0 | 0 | 3.0 | 3 | 0 | 0 | 0 | 0 | 1 | 0 | 7 | 0 | 0 |
| | Burlington | 1 | 1 | 3.67 | 18 | 0 | 0 | 0 | 2 | 27.0 | 20 | 13 | 11 | 1 | 1 | 7 | 0 | 29 | 2 | 0 |
| 2012 | Stockton | 7 | 7 | 4.37 | 24 | 15 | 1 | 0 | 0 | 103.0 | 116 | 60 | 50 | 11 | 4 | 23 | 0 | 92 | 5 | 0 |
| 2013 | Harrisburg | 6 | 7 | 3.64 | 21 | 20 | 0 | 0 | 0 | 118.2 | 125 | 54 | 48 | 9 | 4 | 33 | 2 | 86 | 8 | 1 |
| | Auburn | 0 | 0 | 0.00 | 2 | 2 | 0 | 0 | 0 | 6.0 | 1 | 0 | 0 | 0 | 0 | 0 | 0 | 7 | 0 | 0 |
| 2014 | Syracuse | 8 | 2 | 3.35 | 16 | 16 | 0 | 0 | 0 | 80.2 | 78 | 34 | 30 | 4 | 4 | 20 | 0 | 64 | 2 | 0 |
| | WASHINGTON | 2 | 3 | 2.49 | 15 | 7 | 0 | 0 | 0 | 50.2 | 57 | 17 | 14 | 1 | 2 | 13 | 1 | 30 | 1 | 0 |
| 2015 | WASHINGTON | 2 | 5 | 3.86 | 60 | 0 | 0 | 0 | 0 | 67.2 | 62 | 32 | 29 | 4 | 2 | 32 | 6 | 65 | 4 | 0 |
| | Syracuse | 0 | 0 | 0.00 | 5 | 0 | 0 | 0 | 0 | 12.0 | 6 | 0 | 0 | 0 | 0 | 1 | 0 | 14 | 3 | 0 |
| 2016 | WASHINGTON | 4 | 1 | 2.28 | 73 | 0 | 0 | 0 | 1 | 67.0 | 51 | 19 | 17 | 5 | 0 | 31 | 6 | 63 | 1 | 0 |
| ML Totals | | 8 | 9 | 2.91 | 148 | 7 | 0 | 0 | 1 | 185.1 | 170 | 68 | 60 | 10 | 4 | 76 | 13 | 158 | 6 | 0 |

CAREER TRANSACTIONS

2010 — Selected by the Florida Marlins in the 23rd round of the First-Year Player Draft; did not sign. **2011** — Selected by the Oakland Athletics in the 7th round of the First-Year Player Draft. **2013** — Traded to the Washington Nationals with minor league pitcher A.J. Cole and a PTBNL (minor league pitcher Ian Krol on March 20) as part of a three-team deal in which the Seattle Mariners sent catcher John Jaso to Oakland and the Nationals sent outfielder Michael Morse to Seattle, January 16. **2017** — Traded to the Oakland Athletics with minor league pitcher Jesus Luzardo and minor league infielder Sheldon Neuse for pitchers Sean Doolittle and Ryan Madson, July 16.

DIVISION SERIES PITCHING RECORD

| Year | Club/Opp. | W | L | ERA | G | GS | CG | SHO | SV | IP | H | R | ER | HR | HB | BB | IBB | SO | WP | BK |
|------|-------------|---|---|------|---|----|----|-----|----|-----|---|---|----|----|----|----|-----|----|----|----|
| 2016 | WAS vs. LAD | 1 | 1 | 6.75 | 3 | 0 | 0 | 0 | 0 | 2.2 | 3 | 2 | 2 | 0 | 1 | 0 | 0 | 5 | 0 | 0 |

TREINEN’S CAREER BESTS

Low Hit Complete Game: None

Innings Pitched: 6.0, June 7, 2014 at San Diego. As reliever: 4.0, May 14, 2015 at San Diego

Strikeouts: 6, May 14, 2015 at San Diego

Pitches: 102, May 22, 2014 at Pittsburgh. As reliever: 66, June 7, 2016 at Chicago (AL)

Longest Winning Streak: 2 (four times), last: May 13 to June 7, 2016

Longest Losing Streak: 3 (twice), last: September 7 to October 4, 2015

Longest Scoreless Streak: 16.1, May 15 to June 24, 2016

**RIGHT-HANDED PITCHER****Height/Weight:** 6-4 / 222**Bats/Throws:** Right / Right**Birthdate:** March 16, 1989**Opening Day Age:** 28**Birthplace/Resides:** Nashville, Tennessee / Nashville, Tennessee**Major League Service:** 123 days**Obtained:** Claimed off waivers from Baltimore, March 13, 2016**Contract Status:** First year of a one-year contract through 2017**CAREER HIGHLIGHTS**

Was drafted by Cleveland and San Francisco before signing with Kansas City after the Royals selected him in the 19th round of the 2012 draft...was traded to the Baltimore organization at the start of the 2015 and was claimed off waivers by the Oakland organization in the spring of 2016...made his Major League debut with the A's, going 1-1 with a 4.31 ERA in 24 games, including six starts...is 13-10 with a 2.09 ERA (59 er in 254.1 ip) in 168 games, including one start, in five seasons in the minors...has surrendered just seven home runs in 254.1 innings (0.25 per nine innings) and has issued just 56 walks (1.98 per nine innings)...converted each of his 17 save opportunities at Double-A Bowie in 2015...led the Texas League with 19 saves at Northwest Arkansas in 2014...was a TL All-Star that year.

2016 HIGHLIGHTS

Was claimed off waivers from Baltimore during the spring and went 1-1 with a 4.31 ERA and .255 opponents batting average in 24 games (six starts) over eight stints in his Major League debut with the A's...the eight stints are believed to be the most in one season in Oakland history...the stints were April 25-26, April 29, May 7 (26th man for doubleheader), May 10-June 3, June 18, June 30-July 1, July 4-August 3 (includes stay on the DL from July 18-Aug. 1) and Aug. 5 through the end of the season...five of his eight stints began less than eight days following his previous option...had three one-day stints and two two-day stints...struck out 55 and walked just 13 for a strikeout-to-walk ratio of 4.23...compiled an 8.00 ERA and .312 opponents batting average in 10 relief appearances over his first four stints through June 3...then went 1-1 with a 2.58 ERA and .224 opponents batting average in 14 games (six starts), over his final four stints...allowed three home runs over his first four stints (18.0 ip) and two in his last four (38.1 ip)...his opponents batting average included a .235 (28-for-119) mark against right-handed hitters compared to .277 (28-for-101) against left-handers...issued 9 of his 13 walks to lefties...was 1-1 with a 2.81 ERA and .191 opponents batting average in his six starts, 0-0 with a 5.58 ERA and .302 opponents average in 18 relief appearances...walked just one batter in 25.2 innings as a starter...first batters faced hit .176 with no extra base hits and one walk (.222 on-base percentage)...allowed 4-of-8 (50.0%) inherited runners to score...had an 0-1 record and a 2.81 ERA in 12 games at home compared to 1-0 with a 5.58 ERA in 12 games on the road...surrendered four of his five home runs on the road...logged a 0.93 ERA and .183 opponents batting average over innings one through three compared to a 6.08 ERA and .289 opponents batting average from the fourth inning on...held the opposition to a .144 batting average with two strikes...the three hitter in the order batted .429 but he allowed a .160 batting average against the clean-up hitter...tossed at least one inning in 17 of his 18 relief appearances, including two or more 10 times...pitched fewer than five innings in three of his six starts and his longest start was six innings...the A's were 1-5 (.167) in his starting assignments...walked one batter or fewer in all but two appearances.

OAKLAND: Was recalled from Nashville April 25 and made his ML debut that day at Detroit...retired the side in order in the eighth inning (1.0 ip, 1 so) and struck out the first batter he faced (Tyler Collins)...was sent back to Nashville two days later...did not pitch during his second stint, which lasted one day (April 29)...pitched just once during his third stint when he was the 26th man for the May 7 doubleheader at Baltimore...struck out the side in the ninth inning of the night game...was recalled a fourth time May 10 and allowed at least one run in seven of his eight appearances for a 9.00 ERA and .338 opponents batting average...including June 3 at Houston when he had career highs in hits (7) and runs (5)...was optioned to Nashville June 4...returned for stint number five June 18 and made his first big league start that day against Los Angeles (AL)...allowed a run on three hits in 3.0 innings and had a no decision in a 7-1 A's loss...was sent back to Nashville the following day...did not allow a run in two

games during stint number six from June 30 to July 1 (3.2 ip)...stint number seven began July 4 and he allowed at least one run in each of his three appearances before going on the 15-day disabled list July 19 retroactive to July 18 with a right shin contusion...was reinstated Aug. 2, tossed 2.1 scoreless innings Aug. 3 at Los Angeles (AL) and was optioned Aug. 4...was brought back the next day when Jesse Hahn went on the DL and went 1-1 with a 2.92 ERA and .191 opponents average in seven games (five starts) during his final stint...allowed just one home run and walked two batters in 24.2 innings before a lumbar strain ended his season in early September...pitched in relief in each of the first two outings of his eighth stint but his final five appearances of the season were starts...was charged with his first career loss Aug. 11 against Baltimore when he allowed three runs on five hits in 4.0 innings...tossed a career-high 89 pitches in a career-high 6.0 scoreless innings Aug. 22 against Cleveland but had a no decision in a 1-0 loss...was credited with the first win of his career in the A's 7-4 win at St. Louis Aug. 28...struck out a career-high eight batters in a career-high tying 6.0 innings...left his final start on Sept. 2 against Boston after one inning and did not pitch again due to a lumbar strain.

NASHVILLE: Went 2-1 with two saves and a 2.95 ERA in 16 appearances with Triple-A Nashville, all in relief...struck out 21 and walked five in 18.1 innings...did not surrender a home run...allowed a .225 batting average, including .130 (3-for-23) against left-handed hitters compared to .271 (13-for-48) against right-handers...had a .125 batting average and .222 on-base percentage against batters leading off an inning...opponents hit .273 with runners in scoring position...did not allow a run in seven games on the road (8.0 ip) and five appearances during the day (5.2 ip)...allowed 1-of-2 (50.0%) inherited runners to score...tossed one or more innings in 15 of his 16 appearances, including a season-high 2.0 innings April 23 against New Orleans and July 28 against Colorado Springs...did not allow a run 12 times...including each of his first three games (3.0 ip) when he picked up his only two wins of the season (April 8 against Oklahoma City and April 13 against Colorado Springs)...surrendered a season-high four runs on a season-high four hits in a season-low 0.1 innings for his only loss April 14 against Colorado Springs...his most pitches in a game came on April 20 at Colorado Springs (40)...had a 5.14 ERA in six games before his first promotion to Oakland on April 25...compiled a 1.59 ERA in 10 games after that...recorded his first save of the season May 1 at Round Rock with a scoreless ninth inning...matched his season-high with three strikeouts in the second game of a double header on June 9 at Oklahoma City (also April 11 against Colorado Springs)...was credited with his second save June 12 at Oklahoma City.

CAREER

2015—Spent the entire season at Double-A Bowie and went 0-2 with a 1.03 ERA and 17 saves in 43 appearances...led the Baysox in saves and appearances...converted all 17 of his save opportunities and did not allow a home run in 61.0 innings...was among the Eastern League leaders among relievers in lowest opponents batting average (fourth, .196), strikeouts per nine innings (fifth, 10.33), fewest walks per nine innings (first, 1.48) and fewest baserunners per nine innings (second, 8.85)...allowed a .153 batting average with runners in scoring position...posted a career-high 16-game (17.2 ip) scoreless streak from May 26 to July 28 with 10 saves in that span...that included a stint on the disabled list from May 27 to June 10 (plantar fasciitis, left foot)...held right-handed batters to a .184 (25-for-136) batting average, while left-handed batters hit .218 (17-for-78) against him...in 25 home games, logged a 0.51 ERA and struck out 47 batters in 35.1 innings...had a 0.61 ERA in 31 outings at night...went 0-1 with a save, a blown save and a 3.60 ERA in four postseason appearances...finished Game 5 of the Eastern League Championship Series, tossing a scoreless ninth inning as Bowie defeated Reading for the title...was ranked as the No. 28 Orioles prospect according to MLB.com following the season.

2014—Named a mid-season All-Star for Double-A Northwest Arkansas and named a Texas League All-Star...led the Texas League in saves (19), was second in games finished (32), fourth in fewest walks per nine innings (2.20), and fifth in fewest baserunners per nine innings (11.46)...made the first start of his professional career on May 18 against Tulsa and logged a season-high 4.0 innings (2 h, 1 er, 1 bb, 2 so)...posted a nine-game (15.0 ip) scoreless streak from April 21 to May 15...converted five consecutive save opportunities from July 23 to Aug. 3...was placed on the disabled list Aug. 17 with a strained back...was reinstated Aug. 30 and transferred to Triple-A Omaha Sept. 1...made one appearance Sept. 1 against Colorado Springs and was credited with his 20th save of the season (0.2 ip)...pitched for Oriente in the Dominican Winter League following the season and was 1-0 with a 21.60 ERA in three relief appearances.

2013—Spent most of the season at Single-A Wilmington where he was 5-3 with nine saves and a 2.54 ERA in 39 relief appearances...finished fifth in the Carolina League in saves and fourth among relievers in strikeouts per nine innings (9.40)...posted a 1.86 ERA in 19 home games...went 3-0 with two saves and a 0.57 ERA over 10 games in July...was transferred to Double-A Northwest Arkansas Aug. 20 and did not allow a run in four relief appearances (6.2 ip).

2012—Made his first professional appearance on June 20 against Orem, tossing 1.0 scoreless inning...earned his first professional win on June 29 against Burlington after logging 5.0 innings without allowing an earned run...struck out a season-high six batters over 2.0 innings on Aug. 2 against Beloit...posted a five-game (10.0 ip) scoreless streak from Aug. 11 to 27, while recording four saves and 14 strikeouts.

PERSONAL/MISCELLANEOUS

Andrew Austin Triggs was originally signed by Royals scout Rich Amaral...graduated from Nashville's Montgomery Bell High School in 2007...earned a degree in political science at the University of Southern California in 2011...spent the 2011-12 academic year in the university's MBA program...at USC, he earned conference All-Academic honors each season from 2009-12 and was named the 2012 Pac-12 Baseball Spring Scholar-Athlete of the Year...posted a 3.96 ERA as a redshirt freshman in 2009, earning Pac-10 honorable mention status...was the team's No. 1 pitcher in the rotation in 2010.

LIFETIME PITCHING RECORD

| Year | Club | W | L | ERA | G | GS | CG | SHO | SV | IP | H | R | ER | HR | HB | BB | IBB | SO | WP | BK |
|------------------|-------------|----------|----------|-------------|-----------|----------|----------|----------|----------|-------------|-----------|-----------|-----------|----------|----------|-----------|----------|-----------|----------|----------|
| 2012 | Idaho Falls | 0 | 0 | 2.45 | 2 | 0 | 0 | 0 | 0 | 3.2 | 4 | 2 | 1 | 0 | 0 | 1 | 0 | 3 | 0 | 0 |
| | Kane County | 1 | 1 | 1.70 | 20 | 0 | 0 | 0 | 4 | 42.1 | 31 | 13 | 8 | 2 | 1 | 9 | 0 | 48 | 0 | 0 |
| 2013 | Wilmington | 5 | 3 | 2.54 | 39 | 0 | 0 | 0 | 9 | 60.1 | 58 | 29 | 17 | 1 | 7 | 12 | 1 | 63 | 6 | 2 |
| | NW Arkansas | 1 | 0 | 0.00 | 4 | 0 | 0 | 0 | 0 | 6.2 | 2 | 0 | 0 | 0 | 0 | 2 | 1 | 10 | 0 | 0 |
| 2014 | NW Arkansas | 4 | 3 | 2.93 | 43 | 1 | 0 | 0 | 19 | 61.1 | 55 | 28 | 20 | 4 | 5 | 16 | 1 | 38 | 2 | 0 |
| | Omaha | 0 | 0 | 0.00 | 1 | 0 | 0 | 0 | 1 | 0.2 | 0 | 0 | 0 | 0 | 0 | 0 | 0 | 0 | 0 | 0 |
| 2015 | Bowie | 0 | 2 | 1.03 | 43 | 0 | 0 | 0 | 17 | 61.0 | 42 | 9 | 7 | 0 | 7 | 11 | 1 | 70 | 6 | 0 |
| 2016 | Nashville | 2 | 1 | 2.95 | 16 | 0 | 0 | 0 | 2 | 18.1 | 16 | 7 | 6 | 0 | 4 | 5 | 1 | 21 | 0 | 0 |
| | OAKLAND | 1 | 1 | 4.31 | 24 | 6 | 0 | 0 | 0 | 56.1 | 56 | 30 | 27 | 5 | 3 | 13 | 1 | 55 | 2 | 0 |
| ML Totals | | 1 | 1 | 4.31 | 24 | 6 | 0 | 0 | 0 | 56.1 | 56 | 30 | 27 | 5 | 3 | 13 | 1 | 55 | 2 | 0 |

CAREER TRANSACTIONS

2010 — Selected by the Cleveland Indians in the 24th round of the First-Year Player Draft; did not sign. **2011** — Selected by the San Francisco Giants in the 21st round of the First-Year Player Draft; did not sign. **2012** — Selected by the Kansas City Royals in the 19th round of the First-Year Player Draft. **2015** — Traded to the Baltimore Orioles for cash, April 4. **2016** — Claimed off waivers by the Oakland Athletics, March 13. On the disabled list, July 18 to August 1; included rehabilitation assignment to Nashville, July 26 to August 1.

VS. THE AMERICAN LEAGUE

| 2016 | | CAREER | | | | | | | | | | | | |
|-------|---|--------|---|---|-----|----|-------------|-------|---|---|---|---|-----|----|
| ERA | W | L | S | G | IP | ER | vs. TEAM | ERA | W | L | S | G | IP | ER |
| 5.40 | 0 | 1 | 0 | 2 | 5.0 | 3 | Baltimore | 5.40 | 0 | 1 | 0 | 2 | 5.0 | 3 |
| 4.50 | 0 | 0 | 0 | 3 | 4.0 | 2 | Boston | 4.50 | 0 | 0 | 0 | 3 | 4.0 | 2 |
| — | 0 | 0 | 0 | 0 | 0.0 | 0 | Chicago | — | 0 | 0 | 0 | 0 | 0.0 | 0 |
| 0.00 | 0 | 0 | 0 | 1 | 6.0 | 0 | Cleveland | 0.00 | 0 | 0 | 0 | 1 | 6.0 | 0 |
| 4.50 | 0 | 0 | 0 | 2 | 2.0 | 1 | Detroit | 4.50 | 0 | 0 | 0 | 2 | 2.0 | 1 |
| 9.00 | 0 | 0 | 0 | 2 | 6.0 | 6 | Houston | 9.00 | 0 | 0 | 0 | 2 | 6.0 | 6 |
| — | 0 | 0 | 0 | 0 | 0.0 | 0 | Kansas City | — | 0 | 0 | 0 | 0 | 0.0 | 0 |
| 1.69 | 0 | 0 | 0 | 2 | 5.1 | 1 | Los Angeles | 1.69 | 0 | 0 | 0 | 2 | 5.1 | 1 |
| 5.40 | 0 | 0 | 0 | 1 | 1.2 | 1 | Minnesota | 5.40 | 0 | 0 | 0 | 1 | 1.2 | 1 |
| 6.00 | 0 | 0 | 0 | 1 | 3.0 | 2 | New York | 6.00 | 0 | 0 | 0 | 1 | 3.0 | 2 |
| — | 0 | 0 | 0 | 0 | 0.0 | 0 | Oakland | — | 0 | 0 | 0 | 0 | 0.0 | 0 |
| 22.50 | 0 | 0 | 0 | 1 | 2.0 | 5 | Seattle | 22.50 | 0 | 0 | 0 | 1 | 2.0 | 5 |
| 4.50 | 0 | 0 | 0 | 1 | 2.0 | 1 | Tampa Bay | 4.50 | 0 | 0 | 0 | 1 | 2.0 | 1 |
| 1.35 | 0 | 0 | 0 | 2 | 6.2 | 1 | Texas | 1.35 | 0 | 0 | 0 | 2 | 6.2 | 1 |
| 0.00 | 0 | 0 | 0 | 1 | 1.0 | 0 | Toronto | 0.00 | 0 | 0 | 0 | 1 | 1.0 | 0 |

VS. THE NATIONAL LEAGUE

| 2016 | | CAREER | | | | | | | | | | | | |
|------|---|--------|---|---|-----|----|---------------|------|---|---|---|---|-----|----|
| ERA | W | L | S | G | IP | ER | vs. TEAM | ERA | W | L | S | G | IP | ER |
| 4.50 | 0 | 0 | 0 | 1 | 1.0 | 0 | Chicago | 4.50 | 0 | 0 | 0 | 2 | 2.0 | 1 |
| 0.00 | 0 | 0 | 0 | 1 | 1.0 | 0 | Pittsburgh | 0.00 | 0 | 0 | 0 | 1 | 1.0 | 0 |
| 4.50 | 1 | 0 | 0 | 1 | 6.0 | 3 | St. Louis | 4.50 | 1 | 0 | 0 | 1 | 6.0 | 3 |
| 0.00 | 0 | 0 | 0 | 1 | 2.2 | 0 | San Francisco | 0.00 | 0 | 0 | 0 | 1 | 2.2 | 0 |

MONTHLY BREAKDOWN

| 2016 | | CAREER | | | | | | | | | | | | | |
|------|---|--------|---|---|------|----|-----------|------|---|---|---|---|------|-----|---|
| ERA | W | L | S | G | IP | ER | by MONTH | ERA | W | L | S | G | IP | ER | |
| 0.00 | 0 | 0 | 0 | 1 | 1.0 | 0 | April | 0.00 | 0 | 0 | 0 | 0 | 1 | 1.0 | 0 |
| 7.62 | 0 | 0 | 0 | 8 | 13.0 | 11 | May | 7.62 | 0 | 0 | 0 | 8 | 13.0 | 11 | |
| 5.59 | 0 | 0 | 0 | 3 | 9.2 | 6 | June | 5.59 | 0 | 0 | 0 | 3 | 9.2 | 6 | |
| 3.18 | 0 | 0 | 0 | 4 | 5.2 | 2 | July | 3.18 | 0 | 0 | 0 | 4 | 5.2 | 2 | |
| 2.77 | 1 | 1 | 0 | 7 | 26.0 | 8 | August | 2.77 | 1 | 1 | 0 | 7 | 26.0 | 8 | |
| 0.00 | 0 | 0 | 0 | 1 | 1.0 | 0 | September | 0.00 | 0 | 0 | 0 | 1 | 1.0 | 0 | |

PITCHING BREAKDOWN

| 2016 | | CAREER | | | | | | | | | | | | |
|------|---|--------|---|----|------|----|-------------|------|---|---|---|----|------|----|
| ERA | W | L | S | G | IP | ER | by CATEGORY | ERA | W | L | S | G | IP | ER |
| 2.81 | 0 | 1 | 0 | 12 | 25.2 | 8 | Home | 2.81 | 0 | 1 | 0 | 12 | 25.2 | 8 |
| 5.58 | 1 | 0 | 0 | 12 | 30.2 | 19 | Away | 5.58 | 1 | 0 | 0 | 12 | 30.2 | 19 |
| 4.80 | 1 | 1 | 0 | 6 | 15.0 | 8 | Day | 4.80 | 1 | 1 | 0 | 6 | 15.0 | 8 |
| 4.14 | 0 | 0 | 0 | 18 | 41.1 | 19 | Night | 4.14 | 0 | 0 | 0 | 18 | 41.1 | 19 |
| 6.04 | 0 | 0 | 0 | 15 | 28.1 | 19 | Pre-ASG | 6.04 | 0 | 0 | 0 | 15 | 28.1 | 19 |
| 2.57 | 1 | 1 | 0 | 9 | 28.0 | 8 | Post-ASG | 2.57 | 1 | 1 | 0 | 9 | 28.0 | 8 |
| 2.81 | 1 | 1 | 0 | 6 | 25.2 | 8 | Starter | 2.81 | 1 | 1 | 0 | 6 | 25.2 | 8 |
| 5.58 | 0 | 0 | 0 | 18 | 30.2 | 19 | Reliever | 5.58 | 0 | 0 | 0 | 18 | 30.2 | 19 |

TRIGGS' 2016 STARTS

| Date | Opponent | Score | Dec | ERA* | IP | H | R | ER | BB | SO | HR | #PIT |
|---------|------------------|----------|-----|------|-----|---|---|----|----|----|----|------|
| June 18 | Los Angeles (AL) | 1-7 | — | 7.29 | 3.0 | 3 | 1 | 1 | 0 | 1 | 1 | 50 |
| Aug. 11 | Baltimore | 6-9 | L | 5.50 | 4.0 | 5 | 3 | 3 | 0 | 4 | 0 | 66 |
| Aug. 16 | at Texas | 4-5 (10) | — | 4.98 | 5.2 | 2 | 1 | 1 | 0 | 2 | 0 | 75 |
| Aug. 22 | Cleveland | 0-1 | — | 4.38 | 6.0 | 3 | 0 | 0 | 1 | 6 | 0 | 89 |
| Aug. 28 | at St. Louis | 7-4 | W | 4.39 | 6.0 | 4 | 3 | 3 | 0 | 8 | 1 | 88 |
| Sept. 2 | Boston | 2-16 | — | 4.31 | 1.0 | 1 | 1 | 0 | 0 | 1 | 0 | 24 |

*indicates overall ERA

BALLPARK BREAKDOWN

| | ERA | W | L | S | G | IP | ER |
|----------------------|-------|---|---|---|----|------|----|
| Angel Stadium | 0.00 | 0 | 0 | 0 | 1 | 2.1 | 0 |
| Busch Stadium | 4.50 | 1 | 0 | 0 | 1 | 6.0 | 3 |
| Camden Yards | 0.00 | 0 | 0 | 0 | 1 | 1.0 | 0 |
| Comerica Park | 0.00 | 0 | 0 | 0 | 1 | 1.0 | 0 |
| Fenway Park | 6.00 | 0 | 0 | 0 | 2 | 3.0 | 2 |
| Globe Life Arlington | 1.59 | 0 | 0 | 0 | 1 | 5.2 | 1 |
| Minute Maid Park | 9.00 | 0 | 0 | 0 | 2 | 6.0 | 6 |
| Oakland Coliseum | 2.81 | 0 | 1 | 0 | 12 | 25.2 | 8 |
| Safeco Field | 22.50 | 0 | 0 | 0 | 1 | 2.0 | 5 |
| Target Field | 5.40 | 0 | 0 | 0 | 1 | 1.2 | 1 |
| Tropicana Field | 4.50 | 0 | 0 | 0 | 1 | 2.0 | 1 |

FIELDING STATISTICS

| Pitcher | Year | Pct. | G | PO | A | E | TC | DP |
|---------|--------|-------|----|----|---|---|----|----|
| | 2016 | 1.000 | 24 | 0 | 5 | 0 | 5 | 0 |
| | Totals | 1.000 | 24 | 0 | 5 | 0 | 5 | 0 |

TRIGGS' CAREER BESTS

Low Hit Complete Game: None
Innings Pitched: 6.0 (twice), last: August 28, 2016 at St. Louis. As reliever: 4.0, June 3, 2016 at Houston
Strikeouts: 8, August 28, 2016 at St. Louis. As reliever: 6, June 3, 2016 at Houston
Pitches: 89, August 22, 2016 vs. Cleveland
Longest Winning Streak: 1, August 28, 2016 to present
Longest Losing Streak: 1, August 11, 2016
Longest Scoreless Streak: 6.0, August 22, 2016

**RIGHT-HANDED PITCHER****Height/Weight:** 6-2 / 200**Bats/Throws:** Right / Right**Birthdate:** March 17, 1985**Opening Day Age:** 32**Birthplace/Resides:** Santo Domingo, Dominican Republic / Santo Domingo, Dominican Republic**Major League Service:** 45 days**Obtained:** Signed to a minor league contract, November 17, 2016**Contract Status:** First year of a one-year contract through 2017**NON-ROSTER INVITEE****CAREER HIGHLIGHTS**

Has pitched professionally for 11 seasons, including three years in the Mexican League (2012-13, 15) and eight seasons in the Arizona (2005-10), Pittsburgh (2011), Florida (2011) and Houston (2016) organizations...is 53-42 with a 3.83 ERA (336 er in 790.0 ip) in 179 games, 122 starts, in the minors and 25-17 with a 4.08 ERA in 60 games, 59 starts, in the Mexican League...also had a stint in the majors with Arizona in 2010 when he went 1-2 with a 7.65 ERA in nine games, two starts...pitched in the Arizona Fall League in 2009...was named Arizona's Minor League Pitcher of the Year in 2008..

2016 HIGHLIGHTS

Signed a minor league contract with the Houston Astros organization on Jan. 12 after spending three seasons in the Mexican League (2012-13, 15) and one year out of baseball (2014)...spent the entire campaign at Triple-A Fresno in his first season with a Major League organization since 2011...was 12-1 with a 3.12 ERA in 30 games (18 starts) with the Grizzlies...led the Pacific Coast League in winning percentage (.923), ranked third in ERA and tied for fourth in wins...walked just 13 batters in 138.1 innings, an average of 0.84 per nine innings...struck out 114 for a strikeout-to-walk ratio of 8.77...was 2-1 with a 5.40 ERA over his first 15 games (four starts) through June 5...then went 10-0 with a 2.20 ERA over his final 15 games (14 starts) beginning June 11...allowed a .267 opponents batting average, including .257 (81-for-315) against right-handed hitters compared to .282 (62-for-220) against left-handers...yielded a .235 batting average with runners in scoring position, including .182 with RISP and two outs...five of the eight home runs he allowed were solo shots...11 of his first 12 appearances came in relief...17 of his final 18 outings were starting assignments...was 11-1 with a 3.47 ERA and .276 opponents batting average in his 18 starts, 1-0 with a 1.25 ERA and .213 opponents average in 12 relief appearances...allowed 4-of-10 (40.0%) inherited runners to score...compiled a 7-1 record and a 2.65 ERA in 18 games at home and was 5-0 and a 3.88 ERA in 12 games on the road...the Grizzlies were 12-5 (.706) in his starting assignments (one tie)...walked two batters or fewer in each of his 18 starts and allowed one run or fewer 10 times...tossed more than one inning in eight of his 12 appearances.

FRESNO: Began the season in the bullpen and did not allow a run in seven of his first nine appearances through May 2 (1.13 ERA)...walked a season-high two batters in 2.2 innings April 14 at Salt Lake...it was his first of just three appearances where he walked more than one batter...his longest outing as a reliever came on April 22 against Salt Lake when he tossed 3.1 innings...made his first start May 9 at El Paso and allowed five runs on nine hits in 4.0 innings in a no decision...made two more relief appearances before moving into the rotation on May 24...allowed 11 hits in 6.0 innings May 30 against Colorado Springs...then surrendered a season-high 10 runs on a season-high 18 hits in 5.0 innings in his next start, a 10-6 loss to El Paso on June 5...it was his first and only loss of the season...yielded one run or fewer in six of his next seven appearances from June 11 to July 14...was 5-0 with a 1.21 ERA and .196 opponents batting average over that span...tossed his lone complete game of the season, a nine-inning one-hitter in a 4-0 win at Sacramento June 16...walked one and struck out 10...was named PCL Pitcher of the Week for the week of June 13 to 19...went four consecutive games without issuing a walk from June 28 to July 14 (21.2 ip)...made his final relief appearance of the season July 8 against Reno (1.2 ip, 1 h, 3 so)...combined on a two-hit, 1-0 shutout over Las Vegas July 26...tossed seven of the inning and allowed both of the hits (0 bb, 7 so)...combined a five-hit shutout in a 1-0 win over Sacramento Aug. 24...fired 8.0 innings, allowed all five of the hits and struck out a season-high 12 while walking just one...was 3-0 with a 1.85 ERA in five starts in August...pitched for Licey in the Dominican Winter

League following the season and was 2-5 with a 3.67 ERA in 10 games (eight starts)...allowed just two home runs in 41.2 innings.

CAREER

2015—Had a breakout season with Tabasco in the Mexican League...went 11-6 with a 2.63 ERA in 23 starts...was named a Midseason All-Star...struck out 161 batters in 160.2 innings for a 9.0 strikeouts per nine innings ratio...the 160.2 innings were the most in his career, beating out his 160.1 innings in 2008...struck out 10 or more batters in six of his 23 starts...prior to 2015, had struck out double digit batters only twice, which were both in 2008...posted a career-high three complete games...had a four-game winning streak from April 11-May 16, owning a 2.15 ERA with 46 strikeouts...had another four-game streak from July 2-26...set a career high with 13 strikeouts Aug. 11 vs. Oaxaca...three of his final seven outings were complete games.

2014—Did not play in a summer league...made seven appearances (six starts) for Margarita in the Venezuelan Winter League...went 2-2 with a 4.31 ERA...fanned 27 in his 31.1 innings pitched...played in the Caribbean Series for Venezuela, going 1-0 in one start.

2013—Spent the season in the Mexican League with Vagueros de la Laguna (12 game) and Rieleros de Aquascalientes (1 game)...began the season with Laguna, starting in 12 games and going 3-3 with a 4.93 ERA...was released May 30, after giving up two runs on eight pitches in his final start on May 26...made his lone start for Aquascalientes on June 22 before being released on June 27...assigned to Tigres del Licey in the Dominican Winter League following the season...made only two starts for the Tigres.

2012—Played the entire season in the Mexican League with Vagueros de la Laguna, in what was his first campaign not with a MLB franchise...went 11-7 with a 5.05 ERA in 23 outings (22 starts)...pitched consecutive complete games on May 1 and May 6...allowed only three earned runs with 11 strikeouts between the two outings...went on a five-game winning streak from April 13-May 6...posted a 1.69 ERA over that span...played for Tigres del Licey (5 games) in the Dominican Winter League and Aguilas del Zulia (1 game) in the Venezuelan Winter League following the season.

2011—Split the season at the Triple-A level between Indianapolis and New Orleans...went 1-2 with a 4.61 ERA and 49 strikeouts in 42 appearances out of the bullpen...spent his first 34 outings with the Indianapolis Indians in the Pirates organization...held batters to a .228 batting average and a 3.86 ERA...was scoreless in 12 consecutive outings from April 14-May 14, while opponents posted an .436 OPS off of him in that span...was traded to Florida July 5 for cash considerations and assigned to Triple A New Orleans...in only eight appearances, went 0-1 with a 7.59 ERA before being traded to Toronto on July 28 for cash considerations...was released two days later on July 30, ending his season...played for Gigantes de Carolina in the Dominican Winter League following the season...pitched in five games from Nov. 13-25...played for Aguilas del Zulia in the Venezuelan Winter League for four games from Dec. 17-30...found success as he went 1-1 with a 2.04 ERA out of the bullpen (two games) and rotation (two starts).

2010—Spent a majority of the season with Triple A Reno, but made nine appearances with Arizona in one stint with the club...went 1-2 with a 7.65 ERA in the Majors...made his first 12 appearances of the season with the Reno Aces out of the rotation...tossed 4.2 scoreless innings in his season debut on April 9 vs. Fresno...struck out eight batters in 6.0 innings of work, while picking up his first win of the season on April 19 at Sacramento...was recalled by Arizona on May 3, and made his debut that night...started and won his Major League debut in Houston, after pitching 5.0 innings of one-run ball and fanning two...made his final Major League start in his next appearance May 8 against Milwaukee...despite giving up seven runs in 4.0 innings, struck out a career-high seven batters...made his first ML relief appearance May 16 at Atlanta...made his final ML appearance June 10 against Atlanta...was optioned back to Triple A Reno June 16, where he remained through the end of the season...after going 0-3 in four starts with Reno, pitched 7.0 scoreless innings July 25 against Fresno...fanned a season-high nine batters Aug. 4 against Nashville...was designated for assignment Sept. 13 and outrighted to the minor leagues Sept. 16...following the season went 3-2 with a 4.17 ERA in 10 games (eight starts) for Tigres de Licey in the Dominican Winter League...was sent to the Pirates from Arizona on Dec. 10 as the PTBNL in the Zach Duke trade from Nov. 24.

2009—Made his first appearance at the Triple A level and spent the entire season with Reno...went 7-6 with a 4.78 ERA in 19 games (18 starts)...went 4-3 with a 3.06 ERA in nine road games, compared to 3-3 with a 6.65 ERA in 10 home games...on May 9 at Salt Lake tossed 8.0 scoreless innings, allowing only two hits and a walk with six strikeouts...over 11 games (10 starts) in May-June, went 5-3 with a 3.23 ERA...following the season made nine relief appearances with the Scottsdale Scorpions in the Arizona Fall League.

2008—Split time between Single-A Advanced Visalia and Double-A Mobile, combining to post a 13-8 record with a 3.14 ERA and 140 strikeouts...following the season was named the D-Backs No. 5 prospect by Baseball Prospectus and No. 7 prospect by *Baseball America*...was also named as having the ‘Best Curveball’ and ‘Best Changeup’ in Arizona’s system...among all D-Backs minor leaguers, he tied for first in wins (13) and ranked second in ERA (3.14) and strikeouts (140) on his way to being named the DiamondBacks minor league Pitcher of the Year...named a California League Midseason All-Star...tied for sixth in the league in wins (10)...began the season with Visalia and won his first three starts of the season, including a season-high 10 strikeout performance April 16 at Inland Empire...tossed a shutout June 4 against San Jose...was promoted to Double-A Mobile June 25 and made his debut for the BayBears June 28 against Montgomery...earned his first Double-A victory July 25 at Jacksonville, tying his season high with 10 strikeouts in 7.0 scoreless innings...played for Lacey in the Dominican Winter League following the season, making four relief appearances...struck out nine in 5.0 innings.

2007—Spent the season at Single-A South Bend, owning a 3.41 ERA with a 7-10 record...it was his first campaign at a full-season club...named Arizona’s Pitcher of the Month for July, going 3-1 with a 1.52 ERA with nine walks and 25 strikeouts in 29.2 innings...threw his first shutout July 27 against Beloit...won four straight starts from July 16-Aug. 1, for a 0.62 ERA with four walks and 23 strikeouts in 29.0 innings.

2006—Spent the entire season with Short Season Single-A Yakima...went 7-5 with a 3.15 ERA in 16 starts...led the Northwest League in strikeouts (81) and innings pitched (97.0), tied for second in complete games (2) and tied for third in wins (7)...won four straight starts from July 4-20, posting a 1.00 ERA with six walks and 22 strikeouts...was named NWL Pitcher of the Week July 9...tossed his first complete game July 20 vs. Salem-Keizer, allowing only one run off six hits with eight strikeouts...pitched another complete game Aug. 21 at Everett, allowing one run off three hits with a walk and seven strikeouts...struck out a career-high 12 batters Sept. 1 at Spokane, earning the victory by throwing 6.0 innings and allowing four runs (two earned) off seven hits.

2005—Made his professional debut after being signed as a non-drafted free agent by the D-Backs...spent the entire season with Rookie Level Boca Chica in the DSL...went 4-5 with a 2.59 ERA in 20 appearances, all in relief...fanned 45 batters in his 31.1 innings for a 12.93 strikeouts per 9.0 innings ratio...walked only three batters compared to his 45 strikeouts.

PERSONAL/MISCELLANEOUS

César Miguel Valdez was originally signed by Diamondbacks scout Junior Noboa...attended San Jose de Mendoza High School in Santo Domingo.

OAKLAND A'S PLAYERS WHO HAVE PITCHED

| PLAYER | DATE | OPPONENT | SCORE | DEC | IP | H | R | ER | BB | SO |
|-----------------|--------------------|---------------------|-------|-----|-----|---|---|----|----|----|
| Tyler Ladendorf | June 3, 2016 | at Houston | 2-12 | - | 1.0 | 1 | 0 | 0 | 1 | 0 |
| Josh Phegley | May 8, 2016 | at Baltimore | 3-11 | - | 0.2 | 0 | 0 | 0 | 0 | 1 |
| Ike Davis | August 16, 2015 | at Baltimore | 2-18 | - | 1.0 | 1 | 0 | 0 | 1 | 1 |
| Ike Davis | April 21, 2015 | at Los Angeles (AL) | 1-14 | - | 1.0 | 0 | 0 | 0 | 0 | 0 |
| Frank Menechino | July 18, 2000 | at Colorado | 3-18 | - | 1.0 | 6 | 4 | 4 | 0 | 0 |
| Kevin Seitzer | May 2, 1993 | at Cleveland | 2-10 | - | 0.1 | 0 | 0 | 0 | 0 | 1 |
| Vance Law | October 2, 1991 | at Kansas City | 5-16 | - | 0.2 | 1 | 0 | 0 | 1 | 0 |
| Mark Wagner | August 20, 1984 | at Detroit | 1-14 | - | 1.2 | 2 | 0 | 0 | 1 | 1 |
| Garry Hancock | June 25, 1984 | at Kansas City | 0-16 | - | 1.1 | 0 | 0 | 0 | 0 | 0 |
| Wayne Gross | May 18, 1983 | at Minnesota | 5-16 | - | 2.1 | 2 | 0 | 0 | 1 | 0 |
| Jeff Newman | September 14, 1977 | at Kansas City #2 | 0-6 | - | 1.0 | 1 | 0 | 0 | 0 | 0 |

LIFETIME PITCHING RECORD

| Year | Club | W | L | ERA | G | GS | CG | SHO | SV | IP | H | R | ER | HR | HB | BB | IBB | SO | WP | BK | |
|------------------------------|-----------------------|-----------|-----------|-------------|------------|------------|----------|----------|----------|-----------------|------------|------------|------------|-----------|-----------|------------|----------|------------|-----------|----------|--|
| 2005 | DSL Dbacks | 3 | 4 | 2.59 | 20 | 0 | 0 | 0 | 2 | 31.1 | 25 | 10 | 9 | 1 | 1 | 3 | 0 | 45 | 2 | 0 | |
| 2006 | Yakima | 7 | 5 | 3.15 | 16 | 16 | 2 | 0 | 0 | 97.0 | 97 | 43 | 34 | 5 | 3 | 20 | 0 | 81 | 5 | 0 | |
| 2007 | South Bend | 7 | 10 | 3.41 | 25 | 25 | 2 | 1 | 0 | 148.0 | 130 | 63 | 56 | 11 | 12 | 32 | 0 | 106 | 12 | 0 | |
| 2008 | Visalia | 10 | 3 | 2.53 | 15 | 15 | 1 | 1 | 0 | 96.0 | 88 | 36 | 27 | 5 | 3 | 16 | 0 | 80 | 5 | 1 | |
| | Mobile | 3 | 5 | 4.06 | 12 | 12 | 0 | 0 | 0 | 64.1 | 63 | 30 | 29 | 2 | 4 | 23 | 1 | 60 | 0 | 0 | |
| 2009 | Reno | 7 | 6 | 4.78 | 19 | 18 | 0 | 0 | 0 | 96.0 | 103 | 58 | 51 | 16 | 4 | 30 | 1 | 60 | 6 | 1 | |
| 2010 | Reno Aces | 6 | 10 | 5.90 | 20 | 18 | 0 | 0 | 0 | 97.2 | 110 | 68 | 64 | 12 | 5 | 49 | 0 | 92 | 14 | 0 | |
| | ARIZONA | 1 | 2 | 7.65 | 9 | 2 | 0 | 0 | 0 | 20.0 | 29 | 19 | 17 | 2 | 1 | 10 | 2 | 13 | 3 | 0 | |
| 2011 | Indianapolis | 1 | 1 | 3.86 | 34 | 0 | 0 | 0 | 5 | 42.0 | 36 | 20 | 18 | 2 | 3 | 17 | 2 | 36 | 0 | 0 | |
| | New Orleans | 0 | 1 | 7.59 | 8 | 0 | 0 | 0 | 0 | 10.2 | 13 | 9 | 9 | 5 | 0 | 3 | 0 | 13 | 0 | 0 | |
| 2012 | Laguna (Mex.) | 11 | 8 | 5.27 | 24 | 23 | 2 | 1 | 0 | 135.0 | 171 | 87 | 79 | 14 | 5 | 18 | 1 | 84 | 9 | 0 | |
| 2013 | Laguna (Mex.) | 3 | 3 | 4.93 | 12 | 12 | 1 | 0 | 0 | 65.2 | 89 | 44 | 36 | 11 | 1 | 11 | 1 | 59 | 5 | 0 | |
| | Aguascalientes (Mex.) | 0 | 0 | 7.71 | 1 | 1 | 0 | 0 | 0 | 4.2 | 5 | 4 | 4 | 0 | 1 | 2 | 0 | 1 | 0 | 0 | |
| 2014 | | | | | | | | | | | | | | | | | | | | | |
| | | | | | | | | | | (Did not pitch) | | | | | | | | | | | |
| 2015 | Tabasco (Mex.) | 11 | 6 | 2.63 | 23 | 23 | 3 | 2 | 0 | 160.2 | 145 | 51 | 47 | 9 | 10 | 28 | 3 | 161 | 6 | 3 | |
| 2016 | Fresno | 12 | 1 | 3.12 | 30 | 18 | 1 | 1 | 0 | 138.1 | 143 | 49 | 48 | 8 | 6 | 13 | 1 | 114 | 0 | 1 | |
| ML Totals | | 1 | 2 | 7.65 | 9 | 2 | 0 | 0 | 0 | 20.0 | 29 | 19 | 17 | 2 | 1 | 10 | 2 | 13 | 3 | 0 | |
| Minor League Totals | | 56 | 46 | 3.83 | 199 | 122 | 6 | 3 | 7 | 821.1 | 808 | 386 | 345 | 67 | 41 | 206 | 5 | 687 | 44 | 3 | |
| Mexican League Totals | | 25 | 17 | 4.08 | 60 | 59 | 6 | 3 | 0 | 366.0 | 410 | 186 | 166 | 34 | 17 | 59 | 5 | 305 | 20 | 3 | |

CAREER TRANSACTIONS

2005 — Signed as a non-drafted free agent by the Arizona Diamondbacks, May 2. **2010** — Traded to the Pittsburgh Pirates December 10 as the player to be named later in the November 24 trade in which the Pirates traded Zach Duke to Arizona. **2011** — Traded to the Florida Marlins for cash considerations, July 5. Traded to the Toronto Blue Jays for cash considerations, July 28. Released, July 30. **2016** — Signed by the Houston Astros to a minor league contract, January 12. Elected free agency, November 7; signed by the Oakland Athletics to a minor league contract, November 17.

VS. THE AMERICAN LEAGUE

| 2016 | CAREER | | | | | | | | | | | | | |
|------|--------|---|---|---|-----|----|----------|------|---|---|---|---|-----|----|
| ERA | W | L | S | G | IP | ER | vs. TEAM | ERA | W | L | S | G | IP | ER |
| — | 0 | 0 | 0 | 0 | 0.0 | 0 | Houston | 1.80 | 1 | 0 | 0 | 1 | 5.0 | 1 |
| — | 0 | 0 | 0 | 0 | 0.0 | 0 | Toronto | 9.00 | 0 | 0 | 0 | 1 | 2.0 | 3 |

VS. THE NATIONAL LEAGUE

| 2016 | CAREER | | | | | | | | | | | | | |
|------|--------|---|---|---|-----|----|---------------|-------|---|---|---|---|-----|----|
| ERA | W | L | S | G | IP | ER | vs. TEAM | ERA | W | L | S | G | IP | ER |
| — | 0 | 0 | 0 | 0 | 0.0 | 0 | Atlanta | 27.00 | 0 | 0 | 0 | 2 | 2.1 | 7 |
| — | 0 | 0 | 0 | 0 | 0.0 | 0 | Colorado | 0.00 | 0 | 0 | 0 | 2 | 3.0 | 0 |
| — | 0 | 0 | 0 | 0 | 0.0 | 0 | Los Angeles | 5.40 | 0 | 1 | 0 | 1 | 1.2 | 1 |
| — | 0 | 0 | 0 | 0 | 0.0 | 0 | Milwaukee | 13.50 | 0 | 1 | 0 | 1 | 4.0 | 6 |
| — | 0 | 0 | 0 | 0 | 0.0 | 0 | San Francisco | 0.00 | 0 | 0 | 0 | 1 | 2.0 | 0 |

MONTHLY BREAKDOWN

| 2016 | CAREER | | | | | | | | | | | | | |
|------|--------|---|---|---|-----|----|----------|-------|---|---|---|---|------|----|
| ERA | W | L | S | G | IP | ER | by MONTH | ERA | W | L | S | G | IP | ER |
| — | 0 | 0 | 0 | 0 | 0.0 | 0 | May | 6.32 | 1 | 1 | 0 | 6 | 15.2 | 11 |
| — | 0 | 0 | 0 | 0 | 0.0 | 0 | June | 12.46 | 0 | 1 | 0 | 3 | 4.1 | 6 |

PITCHING BREAKDOWN

| 2016 | CAREER | | | | | | | | | | | | | |
|------|--------|---|---|---|-----|----|-------------|-------|---|---|---|---|------|----|
| ERA | W | L | S | G | IP | ER | by CATEGORY | ERA | W | L | S | G | IP | ER |
| — | 0 | 0 | 0 | 0 | 0.0 | 0 | Home | 13.50 | 0 | 1 | 0 | 4 | 8.2 | 13 |
| — | 0 | 0 | 0 | 0 | 0.0 | 0 | Away | 3.18 | 1 | 1 | 0 | 5 | 11.1 | 4 |
| — | 0 | 0 | 0 | 0 | 0.0 | 0 | Day | 11.25 | 0 | 1 | 0 | 5 | 8.0 | 10 |
| — | 0 | 0 | 0 | 0 | 0.0 | 0 | Night | 5.25 | 1 | 1 | 0 | 4 | 12.0 | 7 |
| — | 0 | 0 | 0 | 0 | 0.0 | 0 | Pre-ASG | 7.65 | 1 | 2 | 0 | 9 | 20.0 | 17 |
| — | 0 | 0 | 0 | 0 | 0.0 | 0 | Post-ASG | — | 0 | 0 | 0 | 0 | 0.0 | 0 |
| — | 0 | 0 | 0 | 0 | 0.0 | 0 | Starter | 7.00 | 1 | 1 | 0 | 2 | 9.0 | 7 |
| — | 0 | 0 | 0 | 0 | 0.0 | 0 | Reliever | 8.18 | 0 | 1 | 0 | 7 | 11.0 | 10 |

BALLPARK BREAKDOWN

| | ERA | W | L | S | G | IP | ER |
|------------------|-------|---|---|---|---|-----|----|
| AT&T Park | 0.00 | 0 | 0 | 0 | 1 | 2.0 | 0 |
| Chase Field | 13.50 | 0 | 1 | 0 | 4 | 8.1 | 13 |
| Coors Field | 0.00 | 0 | 0 | 0 | 1 | 1.0 | 0 |
| Dodger Stadium | 5.40 | 0 | 1 | 0 | 1 | 1.2 | 1 |
| Minute Maid Park | 1.80 | 1 | 0 | 0 | 1 | 5.0 | 1 |
| Turner Field | 10.80 | 0 | 0 | 0 | 1 | 1.2 | 2 |

FIELDING STATISTICS

| Pitcher | | | | | | | |
|---------------|--------------|----------|----------|----------|----------|----------|----------|
| Year | Pct. | G | PO | A | E | TC | DP |
| 2010 | 1.000 | 9 | 5 | 1 | 0 | 6 | 1 |
| Totals | 1.000 | 9 | 5 | 1 | 0 | 6 | 1 |

VALDEZ' CAREER BESTS

Low Hit Complete Game: None
Innings Pitched: 5.0, May 3, 2010 at Houston. As reliever: 2.0 (three times), last: June 6, 2010 vs. Colorado
Strikeouts: 7, May 8, 2010 vs. Milwaukee. As reliever: 1 (four times), last: June 10, 2010 vs. Atlanta
Pitches: 96, May 3, 2010 at Houston
Longest Winning Streak: 1, May 3, 2010
Longest Losing Streak: 2, May 8, 2010 to present
Longest Scoreless Streak: 5.0, May 3 to 8, 2010

**CATCHER****Height/Weight:** 6-0 / 225**Bats/Throws:** Left / Right**Birthdate:** November 1, 1984**Opening Day Age:** 32**Birthplace/Resides:** Visalia, California / Tumwater, Washington**Major League Service:** 3 years, 84 days**Obtained:** Acquired from Tampa Bay for cash considerations, April 5, 2013**Contract Status:** First year of a one-year contract through 2017**CAREER HIGHLIGHTS**

Is a two-time American League All-Star (2015-16)...has a .255 career average with 45 home runs and 178 RBI in 422 games in five seasons with Tampa Bay (2012) and Oakland (2013-16)...is a .260 hitter in 404 games with the A's after going 0-for-25 in 18 games in his Major League debut with the Rays in 2012...was named to the Pacific Coast League Postseason All-Star team in 2013...started all five games at catcher in the 2013 American League Division Series against Detroit...hit a walk-off single to win Game 2 of the ALDS...was named Rays Minor League Player of the Year in 2011...was named to the Florida State League Postseason All-Star Team in 2010 after batting a league-leading .345...was originally drafted by the Rays in the 12th round of the 2007 First-Year Player Draft.

2016 HIGHLIGHTS

Played in a career-high 137 games and hit .251 with 14 home runs and 56 RBI...also had career bests in at bats (490), hits (123), doubles (30) and extra base hits (46)...was named to his second consecutive American League All-Star team...made 109 of his 125 starts against right-handed pitchers...batted .264 (105-for-398) with 13 of his 14 home runs against right-handers compared to .196 (18-for-92) against left-handers...has hit 41 of his 45 career home runs against righties...was batting .277 at the All-Star Break but then hit .222 after the break...now has a .285 (193-for-678) career average before the break, .226 (155-for-686) after the break...grounded into just six double plays and his average of 81.7 at bats per GDP was eighth best in the AL...batted .311 with a .508 slugging percentage when leading off an inning...hit .198 with runners in scoring position, which ranked fifth lowest in the AL...went 1-for-9 (.111) with the bases loaded...connected for 10 of his 14 home runs on the road and 23 of his 32 home runs over the last two years have come away from the Coliseum...12 of his 14 home runs were solo shots and seven came with two strikes...25 of his 45 career home runs have come with two strikes...appeared in 113 games (103 starts) at catcher, 23 games (22 starts) at designated hitter and one at first base...batted .257 while catching, which was second best among AL catchers...ranked fourth among AL backstops in RBI (47)...hit .333 with three home runs and nine RBI as the DH...made 89 of his first 96 starts at catcher but 15 of his final 29 came as the DH...committed a career-high seven errors, which were third most among AL catchers...ranked fourth in games caught (113)...tossed out 13-of-64 (20.3%) attempted base stealers...went 1-for-10 (.100) as a pinch hitter and is 6-for-49 (.122) in his career...started games at every spot in the order from second through eighth and saw his most action with 51 games in the three spot...did not steal a base for the second consecutive season and his streak of 335 consecutive games without a steal is fourth longest in Oakland history...it is the longest since Scott Hatteberg went his entire A's career without a steal (569 games, April 1, 2002 to Oct. 1, 2005)...his only career steal came on June 30, 2014 at Detroit...batted .182 in interleague play and has a .217 (40-for-184) career average against the National League...had a ground ball to fly ball ratio of 0.73, which was the lowest in the AL and second lowest in the majors (Belt, SF 0.67)...his fly ball percentage of 42.8 was fourth highest in the AL.

OAKLAND: Had arthroscopic surgery on his right elbow prior to the start of the season...the surgery was performed by Dr. Jon Dickinson at Presidio Surgical Center in San Francisco on Jan. 29 and involved a debridement of the elbow joint and the removal a bone chip...made his second consecutive Opening Day start at catcher April 4 against Chicago (AL) and went 1-for-4...is now 3-for-8 (.375) with a double, home run and three RBI in two Opening Day assignments...hit .207 with no home runs and one RBI over his first nine games through April 13...then homered in back-to-back games April 15 and 16 against Kansas City to snap a career-high 25-game homerless streak dating back to Sept. 1, 2015...

that started a 15-game stretch where he went 18-for-57 (.316) to boost his average to .279 on May 3... then batted .196 over a 13-game stretch from May 4 to 20...had an 11-game hitting streak from May 22 to June 5, which fell one short of his career high of 12 (June 30-July 12, 2014)...went 17-for-46 (.370) during the streak...hit .336 with 12 doubles, two triples, four home runs and 18 RBI over a 34-game stretch from May 29 to July 19...was named to his second consecutive AL All-Star team but did not play in the game...is the first non-pitcher to be named to back-to-back All-Star games for the A's since Jason Giambi (2000-01)...joins Terry Steinbach (1988-89, 93) as the only Oakland catcher to be named to multiple All-Star Games...was batting .280 with eight home runs and 30 RBI in 79 games when he was placed on the family medical leave list July 23...missed three games and was reinstated July 26... hit .211 with six home runs and 26 RBI in 58 games following his return...went 0-for-18 from Aug. 19 to 27, hit safely in four straight games from Aug. 28 to Sept. 3 (8-for-22, .364) and then had another 0-for-18 streak from Sept. 4 to 9...had a career-high tying five RBI Sept. 14 at Kansas City (third time, last: June 15, 2015 at San Diego)...batted .194 in September but had 14 RBI, which were his most in a month in 2016...is a .196 (44-for-225) career hitter in September, which is his lowest mark in any month by 50 points (.246 in August).

CAREER

2015—Was named to his first American League All-Star team as he batted .308 with 13 home runs and 53 RBI over his first 70 games through June 25...then hit .214 with five home runs and 18 RBI over his final 66 contests...had a .261 average, 18 home runs and 71 RBI in 136 games overall...led the A's with 56 walks and a .341 on-base percentage...had a .277 batting average while catching, which led AL catchers and ranked fifth in the majors...ranked fourth among AL catchers in home runs (17) and RBI (61)...the home runs were fifth most in Oakland history by a catcher and the most since Ramon Hernandez had 21 in 2003...started 89 games at catcher and 20 at first base...committed just three errors behind the plate and his .996 fielding percentage was third best in Oakland history by a catcher (Miller, .999 in 2004; Steinbach, .998 in 1994)...tossed out 15-of-58 (25.9%) attempted base stealers...made 34 of his first 35 starts at catcher but just 55 of his last 80...hit .268 with 17 of his 18 home runs against right-handed pitching compared to .239 against left-handers...slugged .479 against righties, .330 against lefties...13 of his 18 home runs came on the road...had a .316 average with runners in scoring position...batted .303 in the seventh inning or later, which ranked 10th in the AL...was 3-for-15 (.200) with five walks as a pinch hitter...tied for the AL lead in pinch walks...was 3-for-12 (.250) with the bases loaded, but two of the hits were grand slams, which tied for second in the AL...tied for seventh in the AL in sacrifice flies (8) and ranked eighth in pitches per plate appearance (4.11)...had the sixth highest line drive percentage (27.2%) and the seventh lowest percentage of swings at the first pitch (15.3%)...made a team-leading 44 starts batting fifth...hit .299 with 11 home runs and 34 RBI in 47 games overall from the five spot...started games in every spot in the order except first, eighth and ninth...was the A's Opening Day starter at catcher and went 2-for-4 with a double, home run and three RBI...would go on to reach base safely in each of his first 34 home games, which was the longest such season-opening streak in Oakland history and the longest by an Athletic since Jimmie Foxx had a 36-game streak in 1933...had his first career two-homer game April 17 at Kansas City...also matched his career high with three hits in that game...reached base safely in a career-high 17 consecutive games from April 17 to May 5...went 20-for-51 (.392) with three doubles, six home runs, 19 RBI and 11 walks (1 sf, .492 on-base percentage) during the streak...batted .348 in April and followed that up by hitting .301 in May...had his second two-homer game of the season and his career May 3 at Texas...drove in four runs, which was a career high until the next day when he had five RBI at Minnesota...connected for his first career grand slam in that game against the Twins...hit his second grand slam of the season and had another five-RBI game June 15 at San Diego...tied an Oakland record with two sacrifice flies May 24 at Tampa Bay...had seven home runs and 23 RBI in May, both of which are his most ever in a month...his average dropped to .273 through June 14 but a 21-for-50 (.420) surge from June 15 to 29 lifted his average back over .300 to .304...was named to his first AL All-Star team...received the most votes among catchers in balloting by the players...caught the fifth, sixth and seventh innings in the All-Star Game at Cincinnati July 14 and struck out in his only at bat in the sixth...had his first career regular season walk-off hit July 18 against Minnesota...also had a walk-off single in Game 2 of the 2013 ALDS against Detroit...tossed out a career-high three base runners attempting to steal July 30 against Cleveland...snapped a 0-for-28 streak with his sixth inning double Aug. 3...the hitless streak was the second longest of his career to his career-opening 0-for-32 streak from April 26, 2012 to June 28, 2013...had his first career three-walk game Aug. 17 at Baltimore...went 11-for-22 (.500) over a seven-game stretch from Aug. 29 to Sept. 6...then missed 12 games from Sept. 7 to 19 with a groin injury...went 5-for-36 (.139) in 11 games following his return.

2014—Began the season at Triple-A Sacramento but was promoted to Oakland June 1 and spent the remainder of the season with the A's...batted .279 with nine home runs and 35 RBI in 84 games with Oakland...hit .361 with five home runs and 23 RBI over his first 44 games through July 28...then batted .180 with four home runs and 12 RBI over his final 40 contests...started games at five different positions, including 40 at first base, 13 in right field, eight at catcher, five at designated hitter and one in left field...made 61 of his 67 starts against right-handed pitching...batted .291 against right-handers compared to .205 against left-handers...four of his eight hits against lefties were for extra bases (two doubles, one triple, one home run)...hit eight of his nine home runs against right-handed pitchers...eight came in night games and seven were hit with two strikes...had a .305 batting average in night games...committed two errors, both in his 47 games as a first baseman (.995 fielding percentage)...did not make an error in 15 games behind the plate and tossed out the only two baserunners attempting to steal off him...hit .388 in 18 games as an outfielder, .261 with six of his nine home runs in 47 games as a first baseman, .273 in six games as the designated hitter and .242 in 15 contests at catcher...was also 2-for-12 (.167) as a pinch hitter...started games at every spot in the order except leadoff...started in right field June 5 at New York (AL), his first career appearance in right field and his first career start in the outfield (had two games in left field in 2012)...stole the first base of his career June 30 at Detroit...was hitting .306 over his first 11 games through June 16...then batted .415 over a 21-game stretch from June 17 to July 11...became the first player in Oakland history to play catcher, first base and right field in the same game June 22 against Boston...it was his Major League debut at first base...had 68 games in the minors at first (last in 2012)...since 1914, the only other Athletic to do it was Bert Campaneris, who did it Sept. 8, 1965 when he played all nine positions...had a streak of 34 consecutive plate appearances without a strikeout from June 27 to July 6...had a career-high 12-game hitting streak from June 30 through July 12 (19-for-42, 452)...finished June with a .343 batting average and then hit .357 in July...his July batting average ranked sixth best in the American League...made his final start of the season at catcher July 3 against Toronto...made 39 of his final 48 starts after that at first base (also five starts at designated hitter and four starts in right field)...had a 0-for-23 streak from July 28 to Aug. 6...struck out three times Aug. 25 at Houston, the first three-strikeout game of his career...walked twice Sept. 1 against Seattle, the first two-walk game of his career...sprained his left ankle Sept. 3 against Seattle and missed 11 games from Sept. 4 to 16...went 2-for-28 (.071) with three RBI in 10 games, including seven starts at first base, following his return...hit .364 with three home runs and 19 RBI in 21 games with the River Cats...added eight walks for a .412 on-base percentage and slugged .602...his batting average included a .413 mark with all three of his home runs and 17 of his 19 RBI against right-handed pitching compared to .240 against left-handers...hit .400 with runners in scoring position, including .500 with RISP and two outs...appeared in 19 games at catcher and one each in left field and at designated hitter...tossed out 10-of-23 (43.5%) attempted base stealers...has thrown out 90-of-247 (36.4%) in his minor league career...hit .250 over his first five games before going on the disabled list April 9 with a strained oblique muscle...was reinstated May 12 and hit .397 with three home runs and 16 RBI in 16 games following his return...had a 10-game hitting streak from May 15 to 27...went 19-for-43 (.442) with 11 runs scored, 11 RBI and seven multiple hit games during the hitting streak.

2013—Was acquired from Tampa Bay April 5 for cash considerations and spent most of the season at Triple-A Sacramento where he was named to the Pacific Coast League Postseason All-Star Team at catcher...also had two stints with the A's and batted .252 with four home runs and 16 RBI in 47 games...made 39 of his 40 starts against right-handed pitching...hit .256 with three of his four home runs, 15 of his 16 RBI and all nine of his walks against right-handed pitchers...was 4-for-18 (.222) against lefties...batted .357 on the road and .350 with runners in scoring position and two outs...appeared in 44 games, including 40 starts, at catcher and committed just one error for a .997 fielding percentage...tossed out 8-of-28 (28.6%) attempted base stealers...the A's went 27-13 (.675) in his starting assignments behind the plate...made 21 starts hitting eighth, 16 hitting ninth and three batting seventh...was recalled from Sacramento for his first stint June 25 and started each of the A's next three games at catcher...had a sacrifice fly in his first at bat as an Athletic June 25 against Cincinnati, his first career RBI...snapped a career-opening 0-for-32 streak with a home run in the fourth inning June 28 against St. Louis off Joe Kelly...the hitless streak was the second longest career-opening hitless streak by a non-pitcher since 1973 (Chris Carter, OAK; 33 in 2010)...was optioned to Sacramento July 4 but returned July 25 and spent the remainder of the season with the A's, batting .262 with three home runs and 14 RBI in 43 games, including 36 starts...started 16 of the A's 22 games at catcher from July 26 to Aug. 14 and tossed out 7-of-15 (46.7%) attempted base stealers...hit .309 over a 27-game stretch from Aug. 4 to Sept. 14...made his only start against a left-handed pitcher Aug. 12 at Toronto (J.A. Happ)...started all five games

at catcher in the ALDS against Detroit and went 3-for-16 (.188) with seven strikeouts...one of the hits was a “walk-off” RBI single in the bottom of the ninth inning in Game 2, a 1-0 win...it was the eighth walk-off win in Athletics postseason history...according to the Elias Sports Bureau he is the first rookie with a game-ending RBI in the postseason since Jed Lowrie for Boston in Game 4 of the 2008 ALDS...it was the first walk-off RBI in Major League postseason history by a rookie catcher...was assigned to Sacramento after being acquired from Tampa Bay and batted .324 with 13 home runs and 58 RBI in 75 games with the River Cats...his 38 walks fueled a .398 on-base percentage...hit .338 with 12 of his 13 home runs against right-handed pitching...batted .375 with runners in scoring position and two outs, .362 during the day and .355 in the seventh inning or later...was 4-for-8 (.500) with two home runs and 17 RBI with the bases loaded...tossed out 25-of-61 (41.0%) attempted base stealers...appeared exclusively at catcher on defense with 65 games...committed two errors for a .997 fielding percentage...hit safely in each of his first 13 games from April 7-21 (29-for-56, .518)...reached base safely via hit or walk in each of his first 20 games (.429 batting average, .484 on-base percentage)...reached base safely in 31 consecutive home games from April 7 to July 12, which was the second longest streak in the Pacific Coast League in 2013...went 5-for-6 with four runs scored, a triple, two home runs and six RBI April 14 at Reno...hit his first of two grand slams in the game...batted .438 in April, which was the best mark in all of the minor leagues...had his second of three two-homer games May 28 against Salt Lake...was batting .325 with nine home runs and 43 RBI in 59 games when he was recalled by Oakland for the first time June 25...matched his season high in runs (4), hits (5), home runs (2) and RBI (6) and also hit his second grand slam July 19 at Salt Lake...was named PCL Player of the Week for the week of July 15 to 21 after going 11-for-18 (.611) with seven runs, two doubles, three home runs and 11 RBI in four games in the shortened week after the All-Star Break.

2012—Saw his first Major League action over three stints with the Rays and made the Opening Day roster...appeared in 18 games, including four starts (three at designated hitter, one at catcher)...also appeared in two games in left field...spent the remainder of the season with Triple-A Durham...went hitless in 25 at bats with the Rays, the longest hitless streak to start a major league career in franchise history...optioned to Durham April 20...joined the Rays again May 14 but was returned to Durham May 29...promoted again Sept. 5...threw out the only base runner who attempted to steal...named the winner of the 2012 Al Lopez Award as the Rays most outstanding rookie in spring...hit .272 with nine home runs and 43 RBI in 94 games for Durham...split time between catcher (37 games), left field (23), first base (16), right field (12) and designated hitter (12)...batted .303 against right-handed pitchers...named Rays Minor League Hitter of the Month in June after hitting .364 with six doubles, five home runs, 19 RBI and 24 runs scored.

2011—Was named Rays Minor League Player of the Year...split the season between Double-A Montgomery and Triple-A Durham with a July 27 promotion...combined to bat .298 with 35 doubles, 17 home runs and 105 RBI...over 128 games, made appearances at catcher (50), left field (48), designated hitter (20), first base (13) and right field (2)...his 105 RBI led the Rays organization and ranked as the 11th-highest total in the minors...finished sixth in the Rays system with a .298 average...opened the season with Montgomery and batted .301 with 13 home runs and 85 RBI in 97 games...was named Montgomery’s MVP and a mid- and postseason All-Star in the Southern League...ranked sixth in the SL in RBI and ninth in batting and slugging (.487)...hit .368 with runners in scoring position.

2010—Won the Florida State League batting crown with a .345 average at Single-A Charlotte...also led the FSL with a .511 slugging percentage and .910 OPS, ranked second in on-base percentage (.399) and tied for sixth with 31 doubles...named a FSL midseason and postseason All-Star...played in only 25 games over the first two months of the season but forced his way into the everyday lineup after batting .371 during that span...was named the Erik Walker Community Champion Award winner after the season.

2009—Was batting .171 in 10 games with Single-A Charlotte when he was placed on the disabled list April 26 with a strained right shoulder...missed the remainder of the season.

2008—Spent the entire season at Single-A Columbus where he batted .291 with six home runs and 54 RBI in 113 games...averaged 9.33 plate appearances per strikeout, which was the third best mark in the South Atlantic League...played outfield (67 games), catcher (17) and first base (16).

2007—Made his professional debut with Hudson Valley of the New York-Penn League and batted .300 with four home runs and 48 RBI in 70 games...ranked fifth in the NYPL in RBI...went 5-for-5 Aug. 7 against Batavia.

PERSONAL/MISCELLANEOUS

Stephen Guy Vogt was originally signed by Rays Scout Jake Wilson...is married, Alyssa...has a daughter, Payton, and two sons, Clark and Bennett...he and his wife are active supporters of the School of Imagination in Dublin, Calif., which works with autistic and special-needs children...helped raise more than \$90,000 for autism awareness at the school's first-ever All-Star Benefit in 2016...is a two-time winner of the Dave Stewart Community Service Award (2015-16) and a three-time winner of the Jim "Catfish" Hunter Award (2014-16)...his wife coached basketball for the Evergreen State College Geoducks before having Payton...she is currently the girls basketball coach at Tumwater High School (Wash.)...was a First Team NAIA All-American (twice) and GSAC Player of the Year at Azusa Pacific University (Calif.)...hit .476 in his senior year and finished his college career with a .448 career mark...while sidelined with a shoulder injury at Single-A Charlotte in 2009, he served as a fill-in umpire during a doubleheader for the Stone Crabs at Charlotte Sports Park...the home plate umpire was forced from the game after being hit in the arm by a fastball, and he volunteered to be the base umpire and the two managers agreed...between his generation and his dad's, there are six Vogts who have played college baseball...he played against his brother, Danny, who was a senior at Westmont College when Stephen was a freshman at Azusa Pacific...their father, Randy, played at Fresno State...his two uncles played at UC Davis...his cousin played at Cal State-Stanislaus.

LIFETIME PLAYING RECORD

| Year | Club | AVG. | G | AB | R | H | 2B | 3B | HR | RBI | SH | SF | HP | BB | SO | SB | CS | SLG | OBP | E |
|------------------|---------------|-------------|------------|-------------|------------|------------|-----------|----------|-----------|------------|----------|-----------|----------|------------|------------|----------|----------|-------------|-------------|-----------|
| 2007 | Hudson Valley | .300 | 70 | 240 | 40 | 72 | 8 | 0 | 4 | 48 | 1 | 7 | 0 | 31 | 31 | 6 | 1 | .383 | .371 | 1 |
| 2008 | Columbus | .291 | 113 | 392 | 57 | 114 | 22 | 3 | 6 | 54 | 2 | 4 | 3 | 47 | 48 | 6 | 1 | .408 | .368 | 3 |
| 2009 | Charlotte | .171 | 10 | 35 | 0 | 6 | 2 | 0 | 0 | 3 | 0 | 0 | 0 | 2 | 4 | 0 | 1 | .229 | .216 | 0 |
| 2010 | Charlotte | .345 | 106 | 368 | 56 | 127 | 31 | 3 | 8 | 47 | 3 | 6 | 6 | 31 | 46 | 3 | 1 | .511 | .399 | 7 |
| 2011 | Montgomery | .301 | 97 | 386 | 52 | 116 | 21 | 6 | 13 | 85 | 0 | 10 | 1 | 30 | 51 | 4 | 2 | .487 | .344 | 1 |
| | Durham | .290 | 31 | 124 | 15 | 36 | 14 | 1 | 4 | 20 | 0 | 3 | 0 | 4 | 29 | 0 | 0 | .516 | .305 | 1 |
| 2012 | TAMPA BAY | .000 | 18 | 25 | 0 | 0 | 0 | 0 | 0 | 0 | 0 | 0 | 0 | 2 | 2 | 0 | 0 | .000 | .074 | 0 |
| | Durham | .272 | 94 | 349 | 48 | 95 | 18 | 4 | 9 | 43 | 2 | 2 | 1 | 42 | 61 | 1 | 0 | .424 | .350 | 1 |
| 2013 | Sacramento | .324 | 75 | 296 | 55 | 96 | 21 | 3 | 13 | 58 | 1 | 3 | 0 | 38 | 45 | 0 | 1 | .547 | .398 | 2 |
| | OAKLAND | .252 | 47 | 135 | 18 | 34 | 6 | 1 | 4 | 16 | 2 | 2 | 0 | 9 | 28 | 0 | 1 | .400 | .295 | 1 |
| 2014 | Sacramento | .364 | 21 | 88 | 18 | 32 | 8 | 2 | 3 | 19 | 0 | 1 | 0 | 8 | 8 | 1 | 0 | .602 | .412 | 2 |
| | OAKLAND | .279 | 84 | 269 | 26 | 75 | 10 | 2 | 9 | 35 | 0 | 1 | 1 | 16 | 39 | 1 | 0 | .431 | .321 | 2 |
| 2015 | OAKLAND | .261 | 136 | 445 | 58 | 116 | 21 | 3 | 18 | 71 | 0 | 8 | 2 | 56 | 97 | 0 | 2 | .443 | .341 | 5 |
| 2016 | OAKLAND | .251 | 137 | 490 | 54 | 123 | 30 | 2 | 14 | 56 | 0 | 3 | 4 | 35 | 83 | 0 | 0 | .406 | .305 | 7 |
| ML Totals | | .255 | 422 | 1364 | 156 | 348 | 67 | 8 | 45 | 178 | 2 | 14 | 7 | 118 | 249 | 1 | 3 | .415 | .315 | 15 |

CAREER TRANSACTIONS

2007 — Selected by the Tampa Bay Rays organization in the 12th round of the First-Year Player Draft. **2013** — Traded to the Oakland Athletics for cash considerations, April 5. **2016** — On family medical leave list, July 23 to 25.

WILD CARD RECORD

| Year | Club/Opp. | AVG. | G | AB | R | H | 2B | 3B | HR | RBI | SH | SF | HP | BB | SO | SB | CS | SLG | OBP | E |
|------|------------|------|---|----|---|---|----|----|----|-----|----|----|----|----|----|----|----|------|------|---|
| 2014 | OAK vs. KC | .000 | 1 | 3 | 0 | 0 | 0 | 0 | 0 | 0 | 0 | 0 | 0 | 1 | 1 | 0 | 0 | .000 | .250 | 0 |

DIVISION SERIES RECORD

| Year | Club/Opp. | AVG. | G | AB | R | H | 2B | 3B | HR | RBI | SH | SF | HP | BB | SO | SB | CS | SLG | OBP | E |
|------|-------------|------|---|----|---|---|----|----|----|-----|----|----|----|----|----|----|----|------|------|---|
| 2013 | OAK vs. DET | .188 | 5 | 16 | 2 | 3 | 0 | 1 | 0 | 1 | 0 | 0 | 0 | 1 | 7 | 0 | 0 | .313 | .235 | 0 |

ALL-STAR GAME RECORD

| Year | Club/Site | AVG. | G | AB | R | H | 2B | 3B | HR | RBI | SH | SF | HP | BB | SO | SB | CS | SLG | OBP | E |
|------|-----------|------|---|----|---|---|----|----|----|-----|----|----|----|----|----|----|----|------|------|---|
| 2015 | A.L./Cin. | .000 | 1 | 1 | 0 | 0 | 0 | 0 | 0 | 0 | 0 | 0 | 0 | 0 | 1 | 0 | 0 | .000 | .000 | 0 |
| 2016 | A.L./S.D. | | | | | | | | | | | | | | | | | | | |

(Did not play)

VS. THE AMERICAN LEAGUE

| 2016 | | CAREER | | | | | | | | | | | |
|------|----|--------|----|-----|-------------|------|-----|----|----|-----|--|--|--|
| AVG. | AB | H | HR | RBI | vs. TEAM | AVG. | AB | H | HR | RBI | | | |
| .267 | 15 | 4 | 1 | 3 | Baltimore | .262 | 61 | 16 | 2 | 8 | | | |
| .261 | 23 | 6 | 0 | 1 | Boston | .214 | 56 | 12 | 2 | 8 | | | |
| .211 | 19 | 4 | 1 | 2 | Chicago | .192 | 26 | 5 | 1 | 2 | | | |
| .067 | 15 | 1 | 0 | 0 | Cleveland | .135 | 37 | 5 | 1 | 2 | | | |
| .250 | 20 | 5 | 1 | 1 | Detroit | .294 | 68 | 20 | 1 | 2 | | | |
| .348 | 66 | 23 | 1 | 5 | Houston | .252 | 151 | 38 | 3 | 12 | | | |
| .385 | 26 | 10 | 3 | 9 | Kansas City | .319 | 69 | 22 | 5 | 13 | | | |
| .190 | 63 | 12 | 2 | 5 | Los Angeles | .230 | 178 | 41 | 7 | 27 | | | |
| .438 | 16 | 7 | 0 | 3 | Minnesota | .333 | 63 | 21 | 4 | 18 | | | |
| .300 | 20 | 6 | 0 | 4 | New York | .298 | 57 | 17 | 1 | 11 | | | |
| — | 0 | 0 | 0 | 0 | Oakland | — | 0 | 0 | 0 | 0 | | | |
| .284 | 67 | 19 | 2 | 6 | Seattle | .269 | 156 | 42 | 4 | 11 | | | |
| .000 | 20 | 0 | 0 | 0 | Tampa Bay | .151 | 53 | 8 | 2 | 4 | | | |
| .184 | 49 | 9 | 0 | 3 | Texas | .280 | 132 | 37 | 3 | 19 | | | |
| .438 | 16 | 7 | 1 | 4 | Toronto | .329 | 73 | 24 | 1 | 8 | | | |

VS. THE NATIONAL LEAGUE

| 2016 | | CAREER | | | | | | | | | | | |
|------|----|--------|----|-----|---------------|------|----|----|----|-----|--|--|--|
| AVG. | AB | H | HR | RBI | vs. TEAM | AVG. | AB | H | HR | RBI | | | |
| — | 0 | 0 | 0 | 0 | Arizona | .462 | 13 | 6 | 2 | 4 | | | |
| — | 0 | 0 | 0 | 0 | Atlanta | .125 | 8 | 1 | 1 | 2 | | | |
| .143 | 7 | 1 | 0 | 0 | Chicago | .143 | 7 | 1 | 0 | 0 | | | |
| .375 | 8 | 3 | 1 | 1 | Cincinnati | .278 | 18 | 5 | 1 | 3 | | | |
| — | 0 | 0 | 0 | 0 | Colorado | .182 | 11 | 2 | 0 | 0 | | | |
| — | 0 | 0 | 0 | 0 | Los Angeles | .000 | 4 | 0 | 0 | 1 | | | |
| — | 0 | 0 | 0 | 0 | Miami | .250 | 8 | 2 | 0 | 1 | | | |
| .154 | 13 | 2 | 0 | 2 | Milwaukee | .154 | 13 | 2 | 0 | 2 | | | |
| — | 0 | 0 | 0 | 0 | New York | .250 | 12 | 3 | 0 | 0 | | | |
| — | 0 | 0 | 0 | 0 | Philadelphia | .000 | 10 | 0 | 0 | 0 | | | |
| .000 | 7 | 0 | 0 | 0 | Pittsburgh | .000 | 7 | 0 | 0 | 0 | | | |
| .125 | 8 | 1 | 1 | 4 | St. Louis | .200 | 15 | 3 | 2 | 5 | | | |
| — | 0 | 0 | 0 | 0 | San Diego | .357 | 14 | 5 | 1 | 7 | | | |
| .250 | 12 | 3 | 0 | 3 | San Francisco | .227 | 44 | 10 | 1 | 8 | | | |
| — | 0 | 0 | 0 | 0 | Washington | — | 0 | 0 | 0 | 0 | | | |

MONTHLY BREAKDOWN

| 2016 | | CAREER | | | | | | | | | | | |
|------|----|--------|----|-----|-----------|------|-----|----|----|-----|--|--|--|
| AVG. | AB | H | HR | RBI | by MONTH | AVG. | AB | H | HR | RBI | | | |
| .253 | 75 | 19 | 3 | 6 | April | .273 | 154 | 42 | 7 | 21 | | | |
| .281 | 89 | 25 | 1 | 8 | May | .284 | 176 | 50 | 8 | 31 | | | |
| .278 | 72 | 20 | 2 | 9 | June | .284 | 243 | 69 | 7 | 38 | | | |
| .273 | 66 | 18 | 2 | 7 | July | .263 | 247 | 65 | 7 | 27 | | | |
| .238 | 84 | 20 | 3 | 10 | August | .246 | 301 | 74 | 11 | 31 | | | |
| .194 | 98 | 19 | 2 | 14 | September | .196 | 225 | 44 | 4 | 27 | | | |
| .333 | 6 | 2 | 1 | 2 | October | .222 | 18 | 4 | 1 | 3 | | | |

BATTING BREAKDOWN

| 2016 | | CAREER | | | | | | | | | | | |
|------|-----|--------|----|-----|-------------------|------|------|-----|----|-----|--|--|--|
| AVG. | AB | H | HR | RBI | by CATEGORY | AVG. | AB | H | HR | RBI | | | |
| .245 | 216 | 53 | 4 | 20 | Home | .243 | 675 | 164 | 16 | 75 | | | |
| .255 | 274 | 70 | 10 | 36 | Away | .267 | 689 | 184 | 29 | 103 | | | |
| .226 | 168 | 38 | 5 | 18 | Day | .231 | 502 | 116 | 13 | 52 | | | |
| .264 | 322 | 85 | 9 | 38 | Night | .269 | 862 | 232 | 32 | 126 | | | |
| .277 | 260 | 72 | 7 | 27 | Pre-ASG | .285 | 678 | 193 | 26 | 102 | | | |
| .222 | 230 | 51 | 7 | 29 | Post-ASG | .226 | 686 | 155 | 19 | 76 | | | |
| .196 | 92 | 18 | 1 | 13 | vs. LHP | .215 | 260 | 56 | 4 | 39 | | | |
| .264 | 398 | 105 | 13 | 43 | vs. RHP | .264 | 1104 | 292 | 41 | 139 | | | |
| .198 | 101 | 20 | 1 | 39 | RISP | .256 | 336 | 86 | 11 | 129 | | | |
| .111 | 9 | 1 | 0 | 6 | Bases Loaded | .241 | 29 | 7 | 2 | 27 | | | |
| .100 | 10 | 1 | 0 | 0 | Pinch Hitter | .122 | 49 | 6 | 0 | 3 | | | |
| .233 | 86 | 20 | 3 | 9 | Designated Hitter | .214 | 145 | 31 | 4 | 13 | | | |

BALLPARK BREAKDOWN

| | AVG. | AB | H | HR | RBI |
|--------------------------|------|-----|-----|----|-----|
| AT&T Park | .292 | 24 | 7 | 1 | 7 |
| Angel Stadium | .234 | 94 | 22 | 4 | 16 |
| Busch Stadium | .125 | 8 | 1 | 1 | 4 |
| Camden Yards | .226 | 31 | 7 | 1 | 4 |
| Chase Field | .462 | 13 | 6 | 2 | 4 |
| Citi Field | .000 | 3 | 0 | 0 | 0 |
| Comerica Park | .245 | 49 | 12 | 1 | 2 |
| Dodger Stadium | .000 | 4 | 0 | 0 | 0 |
| Fenway Park | .143 | 28 | 4 | 0 | 0 |
| Globe Life Arlington | .282 | 71 | 20 | 2 | 9 |
| Great American Ball Park | .417 | 12 | 5 | 1 | 2 |
| Kauffman Stadium | .444 | 36 | 16 | 3 | 11 |
| Marlins Park | .250 | 8 | 2 | 0 | 1 |
| Miller Park | .000 | 7 | 0 | 0 | 1 |
| Minute Maid Park | .276 | 76 | 21 | 2 | 5 |
| Oakland Coliseum | .248 | 661 | 164 | 16 | 75 |
| PETCO Park | .500 | 6 | 3 | 1 | 5 |
| Progressive Field | .267 | 15 | 4 | 1 | 2 |
| Rogers Centre | .333 | 30 | 10 | 0 | 3 |
| Safeco Field | .247 | 81 | 20 | 4 | 8 |
| Target Field | .370 | 27 | 10 | 2 | 9 |
| Tropicana Field | .086 | 35 | 3 | 1 | 3 |
| Turner Field | .200 | 5 | 1 | 1 | 2 |
| U.S. Cellular Field | .182 | 11 | 2 | 1 | 2 |
| Yankee Stadium | .276 | 29 | 8 | 0 | 3 |

FIELDING STATISTICS

| Catcher | YEAR | PCT. | G | PO | A | E | TC | DP | PB |
|---------------|------|-------------|------------|-------------|------------|-----------|-------------|-----------|-----------|
| | 2012 | 1.000 | 7 | 19 | 2 | 0 | 21 | 0 | 0 |
| | 2013 | .997 | 44 | 299 | 14 | 1 | 314 | 2 | 6 |
| | 2014 | 1.000 | 15 | 71 | 4 | 0 | 75 | 0 | 1 |
| | 2015 | .996 | 100 | 658 | 41 | 3 | 702 | 4 | 9 |
| | 2016 | .991 | 113 | 766 | 45 | 7 | 818 | 5 | 5 |
| Totals | | .994 | 279 | 1813 | 106 | 11 | 1930 | 11 | 21 |

First Base

| YEAR | PCT. | G | PO | A | E | TC | DP |
|---------------|-------------|-----------|------------|-----------|----------|------------|-----------|
| 2014 | .995 | 47 | 341 | 21 | 2 | 364 | 28 |
| 2015 | .990 | 25 | 182 | 14 | 2 | 198 | 18 |
| 2016 | 1.000 | 1 | 1 | 0 | 0 | 1 | 0 |
| Totals | .993 | 73 | 524 | 35 | 4 | 563 | 46 |

Outfield

| YEAR | PCT. | G | PO | A | E | TC | DP |
|---------------|--------------|-----------|-----------|----------|----------|-----------|----------|
| 2012 | 1.000 | 2 | 1 | 0 | 0 | 1 | 0 |
| 2014 | 1.000 | 18 | 21 | 0 | 0 | 21 | 0 |
| Totals | 1.000 | 20 | 22 | 0 | 0 | 22 | 0 |

VOGT'S CAREER BESTS

Hits: 3 (26 times), last: September 12, 2016 at Kansas City

Home Runs: 2 (twice), May 3, 2015 at Texas, April 17, 2015 at Kansas City

Runs Batted In: 5 (three times), September 15, 2016 at Kansas City, June 15, 2015 at San Diego, May 4, 2015 at Minnesota

Stolen Bases: 1, June 30, 2014 at Detroit

Hitting Streak: 12, June 30 to July 12, 2014

Hitless Streak (At Bats): 32, April 26, 2012 to June 28, 2013

Game Ending RBI: 1, July 18, 2015 vs. Minnesota (single). Note: Had game ending single in Game 2 of 2013 ALDS vs. Detroit

Grand Slams: 2, June 15, 2015 at San Diego (Cory Mazzoni); May 4, 2015 at Minnesota (Phil Hughes)

Pinch-Hit Home Runs: None

Inside-The-Park Home Runs: None

Lead Off Home Runs: None

**RIGHT-HANDED PITCHER****Height/Weight:** 6-4 / 233**Bats/Throws:** Right / Right**Birthdate:** March 21, 1992**Opening Day Age:** 25**Birthplace/Resides:** Alexandria, Virginia / Springfield, Virginia**Major League Service:** None**Obtained:** Selected in the fifth round of the 2013 First-Year Player Draft**Contract Status:** First year of a one-year contract through 2017**CAREER HIGHLIGHTS**

Is 3-5 with 24 saves and a 3.90 ERA (70 er in 161.2 ip) in 108 games (12 starts) in four professional seasons...has 191 strikeouts in 161.2 innings, an average of 10.63 per nine innings...12 of his first 17 career outings came as a starter...each of his last 91 appearances have come in relief...led the A's farm system with 14 saves in 2016...was originally selected by Oakland in the fifth round of the 2013 First-Year Player Draft.

2016 HIGHLIGHTS

Spent most of the season at Double-A Midland but pitched at three different levels in the A's farm system and was a combined 1-1 with 14 saves, a 2.65 ERA and .194 opponents batting average in 45 relief appearances with Single-A Stockton, the RockHounds and Triple-A Nashville...the saves were the most in the A's farm system and a career-high...also had career highs in strikeouts (65), games, innings pitched (54.1) and walks (28)...averaged 10.77 strikeouts per nine innings...surrendered just three home runs, an average of 0.50 per nine innings...his opponents batting average included a .186 (13-for-70) mark against left-handed pitching compared to .198 (23-for-116) against right-handers...allowed a .207 batting average and two of his three home runs with the bases empty, .175 with runners on base...opponents hit .214 with runners in scoring position but that marked dropped to .130 with RISP and two outs...converted 14-of-15 (93.3%) save opportunities, including each of his final 14 chances...allowed 2-of-9 (22.2%) inherited runners to score...had a 0.73 ERA in the ninth inning...had a 0.93 ERA in seven day games, a 3.02 ERA in 38 contest at night...tossed at least one inning in 42 of his 45 outings, including two or more nine times.

MINORS: Began the year at Stockton and had a 6.75 ERA in three appearances when he was moved up to Midland April 17...went 0-1 with 10 saves and a 2.21 ERA in 33 relief appearances with the RockHounds...allowed a season-high three runs on a season-high five hits in 1.0 inning April 29 against San Antonio...combined with Stockton and Midland for an 8.00 ERA in seven appearances in the month of April...tossed a season-high 3.0 scoreless innings May 8 at Frisco...was charged with his only blown save of the season May 22 against Corpus Christi...compiled a 2.63 ERA in eight games in May, which lowered his Midland ERA to 4.34...then had a 15-game, 15.2-inning scoreless streak from June 1 to July 20...opponents went 6-for-50 (.120) over that span...walked just two and struck out 20...fanned a season-high five batters in 2.0 scoreless innings at Corpus Christi June 9...had seven saves over an eight-game stretch from June 26 to July 20 (8.0 ip, 4 h, 1 bb, 10 so)...did not allow a run in nine appearances in the month of June (9.2 ip)...held the opposition to a .129 batting average...then had a 0.87 ERA and .091 opponents average in 11 games in July...did not allow an earned run over his final five appearances (6.1 ip) with Midland...was promoted to Nashville Aug. 8 and was 1-0 with four saves and a 2.79 ERA in nine appearances with the Sounds...did not allow a run in his first six Triple-A appearances (7.0 ip)...had all four of his saves with Nashville over a four-game stretch from Aug. 17 to 26 (4.0 ip, 4 h, 1 r, 1 er, 1 bb, 6 so)...walked a season-high four batters in 0.2 innings in his final outing Sept. 1 against Iowa...was placed on the disabled list Sept. 3 with a strained abdominal muscle in his left side and missed the remainder of the season.

CAREER

2015—Made his Double-A debut with Midland and spent the entire season with the RockHounds...was 2-0 with four saves and a 4.18 ERA in 24 relief appearances in a season shortened by two stints on the disabled list with elbow problems...struck out 36 batters in 32.1 innings, an average of 10.02 per nine

innings...surrendered just two home runs...allowed a .283 opponents batting average, including .268 against right-handed hitters compared to .304 against left-handers...both of the home runs he surrendered were solo shots...yielded a .393 batting average and .452 on-base percentage to batters leading off an inning...allowed 2-of-3 (66.7%) inherited runners to score...converted 4-of-6 (66.7%) save opportunities...tossed at least one inning in each of his 24 appearances, including two or more eight times...did not allow a run in four of his first five games (1.50 ERA)...converted each of his three save opportunities in six appearances in April...struck out a season-high five batters in 2.0 innings May 10 against Frisco...fired a season-high 2.1 scoreless innings May 24 at Corpus Christi...fanned at least one batter in each of his 10 outings in May and had 23 strikeouts in 16.1 innings in the month...was credited with his first professional win June 2 at Tulsa...blew the save in the eighth inning before Midland scored once in the ninth for a 6-5 win...was 1-0 with a 4.45 ERA and .286 opponents batting average in 20 appearances when he was placed on the disabled list June 19 with a strained right elbow...was reinstated July 8 and had a win, a 2.25 ERA and .267 opponents batting average in four games before returning to the DL with a strained right elbow July 21...missed the remainder of the season.

2014—Spent most of the season at Single-A Beloit where he was 0-4 with a 5.06 ERA in 20 games (seven starts)...spent the final month with Single-A Stockton and had no decisions and a 4.22 ERA in nine relief appearances...was a combined 0-4 with four saves and a 4.89 ERA in 29 games (seven starts)...had career highs in games started, losses, hits (54), runs (36) and home runs (7)...struck out 62 batters in 53.1 innings, an average of 10.46 per nine innings...went 0-4 with a 7.01 ERA over his first seven appearances of the season, all starts...his final 22 appearances came in relief and he had no decisions, four saves and a 2.93 ERA out of the bullpen...allowed 5-of-17 (29.4%) inherited runners to score and converted 4-of-5 (80.0%) save opportunities...allowed a .252 opponents batting average, including .220 against right-handed hitters compared to .292 against left-handers...yielded a .299 average with the bases empty, .214 with runners on base...had a .169 opponents average with runners in scoring position, including .103 with RISP and two outs...went 0-2 with a 7.71 ERA in three starts before he was placed on the disabled list April 16 with a strained left oblique muscle...was reinstated May 12...compiled a 1.42 ERA in five relief appearances in June and then posted a 2.53 ERA with all four of his saves in eight games in July...was transferred to Stockton July 31...made one postseason appearance for the Ports (0.2 ip, 2 h, 1 r, 1 er, 2 so, 13.50 ERA).

2013—Had no decisions, two saves and a 4.15 ERA in 10 games (five starts) in his professional debut with the A's affiliate in the Arizona Rookie League and Single-A Vermont...struck out 28 batters in 21.2 innings, an average of 11.63 per nine innings...allowed a .235 opponents batting average, including .212 against right-handed hitters compared to .273 against left-handers...opponents hit .217 with runners in scoring position...yielded a .136 batting average and .174 on-base percentage to batters leading off an inning...made his pro debut with a start on July 3 at the Reds Arizona Rookie League squad (1.0 ip, 1 r, 1 er, 2 bb, 1 so)...that was his only appearance before he was transferred to Vermont July 5...had a 3.92 ERA in nine games (four starts) with the Lake Monsters...made two starts before recording his first professional save July 19 against Aberdeen (3.0 ip, 1 bb, 6 so)...had a 1.86 ERA over his first eight games with Vermont...then allowed five runs in 1.1 innings in his final outing Aug. 25 against Brooklyn...was rated as the A's No. 8 prospect by *Baseball America* following the season.

PERSONAL/MISCELLANEOUS

Robert Martin Wahl was originally signed by A's scout Kelcey Mucker...graduated from West Springfield High School (VA)...attended the University of Mississippi...went 10-0 with a 2.03 ERA as a junior at Ole Miss in 2013, earning Collegiate Baseball All-America honors.

LIFETIME PITCHING RECORD

| Year | Club | W | L | ERA | G | GS | CG | SHO | SV | IP | H | R | ER | HR | HB | BB | IBB | SO | WP | BK |
|----------------------------|---------------|----------|----------|-------------|------------|-----------|----------|----------|-----------|--------------|------------|-----------|-----------|-----------|----------|-----------|----------|------------|-----------|----------|
| 2013 | AZL Athletics | 0 | 0 | 9.00 | 1 | 1 | 0 | 0 | 0 | 1.0 | 0 | 1 | 1 | 0 | 0 | 2 | 0 | 1 | 0 | 0 |
| | Vermont | 0 | 0 | 3.92 | 9 | 4 | 0 | 0 | 2 | 20.2 | 20 | 10 | 9 | 3 | 0 | 6 | 0 | 27 | 3 | 0 |
| 2014 | Beloit | 0 | 4 | 5.06 | 20 | 7 | 0 | 0 | 4 | 42.2 | 46 | 29 | 24 | 5 | 3 | 19 | 0 | 43 | 3 | 0 |
| | Stockton | 0 | 0 | 4.22 | 9 | 0 | 0 | 0 | 0 | 10.2 | 8 | 7 | 5 | 2 | 0 | 6 | 0 | 19 | 1 | 0 |
| 2015 | Midland | 2 | 0 | 4.18 | 24 | 0 | 0 | 0 | 4 | 32.1 | 36 | 17 | 15 | 2 | 0 | 14 | 1 | 36 | 5 | 0 |
| 2016 | Stockton | 0 | 0 | 6.75 | 3 | 0 | 0 | 0 | 0 | 4.0 | 3 | 3 | 3 | 0 | 0 | 5 | 0 | 3 | 2 | 0 |
| | Midland | 0 | 1 | 2.21 | 33 | 0 | 0 | 0 | 10 | 40.2 | 26 | 11 | 10 | 3 | 1 | 17 | 1 | 48 | 3 | 0 |
| | Nashville | 1 | 0 | 2.79 | 9 | 0 | 0 | 0 | 4 | 9.2 | 7 | 3 | 3 | 0 | 0 | 6 | 1 | 14 | 2 | 0 |
| Minor League Totals | | 3 | 5 | 3.90 | 108 | 12 | 0 | 0 | 24 | 161.2 | 146 | 81 | 70 | 15 | 4 | 75 | 3 | 191 | 19 | 0 |

CAREER TRANSACTIONS

2010 — Selected by the Cleveland Indians organization in the 39th round of the First-Year Player Draft; did not sign.

2013 — Selected by the Oakland Athletics organization in the fifth round of the First-Year Player Draft.

**INFIELDER****Height/Weight:** 6-1 / 189**Bats/Throws:** Left / Right**Birthdate:** April 26, 1990**Opening Day Age:** 26**Birthplace/Resides:** Wilmington, Delaware / New London, Pennsylvania**Major League Service:** 33 days**Obtained:** Acquired from Cleveland for Brandon Moss, December 8, 2014**Contract Status:** First year of a one-year contract through 2017**CAREER HIGHLIGHTS**

Made his Major League debut with Oakland in 2016, batting .260 in 28 games...was originally drafted by Cleveland in the sixth round of the 2012 First-Year Player Draft and batted .292 with 28 home runs and 155 RBI in 261 games in three seasons in the Indians farm system...was traded to the A's for Brandon Moss following the 2014 season and has a .285 average with 22 home runs and 118 RBI in 262 games in two seasons in the A's system...has a .288 (601-for-208) average in 523 minor league games overall...was named to the Pacific Coast League Postseason All-Star Team with Triple-A Nashville in 2015...led the PCL and ranked fourth in all of minor league baseball with 167 hits...was named to the Carolina League Postseason All-Star team in 2013...played in the Arizona Fall League in 2013.

2016 HIGHLIGHTS

Spent nearly the entire season at Triple-A Nashville before he was promoted to Oakland Aug. 31...batted .260 with a double, home run and 11 RBI in 28 games in his Major League debut...hit .349 over his first 13 games but then batted .189 over his final 15 contests...made 23 of his 24 starts against right-handed pitchers...hit .247 (20-for-81) against righties, .333 (5-for-15) against lefties...made 16 starts batting leadoff and batted .262 in those games, including .333 with a .375 on-base percentage when leading off the game...had a .323 batting average at night, .147 during the day...hit .324 with runners on base, .220 with the bases empty...went 7-for-23 (.304) with runners in scoring position but was 1-for-11 (.091) with RISP and two outs...had a .300 batting average against a pitcher the first time he saw him in a game, .194 after that...all 28 of his appearances came at second base, including 24 starts...went errorless over his first 22 games but then committed two over his final six contests...finished with a .983 fielding percentage...went 0-for-4 in his ML debut, a start at second base on Aug. 31 at Houston...recorded his first big league hit in his second game, a pinch hit single in the eighth inning on Sept. 2 off Boston's Joe Kelly...collected his first RBI Sept. 5 against Los Angeles (AL)...hit safely in five straight games from Sept. 5 to 10...went 6-for-18 (.333) with five RBI over that stretch...stole the first base of his career Sept. 7 against Los Angeles (AL)...was 4-for-6 and scored three runs Sept. 15 at Kansas City...led off the game with a home run Sept. 17 at Texas off Yu Darvish for his first career home run...had his second career four-hit game Oct. 1 at Seattle...played for Obregon in the Mexican Pacific Winter League following the season and hit .307 with 25 RBI and a .511 slugging percentage in 34 games.

NASHVILLE: Batted .279 with 31 doubles, nine triples, 12 home runs and 61 RBI in 125 games with Nashville...tied for fifth in the Pacific Coast League in triples, tied for sixth in extra base hits (52), ranked seventh in runs (81), tied for eighth in doubles and tied for 10th in hits (137)...tied for the lead in the A's farm system in triples, tied for second in extra base hits, ranked fourth in runs and slugging (.452), fifth in hits, tied for fifth in doubles, eighth in batting, tied for eighth in stolen bases and ninth in RBI...led Nashville in runs, hits, triples and stolen bases (14)...had career highs in runs, triples and stolen bases...appeared exclusively at second base on defense with the Sounds and led PCL second baseman in fielding percentage (.986), games (122), total chances (565), putouts (210) and assists (338)...hit .303 (37-for-122) with six home runs against left-handed pitching, .271 (100-for-369) with six home runs against right-handers...slugged .541 against lefties, .423 against righties...connected for eight of his 12 home runs with runners on base...was batting .250 at the All-Star Break...then hit .335 after the break...batted .313 on the road with 35 of his 52 extra base hits...slugged .535 on the road, .362 at home...hit .333 with runners in scoring position and two outs...went 9-for-17 (.529) with three doubles, two home runs and 22 RBI with the bases loaded after going 0-for-13 the previous season...hit in every spot in the order except fourth...saw his most action batting sixth (33 games), first (29) and sev-

enth (25)...was Nashville's Opening Day starter at second base and had three hits in his first six at bats before going 0 for his next 25...homered in back-to-back games April 20 and 21 at Colorado Springs... was batting .167 over his first 16 games through April 24...then hit safely in 10 of his next 11 contests from April 25 to May 9 (15-for-46, .326), which boosted his average to .232...an 8-for-61 (.131) skid from May 8 to 25 dropped his average back under .200 (.197)...then went 4-for-4 with two doubles and a triple May 26 at Las Vegas to start a season-best nine-game hitting streak that ran through June 5... went 18-for-39 (.462) with nine runs, five doubles, two triples, two home runs, 17 RBI and five multiple hit games during the streak to lift his average to .245...hit two grand slams over a six-game stretch from May 28 to June 4...the slams came on May 28 at Salt Lake and June 4 at Omaha and he had five RBI in each contest...had a 36-game errorless streak from June 20 to Aug. 1...hit .301 in 26 games in June...batted .345 (19-for-55) with 17 runs scored over a 15-game stretch from July 8 to 26 to lift his average from .248 to .262...stole a season-high two bases July 24 against Omaha...equaled his longest hitting streak of the season when he hit safely in each of his final nine games before his promotion to Oakland...the streak began on Aug. 20 and he batted .488 (21-for-43) with seven doubles, a triple, eight RBI and seven multiple hit games over that stretch...matched his season high in hits when he went 4-for-5 with two doubles and a triple Aug. 22 at Omaha...had back-to-back three hit games in his final two Triple-A games on Aug. 28 at Memphis and Aug. 29 against Iowa to lift his average to a season high .279...ended up hitting .340 in 26 games in August.

CAREER

2015—Was named to the Pacific Coast League Postseason All-Star Team at second base after batting .289 with 42 doubles, eight triples, 10 home runs and 57 RBI in 137 games with Triple-A Nashville... led the PCL and ranked fourth in all of minor league baseball with 167 hits...tied for second in the PCL and tied for seventh in the minors in doubles...also led the PCL in at bats (577), ranked second in games, third in extra base hits (60) and total bases (255), fifth in triples and tied for seventh in runs (80)...had minor league career highs in games, at bats, hits, doubles and strikeouts (114)...led the A's farm system in hits, doubles, extra base hits and total bases, tied for the lead in triples, ranked fifth in runs and was seventh in batting and slugging (.442)...was batting .257 in 86 games at the All-Star Break...then hit .341 in 51 contests after the break...batted .293 with eight of his 10 home runs against right-handed pitching compared to .284 against left-handers...hit .302 with seven of his 10 home runs at home compared to .277 on the road...had a .284 batting average or better in every month except May (.230)...batted .347 in the first inning...went 0-for-13 with four RBI with the bases loaded...appeared exclusively at second base on defense and led PCL second baseman in games (136), total chances (700), putouts (297), assists (387), errors (16) and double plays (90)...had a .977 fielding percentage...also went 1-for-3 (.333) with a double in one game at designated hitter...saw most of his action batting second in the order (127 games)...also hit sixth six times and had one game each hitting first, third and seventh... had 47 multiple hit games...went 9-for-20 (.450) with two home runs, eight RBI and three multiple hit games in the season-opening four-game series at Colorado Springs...that included his lone two-homer game and a season-high four RBI on April 12...had three home runs and 17 RBI in April, both of which were his best single month totals of 2015...had a season-long 11-game hitting streak from April 27 to May 8 (15-for-47, .319) to lift his batting average to .294...had a 25-game errorless streak from June 23 to July 20...went 4-for-5 with two doubles June 24 at Memphis...had his second four-hit game of the season, including two doubles, July 20 at Colorado Springs...finished July with a .304 batting average in 27 games...then hit .328 with 11 doubles in 29 games in August...matched his season-high with four hits and stole a season-high two bases Aug. 6 against Memphis...had a 10-game hitting streak from Aug. 16 to 26 (17-for-44, .386), went 0-for-4 on Aug. 27 at Tacoma, and then hit safely in each of his final 11 games (16-for-45, .356)...batted .355 with 10 doubles, a triple and four home runs over that season-ending 22-game stretch...equaled his season high with two stolen bases Aug. 31 against Round Rock and stole six of his 12 bases in the month of August.

2014—Batted .253 with eight home runs and 50 RBI in 87 games with Double-A Akron in a season shortened due to a stint on the disabled list with a broken hamate bone...went 10-for-22 (.455) on a six-game rehab assignment with the Indians affiliate in the Arizona Rookie League and combined for a .265 batting average, eight home runs and 54 RBI in 93 games overall...hit .282 against left-handed pitching compared to .257 against right-handers...slugged all eight of his home runs against righties...six of his home runs came on the road and five came with runners on base...was 5-for-14 (.357) with a grand slam and 16 RBI with the bases loaded...appeared exclusively at second base on defense (85 games), where he committed eight errors for a .983 fielding percentage...while at Akron, he had 280 assists and 73 dou-

ble plays, both of which led Eastern League second basemen...hit in every spot in the order except first and ninth...saw his most action with 45 games batting third...had a 34-game errorless streak from April 17 to May 28...had a season-high 10-game hitting streak from May 4 to 14...went 17-for-40 (.425) with eight runs scored, eight doubles, one triple, two home runs and 11 RBI during the hitting streak...grounded into his fourth and final double play of the season May 4 at Altoona...finished the season with a 64-game, 254-at bat streak without a GIDP...hit a grand slam and collected a season-high four RBI May 5 at Erie...batted .306 over his final 49 games beginning May 23...matched his season high with four RBI May 26 against Reading...collected a season-high four hits June 17 at Reading...compiled his best batting average in June when he hit .300 with three home runs and 19 RBI in 23 games...was batting .259 with eight home runs and 45 RBI in 76 games when he was placed on the disabled list June 28 with a fractured right hamate bone...was assigned to the Indians affiliate in the Arizona Rookie League Aug. 5 and hit .455 with four multiple hit games on a six-game rehab assignment before he was reinstated from the DL Aug. 18...went 8-for-39 (.205) over his final 11 games with Akron...then hit .400 (4-for-10) with three walks and two RBI in four postseason games for the RubberDucks.

2013—Spent the entire season with Single-A Carolina where he hit .295 with 32 doubles, five triples, 64 RBI and an .885 OPS...hit 16 home runs which was just one shy of tops in the Indians Minor League system...his .295 average was third best in the organization...was named to the Carolina League Post-season All-Star team after ranking among the league leaders in slugging percentage (2nd, .513), extra-base hits (2nd, 53), total bases (4th, 212), home runs (t-4th) and batting...named the Lou Boudreau Award winner, which is symbolic of the top position player in the Indians system...batted .444 during the day, .320 against right-handed pitching, .311 with runners in scoring position and .310 on the road...appeared in 101 games at second base and led league second basemen in putouts (208)...suffered a fractured orbital April 20 that sidelined him until May 21...was hitting .426 with a .508 on-base percentage at the time of the injury...had his lone two-homer game of the season July 8 at Lynchburg...batted .311 with seven extra-base hits, 12 RBI and an .863 OPS in 16 games for Surprise in the Arizona Fall League after the season...was a MILB.com organizational all-star selection.

2012—Spent his first professional season at Mahoning Valley where he hit .327 with four home runs and 37 RBI in 61 games...ranked third in the New York-Penn League in batting and slugging percentage (.469) and fifth in total bases (115) and plate appearances per strikeout (10.68)...was named to NYPL All-Star team...batted .347 against left-handed pitching and .353 with runners in scoring position...appeared in 32 games at second base and 21 at third base.

PERSONAL/MISCELLANEOUS

Joseph Patrick Wendle...was a four-year starter at second base for the West Chester University Golden Rams after graduating from Avon Grove (PA) High School in 2008...ranked among the top 10 prospects in Division II by *Baseball America* entering senior year...graduated as one of only two players in WCU history with more than 250 career hits and 400 career total bases...was a three-time first team all-conference selection and a three-time first team All-America (ABCA, NCBWA, Daktronics) choice as well...received his bachelor's degree in Pre-Physical Therapy and was named first team Capital One/COSIDA Academic All-America in 2012 in addition to winning Philadelphia Inquirer Academic All-Area performer of the year, a ABCA Gold Glove Award and Division II player of the year...during his senior year he won the league (PSAC) triple crown, hitting .399 with 12 home runs and 59 RBI in 56 games.

LIFETIME PLAYING RECORD

| Year | Club | AVG. | G | AB | R | H | 2B | 3B | HR | RBI | SH | SF | HP | BB | SO | SB | CS | SLG | OBP | E |
|----------------------------|-----------------|-------------|------------|-------------|------------|------------|------------|-----------|-----------|------------|----------|-----------|-----------|------------|------------|-----------|-----------|-------------|-------------|-----------|
| 2012 | Mahoning Valley | .327 | 61 | 245 | 32 | 80 | 15 | 4 | 4 | 37 | 0 | 2 | 5 | 15 | 25 | 4 | 1 | .469 | .375 | 12 |
| 2013 | Carolina | .295 | 107 | 413 | 73 | 122 | 32 | 5 | 16 | 64 | 1 | 6 | 10 | 44 | 79 | 10 | 2 | .513 | .372 | 13 |
| 2014 | Akron | .253 | 87 | 336 | 46 | 85 | 20 | 5 | 8 | 50 | 0 | 4 | 4 | 26 | 56 | 4 | 2 | .414 | .311 | 7 |
| | AZL Indians | .455 | 6 | 22 | 8 | 10 | 1 | 1 | 0 | 4 | 0 | 0 | 0 | 4 | 4 | 1 | 1 | .591 | .538 | 1 |
| 2015 | Nashville | .289 | 137 | 577 | 80 | 167 | 42 | 8 | 10 | 57 | 5 | 5 | 9 | 22 | 114 | 12 | 2 | .442 | .323 | 16 |
| 2016 | Nashville | .279 | 125 | 491 | 81 | 137 | 31 | 9 | 12 | 61 | 1 | 1 | 7 | 26 | 112 | 14 | 4 | .452 | .324 | 8 |
| | OAKLAND | .260 | 28 | 96 | 11 | 25 | 1 | 0 | 1 | 11 | 0 | 2 | 0 | 6 | 16 | 2 | 0 | .302 | .298 | 2 |
| ML Totals | | .260 | 28 | 96 | 11 | 25 | 1 | 0 | 1 | 11 | 0 | 2 | 0 | 6 | 16 | 2 | 0 | .302 | .298 | 2 |
| Minor League Totals | | .288 | 523 | 2084 | 320 | 601 | 141 | 32 | 50 | 273 | 7 | 18 | 35 | 137 | 390 | 45 | 12 | .459 | .340 | 57 |

CAREER TRANSACTIONS

2012 — Selected by the Cleveland Indians organization in the 6th round of the First-Year Player Draft. **2014** — Traded to the Oakland Athletics for first baseman Brandon Moss, December 8.

VS. THE AMERICAN LEAGUE

| 2016 | | CAREER | | | | | | | | |
|------|----|--------|----|-----|-------------|------|----|---|----|-----|
| Avg. | AB | H | HR | RBI | vs. TEAM | Avg. | AB | H | HR | RBI |
| .250 | 4 | 1 | 0 | 0 | Boston | .250 | 4 | 1 | 0 | 0 |
| .071 | 14 | 1 | 0 | 0 | Houston | .071 | 14 | 1 | 0 | 0 |
| .500 | 16 | 8 | 0 | 2 | Kansas City | .500 | 16 | 8 | 0 | 2 |
| .211 | 19 | 4 | 0 | 3 | Los Angeles | .211 | 19 | 4 | 0 | 3 |
| .304 | 23 | 7 | 0 | 4 | Seattle | .304 | 23 | 7 | 0 | 4 |
| .200 | 20 | 4 | 1 | 2 | Texas | .200 | 20 | 4 | 1 | 2 |

MONTHLY BREAKDOWN

| 2016 | | CAREER | | | | | | | | |
|------|----|--------|----|-----|-----------|------|----|----|----|-----|
| Avg. | AB | H | HR | RBI | by MONTH | Avg. | AB | H | HR | RBI |
| .000 | 4 | 0 | 0 | 0 | August | .000 | 4 | 0 | 0 | 0 |
| .250 | 84 | 21 | 1 | 9 | September | .250 | 84 | 21 | 1 | 9 |
| .500 | 8 | 4 | 0 | 2 | October | .500 | 8 | 4 | 0 | 2 |

BATTING BREAKDOWN

| 2016 | | CAREER | | | | | | | | |
|------|----|--------|----|-----|-------------------|------|----|----|----|-----|
| Avg. | AB | H | HR | RBI | by CATEGORY | Avg. | AB | H | HR | RBI |
| .225 | 40 | 9 | 0 | 5 | Home | .225 | 40 | 9 | 0 | 5 |
| .286 | 56 | 16 | 1 | 6 | Away | .286 | 56 | 16 | 1 | 6 |
| .147 | 34 | 5 | 0 | 2 | Day | .147 | 34 | 5 | 0 | 2 |
| .323 | 62 | 20 | 1 | 9 | Night | .323 | 62 | 20 | 1 | 9 |
| — | 0 | 0 | 0 | 0 | Pre-ASG | — | 0 | 0 | 0 | 0 |
| .260 | 96 | 25 | 1 | 11 | Post-ASG | .260 | 96 | 25 | 1 | 11 |
| .333 | 15 | 5 | 0 | 2 | vs. LHP | .333 | 15 | 5 | 0 | 2 |
| .247 | 81 | 20 | 1 | 9 | vs. RHP | .247 | 81 | 20 | 1 | 9 |
| .304 | 23 | 7 | 0 | 10 | RISP | .304 | 23 | 7 | 0 | 10 |
| .333 | 3 | 1 | 0 | 2 | Bases Loaded | .333 | 3 | 1 | 0 | 2 |
| .500 | 2 | 1 | 0 | 0 | Pinch Hitter | .500 | 2 | 1 | 0 | 0 |
| — | 0 | 0 | 0 | 0 | Designated Hitter | — | 0 | 0 | 0 | 0 |

BALLPARK BREAKDOWN

| | Avg. | AB | H | HR | RBI |
|----------------------|------|----|---|----|-----|
| Angel Stadium | .100 | 10 | 1 | 0 | 0 |
| Globe Life Arlington | .231 | 13 | 3 | 1 | 2 |
| Kauffman Stadium | .500 | 16 | 8 | 0 | 2 |
| Minute Maid Park | .000 | 4 | 0 | 0 | 0 |
| Oakland Coliseum | .225 | 40 | 9 | 0 | 5 |
| Safeco Field | .308 | 13 | 4 | 0 | 2 |

FIELDING STATISTICS

Second Base

| YEAR | PCT. | G | PO | A | E | TC | DP |
|---------------|-------------|-----------|-----------|-----------|----------|------------|-----------|
| 2016 | .983 | 28 | 45 | 71 | 2 | 118 | 20 |
| Totals | .983 | 28 | 45 | 71 | 2 | 118 | 20 |

WENDLE'S CAREER BESTS

Hits: 4 (twice), last: October 1, 2016 at Seattle
Home Runs: 1, September 17, 2016 at Texas
Runs Batted In: 2 (four times), last: October 1, 2016 at Seattle
Stolen Bases: 1 (twice), last: September 12, 2016 at Kansas City
Hitting Streak: 5, September 5 to 10, 2016
Hitless Streak (At Bats): 9 (twice), last: September 27 to 30, 2016
Game Ending RBI: None
Grand Slams: None
Pinch-Hit Home Runs: None
Inside-The-Park Home Runs: None
Lead Off Home Runs: 1, September 17, 2016 at Texas (Yu Darvish)

**OUTFIELDER****Height/Weight:** 6-0 / 204**Bats/Throws:** Right / Right**Birthdate:** January 30, 1990**Opening Day Age:** 27**Birthplace/Resides:** Tampa, Florida / Tampa, Florida**Major League Service:** None**Obtained:** Signed to a minor league contract, November 15, 2016**Contract Status:** First year of a one-year contract through 2017**NON-ROSTER INVITEE****CAREER HIGHLIGHTS**

Begins his 10th season of pro ball but has yet to play in the majors...was originally the Blue Jays second round pick in the 2008 First-Year Player draft and has played in the Toronto (2008-14), Minnesota (2014), Oakland (2014) and Miami (2015-16) farm systems...is a .241 (763-for-3162) career hitter with 25 home runs and 256 RBI in 862 games...also has 292 stolen bases...has played exclusively in the outfield on defense (721 games in center field, 56 in right field, 55 in left field)...played in the Arizona Fall League in 2013.

2016 HIGHLIGHTS

Spent most of the season with Triple-A New Orleans in the Miami organization where he hit .219 with a home run, 20 RBI and 26 stolen bases in 93 games...was transferred to Double-A Jacksonville Aug. 2 and hit .347 with two home runs, 12 RBI and four stolen bases in 32 games with the Suns...combined for a .255 batting average, three home runs and 32 RBI in 125 games overall...added 54 walks and was hit by a pitch seven times for a .346 on-base percentage...stole 30 bases, his sixth career season with 30 or more steals...his 26 steals with the Zephyrs tied for sixth in the Pacific Coast League...hit .261 (84-for-322) against right-handed pitching compared to .231 (25-for-108) against left-handers...had a .276 batting average with the bases empty, .215 with runners on base...batted .174 with runners in scoring position...was 1-for-8 (.125) with the bases loaded...appeared in 87 games in center field and 34 in right field...had eight assists in 120 games overall in the outfield...was 2-for-2 (1.000) as a pinch hitter...hit in every spot in the order except fourth and fifth...saw his most action with 73 games in the leadoff spot where he batted .269 with a .372 on-base percentage...got off to a fast start as he hit .329 with nine stolen bases in 20 games in April...went 1-for-3 in his first game in May to keep his average at .329...then hit .182 over his final 71 games with New Orleans...went 1-for-30 over an eight-game stretch from May 3 to 10...had a 16-game streak without a RBI from May 23 to June 11...finished May with a .163 batting average in 27 games...then batted .154 in June...had more walks (13) than hits (10) in June...stole a season-high two bases June 1 at Memphis...walked in all three of his plate appearances June 4 against Colorado Springs...matched his season high with two steals July 2 at Colorado Springs...was transferred to Jacksonville Aug. 2 and went 3-for-3 with a triple, home run and two RBI in his first game in the first game of an Aug. 3 doubleheader against Biloxi...matched his season high in hits and runs scored...had a pinch hit single in the second game and went 4-for-4 on the day...had three triples in his first 15 games with Jacksonville after collecting no triples in 93 games with New Orleans...hit safely in a season-high nine consecutive games from Aug. 12 to 21...went 16-for-35 (.457) with six multiple hit games during the hitting streak to boost his Double-A average to .394...had back-to-back two-double games Aug. 20 and 21 at Tennessee...drove in a season-high three runs on the 20th while matching his best with three hits...hit .356 with a .432 on-base percentage in 28 games in August.

CAREER

2015—Spent entire season with Double-A Jacksonville...had a season-long eight-game hitting streak from August 16-25, batting .281...stole a base in five straight games from May 27-31, and was 8-for-9 in steal attempts over 11 games from May 22-June 2...batted .350 with just 16 strikeouts against left-handed pitching, compared to .254 with 92 strikeouts against right-handed pitching...hit a combined .292 in May and June with seven doubles, three triples, three home runs and 19 RBI...was 11-for-13 in stolen base attempts in August, after going 10-for-13 in July, marking first time in career he stole 10-plus bases in consecutive months...it was the first time he stole 10-plus bags in a month overall since swiping 12

bags in August 2012 (career high was 18 in July 2012)...in clutch situations, he batted .296 with runners on and two outs, .303 with runners in scoring position and .321 with RISP and two outs...had a .370 on-base percentage when leading off an inning, with a .282 average.

2014—Appeared in systems of three different organizations: Toronto, Minnesota and Oakland...opened season at Double-A New Hampshire and after 15 games was claimed off waivers by Minnesota and sent to Double-A New Britain April 24...in 11 games with Rock Cats, hit .195 and was claimed by Toronto on May 11...split time between New Hampshire and Triple-A Buffalo before being claimed off waivers by Oakland July 7...reported to Triple-A Sacramento, posting a .135 average with a double and five RBI in 14 games with River Cats...was designated for assignment July 28 and finished out season with Double-A Midland...hit .327 with seven doubles, one triple and eight RBI in 27 games with RockHounds...from August 3 to 21, he hit safely in 15-straight games, batting .429 (27-for-63) with five doubles and four RBI...the streak included 10 multi-hit games, including two three-hit affairs.

2013—Was limited to just 55 games for New Hampshire due to injury...hit .259 on the year with 31 runs scored, 14 doubles, one triple, three home runs and 16 stolen bases...was on the disabled list from April 27 to July 27 with shin splints on his right shin...made five rehab appearances with the GCL Blue Jays and Dunedin Blue Jays...played in the Arizona Fall League with the Salt River Rafters...appeared in 23 games posting a .258 average...led the team with 12 stolen bases.

2012—Spent the majority of the season with Lansing for the third time in the past four years before finishing the season with Dunedin...hit a combined .260...had career-highs in RBI (53) and stolen bases (55)...led the organization in stolen bases...stole 41 bases while with Lansing to lead the team and finish fourth in the Midwest League despite only playing in 94 games...hit .300 over August for Dunedin in 25 contests with 12 RBI and 12 stolen bases.

2011—Appeared in just 48 games for the Dunedin Blue Jays...suffered a shoulder injury and did not play after June 6...prior to getting injured had a .201 average...hit .302 against left-handed pitcher and only .165 against right-handers...during the off-season played in the Australian Baseball League for the Canberra Cavalry where he hit .253.

2010—Began the season with Lansing for the second consecutive season before finishing the year with Dunedin Blue Jays...appeared in 95 games for the Lugnuts posting a .216 average...had a .249 average before the All-Star break and hit just .175 after...led Lansing with 35 stolen bases...joined Dunedin in mid-August playing in 18 games for the Blue Jays...hit just .138.

2009—Played the majority of the season with the Lansing Lugnuts while appearing in eight games with GCL Blue Jays on a rehab assignment...hit .212 with Lansing while swiping 37 bases in 87 games...the 37 stolen bases ranked second on the team and seventh in the Midwest League.

2008—Spent his first professional season with the GCL Blue Jays...played in 60 games, finishing the year with a .210 average...collected 25 stolen bases.

PERSONAL/MISCELLANEOUS

Kenneth Earl Wilson was originally signed by Blue Jays scout Joel Grampietro...graduated from Sickles High School in Tampa in 2008...hit .400 with 26 stolen bases in his senior season.

LIFETIME PLAYING RECORD

| Year | Club | AVG. | G | AB | R | H | 2B | 3B | HR | RBI | SH | SF | HP | BB | SO | SB | CS | SLG | OBP | E |
|----------------------------|---------------|-------------|------------|-------------|------------|------------|------------|-----------|-----------|------------|-----------|-----------|-----------|------------|------------|------------|-----------|-------------|-------------|-----------|
| 2008 | GCL Blue Jays | .210 | 51 | 162 | 25 | 34 | 6 | 2 | 0 | 12 | 1 | 2 | 7 | 20 | 60 | 25 | 3 | .272 | .319 | 3 |
| 2009 | Lansing | .212 | 87 | 321 | 51 | 68 | 12 | 3 | 4 | 27 | 1 | 5 | 11 | 35 | 99 | 37 | 12 | .305 | .306 | 6 |
| | GCL Blue Jays | .200 | 8 | 25 | 6 | 5 | 2 | 1 | 0 | 0 | 0 | 0 | 1 | 3 | 8 | 3 | 1 | .360 | .310 | 0 |
| 2010 | Lansing | .216 | 95 | 361 | 54 | 78 | 10 | 4 | 0 | 22 | 6 | 0 | 8 | 51 | 112 | 35 | 11 | .266 | .326 | 2 |
| | Dunedin | .138 | 18 | 58 | 5 | 8 | 1 | 0 | 0 | 4 | 2 | 0 | 0 | 8 | 15 | 5 | 0 | .155 | .242 | 0 |
| 2011 | Dunedin | .201 | 48 | 164 | 21 | 33 | 8 | 2 | 0 | 10 | 2 | 0 | 6 | 16 | 52 | 17 | 4 | .274 | .296 | 0 |
| 2012 | Lansing | .252 | 94 | 349 | 68 | 88 | 13 | 6 | 4 | 40 | 7 | 4 | 17 | 44 | 75 | 41 | 8 | .358 | .360 | 7 |
| | Dunedin | .282 | 29 | 117 | 24 | 33 | 6 | 0 | 1 | 13 | 2 | 0 | 2 | 14 | 22 | 14 | 4 | .359 | .368 | 3 |
| 2013 | New Hampshire | .259 | 55 | 216 | 31 | 56 | 14 | 1 | 3 | 11 | 2 | 0 | 5 | 19 | 56 | 16 | 6 | .375 | .333 | 5 |
| | GCL Blue Jays | .222 | 3 | 9 | 2 | 2 | 0 | 0 | 0 | 1 | 0 | 0 | 2 | 2 | 0 | 1 | 0 | .222 | .364 | 0 |
| | Dunedin | .625 | 2 | 8 | 4 | 5 | 2 | 0 | 0 | 1 | 0 | 0 | 0 | 2 | 1 | 1 | 0 | .875 | .700 | 0 |
| 2014 | New Hampshire | .241 | 44 | 170 | 24 | 41 | 4 | 4 | 2 | 15 | 5 | 2 | 4 | 11 | 48 | 14 | 5 | .347 | .299 | 2 |
| | New Britain | .195 | 11 | 41 | 6 | 8 | 3 | 0 | 0 | 1 | 1 | 0 | 2 | 6 | 10 | 3 | 1 | .268 | .327 | 2 |
| | Buffalo | .239 | 21 | 71 | 7 | 17 | 3 | 2 | 0 | 6 | 1 | 0 | 1 | 9 | 15 | 5 | 4 | .338 | .333 | 1 |
| | Sacramento | .135 | 14 | 52 | 6 | 7 | 1 | 0 | 0 | 5 | 1 | 0 | 1 | 3 | 14 | 2 | 0 | .154 | .196 | 0 |
| | Midland | .327 | 27 | 113 | 12 | 37 | 7 | 1 | 0 | 8 | 1 | 0 | 1 | 2 | 24 | 7 | 3 | .407 | .345 | 0 |
| 2015 | Jacksonville | .270 | 130 | 497 | 77 | 134 | 24 | 7 | 8 | 48 | 6 | 5 | 4 | 58 | 108 | 37 | 9 | .394 | .348 | 6 |
| 2016 | New Orleans | .219 | 93 | 310 | 37 | 68 | 14 | 0 | 1 | 20 | 0 | 2 | 7 | 39 | 75 | 26 | 8 | .274 | .318 | 3 |
| | Jacksonville | .347 | 32 | 118 | 23 | 41 | 6 | 3 | 2 | 12 | 0 | 0 | 0 | 15 | 26 | 4 | 4 | .500 | .421 | 1 |
| Minor League Totals | | .241 | 862 | 3162 | 483 | 763 | 136 | 36 | 25 | 256 | 38 | 20 | 77 | 357 | 822 | 292 | 84 | .331 | .331 | 41 |

CAREER TRANSACTIONS


2008 — Selected by the Toronto Blue Jays organization in the 2nd round of the First-Year Player Draft. **2014** — Claimed off waivers by the Minnesota Twins, April 24. Claimed off waivers by the Toronto Blue Jays, May 11. Claimed off waivers by the Oakland Athletics, July 7. Elected free agency, November 3; signed by the Miami Marlins to a minor league contract, November 6. **2015** — Elected free agency, November 6; re-signed by Miami to a minor league contract, November 12. **2016** — Elected free agency, November 7; signed by Oakland to a minor league contract, November 15.

| NO | CATCHERS | B | T | HT | WT | BORN | BIRTHPLACE | RESIDENCE | 2016 CLUBS | AVG. | G | AB | R | H | 2B | 3B | HR | RBI | BB | SO | SB | CS | MLSERVICE |
|----|------------------|---|---|------|-----|----------|---------------------|---------------------|------------|------|-----|-----|----|-----|----|----|----|-----|----|-----|----|----|-------------------|
| NO | INFELDERS (12) | L | R | 6-0 | 225 | 11-1-84 | Visalia, CA | Turwater, WA | OAKLAND | .251 | 137 | 490 | 54 | 123 | 30 | 2 | 14 | 56 | 35 | 83 | 0 | 0 | 3 years, 84 days |
| 1 | Yonder Alonso | L | R | 6-1 | 220 | 4-8-87 | Havana, Cuba | Miami, FL | OAKLAND | .253 | 156 | 462 | 62 | 132 | 34 | 0 | 7 | 56 | 45 | 74 | 3 | 1 | 5 years, 116 days |
| 17 | Franklin Barreto | R | R | 5-10 | 190 | 2-27-96 | Caracas, Venezuela | Caracas, Venezuela | OAKLAND | .353 | 41 | 17 | 2 | 6 | 0 | 1 | 3 | 6 | 0 | 4 | 0 | 2 | None |
| 20 | Mark Canha | R | R | 6-2 | 210 | 2-15-89 | San Jose, CA | San Francisco, CA | OAKLAND | .122 | 16 | 41 | 4 | 5 | 0 | 0 | 3 | 6 | 0 | 20 | 0 | 0 | 2 years |
| 25 | Ryon Healy | R | R | 6-4 | 232 | 1-10-92 | West Hills, CA | West Hills, CA | OAKLAND | .338 | 38 | 145 | 27 | 49 | 12 | 3 | 8 | 34 | 18 | 35 | 1 | 0 | 80 days |
| | | | | | | | | | OAKLAND | .318 | 49 | 192 | 33 | 61 | 16 | 1 | 6 | 30 | 13 | 40 | 0 | 0 | 8 years, 111 days |
| 8 | Jed Lowrie | S | R | 6-0 | 180 | 4-17-84 | Salem, OR | Houston, TX | OAKLAND | .263 | 87 | 338 | 30 | 89 | 12 | 1 | 2 | 27 | 26 | 65 | 0 | 0 | 8 years, 111 days |
| | | | | | | | | | OAKLAND | .250 | 1 | 4 | 1 | 1 | 0 | 0 | 0 | 0 | 0 | 0 | 0 | 0 | None |
| 84 | Yairo Muñoz | R | R | 6-0 | 201 | 1-23-95 | Nagua, D.R. | Nagua, D.R. | OAKLAND | .240 | 102 | 387 | 44 | 93 | 16 | 3 | 9 | 39 | 23 | 76 | 6 | 7 | None |
| 22 | Renato Nunez | R | R | 6-1 | 220 | 4-4-94 | Valencia, Venezuela | Valencia, Venezuela | OAKLAND | .228 | 128 | 505 | 61 | 115 | 20 | 2 | 23 | 75 | 31 | 119 | 2 | 0 | 21 days |
| | | | | | | | | | OAKLAND | .133 | 9 | 15 | 0 | 0 | 0 | 0 | 0 | 1 | 0 | 3 | 0 | 0 | 47 days |
| 18 | Chad Pinder | R | R | 6-2 | 197 | 3-29-92 | Richmond, VA | Poquoson, VA | OAKLAND | .258 | 107 | 426 | 72 | 110 | 23 | 3 | 14 | 51 | 25 | 108 | 5 | 1 | 47 days |
| | | | | | | | | | OAKLAND | .235 | 22 | 51 | 4 | 12 | 4 | 0 | 1 | 4 | 3 | 14 | 0 | 0 | 5 years, 162 days |
| 3 | Trevor Plouffe | R | R | 6-2 | 216 | 6-15-86 | West Hills, CA | Porter Ranch, CA | MINNESOTA | .260 | 84 | 319 | 35 | 83 | 13 | 1 | 12 | 47 | 19 | 60 | 1 | 0 | 5 years, 162 days |
| | | | | | | | | | Fort Myers | .125 | 2 | 8 | 0 | 1 | 0 | 0 | 0 | 0 | 0 | 2 | 0 | 0 | 0 |
| | | | | | | | | | Rochester | .196 | 5 | 19 | 4 | 6 | 2 | 0 | 1 | 2 | 1 | 5 | 0 | 0 | 0 |
| 16 | Adam Rosales | R | R | 6-2 | 200 | 5-20-83 | Chicago, IL | Phoenix, AZ | SAN DIEGO | .229 | 105 | 214 | 37 | 49 | 12 | 3 | 13 | 35 | 29 | 88 | 4 | 0 | 6 years, 163 days |
| 10 | Marcus Semien | L | R | 6-0 | 195 | 9-17-90 | Oakland, CA | Oakland, CA | OAKLAND | .238 | 159 | 568 | 72 | 135 | 27 | 2 | 27 | 75 | 51 | 139 | 10 | 2 | 2 years, 118 days |
| 52 | Joey Wendle | L | R | 6-1 | 189 | 4-26-90 | Wilmington, DE | New London, PA | Nashville | .279 | 125 | 491 | 81 | 137 | 31 | 9 | 12 | 61 | 26 | 112 | 14 | 4 | 33 days |
| | | | | | | | | | OAKLAND | .260 | 28 | 96 | 11 | 25 | 1 | 0 | 1 | 11 | 6 | 16 | 2 | 0 | 0 |
| NO | OUTFIELDERS (6) | B | T | HT | WT | BORN | BIRTHPLACE | RESIDENCE | 2016 CLUBS | AVG. | G | AB | R | H | 2B | 3B | HR | RBI | BB | SO | SB | CS | MLSERVICE |
| 83 | Jaycob Brugman | L | L | 5-11 | 184 | 1-18-92 | Chandler, AZ | Phoenix, AZ | Midland | .261 | 38 | 157 | 27 | 41 | 7 | 3 | 5 | 20 | 16 | 33 | 2 | 3 | None |
| | | | | | | | | | Nashville | .295 | 94 | 386 | 50 | 114 | 26 | 4 | 7 | 67 | 36 | 88 | 5 | 3 | None |
| 2 | Khris Davis | R | R | 5-11 | 192 | 12-21-87 | Lakewood, CA | Glendale, AZ | OAKLAND | .247 | 150 | 555 | 85 | 137 | 24 | 2 | 42 | 102 | 42 | 166 | 1 | 2 | 3 years, 104 days |
| 11 | Raji Davis | L | R | 5-10 | 195 | 10-19-80 | Nowich, CT | East Lyme, CT | CLEVELAND | .249 | 134 | 454 | 74 | 113 | 23 | 2 | 12 | 48 | 33 | 106 | 43 | 6 | 9 years, 167 days |
| 23 | Matt Joyce | L | R | 6-2 | 208 | 8-3-84 | Tampa, FL | Tampa, FL | PITTSBURGH | .242 | 140 | 231 | 45 | 56 | 10 | 1 | 13 | 42 | 59 | 67 | 1 | 1 | 7 years, 123 days |
| 28 | Matt Olson | L | R | 6-5 | 228 | 3-29-94 | Atlanta, GA | Liburn, FL | Nashville | .235 | 131 | 464 | 69 | 109 | 34 | 1 | 17 | 60 | 71 | 132 | 1 | 0 | 21 days |
| | | | | | | | | | OAKLAND | .085 | 11 | 21 | 3 | 2 | 1 | 0 | 0 | 7 | 4 | 0 | 0 | 0 | 0 |
| 5 | Jake Smolinski | R | R | 5-11 | 205 | 2-9-89 | Rockford, IL | Rockford, IL | Nashville | .248 | 39 | 145 | 20 | 36 | 14 | 0 | 3 | 15 | 11 | 23 | 6 | 1 | 2 years, 16 days |
| | | | | | | | | | OAKLAND | .238 | 99 | 290 | 28 | 69 | 6 | 2 | 7 | 27 | 19 | 44 | 1 | 2 | 0 |

OAKLAND A'S NON-ROSTER INVITEES TO SPRING TRAINING

| NO | PITCHERS (15) | B | T | HT | WT | BORN | BIRTHPLACE | RESIDENCE | 2016 CLUBS | W | L | ERA | G | CS | CG | SHO | SV | IP | H | R | ER | BB | SO | MLSERVICE |
|----|-------------------|---|---|------|-----|----------|----------------------------|-------------------------|-------------|---|---|------|----|----|----|-----|------|------|-----|----|----|----|------|------------------|
| 67 | Michael Brady | R | R | 6-0 | 197 | 3-21-87 | Laguna Beach, CA | Laguna Niguel, CA | Harrisburg | 3 | 6 | 3.04 | 17 | 11 | 1 | 0 | 0 | 74.0 | 68 | 28 | 25 | 13 | 64 | None |
| | | | | | | | | | Syracuse | 0 | 0 | 1.29 | 1 | 0 | 0 | 0 | 0 | 7.0 | 4 | 1 | 0 | 1 | 0 | 8 |
| 71 | Simon Castro | R | R | 6-5 | 230 | 4-9-88 | San Jose de los Rios, D.R. | Andres Boco Chica, D.R. | Albuquerque | 0 | 5 | 3.38 | 50 | 0 | 0 | 10 | 53.1 | 52 | 21 | 20 | 12 | 58 | 59 | 59 days |
| 74 | Trey Cochran-Gill | R | R | 5-10 | 190 | 12-10-92 | Montgomery, AL | Tallassee, AL | Midland | 4 | 5 | 3.07 | 42 | 0 | 0 | 0 | 73.1 | 71 | 31 | 25 | 25 | 58 | None | |
| 48 | Ross Detwiler | R | L | 6-5 | 210 | 3-6-86 | St. Louis, MO | Lake St. Louis, MO | CLEVELAND | 0 | 0 | 5.79 | 7 | 0 | 0 | 0 | 4.2 | 3 | 3 | 4 | 3 | 6 | 3 | 6 years, 85 days |
| | | | | | | | | | Columbus | 2 | 4 | 4.60 | 12 | 12 | 0 | 0 | 0 | 62.2 | 64 | 33 | 32 | 21 | 41 | 0 |
| | | | | | | | | | Nashville | 4 | 0 | 3.86 | 4 | 3 | 0 | 0 | 0 | 23.1 | 20 | 10 | 10 | 4 | 24 | 0 |
| | | | | | | | | | OAKLAND | 2 | 4 | 6.14 | 9 | 7 | 0 | 0 | 0 | 44.0 | 56 | 31 | 30 | 15 | 23 | 0 |
| 53 | Felix Doubront | L | L | 6-2 | 240 | 10-23-87 | Carabobo, Venezuela | Deale, FL | OAKLAND | | | | | | | | | | | | | | | 5 years, 41 days |
| 77 | Heath Flimley | R | R | 6-1 | 193 | 5-16-94 | Trevose, PA | Roelbing, NJ | Stockton | 5 | 6 | 3.60 | 18 | 16 | 0 | 0 | 0 | 95.0 | 101 | 53 | 38 | 31 | 89 | None |
| | | | | | | | | | Midland | 2 | 0 | 2.54 | 8 | 8 | 1 | 1 | 0 | 39.0 | 31 | 11 | 11 | 8 | 29 | 0 |

(Injured - Did not pitch)



Ryan Dull compiled a 2.42 ERA while leading American League rookies with 70 games pitched in 2016.

2016 REVIEW

SEASON IN REVIEW

2016 RECAP: The A's compiled a 69-93 (.426) record, which was third worst in the American League and tied for sixth worst in the majors...it tied for seventh worst in Oakland history and was one game better than their mark in 2015 (68-94)...finished in last place in the AL West for the second consecutive season and ninth time in Oakland history...it is just the second time in Oakland history the A's finished last in back-to-back seasons (1997-98)...it is also just the second time they have posted consecutive 90-loss seasons (1977-79)...it is the first time they have finished with a losing record in back-to-back seasons since they had three straight from 2007-09...finished 26 games behind first place Texas in the West, which were the A's most games back in the division race since 1993 when they also finished 26 games out...it tied for the third largest deficit in Oakland history (38½ games in 1977, 34 in 1979 and 26 in 1993)...were in fourth place or worse every day after June 2...spent 141 of 178 days in fourth or worst (66 days in fourth, 19 days tied for fourth and 56 days in fifth)...also spent one day in sole possession of first place, five days tied for first, four days in second, four days tied for second, 15 days in third and eight days tied for third...lost three of four to the White Sox to start the season and went 1-7 over their first eight home games...however, started the season 7-0 on the road, which was the third best road start in Oakland history (11-0 in 1981, 8-0 in 1990)...went 10-7 over the first 17 games and held a share of first place as late as April 24 when they were 10-9 and tied with Texas...won the final two games of April to improve to 13-12 but that would be the A's last day over .500...lost nine of their first 10 games in May, giving the A's a 14-21 (.400) record over their first 35 games...then went 33-34 (.493) over a 67-game stretch from May 13 to July 27 before going 22-38 (.367) over the final 60 games...swept a three-game series from Minnesota May 30-June 1 to finish a six-game homestand 5-1...that moved the A's into a tie for third place in the West at 25-29, 6½ games behind Texas...an off day on June 2 moved the A's into third but a 12-2 loss at Houston on June 3 dropped the A's into sole possession of last place for the first time in 2016...would spend the rest of the season in fourth or worst...the loss at Houston began a 1-7 road trip...went 3-12 from June 3 to 20 and lost 10½ games in the AL West, going from 6½ back to 17 back...lost to Seattle 3-2 on Sept. 9 in game 140 and were officially eliminated from the AL West...that matched the third earliest elimination from the division race by game number in Oakland history...it was the earliest since 1997 when they were also eliminated in game 140...were eliminated from the playoffs in game 147, a 7-6 loss at Texas on Sept. 16...won the next two games from the Rangers to improve to 66-83...then lost 10 of the next 11 games to fall a season-high 26 games under .500 and a season-high 28 games out of first place...won the final two games of the season.

OAKLAND A'S LOWEST WINNING PERCENTAGE

| | W | L | PCT. |
|-------------|-----------|-----------|-------------|
| 1979 | 54 | 108 | .333 |
| 1977 | 63 | 98 | .391 |
| 1997 | 65 | 97 | .401 |
| 2015 | 68 | 94 | .420 |
| 1993 | 68 | 94 | .420 |
| 1982 | 68 | 94 | .420 |
| 2016 | 69 | 93 | .426 |
| 1978 | 69 | 93 | .426 |

OFFENSE: The A's ranked last in the American League with 653 runs scored, a .304 on-base percentage and a .395 slugging percentage...the on-base percentage was third lowest in the majors, fourth lowest in Oakland history and the lowest by an A's team since 1979 (.302)...the runs scored were third fewest in the majors and the A's average of 4.03 runs per game was eighth lowest in Oakland history but third lowest over the last nine years...it marked the fifth time in Oakland history the A's finished last in the AL in runs (1977-79, 2008), the sixth time they were last in on-base percentage (1977-79, 1994, 2008) and the seventh time they were last in slugging (1977-79, 1994, 2008-09)...walked 442 times, which was third fewest in the AL and second fewest in Oakland history in a non-strike season (433 in 1978)...had the fewest hit by pitches in the majors (33)...ranked second in the AL in lowest batting average (.246), fewest strikeouts (1145), fewest stolen bases (50) and fewest sacrifice hits (13), third in most grounded into double plays (142) and fourth in fewest home runs (169) and fewest extra base hits (460)...the 13 sacrifice hits set a franchise record for fewest in a season, breaking the previous mark of 14 in 2015...the strikeouts were sixth most in Oakland history and the stolen bases were sixth fewest.

PITCHING: The A's compiled a 4.51 ERA, which was second highest in the American League (Minnesota, 5.08)...it marked the first time the A's finished in the bottom two in ERA since 1997 when they were last...it was the A's highest ERA since logging a 4.58 ERA in 2000...posted a 3.55 ERA over the first 27 games through May 2, a 5.09 ERA over an 82-game stretch from May 3 to Aug. 5 and a 4.09 ERA over the final 53 contests...struck out 1188 batters, which was third fewest in the AL but

was second most in Athletics history to the record of 1244 set in 2014...had a strikeout-to-walk ratio of 2.56, which ranked ninth in the AL but was third best in Athletics history...surrendered 185 home runs, which tied for sixth fewest in the AL but was third most in Oakland history and sixth most in Athletics history...it was the most since 1997 (197)...ranked eighth in the AL in opponents slugging percentage (.422), ninth in on-base percentage (.322) and 13th in batting average (.263)...had 70 wild pitches, which was fourth most in the AL, third most in Athletics history and the most since 1989 (71)...had 1433.1 innings pitched, which tied for fifth fewest in Oakland history in a non-strike season...also ranked second in the AL in fewest pitches per batter faced (3.82), tied for second in sacrifice flies (49) and fourth in intentional walks (28) and highest opponents stolen base percentage (77.3%)...opponents put 18.9% of the A's pitches in play, which was the highest mark in the majors.

STARTING PITCHING: A's starting pitchers were 43-67 with a 4.84 ERA...the ERA was second highest in the American League, the losses were second most and the wins were second fewest...only Minnesota (37-71, 5.39 ERA) had worse marks...the wins tied for fourth fewest in Oakland history in a non-strike season and were the fewest since 1997 (29)...the losses tied for sixth most in Oakland history and were the most since 1997 (73)...the ERA was seventh highest in Oakland history and the highest since 1999 (4.96)...tossed 872.0 innings, which were the fewest in the AL and fourth fewest in the majors...they were second fewest in Oakland history in a non-strike season (858.2 in 1997) and third fewest in Athletics history...averaged 87.4 pitches per start, which was the lowest mark in the majors, the lowest mark by an AL team since 1995 (Detroit, 84.8) and the lowest mark by an A's team since Stats, Inc. began tracking pitch counts in 1988...tossed fewer than five innings 47 times, which tied with Pittsburgh for the most in the majors and was second most by an A's team over the last 31 years (52 in 1997)...it was the most by an AL team since 2007 (Texas, 48)...used 14 different starting pitchers, which was second most in the AL (Los Angeles, 15) and tied for second most in Oakland history...all 14 starters made at least five starts and the A's are just the third team in Major League history to have 14 pitchers make at least five starts...they join the 1955 Baltimore Orioles and 1993 Cleveland Indians...ranked ninth in opponents slugging percentage (.444), 11th in on-base percentage (.331) and 13th in batting average (.273)...were second in fewest strikeouts (658), tied for second in fewest walks (271) and tied for third in fewest home runs (126), most wild pitches (37) and most hit batters (38)...had two complete games, which tied for second fewest in Athletics history.

BULLPEN: The A's bullpen compiled a 3.99 ERA, which ranked 10th in the American League...converted 42-of-65 (64.6%) save opportunities...had the third most blown saves in the AL (23) and the fourth lowest save percentage...tied for 10th in saves...19 of the blown saves came against AL West competition...were successful in 17-of-36 (47.2%) save opportunities against the AL West, 25-of-29 (86.2%) against everyone else...had 561.1 innings pitched, which was second most in the AL (Minnesota, 567.2), second most in Oakland history (586.2 in 1997) and third most in Athletics history (588.1 in 1964)...struck out 530 batters, which was fifth most in the AL but set the Athletics record for strikeouts by the bullpen...also set a franchise record for most wild pitches (33)...ranked fifth in the AL in opponents on-base percentage (.308) and seventh in batting average (.245) and slugging percentage (.385)...surrendered just six first batter home runs, which tied Chicago (AL) for the fewest in the majors...had the second lowest first batter slugging percentage in the AL (.329)...allowed 27.6% of inherited runners to score, which was the fourth lowest percentage in the AL and seventh lowest by an A's team since 1974...ranked third in the AL in inherited runners (243)...also ranked third in most intentional walks (22), tied for third in most triples (13) and fourth in most doubles (96) and fewest walks per nine innings (3.09).

DEFENSIVE DOINGS: The A's committed 97 errors, which tied for second most in the American League (Minnesota, 126)...however, had just 43 unearned runs, which was fourth fewest in the AL and second fewest in Oakland history in a non-strike season (42 in 1991)...had a .984 fielding percentage, which was fourth lowest in the AL but sixth best in Oakland history...have made 666 errors over the last six seasons, which is the most in the AL and third most in the majors behind Milwaukee (675) and Pittsburgh (672)...ranked second in the AL with 1630 assists and fifth with 152 double plays...A's outfielders had 29 assists, which ranked 10th in the AL...had 14 assists over the first 113 games and 15 over the final 49.

Season in Review, continued

HOME AND AWAY: The A's went 35-46 (.432) on the road compared to 34-47 (.420) at home...it marked just the fourth time in Oakland history the A's had a better record on the road (1971, 1990, 1994)...the home record was second worst in the American League and it matched the mark from last year for second worst in Oakland history (31-50 in 1979)...finished with a losing record at home in back-to-back seasons for the first time since 1996-98 when they did it three straight years...it is just the fourth time it has happened in Oakland history (1977-79 and 1993-94)...the road record was sixth worst in the AL...posted a losing record on the road for the third consecutive season and eighth time in the last 10 years...hit .255 on the road, .236 at home...had the fifth best road batting average in the AL and the second worst home batting average...the home batting average was fourth lowest in Oakland history...hit 19 points better on the road, which was the fifth highest differential in Oakland history and second highest over the last 37 years (31 in 2007)...averaged 4.51 runs per game on the road compared to 3.56 at home...the home average was third lowest in Oakland history and the lowest since 1979 (3.23)...scored 288 runs at home, which was the fewest in the AL and second fewest in the majors (Philadelphia, 279)...hit 102 home runs on the road, 67 at home...the difference of 35 is the largest in Athletics history...had the lowest home on-base percentage in Oakland history (.291)...compiled a 4.12 ERA at home compared to 4.92 on the road...had the second highest road ERA in the AL and the sixth highest home ERA...surrendered 103 home runs on the road, which tied the Athletics franchise record set in 1996...won 11 home series, lost 13 and split two...won nine road series, lost 15 and split two.

OAKLAND A'S LOWEST HOME WINNING PERCENTAGE

| | W | L | PCT. |
|-------------|-----------|-----------|-------------|
| 1979 | 31 | 50 | .383 |
| 2016 | 34 | 47 | .420 |
| 2015 | 34 | 47 | .420 |
| 1994 | 24 | 32 | .429 |
| 1997 | 35 | 46 | .432 |
| 1977 | 35 | 46 | .432 |

SCORING MARGIN: The A's had a run differential of -108, which was second worst in the American League (Minnesota, -167), sixth worst in the majors and seventh worst in Oakland history...it was the worst mark by an A's team since 1997 (-182)...were 48-54 (.471) in games decided by three runs or fewer compared to 21-39 (.350) in games decided by four runs or more...the record in games decided by four runs or more was the worst in the AL, third worst in the majors and fifth worst in Oakland history...the wins were the fewest in the AL, third fewest in the majors and tied for fifth fewest in Oakland history...were 25-28 (.472) in one-run games and the 53 one-run decisions tied for second most in the AL and tied for fifth in Oakland history...were fourth in the AL in one-run losses.

CLOSE CALLS: The A's were 7-9 in walk-off games...the nine losses tied for second most in the majors (Chicago-AL, 10) and all came against American League West competition...had a record of 16-18 (.471) in games decided in the last at bat...were 6-5 (.545) in extra inning games and the 11 extra inning games tied for fifth fewest in Oakland history in a non-strike season...had 10 wins when trailing after seven innings, which tied for second most in the AL (Texas, 13) and tied for third most in Oakland history...

however, had five losses when leading after eight innings, which was second most in the AL (Seattle, 7)...overcame a deficit of four or more runs to wins twice: May 15 at Tampa Bay and July 15 against Toronto...surrendered a five-run lead to lose once: June 15 against Texas.

A'S 2016 WALK-OFF WINS

| DATE | OPP | RESULT | NOTE |
|----------|------------------|----------|--------------------------|
| April 29 | Houston | 7-4 | Alonso home run |
| May 17 | Texas | 8-5 | Davis grand slam |
| June 17 | Los Angeles (AL) | 3-2 | Burns single |
| July 19 | Houston | 4-3 (10) | Reddick single |
| July 22 | Tampa Bay | 1-0 (13) | Crisp single |
| July 23 | Tampa Bay | 4-3 | Healy home run |
| Sept. 4 | Boston | 1-0 | Davis double/E7 (no RBI) |

THE DISABLED LIST: The A's used the disabled list an Oakland record 27 times, breaking the previous mark of 25 set in 2008...the players missed a combined 1810 games (67.0 games per stint), which also set an Oakland record (previously: 1397 in 2010)...five players missed the entire season (H. Alvarez, Doubront, Fuld, Parker, Sogard) while Chris Bassitt (139 games) and Mark Canha (130) also missed more than 100 games...four players had two stints on the DL (Gray, Hill, Lowrie, Phegley)...had at least 11 players on the DL every day after July 3, including a season-high 16 from Aug. 22-28...prior to this year, had not had more than 11 players on the DL at once...had at least six players on the DL all year...

have had at least three players on the DL every day since July 30, 2011 and have not had fewer than two players on the DL since the end of the 2006 season when they had just one.

A'S DISABLED LIST, 2016

| PLAYER | INJURY | DATES | GAMES MISSED | A's RECORD |
|---------------|-----------------------------------|-------------------------|--------------|------------|
| Alvarez, H. | Right shoulder surgery | March 25-end of season | 69-93 | 162 |
| Alvarez, R.J. | Right elbow surgery | March 25-June 11 | 25-36 | 61 |
| Bassitt | Strained right elbow/UCL surgery | April 29-end of season | 58-81 | 139 |
| Butler | Concussion | August 22-28 | 4-2 | 6 |
| Canha | Back strain/hip surgery | May 9-end of season | 55-75 | 130 |
| Doolittle | Strained left shoulder | June 26-September 1 | 25-34 | 59 |
| Doubront | Sprained left elbow/UCL surgery | April 4-end of season | 69-93 | 162 |
| Fuld | Strained left shoulder | March 25-end of season | 69-93 | 162 |
| Gray | Strained right trapezius | May 21-June 4 | 6-7 | 13 |
| Gray | Strained right forearm | August 7-September 27 | 19-28 | 47 |
| Hahn | Strained right shoulder | August 5-September 1 | 9-16 | 25 |
| Hendriks | Right triceps strain | May 8-June 18 | 14-23 | 37 |
| Hill | Left groin strain | May 30-July 1 | 13-16 | 29 |
| Hill | Left middle finger blister | July 20-31 | 5-6 | 11 |
| Ladendorf | Left wrist sprain | August 17-end of season | 17-25 | 42 |
| Lambo | Testicular cancer surgery | July 4-end of season | 34-46 | 80 |
| Lowrie | Right shin contusion | May 10-24 | 6-8 | 14 |
| Lowrie | Left foot bunion | August 4-end of season | 22-33 | 55 |
| Manaea | Left pronator strain | June 14-28 | 7-7 | 14 |
| Parker | Fractured right medial epicondyle | March 13-end of season | 69-93 | 162 |
| Phegley | Strained right knee | May 10-26 | 6-9 | 15 |
| Phegley | Strained right knee | July 2-end of season | 34-48 | 82 |
| Reddick | Fractured left thumb | May 20-June 27 | 14-20 | 34 |
| Rodriguez | Strained right shoulder | July 4-end of season | 34-46 | 80 |
| Sogard | Cervical strain/left knee surgery | March 28-end of season | 69-93 | 162 |
| Triggs | Left shin contusion | July 18-August 1 | 7-6 | 13 |
| Valencia | Strained left hamstring | April 21-May 5 | 5-9 | 14 |

ROSTER NOTES: The A's used 19 rookies in 2016, which tied the 2012 and 2015 A's for second most in Oakland history (21 in 2008)...16 of those rookies made their Major League debuts and nine had no Triple-A experience entering the season...12 of the 19 rookies were pitchers, which tied the Oakland record (2009, 2012, 2015)...the rookies combined for 223 games pitched, which was third most in Oakland history...had the third most strikeouts (476) and sixth most games started (65)...had two rookies make at least 10 starts for the fourth time in the last five years (Manaea, 24; Mengden 14)...had a season-high six rookies in the starting lineup (including the pitcher) on Sept. 19, Sept. 25 and Oct. 2...used 51 players overall, which tied for third most in Oakland history and was one fewer than 2015...employed 27 pitchers, which tied the 1915 Philadelphia A's and 1955 Kansas City A's for second most in Athletics history to the record of 30 set in 2015...the 51 players were born in eight different countries (Australia, Canada, Cuba, Dominican Republic, Germany, United States, Venezuela, Virgin Islands)...used 12 different right fielders, which tied for second most in Oakland history (13 in 1992)...the A's made a total of 179 player moves in 182 days from Opening Day through the end of the season.

BEFORE AND AFTER THE BREAK: The A's were 38-51 (.427) before the All-Star Break and 31-42 (.425) after the break...the post-break record was second worst in the American League and the mark before the break was fourth worst in the AL and fifth worst in Oakland history...were in fourth place in the AL West at the break and trailed first place Texas by 15½ games, which matched the third largest deficit at the break in Oakland history...it was the worst since 2001 (19)...compiled a 4.73 ERA before the break, which was second highest in the AL, and a 4.24 ERA after the break, which was fifth highest...the pre-break ERA was the A's highest since 2000 (4.80)...hit .251 before the break (fourth lowest in the AL) and .240 after the break (second lowest)...had the third fewest runs per game before the break (4.11) but the A's average of 3.93 runs per game after the break was the lowest in the AL and third lowest in the majors...walked just 222 times before the break, which was the fewest by an A's team in a non-strike season since 1958 (214).

Season in Review, continued

MONTH-BY-MONTH: The A's went 13-12 in April, which marked the third time in the last four years they have finished with a winning record in April...the offense walked just 62 times, which were the fewest in the month of April in Oakland history (min. 20 games)...had a .291 on-base percentage, which was fifth lowest in April in Oakland history...recorded 10 saves, which matched the 1989 club for second most in April in Oakland history (14 in 1988)...went 11-17 (.393) in May, which tied for the second worst record in the American League...the offense walked just 59 times, which was second fewest in the majors and the fewest by an A's team in the month of May since the 1945 Philadelphia A's had 57...it was just the second time in Oakland history the A's walked fewer than 60 times in a month of 20 or more games (43 in 24 games in July, 2015)...compiled a 5.70 ERA, which was second highest in the AL and third highest in the majors...it was the second highest May ERA in Oakland history (6.59 in 1997)...surrendered 40 home runs, which tied for third most in the AL and fell one short of the Oakland record for home runs allowed in May (41 in 1997)...it was just the second time in the last 18 years the A's allowed at least 40 home runs in a month (48, Sept. 2015)...finished June with an 11-15 (.423) record after logging a winning record in each of the previous four Junes...the offense struck out 158 times, which was the fewest in the majors...had the third fewest stolen bases in the AL in June (7) and tied for the third fewest home runs (28)...trailed first place Texas by 15½ games at the end of the month, which was the A's third largest deficit in the West at the end of June since divisional play began in 1969 (23 in 1979, 20 in 2001)...finished July with a losing record for the second consecutive season as they were 12-14...the pitching staff compiled a 4.49 ERA, which was fourth highest in the AL...ranked fifth in the AL with 207 strikeouts, which are the most in franchise history in July (previous: 203 in 2011)...tied for third in the AL in saves (8)...hit .238, which was fourth lowest in the AL...went 10-18 (.357) in August, which was the second worst record in the AL and tied for third worst in the majors...it tied for the fourth worst record in August in Oakland history and was the worst since 2008 (10-20)...it marked the third consecutive season the A's finished August with a losing record...finished August 22½ games out of first place in the AL West, marking just the third time in Oakland history the A's have been at least that many games out of first place before the start of September (1977 and 1979)...finished last in the majors in runs (96) and on-base percentage (.292) and last in the AL in home runs (28), batting (.235) and slugging (.375)...stole three bases, which were their fewest in a month with four or more games since April of 2006 when they also had three...the pitching staff walked just 65 batters, which was second fewest in the AL...also had the second fewest strikeouts (185)...logged a 10-17 (.370) record in September, which was third worst in the AL...had the second lowest batting average in the AL (.234) but tied for the third most walks (100)...it was the first time the A's reached triple-digits in walks in a month since May of 2014 (118)...however, the batting average was the fourth lowest mark in September in Oakland history.

IN THE PINCH: A's pinch hitters batted .197 (25-for-127) with two home runs, 18 RBI and four walks...ranked second in the American League in hits, RBI and plate appearances (133) but tied for last in walks...the four pinch-walks tied for second fewest in Oakland history (2 in 2009) and the .227 on-base percentage was fourth lowest...the 133 plate appearances were the fewest by an A's team over the last four years...have 641 plate appearances over that span (0.99 per game), which is second most by an AL team (Tampa Bay, 676)...led the AL and tied for third in the majors with five go-ahead RBI...tied for the AL lead in triples (1) and grounded into double plays (4) and tied for fourth in doubles (4)...were eighth in batting average but had the third lowest on-base percentage.

DESIGNATED HITTERS: A's designated hitters batted .237 with 22 home runs and 68 RBI...the batting average and RBI were third worst in the American League and the home runs were fifth fewest...had a .293 on-base percentage, which was second lowest in the AL, fourth lowest in Oakland history and the lowest by an A's team since 1987 (.281)...also ranked third in the AL in most doubles (32) and fewest walks (46) and fourth in fewest runs (68) and lowest slugging percentage (.412)...had just one intentional walk, which tied for the fewest in the AL and tied for second fewest in Oakland history...stole just one base, which tied for second fewest in the AL and tied for fourth fewest in Oakland history...the DH entered the game defensively eight times, which was the most times an A's team has done that since 1994 when they did it nine times...Khris Davis led the A's with 53 games and Billy Butler was second with 50...it marked the fourth time in the last five years the A's did not have a player with 60 or more games at DH.

INTERLEAGUE PLAY: The A's went 7-13 (.350) in interleague play, which was the fifth worst record in the majors and the worst mark by an American League team... it was the second worst interleague mark in Oakland history (5-13 in 2009)... finished with a losing record against the National League for the first time since 2011 and just the sixth time in 20 years of interleague play... had the fourth lowest batting average (.231) and on-base percentage (.293) and tied for fifth in fewest runs (75)... tied for fifth in fewest home runs allowed (18) and ranked 18th in ERA (4.40)... are 198-166 (.544) all-time in interleague games, which is sixth best in Major League history.

BEST INTERLEAGUE WON-LOSS PERCENTAGE

| | W | L | PCT. |
|------------------|------------|------------|-------------|
| New York (AL) | 211 | 151 | .583 |
| Boston | 211 | 152 | .581 |
| Los Angeles (AL) | 203 | 161 | .558 |
| Chicago (AL) | 200 | 163 | .551 |
| Detroit | 198 | 165 | .545 |
| Oakland | 198 | 166 | .544 |

THIS AND THAT: The A's averaged 2 hours and 56 minutes per game, which was the fastest in the majors by three minutes (Kansas City, 2:59)... it marked the first time the A's averaged under 3 hours per game since 2011 (2:53)... compiled a 53-67 (.442) record in games in which the opponent started a right-handed pitcher compared to 16-26 (.381) when they started a left-hander... the record against lefties was second worst in the majors (Atlanta, 16-31) and the 42 games were fourth fewest in the American League... went 29-47 (.382) against AL West competition, which was the third worst mark against divisional foes in Oakland history and the worst since 1997 (11-25, .306)... posted a winning record against four AL teams and had their best mark against Kansas City (6-1)... had their worst mark against Boston (1-5)... were 47-41 (.534) when scoring first, which was the second worst record in the AL... A's manager Bob Melvin was successful in 22-of-35 (62.9%) replay challenges, which was the third best percentage in the AL... the 35 challenges tied for third fewest... Melvin is now 52-39 (57.1%) in three seasons of replay

ATTENDANCE: The A's drew 1,521,506 fans, which was second fewest in the majors to Tampa Bay (1,286,163)... it was the A's lowest attendance over the last five years and a decrease of 246,669 from 2015... it marked the first time the A's finished in the bottom two in attendance since 2011 when they were last... had three sellouts... drew 2,390,449 on the road, which was the sixth best total in the AL.

2016 RELIEF PITCHER EFFECTIVENESS

| | Inherited Runners | Inherited Runners Scored | Inherited Runners Scored Percent | First Batters | Save Situations |
|-------------|-------------------|--------------------------|----------------------------------|-----------------------|-----------------|
| Axford | 16 | 8 | 50.0 | 18 for 64 (3 bb, hb) | 3 for 10 |
| Coulombe | 12 | 3 | 25.0 | 5 for 32 (2 bb, sf) | 0 for 1 |
| Detwiler | 0 | 0 | 0.0 | 0 for 2 | 0 for 0 |
| Doolittle | 18 | 5 | 27.8 | 14 for 40 (4 bb) | 4 for 6 |
| Dull | 52 | 7 | 13.5 | 8 for 66 (2 bb, 2 sf) | 3 for 6 |
| Hendriks | 34 | 5 | 14.7 | 12 for 52 (bb) | 0 for 1 |
| Ladendorf | 0 | 0 | 0.0 | 1 for 1 | 0 for 0 |
| Madson | 8 | 0 | 0.0 | 13 for 58 (5 bb) | 30 for 37 |
| Manaea | 0 | 0 | 0.0 | 0 for 1 | 0 for 0 |
| Neal | 4 | 3 | 75.0 | 5 for 18 | 2 for 3 |
| Overton | 0 | 0 | 0.0 | 0 for 2 | 0 for 0 |
| Phegley | 0 | 0 | 0.0 | 0 for 1 | 0 for 0 |
| Rodriguez | 17 | 3 | 17.6 | 8 for 31 (3 bb) | 0 for 0 |
| Rzepczynski | 55 | 18 | 32.7 | 14 for 47 (9 bb) | 0 for 1 |
| Schuster | 5 | 0 | 0.0 | 1 for 5 | 0 for 0 |
| Smith | 8 | 6 | 75.0 | 0 for 8 (4 bb, sf) | 0 for 0 |
| Triggs | 8 | 4 | 50.0 | 3 for 17 (bb) | 0 for 0 |
| Wendelken | 6 | 5 | 83.3 | 3 for 8 | 0 for 0 |

BATTING AND PITCHING STATISTICS

+ = ROOKIE

| PLAYER | AVG | G | AB | R | H | TB | 2B | 3B | HR | RBI | SH | SF | HP | BB | IBB | SO | CS | SB | CS | GI | DP | E | SLG | OBP |
|----------------|------|-----|-------|-----|------|------|-----|-----|-----|--------|------|-----|-----|-----|-----|------|-----|------|-----|----|------|------|-----|-----|
| | | | | | | | | | | | | | | | | | | | | | | | | |
| Alcantara,A | .211 | 16 | 19 | 2 | 4 | 5 | 1 | 0 | 0 | 2 | 0 | 0 | 0 | 0 | 0 | 8 | 3 | 3 | 1 | 0 | .263 | .211 | | |
| Alonso,Y | .253 | 156 | 482 | 52 | 122 | 177 | 34 | 0 | 7 | 56 | 0 | 4 | 1 | 45 | 1 | 74 | 3 | 1 | 15 | 5 | .367 | .316 | | |
| Burns,B | .234 | 73 | 274 | 32 | 64 | 83 | 11 | 4 | 0 | 12 | 3 | 1 | 4 | 10 | 2 | 30 | 14 | 3 | 3 | 2 | .303 | .270 | | |
| (total) | .235 | 97 | 311 | 39 | 73 | 92 | 11 | 4 | 0 | 13 | 3 | 2 | 6 | 10 | 2 | 37 | 17 | 5 | 3 | 2 | .296 | .271 | | |
| Butler,B | .276 | 85 | 221 | 24 | 61 | 89 | 16 | 0 | 4 | 31 | 0 | 2 | 0 | 19 | 1 | 34 | 0 | 0 | 13 | 2 | .403 | .331 | | |
| (total) | .284 | 97 | 250 | 27 | 71 | 104 | 18 | 0 | 5 | 35 | 0 | 3 | 0 | 21 | 1 | 42 | 0 | 0 | 13 | 3 | .416 | .336 | | |
| Canha,M | .122 | 16 | 41 | 4 | 5 | 14 | 0 | 0 | 3 | 6 | 1 | 1 | 1 | 0 | 0 | 20 | 0 | 1 | 1 | 1 | .341 | .140 | | |
| Coghlan,C | .146 | 51 | 158 | 14 | 23 | 43 | 5 | 0 | 5 | 14 | 0 | 0 | 1 | 13 | 1 | 47 | 1 | 1 | 2 | 1 | .272 | .215 | | |
| Crisp,C | .234 | 102 | 393 | 45 | 92 | 157 | 24 | 4 | 11 | 47 | 2 | 2 | 0 | 37 | 2 | 65 | 7 | 5 | 6 | 3 | .399 | .299 | | |
| (total) | .231 | 122 | 446 | 54 | 103 | 177 | 27 | 4 | 13 | 55 | 4 | 2 | 0 | 46 | 2 | 78 | 10 | 5 | 7 | 3 | .397 | .302 | | |
| Davis,K | .247 | 150 | 555 | 85 | 137 | 291 | 24 | 2 | 42 | 102 | 0 | 5 | 8 | 42 | 0 | 166 | 1 | 2 | 19 | 5 | .524 | .307 | | |
| Detwiler,R | .000 | 9 | 1 | 0 | 0 | 0 | 0 | 0 | 0 | 0 | 1 | 0 | 0 | 0 | 0 | 1 | 0 | 0 | 0 | 0 | .000 | .000 | | |
| (total) | .000 | 16 | 1 | 0 | 0 | 0 | 0 | 0 | 0 | 0 | 1 | 0 | 0 | 0 | 0 | 1 | 0 | 0 | 0 | 0 | .000 | .000 | | |
| +Eibner,B | .165 | 44 | 109 | 10 | 18 | 33 | 4 | 1 | 3 | 12 | 0 | 1 | 0 | 13 | 0 | 27 | 0 | 2 | 2 | 1 | .303 | .252 | | |
| (total) | .193 | 70 | 187 | 21 | 36 | 66 | 10 | 1 | 6 | 22 | 1 | 1 | 0 | 19 | 1 | 50 | 0 | 2 | 3 | 1 | .353 | .266 | | |
| Graveman,K | .000 | 31 | 4 | 0 | 0 | 0 | 0 | 0 | 0 | 0 | 1 | 0 | 0 | 0 | 0 | 3 | 0 | 0 | 0 | 0 | .000 | .000 | | |
| Gray,S | .000 | 22 | 2 | 0 | 0 | 0 | 0 | 0 | 0 | 0 | 0 | 1 | 0 | 0 | 0 | 1 | 0 | 0 | 0 | 0 | .000 | .000 | | |
| Hahn,J | .000 | 9 | 1 | 0 | 0 | 0 | 0 | 0 | 0 | 0 | 0 | 0 | 0 | 0 | 0 | 1 | 0 | 0 | 0 | 0 | .000 | .000 | | |
| +Healy,R | .305 | 72 | 269 | 36 | 82 | 141 | 20 | 0 | 13 | 37 | 1 | 0 | 1 | 12 | 1 | 60 | 0 | 7 | 9 | 5 | .524 | .337 | | |
| +Ladendorf,T | .083 | 45 | 48 | 6 | 4 | 4 | 0 | 0 | 0 | 1 | 1 | 0 | 0 | 1 | 0 | 13 | 2 | 0 | 3 | 1 | .083 | .102 | | |
| Lambo,A | .000 | 1 | 1 | 0 | 0 | 0 | 0 | 0 | 0 | 0 | 0 | 0 | 0 | 0 | 0 | 0 | 0 | 0 | 0 | 0 | .000 | .000 | | |
| Lowrie,J | .263 | 87 | 338 | 30 | 89 | 109 | 12 | 1 | 2 | 27 | 0 | 4 | 1 | 26 | 0 | 65 | 0 | 0 | 10 | 6 | .322 | .314 | | |
| Madson,R | .000 | 63 | 1 | 0 | 0 | 0 | 0 | 0 | 0 | 0 | 0 | 0 | 0 | 0 | 0 | 1 | 0 | 0 | 0 | 0 | .000 | .000 | | |
| +Manaea,S | .000 | 25 | 2 | 0 | 0 | 0 | 0 | 0 | 0 | 0 | 0 | 0 | 0 | 0 | 0 | 1 | 0 | 0 | 0 | 1 | .000 | .000 | | |
| +Maxwell II, B | .283 | 33 | 92 | 8 | 26 | 37 | 6 | 1 | 1 | 14 | 0 | 1 | 0 | 8 | 0 | 24 | 0 | 0 | 2 | 1 | .402 | .337 | | |
| McBride,M | .209 | 20 | 43 | 4 | 9 | 12 | 3 | 0 | 0 | 2 | 0 | 0 | 0 | 1 | 0 | 10 | 0 | 0 | 0 | 0 | .279 | .227 | | |
| +Mengden,D | .000 | 14 | 6 | 0 | 0 | 0 | 0 | 0 | 0 | 0 | 0 | 0 | 0 | 0 | 0 | 3 | 0 | 0 | 0 | 0 | .000 | .000 | | |
| Muncy,M | .186 | 51 | 113 | 13 | 21 | 29 | 2 | 0 | 2 | 8 | 0 | 0 | 0 | 20 | 1 | 24 | 0 | 0 | 2 | 1 | .257 | .308 | | |
| +Neal,Z | .000 | 24 | 2 | 0 | 0 | 0 | 0 | 0 | 0 | 0 | 0 | 0 | 0 | 0 | 0 | 0 | 0 | 0 | 0 | 0 | .000 | .000 | | |
| +Nunez,R | .133 | 9 | 15 | 0 | 2 | 2 | 0 | 0 | 0 | 1 | 0 | 0 | 0 | 0 | 0 | 3 | 0 | 0 | 0 | 0 | .133 | .133 | | |
| +Olson,M | .095 | 11 | 21 | 3 | 2 | 3 | 1 | 0 | 0 | 0 | 0 | 0 | 0 | 7 | 0 | 4 | 0 | 0 | 1 | 0 | .143 | .321 | | |
| Phegley,J | .256 | 26 | 78 | 11 | 20 | 29 | 6 | 0 | 1 | 10 | 0 | 1 | 2 | 5 | 0 | 13 | 0 | 0 | 4 | 0 | .372 | .314 | | |
| +Pinder,C | .235 | 22 | 51 | 4 | 12 | 19 | 4 | 0 | 1 | 4 | 0 | 1 | 0 | 3 | 0 | 14 | 0 | 0 | 1 | 3 | .373 | .273 | | |
| Reddick,J | .296 | 68 | 243 | 33 | 72 | 109 | 11 | 1 | 8 | 28 | 0 | 1 | 0 | 28 | 5 | 34 | 5 | 0 | 7 | 2 | .449 | .368 | | |
| Semien,M | .238 | 159 | 568 | 72 | 135 | 247 | 27 | 2 | 27 | 75 | 1 | 1 | 0 | 51 | 1 | 139 | 10 | 2 | 12 | 21 | .435 | .300 | | |
| Smolinski,J | .238 | 99 | 290 | 28 | 69 | 100 | 6 | 2 | 7 | 27 | 1 | 2 | 7 | 19 | 0 | 44 | 1 | 2 | 11 | 1 | .345 | .299 | | |
| +Triggs,A | .000 | 24 | 2 | 0 | 0 | 0 | 0 | 0 | 0 | 0 | 0 | 0 | 0 | 0 | 0 | 2 | 0 | 0 | 0 | 0 | .000 | .000 | | |
| Valencia,D | .287 | 130 | 471 | 72 | 135 | 210 | 22 | 1 | 17 | 51 | 0 | 2 | 3 | 41 | 1 | 115 | 1 | 1 | 11 | 14 | .446 | .346 | | |
| Vogt,S | .251 | 137 | 490 | 54 | 123 | 199 | 30 | 2 | 14 | 56 | 0 | 3 | 4 | 35 | 3 | 83 | 0 | 0 | 6 | 7 | .406 | .305 | | |
| +Wendle,J | .260 | 28 | 96 | 11 | 25 | 29 | 1 | 0 | 1 | 11 | 0 | 2 | 0 | 6 | 0 | 16 | 2 | 0 | 3 | 2 | .302 | .298 | | |
| PITCHERS | .000 | 162 | 21 | 0 | 0 | 0 | 0 | 0 | 0 | 0 | 3 | 0 | 0 | 0 | 0 | 13 | 0 | 0 | 0 | 0 | .000 | .000 | | |
| OAKLAND | .246 | 162 | 5500 | 653 | 1352 | 2171 | 270 | 21 | 169 | 634 | 13 | 34 | 33 | 442 | 19 | 1145 | 50 | 23 | 142 | 97 | .395 | .304 | | |
| OPPONENTS | .263 | 162 | 5558 | 761 | 1459 | 2343 | 277 | 26 | 185 | 726 | 21 | 49 | 50 | 464 | 28 | 1188 | 75 | 22 | 125 | 82 | .422 | .322 | | |
| PITCHER | W | L | ERA | G | GS | CG | GF | SHO | SV | IP | H | R | ER | HR | HB | BB | IBB | SO | WP | BK | AVG | | | |
| +Alcantara,R | 1 | 3 | 7.25 | 5 | 5 | 0 | 0 | 0 | 0 | 22.1 | 31 | 18 | 18 | 9 | 4 | 4 | 0 | 14 | 1 | 1 | .333 | | | |
| Axford,J | 6 | 4 | 3.97 | 68 | 0 | 0 | 13 | 0 | 3 | 65.2 | 65 | 30 | 29 | 6 | 3 | 30 | 1 | 60 | 4 | 0 | .258 | | | |
| Bassitt,C | 0 | 2 | 6.11 | 5 | 5 | 0 | 0 | 0 | 0 | 28.0 | 35 | 20 | 19 | 5 | 0 | 14 | 0 | 23 | 2 | 0 | .294 | | | |
| +Cotton,J | 2 | 0 | 2.15 | 5 | 5 | 0 | 0 | 0 | 0 | 29.1 | 20 | 10 | 7 | 4 | 0 | 4 | 0 | 23 | 1 | 0 | .185 | | | |
| +Coulombe,D | 3 | 1 | 4.53 | 35 | 0 | 0 | 11 | 0 | 0 | 47.2 | 37 | 24 | 24 | 6 | 0 | 17 | 2 | 54 | 3 | 0 | .216 | | | |
| Detwiler,R | 2 | 4 | 6.14 | 9 | 7 | 0 | 0 | 0 | 0 | 44.0 | 56 | 31 | 30 | 4 | 1 | 15 | 0 | 23 | 3 | 0 | .306 | | | |
| (total) | 2 | 4 | 6.10 | 16 | 7 | 0 | 0 | 0 | 0 | 48.2 | 59 | 34 | 33 | 5 | 1 | 19 | 0 | 26 | 3 | 0 | .296 | | | |
| Doolittle,S | 2 | 3 | 3.23 | 44 | 0 | 0 | 13 | 0 | 4 | 39.0 | 33 | 14 | 14 | 6 | 0 | 8 | 2 | 45 | 1 | 0 | .231 | | | |
| +Dull,R | 5 | 5 | 2.42 | 70 | 0 | 0 | 9 | 0 | 3 | 74.1 | 50 | 23 | 20 | 10 | 1 | 15 | 4 | 73 | 6 | 0 | .186 | | | |
| Graveman,K | 10 | 11 | 4.11 | 31 | 31 | 2 | 0 | 1 | 0 | 186.0 | 196 | 87 | 85 | 22 | 7 | 47 | 2 | 108 | 2 | 0 | .271 | | | |
| Gray,S | 5 | 11 | 5.69 | 22 | 22 | 0 | 0 | 0 | 0 | 117.0 | 133 | 80 | 74 | 18 | 2 | 42 | 0 | 94 | 15 | 0 | .286 | | | |
| Hahn,J | 2 | 4 | 6.02 | 9 | 9 | 0 | 0 | 0 | 0 | 46.1 | 57 | 32 | 31 | 8 | 0 | 19 | 1 | 23 | 2 | 0 | .313 | | | |
| Hendriks,L | 0 | 4 | 3.76 | 53 | 0 | 0 | 10 | 0 | 0 | 64.2 | 69 | 31 | 27 | 6 | 1 | 14 | 3 | 71 | 3 | 0 | .270 | | | |
| Hill,R | 9 | 3 | 2.25 | 14 | 14 | 0 | 0 | 0 | 0 | 76.0 | 55 | 22 | 19 | 2 | 8 | 28 | 0 | 90 | 0 | 0 | .201 | | | |
| +Ladendorf,T | 0 | 0 | 0.00 | 1 | 0 | 0 | 1 | 0 | 0 | 1.0 | 1 | 0 | 0 | 0 | 0 | 1 | 0 | 0 | 0 | 0 | .250 | | | |
| Madson,R | 6 | 7 | 3.62 | 63 | 0 | 0 | 53 | 0 | 30 | 64.2 | 63 | 27 | 26 | 7 | 2 | 20 | 3 | 49 | 4 | 1 | .257 | | | |
| +Manaea,S | 7 | 9 | 3.86 | 25 | 24 | 0 | 0 | 0 | 0 | 144.2 | 135 | 65 | 62 | 20 | 4 | 37 | 1 | 124 | 3 | 0 | .248 | | | |
| +Mengden,D | 2 | 9 | 6.50 | 14 | 14 | 0 | 0 | 0 | 0 | 72.0 | 83 | 54 | 52 | 9 | 4 | 33 | 0 | 71 | 5 | 0 | .284 | | | |
| +Neal,Z | 2 | 4 | 4.24 | 24 | 6 | 0 | 7 | 0 | 2 | 70.0 | 72 | 35 | 33 | 9 | 1 | 6 | 0 | 27 | 2 | 1 | .265 | | | |
| +Overton,D | 1 | 3 | 11.47 | 7 | 5 | 0 | 2 | 0 | 0 | 24.1 | 48 | 31 | 12 | 1 | 7 | 0 | 17 | 1 | 0 | 0 | .407 | | | |
| Phegley,J | 0 | 0 | 0.00 | 1 | 0 | 0 | 1 | 0 | 0 | 0.2 | 0 | 0 | 0 | 0 | 0 | 0 | 0 | 1 | 0 | 0 | .000 | | | |
| Rodriguez,J | 2 | 0 | 4.20 | 34 | 0 | 0 | 4 | 0 | 0 | 40.2 | 30 | 19 | 19 | 3 | 1 | 17 | 0 | 37 | 2 | 0 | .210 | | | |
| Rzepczynsk,M | 1 | 0 | 3.00 | 56 | 0 | 0 | 15 | 0 | 0 | 36.0 | 38 | 14 | 12 | 1 | 2 | 24 | 6 | 37 | 5 | 0 | .266 | | | |
| +Schuster,P | 0 | 0 | 10.80 | 5 | 0 | 0 | 3 | 0 | 0 | 6.2 | 9 | 8 | 8 | 0 | 0 | 6 | 0 | 6 | 0 | 0 | .321 | | | |
| Smith,C | 0 | 0 | 2.92 | 13 | 0 | 0 | 8 | 0 | 0 | 24.2 | 14 | 9 | 8 | 2 | 0 | 13 | 0 | 29 | 0 | 0 | .165 | | | |
| Surkamp,E | 0 | 5 | 6.98 | 9 | 9 | 0 | 0 | 0 | 0 | 38.2 | 55 | 32 | 30 | 8 | 5 | 21 | 2 | 22 | 1 | 0 | .327 | | | |
| +Triggs,A | 1 | 1 | 4.31 | 24 | 6 | 0 | 7 | 0 | 0 | 56.1 | 56 | 30 | 27 | 5 | 3 | 13 | 1 | 55 | 2 | 0 | .255 | | | |
| +Wendelken,J | 0 | 0 | 9.95 | 8 | 0 | 0 | 3 | 0 | 0 | 12.2 | 18 | 15 | 14 | 3 | 0 | 9 | 0 | 12 | 2 | 0 | .327 | | | |
| OAKLAND | 69 | 93 | 4.51 | 162 | 162 | 2 | 160 | 7 | 42 | 1433.1 | 1459 | 761 | 718 | 185 | 50 | 464 | 28 | 1188 | 70 | 3 | .263 | | | |
| OPPONENTS | 93 | 69 | 3.74 | 162 | 162 | 4 | 158 | 11 | 45 | 1444.1 | 1352 | 653 | 600 | 169 | 33 | 442 | 19 | 1145 | 43 | 4 | .246 | | | |

FIELDING STATISTICS

| PITCHER | PCT | G | GS | PO | A | E | TC | DP | TP |
|---------------|-------|----|----|----|----|---|----|----|----|
| Alcantara,R | 1.000 | 5 | 5 | 0 | 2 | 0 | 2 | 0 | 0 |
| Axford,J | 1.000 | 68 | 0 | 2 | 11 | 0 | 13 | 0 | 0 |
| Bassitt,C | 1.000 | 5 | 5 | 1 | 0 | 0 | 1 | 0 | 0 |
| Cotton,J | 1.000 | 5 | 5 | 1 | 1 | 0 | 2 | 1 | 0 |
| Coulombe,D | 1.000 | 35 | 0 | 1 | 7 | 0 | 8 | 0 | 0 |
| Detwiler,R | 1.000 | 9 | 7 | 2 | 2 | 0 | 4 | 0 | 0 |
| Doolittle,S | 1.000 | 44 | 0 | 0 | 6 | 0 | 6 | 0 | 0 |
| Dull,R | .778 | 70 | 0 | 2 | 5 | 2 | 9 | 0 | 0 |
| Graveman,K | 1.000 | 31 | 31 | 15 | 27 | 0 | 42 | 2 | 0 |
| Gray,S | .955 | 22 | 22 | 10 | 11 | 1 | 22 | 3 | 0 |
| Hahn,J | 1.000 | 9 | 9 | 3 | 6 | 0 | 9 | 1 | 0 |
| Hendriks,L | 1.000 | 53 | 0 | 3 | 5 | 0 | 8 | 0 | 0 |
| Hill,R | .846 | 14 | 14 | 4 | 7 | 2 | 13 | 1 | 0 |
| Ladendorf,T | .000 | 1 | 0 | 0 | 0 | 0 | 0 | 0 | 0 |
| Madson,R | 1.000 | 63 | 0 | 3 | 10 | 0 | 13 | 1 | 0 |
| Manaea,S | .944 | 25 | 24 | 5 | 12 | 1 | 18 | 0 | 0 |
| Mengden,D | 1.000 | 14 | 14 | 2 | 7 | 0 | 9 | 0 | 0 |
| Neal,Z | 1.000 | 24 | 6 | 3 | 14 | 0 | 17 | 0 | 0 |
| Overton,D | 1.000 | 7 | 5 | 1 | 5 | 0 | 6 | 0 | 0 |
| Phegley,J | .000 | 1 | 0 | 0 | 0 | 0 | 0 | 0 | 0 |
| Rodriguez,,F | 1.000 | 34 | 0 | 1 | 0 | 0 | 1 | 0 | 0 |
| Rzepczynski,M | .750 | 56 | 0 | 4 | 2 | 2 | 8 | 0 | 0 |
| Schuster,P | 1.000 | 5 | 0 | 0 | 1 | 0 | 1 | 0 | 0 |
| Smith,C | 1.000 | 13 | 0 | 2 | 2 | 0 | 4 | 0 | 0 |
| Surkamp,E | .833 | 9 | 9 | 3 | 2 | 1 | 6 | 0 | 0 |
| Triggs,A | 1.000 | 24 | 6 | 0 | 5 | 0 | 5 | 0 | 0 |
| Wendelken,J | .000 | 8 | 0 | 0 | 0 | 0 | 0 | 0 | 0 |

| CATCHER | PCT | G | GS | PO | A | E | TC | DP | TP | PB |
|---------------|-------|-----|-----|-----|----|---|-----|----|----|----|
| Maxwell II, B | .995 | 29 | 25 | 178 | 9 | 1 | 188 | 1 | 0 | 0 |
| McBride,M | 1.000 | 16 | 11 | 81 | 5 | 0 | 86 | 0 | 0 | 3 |
| Phegley,J | 1.000 | 25 | 23 | 164 | 13 | 0 | 177 | 1 | 0 | 3 |
| Vogt,S | .991 | 113 | 103 | 766 | 45 | 7 | 818 | 5 | 0 | 5 |

| FIRST BASE | PCT | G | GS | PO | A | E | TC | DP | TP |
|------------|-------|-----|-----|------|----|---|------|-----|----|
| Alonso,Y | .997 | 145 | 128 | 1155 | 70 | 4 | 1229 | 118 | 0 |
| Butler,B | .981 | 22 | 14 | 97 | 7 | 2 | 106 | 8 | 0 |
| Canha,M | .974 | 5 | 3 | 31 | 7 | 1 | 39 | 3 | 0 |
| McBride,M | 1.000 | 1 | 0 | 2 | 0 | 0 | 2 | 0 | 0 |
| Olson,M | 1.000 | 4 | 2 | 24 | 0 | 0 | 24 | 2 | 0 |
| Valencia,D | .993 | 18 | 15 | 134 | 9 | 1 | 144 | 8 | 0 |
| Vogt,S | 1.000 | 1 | 0 | 1 | 0 | 0 | 1 | 0 | 0 |

| SECOND BASE | PCT | G | GS | PO | A | E | TC | DP | TP |
|-------------|-------|----|----|-----|-----|---|-----|----|----|
| Alcantara,A | 1.000 | 3 | 3 | 6 | 5 | 0 | 11 | 1 | 0 |
| Coghlan,C | .986 | 20 | 16 | 19 | 51 | 1 | 71 | 12 | 0 |
| Ladendorf,T | .987 | 30 | 11 | 32 | 44 | 1 | 77 | 8 | 0 |
| Lowrie,J | .984 | 82 | 80 | 141 | 235 | 6 | 382 | 60 | 0 |
| Muncy,M | 1.000 | 21 | 19 | 24 | 51 | 0 | 75 | 9 | 0 |
| Pinder,C | .914 | 13 | 9 | 9 | 23 | 3 | 35 | 1 | 0 |
| Wendle,J | .983 | 28 | 24 | 45 | 71 | 2 | 118 | 20 | 0 |

| THIRD BASE | PCT | G | GS | PO | A | E | TC | DP | TP |
|-------------|-------|----|----|----|-----|----|-----|----|----|
| Alonso,Y | .917 | 7 | 4 | 2 | 9 | 1 | 12 | 0 | 0 |
| Canha,M | 1.000 | 3 | 1 | 3 | 1 | 0 | 4 | 1 | 0 |
| Coghlan,C | 1.000 | 17 | 15 | 11 | 28 | 0 | 39 | 5 | 0 |
| Healy,R | .954 | 72 | 72 | 42 | 144 | 9 | 195 | 9 | 0 |
| Ladendorf,T | 1.000 | 3 | 2 | 2 | 7 | 0 | 9 | 0 | 0 |
| Muncy,M | .750 | 1 | 1 | 0 | 3 | 1 | 4 | 1 | 0 |
| Valencia,D | .926 | 68 | 67 | 41 | 122 | 13 | 176 | 9 | 0 |

Fielding Statistics, continued

| SHORTSTOP | PCT | G | GS | PO | A | E | TC | DP | TP |
|-------------|-------|-----|-----|-----|-----|----|-----|-----|----|
| Alcantara,A | 1.000 | 2 | 1 | 1 | 4 | 0 | 5 | 0 | 0 |
| Lowrie,J | 1.000 | 2 | 0 | 0 | 1 | 0 | 1 | 0 | 0 |
| Pinder,C | 1.000 | 7 | 3 | 6 | 10 | 0 | 16 | 3 | 0 |
| Semien,M | .971 | 159 | 158 | 235 | 477 | 21 | 733 | 109 | 0 |

| OUTFIELD | PCT | G | GS | PO | A | E | TC | DP | TP |
|-------------|-------|----|----|-----|---|---|-----|----|----|
| Alcantara,A | 1.000 | 5 | 0 | 5 | 0 | 0 | 5 | 0 | 0 |
| Burns,B | .987 | 70 | 67 | 151 | 4 | 2 | 157 | 1 | 0 |
| Canha,M | 1.000 | 5 | 4 | 6 | 0 | 0 | 6 | 0 | 0 |
| Coghlan,C | 1.000 | 15 | 13 | 20 | 0 | 0 | 20 | 0 | 0 |
| Crisp,C | .982 | 88 | 85 | 157 | 4 | 3 | 164 | 1 | 0 |
| Davis,K | .970 | 93 | 93 | 159 | 4 | 5 | 168 | 3 | 0 |
| Eibner,B | .987 | 38 | 31 | 72 | 2 | 1 | 75 | 1 | 0 |
| Ladendorf,T | .000 | 2 | 0 | 0 | 0 | 0 | 0 | 0 | 0 |
| McBride,M | .000 | 1 | 0 | 0 | 0 | 0 | 0 | 0 | 0 |
| Muncy,M | 1.000 | 21 | 13 | 29 | 1 | 0 | 30 | 0 | 0 |
| Olson,M | 1.000 | 5 | 4 | 7 | 0 | 0 | 7 | 0 | 0 |
| Reddick,J | .985 | 68 | 62 | 126 | 5 | 2 | 133 | 1 | 0 |
| Smolinski,J | .995 | 93 | 77 | 181 | 3 | 1 | 185 | 1 | 0 |
| Valencia,D | 1.000 | 38 | 37 | 67 | 6 | 0 | 73 | 1 | 0 |

DAY-BY-DAY RESULTS

| DATE | G | OPP | W-L | SCORE | REC | POS | GA/GB | LEADER AND LEAD | WINNER | LOSER | SAVE | ATT. | CUM. ATT. |
|-------------------|----|---------|-----|----------|-------|-----|-------|-----------------|---------------|-----------|-----------|---------|-----------|
| 4/4 | 1 | CWS | L | 3-4 | 0-1 | t3 | -1 | TEX | ½ Sale | Hill | Robertson | 35,067* | 35,067 |
| 4/5 | 2 | CWS | L | 4-5 | 0-2 | t4 | -1½ | HOU | ½ Jones | Doolittle | Robertson | 10,478 | 45,545 |
| 4/6 | 3 | CWS | W | 2-1 | 1-2 | t3 | -1 | SEA | ½ SEA | Rodon | Madson | 16,468 | 62,013 |
| 4/7 | 4 | CWS | L | 1-6 | 1-3 | t4 | -1½ | SEA | 1 Latos | Graveman | | 12,577 | 74,590 |
| (4 dates) | | | | | | | | | | | | | |
| 4/8 | 5 | at SEA | W | 3-2 | 2-3 | t2 | -½ | SEA | ½ Doolittle | Cishek | Madson | 47,065 | 47,065 |
| 4/9 | 6 | at SEA | W | 6-1 | 3-3 | t1 | -- | OAK/TEX | -- Hill | Karns | | 36,424 | 83,489 |
| 4/10 | 7 | at SEA | W | 2-1 (10) | 4-3 | 1 | +1 | OAK | 1 Axford | Vincent | Doolittle | 30,834 | 114,323 |
| (3 dates) | | | | | | | | | | | | | |
| 4/11 | 8 | LAA | L | 1-4 | 4-4 | t1 | -- | OAK/TEX | -- Tropeano | Gray | Street | 13,371 | 87,961 |
| 4/12 | 9 | LAA | L | 4-5 | 4-5 | 3 | -1 | TEX | ½ Morin | Doolittle | Street | 13,492 | 101,453 |
| 4/13 | 10 | LAA | L | 1-5 | 4-6 | 3 | -1½ | LAA | ½ Shoemaker | Surkamp | | 11,216 | 112,669 |
| 4/14 | | OFF DAY | | | | | | LAA/TEX | -- | | | | |
| 4/15 | 11 | KC | L | 2-4 | 4-7 | t4 | -1½ | LAA/TEX | -- Volquez | Hill | Davis | 19,451 | 132,120 |
| 4/16 | 12 | KC | W | 5-3 | 5-7 | 4 | -1½ | TEX | 1 Gray | Young | Madson | 25,564 | 157,684 |
| 4/17 | 13 | KC | W | 3-2 | 6-7 | 2 | -1 | TEX | 1 Axford | Soria | Madson | 29,668 | 187,352 |
| (10 dates) | | | | | | | | | | | | | |
| 4/18 | | OFF DAY | | | | t2 | -1 | TEX | 1 | | | | |
| 4/19 | 14 | at NYY | W | 3-2 (11) | 7-7 | 2 | -1 | TEX | 1 Rodriguez | Barbato | Madson | 31,952 | 146,275 |
| 4/20 | 15 | at NYY | W | 5-2 | 8-7 | 2 | -1 | TEX | 1 Graveman | Eovaldi | Doolittle | 37,396 | 183,671 |
| 4/21 | 16 | at NYY | W | 7-3 | 9-7 | 2 | -1 | TEX | 1 Hill | Shreve | Madson | 33,818 | 217,489 |
| 4/22 | 17 | at TOR | W | 8-5 | 10-7 | t1 | -- | OAK/TEX | -- Gray | Sanchez | Madson | 34,251 | 251,740 |
| 4/23 | 18 | at TOR | L | 3-9 | 10-8 | t1 | -- | OAK/TEX | -- Happ | Bassitt | | 46,334 | 298,074 |
| 4/24 | 19 | at TOR | L | 3-6 | 10-9 | t1 | -- | OAK/TEX | -- Hutchison | Surkamp | Osuna | 46,300 | 344,374 |
| 4/25 | 20 | at DET | L | 3-7 | 10-10 | t2 | -½ | SEA | ½ Zimmerman | Graveman | | 21,671 | 366,045 |
| 4/26 | 21 | at DET | W | 5-1 | 11-10 | t2 | -½ | SEA | ½ Hill | Pelfrey | | 22,256 | 388,301 |
| 4/27 | 22 | at DET | L | 4-9 | 11-11 | t3 | -1 | TEX | -½ Verlander | Gray | | 22,636 | 410,937 |
| 4/28 | 23 | at DET | L | 3-7 | 11-12 | 4 | -1½ | TEX | ½ Sanchez | Bassitt | Rodriguez | 26,200 | 437,137 |
| (13 dates) | | | | | | | | | | | | | |
| 4/29 | 24 | HOU | W | 7-4 | 12-12 | 3 | -1½ | TEX | ½ Madson | Sipp | | 20,159 | 207,511 |
| 4/30 | 25 | HOU | W | 2-0 | 13-12 | 3 | -1½ | TEX | ½ Hahn | Devenski | Madson | 23,084 | 230,595 |
| 5/1 | 26 | HOU | L | 1-2 | 13-13 | 3 | -1½ | TEX | ½ Fister | Hill | Gregerson | 24,135 | 254,730 |
| 5/2 | 27 | SEA | L | 3-4 | 13-14 | 3 | -2½ | TEX | ½ Karns | Graveman | Cishek | 10,535 | 265,265 |
| 5/3 | 28 | SEA | L | 2-8 | 13-15 | 3 | -3 | SEA | ½ Iwakuma | Gray | | 12,584 | 277,849 |
| 5/4 | 29 | SEA | L | 8-9 | 13-16 | 4 | -4 | SEA | 1½ Montgomery | Axford | Cishek | 16,238 | 294,087 |
| (16 dates) | | | | | | | | | | | | | |

| DATE | G | OPP | W-L | SCORE | REC | POS | GA/GB | LEADER AND LEAD | WINNER | LOSER | SAVE | ATT. | CUM. ATT. | |
|------|----|-----------|-----|-----------|-------|------|---------|-----------------|--------|------------|------------|-----------|-------------------|-----------|
| 5/5 | | OFF DAY | | | 4 | -4% | SEA | 2½ | | | | | | |
| 5/6 | | at BAL | | PPD, Rain | t3 | -4 | SEA | 1½ | | | | | | |
| 5/7 | 30 | at BAL(D) | W | 8-4 | 14-16 | | | | Hill | Wright | | 15,110 | 452,247 | |
| | 31 | at BAL(N) | L | 2-5 | 14-17 | 3 | -4% | SEA | 1½ | Jimenez | Hahn | Britton | 29,862 | 482,109 |
| 5/8 | 32 | at BAL | L | 3-11 | 14-18 | 3 | -4% | SEA | ½ | Tillman | Graveman | | 43,690 | 525,799 |
| 5/9 | 33 | at BOS | L | 7-14 | 14-19 | t3 | -5% | SEA | 1½ | Buchholz | Gray | | 35,227 | 561,026 |
| 5/10 | 34 | at BOS | L | 5-13 | 14-20 | t3 | -6% | SEA | 1½ | O'Sullivan | Manaea | | 32,167 | 593,193 |
| 5/11 | 35 | at BOS | L | 3-13 | 14-21 | t3 | -7% | SEA | 1½ | Porcello | Surkamp | | 33,283 | 626,476 |
| 5/12 | | OFF DAY | | | 3 | -7% | SEA | 1½ | | | | | | |
| 5/13 | 36 | at TB | W | 6-3 | 15-21 | 3 | -6% | SEA | 1½ | Hill | Odorizzi | Madson | 14,604 | 641,080 |
| 5/14 | 37 | at TB | L | 0-6 | 15-22 | 4 | -6% | SEA | ½ | ANDRIESE | Graveman | | 28,158 | 669,238 |
| 5/15 | 38 | at TB | W | 7-6 | 16-22 | 4 | -6 | TEX | ½ | Axford | Geltz | Madson | 19,545 | 688,783 |
| | | | | | | | | | | | | | (22 dates) | |
| 5/16 | 39 | TEX | W | 3-1 | 17-22 | 4 | -5 | TEX/SEA | - | Manaea | Holland | Madson | 10,068 | 304,155 |
| 5/17 | 40 | TEX | W | 8-5 | 18-22 | 3 | -5 | SEA | 1 | Madson | Tolleson | | 12,718 | 316,873 |
| 5/18 | 41 | TEX | W | 8-1 | 19-22 | 3 | -4 | SEA | 1 | Hill | Perez | | 14,323 | 331,196 |
| 5/19 | 42 | NYN | L | 1-4 | 19-23 | 4 | -5 | SEA | 1½ | Nova | Graveman | Chapman | 17,456 | 348,652 |
| 5/20 | 43 | NYN | L | 3-8 | 19-24 | 4 | -6 | SEA | 1½ | Sabathia | Gray | | 28,235 | 376,887 |
| 5/21 | 44 | NYN | L | 1-5 | 19-25 | 4 | -7 | SEA | 1½ | Tanaka | Manaea | | 26,356 | 403,243 |
| 5/22 | 45 | NYN | L | 4-5 | 19-26 | 4 | -8 | SEA | 1½ | Pineda | Hahn | Chapman | 25,237 | 428,480 |
| | | | | | | | | | | | | | (23 dates) | |
| 5/23 | 46 | at SEA | W | 5-0 | 20-26 | 4 | -7 | SEA | 1½ | Hill | Walker | | 16,370 | 705,153 |
| 5/24 | 47 | at SEA | L | 5-6 | 20-27 | 4 | -8 | SEA | 1½ | Montgomery | Madson | | 17,471 | 722,624 |
| 5/25 | 48 | at SEA | L | 3-13 | 20-28 | 4 | -9 | SEA | 1½ | Iwakuma | Neal | | 19,227 | 741,851 |
| | | | | | | | | | | | | | (25 dates) | |
| 5/26 | | OFF DAY | | | t4 | -9 | SEA | 1½ | | | | | | |
| 5/27 | 49 | DET | L | 1-4 | 20-29 | t4 | -9 | SEA | 1½ | Fulmer | Manaea | | 22,498 | 450,978 |
| 5/28 | 50 | DET | W | 12-3 | 21-29 | t4 | -8 | SEA | ½ | Hahn | Saupold | | 24,154 | 475,132 |
| 5/29 | 51 | DET | W | 4-2 | 22-29 | t4 | -7% | TEX | ½ | Hill | Pelfrey | Doolittle | 20,522 | 495,654 |
| 5/30 | 52 | MIN | W | 3-2 | 23-29 | t4 | -7% | TEX | ½ | Graveman | Santana | Madson | 17,248 | 512,902 |
| 5/31 | 53 | MIN | W | 7-4 | 24-29 | t4 | -7% | TEX | ½ | Dull | Duffey | Axford | 12,767 | 525,669 |
| 6/1 | 54 | MIN | W | 5-1 | 25-29 | t3 | -6% | TEX | ½ | Manaea | Dean | | 11,345 | 537,014 |
| | | | | | | | | | | | | | (29 dates) | |
| 6/2 | | OFF DAY | | | 3 | -6% | TEX/SEA | - | | | | | | |
| 6/3 | 55 | at HOU | L | 2-12 | 25-30 | 5 | -7% | TEX | 1 | Fister | Hahn | | 26,458 | 768,309 |
| 6/4 | 56 | at HOU | L | 5-6 (12) | 25-31 | 5 | -8% | TEX | 2 | Feldman | Madson | | 37,223 | 805,532 |
| 6/5 | 57 | at HOU | L | 2-5 | 25-32 | 5 | -9% | TEX | 3 | McCullers | Dull | Harris | 30,817 | 836,349 |
| 6/6 | | OFF DAY | | | 5 | -10 | TEX | 4 | | | | | | |
| 6/7 | 58 | at MIL | L | 4-5 | 25-33 | 5 | -11 | TEX | 4 | Davies | Manaea | Jeffress | 19,283 | 855,632 |
| 6/8 | 59 | at MIL | L | 0-4 | 25-34 | 5 | -11 | TEX | 3 | Anderson | Hahn | | 18,188 | 873,820 |
| 6/9 | | OFF DAY | | | 5 | -11% | TEX | 4 | | | | | | |
| 6/10 | 60 | at CIN | L | 1-2 | 25-35 | 5 | -11% | TEX | 3 | Wood | Gray | Cingrani | 21,520 | 895,340 |
| 6/11 | 61 | at CIN | L | 1-2 | 25-36 | 5 | -12% | TEX | 4 | Straily | Mengden | Ohlendorf | 32,034 | 927,374 |
| 6/12 | 62 | at CIN | W | 6-1 | 26-36 | 5 | -12% | TEX | 5 | Rodriguez | Lamb | | 24,880 | 952,254 |
| | | | | | | | | | | | | | (33 dates) | |
| 6/13 | 63 | TEX | W | 14-5 | 27-36 | 4 | -11% | TEX | 4½ | Coulombe | Ramos | Neal | 13,453 | 550,467 |
| 6/14 | 64 | TEX | L | 6-10 | 27-37 | 5 | -12% | TEX | 5½ | Perez | Surkamp | | 13,101 | 563,568 |
| 6/15 | 65 | TEX | L | 5-7 | 27-38 | 5 | -13% | TEX | 6½ | Martinez | Axford | Dyson | 10,115 | 573,683 |
| 6/16 | 66 | TEX | L | 1-5 | 27-39 | 5 | -14% | TEX | 6½ | LEWIS | Mengden | | 14,236 | 587,919 |
| 6/17 | 67 | LAA | W | 3-2 | 28-39 | 5 | -14% | TEX | 6½ | Madson | Salas | | 24,591 | 612,510 |
| 6/18 | 68 | LAA | L | 1-7 | 28-40 | 5 | -15% | TEX | 7½ | Lincecum | Dull | | 25,078 | 637,588 |
| 6/19 | 69 | LAA | L | 0-2 | 28-41 | 5 | -16% | TEX | 8½ | WEAVER | Surkamp | | 22,846 | 660,434 |
| 6/20 | | OFF DAY | | | 5 | -17 | TEX | 9½ | | | | | | |
| 6/21 | 70 | MIL | W | 5-3 | 29-41 | 5 | -16 | TEX | 9½ | Doolittle | Smith | Madson | 14,810 | 675,244 |
| 6/22 | 71 | MIL | L | 2-4 | 29-42 | 5 | -17 | TEX | 10 | Guerra | Mengden | Thornburg | 13,586 | 688,830 |
| | | | | | | | | | | | | | (38 dates) | |
| 6/23 | 72 | at LAA | W | 5-4 | 30-42 | 5 | -16% | TEX | 10 | Graveman | Lincecum | Doolittle | 36,412 | 988,666 |
| 6/24 | 73 | at LAA | W | 7-4 | 31-42 | 4 | -15% | TEX | 9 | Dull | Salas | Madson | 41,356 | 1,030,022 |
| 6/25 | 74 | at LAA | W | 7-3 | 32-42 | 4 | -15% | TEX | 9 | Overton | Chacin | | 40,643 | 1,070,665 |
| 6/26 | 75 | at LAA | L | 6-7 | 32-43 | 4 | -16% | TEX | 10 | Street | Hendriks | | 36,715 | 1,107,380 |
| 6/27 | 76 | at SF | W | 8-3 | 33-43 | 4 | -16% | TEX | 10 | Mengden | Samardzija | | 41,442 | 1,148,822 |
| 6/28 | 77 | at SF | W | 13-11 | 34-43 | 4 | -16% | TEX | 10 | Neal | Lopez | Madson | 41,730 | 1,190,552 |
| | | | | | | | | | | | | | (39 dates) | |

Day-By-Day Results, continued

| DATE | G | OPP | W-L | SCORE | REC POS | GA/GB | LEADER AND LEAD | WINNER | LOSER | SAVE | ATT. | CUM. ATT. |
|-------------------|----------------|--------|-----|----------|---------|--------|-----------------|-------------|-----------|-----------|---------|-----------|
| 6/29 | 78 | SF | W | 7-1 | 35-43 | 4 -15% | TEX 9 | Manaea | Peavy | | 32,810 | 721,640 |
| 6/30 | 79 | SF | L | 6-12 | 35-44 | 4 -15% | TEX 8½ | Bumgarner | Overton | | 36,067* | 757,707 |
| 7/1 | 80 | PIT | L | 3-7 | 35-45 | 4 -16% | TEX 8½ | Locke | Gray | | 15,710 | 773,417 |
| 7/2 | 81 | PIT | L | 2-4 (10) | 35-46 | 4 -16% | TEX 8½ | Nicasio | Coulombe | Melancon | 28,846 | 802,263 |
| 7/3 | 82 | PIT | L | 3-6 | 35-47 | 4 -16% | TEX 8½ | Liriano | Mengden | Melancon | 21,831 | 824,094 |
| (43 dates) | | | | | | | | | | | | |
| 7/4 | 83 | at MIN | W | 3-1 | 36-47 | 4 -15% | TEX 7½ | Graveman | Nolasco | Madson | 23,100 | 1,213,652 |
| 7/5 | 84 | at MIN | L | 4-11 | 36-48 | 4 -16% | TEX 7½ | Milone | Manaea | | 16,938 | 1,230,590 |
| 7/6 | 85 | at MIN | L | 0-4 | 36-49 | 4 -16% | TEX 6½ | SANTANA | Gray | | 27,657 | 1,258,247 |
| 7/7 | 86 | at HOU | W | 3-1 | 37-49 | 4 -15% | TEX 6½ | Hill | Fister | Madson | 20,933 | 1,279,180 |
| 7/8 | 87 | at HOU | L | 9-10 | 37-50 | 4 -16% | TEX 6½ | Feliz | Madson | | 31,438 | 1,310,618 |
| 7/9 | 88 | at HOU | W | 3-2 | 38-50 | 4 -15% | TEX 6½ | Graveman | McCullers | Dull | 35,312 | 1,345,930 |
| 7/10 | 89 | at HOU | L | 1-2 (10) | 38-51 | 4 -15% | TEX 5½ | Harris | Hendriks | | 28,119 | 1,374,049 |
| (46 dates) | | | | | | | | | | | | |
| 7/11-14 | ALL-STAR BREAK | | | | | 4 -15% | TEX 5½ | | | | | |
| 7/15 | 90 | TOR | W | 8-7 | 39-51 | 4 -14% | TEX 4½ | Dull | Cecil | Madson | 19,192 | 843,286 |
| 7/16 | 91 | TOR | W | 5-4 | 40-51 | 4 -13% | TEX 4½ | Gray | Dickey | Madson | 27,510 | 870,796 |
| 7/17 | 92 | TOR | L | 3-5 | 40-52 | 4 -14% | TEX 4½ | Grilli | Axford | Osuna | 21,626 | 892,422 |
| 7/18 | 93 | HOU | W | 7-4 | 41-52 | 4 -13% | TEX 4½ | Graveman | Fiers | Madson | 10,651 | 903,073 |
| 7/19 | 94 | HOU | W | 4-3 (10) | 42-52 | 4 -12% | TEX 4½ | Rzepczynski | Neshek | | 15,143 | 918,216 |
| 7/20 | 95 | HOU | L | 0-7 | 42-53 | 5 -12% | TEX 3½ | Fister | Mengden | | 20,231 | 938,447 |
| 7/21 | 96 | TB | L | 3-7 | 42-54 | 5 -13 | TEX 3½ | Moore | Gray | Colome | 14,412 | 952,859 |
| 7/22 | 97 | TB | W | 1-0 (13) | 43-54 | 5 -12 | TEX 2½ | Axford | Floro | | 15,250 | 968,109 |
| 7/23 | 98 | TB | W | 4-3 | 44-54 | 4 -12 | TEX 2½ | GRAVEMAN | Colome | | 30,436 | 998,545 |
| 7/24 | 99 | TB | W | 3-2 | 45-54 | 4 -12 | TEX 2½ | Dull | Ramirez | Madson | 17,642 | 1,016,187 |
| (53 dates) | | | | | | | | | | | | |
| 7/25 | 100 | at TEX | L | 6-7 | 45-55 | 4 -13 | TEX 3½ | Diekman | Madson | | 27,292 | 1,401,341 |
| 7/26 | 101 | at TEX | W | 6-3 | 46-55 | 4 -12 | TEX 3½ | Gray | Martinez | | 25,272 | 1,426,613 |
| 7/27 | 102 | at TEX | W | 6-4 | 47-55 | 4 -11 | TEX 2½ | Dull | Bush | Madson | 29,630 | 1,456,243 |
| 7/28 | OFF DAY | | | | | 4 -11% | TEX 3 | | | | | |
| 7/29 | 103 | at CLE | L | 3-5 | 47-56 | 4 -12% | TEX 4 | Anderson | Graveman | Allen | 33,134 | 1,489,377 |
| 7/30 | 104 | at CLE | L | 3-6 | 47-57 | 4 -13% | TEX 5 | Tomlin | Overton | | 32,850 | 1,522,227 |
| 7/31 | 105 | at CLE | L | 0-8 | 47-58 | 4 -14% | TEX 6 | Kluber | Gray | | 23,739 | 1,545,966 |
| 8/1 | OFF DAY | | | | | 4 -14% | TEX 5½ | | | | | |
| 8/2 | 106 | at LAA | L | 4-5 | 47-59 | 5 -14% | TEX 5½ | Shoemaker | Manaea | Bedrosian | 36,052 | 1,582,018 |
| 8/3 | 107 | at LAA | L | 6-8 | 47-60 | 5 -14% | TEX 5½ | Morin | Dull | | 37,306 | 1,619,324 |
| 8/4 | 108 | at LAA | W | 8-6 (10) | 48-60 | 5 -14% | TEX 6½ | Madson | Morin | Dull | 34,196 | 1,653,520 |
| (55 dates) | | | | | | | | | | | | |
| 8/5 | 109 | CHI | L | 2-7 | 48-61 | 5 -14% | TEX 5½ | Lester | Overton | | 25,182 | 1,041,369 |
| 8/6 | 110 | CHI | L | 0-4 | 48-62 | 5 -15% | TEX 6½ | Arrieta | Gray | | 32,358 | 1,073,727 |
| 8/7 | 111 | CHI | L | 1-3 | 48-63 | 5 -16% | TEX 7 | Hendricks | Manaea | Chapman | 23,450 | 1,097,177 |
| 8/8 | 112 | BAL | W | 3-2 | 49-63 | 5 -16% | TEX 7 | Graveman | Gausman | Madson | 10,407 | 1,107,584 |
| 8/9 | 113 | BAL | W | 2-1 | 50-63 | 4 -16% | TEX 7 | Neal | Miley | Madson | 13,573 | 1,121,157 |
| 8/10 | 114 | BAL | W | 1-0 | 51-63 | 4 -16% | TEX 7 | Detwiler | Gallardo | Axford | 13,481 | 1,134,638 |
| 8/11 | 115 | BAL | L | 6-9 | 51-64 | 4 -16% | TEX 6½ | Tillman | Triggs | Britton | 16,610 | 1,151,248 |
| 8/12 | 116 | SEA | W | 6-3 | 52-64 | 4 -16% | TEX 7½ | Manaea | Wieland | Madson | 14,073 | 1,165,321 |
| 8/13 | 117 | SEA | L | 3-4 | 52-65 | 4 -16% | TEX 6½ | Iwakuma | Graveman | Diaz | 35,067* | 1,200,388 |
| 8/14 | 118 | SEA | L | 4-8 | 52-66 | 4 -16% | TEX 5½ | LeBlanc | Neal | | 21,203 | 1,221,591 |
| (63 dates) | | | | | | | | | | | | |
| 8/15 | 119 | at TEX | L | 2-5 | 52-67 | 4 -17% | TEX 5½ | Perez | Detwiler | Dyson | 22,845 | 1,676,365 |
| 8/16 | 120 | at TEX | L | 4-5 (10) | 52-68 | 4 -18% | TEX 6½ | Kela | Axford | | 21,877 | 1,698,242 |
| 8/17 | 121 | at TEX | L | 2-6 | 52-69 | 4 -19% | TEX 6½ | Darvish | Manaea | | 26,743 | 1,724,985 |
| 8/18 | OFF DAY | | | | | 4 -19% | TEX 7 | | | | | |
| 8/19 | 122 | at CWS | W | 9-0 | 53-69 | 4 -19% | TEX 7 | GRAVEMAN | Shields | | 20,011 | 1,744,996 |
| 8/20 | 123 | at CWS | L | 2-6 | 53-70 | 4 -19% | TEX 6 | Sale | Detwiler | Robertson | 21,178 | 1,766,174 |
| 8/21 | 124 | at CWS | L | 2-4 | 53-71 | 4 -19% | TEX 6 | Quintana | Neal | Robertson | 23,030 | 1,789,204 |
| (61 dates) | | | | | | | | | | | | |
| 8/22 | 125 | CLE | L | 0-1 | 53-72 | 4 -20 | TEX 5½ | Carrasco | Dull | Miller | 10,114 | 1,231,705 |
| 8/23 | 126 | CLE | W | 9-1 | 54-72 | 4 -19 | TEX 5½ | Manaea | Salazar | | 13,141 | 1,244,846 |
| 8/24 | 127 | CLE | W | 5-1 | 55-72 | 4 -19 | TEX 6½ | Graveman | Bauer | | 12,795 | 1,257,641 |
| (66 dates) | | | | | | | | | | | | |

| DATE | G | OPP | W-L | SCORE | REC POS | GA/GB | LEADER AND LEAD | WINNER | LOSER | SAVE | ATT. | CUM. ATT. | |
|-------------------|-----|---------|-----|----------|---------|-------|-----------------|--------|-------|-----------|-----------|-----------|------------------|
| 8/25 | | OFF DAY | | | 4 | -19% | TEX | 7½ | | | | | |
| 8/26 | 128 | at STL | L | 1-3 | 55-73 | 4 | -19% | TEX | 6½ | Weaver | Detwiler | Oh | 40,221 1,829,425 |
| 8/27 | 129 | at STL | W | 3-2 | 56-73 | 4 | -19% | TEX | 7½ | Coulombe | Bowman | Madson | 41,607 1,871,032 |
| 8/28 | 130 | at STL | W | 7-4 | 57-73 | 4 | -19% | TEX | 8½ | Triggs | Garcia | Madson | 42,239 1,913,271 |
| 8/29 | 131 | at HOU | L | 0-6 | 57-74 | t4 | -20% | TEX | 8½ | Musgrove | Manaea | | 18,613 1,931,884 |
| 8/30 | 132 | at HOU | L | 1-3 | 57-75 | 5 | -21% | TEX | 8½ | McHugh | Graveman | Giles | 23,114 1,954,998 |
| 8/31 | 133 | at HOU | L | 3-4 | 57-76 | 5 | -22% | TEX | 8½ | Feliz | Hendriks | Giles | 20,033 1,975,031 |
| (67 dates) | | | | | | | | | | | | | |
| 9/1 | | OFF DAY | | | 5 | -22% | TEX | 8½ | | | | | |
| 9/2 | 134 | BOS | L | 2-16 | 57-77 | 5 | -23% | TEX | 9½ | Price | Neal | | 21,376 1,279,017 |
| 9/3 | 135 | BOS | L | 2-11 | 57-78 | 5 | -24% | TEX | 10½ | Porcello | Mengden | | 30,045 1,309,062 |
| 9/4 | 136 | BOS | W | 1-0 | 58-78 | 5 | -23% | TEX | 9½ | Madson | Kimbrel | | 25,139 1,334,201 |
| 9/5 | 137 | LAA | L | 7-10 | 58-79 | 5 | -23% | TEX | 8½ | Valdez | Alcántara | Bailey | 18,149 1,352,350 |
| 9/6 | 138 | LAA | W | 3-2 | 59-79 | 5 | -23% | TEX | 8½ | Axford | Nolasco | Madson | 12,298 1,364,648 |
| 9/7 | 139 | LAA | W | 4-1 | 60-79 | 5 | -22% | TEX | 8½ | Cotton | Meyer | Madson | 11,866 1,376,514 |
| 9/8 | | OFF DAY | | | 5 | -22 | TEX | 8½ | | | | | |
| 9/9 | 140 | SEA | L | 2-3 | 60-80 | 5 | -23 | TEX | 9½ | Iwakuma | Mengden | Diaz | 19,385 1,395,899 |
| 9/10 | 141 | SEA | L | 3-14 | 60-81 | 5 | -24 | TEX | 9½ | Hernandez | Graveman | | 18,438 1,414,337 |
| 9/11 | 142 | SEA | L | 2-3 | 60-82 | 5 | -24 | TEX | 9½ | Cishek | Madson | Diaz | 13,610 1,427,947 |
| (75 dates) | | | | | | | | | | | | | |
| 9/12 | 143 | at KC | W | 16-3 | 61-82 | 5 | -24 | TEX | 9½ | Coulombe | Gee | Neal | 31,061 2,006,092 |
| 9/13 | 144 | at KC | W | 5-4 | 62-82 | 5 | -24 | TEX | 9½ | Axford | Strahm | Madson | 29,523 2,035,615 |
| 9/14 | 145 | at KC | W | 8-0 | 63-82 | t4 | -23 | TEX | 8½ | Manaea | Ventura | | 30,006 2,065,621 |
| 9/15 | 146 | at KC | W | 14-5 | 64-82 | 4 | -22% | TEX | 8½ | Mengden | Volquez | | 32,176 2,097,797 |
| 9/16 | 147 | at TEX | L | 6-7 | 64-83 | 4 | -23% | TEX | 9½ | Dyson | Madson | | 30,486 2,128,283 |
| 9/17 | 148 | at TEX | W | 11-2 | 65-83 | 4 | -22% | TEX | 9½ | Alcántara | Darvish | | 39,691 2,167,974 |
| 9/18 | 149 | at TEX | W | 5-2 | 66-83 | 4 | -21% | TEX | 8½ | Detwiler | Lewis | Dull | 34,224 2,202,198 |
| (74 dates) | | | | | | | | | | | | | |
| 9/19 | 150 | HOU | L | 2-4 | 66-84 | 4 | -22% | TEX | 9½ | Gregerson | Madson | Giles | 10,072 1,438,019 |
| 9/20 | 151 | HOU | L | 1-2 (10) | 66-85 | 4 | -23% | TEX | 9½ | Devenski | Doolittle | Giles | 12,139 1,450,158 |
| 9/21 | 152 | HOU | L | 5-6 | 66-86 | t4 | -23% | TEX | 8½ | McHugh | Mengden | Gregerson | 11,197 1,461,355 |
| 9/22 | | OFF DAY | | | 5 | -23% | TEX | 9 | | | | | |
| 9/23 | 153 | TEX | L | 0-3 | 66-87 | 5 | -24% | TEX | 9½ | Hamels | Graveman | Dyson | 26,367 1,487,722 |
| 9/24 | 154 | TEX | L | 0-5 | 66-88 | 5 | -25% | TEX | 10½ | Darvish | Alcántara | | 16,736 1,504,458 |
| 9/25 | 155 | TEX | W | 7-1 | 67-88 | 5 | -24% | TEX | 9½ | Cotton | Lewis | | 17,048 1,521,506 |
| (81 dates) | | | | | | | | | | | | | |
| 9/26 | 156 | at LAA | L | 1-2 | 67-89 | 5 | -24% | TEX | 8½ | Ramirez | Dull | Bailey | 29,934 2,232,132 |
| 9/27 | 157 | at LAA | L | 1-8 | 67-90 | 5 | -25% | TEX | 9½ | Nolasco | Mengden | | 27,531 2,259,663 |
| 9/28 | 158 | at LAA | L | 6-8 | 67-91 | 5 | -26% | TEX | 9½ | Achter | Detwiler | Ramirez | 32,524 2,292,187 |
| 9/29 | 159 | at SEA | L | 2-3 | 67-92 | 5 | -27 | TEX | 9 | Cishek | Hendriks | Diaz | 19,796 2,311,983 |
| 9/30 | 160 | at SEA | L | 1-5 | 67-93 | 5 | -28 | TEX | 9 | Walker | Alcántara | | 24,088 2,336,071 |
| 10/1 | 161 | at SEA | W | 9-8 (10) | 68-93 | 5 | -27 | TEX | 9 | Madson | Diaz | | 29,522 2,365,593 |
| 10/2 | 162 | at SEA | W | 3-2 | 69-93 | 5 | -26 | TEX | 9 | Manaea | Hernandez | Axford | 24,856 2,390,449 |
| (81 dates) | | | | | | | | | | | | | |

* indicates sellout. CAPS indicates complete game.

A'S 2016 AT A GLANCE

| | | | | | |
|--------------------|------------------|----------------------------|-------|----------------------------------|-------|
| Season High..... | 10-7 (April 22) | First Game of Series..... | 23-29 | Commit 1 or More Errors..... | 29-40 |
| Season Low..... | 67-93 (Sept. 30) | Last Game of Series..... | 20-32 | More HR Than Opp..... | 38-15 |
| April..... | 13-12 | A's Score First..... | 47-41 | Fewer HR Than Opp..... | 9-50 |
| May..... | 11-17 | Opponent Scores First..... | 22-52 | Same Total HR of Opp..... | 22-28 |
| June..... | 11-15 | Leading After 7th..... | 52-8 | Starter Pitches 7 or More..... | 19-8 |
| July..... | 12-14 | Leading After 8th..... | 58-5 | Starter Pitches Less Than 7..... | 50-85 |
| August..... | 10-18 | Tied After 7th..... | 7-6 | When Scoring 4 or More..... | 48-26 |
| September..... | 10-17 | Tied After 8th..... | 8-7 | When Scoring Less Than 4..... | 21-67 |
| Home Series..... | 11-13-2 | Trailing After 7th..... | 10-79 | Last At Bat..... | 16-18 |
| Road Series..... | 9-15-2 | Trailing After 8th..... | 3-81 | Replay Challenges..... | 22-13 |
| Series Sweeps..... | 6-14 | Commit No Errors..... | 40-53 | Different Lineups..... | 144 |

WILD CARD DAY-BY-DAY

| DATE | POS | GB | WC1 | WC2 | DATE | POS | GB | WC1 | WC2 | DATE | POS | GB | WC1 | WC2 |
|---------|-----|------|----------|---------|------|-----|------|----------|---------|---|-----|------|---------|-----|
| 7/11-14 | 9 | -12 | BOS/TOR | - | 8/12 | 9 | -11 | TOR | BOS | 9/11 | t11 | -18 | BAL/TOR | - |
| 7/15 | 9 | -11 | BOS | TOR | 8/13 | 9 | -12 | BAL | BOS | 9/12 | 10 | -17 | TOR | BAL |
| 7/16 | 9 | -10 | BOS | TOR | 8/14 | 9 | -13 | BAL | BOS | 9/13 | 10 | -17 | TOR/BAL | - |
| 7/17 | 19 | -11 | BOS | TOR | 8/15 | 9 | -14 | BALorTOR | BOS | 9/14 | 19 | -16 | BAL | TOR |
| 7/18 | 19 | -10½ | BOS | TOR | 8/16 | 9 | -15 | BAL/BOS | - | 9/15 | 9 | -16 | BAL/TOR | - |
| 7/19 | 19 | -10½ | BOS | TOR | 8/17 | 9 | -15 | BOS | BAL | 9/16 | 9 | -17 | BAL/TOR | - |
| 7/20 | 10 | -11½ | BAL | TOR | 8/18 | 9 | -15½ | BOS/BAL | - | 9/17 | 9 | -16 | BAL/TOR | - |
| 7/21 | 10 | -12 | BAL | TOR | 8/19 | 9 | -14½ | BOS | BAL | 9/18 | 9 | -15 | BAL/TOR | - |
| 7/22 | 10 | -11 | BOS | TOR | 8/20 | 9 | -14½ | BOS | BAL | 9/19 | 9 | -16 | BAL/TOR | - |
| 7/23 | 9 | -10 | BOS | TOR | 8/21 | 19 | -14½ | BOS | BAL | 9/20 | 9 | -16 | TOR | BAL |
| 7/24 | 9 | -10 | BOS | TOR | 8/22 | 19 | -15½ | BOSorTOR | BAL | 9/21 | 19 | -16 | TOR | BAL |
| 7/25 | 9 | -11 | BOS | TOR | 8/23 | 9 | -15½ | BOSorTOR | BAL | 9/22 | 10 | -16 | TOR | DET |
| 7/26 | 9 | -10½ | TOR | BOS | 8/24 | 9 | -15½ | BOSorTOR | BAL | 9/23 | 10 | -17 | TOR | DET |
| 7/27 | 9 | -9½ | TOR | BOS | 8/25 | 9 | -15 | BOSorTOR | BAL | 9/24 | 10 | -17½ | TOR | BAL |
| 7/28 | 9 | -9 | TOR | BOS | 8/26 | 9 | -15 | BOS | BAL | 9/25 | 10 | -17½ | TOR | BAL |
| 7/29 | 9 | -10 | TOR | BOS | 8/27 | 9 | -14 | BOS | BAL | 9/26 | 10 | -18 | TOR | BAL |
| 7/30 | 19 | -10 | BAL | BOS | 8/28 | 9 | -14 | BOS | BAL | 9/27 | 10 | -18 | TOR | BAL |
| 7/31 | 19 | -11 | TOR | BOS | 8/29 | 19 | -14 | BOS | BAL | 9/28 | 10 | -19 | TOR | BAL |
| 8/1 | 19 | -11½ | TOR/BOS | - | 8/30 | 10 | -15 | BOS | BAL | 9/29 | 10 | -20 | TOR | BAL |
| 8/2 | 10 | -11½ | TOR | BOS | 8/31 | 10 | -15 | BOS | BAL | 9/30 | 10 | -20 | BAL | TOR |
| 8/3 | 10 | -12 | TOR | DET | 9/1 | 10 | -15 | BOS | BAL/DET | 10/1 | 10 | -20 | BAL/TOR | - |
| 8/4 | 10 | -11½ | TOR | BOS | 9/2 | 11 | -16 | BOS | BAL/DET | 10/2 | 10 | -20 | BAL/TOR | - |
| 8/5 | 10 | -12½ | TOR | BOS | 9/3 | 11 | -17 | BOSorTOR | BAL | <i>POS indicates A's rank among all non-division leaders. GB indicates A's games behind second wild card team or games ahead of third best non-division leader.</i> | | | | |
| 8/6 | 10 | -13 | TOR | DET | 9/4 | 11 | -16 | BOS | BAL/DET | | | | | |
| 8/7 | 10 | -13 | TOR | DET | 9/5 | 11 | -17 | BOS | BAL/DET | | | | | |
| 8/8 | 10 | -12 | BALorTOR | BOS/DET | 9/6 | 10 | -17 | BOSorTOR | BAL | | | | | |
| 8/9 | 9 | -12 | BALorTOR | BOS | 9/7 | 10 | -16 | TOR | BAL | | | | | |
| 8/10 | 9 | -11 | BAL | BOS | 9/8 | 10 | -16 | TOR | BAL | | | | | |
| 8/11 | 9 | -11 | BAL | BOS | 9/9 | 10 | -16 | TOR | BAL/DET | | | | | |
| | | | | | 9/10 | 10 | -17 | TOR | BAL | | | | | |

MISCELLANEOUS STATS

Multiple Hit Games

| PLAYER | 2 | 3 | 4 | 5 | TOT |
|-----------|----|----|---|---|-----|
| Alonso | 23 | 4 | 0 | 0 | 27 |
| Burns | 15 | 1 | 0 | 0 | 16 |
| Butler | 11 | 4 | 0 | 0 | 15 |
| Coghlan | 4 | 0 | 0 | 0 | 4 |
| Crisp | 22 | 4 | 0 | 0 | 26 |
| Davis | 33 | 5 | 0 | 0 | 38 |
| Eibner | 3 | 0 | 0 | 0 | 3 |
| Healy | 18 | 5 | 0 | 0 | 23 |
| Lowrie | 20 | 4 | 1 | 0 | 25 |
| Maxwell | 4 | 2 | 0 | 0 | 6 |
| Muncy | 1 | 0 | 0 | 0 | 1 |
| McBride | 2 | 0 | 0 | 0 | 2 |
| Phegley | 3 | 1 | 0 | 0 | 4 |
| Pinder | 1 | 0 | 0 | 0 | 1 |
| Reddick | 15 | 3 | 2 | 0 | 20 |
| Semien | 24 | 3 | 2 | 0 | 29 |
| Smolinski | 9 | 3 | 0 | 0 | 12 |
| Valencia | 30 | 9 | 0 | 0 | 39 |
| Vogt | 21 | 10 | 0 | 0 | 31 |
| Wendle | 4 | 0 | 2 | 0 | 6 |

Multiple RBI Games

| PLAYER | 2 | 3 | 4 | 5 | 6 | TOT |
|-----------|----|---|---|---|---|-----|
| Alcántara | 1 | 0 | 0 | 0 | 0 | 1 |
| Alonso | 15 | 2 | 0 | 0 | 0 | 17 |
| Burns | 3 | 0 | 0 | 0 | 0 | 3 |
| Butler | 4 | 2 | 0 | 0 | 0 | 6 |
| Canha | 1 | 0 | 0 | 0 | 0 | 1 |
| Coghlan | 3 | 1 | 0 | 0 | 0 | 4 |
| Crisp | 8 | 1 | 1 | 0 | 0 | 10 |
| Davis | 16 | 9 | 0 | 1 | 1 | 27 |
| Eibner | 0 | 0 | 1 | 0 | 0 | 1 |
| Healy | 6 | 2 | 0 | 0 | 0 | 8 |
| Lowrie | 5 | 0 | 0 | 0 | 0 | 5 |
| Maxwell | 3 | 0 | 0 | 0 | 0 | 3 |
| Phegley | 1 | 1 | 0 | 0 | 0 | 2 |
| Reddick | 3 | 2 | 0 | 0 | 0 | 5 |
| Semien | 7 | 6 | 2 | 0 | 0 | 15 |
| Smolinski | 6 | 2 | 0 | 0 | 0 | 8 |
| Valencia | 6 | 5 | 0 | 1 | 0 | 12 |
| Vogt | 7 | 3 | 1 | 1 | 0 | 12 |
| Wendle | 4 | 0 | 0 | 0 | 0 | 4 |

Game Tying/Go Ahead RBI

| PLAYER | GT | GA | TOT |
|-----------|----|----|-----|
| Alonso | 6 | 14 | 20 |
| Burns | 2 | 4 | 6 |
| Butler | 3 | 9 | 12 |
| Canha | 1 | 2 | 3 |
| Coghlan | 1 | 3 | 4 |
| Crisp | 5 | 13 | 18 |
| Davis | 6 | 22 | 28 |
| Eibner | 0 | 2 | 2 |
| Healy | 3 | 6 | 9 |
| Lowrie | 5 | 5 | 10 |
| Maxwell | 0 | 2 | 2 |
| McBride | 0 | 1 | 1 |
| Muncy | 1 | 3 | 4 |
| Núñez | 0 | 1 | 1 |
| Pinder | 1 | 0 | 1 |
| Reddick | 3 | 8 | 11 |
| Semien | 5 | 12 | 17 |
| Smolinski | 3 | 5 | 8 |
| Valencia | 3 | 15 | 18 |
| Vogt | 8 | 13 | 21 |
| Wendle | 1 | 4 | 5 |

CLUB STATISTICS

| AL West | Home | | Road | | Totals | |
|------------------------|-----------|-----------|-----------|-----------|-----------|-----------|
| | W | L | W | L | W | L |
| vs. Houston | 4 | 5 | 2 | 8 | 6 | 13 |
| vs. Los Angeles | 3 | 6 | 4 | 6 | 7 | 12 |
| vs. Seattle | 1 | 8 | 6 | 4 | 7 | 12 |
| vs. Texas | 5 | 5 | 4 | 5 | 9 | 10 |
| Totals vs. West | 13 | 24 | 16 | 23 | 29 | 47 |

| AL Central | W | L | W | L | W | L |
|---------------------------|-------------|----------|----------|-----------|-----------|-----------|
| | vs. Chicago | 1 | 3 | 1 | 2 | 2 |
| vs. Cleveland | 2 | 1 | 0 | 3 | 2 | 4 |
| vs. Detroit | 2 | 1 | 1 | 3 | 3 | 4 |
| vs. Kansas City | 2 | 1 | 4 | 0 | 6 | 1 |
| vs. Minnesota | 3 | 0 | 1 | 2 | 4 | 2 |
| Totals vs. Central | 10 | 6 | 7 | 10 | 17 | 16 |

| AL East | W | L | W | L | W | L |
|------------------------|---------------|-----------|-----------|-----------|-----------|-----------|
| | vs. Baltimore | 3 | 1 | 1 | 2 | 4 |
| vs. Boston | 1 | 2 | 0 | 3 | 1 | 5 |
| vs. New York | 0 | 4 | 3 | 0 | 3 | 4 |
| vs. Tampa Bay | 3 | 1 | 2 | 1 | 5 | 2 |
| vs. Toronto | 2 | 1 | 1 | 2 | 3 | 3 |
| Totals vs. East | 9 | 9 | 7 | 8 | 16 | 17 |
| Totals vs. A.L. | 32 | 39 | 30 | 41 | 62 | 80 |

| National League | W | L | W | L | W | L |
|------------------------|-------------|-----------|-----------|-----------|-----------|-----------|
| | vs. Chicago | 0 | 3 | 0 | 0 | 0 |
| vs. Cincinnati | 0 | 0 | 1 | 2 | 1 | 2 |
| vs. Milwaukee | 1 | 1 | 0 | 2 | 1 | 3 |
| vs. Pittsburgh | 0 | 3 | 0 | 0 | 0 | 3 |
| vs. San Francisco | 1 | 1 | 2 | 0 | 3 | 1 |
| vs. St. Louis | 0 | 0 | 2 | 1 | 2 | 1 |
| Totals vs. N.L. | 2 | 8 | 5 | 5 | 7 | 13 |
| Overall Totals | 34 | 47 | 35 | 46 | 69 | 93 |

| | Home | | Road | | Totals | |
|-------------------|------|----|------|----|--------|----|
| | W | L | W | L | W | L |
| Shutouts | 4 | 6 | 3 | 5 | 7 | 11 |
| Sho - Individual | 0 | 1 | 1 | 2 | 1 | 3 |
| Extra Innings | 2 | 2 | 4 | 3 | 6 | 5 |
| One-Run Decisions | 15 | 13 | 10 | 15 | 25 | 28 |
| Two-Run Decisions | 5 | 8 | 5 | 6 | 10 | 14 |
| vs. LH Starters | 12 | 16 | 4 | 10 | 16 | 26 |
| vs. RH Starters | 22 | 31 | 31 | 36 | 53 | 67 |
| Grass Fields | 34 | 47 | 32 | 43 | 66 | 90 |
| Artificial Fields | 0 | 0 | 3 | 3 | 3 | 3 |
| Day Games | 14 | 22 | 10 | 13 | 24 | 35 |
| Night Games | 20 | 25 | 25 | 33 | 45 | 58 |

| | Oak | Opp. |
|------------------|------|------|
| Double Plays | 152 | 160 |
| Triple Plays | 0 | 0 |
| Left On Base | 1036 | 1083 |
| Grand Slams | 2 | 5 |
| Home Runs - Home | 67 | 82 |
| Home Runs - Road | 102 | 103 |

REVIEW

HIGHS AND LOWS

CLUB

| | |
|---------------------------------------|---|
| Longest Winning Streak | 6, April 16 to 22 |
| Longest Winning Streak, Home | 6, May 28 to June 13 |
| Longest Winning Streak, Road | 7, April 8 to 22 |
| Longest Losing Streak | 7, June 3 to 11 |
| Longest Losing Streak, Home | 8, September 9 to 24 |
| Longest Losing Streak, Road | 9, May 24 to June 11 |
| Most Runs, Game, A's | 16, September 12 at Kansas City |
| Most Runs, Game, Opponents | 16, September 2 vs. Boston |
| Most Runs, Inning, A's | 7, September 25 vs. Texas (2nd) |
| Most Runs, Inning, Opponents | 8, September 28 at Los Angeles-AL (4th) |
| Largest Margin, Victory | 13, September 12 at Kansas City (16-3) |
| Largest Margin, Loss | 14, September 2 vs. Boston (2-16) |
| Most Hits, Game, A's | 17, September 12 at Kansas City |
| | 17, June 13 vs. Texas |
| | 17, May 28 vs. Detroit |
| Most Hits, Game, Opponents | 18, June 28 at San Francisco |
| Most Hits, Inning, A's | 7, June 23 at Los Angeles-AL (2nd) |
| Most Hits, Inning, Opponents | 8, September 28 at Los Angeles-AL (4th) |
| Most Home Runs, Game, A's | 4 (four times), last: May 17 vs. Texas |
| Most Home Runs, Game, Opponents | 6, May 8 at Baltimore |
| Most Doubles, Game, A's | 7, October 1 at Seattle |
| Most Doubles, Game, Opponents | 6, May 31 vs. Minnesota |
| | 6, May 9 at Boston |
| Most Triples, Game, A's | 2, June 29 vs. San Francisco |
| | 2, June 21 vs. Milwaukee |
| | 2, April 19 at New York (AL) |

Highs and Lows, continued

| | |
|--|---|
| Most Triples, Game, Opponents..... | 2 (four times), last: August 31 at Houston |
| Most Stolen Bases, Game, A's | 3, May 13 at Tampa Bay 3, April 28 at Detroit 3, April 21 at New York (AL) |
| Most Stolen Bases, Game, Opponents | 4, July 2 vs. Pittsburgh |
| Most Strikeouts, A's Pitchers | 14, April 21 at New York (AL) |
| Most Strikeouts, Opponents Pitchers | 13, August 17 at Texas |
| Most Walks, A's Pitchers..... | 11, June 30 vs. San Francisco |
| Most Walks, Opponents Pitchers..... | 10, September 12 at Kansas City |
| Fewest Hits Allowed, A's Pitchers..... | 2, September 7 vs. Los Angeles (AL) 2, August 19 at Chicago (AL) 2, May 1 vs. Houston |
| Fewest Hits Allowed, Opponents Pitchers..... | 2 (five times), last: September 30 at Seattle |
| Most Left on Base, Nine Inning Game | 14, September 7 vs. Los Angeles (AL) |
| Most Left on Base, Extra Inning Game..... | 14, August 16 at Texas (10) |
| Fewest Left on Base, Game | 1, July 6 at Minnesota |
| Most Errors, Game | 3 (five times), last: July 10 at Houston |
| Largest Comeback in Win | 4, July 15 vs. Toronto 4, May 15 at Tampa Bay |
| Largest Lead Surrendered in Loss | 5, June 15 vs. Texas |

INDIVIDUAL

| | |
|-----------------------------------|---|
| Grand Slams..... | Coco Crisp, June 26 at Los Angeles-AL (Hector Santiago) Khris Davis, May 17 vs. Texas (Shawn Tolleson) |
| Pinch Hit Home Runs | Jake Smolinski, June 28 at San Francisco (Javier Lopez) Chris Coghlan, May 15 at Tampa Bay (Erasmus Ramirez) |
| Lead Off Home Runs..... | Joey Wendle, September 17 at Texas (Yu Darvish) Coco Crisp, August 17 at Texas (Yu Darvish) Coco Crisp, May 30 vs. Minnesota (Ervin Santana) |
| Inside-The-Park Home Runs | None |
| Game Ending Home Runs..... | Ryon Healy, July 23 vs. Tampa Bay (Alex Colome) Khris Davis, May 17 vs. Texas (Shawn Tolleson) Yonder Alonso, April 29 vs. Houston (Pat Neshek) |
| Back-to-Back Home Runs | Josh Reddick and Khris Davis, July 29 at Cleveland Khris Davis and Stephen Vogt, July 15 vs. Toronto Coco Crisp and Marcus Semien, June 26 at Los Angeles (AL) Danny Valencia and Khris Davis, May 17 vs. Texas Khris Davis and Coco Crisp, April 21 at New York (AL) |
| Longest Hitting Streak | 14, Ryon Healy, August 13 to 28 |
| Most Runs, Game..... | 4, Khris Davis, August 19 at Chicago (AL) 4, Josh Reddick, July 15 vs. Toronto 4, Coco Crisp, June 25 at Los Angeles (AL) |
| Most Hits, Game..... | 4 (seven times), last: Semien and Wendle, October 1 at Seattle |
| Most Doubles, Game..... | 2 (23 times), last: Marcus Semien, October 1 at Seattle |
| Most Triples, Game | 1 (21 times), last: Bruce Maxwell, September 28 at Los Angeles (AL) |
| Most Home Runs, Game..... | 3, Khris Davis, May 17 vs. Texas 3, Danny Valencia, May 15 at Tampa Bay |
| Most Runs Batted In, Game | 6, Khris Davis, May 17 vs. Texas |
| Most Walks, Game | 3, Khris Davis, September 14 at Kansas City 3, Yonder Alonso, May 7 at Baltimore (Day) |
| Most Strikeouts, Game | 4, Ryon Healy, October 2 at Seattle 4, Khris Davis, August 22 vs. Cleveland 4, Mark Canha, April 24 at Toronto |
| Most Stolen Bases, Game..... | 2 (five times), last: Marcus Semien, July 19 vs. Houston |
| Longest Winning Streak | 6, Rich Hill, May 7 to present 6, Kendall Graveman, May 30 to July 23 |
| Longest Losing Streak..... | 7, Sonny Gray, April 27 to July 6 |
| Most Strikeouts, Game | 10, Rich Hill, July 7 at Houston 10, Rich Hill, April 21 at New York (AL) 10, Rich Hill, April 9 at Seattle |
| Most Walks, Game | 5, Daniel Mengden, July 20 vs. Houston 5, Fernando Rodriguez, June 30 vs. San Francisco 5, Chris Bassitt, April 10 at Seattle |
| Most Innings, Game, Starter..... | 9.0, Kendall Graveman, August 19 at Chicago (AL) 9.0, Kendall Graveman, July 23 vs. Tampa Bay |
| Most Innings, Game, Reliever..... | 5.0, Zach Neal, September 30 vs. Seattle 5.0, Sean Manaea, July 17 vs. Toronto |
| Low Hit Complete Game | 2, Kendall Graveman, August 19 at Chicago (AL) |

Most Consecutive Scoreless Innings.....16.0, Kendall Graveman, August 13 to 24
 Most Consecutive Batters Retired.....21, Ryan Dull, June 24 to July 9

GENERAL

Longest Game, Innings.....13, July 22 vs. Tampa Bay
 Longest Game, Time, Nine Innings.....3:53, June 28 at San Francisco
 Longest Game, Time, Extra Innings.....4:07, June 4 at Houston (12)
 Shortest Game, Time.....2:14, September 6 vs. Los Angeles (AL)
 Largest Crowd, Home.....36,067, June 30 vs. San Francisco
 Smallest Crowd, Home.....10,068, May 16 vs. Texas
 Largest Crowd, Road.....47,065, April 8 at Seattle
 Smallest Crowd, Road.....14,604, May 13 at Tampa Bay
 Postponement, Rain, Home.....None
 Postponement, Rain, Road.....May 6 at Baltimore

DESIGNATED HITTING STATISTICS

| BATTER | AVG | G | AB | R | H | TB | 2B | 3B | HR | RBI | SH | SF | HP | BB | IBB | SO | SB | CS | DP | SLG | OBP |
|---------------|-------------|----|------------|-----------|------------|------------|-----------|----------|-----------|-----------|----------|----------|----------|-----------|----------|------------|----------|----------|-----------|-------------|-------------|
| Alcantara,A | .000 | 2 | 0 | 1 | 0 | 0 | 0 | 0 | 0 | 0 | 0 | 0 | 0 | 0 | 0 | 0 | 0 | 1 | 0 | .000 | .000 |
| Alonso,Y | .250 | 5 | 8 | 2 | 2 | 3 | 1 | 0 | 0 | 2 | 0 | 0 | 0 | 3 | 0 | 2 | 0 | 0 | 0 | .375 | .455 |
| Butler,B | .258 | 50 | 155 | 16 | 40 | 56 | 10 | 0 | 2 | 15 | 0 | 2 | 0 | 14 | 0 | 24 | 0 | 0 | 12 | .361 | .316 |
| Canha,M | .000 | 1 | 4 | 0 | 0 | 0 | 0 | 0 | 0 | 0 | 0 | 0 | 0 | 0 | 0 | 4 | 0 | 0 | 0 | .000 | .000 |
| Coghlan,C | .000 | 2 | 7 | 0 | 0 | 0 | 0 | 0 | 0 | 0 | 0 | 0 | 0 | 0 | 0 | 3 | 0 | 0 | 0 | .000 | .000 |
| Crisp,C | .143 | 12 | 42 | 3 | 6 | 10 | 4 | 0 | 0 | 4 | 1 | 1 | 0 | 3 | 1 | 9 | 0 | 1 | 0 | .238 | .196 |
| Davis,K | .264 | 53 | 201 | 31 | 53 | 110 | 10 | 1 | 15 | 31 | 0 | 3 | 2 | 13 | 0 | 60 | 1 | 0 | 6 | .547 | .311 |
| Eibner,B | .000 | 1 | 0 | 1 | 0 | 0 | 0 | 0 | 0 | 0 | 0 | 0 | 0 | 1 | 0 | 0 | 0 | 0 | 0 | .000 | 1.000 |
| Ladendorf,T | .000 | 1 | 0 | 0 | 0 | 0 | 0 | 0 | 0 | 0 | 0 | 0 | 0 | 0 | 0 | 0 | 0 | 0 | 0 | .000 | .000 |
| Lowrie,J | .154 | 5 | 13 | 1 | 2 | 2 | 0 | 0 | 0 | 1 | 0 | 0 | 0 | 1 | 0 | 1 | 0 | 0 | 0 | .154 | .214 |
| Maxwell II, B | .400 | 3 | 10 | 0 | 4 | 5 | 1 | 0 | 0 | 0 | 0 | 0 | 0 | 1 | 0 | 1 | 0 | 0 | 0 | .500 | .455 |
| McBride,M | .167 | 3 | 6 | 0 | 1 | 1 | 0 | 0 | 0 | 1 | 0 | 0 | 0 | 0 | 0 | 2 | 0 | 0 | 0 | .167 | .167 |
| Muncy,M | .000 | 3 | 3 | 0 | 0 | 0 | 0 | 0 | 0 | 0 | 0 | 0 | 0 | 1 | 0 | 2 | 0 | 0 | 0 | .000 | .250 |
| Nunez,R | .154 | 6 | 13 | 0 | 2 | 2 | 0 | 0 | 0 | 0 | 0 | 0 | 0 | 0 | 0 | 3 | 0 | 0 | 0 | .154 | .154 |
| Pinder,C | .500 | 2 | 2 | 1 | 1 | 1 | 0 | 0 | 0 | 1 | 0 | 0 | 0 | 1 | 0 | 0 | 0 | 0 | 0 | .500 | .667 |
| Reddick,J | .750 | 2 | 4 | 1 | 3 | 6 | 0 | 0 | 1 | 1 | 0 | 0 | 0 | 1 | 0 | 0 | 0 | 0 | 0 | 1.500 | .800 |
| Smolinski,J | .000 | 1 | 0 | 0 | 0 | 0 | 0 | 0 | 0 | 0 | 0 | 0 | 0 | 0 | 0 | 0 | 0 | 0 | 0 | .000 | .000 |
| Valencia,D | .105 | 6 | 19 | 1 | 2 | 5 | 0 | 0 | 1 | 3 | 0 | 1 | 0 | 2 | 0 | 7 | 0 | 0 | 2 | .263 | .182 |
| Vogt,S | .233 | 23 | 86 | 10 | 20 | 35 | 6 | 0 | 3 | 9 | 0 | 0 | 0 | 5 | 0 | 19 | 0 | 0 | 0 | .407 | .275 |
| TOTALS | .237 | | 573 | 68 | 136 | 236 | 32 | 1 | 22 | 68 | 1 | 7 | 2 | 46 | 1 | 137 | 1 | 2 | 20 | .412 | .293 |

PINCH HITTING STATISTICS

| BATTER | AVG | G | AB | R | H | TB | 2B | 3B | HR | RBI | SH | SF | HP | BB | IBB | SO | SB | CS | DP | SLG | OBP |
|---------------|-------------|----|------------|----------|-----------|-----------|----------|----------|----------|-----------|----------|----------|----------|----------|----------|-----------|----------|----------|----------|-------------|-------------|
| Alcantara,A | .000 | 3 | 3 | 0 | 0 | 0 | 0 | 0 | 0 | 0 | 0 | 0 | 0 | 0 | 0 | 1 | 0 | 0 | 0 | .000 | .000 |
| Alonso,Y | .200 | 11 | 10 | 1 | 2 | 4 | 2 | 0 | 0 | 4 | 0 | 0 | 0 | 1 | 0 | 2 | 0 | 0 | 0 | .400 | .273 |
| Burns,B | .250 | 4 | 4 | 1 | 1 | 3 | 0 | 1 | 0 | 0 | 0 | 0 | 0 | 0 | 0 | 0 | 0 | 0 | 0 | .750 | .250 |
| Butler,B | .250 | 24 | 24 | 3 | 6 | 7 | 1 | 0 | 0 | 5 | 0 | 0 | 0 | 0 | 0 | 4 | 0 | 0 | 1 | .292 | .250 |
| Canha,M | .200 | 6 | 5 | 0 | 1 | 1 | 0 | 0 | 0 | 1 | 1 | 0 | 0 | 0 | 0 | 2 | 0 | 0 | 0 | .200 | .200 |
| Coghlan,C | .333 | 3 | 3 | 1 | 1 | 4 | 0 | 0 | 1 | 1 | 0 | 0 | 0 | 0 | 0 | 2 | 0 | 0 | 0 | 1.333 | .333 |
| Crisp,C | .000 | 5 | 5 | 0 | 0 | 0 | 0 | 0 | 0 | 0 | 0 | 0 | 0 | 0 | 0 | 2 | 0 | 0 | 0 | .000 | .000 |
| Davis,K | .500 | 4 | 4 | 0 | 2 | 2 | 0 | 0 | 0 | 0 | 0 | 0 | 0 | 0 | 0 | 0 | 0 | 0 | 0 | .500 | .500 |
| Eibner,B | .000 | 5 | 2 | 0 | 0 | 0 | 0 | 0 | 0 | 0 | 0 | 0 | 0 | 3 | 0 | 1 | 0 | 0 | 0 | .000 | .600 |
| Ladendorf,T | .000 | 2 | 2 | 0 | 0 | 0 | 0 | 0 | 0 | 0 | 0 | 0 | 0 | 0 | 0 | 2 | 0 | 0 | 0 | .000 | .000 |
| Lambo,A | .000 | 1 | 1 | 0 | 0 | 0 | 0 | 0 | 0 | 0 | 0 | 0 | 0 | 0 | 0 | 0 | 0 | 0 | 0 | .000 | .000 |
| Lowrie,J | .333 | 3 | 3 | 0 | 1 | 1 | 0 | 0 | 0 | 1 | 0 | 0 | 0 | 0 | 0 | 1 | 0 | 0 | 0 | .333 | .333 |
| Maxwell II, B | .250 | 4 | 4 | 0 | 1 | 1 | 0 | 0 | 0 | 1 | 0 | 0 | 0 | 1 | 0 | 1 | 0 | 0 | 0 | .250 | .400 |
| McBride,M | .000 | 3 | 3 | 0 | 0 | 0 | 0 | 0 | 0 | 0 | 0 | 0 | 0 | 0 | 0 | 1 | 0 | 0 | 0 | .000 | .000 |
| Muncy,M | .000 | 9 | 9 | 0 | 0 | 0 | 0 | 0 | 0 | 0 | 0 | 0 | 0 | 0 | 0 | 5 | 0 | 0 | 1 | .000 | .000 |
| Nunez,R | .000 | 5 | 4 | 0 | 0 | 0 | 0 | 0 | 0 | 1 | 0 | 0 | 0 | 0 | 0 | 0 | 0 | 0 | 0 | .000 | .000 |
| Olson,M | .000 | 4 | 4 | 0 | 0 | 0 | 0 | 0 | 0 | 0 | 0 | 0 | 0 | 0 | 0 | 1 | 0 | 0 | 0 | .000 | .000 |
| Phegley,J | .000 | 1 | 1 | 0 | 0 | 0 | 0 | 0 | 0 | 0 | 0 | 0 | 0 | 0 | 0 | 0 | 0 | 0 | 0 | .000 | .000 |
| Pinder,C | .429 | 7 | 7 | 1 | 3 | 4 | 1 | 0 | 0 | 1 | 0 | 0 | 0 | 0 | 0 | 1 | 0 | 0 | 0 | .571 | .429 |
| Reddick,J | .500 | 2 | 2 | 0 | 1 | 1 | 0 | 0 | 0 | 0 | 0 | 0 | 0 | 0 | 0 | 0 | 0 | 0 | 0 | .500 | .500 |
| Smolinski,J | .364 | 11 | 11 | 1 | 4 | 7 | 0 | 0 | 1 | 3 | 0 | 0 | 0 | 0 | 0 | 0 | 0 | 0 | 0 | .636 | .364 |
| Valencia,D | .000 | 5 | 4 | 0 | 0 | 0 | 0 | 0 | 0 | 0 | 0 | 0 | 1 | 0 | 0 | 1 | 0 | 0 | 1 | .000 | .200 |
| Vogt,S | .100 | 11 | 10 | 1 | 1 | 1 | 0 | 0 | 0 | 0 | 0 | 0 | 0 | 0 | 0 | 2 | 0 | 0 | 0 | .100 | .100 |
| Wendle,J | .500 | 2 | 2 | 0 | 1 | 1 | 0 | 0 | 0 | 0 | 0 | 0 | 0 | 0 | 0 | 0 | 0 | 0 | 1 | .500 | .500 |
| TOTALS | .197 | | 127 | 9 | 25 | 37 | 4 | 1 | 2 | 18 | 1 | 0 | 1 | 5 | 0 | 29 | 0 | 0 | 4 | .291 | .233 |

BATTING WITH RISP

| PLAYER | AVG | AB | H | 2B | 3B | HR | TOT | | SP | | MOB | BB | IBB | SO | SH | SF | GIDP |
|------------------|-------------|-------------|------------|-----------|----------|-----------|------------|------------|-------------|-------------|------------|-----------|------------|----------|-----------|-----------|------|
| | | | | | | | RBI | RBI | MISP | MISP | | | | | | | |
| Alcantara,A | .167 | 6 | 1 | 1 | 0 | 0 | 2 | 2 | 8 | 12 | 0 | 0 | 4 | 0 | 0 | 0 | |
| Alonso,Y | .269 | 104 | 28 | 10 | 0 | 3 | 44 | 36 | 151 | 221 | 20 | 1 | 17 | 0 | 4 | 5 | |
| Burns,B | .217 | 46 | 10 | 2 | 1 | 0 | 12 | 12 | 65 | 92 | 6 | 2 | 7 | 3 | 1 | 0 | |
| Butler,B | .327 | 55 | 18 | 3 | 0 | 0 | 24 | 24 | 67 | 99 | 2 | 1 | 9 | 0 | 2 | 7 | |
| Canha,M | .182 | 11 | 2 | 0 | 0 | 0 | 3 | 3 | 14 | 19 | 0 | 0 | 5 | 1 | 1 | 0 | |
| Coghlan,C | .233 | 30 | 7 | 2 | 0 | 1 | 9 | 7 | 36 | 54 | 2 | 1 | 10 | 0 | 0 | 2 | |
| Crisp,C | .424 | 66 | 28 | 8 | 0 | 1 | 34 | 32 | 88 | 120 | 7 | 2 | 15 | 0 | 2 | 0 | |
| Davis,K | .243 | 144 | 35 | 7 | 0 | 9 | 60 | 45 | 188 | 275 | 9 | 0 | 46 | 0 | 5 | 7 | |
| Eibner,B | .200 | 25 | 5 | 2 | 0 | 1 | 10 | 8 | 33 | 51 | 3 | 0 | 6 | 0 | 1 | 0 | |
| Graveman,K | .000 | 1 | 0 | 0 | 0 | 0 | 0 | 0 | 1 | 2 | 0 | 0 | 1 | 0 | 0 | 0 | |
| Gray,S | .000 | 2 | 0 | 0 | 0 | 0 | 0 | 0 | 3 | 4 | 0 | 0 | 1 | 0 | 0 | 0 | |
| Healy,R | .316 | 57 | 18 | 7 | 0 | 3 | 24 | 17 | 70 | 106 | 3 | 1 | 10 | 0 | 0 | 1 | |
| Ladendorf,T | .000 | 9 | 0 | 0 | 0 | 0 | 1 | 1 | 14 | 20 | 1 | 0 | 4 | 0 | 0 | 0 | |
| Lambo,A | .000 | 1 | 0 | 0 | 0 | 0 | 0 | 0 | 1 | 2 | 0 | 0 | 0 | 0 | 0 | 0 | |
| Lowrie,J | .281 | 57 | 16 | 0 | 1 | 1 | 24 | 23 | 78 | 106 | 9 | 0 | 14 | 0 | 4 | 3 | |
| Madson,R | .000 | 1 | 0 | 0 | 0 | 0 | 0 | 0 | 1 | 1 | 0 | 0 | 1 | 0 | 0 | 0 | |
| Maxwell II, B | .333 | 24 | 8 | 2 | 0 | 0 | 11 | 9 | 34 | 49 | 4 | 0 | 5 | 0 | 1 | 1 | |
| McBride,M | .125 | 8 | 1 | 0 | 0 | 0 | 2 | 2 | 9 | 14 | 0 | 0 | 0 | 0 | 0 | 0 | |
| Mengden,D | .000 | 1 | 0 | 0 | 0 | 0 | 0 | 0 | 1 | 2 | 0 | 0 | 0 | 0 | 0 | 0 | |
| Muncy,M | .200 | 25 | 5 | 0 | 0 | 0 | 6 | 6 | 43 | 53 | 8 | 1 | 6 | 0 | 0 | 1 | |
| Neal,Z | .000 | 1 | 0 | 0 | 0 | 0 | 0 | 0 | 1 | 2 | 0 | 0 | 0 | 0 | 0 | 0 | |
| Nunez,R | .000 | 3 | 0 | 0 | 0 | 0 | 1 | 1 | 5 | 7 | 0 | 0 | 0 | 0 | 0 | 0 | |
| Olson,M | .000 | 3 | 0 | 0 | 0 | 0 | 0 | 0 | 5 | 6 | 2 | 0 | 2 | 0 | 0 | 1 | |
| Phegley,J | .250 | 20 | 5 | 1 | 0 | 1 | 9 | 7 | 28 | 37 | 2 | 0 | 2 | 0 | 1 | 3 | |
| Pinder,C | .250 | 8 | 2 | 0 | 0 | 0 | 3 | 3 | 9 | 16 | 0 | 0 | 2 | 0 | 1 | 1 | |
| Reddick,J | .341 | 44 | 15 | 1 | 0 | 2 | 21 | 18 | 67 | 88 | 10 | 5 | 4 | 0 | 1 | 0 | |
| Semien,M | .290 | 124 | 36 | 7 | 1 | 6 | 49 | 37 | 168 | 238 | 18 | 1 | 25 | 0 | 1 | 3 | |
| Smolinski,J | .203 | 64 | 13 | 1 | 1 | 2 | 19 | 14 | 84 | 116 | 4 | 0 | 12 | 1 | 2 | 2 | |
| Valencia,D | .265 | 98 | 26 | 3 | 0 | 5 | 34 | 28 | 140 | 191 | 11 | 1 | 29 | 0 | 2 | 3 | |
| Vogt,S | .198 | 101 | 20 | 8 | 0 | 1 | 39 | 33 | 139 | 196 | 11 | 3 | 19 | 0 | 3 | 0 | |
| Wendle,J | .304 | 23 | 7 | 1 | 0 | 0 | 10 | 10 | 30 | 44 | 0 | 0 | 4 | 0 | 2 | 1 | |
| ATHLETICS | .263 | 1162 | 306 | 66 | 4 | 36 | 451 | 378 | 1581 | 2243 | 132 | 19 | 260 | 5 | 34 | 41 | |

BATTING WITH THE BASES LOADED

| PLAYER | AVG | AB | H | 2B | 3B | HR | TOT | | SP | | MOB | BB | IBB | SO | SH | SF | GIDP |
|------------------|-------------|-----------|-----------|----------|----------|----------|-----------|-----------|------------|------------|-----------|----------|-----------|----------|----------|----------|------|
| | | | | | | | RBI | RBI | MISP | MISP | | | | | | | |
| Alcantara,A | .000 | 1 | 0 | 0 | 0 | 0 | 0 | 0 | 2 | 3 | 0 | 0 | 1 | 0 | 0 | 0 | |
| Alonso,Y | .636 | 11 | 7 | 1 | 0 | 0 | 13 | 13 | 26 | 39 | 0 | 0 | 1 | 0 | 2 | 0 | |
| Burns,B | .500 | 2 | 1 | 0 | 0 | 0 | 2 | 2 | 4 | 6 | 0 | 0 | 0 | 0 | 0 | 0 | |
| Butler,B | .667 | 3 | 2 | 0 | 0 | 0 | 4 | 4 | 6 | 9 | 0 | 0 | 0 | 0 | 0 | 1 | |
| Coghlan,C | .500 | 2 | 1 | 1 | 0 | 0 | 2 | 2 | 4 | 6 | 0 | 0 | 1 | 0 | 0 | 0 | |
| Crisp,C | .500 | 6 | 3 | 1 | 0 | 1 | 9 | 7 | 14 | 21 | 0 | 0 | 3 | 0 | 1 | 0 | |
| Davis,K | .231 | 13 | 3 | 1 | 0 | 1 | 13 | 11 | 32 | 48 | 1 | 0 | 1 | 0 | 2 | 1 | |
| Eibner,B | .000 | 2 | 0 | 0 | 0 | 0 | 1 | 1 | 6 | 9 | 1 | 0 | 0 | 0 | 0 | 0 | |
| Healy,R | .200 | 5 | 1 | 0 | 0 | 0 | 1 | 1 | 10 | 15 | 0 | 0 | 3 | 0 | 0 | 1 | |
| Ladendorf,T | .000 | 2 | 0 | 0 | 0 | 0 | 1 | 1 | 6 | 9 | 1 | 0 | 2 | 0 | 0 | 0 | |
| Lowrie,J | .333 | 3 | 1 | 0 | 0 | 0 | 2 | 2 | 8 | 12 | 1 | 0 | 0 | 0 | 0 | 0 | |
| Maxwell II, B | .333 | 3 | 1 | 0 | 0 | 0 | 2 | 2 | 6 | 9 | 0 | 0 | 0 | 0 | 0 | 1 | |
| McBride,M | .000 | 1 | 0 | 0 | 0 | 0 | 0 | 0 | 2 | 3 | 0 | 0 | 0 | 0 | 0 | 0 | |
| Muncy,M | .000 | 1 | 0 | 0 | 0 | 0 | 1 | 1 | 4 | 6 | 1 | 0 | 1 | 0 | 0 | 0 | |
| Nunez,R | .000 | 1 | 0 | 0 | 0 | 0 | 1 | 1 | 2 | 3 | 0 | 0 | 0 | 0 | 0 | 0 | |
| Phegley,J | .000 | 2 | 0 | 0 | 0 | 0 | 0 | 0 | 4 | 6 | 0 | 0 | 0 | 0 | 0 | 1 | |
| Reddick,J | .000 | 4 | 0 | 0 | 0 | 0 | 1 | 1 | 10 | 15 | 1 | 0 | 0 | 0 | 0 | 0 | |
| Semien,M | .111 | 9 | 1 | 0 | 0 | 0 | 4 | 4 | 24 | 36 | 2 | 0 | 2 | 0 | 1 | 1 | |
| Smolinski,J | .200 | 5 | 1 | 0 | 0 | 0 | 3 | 3 | 12 | 18 | 0 | 0 | 1 | 0 | 1 | 0 | |
| Valencia,D | .100 | 10 | 1 | 1 | 0 | 0 | 5 | 5 | 26 | 39 | 2 | 0 | 3 | 0 | 1 | 1 | |
| Vogt,S | .111 | 9 | 1 | 1 | 0 | 0 | 6 | 5 | 22 | 33 | 1 | 0 | 3 | 0 | 0 | 0 | |
| Wendle,J | .333 | 3 | 1 | 0 | 0 | 0 | 2 | 2 | 6 | 9 | 0 | 0 | 1 | 0 | 0 | 0 | |
| ATHLETICS | .255 | 98 | 25 | 6 | 0 | 2 | 73 | 68 | 236 | 354 | 11 | 0 | 23 | 0 | 8 | 7 | |

BATTING AND PITCHING BREAKDOWN

BATTING

| Total | AVG | G | AB | R | H | HR | RBI |
|---------------|------|-----|------|-----|------|-----|-----|
| Before ASB | .251 | 89 | 3036 | 366 | 761 | 90 | 355 |
| After ASB | .240 | 73 | 2464 | 287 | 591 | 79 | 279 |
| Home | .236 | 81 | 2658 | 288 | 626 | 67 | 279 |
| Away | .255 | 81 | 2842 | 365 | 726 | 102 | 355 |
| Day | .233 | 59 | 1965 | 205 | 457 | 56 | 195 |
| Night | .253 | 103 | 3535 | 448 | 895 | 113 | 439 |
| vs. Left | .244 | - | 1399 | - | 342 | 47 | 166 |
| vs. Right | .246 | - | 4101 | - | 1010 | 122 | 468 |
| April | .237 | 25 | 844 | 90 | 200 | 27 | 87 |
| May | .260 | 28 | 957 | 123 | 249 | 29 | 118 |
| June | .266 | 26 | 896 | 122 | 238 | 28 | 121 |
| July | .238 | 26 | 888 | 93 | 211 | 29 | 91 |
| August | .235 | 28 | 936 | 96 | 220 | 28 | 90 |
| September | .234 | 27 | 903 | 117 | 211 | 26 | 115 |
| October | .303 | 2 | 76 | 12 | 23 | 2 | 12 |
| Baltimore | .254 | 7 | 228 | 25 | 58 | 4 | 24 |
| Boston | .233 | 6 | 202 | 20 | 47 | 1 | 18 |
| Chicago | .230 | 7 | 239 | 23 | 55 | 6 | 22 |
| Cleveland | .239 | 6 | 201 | 20 | 48 | 5 | 18 |
| Detroit | .270 | 7 | 241 | 32 | 65 | 6 | 31 |
| Houston | .220 | 19 | 641 | 58 | 141 | 12 | 55 |
| Kansas City | .287 | 7 | 247 | 53 | 71 | 10 | 52 |
| Los Angeles | .249 | 19 | 643 | 75 | 160 | 23 | 72 |
| Minnesota | .246 | 6 | 191 | 22 | 47 | 5 | 22 |
| New York | .229 | 7 | 245 | 24 | 56 | 5 | 24 |
| Seattle | .247 | 19 | 659 | 72 | 163 | 22 | 70 |
| Tampa Bay | .237 | 7 | 245 | 24 | 58 | 12 | 24 |
| Texas | .270 | 19 | 651 | 100 | 176 | 27 | 99 |
| Toronto | .264 | 6 | 197 | 30 | 52 | 12 | 28 |
| Chicago (NL) | .151 | 3 | 93 | 3 | 14 | 2 | 3 |
| Cincinnati | .304 | 3 | 102 | 8 | 31 | 4 | 8 |
| Milwaukee | .200 | 4 | 130 | 11 | 26 | 2 | 11 |
| Pittsburgh | .236 | 3 | 106 | 8 | 25 | 1 | 8 |
| San Francisco | .287 | 4 | 143 | 34 | 41 | 7 | 34 |
| St. Louis | .188 | 3 | 96 | 11 | 18 | 3 | 11 |

PITCHING

| Total | ERA | W | L | INN | H | R | ER | HR |
|---------------|-------|----|----|-------|-----|-----|-----|-----|
| Before ASB | 4.73 | 38 | 51 | 786.2 | 830 | 435 | 413 | 105 |
| After ASB | 4.24 | 31 | 42 | 646.2 | 629 | 326 | 305 | 80 |
| Home | 4.12 | 34 | 47 | 736.0 | 722 | 353 | 337 | 82 |
| Away | 4.92 | 35 | 46 | 697.1 | 737 | 408 | 381 | 103 |
| Day | 4.14 | 24 | 35 | 525.2 | 516 | 257 | 242 | 60 |
| Night | 4.72 | 45 | 58 | 907.2 | 943 | 504 | 476 | 125 |
| Starter | 4.84 | 43 | 67 | 872.0 | 937 | 494 | 469 | 126 |
| Reliever | 3.99 | 26 | 26 | 561.1 | 522 | 267 | 249 | 59 |
| April | 3.59 | 13 | 12 | 223.0 | 209 | 98 | 89 | 24 |
| May | 5.70 | 11 | 17 | 244.2 | 280 | 161 | 155 | 40 |
| June | 4.77 | 11 | 15 | 230.0 | 258 | 128 | 122 | 34 |
| July | 4.49 | 12 | 14 | 234.2 | 228 | 123 | 117 | 27 |
| August | 3.88 | 10 | 18 | 243.1 | 224 | 111 | 105 | 32 |
| September | 4.56 | 10 | 17 | 238.2 | 241 | 130 | 121 | 26 |
| October | 4.26 | 2 | 0 | 19.0 | 19 | 10 | 9 | 2 |
| Baltimore | 4.57 | 4 | 3 | 61.0 | 55 | 32 | 31 | 11 |
| Boston | 10.94 | 1 | 5 | 51.0 | 88 | 67 | 62 | 10 |
| Chicago | 3.54 | 2 | 5 | 61.0 | 57 | 26 | 24 | 5 |
| Cleveland | 3.53 | 2 | 4 | 51.0 | 50 | 22 | 20 | 9 |
| Detroit | 4.65 | 3 | 4 | 60.0 | 60 | 33 | 31 | 8 |
| Houston | 4.07 | 6 | 13 | 170.1 | 150 | 83 | 77 | 16 |
| Kansas City | 2.43 | 6 | 1 | 63.0 | 57 | 21 | 17 | 3 |
| Los Angeles | 4.59 | 7 | 12 | 166.2 | 185 | 93 | 85 | 24 |
| Minnesota | 3.98 | 4 | 2 | 52.0 | 52 | 23 | 23 | 3 |
| New York | 3.74 | 3 | 4 | 65.0 | 63 | 29 | 27 | 5 |
| Seattle | 5.04 | 7 | 12 | 169.2 | 191 | 97 | 95 | 29 |
| Tampa Bay | 3.27 | 5 | 2 | 66.0 | 50 | 27 | 24 | 7 |
| Texas | 4.43 | 9 | 10 | 168.2 | 165 | 84 | 83 | 28 |
| Toronto | 5.71 | 3 | 3 | 52.0 | 56 | 36 | 33 | 9 |
| Chicago (NL) | 4.67 | 0 | 3 | 27.0 | 29 | 14 | 14 | 4 |
| Cincinnati | 1.80 | 1 | 2 | 25.0 | 18 | 5 | 5 | 1 |
| Milwaukee | 3.97 | 1 | 3 | 34.0 | 38 | 16 | 15 | 4 |
| Pittsburgh | 5.46 | 0 | 3 | 28.0 | 28 | 17 | 17 | 2 |
| San Francisco | 6.75 | 3 | 1 | 36.0 | 47 | 27 | 27 | 4 |
| St. Louis | 2.77 | 2 | 1 | 26.0 | 20 | 9 | 8 | 3 |

REVIEW

PLAYER TRANSACTIONS

- Feb. 12 Khris Davis acquired from Milwaukee for minor leaguers Bubba Derby and Jacob Nottingham; Sean Nolin designated for assignment
- Feb. 22 Sean Nolin claimed off waivers by Milwaukee
- Feb. 25 Chris Coghlan acquired from the Chicago Cubs for Aaron Brooks
- Mar. 13 Andrew Triggs claimed off waivers from Baltimore; Jarrod Parker placed on the 60-day disabled list (fractured right medial epicondyle); Renato Nuñez and Rangel Ravelo optioned to Nashville; Raul Alcántara optioned to Midland
- Mar. 14 Andrew Triggs, J.B. Wendelken and Joey Wendle optioned to Nashville
- Mar. 21 Tyler Ladendorf and Max Muncy optioned to Nashville
- Mar. 27 Jake Smolinski optioned to Nashville

OPENING DAY ROSTER

- Pitchers (12):** John Axford, Chris Bassitt, Sean Doolittle, Felix Doubront, Ryan Dull, Kendall Graveman, Sonny Gray, Liam Hendriks, Rich Hill, Ryan Madson, Fernando Rodriguez, Marc Rzepczynski
- Catchers (2):** Josh Phegley, Stephen Vogt
- Infielders (6):** Yonder Alonso, Billy Butler, Mark Canha, Jed Lowrie, Marcus Semien, Danny Valencia
- Outfielders (5):** Billy Burns, Chris Coghlan, Coco Crisp, Khris Davis, Josh Reddick

- Mar. 29 Jesse Hahn optioned to Nashville
- April 2 Andrew Lambo optioned to Nashville; Henderson Alvarez placed on the 15-day

Player Transactions, continued

| | | | |
|----------|---|---------|---|
| | disabled list retroactive to March 25 (right shoulder surgery); R.J. Alvarez placed on the 15-day disabled list retroactive to March 25 (right elbow surgery); Sam Fuld placed on the 15-day disabled list retroactive to March 25 (strained left shoulder); Eric Sogard placed on the 15-day disabled list retroactive to March 28 (cervical strain) | | to May 10 (right shin contusion); Eric Sogard transferred to the 60-day disabled list |
| April 4 | Andrew Lambo recalled from Nashville; Felix Doubront placed on the 15-day disabled list (sprained left elbow) | May 13 | Matt McBride recalled from Nashville; Zach Neal optioned to Nashville |
| April 8 | Eric Surkamp selected from Nashville; Andrew Lambo optioned to Nashville; R.J. Alvarez transferred to the 60-day disabled list | May 17 | Jesse Hahn and Max Muncy recalled from Nashville; Eric Surkamp optioned to Nashville; Josh Phegley placed on the 15-day disabled list retroactive to May 10 (strained right knee); Henderson Alvarez returned from rehab assignment |
| April 11 | Eric Sogard sent to Stockton on a rehab assignment | May 20 | Jake Smolinski recalled from Nashville; Josh Reddick placed on the 15-day disabled list (fractured left thumb) |
| April 15 | Eric Sogard returned from rehab assignment | May 21 | Josh Phegley sent to Nashville on a rehab assignment |
| April 20 | Henderson Alvarez sent to Stockton on a rehab assignment | May 22 | Daniel Coulombe recalled from Nashville; Sonny Gray placed on the 15-day disabled list retroactive to May 21 (strained right trapezius) |
| April 22 | Danny Valencia placed on the 15-day disabled list retroactive to April 21 (strained left hamstring); Tyler Ladendorf recalled from Nashville | May 23 | Jed Lowrie sent to Nashville on a rehab assignment |
| April 25 | Andrew Triggs recalled from Nashville; Eric Surkamp optioned to Nashville; Henderson Alvarez transferred to Nashville on rehab | May 25 | Jed Lowrie reinstated from the disabled list; Zach Neal recalled from Nashville; Daniel Coulombe and Max Muncy optioned to Nashville |
| April 27 | Matt McBride selected from Nashville; Andrew Triggs optioned to Nashville; Felix Doubront transferred to the 60-day disabled list | May 27 | Josh Phegley reinstated from the disabled list; Matt McBride optioned to Nashville |
| April 29 | Sean Manaea selected from Nashville; Andrew Triggs recalled from Nashville; Matt McBride optioned to Nashville; Chris Bassitt placed on the 15-day disabled list (strained right elbow); Sam Fuld transferred to the 60-day disabled list | May 31 | Eric Surkamp recalled from Nashville; Zach Neal optioned to Nashville |
| April 30 | Jesse Hahn recalled from Nashville; Andrew Triggs optioned to Nashville; Henderson Alvarez transferred to Stockton on rehab | June 2 | Eric Surkamp optioned to Nashville |
| May 2 | Danny Valencia sent to Stockton on a rehab assignment | June 3 | J.B. Wendelken recalled from Nashville; R.J. Alvarez sent to Stockton on a rehab assignment |
| May 5 | Henderson Alvarez transferred to Nashville on rehab | June 4 | Daniel Coulombe recalled from Nashville; Andrew Triggs optioned to Nashville |
| May 6 | Danny Valencia reinstated from the disabled list; Tyler Ladendorf optioned to Nashville | June 5 | Sonny Gray reinstated from the disabled list; J.B. Wendelken optioned to Nashville |
| May 7 | Andrew Triggs recalled from Nashville (26th man for doubleheader); Andrew Triggs optioned to Nashville (after night game) | June 7 | Liam Hendriks sent to Stockton on a rehab assignment |
| May 8 | J.B. Wendelken recalled from Nashville; Jesse Hahn optioned to Nashville | June 9 | Rich Hill placed on the 15-day disabled list retroactive to May 30 (left groin strain); Chris Coghlan traded to the Chicago Cubs for Arismendy Alcántara; R.J. Alvarez transferred to Nashville on rehab |
| May 10 | Tyler Ladendorf and Andrew Triggs recalled from Nashville; Daniel Coulombe selected from Nashville; J.B. Wendelken optioned to Nashville; Liam Hendriks placed on the 15-day disabled list retroactive to May 8 (right triceps strain); Mark Canha placed on the 15-day disabled list retroactive to May 9 (back strain); Chris Bassitt transferred to the 60-day disabled list | June 10 | Max Muncy and Zach Neal recalled from Nashville; Jesse Hahn optioned to Nashville; Liam Hendriks transferred to Nashville on rehab |
| May 11 | Eric Surkamp recalled from Nashville; Zach Neal selected from Nashville; Daniel Coulombe optioned to Nashville; Jed Lowrie placed on the 15-day disabled list retroactive | June 11 | Daniel Mengden selected from Nashville; Mark Canha transferred to the 60-day disabled list |
| | | June 12 | R.J. Alvarez claimed off waivers by the Chicago Cubs |
| | | June 13 | Henderson Alvarez sent to Stockton on a rehab assignment |
| | | June 14 | Eric Surkamp recalled from Nashville; Sean Manaea placed on the 15-day disabled list (left pronator strain) |
| | | June 18 | Andrew Triggs recalled from Nashville; Tyler Ladendorf optioned to Nashville; Henderson Alvarez transferred to Nashville on rehab |
| | | June 19 | Liam Hendriks reinstated from the disabled list; Andrew Triggs optioned to Nashville |

| | | | |
|---------|---|---------|--|
| June 20 | Henderson Alvarez returned from rehab; Josh Reddick sent to Nashville on a rehab assignment | | |
| June 21 | Arismendy Alcántara recalled from Nashville; Daniel Coulombe optioned to Nashville | July 30 | Dillon Overton recalled from Nashville; Rich Hill placed on the 15-day disabled list retroactive to July 20 (left middle finger blister); Billy Burns traded to the Kansas City Royals for Brett Eibner |
| June 24 | Sean Manaea sent to Stockton on a rehab assignment | | |
| June 25 | Dillon Overton selected from Nashville; Eric Surkamp optioned to Nashville; Henderson Alvarez transferred to the 60-day disabled list | Aug. 1 | Rich Hill and Josh Reddick traded to the Los Angeles Dodgers for Jharel Cotton, Frankie Montas and minor leaguer Grant Holmes |
| June 27 | Nick Tepesch claimed off waivers from the Los Angeles Dodgers; Eric Surkamp designated for assignment; Rich Hill sent to Stockton on a rehab assignment | Aug. 2 | Tyler Ladendorf recalled from Nashville; Andrew Triggs reinstated from the disabled list; J.B. Wendelken optioned to Nashville |
| June 28 | Josh Reddick reinstated from the disabled list; Max Muncy optioned to Nashville | Aug. 4 | Jesse Hahn recalled from Nashville; Andrew Triggs optioned to Nashville |
| June 29 | Eric Surkamp claimed off waivers by Texas; Sean Manaea reinstated from the disabled list; Arismendy Alcántara and Nick Tepesch optioned to Nashville | Aug. 5 | Brett Eibner and Andrew Triggs recalled from Nashville; Jed Lowrie placed on the 15-day disabled list retroactive to August 4 (bunion on his left foot); Jesse Hahn placed on the 15-day disabled list (strained right shoulder) |
| June 30 | Daniel Coulombe and Andrew Triggs recalled from Nashville; Sean Doolittle placed on the 15-day disabled list retroactive to June 26 (strained left shoulder); Zach Neal optioned to Nashville | Aug. 6 | Patrick Schuster recalled from Nashville; Dillon Overton optioned to Nashville |
| | | Aug. 7 | Chris Smith selected from Nashville; Sonny Gray placed on the 15-day disabled list (strained right forearm); Josh Phegley transferred to the 60-day DL |
| July 1 | Tyler Ladendorf recalled from Nashville; Dillon Overton optioned to Nashville | Aug. 10 | Ross Detwiler recalled from Nashville; Patrick Schuster designated for assignment |
| July 2 | Rich Hill reinstated from the disabled list; Andrew Triggs optioned to Nashville | Aug. 12 | Patrick Schuster claimed off waivers by Philadelphia |
| July 3 | Josh Phegley placed on the 15-day disabled list retroactive to July 2 (strained right knee); Matt McBride recalled from Nashville | Aug. 15 | Sean Doolittle sent to Nashville on a rehab assignment |
| July 4 | Andrew Triggs recalled from Nashville; Patrick Schuster selected from Nashville; Daniel Coulombe optioned to Nashville; Fernando Rodriguez placed on the 15-day disabled list (right shoulder strain); Andrew Lambo recalled from Nashville and placed on the 60-day disabled list (cancer surgery) | Aug. 16 | Jesse Hahn sent to Nashville on a rehab assignment |
| July 15 | Ryon Healy selected from Nashville; Billy Burns optioned to Nashville; Nick Tepesch designated for assignment | Aug. 17 | Chad Pinder selected from Nashville; Tyler Ladendorf placed on the 15-day disabled list (sprained left wrist); Jed Lowrie transferred to the 60-day DL |
| July 18 | Nick Tepesch claimed off waivers by Kansas City | Aug. 22 | Billy Butler placed on the 7-day concussion disabled list; Arismendy Alcántara recalled from Nashville |
| July 19 | Daniel Coulombe and Dillon Overton recalled from Nashville; Tyler Ladendorf optioned to Nashville; Andrew Triggs placed on the 15-day disabled list retroactive to July 18 (left shin contusion) | Aug. 24 | Marc Semien placed on paternity list; J.B. Wendelken recalled from Nashville. |
| July 20 | Arismendy Alcántara recalled from Nashville; Dillon Overton optioned to Nashville | Aug. 25 | Marc Rzepczynski and cash traded to Washington for minor leaguer Max Schrock |
| July 21 | Zach Neal recalled from Nashville; Patrick Schuster optioned to Nashville | Aug. 26 | Marc Semien reinstated from the paternity list |
| July 23 | Bruce Maxwell selected from Nashville; Stephen Vogt placed on family medical leave list; Fernando Rodriguez transferred to the 60-day disabled list | Aug. 27 | Henderson Alvarez sent to AZL A's on a rehab assignment |
| July 24 | Jesse Hahn recalled from Nashville; Arismendy Alcántara optioned to Nashville | Aug. 29 | Billy Butler reinstated from the 7-day concussion disabled list; Arismendy Alcántara optioned to Stockton |
| July 25 | Max Muncy recalled from Nashville; Jesse Hahn optioned to Nashville | Aug. 30 | Henderson Alvarez transferred to Stockton on a rehab assignment |
| July 26 | Stephen Vogt reinstated from the family medical leave list; J.B. Wendelken recalled | Aug. 31 | Coco Crisp and cash traded to Cleveland for minor leaguer Colt Hynes; Joey Wendle recalled from Nashville |
| | | Sept. 2 | Sean Doolittle and Jesse Hahn reinstated from the disabled list; Jesse Hahn optioned to Nashville; Matt McBride recalled from Nashville |
| | | Sept. 3 | Daniel Mengden recalled from Nashville |

Player Transactions, continued

| | | | |
|----------|--|---------|---|
| Sept. 5 | Raul Alcántara recalled from Nashville; Donn Roach claimed off waivers from Detroit and optioned to Nashville | Nov. 7 | Giovanni Soto claimed off waivers by the Chicago White Sox |
| Sept. 6 | Arismendy Alcántara recalled from Stockton | Nov. 12 | Paul Blackburn acquired from Seattle for Danny Valencia |
| Sept. 7 | Jharel Cotton recalled from Nashville | Nov. 18 | Franklin Barreto, Paul Blackburn, Jaycob Brugman and Bobby Wahl selected from Nashville; Yairo Muñoz selected from Midland; Josh Smith outrighted to Nashville |
| Sept. 11 | Billy Butler released | Nov. 30 | Matt Joyce agrees to terms on a two-year contract; Rangel Ravelo designated for assignment |
| Sept. 12 | Renato Nuñez recalled from Nashville; Matt Olson selected from Nashville | | |
| Sept. 15 | Dillon Overton recalled from Nashville | Dec. 2 | Rangel Ravelo outrighted to Nashville |
| Sept. 28 | Sonny Gray reinstated from the disabled list | | |
| Oct. 3 | Tyler Ladendorf reinstated from the disabled list | Jan. 3 | Rajai Davis agrees to terms on a one-year contract; Max Muncy designated for assignment |
| Oct. 5 | Matt McBride and Chris Smith outrighted to Nashville | Jan. 10 | Max Muncy outrighted to Nashville |
| Oct. 6 | Arismendy Alcántara claimed off waivers by Cincinnati; Tyler Ladendorf, Andrew Lambo, Donn Roach, Fernando Rodriguez, Eric Sogard and J.B. Wendelken outrighted to Nashville | Jan. 18 | Trevor Plouffe agrees to terms on a one-year contract; Zach Neal designated for assignment |
| Oct. 7 | Henderson Alvarez, Felix Doubront and Jarrod Parker outrighted to Nashville; Chris Bassitt, Mark Canha, Sam Fuld, Jed Lowrie and Josh Phegley reinstated from the disabled list. | Jan. 20 | Santiago Casilla agrees to terms on a two-year contract; Brett Eibner designated for assignment |
| Oct. 26 | Giovanni Soto claimed off waivers from the Chicago Cubs | Jan. 25 | Adam Rosales agrees to terms on a one-year contract; Dillon Overton designated for assignment; Brett Eibner traded to the Los Angeles Dodgers for minor leaguer Jordan Tarsovich; Zach Neal outrighted to Nashville |
| Nov. 3 | Ross Detwiler and Sam Fuld elected free agency | Jan. 26 | Dillon Overton traded to Seattle for minor leaguer Jason Goldstein |
| Nov. 4 | Josh Smith claimed off waivers from the Cincinnati Reds | | |

A'S STARTS IN THE BATTING ORDER, 2016

| PLAYER | 1 | 2 | 3 | 4 | 5 | 6 | 7 | 8 | 9 |
|-----------|----|----|----|----|----|----|----|----|----|
| Alcántara | - | - | - | - | - | - | - | - | 4 |
| Alonso | - | 2 | 2 | - | 33 | 28 | 29 | 36 | 3 |
| Burns | 36 | 17 | - | - | - | - | - | 2 | 12 |
| Butler | - | - | - | 1 | 23 | 31 | 4 | - | - |
| Canha | - | 4 | - | - | - | 1 | 3 | 1 | - |
| Coghlan | - | 10 | - | - | 2 | 8 | 7 | 12 | 7 |
| Crisp | 79 | 6 | - | - | - | 6 | 2 | 1 | 1 |
| Davis | - | 2 | 1 | 87 | 40 | 6 | 10 | - | - |
| Eibner | - | 1 | - | - | - | 2 | 13 | 9 | 6 |
| Healy | - | - | 10 | 1 | 13 | 15 | 8 | 11 | 14 |
| Ladendorf | - | - | - | - | - | - | - | 2 | 11 |
| Lowrie | 7 | 48 | 8 | 5 | 5 | 9 | 1 | 1 | - |
| Maxwell | - | - | - | - | - | 1 | 6 | 9 | 11 |
| McBride | - | - | - | - | - | - | - | 4 | 8 |
| Muncy | - | 6 | - | - | - | 1 | 5 | 11 | 11 |
| Nuñez | - | - | - | - | - | - | - | 4 | - |
| Olson | - | - | - | - | - | - | - | 3 | 3 |
| Phegley | - | 1 | - | - | - | 6 | 5 | 8 | 3 |
| Pinder | - | - | - | - | - | - | - | 3 | 9 |
| Reddick | - | 1 | 62 | - | - | - | - | - | - |
| Semien | 16 | 24 | 1 | - | 1 | 12 | 51 | 22 | 31 |
| Smolinski | 8 | 13 | - | - | - | 7 | 14 | 21 | 14 |
| Valencia | - | 16 | 27 | 62 | 9 | 10 | - | - | - |
| Vogt | - | 10 | 51 | 6 | 36 | 19 | 1 | 2 | - |
| Wendle | 16 | 1 | - | - | - | - | 3 | - | 4 |

STATS AT THE ALL-STAR BREAK

| PLAYER | AVG | G | AB | R | H | TB | 2B | 3B | HR | RBI | SH | SF | HP | BB | IBB | SO | SB | CS | GI | | | E | SLG | OBP |
|-----------------|-------------|-----------|-------------|------------|----------------|------------|-----------|------------|------------|-----------|-----------|-----------|------------|-----------|------------|-----------|-----------|-----------|-----------|-------------|-------------|------|-----|-----|
| | | | | | | | | | | | | | | | | | | | DP | 1 | 0 | | | |
| Alcantara,A | .250 | 3 | 8 | 0 | 2 | 2 | 0 | 0 | 0 | 0 | 0 | 0 | 0 | 0 | 0 | 4 | 2 | 1 | 0 | 0 | .250 | .250 | | |
| Alonso,Y | .251 | 86 | 267 | 30 | 67 | 93 | 14 | 0 | 4 | 26 | 0 | 2 | 0 | 25 | 0 | 40 | 2 | 1 | 9 | 3 | .348 | .313 | | |
| Burns,B | .234 | 73 | 274 | 32 | 64 | 83 | 11 | 4 | 0 | 12 | 3 | 1 | 4 | 10 | 2 | 30 | 14 | 3 | 3 | 2 | .303 | .270 | | |
| Butler,B | .253 | 60 | 150 | 15 | 38 | 57 | 13 | 0 | 2 | 22 | 0 | 1 | 0 | 12 | 1 | 25 | 0 | 0 | 8 | 2 | .380 | .307 | | |
| Canha,M | .122 | 16 | 41 | 4 | 5 | 14 | 0 | 0 | 3 | 6 | 1 | 1 | 1 | 0 | 0 | 20 | 0 | 1 | 1 | 1 | .341 | .140 | | |
| Coghlan,C | .146 | 51 | 158 | 14 | 23 | 43 | 5 | 0 | 5 | 14 | 0 | 0 | 1 | 13 | 1 | 47 | 1 | 1 | 2 | 1 | .272 | .215 | | |
| Crisp,C | .244 | 73 | 275 | 38 | 67 | 113 | 19 | 3 | 7 | 37 | 2 | 2 | 0 | 25 | 2 | 43 | 5 | 4 | 4 | 1 | .411 | .305 | | |
| Davis,K | .248 | 81 | 306 | 39 | 76 | 146 | 11 | 1 | 19 | 55 | 0 | 4 | 6 | 11 | 0 | 87 | 1 | 1 | 10 | 0 | .477 | .284 | | |
| +Ladendorf, | .083 | 31 | 36 | 5 | 3 | 3 | 0 | 0 | 0 | 1 | 0 | 0 | 0 | 1 | 0 | 10 | 1 | 0 | 3 | 1 | .083 | .108 | | |
| Lambo,A | .000 | 1 | 1 | 0 | 0 | 0 | 0 | 0 | 0 | 0 | 0 | 0 | 0 | 0 | 0 | 0 | 0 | 0 | 0 | 0 | .000 | .000 | | |
| Lowrie,J | .283 | 71 | 272 | 25 | 77 | 95 | 10 | 1 | 2 | 25 | 0 | 3 | 1 | 22 | 0 | 48 | 0 | 0 | 6 | 6 | .349 | .336 | | |
| McBride,M | .222 | 11 | 27 | 3 | 6 | 8 | 2 | 0 | 0 | 2 | 0 | 0 | 0 | 1 | 0 | 5 | 0 | 0 | 0 | 0 | .296 | .250 | | |
| Muncy,M | .257 | 14 | 35 | 3 | 9 | 11 | 2 | 0 | 0 | 2 | 0 | 0 | 0 | 6 | 1 | 3 | 0 | 0 | 0 | 1 | .314 | .366 | | |
| Phegley,J | .256 | 25 | 78 | 11 | 20 | 29 | 6 | 0 | 1 | 10 | 0 | 1 | 2 | 5 | 0 | 13 | 0 | 0 | 4 | 0 | .372 | .314 | | |
| Reddick,J | .295 | 53 | 190 | 24 | 56 | 81 | 8 | 1 | 5 | 20 | 0 | 1 | 0 | 23 | 5 | 25 | 4 | 0 | 6 | 2 | .426 | .369 | | |
| Semien,M | .242 | 89 | 306 | 42 | 74 | 146 | 11 | 2 | 19 | 47 | 0 | 1 | 0 | 29 | 1 | 78 | 5 | 1 | 3 | 9 | .477 | .307 | | |
| Smolinski, | .301 | 36 | 83 | 11 | 25 | 40 | 1 | 1 | 4 | 16 | 0 | 2 | 0 | 5 | 0 | 9 | 1 | 0 | 1 | 0 | .482 | .333 | | |
| Valencia,D | .304 | 67 | 253 | 40 | 77 | 126 | 11 | 1 | 12 | 33 | 0 | 1 | 2 | 19 | 1 | 58 | 0 | 0 | 6 | 13 | .498 | .356 | | |
| Vogt,S | .277 | 72 | 260 | 30 | 72 | 115 | 18 | 2 | 7 | 27 | 0 | 3 | 3 | 15 | 1 | 41 | 0 | 0 | 4 | 5 | .442 | .320 | | |
| PITCHERS | .000 | 89 | 16 | 0 | 0 | 0 | 0 | 0 | 0 | 0 | 2 | 0 | 0 | 0 | 0 | 10 | 0 | 0 | 0 | 9 | .000 | .000 | | |
| OAKLAND | .251 | 89 | 3036 | 366 | 7611205 | 142 | 16 | 90 | 355 | 8 | 23 | 20 | 222 | 15 | 596 | 36 | 13 | 70 | 56 | .397 | .304 | | | |
| OPPONENT | .270 | 89 | 3072 | 435 | 8301335 | 156 | 17 | 105 | 413 | 15 | 28 | 32 | 281 | 17 | 670 | 44 | 13 | 78 | 46 | .435 | .335 | | | |

| PITCHER | W | L | ERA | G | GS | CG | GFSHO | SV | IP | H | R | ER | HR | HB | BB | IBB | SO | WP | BK | AVG | |
|------------------|-----------|-----------|-------------|-----------|-----------|----------|-----------|----------|-----------|--------------|------------|------------|------------|------------|-----------|------------|-----------|------------|-----------|----------|-------------|
| | | | | | | | | | | | | | | | | | | | | | OPP |
| Axford,J | 3 | 2 | 5.09 | 39 | 0 | 0 | 4 | 0 | 1 | 35.1 | 41 | 20 | 20 | 5 | 1 | 13 | 0 | 31 | 2 | 0 | .293 |
| Bassitt,C | 0 | 2 | 6.11 | 5 | 5 | 0 | 0 | 0 | 0 | 28.0 | 35 | 20 | 19 | 5 | 0 | 14 | 0 | 23 | 2 | 0 | .294 |
| +Coulombe, | 1 | 1 | 4.50 | 13 | 0 | 0 | 5 | 0 | 0 | 18.0 | 18 | 9 | 9 | 4 | 0 | 5 | 1 | 15 | 2 | 0 | .265 |
| Doolittle | 2 | 2 | 2.93 | 35 | 0 | 0 | 12 | 0 | 4 | 30.2 | 24 | 10 | 10 | 5 | 0 | 8 | 2 | 35 | 1 | 0 | .218 |
| +Dull,R | 2 | 2 | 2.01 | 40 | 0 | 0 | 3 | 0 | 1 | 44.2 | 24 | 12 | 10 | 5 | 1 | 8 | 2 | 47 | 3 | 0 | .150 |
| Graveman, | 5 | 6 | 4.37 | 17 | 17 | 0 | 0 | 0 | 0 | 94.2 | 104 | 46 | 46 | 12 | 5 | 31 | 1 | 61 | 2 | 0 | .281 |
| Gray,S | 3 | 8 | 5.16 | 16 | 16 | 0 | 0 | 0 | 0 | 90.2 | 99 | 58 | 52 | 12 | 2 | 34 | 0 | 72 | 13 | 0 | .277 |
| Hahn,J | 2 | 4 | 6.49 | 7 | 7 | 0 | 0 | 0 | 0 | 34.2 | 46 | 26 | 25 | 6 | 0 | 15 | 1 | 16 | 1 | 0 | .331 |
| Hendriks, | 0 | 2 | 6.00 | 20 | 0 | 0 | 6 | 0 | 0 | 27.0 | 40 | 20 | 18 | 4 | 1 | 4 | 1 | 27 | 1 | 0 | .351 |
| Hill,R | 9 | 3 | 2.25 | 13 | 13 | 0 | 0 | 0 | 0 | 76.0 | 55 | 22 | 19 | 2 | 8 | 28 | 0 | 90 | 0 | 0 | .201 |
| +Ladendorf | 0 | 0 | 0.00 | 1 | 0 | 0 | 1 | 0 | 0 | 1.0 | 1 | 0 | 0 | 0 | 0 | 1 | 0 | 0 | 0 | 0 | .250 |
| Madson,R | 3 | 3 | 3.62 | 38 | 0 | 0 | 31 | 0 | 17 | 37.1 | 37 | 16 | 15 | 5 | 1 | 13 | 2 | 31 | 1 | 0 | .259 |
| +Manaea,S | 3 | 5 | 5.24 | 12 | 12 | 0 | 0 | 0 | 0 | 67.0 | 73 | 39 | 39 | 10 | 2 | 20 | 1 | 55 | 3 | 0 | .278 |
| +Mengden,D | 1 | 4 | 4.54 | 6 | 6 | 0 | 0 | 0 | 0 | 35.2 | 34 | 19 | 18 | 4 | 3 | 15 | 0 | 37 | 1 | 0 | .250 |
| +Neal,Z | 1 | 1 | 8.04 | 8 | 1 | 0 | 4 | 0 | 1 | 15.2 | 25 | 14 | 14 | 4 | 0 | 0 | 0 | 5 | 1 | 0 | .368 |
| +Overton,D | 1 | 1 | 11.42 | 2 | 2 | 0 | 0 | 0 | 0 | 8.2 | 15 | 11 | 11 | 5 | 0 | 5 | 0 | 4 | 0 | 0 | .366 |
| Phegley,J | 0 | 0 | 0.00 | 1 | 0 | 0 | 1 | 0 | 0 | 0.2 | 0 | 0 | 0 | 0 | 0 | 0 | 0 | 1 | 0 | 0 | .000 |
| Rodriguez | 2 | 0 | 4.20 | 34 | 0 | 0 | 4 | 0 | 0 | 40.2 | 30 | 19 | 19 | 3 | 1 | 17 | 0 | 37 | 2 | 0 | .210 |
| Rzepczyns | 0 | 0 | 3.45 | 41 | 0 | 0 | 10 | 0 | 0 | 28.2 | 30 | 13 | 11 | 1 | 1 | 17 | 4 | 29 | 5 | 0 | .265 |
| +Schuster, | 0 | 0 | 15.43 | 2 | 0 | 0 | 1 | 0 | 0 | 2.1 | 4 | 4 | 4 | 0 | 0 | 1 | 0 | 1 | 0 | 0 | .400 |
| Surkamp,E | 0 | 5 | 6.98 | 9 | 9 | 0 | 0 | 0 | 0 | 38.2 | 55 | 32 | 30 | 8 | 5 | 21 | 2 | 22 | 1 | 0 | .327 |
| +Triggs,A | 0 | 0 | 6.04 | 15 | 1 | 0 | 7 | 0 | 0 | 28.1 | 35 | 20 | 19 | 4 | 1 | 9 | 0 | 29 | 1 | 0 | .299 |
| +Wendelken | 0 | 0 | 19.29 | 2 | 0 | 0 | 0 | 0 | 0 | 2.1 | 5 | 5 | 5 | 1 | 0 | 2 | 0 | 2 | 1 | 0 | .417 |
| OAKLAND | 38 | 51 | 4.73 | 89 | 89 | 0 | 89 | 2 | 24 | 786.2 | 830 | 435 | 413 | 105 | 32 | 281 | 17 | 670 | 43 | 0 | .270 |
| OPPONENTS | 51 | 38 | 3.76 | 89 | 89 | 4 | 85 | 4 | 21 | 793.2 | 761 | 366 | 332 | 90 | 20 | 222 | 15 | 596 | 22 | 4 | .251 |

STATS AFTER THE ALL-STAR BREAK

| PLAYER | AVG | G | AB | R | H | TB | 2B | 3B | HR | RBI | SH | SF | HP | BB | IBB | SO | SB | CS | GI | | | E | SLG | OBP |
|-----------------|-------------|-----------|-------------|------------|------------|-------------|------------|----------|-----------|------------|----------|-----------|-----------|------------|-----------|------------|-----------|-----------|-----------|-----------|-------------|-------------|-----|-----|
| | | | | | | | | | | | | | | | | | | | DP | DP | DP | | | |
| Alcantara,A | .182 | 13 | 11 | 2 | 2 | 3 | 1 | 0 | 0 | 2 | 0 | 0 | 0 | 0 | 0 | 4 | 1 | 2 | 1 | 0 | .273 | .182 | | |
| Alonso,Y | .256 | 70 | 215 | 22 | 55 | 84 | 20 | 0 | 3 | 30 | 0 | 2 | 1 | 20 | 1 | 34 | 1 | 0 | 6 | 2 | .391 | .319 | | |
| Butler,B | .324 | 25 | 71 | 9 | 23 | 32 | 3 | 0 | 2 | 9 | 0 | 1 | 0 | 7 | 0 | 9 | 0 | 0 | 5 | 0 | .451 | .380 | | |
| Crisp,C | .212 | 29 | 118 | 7 | 25 | 44 | 5 | 1 | 4 | 10 | 0 | 0 | 12 | 0 | 22 | 2 | 1 | 2 | 2 | .373 | .285 | | | |
| Davis,K | .245 | 69 | 249 | 46 | 61 | 145 | 13 | 1 | 23 | 47 | 0 | 1 | 2 | 31 | 0 | 79 | 0 | 1 | 9 | 5 | .582 | .332 | | |
| +Eibner,B | .165 | 44 | 109 | 10 | 18 | 33 | 4 | 1 | 3 | 12 | 0 | 1 | 0 | 13 | 0 | 27 | 0 | 2 | 2 | 1 | .303 | .252 | | |
| +Healy,R | .305 | 72 | 269 | 36 | 82 | 141 | 20 | 0 | 13 | 37 | 1 | 0 | 1 | 12 | 1 | 60 | 0 | 0 | 7 | 9 | .524 | .337 | | |
| +Ladendorf, | .083 | 13 | 12 | 1 | 1 | 1 | 0 | 0 | 0 | 0 | 1 | 0 | 0 | 0 | 0 | 3 | 1 | 0 | 0 | 0 | .083 | .083 | | |
| Lowrie,J | .182 | 16 | 66 | 5 | 12 | 14 | 2 | 0 | 0 | 2 | 0 | 1 | 0 | 4 | 0 | 17 | 0 | 0 | 4 | 0 | .212 | .225 | | |
| +Maxwell II | .283 | 33 | 92 | 8 | 26 | 37 | 6 | 1 | 1 | 14 | 0 | 1 | 0 | 8 | 0 | 24 | 0 | 0 | 2 | 1 | .402 | .337 | | |
| McBride,M | .188 | 9 | 16 | 1 | 3 | 4 | 1 | 0 | 0 | 0 | 0 | 0 | 0 | 0 | 0 | 5 | 0 | 0 | 0 | 0 | .250 | .188 | | |
| Muncy,M | .154 | 37 | 78 | 10 | 12 | 18 | 0 | 0 | 2 | 6 | 0 | 0 | 0 | 14 | 0 | 21 | 0 | 0 | 0 | 2 | .231 | .283 | | |
| +Nunez,R | .133 | 9 | 15 | 0 | 2 | 2 | 0 | 0 | 0 | 1 | 0 | 0 | 0 | 0 | 0 | 3 | 0 | 0 | 0 | 0 | .133 | .133 | | |
| +Olson,M | .095 | 11 | 21 | 3 | 2 | 3 | 1 | 0 | 0 | 0 | 0 | 0 | 0 | 7 | 0 | 4 | 0 | 0 | 1 | 0 | .143 | .321 | | |
| +Pinder,C | .235 | 22 | 51 | 4 | 12 | 19 | 4 | 0 | 1 | 4 | 0 | 1 | 0 | 3 | 0 | 14 | 0 | 0 | 1 | 3 | .373 | .273 | | |
| Reddick,J | .302 | 15 | 53 | 9 | 16 | 28 | 3 | 0 | 3 | 8 | 0 | 0 | 0 | 5 | 0 | 9 | 1 | 0 | 1 | 0 | .528 | .362 | | |
| Semien,M | .233 | 70 | 262 | 30 | 61 | 101 | 16 | 0 | 8 | 28 | 1 | 0 | 0 | 22 | 0 | 61 | 5 | 1 | 9 | 12 | .385 | .292 | | |
| Smolinski, | .213 | 63 | 207 | 17 | 44 | 60 | 5 | 1 | 3 | 11 | 1 | 0 | 7 | 14 | 0 | 35 | 0 | 2 | 10 | 1 | .290 | .285 | | |
| Valencia,D | .266 | 63 | 218 | 32 | 58 | 84 | 11 | 0 | 5 | 18 | 0 | 1 | 1 | 22 | 0 | 57 | 1 | 1 | 5 | 1 | .385 | .335 | | |
| Vogt,S | .222 | 65 | 230 | 24 | 51 | 84 | 12 | 0 | 7 | 29 | 0 | 0 | 1 | 20 | 2 | 42 | 0 | 0 | 2 | 2 | .365 | .287 | | |
| +Wendle,J | .260 | 28 | 96 | 11 | 25 | 29 | 1 | 0 | 1 | 11 | 0 | 2 | 0 | 6 | 0 | 16 | 2 | 0 | 3 | 2 | .302 | .298 | | |
| PITCHERS | .000 | 73 | 5 | 0 | 0 | 0 | 0 | 0 | 0 | 0 | 1 | 0 | 0 | 0 | 0 | 3 | 0 | 0 | 0 | 0 | .000 | .000 | | |
| OAKLAND | .240 | 73 | 2464 | 287 | 591 | 966 | 128 | 5 | 79 | 279 | 5 | 11 | 13 | 220 | 4 | 549 | 14 | 10 | 72 | 41 | .392 | .304 | | |
| OPPONENT | .253 | 73 | 2486 | 326 | 629 | 1008 | 121 | 9 | 80 | 313 | 6 | 21 | 18 | 183 | 11 | 518 | 31 | 9 | 47 | 36 | .405 | .306 | | |

| PITCHER | W | L | ERA | G | GS | CG | GFSHO | SV | IP | H | R | ER | HR | HB | BB | IBB | SO | WP | BK | AVG | OPP | | |
|------------------|-----------|-----------|-------------|-----------|-----------|----------|-----------|----------|-----------|--------------|------------|------------|------------|-----------|-----------|------------|-----------|------------|-----------|----------|-------------|-----|--|
| | | | | | | | | | | | | | | | | | | | | | AVG | AVG | |
| +Alcantara,R | 1 | 3 | 7.25 | 5 | 5 | 0 | 0 | 0 | 22.1 | 31 | 18 | 18 | 9 | 4 | 4 | 0 | 14 | 1 | 1 | .333 | | | |
| Axford,J | 3 | 2 | 2.67 | 29 | 0 | 0 | 9 | 0 | 2 | 30.1 | 24 | 10 | 9 | 1 | 2 | 17 | 1 | 29 | 2 | 0 | .214 | | |
| +Cotton,J | 2 | 0 | 2.15 | 5 | 5 | 0 | 0 | 0 | 29.1 | 20 | 10 | 7 | 4 | 0 | 4 | 0 | 23 | 1 | 0 | .185 | | | |
| +Coulombe, | 2 | 0 | 4.55 | 22 | 0 | 0 | 6 | 0 | 0 | 29.2 | 19 | 15 | 2 | 0 | 12 | 1 | 39 | 1 | 0 | .184 | | | |
| Detwiler, | 2 | 4 | 6.14 | 9 | 7 | 0 | 0 | 0 | 0 | 44.0 | 56 | 31 | 30 | 4 | 1 | 15 | 0 | 23 | 3 | 0 | .306 | | |
| Doolittle | 0 | 1 | 4.32 | 9 | 0 | 0 | 1 | 0 | 0 | 8.1 | 9 | 4 | 4 | 1 | 0 | 0 | 10 | 0 | 0 | .273 | | | |
| +Dull,R | 3 | 3 | 3.03 | 30 | 0 | 0 | 6 | 0 | 2 | 29.2 | 26 | 11 | 10 | 5 | 0 | 7 | 2 | 26 | 3 | 0 | .239 | | |
| Graveman, | 5 | 5 | 3.84 | 14 | 14 | 2 | 0 | 1 | 0 | 91.1 | 92 | 41 | 39 | 10 | 2 | 16 | 1 | 47 | 0 | 0 | .261 | | |
| Gray,S | 2 | 3 | 7.52 | 6 | 6 | 0 | 0 | 0 | 0 | 26.1 | 34 | 22 | 22 | 6 | 0 | 8 | 0 | 22 | 2 | 0 | .318 | | |
| Hahn,J | 0 | 0 | 4.63 | 2 | 2 | 0 | 0 | 0 | 0 | 11.2 | 11 | 6 | 6 | 2 | 0 | 4 | 0 | 7 | 1 | 0 | .256 | | |
| Hendriks, | 0 | 2 | 2.15 | 33 | 0 | 0 | 4 | 0 | 0 | 37.2 | 29 | 11 | 9 | 2 | 0 | 10 | 2 | 44 | 2 | 0 | .204 | | |
| Hill,R | 0 | 0 | 0.00 | 1 | 1 | 0 | 0 | 0 | 0 | 0.0 | 0 | 0 | 0 | 0 | 0 | 0 | 0 | 0 | 0 | .000 | | | |
| Madson,R | 3 | 4 | 3.62 | 25 | 0 | 0 | 22 | 0 | 13 | 27.1 | 26 | 11 | 11 | 2 | 1 | 7 | 1 | 18 | 3 | 1 | .255 | | |
| +Manaea,S | 4 | 4 | 2.67 | 13 | 12 | 0 | 0 | 0 | 0 | 77.2 | 62 | 26 | 23 | 10 | 2 | 17 | 0 | 69 | 0 | 0 | .220 | | |
| +Mengden,D | 1 | 5 | 8.42 | 8 | 8 | 0 | 0 | 0 | 0 | 36.1 | 49 | 35 | 34 | 5 | 1 | 18 | 0 | 34 | 4 | 0 | .314 | | |
| +Neal,Z | 1 | 3 | 3.15 | 16 | 5 | 0 | 3 | 0 | 1 | 54.1 | 47 | 21 | 19 | 5 | 1 | 6 | 0 | 22 | 1 | 1 | .230 | | |
| +Overton,D | 0 | 2 | 11.49 | 5 | 3 | 0 | 2 | 0 | 0 | 15.2 | 33 | 20 | 20 | 7 | 1 | 2 | 0 | 13 | 1 | 0 | .429 | | |
| Rzepczyns | 1 | 0 | 1.23 | 15 | 0 | 0 | 5 | 0 | 0 | 7.1 | 8 | 1 | 1 | 0 | 1 | 7 | 2 | 8 | 0 | 0 | .267 | | |
| +Schuster, | 0 | 0 | 8.31 | 3 | 0 | 0 | 2 | 0 | 0 | 4.1 | 5 | 4 | 4 | 0 | 0 | 5 | 0 | 5 | 0 | 0 | .278 | | |
| Smith,C | 0 | 0 | 2.92 | 13 | 0 | 0 | 8 | 0 | 0 | 24.2 | 14 | 9 | 8 | 2 | 0 | 13 | 0 | 29 | 0 | 0 | .165 | | |
| +Triggs,A | 1 | 1 | 2.57 | 9 | 5 | 0 | 0 | 0 | 0 | 28.0 | 21 | 10 | 8 | 1 | 2 | 4 | 1 | 26 | 1 | 0 | .204 | | |
| +Wendelken | 0 | 0 | 7.84 | 6 | 0 | 0 | 3 | 0 | 0 | 10.1 | 13 | 10 | 9 | 2 | 0 | 7 | 0 | 10 | 1 | 0 | .302 | | |
| OAKLAND | 31 | 42 | 4.24 | 73 | 73 | 2 | 71 | 5 | 18 | 646.2 | 629 | 326 | 305 | 80 | 18 | 183 | 11 | 518 | 27 | 3 | .253 | | |
| OPPONENTS | 42 | 31 | 3.71 | 73 | 73 | 0 | 73 | 7 | 24 | 650.2 | 591 | 287 | 268 | 79 | 13 | 220 | 4 | 549 | 21 | 0 | .240 | | |

APRIL STATISTICS

| PLAYER | AVG | G | AB | R | H | TB | 2B | 3B | HR | RBI | SH | SF | HP | BB | IBB | SO | SB | CS | DP | GI | | | E | SLG | OBP |
|-----------------|-------------|-----------|------------|-----------|------------|------------|-----------|----------|-----------|-----------|----------|----------|-----------|-----------|----------|------------|-----------|----------|-----------|-----------|-------------|-------------|---|-----|-----|
| | | | | | | | | | | | | | | | | | | | | DP | E | SLG | | | |
| Alonso,Y | .181 | 23 | 72 | 6 | 13 | 19 | 3 | 0 | 1 | 6 | 0 | 0 | 0 | 4 | 0 | 13 | 0 | 1 | 3 | 1 | .264 | .224 | | | |
| Burns,B | .278 | 20 | 79 | 10 | 22 | 29 | 3 | 2 | 0 | 3 | 1 | 0 | 1 | 4 | 0 | 6 | 7 | 1 | 0 | 1 | .367 | .321 | | | |
| Butler,B | .219 | 13 | 32 | 2 | 7 | 11 | 4 | 0 | 0 | 1 | 0 | 0 | 1 | 0 | 6 | 0 | 0 | 3 | 0 | .344 | .242 | | | | |
| Canha,M | .152 | 12 | 33 | 3 | 5 | 14 | 0 | 0 | 3 | 6 | 1 | 1 | 0 | 0 | 17 | 0 | 1 | 1 | 1 | .424 | .147 | | | | |
| Coghlan,C | .155 | 22 | 71 | 8 | 11 | 25 | 2 | 0 | 4 | 10 | 0 | 0 | 1 | 5 | 0 | 21 | 1 | 0 | 0 | .352 | .221 | | | | |
| Crisp,C | .219 | 20 | 64 | 10 | 14 | 27 | 2 | 1 | 3 | 8 | 0 | 1 | 0 | 9 | 2 | 10 | 4 | 2 | 0 | .422 | .311 | | | | |
| Davis,K | .221 | 23 | 86 | 6 | 19 | 32 | 2 | 1 | 3 | 9 | 0 | 0 | 2 | 3 | 0 | 26 | 0 | 0 | 2 | .372 | .264 | | | | |
| +Ladendorf, | .000 | 2 | 2 | 1 | 0 | 0 | 0 | 0 | 0 | 0 | 0 | 0 | 0 | 0 | 0 | 1 | 0 | 0 | 1 | .000 | .000 | | | | |
| Lambo,A | .000 | 1 | 1 | 0 | 0 | 0 | 0 | 0 | 0 | 0 | 0 | 0 | 0 | 0 | 0 | 0 | 0 | 0 | 0 | .000 | .000 | | | | |
| Lowrie,J | .314 | 24 | 86 | 8 | 27 | 31 | 4 | 0 | 0 | 13 | 0 | 2 | 0 | 7 | 0 | 13 | 0 | 0 | 2 | .360 | .358 | | | | |
| Phegley,J | .360 | 8 | 25 | 3 | 9 | 11 | 2 | 0 | 0 | 1 | 0 | 0 | 2 | 0 | 4 | 0 | 0 | 0 | 0 | .440 | .407 | | | | |
| Reddick,J | .261 | 24 | 88 | 9 | 23 | 39 | 4 | 0 | 4 | 12 | 0 | 1 | 0 | 10 | 3 | 16 | 2 | 0 | 1 | .443 | .333 | | | | |
| Semien,M | .205 | 25 | 78 | 9 | 16 | 35 | 1 | 0 | 6 | 10 | 0 | 1 | 0 | 9 | 0 | 20 | 1 | 0 | 1 | .249 | .284 | | | | |
| Valencia,D | .294 | 14 | 51 | 5 | 15 | 18 | 1 | 1 | 0 | 2 | 0 | 0 | 4 | 0 | 9 | 0 | 0 | 3 | 4 | .353 | .345 | | | | |
| Vogt,S | .253 | 21 | 75 | 10 | 19 | 34 | 6 | 0 | 3 | 6 | 0 | 1 | 1 | 4 | 0 | 13 | 0 | 0 | 0 | .453 | .296 | | | | |
| Axford,J | .000 | 11 | 0 | 0 | 0 | 0 | 0 | 0 | 0 | 0 | 0 | 0 | 0 | 0 | 0 | 0 | 0 | 0 | 0 | .000 | .000 | | | | |
| Bassitt,C | .000 | 5 | 0 | 0 | 0 | 0 | 0 | 0 | 0 | 0 | 0 | 0 | 0 | 0 | 0 | 0 | 0 | 0 | 0 | .000 | .000 | | | | |
| Doolittle, | .000 | 13 | 0 | 0 | 0 | 0 | 0 | 0 | 0 | 0 | 0 | 0 | 0 | 0 | 0 | 0 | 0 | 0 | 0 | .000 | .000 | | | | |
| +Dull,R | .000 | 12 | 0 | 0 | 0 | 0 | 0 | 0 | 0 | 0 | 0 | 0 | 0 | 0 | 0 | 0 | 0 | 0 | 0 | .000 | .000 | | | | |
| Graveman,K | .000 | 4 | 1 | 0 | 0 | 0 | 0 | 0 | 0 | 0 | 0 | 0 | 0 | 0 | 1 | 0 | 0 | 0 | 0 | .000 | .000 | | | | |
| Gray,S | .000 | 5 | 0 | 0 | 0 | 0 | 0 | 0 | 0 | 0 | 0 | 0 | 0 | 0 | 0 | 0 | 0 | 0 | 0 | .000 | .000 | | | | |
| Hahn,J | .000 | 1 | 0 | 0 | 0 | 0 | 0 | 0 | 0 | 0 | 0 | 0 | 0 | 0 | 0 | 0 | 0 | 0 | 0 | .000 | .000 | | | | |
| Hendriks,L | .000 | 8 | 0 | 0 | 0 | 0 | 0 | 0 | 0 | 0 | 0 | 0 | 0 | 0 | 0 | 0 | 0 | 0 | 0 | .000 | .000 | | | | |
| Hill,R | .000 | 5 | 0 | 0 | 0 | 0 | 0 | 0 | 0 | 0 | 0 | 0 | 0 | 0 | 0 | 0 | 0 | 0 | 0 | .000 | .000 | | | | |
| Madson,R | .000 | 13 | 0 | 0 | 0 | 0 | 0 | 0 | 0 | 0 | 0 | 0 | 0 | 0 | 0 | 0 | 0 | 0 | 0 | .000 | .000 | | | | |
| +Manaea,S | .000 | 1 | 0 | 0 | 0 | 0 | 0 | 0 | 0 | 0 | 0 | 0 | 0 | 0 | 0 | 0 | 0 | 0 | 0 | .000 | .000 | | | | |
| Rodriguez, | .000 | 10 | 0 | 0 | 0 | 0 | 0 | 0 | 0 | 0 | 0 | 0 | 0 | 0 | 0 | 0 | 0 | 0 | 0 | .000 | .000 | | | | |
| Rzepczynsk | .000 | 11 | 0 | 0 | 0 | 0 | 0 | 0 | 0 | 0 | 0 | 0 | 0 | 0 | 0 | 0 | 0 | 0 | 0 | .000 | .000 | | | | |
| Surkamp,E | .000 | 4 | 0 | 0 | 0 | 0 | 0 | 0 | 0 | 0 | 0 | 0 | 0 | 0 | 0 | 0 | 0 | 0 | 0 | .000 | .000 | | | | |
| +Triggs,A | .000 | 1 | 0 | 0 | 0 | 0 | 0 | 0 | 0 | 0 | 0 | 0 | 0 | 0 | 0 | 0 | 0 | 0 | 0 | .000 | .000 | | | | |
| PITCHERS | .000 | 25 | 1 | 0 | 0 | 0 | 0 | 0 | 0 | 0 | 0 | 0 | 0 | 0 | 1 | 0 | 0 | 0 | 4 | .000 | .000 | | | | |
| OAKLAND | .237 | 25 | 844 | 90 | 200 | 325 | 34 | 5 | 27 | 87 | 2 | 7 | 5 | 62 | 5 | 176 | 15 | 5 | 17 | 19 | .385 | .291 | | | |
| OPPONENT | .247 | 25 | 846 | 98 | 209 | 326 | 39 | 3 | 24 | 91 | 0 | 8 | 10 | 80 | 3 | 198 | 11 | 8 | 27 | 14 | .385 | .317 | | | |

| PITCHER | W | L | ERA | G | GS | CG | GFSHO | SV | IP | H | R | ER | HR | HB | BB | IBB | SO | WP | BK | AVG | |
|------------------|-----------|-----------|-------------|-----------|-----------|----------|-----------|----------|-----------|--------------|------------|-----------|-----------|-----------|-----------|-----------|----------|------------|-----------|----------|-------------|
| | | | | | | | | | | | | | | | | | | | | | AVG |
| Axford,J | 2 | 0 | 0.73 | 11 | 0 | 0 | 1 | 0 | 12.1 | 10 | 1 | 1 | 0 | 0 | 0 | 0 | 6 | 1 | 0 | .222 | |
| Bassitt,C | 0 | 2 | 6.11 | 5 | 5 | 0 | 0 | 0 | 28.0 | 35 | 20 | 19 | 5 | 0 | 14 | 0 | 23 | 2 | 0 | .294 | |
| Doolittle | 1 | 2 | 3.38 | 13 | 0 | 0 | 5 | 0 | 2 | 10.2 | 11 | 4 | 4 | 3 | 0 | 4 | 10 | 0 | 0 | .262 | |
| +Dull,R | 0 | 0 | 1.93 | 12 | 0 | 0 | 1 | 0 | 0 | 14.0 | 5 | 4 | 3 | 1 | 1 | 2 | 1 | 14 | 1 | .106 | |
| Graveman, | 1 | 2 | 4.03 | 4 | 4 | 0 | 0 | 0 | 22.1 | 20 | 10 | 10 | 5 | 0 | 7 | 0 | 19 | 0 | 0 | .230 | |
| Gray,S | 3 | 2 | 3.81 | 5 | 5 | 0 | 0 | 0 | 28.1 | 24 | 13 | 12 | 3 | 1 | 15 | 0 | 26 | 2 | 0 | .233 | |
| Hahn,J | 1 | 0 | 0.00 | 1 | 1 | 0 | 0 | 0 | 6.2 | 3 | 0 | 0 | 0 | 0 | 2 | 0 | 4 | 0 | 0 | .143 | |
| Hendriks, | 0 | 0 | 9.26 | 8 | 0 | 0 | 2 | 0 | 0 | 11.2 | 23 | 13 | 12 | 2 | 1 | 0 | 0 | 14 | 1 | .434 | |
| Hill,R | 3 | 2 | 2.42 | 5 | 5 | 0 | 0 | 0 | 26.0 | 24 | 10 | 7 | 1 | 4 | 9 | 0 | 37 | 0 | 0 | .247 | |
| Madson,R | 1 | 0 | 1.42 | 13 | 0 | 0 | 10 | 0 | 8 | 12.2 | 9 | 3 | 2 | 0 | 0 | 3 | 10 | 0 | 0 | .200 | |
| +Manaea,S | 0 | 0 | 7.20 | 1 | 1 | 0 | 0 | 0 | 5.0 | 4 | 4 | 4 | 1 | 1 | 4 | 0 | 3 | 0 | 0 | .235 | |
| Rodriguez | 1 | 0 | 1.20 | 10 | 0 | 0 | 1 | 0 | 0 | 15.0 | 9 | 2 | 2 | 0 | 0 | 5 | 14 | 1 | 0 | .176 | |
| Rzepczyns | 0 | 0 | 0.90 | 11 | 0 | 0 | 4 | 0 | 0 | 10.0 | 7 | 2 | 1 | 0 | 0 | 3 | 0 | 8 | 3 | .206 | |
| Surkamp,E | 0 | 2 | 5.59 | 4 | 4 | 0 | 0 | 0 | 0 | 19.1 | 25 | 12 | 12 | 3 | 2 | 12 | 2 | 9 | 1 | .305 | |
| +Triggs,A | 0 | 0 | 0.00 | 1 | 0 | 0 | 1 | 0 | 0 | 1.0 | 0 | 0 | 0 | 0 | 0 | 0 | 1 | 0 | 0 | .000 | |
| OAKLAND | 13 | 12 | 3.59 | 25 | 25 | 0 | 25 | 1 | 10 | 223.0 | 209 | 98 | 89 | 24 | 10 | 80 | 3 | 198 | 12 | 0 | .247 |
| OPPONENTS | 12 | 13 | 3.43 | 25 | 25 | 0 | 25 | 0 | 7 | 223.1 | 200 | 90 | 85 | 27 | 5 | 62 | 5 | 176 | 7 | 0 | .237 |

MAY STATISTICS

| PLAYER | AVG | G | AB | R | H | TB | 2B | 3B | HR | RBI | SH | SF | HP | BB | IBB | SO | SB | CS | GI | | | E | SLG | OBP |
|-----------------|-------------|-----------|------------|------------|------------|------------|-----------|----------|-----------|------------|----------|----------|-----------|-----------|----------|------------|-----------|----------|-----------|-----------|-------------|-------------|------|------|
| | | | | | | | | | | | | | | | | | | | DP | DP | DP | | | |
| Alonso,Y | .235 | 27 | 81 | 11 | 19 | 24 | 5 | 0 | 0 | 4 | 0 | 0 | 0 | 9 | 0 | 14 | 1 | 0 | 1 | 0 | 1 | 2 | .296 | .311 |
| Burns,B | .245 | 27 | 106 | 15 | 26 | 32 | 2 | 2 | 0 | 2 | 0 | 0 | 2 | 4 | 1 | 15 | 5 | 2 | 2 | 2 | 1 | .302 | .286 | |
| Butler,B | .222 | 19 | 45 | 2 | 10 | 14 | 1 | 0 | 1 | 10 | 0 | 0 | 0 | 2 | 0 | 6 | 0 | 0 | 2 | 2 | .311 | .255 | | |
| Canha,M | .000 | 4 | 8 | 1 | 0 | 0 | 0 | 0 | 0 | 0 | 0 | 0 | 1 | 0 | 0 | 3 | 0 | 0 | 0 | 0 | .000 | .111 | | |
| Coghlan,C | .159 | 24 | 69 | 6 | 11 | 16 | 2 | 0 | 1 | 2 | 0 | 0 | 0 | 7 | 1 | 18 | 0 | 1 | 2 | 1 | .232 | .237 | | |
| Crisp,C | .258 | 23 | 97 | 11 | 25 | 41 | 10 | 0 | 2 | 13 | 1 | 1 | 0 | 4 | 0 | 14 | 1 | 2 | 0 | 0 | .423 | .284 | | |
| Davis,K | .260 | 27 | 100 | 16 | 26 | 64 | 5 | 0 | 11 | 26 | 0 | 3 | 1 | 3 | 0 | 25 | 1 | 0 | 3 | 0 | .640 | .280 | | |
| +Ladendorf, | .056 | 18 | 18 | 1 | 1 | 1 | 0 | 0 | 0 | 1 | 0 | 0 | 0 | 1 | 0 | 6 | 1 | 0 | 2 | 1 | .056 | .105 | | |
| Lowrie,J | .302 | 14 | 53 | 5 | 16 | 19 | 1 | 1 | 0 | 5 | 0 | 0 | 1 | 2 | 0 | 13 | 0 | 0 | 0 | 1 | .358 | .339 | | |
| McBride,M | .222 | 8 | 18 | 1 | 4 | 5 | 1 | 0 | 0 | 1 | 0 | 0 | 0 | 1 | 0 | 4 | 0 | 0 | 0 | 0 | .278 | .263 | | |
| Muncy,M | .400 | 2 | 5 | 0 | 2 | 2 | 0 | 0 | 0 | 0 | 0 | 0 | 0 | 1 | 0 | 1 | 0 | 0 | 0 | 1 | .400 | .500 | | |
| Phegley,J | .250 | 5 | 16 | 3 | 4 | 5 | 1 | 0 | 0 | 2 | 0 | 0 | 0 | 0 | 0 | 3 | 0 | 0 | 1 | 0 | .313 | .250 | | |
| Reddick,J | .414 | 17 | 58 | 12 | 24 | 29 | 2 | 0 | 1 | 6 | 0 | 0 | 0 | 8 | 2 | 6 | 2 | 0 | 3 | 2 | .500 | .485 | | |
| Semien,M | .247 | 28 | 93 | 11 | 23 | 40 | 5 | 0 | 4 | 14 | 0 | 0 | 0 | 11 | 1 | 25 | 1 | 1 | 0 | 2 | .430 | .327 | | |
| Smolinski, | .217 | 10 | 23 | 3 | 5 | 8 | 1 | 1 | 0 | 5 | 0 | 2 | 0 | 0 | 0 | 6 | 0 | 0 | 0 | 0 | .348 | .200 | | |
| Valencia,D | .359 | 21 | 78 | 18 | 28 | 54 | 2 | 0 | 8 | 19 | 0 | 1 | 0 | 4 | 1 | 14 | 0 | 0 | 2 | 3 | .692 | .386 | | |
| Vogt,S | .281 | 24 | 89 | 7 | 25 | 32 | 4 | 0 | 1 | 8 | 0 | 1 | 2 | 2 | 0 | 19 | 0 | 0 | 2 | 3 | .360 | .309 | | |
| Axford,J | .000 | 10 | 0 | 0 | 0 | 0 | 0 | 0 | 0 | 0 | 0 | 0 | 0 | 0 | 0 | 0 | 0 | 0 | 0 | 0 | .000 | .000 | | |
| +Coulombe,D | .000 | 3 | 0 | 0 | 0 | 0 | 0 | 0 | 0 | 0 | 0 | 0 | 0 | 0 | 0 | 0 | 0 | 0 | 0 | 0 | .000 | .000 | | |
| Doolittle, | .000 | 12 | 0 | 0 | 0 | 0 | 0 | 0 | 0 | 0 | 0 | 0 | 0 | 0 | 0 | 0 | 0 | 0 | 0 | 0 | .000 | .000 | | |
| +Dull,R | .000 | 11 | 0 | 0 | 0 | 0 | 0 | 0 | 0 | 0 | 0 | 0 | 0 | 0 | 0 | 0 | 0 | 0 | 0 | 0 | .000 | .000 | | |
| Graveman,K | .000 | 6 | 0 | 0 | 0 | 0 | 0 | 0 | 0 | 0 | 0 | 0 | 0 | 0 | 0 | 0 | 0 | 0 | 0 | 0 | .000 | .000 | | |
| Gray,S | .000 | 4 | 0 | 0 | 0 | 0 | 0 | 0 | 0 | 0 | 0 | 0 | 0 | 0 | 0 | 0 | 0 | 0 | 0 | 0 | .000 | .000 | | |
| Hahn,J | .000 | 4 | 0 | 0 | 0 | 0 | 0 | 0 | 0 | 0 | 0 | 0 | 0 | 0 | 0 | 0 | 0 | 0 | 0 | 0 | .000 | .000 | | |
| Hendriks,L | .000 | 3 | 0 | 0 | 0 | 0 | 0 | 0 | 0 | 0 | 0 | 0 | 0 | 0 | 0 | 0 | 0 | 0 | 0 | 0 | .000 | .000 | | |
| Hill,R | .000 | 6 | 0 | 0 | 0 | 0 | 0 | 0 | 0 | 0 | 0 | 0 | 0 | 0 | 0 | 0 | 0 | 0 | 0 | 0 | .000 | .000 | | |
| Madson,R | .000 | 10 | 0 | 0 | 0 | 0 | 0 | 0 | 0 | 0 | 0 | 0 | 0 | 0 | 0 | 0 | 0 | 0 | 0 | 0 | .000 | .000 | | |
| +Manaea,S | .000 | 5 | 0 | 0 | 0 | 0 | 0 | 0 | 0 | 0 | 0 | 0 | 0 | 0 | 0 | 0 | 0 | 0 | 0 | 0 | .000 | .000 | | |
| +Neal,Z | .000 | 3 | 0 | 0 | 0 | 0 | 0 | 0 | 0 | 0 | 0 | 0 | 0 | 0 | 0 | 0 | 0 | 0 | 0 | 0 | .000 | .000 | | |
| Phegley,J | .000 | 1 | 0 | 0 | 0 | 0 | 0 | 0 | 0 | 0 | 0 | 0 | 0 | 0 | 0 | 0 | 0 | 0 | 0 | 0 | .000 | .000 | | |
| Rodriguez, | .000 | 11 | 0 | 0 | 0 | 0 | 0 | 0 | 0 | 0 | 0 | 0 | 0 | 0 | 0 | 0 | 0 | 0 | 0 | 0 | .000 | .000 | | |
| Rzepczynsk | .000 | 14 | 0 | 0 | 0 | 0 | 0 | 0 | 0 | 0 | 0 | 0 | 0 | 0 | 0 | 0 | 0 | 0 | 0 | 0 | .000 | .000 | | |
| Surkamp,E | .000 | 2 | 0 | 0 | 0 | 0 | 0 | 0 | 0 | 0 | 0 | 0 | 0 | 0 | 0 | 0 | 0 | 0 | 0 | 0 | .000 | .000 | | |
| +Triggs,A | .000 | 8 | 0 | 0 | 0 | 0 | 0 | 0 | 0 | 0 | 0 | 0 | 0 | 0 | 0 | 0 | 0 | 0 | 0 | 0 | .000 | .000 | | |
| +Wendelken, | .000 | 2 | 0 | 0 | 0 | 0 | 0 | 0 | 0 | 0 | 0 | 0 | 0 | 0 | 0 | 0 | 0 | 0 | 0 | 0 | .000 | .000 | | |
| PITCHERS | .000 | 28 | 0 | 0 | 0 | 0 | 0 | 0 | 0 | 0 | 0 | 0 | 0 | 0 | 0 | 0 | 0 | 0 | 0 | 0 | .000 | .000 | | |
| OAKLAND | .260 | 28 | 957 | 123 | 249 | 386 | 42 | 4 | 29 | 118 | 1 | 8 | 7 | 59 | 6 | 192 | 12 | 6 | 20 | 19 | .403 | .306 | | |
| OPPONENT | .286 | 28 | 979 | 161 | 280 | 471 | 59 | 6 | 40 | 154 | 4 | 7 | 11 | 88 | 5 | 204 | 13 | 3 | 22 | 13 | .481 | .349 | | |

| PITCHER | W | L | ERA | G | GS | CG | GFSHO | SV | IP | H | R | ER | HR | HB | BB | IBB | SO | WP | BK | AVG | OPP |
|------------------|-----------|-----------|-------------|-----------|-----------|----------|-----------|----------|----------|--------------|------------|------------|------------|-----------|-----------|-----------|----------|------------|-----------|----------|-------------|
| | | | | | | | | | | | | | | | | | | | | | AVG |
| Axford,J | 1 | 1 | 7.56 | 10 | 0 | 0 | 1 | 0 | 1 | 8.1 | 14 | 7 | 7 | 3 | 1 | 4 | 0 | 8 | 0 | 0 | .368 |
| +Coulombe, | 0 | 0 | 4.76 | 3 | 0 | 0 | 1 | 0 | 0 | 5.2 | 3 | 3 | 3 | 1 | 0 | 2 | 0 | 5 | 1 | 0 | .150 |
| Doolittle | 0 | 0 | 2.45 | 12 | 0 | 0 | 4 | 0 | 1 | 11.0 | 4 | 3 | 3 | 0 | 0 | 2 | 0 | 16 | 1 | 0 | .114 |
| +Dull,R | 1 | 0 | 3.95 | 11 | 0 | 0 | 0 | 0 | 0 | 13.2 | 13 | 6 | 6 | 3 | 0 | 4 | 1 | 14 | 0 | 0 | .241 |
| Graveman, | 1 | 4 | 5.87 | 6 | 6 | 0 | 0 | 0 | 0 | 30.2 | 42 | 20 | 20 | 5 | 2 | 15 | 1 | 22 | 1 | 0 | .341 |
| Gray,S | 0 | 3 | 9.61 | 4 | 4 | 0 | 0 | 0 | 0 | 19.2 | 31 | 25 | 21 | 5 | 0 | 9 | 0 | 15 | 7 | 0 | .344 |
| Hahn,J | 1 | 2 | 5.32 | 4 | 4 | 0 | 0 | 0 | 0 | 23.2 | 29 | 15 | 14 | 6 | 0 | 9 | 0 | 10 | 1 | 0 | .309 |
| Hendriks, | 0 | 0 | 5.79 | 3 | 0 | 0 | 1 | 0 | 0 | 4.2 | 5 | 3 | 3 | 0 | 0 | 1 | 0 | 5 | 0 | 0 | .278 |
| Hill,R | 5 | 1 | 2.13 | 6 | 6 | 0 | 0 | 0 | 0 | 38.0 | 24 | 9 | 9 | 1 | 3 | 15 | 0 | 37 | 0 | 0 | .178 |
| Madson,R | 1 | 1 | 3.72 | 10 | 0 | 0 | 9 | 0 | 4 | 9.2 | 11 | 4 | 4 | 2 | 1 | 4 | 1 | 7 | 0 | 0 | .289 |
| +Manaea,S | 1 | 3 | 7.00 | 5 | 5 | 0 | 0 | 0 | 0 | 27.0 | 36 | 21 | 21 | 4 | 0 | 6 | 1 | 18 | 1 | 0 | .321 |
| +Neal,Z | 0 | 1 | 11.25 | 3 | 1 | 0 | 2 | 0 | 0 | 8.0 | 12 | 10 | 10 | 3 | 0 | 0 | 0 | 3 | 1 | 0 | .343 |
| Phegley,J | 0 | 0 | 0.00 | 1 | 0 | 0 | 1 | 0 | 0 | 0.2 | 0 | 0 | 0 | 0 | 0 | 0 | 1 | 0 | 0 | 0 | .000 |
| Rodriguez | 0 | 0 | 3.55 | 11 | 0 | 0 | 2 | 0 | 0 | 12.2 | 10 | 5 | 5 | 2 | 0 | 4 | 0 | 14 | 0 | 0 | .213 |
| Rzepczynsk | 0 | 0 | 6.23 | 14 | 0 | 0 | 2 | 0 | 0 | 8.2 | 12 | 6 | 6 | 1 | 0 | 4 | 1 | 11 | 0 | 0 | .316 |
| Surkamp,E | 0 | 1 | 8.59 | 2 | 2 | 0 | 0 | 0 | 0 | 7.1 | 12 | 7 | 7 | 1 | 3 | 3 | 0 | 5 | 0 | 0 | .364 |
| +Triggs,A | 0 | 0 | 7.62 | 8 | 0 | 0 | 5 | 0 | 0 | 13.0 | 17 | 12 | 11 | 2 | 1 | 4 | 0 | 11 | 0 | 0 | .309 |
| +Wendelken | 0 | 0 | 19.29 | 2 | 0 | 0 | 0 | 0 | 0 | 2.1 | 5 | 5 | 5 | 1 | 0 | 2 | 0 | 2 | 1 | 0 | .417 |
| OAKLAND | 11 | 17 | 5.70 | 28 | 28 | 0 | 28 | 1 | 6 | 244.2 | 280 | 161 | 155 | 40 | 11 | 88 | 5 | 204 | 14 | 0 | .286 |
| OPPONENTS | 17 | 11 | 3.96 | 28 | 28 | 1 | 27 | 1 | 6 | 245.2 | 249 | 123 | 108 | 29 | 7 | 59 | 6 | 192 | 7 | 2 | .260 |

JUNE STATISTICS

| PLAYER | AVG | G | AB | R | H | TB | 2B | 3B | HR | RBI | SH | SF | HP | BB | IBB | SO | SB | CS | GI | | E | SLG | OBP |
|-------------|------|----|----|----|----|----|----|----|----|-----|----|----|----|----|-----|----|----|----|----|----|------|------|-----|
| | | | | | | | | | | | | | | | | | | | DP | DP | | | |
| Alcantara,A | .250 | 3 | 8 | 0 | 2 | 2 | 0 | 0 | 0 | 0 | 0 | 0 | 0 | 0 | 0 | 4 | 2 | 1 | 0 | 0 | .250 | .250 | |
| Alonso,Y | .322 | 26 | 87 | 10 | 28 | 39 | 5 | 0 | 2 | 12 | 0 | 2 | 0 | 8 | 0 | 8 | 1 | 0 | 4 | 1 | .448 | .371 | |
| Burns,B | .184 | 21 | 76 | 6 | 14 | 20 | 6 | 0 | 0 | 7 | 2 | 1 | 1 | 1 | 1 | 7 | 1 | 0 | 1 | 0 | .263 | .203 | |
| Butler,B | .294 | 20 | 51 | 8 | 15 | 23 | 5 | 0 | 1 | 9 | 0 | 1 | 0 | 5 | 1 | 11 | 0 | 0 | 1 | 0 | .451 | .351 | |
| Coghlan,C | .056 | 5 | 18 | 0 | 1 | 2 | 1 | 0 | 0 | 2 | 0 | 0 | 0 | 1 | 0 | 8 | 0 | 0 | 0 | 0 | .111 | .105 | |
| Crisp,C | .250 | 23 | 84 | 16 | 21 | 37 | 6 | 2 | 2 | 13 | 0 | 0 | 0 | 11 | 0 | 13 | 0 | 0 | 3 | 1 | .440 | .337 | |
| Davis,K | .278 | 21 | 79 | 14 | 22 | 39 | 2 | 0 | 5 | 18 | 0 | 1 | 3 | 4 | 0 | 22 | 0 | 1 | 5 | 0 | .494 | .333 | |
| +Ladendorf, | .200 | 5 | 5 | 2 | 1 | 1 | 0 | 0 | 0 | 0 | 0 | 0 | 0 | 0 | 0 | 1 | 0 | 0 | 0 | 0 | .200 | .200 | |
| Lowrie,J | .268 | 24 | 97 | 9 | 26 | 35 | 3 | 0 | 2 | 5 | 0 | 0 | 0 | 11 | 0 | 14 | 0 | 0 | 3 | 0 | .361 | .343 | |
| Muncy,M | .233 | 12 | 30 | 3 | 7 | 9 | 2 | 0 | 0 | 2 | 0 | 0 | 0 | 5 | 1 | 2 | 0 | 0 | 0 | 0 | .300 | .343 | |
| Phegley,J | .212 | 11 | 33 | 5 | 7 | 13 | 3 | 0 | 1 | 7 | 0 | 1 | 2 | 3 | 0 | 5 | 0 | 0 | 3 | 0 | .394 | .308 | |
| Reddick,J | .111 | 2 | 9 | 0 | 1 | 1 | 0 | 0 | 0 | 0 | 0 | 0 | 0 | 1 | 0 | 1 | 0 | 0 | 0 | 0 | .111 | .200 | |
| Semien,M | .273 | 26 | 99 | 19 | 27 | 50 | 3 | 1 | 6 | 17 | 0 | 0 | 0 | 6 | 0 | 20 | 3 | 0 | 1 | 4 | .505 | .314 | |
| Smolinski, | .400 | 19 | 40 | 8 | 16 | 28 | 0 | 0 | 4 | 11 | 0 | 0 | 0 | 3 | 0 | 2 | 0 | 0 | 0 | 0 | .700 | .442 | |
| Valencia,D | .312 | 24 | 93 | 13 | 29 | 45 | 7 | 0 | 3 | 9 | 0 | 0 | 2 | 8 | 0 | 24 | 0 | 0 | 1 | 4 | .484 | .379 | |
| Vogt,S | .278 | 20 | 72 | 9 | 20 | 35 | 7 | 1 | 2 | 9 | 0 | 1 | 0 | 7 | 0 | 7 | 0 | 0 | 1 | 1 | .486 | .338 | |

| | | | | | | | | | | | | | | | | | | | | | | |
|-----------------|-------------|-----------|------------|------------|------------|------------|-----------|----------|-----------|------------|----------|-----------|----------|-----------|----------|------------|----------|----------|-----------|-----------|-------------|-------------|
| Axford,J | .000 | 13 | 0 | 0 | 0 | 0 | 0 | 0 | 0 | 0 | 0 | 0 | 0 | 0 | 0 | 0 | 0 | 0 | 0 | 0 | .000 | .000 |
| +Coulombe,D | .000 | 8 | 0 | 0 | 0 | 0 | 0 | 0 | 0 | 0 | 0 | 0 | 0 | 0 | 0 | 0 | 0 | 0 | 0 | 0 | .000 | .000 |
| Doolittle, | .000 | 10 | 0 | 0 | 0 | 0 | 0 | 0 | 0 | 0 | 0 | 0 | 0 | 0 | 0 | 0 | 0 | 0 | 0 | 0 | .000 | .000 |
| +Dull,R | .000 | 13 | 0 | 0 | 0 | 0 | 0 | 0 | 0 | 0 | 0 | 0 | 0 | 0 | 0 | 0 | 0 | 0 | 0 | 1 | .000 | .000 |
| Graveman,K | .000 | 5 | 3 | 0 | 0 | 0 | 0 | 0 | 0 | 0 | 1 | 0 | 0 | 0 | 0 | 2 | 0 | 0 | 0 | 0 | .000 | .000 |
| Gray,S | .000 | 5 | 2 | 0 | 0 | 0 | 0 | 0 | 0 | 1 | 0 | 0 | 0 | 0 | 0 | 1 | 0 | 0 | 0 | 1 | .000 | .000 |
| Hahn,J | .000 | 2 | 1 | 0 | 0 | 0 | 0 | 0 | 0 | 0 | 0 | 0 | 0 | 0 | 0 | 1 | 0 | 0 | 0 | 0 | .000 | .000 |
| Hendriks,L | .000 | 5 | 0 | 0 | 0 | 0 | 0 | 0 | 0 | 0 | 0 | 0 | 0 | 0 | 0 | 0 | 0 | 0 | 0 | 0 | .000 | .000 |
| +Ladendorf, | .000 | 1 | 0 | 0 | 0 | 0 | 0 | 0 | 0 | 0 | 0 | 0 | 0 | 0 | 0 | 0 | 0 | 0 | 0 | 0 | .000 | .000 |
| Madson,R | .000 | 10 | 1 | 0 | 0 | 0 | 0 | 0 | 0 | 0 | 0 | 0 | 0 | 0 | 0 | 1 | 0 | 0 | 0 | 0 | .000 | .000 |
| +Manaea,S | .000 | 4 | 2 | 0 | 0 | 0 | 0 | 0 | 0 | 0 | 0 | 0 | 0 | 0 | 0 | 1 | 0 | 0 | 0 | 1 | .000 | .000 |
| +Mengden,D | .000 | 4 | 6 | 0 | 0 | 0 | 0 | 0 | 0 | 0 | 0 | 0 | 0 | 0 | 0 | 3 | 0 | 0 | 0 | 0 | .000 | .000 |
| +Neal,Z | .000 | 5 | 0 | 0 | 0 | 0 | 0 | 0 | 0 | 0 | 0 | 0 | 0 | 0 | 0 | 0 | 0 | 0 | 0 | 0 | .000 | .000 |
| +Overton,D | .000 | 2 | 0 | 0 | 0 | 0 | 0 | 0 | 0 | 0 | 0 | 0 | 0 | 0 | 0 | 0 | 0 | 0 | 0 | 0 | .000 | .000 |
| Rodriguez, | .000 | 12 | 0 | 0 | 0 | 0 | 0 | 0 | 0 | 0 | 0 | 0 | 0 | 0 | 0 | 0 | 0 | 0 | 0 | 0 | .000 | .000 |
| Rzepczynsk | .000 | 13 | 0 | 0 | 0 | 0 | 0 | 0 | 0 | 0 | 0 | 0 | 0 | 0 | 0 | 0 | 0 | 0 | 0 | 1 | .000 | .000 |
| Surkamp,E | .000 | 3 | 0 | 0 | 0 | 0 | 0 | 0 | 0 | 0 | 0 | 0 | 0 | 0 | 0 | 0 | 0 | 0 | 0 | 1 | .000 | .000 |
| +Triggs,A | .000 | 3 | 0 | 0 | 0 | 0 | 0 | 0 | 0 | 0 | 0 | 0 | 0 | 0 | 0 | 0 | 0 | 0 | 0 | 0 | .000 | .000 |
| PITCHERS | .000 | 26 | 15 | 0 | 0 | 0 | 0 | 0 | 0 | 2 | 0 | 0 | 0 | 0 | 0 | 9 | 0 | 0 | 0 | 5 | .000 | .000 |
| OAKLAND | .265 | 26 | 896 | 122 | 237 | 379 | 50 | 4 | 28 | 121 | 4 | 7 | 8 | 74 | 3 | 158 | 7 | 2 | 23 | 16 | .423 | .324 |
| OPPONENT | .284 | 26 | 907 | 128 | 258 | 410 | 42 | 4 | 34 | 122 | 7 | 11 | 7 | 81 | 5 | 186 | 8 | 3 | 24 | 15 | .452 | .344 |

| PITCHER | W | L | ERA | G | GS | CG | GFSHO | SV | IP | H | R | ER | HR | HB | BB | IBB | SO | WP | BK | AVG | |
|------------------|-----------|-----------|-------------|-----------|-----------|----------|-----------|----------|----------|--------------|------------|------------|------------|-----------|----------|-----------|----------|------------|-----------|----------|-------------|
| | | | | | | | | | | | | | | | | | | | | | Axford,J |
| +Coulombe, | 1 | 0 | 3.48 | 8 | 0 | 0 | 2 | 0 | 10.1 | 11 | 4 | 4 | 3 | 0 | 2 | 0 | 7 | 1 | 0 | .275 | |
| Doolittle | 1 | 0 | 3.00 | 10 | 0 | 0 | 3 | 0 | 1 | 9.0 | 9 | 3 | 3 | 2 | 0 | 2 | 2 | 9 | 0 | .273 | |
| +Dull,R | 1 | 2 | 0.71 | 13 | 0 | 0 | 1 | 0 | 0 | 12.2 | 5 | 2 | 1 | 1 | 0 | 2 | 0 | 14 | 2 | .111 | |
| Graveman, | 1 | 0 | 4.33 | 5 | 5 | 0 | 0 | 0 | 0 | 27.0 | 34 | 13 | 13 | 2 | 3 | 5 | 0 | 14 | 1 | .312 | |
| Gray,S | 0 | 1 | 3.23 | 5 | 5 | 0 | 0 | 0 | 0 | 30.2 | 31 | 12 | 11 | 3 | 0 | 5 | 0 | 22 | 2 | .265 | |
| Hahn,J | 0 | 2 | 22.85 | 2 | 2 | 0 | 0 | 0 | 0 | 4.1 | 14 | 11 | 11 | 0 | 4 | 1 | 2 | 0 | 0 | .583 | |
| Hendriks, | 0 | 1 | 2.84 | 5 | 0 | 0 | 1 | 0 | 0 | 6.1 | 8 | 2 | 2 | 1 | 0 | 2 | 0 | 4 | 0 | .308 | |
| +Ladendorf | 0 | 0 | 0.00 | 1 | 0 | 0 | 1 | 0 | 0 | 1.0 | 1 | 0 | 0 | 0 | 0 | 1 | 0 | 0 | 0 | .250 | |
| Madson,R | 1 | 1 | 4.22 | 10 | 0 | 0 | 9 | 3 | 10.2 | 11 | 5 | 5 | 2 | 0 | 4 | 0 | 11 | 0 | 0 | .275 | |
| +Manaea,S | 2 | 1 | 3.13 | 4 | 4 | 0 | 0 | 0 | 0 | 23.0 | 21 | 8 | 8 | 3 | 1 | 7 | 0 | 23 | 1 | .241 | |
| +Mengden,D | 1 | 3 | 2.81 | 4 | 4 | 0 | 0 | 0 | 0 | 25.2 | 21 | 9 | 8 | 3 | 1 | 9 | 0 | 26 | 1 | .221 | |
| +Neal,Z | 1 | 0 | 4.70 | 5 | 0 | 0 | 2 | 0 | 1 | 7.2 | 13 | 4 | 4 | 1 | 0 | 0 | 0 | 2 | 0 | .394 | |
| +Overton,D | 1 | 1 | 11.42 | 2 | 2 | 0 | 0 | 0 | 0 | 8.2 | 15 | 11 | 11 | 5 | 0 | 5 | 0 | 4 | 0 | .366 | |
| Rodriguez | 1 | 0 | 8.53 | 12 | 0 | 0 | 1 | 0 | 0 | 12.2 | 11 | 12 | 12 | 1 | 1 | 8 | 0 | 9 | 1 | .250 | |
| Rzepczyns | 0 | 0 | 2.16 | 13 | 0 | 0 | 4 | 0 | 0 | 8.1 | 9 | 3 | 2 | 0 | 1 | 8 | 2 | 8 | 1 | .265 | |
| Surkamp,E | 0 | 2 | 8.25 | 3 | 3 | 0 | 0 | 0 | 0 | 12.0 | 18 | 13 | 11 | 4 | 0 | 6 | 0 | 8 | 0 | .340 | |
| +Triggs,A | 0 | 0 | 5.59 | 3 | 1 | 0 | 0 | 0 | 0 | 9.2 | 13 | 6 | 6 | 2 | 0 | 3 | 0 | 11 | 0 | .317 | |
| OAKLAND | 11 | 15 | 4.77 | 26 | 26 | 0 | 26 | 0 | 5 | 230.0 | 258 | 128 | 122 | 34 | 7 | 81 | 5 | 186 | 11 | 0 | .284 |
| OPPONENTS | 15 | 11 | 4.22 | 26 | 26 | 2 | 24 | 2 | 6 | 232.2 | 237 | 122 | 109 | 28 | 8 | 74 | 3 | 158 | 7 | 1 | .265 |

JULY STATISTICS

| PLAYER | AVG | G | AB | R | H | TB | 2B | 3B | HR | RBI | SH | SF | HP | BB | IBB | SO | CS | SB | CS | GI | | |
|-----------------|-------------|-----------|------------|------------|------------|------------|-----------|----------|-----------|------------|----------|-----------|----------|-----------|----------|------------|-----------|----------|-----------|-----------|-------------|-------------|
| | | | | | | | | | | | | | | | | | | | | DP | E | SLG |
| Alcantara,A | .200 | 2 | 5 | 0 | 1 | 1 | 0 | 0 | 0 | 0 | 0 | 0 | 0 | 0 | 0 | 3 | 0 | 1 | 0 | 0 | .200 | .200 |
| Alonso,Y | .250 | 26 | 72 | 4 | 18 | 26 | 5 | 0 | 1 | 9 | 0 | 0 | 1 | 7 | 0 | 11 | 0 | 0 | 3 | 0 | .361 | .325 |
| Burns,B | .154 | 5 | 13 | 1 | 2 | 2 | 0 | 0 | 0 | 0 | 0 | 0 | 1 | 0 | 2 | 1 | 0 | 0 | 0 | 0 | .154 | .214 |
| Butler,B | .348 | 16 | 46 | 7 | 16 | 26 | 4 | 0 | 2 | 7 | 0 | 0 | 0 | 7 | 0 | 5 | 0 | 2 | 0 | 2 | .565 | .434 |
| Crisp,C | .217 | 17 | 69 | 5 | 15 | 26 | 3 | 1 | 2 | 9 | 1 | 0 | 0 | 9 | 0 | 11 | 0 | 0 | 2 | 0 | .377 | .308 |
| Davis,K | .245 | 25 | 98 | 13 | 24 | 50 | 5 | 0 | 7 | 15 | 0 | 0 | 1 | 5 | 0 | 27 | 0 | 0 | 2 | 1 | .510 | .288 |
| +Healy,R | .241 | 15 | 54 | 6 | 13 | 22 | 3 | 0 | 2 | 7 | 1 | 0 | 0 | 2 | 0 | 11 | 0 | 0 | 2 | 1 | .407 | .268 |
| +Ladendorf, | .091 | 9 | 11 | 1 | 1 | 1 | 0 | 0 | 0 | 0 | 0 | 0 | 0 | 0 | 0 | 2 | 0 | 0 | 0 | 0 | .091 | .091 |
| Lowrie,J | .202 | 23 | 94 | 7 | 19 | 23 | 4 | 0 | 0 | 3 | 0 | 2 | 0 | 5 | 0 | 24 | 0 | 0 | 4 | 0 | .245 | .238 |
| +Maxwell II | .111 | 4 | 9 | 0 | 1 | 1 | 0 | 0 | 0 | 0 | 0 | 0 | 0 | 0 | 0 | 2 | 0 | 0 | 0 | 0 | .111 | .111 |
| McBride,M | .238 | 7 | 21 | 3 | 5 | 7 | 2 | 0 | 0 | 1 | 0 | 0 | 0 | 0 | 0 | 5 | 0 | 0 | 0 | 0 | .333 | .238 |
| Muncy,J | .333 | 2 | 3 | 0 | 1 | 1 | 0 | 0 | 0 | 0 | 0 | 0 | 0 | 1 | 0 | 0 | 0 | 0 | 0 | 0 | .333 | .500 |
| Phegley,M | .000 | 1 | 4 | 0 | 0 | 0 | 0 | 0 | 0 | 0 | 0 | 0 | 0 | 0 | 0 | 1 | 0 | 0 | 0 | 0 | 0.000 | .000 |
| Reddick,J | .273 | 25 | 88 | 12 | 24 | 40 | 5 | 1 | 3 | 10 | 0 | 0 | 0 | 9 | 0 | 11 | 1 | 0 | 3 | 0 | .455 | .340 |
| Semien,M | .191 | 26 | 94 | 11 | 18 | 39 | 3 | 0 | 6 | 9 | 0 | 0 | 0 | 8 | 0 | 30 | 4 | 0 | 2 | 6 | .415 | .255 |
| Smolinski, | .265 | 21 | 68 | 5 | 18 | 28 | 4 | 0 | 2 | 6 | 0 | 0 | 2 | 7 | 0 | 7 | 1 | 2 | 4 | 0 | .412 | .351 |
| Valencia,D | .233 | 20 | 73 | 9 | 17 | 25 | 2 | 0 | 2 | 8 | 0 | 0 | 0 | 6 | 0 | 24 | 0 | 0 | 1 | 2 | .342 | .291 |
| Vogt,S | .273 | 18 | 66 | 9 | 18 | 30 | 4 | 1 | 2 | 7 | 0 | 0 | 0 | 3 | 1 | 8 | 0 | 0 | 1 | 1 | .455 | .304 |
| Axford,J | .000 | 11 | 0 | 0 | 0 | 0 | 0 | 0 | 0 | 0 | 0 | 0 | 0 | 0 | 0 | 0 | 0 | 0 | 0 | 0 | .000 | .000 |
| +Coulombe,D | .000 | 6 | 0 | 0 | 0 | 0 | 0 | 0 | 0 | 0 | 0 | 0 | 0 | 0 | 0 | 0 | 0 | 0 | 0 | 0 | 0.000 | .000 |
| +Dull,R | .000 | 12 | 0 | 0 | 0 | 0 | 0 | 0 | 0 | 0 | 0 | 0 | 0 | 0 | 0 | 0 | 0 | 0 | 0 | 0 | 0.000 | .000 |
| Graveman,K | .000 | 5 | 0 | 0 | 0 | 0 | 0 | 0 | 0 | 0 | 0 | 0 | 0 | 0 | 0 | 0 | 0 | 0 | 0 | 0 | 0.000 | .000 |
| Gray,S | .000 | 6 | 0 | 0 | 0 | 0 | 0 | 0 | 0 | 0 | 0 | 0 | 0 | 0 | 0 | 0 | 0 | 0 | 0 | 0 | 0.000 | .000 |
| Hahn,J | .000 | 1 | 0 | 0 | 0 | 0 | 0 | 0 | 0 | 0 | 0 | 0 | 0 | 0 | 0 | 0 | 0 | 0 | 0 | 0 | 0.000 | .000 |
| Hendriks,L | .000 | 11 | 0 | 0 | 0 | 0 | 0 | 0 | 0 | 0 | 0 | 0 | 0 | 0 | 0 | 0 | 0 | 0 | 0 | 0 | 0.000 | .000 |
| Hill,R | .000 | 3 | 0 | 0 | 0 | 0 | 0 | 0 | 0 | 0 | 0 | 0 | 0 | 0 | 0 | 0 | 0 | 0 | 0 | 0 | 0.000 | .000 |
| Madson,R | .000 | 12 | 0 | 0 | 0 | 0 | 0 | 0 | 0 | 0 | 0 | 0 | 0 | 0 | 0 | 0 | 0 | 0 | 0 | 0 | 0.000 | .000 |
| +Manaea,S | .000 | 5 | 0 | 0 | 0 | 0 | 0 | 0 | 0 | 0 | 0 | 0 | 0 | 0 | 0 | 0 | 0 | 0 | 0 | 0 | 0.000 | .000 |
| +Mengden,D | .000 | 5 | 0 | 0 | 0 | 0 | 0 | 0 | 0 | 0 | 0 | 0 | 0 | 0 | 0 | 0 | 0 | 0 | 0 | 0 | 0.000 | .000 |
| +Neal,Z | .000 | 2 | 0 | 0 | 0 | 0 | 0 | 0 | 0 | 0 | 0 | 0 | 0 | 0 | 0 | 0 | 0 | 0 | 0 | 0 | 0.000 | .000 |
| +Overton,D | .000 | 2 | 0 | 0 | 0 | 0 | 0 | 0 | 0 | 0 | 0 | 0 | 0 | 0 | 0 | 0 | 0 | 0 | 0 | 0 | 0.000 | .000 |
| Rodriguez, | .000 | 1 | 0 | 0 | 0 | 0 | 0 | 0 | 0 | 0 | 0 | 0 | 0 | 0 | 0 | 0 | 0 | 0 | 0 | 0 | 0.000 | .000 |
| Rzepczynsk | .000 | 9 | 0 | 0 | 0 | 0 | 0 | 0 | 0 | 0 | 0 | 0 | 0 | 0 | 0 | 0 | 0 | 0 | 0 | 0 | 0.000 | .000 |
| +Schuster,P | .000 | 4 | 0 | 0 | 0 | 0 | 0 | 0 | 0 | 0 | 0 | 0 | 0 | 0 | 0 | 0 | 0 | 0 | 0 | 0 | 0.000 | .000 |
| +Triggs,A | .000 | 4 | 0 | 0 | 0 | 0 | 0 | 0 | 0 | 0 | 0 | 0 | 0 | 0 | 0 | 0 | 0 | 0 | 0 | 0 | 0.000 | .000 |
| +Wendelken, | .000 | 1 | 0 | 0 | 0 | 0 | 0 | 0 | 0 | 0 | 0 | 0 | 0 | 0 | 0 | 0 | 0 | 0 | 0 | 0 | 0.000 | .000 |
| PITCHERS | .000 | 26 | 0 | 0 | 0 | 0 | 0 | 0 | 0 | 0 | 0 | 0 | 0 | 0 | 0 | 0 | 0 | 0 | 0 | 0 | 0.000 | .000 |
| OAKLAND | .238 | 26 | 888 | 93 | 211 | 348 | 44 | 3 | 29 | 91 | 2 | 2 | 4 | 70 | 1 | 184 | 7 | 3 | 27 | 11 | .392 | .296 |
| OPPONENT | .253 | 26 | 901 | 123 | 228 | 361 | 38 | 7 | 27 | 117 | 6 | 10 | 6 | 79 | 5 | 207 | 17 | 1 | 15 | 16 | .401 | .314 |

| PITCHER | W | L | ERA | G | GS | CG | GFSHO | SV | IP | H | R | ER | HR | HB | BB | IBB | SO | WP | BK | OPP | |
|------------------|-----------|-----------|-------------|-----------|-----------|----------|-----------|----------|----------|--------------|------------|------------|------------|-----------|----------|-----------|----------|------------|-----------|----------|-------------|
| | | | | | | | | | | | | | | | | | | | | AVG | |
| Axford,J | 1 | 1 | 4.22 | 11 | 0 | 0 | 2 | 0 | 0 | 10.2 | 10 | 5 | 5 | 2 | 0 | 5 | 1 | 15 | 0 | 0 | .244 |
| +Coulombe, | 0 | 1 | 3.38 | 6 | 0 | 0 | 3 | 0 | 0 | 8.0 | 6 | 3 | 3 | 0 | 0 | 6 | 1 | 10 | 1 | 0 | .231 |
| +Dull,R | 3 | 0 | 1.35 | 12 | 0 | 0 | 1 | 0 | 1 | 13.1 | 5 | 2 | 2 | 1 | 0 | 2 | 0 | 13 | 3 | 0 | .116 |
| Graveman, | 4 | 1 | 2.68 | 5 | 5 | 1 | 0 | 0 | 0 | 37.0 | 30 | 13 | 11 | 2 | 0 | 8 | 0 | 16 | 0 | 0 | .219 |
| Gray,S | 2 | 4 | 7.79 | 6 | 6 | 0 | 0 | 0 | 0 | 32.1 | 41 | 28 | 28 | 7 | 1 | 13 | 0 | 28 | 4 | 0 | .313 |
| Hahn,J | 0 | 0 | 1.17 | 1 | 1 | 0 | 0 | 0 | 0 | 7.2 | 4 | 1 | 1 | 0 | 0 | 1 | 0 | 5 | 0 | 0 | .154 |
| Hendriks, | 0 | 1 | 1.23 | 11 | 0 | 0 | 2 | 0 | 0 | 14.2 | 8 | 3 | 2 | 2 | 0 | 4 | 1 | 13 | 0 | 0 | .154 |
| Hill,R | 1 | 0 | 2.25 | 3 | 3 | 0 | 0 | 0 | 0 | 12.0 | 7 | 3 | 3 | 0 | 1 | 4 | 0 | 16 | 0 | 0 | .167 |
| Madson,R | 0 | 2 | 6.55 | 12 | 0 | 0 | 9 | 0 | 7 | 11.0 | 12 | 8 | 8 | 3 | 0 | 3 | 1 | 8 | 2 | 0 | .267 |
| +Manaea,S | 0 | 1 | 3.13 | 5 | 4 | 0 | 0 | 0 | 0 | 31.2 | 31 | 11 | 11 | 4 | 0 | 3 | 0 | 31 | 1 | 0 | .254 |
| +Mengden,D | 0 | 2 | 9.00 | 5 | 5 | 0 | 0 | 0 | 0 | 23.0 | 31 | 24 | 23 | 2 | 3 | 17 | 0 | 23 | 3 | 0 | .316 |
| +Neal,Z | 0 | 0 | 0.00 | 2 | 0 | 0 | 2 | 0 | 0 | 6.0 | 2 | 0 | 0 | 0 | 0 | 1 | 0 | 3 | 0 | 0 | .100 |
| +Overton,D | 0 | 1 | 7.45 | 2 | 2 | 0 | 0 | 0 | 0 | 9.2 | 19 | 8 | 8 | 4 | 0 | 1 | 0 | 7 | 0 | 0 | .422 |
| Rodriguez, | 0 | 0 | 0.00 | 1 | 0 | 0 | 0 | 0 | 0 | 0.1 | 0 | 0 | 0 | 0 | 0 | 0 | 0 | 0 | 0 | 0 | .000 |
| Rzepczynsk | 1 | 0 | 6.75 | 9 | 0 | 0 | 1 | 0 | 0 | 4.0 | 5 | 3 | 3 | 0 | 0 | 5 | 1 | 5 | 1 | 0 | .294 |
| +Schuster, | 0 | 0 | 15.43 | 4 | 0 | 0 | 3 | 0 | 0 | 4.2 | 9 | 8 | 8 | 0 | 0 | 3 | 0 | 4 | 0 | 0 | .409 |
| +Triggs,A | 0 | 0 | 3.18 | 4 | 0 | 0 | 1 | 0 | 0 | 5.2 | 7 | 3 | 2 | 0 | 1 | 2 | 0 | 7 | 1 | 0 | .304 |
| +Wendelken, | 0 | 0 | 0.00 | 1 | 0 | 0 | 1 | 0 | 0 | 3.0 | 1 | 0 | 0 | 0 | 0 | 1 | 0 | 3 | 0 | 0 | .100 |
| OAKLAND | 12 | 14 | 4.49 | 26 | 26 | 1 | 25 | 1 | 8 | 234.2 | 228 | 123 | 117 | 27 | 6 | 79 | 5 | 207 | 16 | 0 | .253 |
| OPPONENTS | 14 | 12 | 3.28 | 26 | 26 | 1 | 25 | 3 | 5 | 235.2 | 211 | 93 | 86 | 29 | 4 | 70 | 1 | 184 | 5 | 1 | .238 |

AUGUST STATISTICS

| PLAYER | AVG | G | AB | R | H | TB | 2B | 3B | HR | RBI | SH | SF | HP | BB | IBB | SO | SB | CS | GI | | | E | SLG | OBP |
|-----------------|-------------|-----------|------------|------------|------------|------------|-----------|----------|-----------|------------|----------|----------|----------|-----------|----------|------------|-----------|----------|-----------|-----------|-------------|-------------|------|-----|
| | | | | | | | | | | | | | | | | | | | DP | DP | DP | | | |
| Alcantara,A | .000 | 2 | 2 | 0 | 0 | 0 | 0 | 0 | 0 | 0 | 0 | 0 | 0 | 0 | 0 | 1 | 0 | 0 | 0 | 0 | 0 | .000 | .000 | |
| Alonso,Y | .233 | 27 | 86 | 9 | 20 | 35 | 6 | 0 | 3 | 13 | 0 | 1 | 0 | 7 | 0 | 19 | 0 | 0 | 3 | 2 | 4 | .407 | .287 | |
| Butler,B | .316 | 13 | 38 | 5 | 12 | 14 | 2 | 0 | 0 | 3 | 0 | 0 | 0 | 2 | 0 | 4 | 0 | 0 | 4 | 0 | .368 | .350 | | |
| Crisp,C | .215 | 19 | 79 | 3 | 17 | 26 | 3 | 0 | 2 | 4 | 0 | 0 | 0 | 4 | 0 | 17 | 2 | 1 | 1 | 2 | .329 | .253 | | |
| Davis,K | .275 | 28 | 102 | 21 | 28 | 59 | 5 | 1 | 8 | 17 | 0 | 1 | 1 | 9 | 0 | 36 | 0 | 1 | 5 | 0 | .578 | .336 | | |
| +Eibner,B | .175 | 19 | 40 | 3 | 7 | 13 | 0 | 0 | 2 | 4 | 0 | 1 | 0 | 4 | 0 | 10 | 0 | 0 | 1 | 0 | .325 | .244 | | |
| +Healy,R | .303 | 28 | 99 | 11 | 30 | 50 | 8 | 0 | 4 | 10 | 0 | 0 | 0 | 5 | 1 | 23 | 0 | 0 | 3 | 6 | .505 | .337 | | |
| +Ladendorff, | .083 | 10 | 12 | 1 | 1 | 1 | 0 | 0 | 0 | 0 | 1 | 0 | 0 | 0 | 0 | 3 | 1 | 0 | 0 | 0 | .083 | .083 | | |
| Lowrie,J | .125 | 2 | 8 | 1 | 1 | 1 | 0 | 0 | 0 | 1 | 0 | 0 | 0 | 1 | 0 | 1 | 0 | 0 | 1 | 0 | .125 | .222 | | |
| +Maxwell II | .136 | 8 | 22 | 3 | 3 | 5 | 2 | 0 | 0 | 3 | 0 | 1 | 0 | 2 | 0 | 8 | 0 | 0 | 0 | 0 | .227 | .200 | | |
| Muncy,M | .133 | 22 | 60 | 5 | 8 | 14 | 0 | 0 | 2 | 5 | 0 | 0 | 0 | 9 | 0 | 15 | 0 | 0 | 1 | 0 | .233 | .246 | | |
| +Pinder,C | .182 | 6 | 22 | 0 | 4 | 4 | 0 | 0 | 0 | 2 | 0 | 1 | 0 | 0 | 0 | 8 | 0 | 0 | 0 | 0 | 1 | .182 | .174 | |
| Semien,M | .268 | 25 | 97 | 9 | 26 | 37 | 8 | 0 | 1 | 6 | 0 | 0 | 0 | 8 | 0 | 18 | 0 | 1 | 2 | 2 | .381 | .324 | | |
| Smolinski, | .214 | 25 | 84 | 6 | 18 | 23 | 0 | 1 | 1 | 5 | 0 | 0 | 4 | 8 | 0 | 15 | 0 | 0 | 5 | 1 | .274 | .313 | | |
| Valencia,D | .272 | 27 | 92 | 11 | 25 | 37 | 6 | 0 | 2 | 7 | 0 | 0 | 1 | 6 | 0 | 22 | 0 | 1 | 1 | 0 | .402 | .323 | | |
| Vogt,S | .238 | 25 | 84 | 7 | 20 | 32 | 3 | 0 | 3 | 10 | 0 | 0 | 1 | 6 | 0 | 18 | 0 | 0 | 1 | 1 | .381 | .297 | | |
| +Wendle,J | .000 | 1 | 4 | 1 | 0 | 0 | 0 | 0 | 0 | 0 | 0 | 0 | 0 | 0 | 0 | 1 | 0 | 0 | 0 | 0 | .000 | .000 | | |
| Axford,J | .000 | 12 | 0 | 0 | 0 | 0 | 0 | 0 | 0 | 0 | 0 | 0 | 0 | 0 | 0 | 0 | 0 | 0 | 0 | 0 | .000 | .000 | | |
| +Coulombe,D | .000 | 7 | 0 | 0 | 0 | 0 | 0 | 0 | 0 | 0 | 0 | 0 | 0 | 0 | 0 | 0 | 0 | 0 | 0 | 0 | .000 | .000 | | |
| Detwiler,R | .000 | 5 | 1 | 0 | 0 | 0 | 0 | 0 | 0 | 0 | 1 | 0 | 0 | 0 | 0 | 1 | 0 | 0 | 0 | 0 | .000 | .000 | | |
| +Dull,R | .000 | 12 | 0 | 0 | 0 | 0 | 0 | 0 | 0 | 0 | 0 | 0 | 0 | 0 | 0 | 0 | 0 | 0 | 0 | 0 | .000 | .000 | | |
| Graveman,K | .000 | 6 | 0 | 0 | 0 | 0 | 0 | 0 | 0 | 0 | 0 | 0 | 0 | 0 | 0 | 0 | 0 | 0 | 0 | 0 | .000 | .000 | | |
| Gray,S | .000 | 1 | 0 | 0 | 0 | 0 | 0 | 0 | 0 | 0 | 0 | 0 | 0 | 0 | 0 | 0 | 0 | 0 | 0 | 0 | .000 | .000 | | |
| Hahn,J | .000 | 1 | 0 | 0 | 0 | 0 | 0 | 0 | 0 | 0 | 0 | 0 | 0 | 0 | 0 | 0 | 0 | 0 | 0 | 0 | .000 | .000 | | |
| Hendriks,L | .000 | 14 | 0 | 0 | 0 | 0 | 0 | 0 | 0 | 0 | 0 | 0 | 0 | 0 | 0 | 0 | 0 | 0 | 0 | 0 | .000 | .000 | | |
| Madson,R | .000 | 9 | 0 | 0 | 0 | 0 | 0 | 0 | 0 | 0 | 0 | 0 | 0 | 0 | 0 | 0 | 0 | 0 | 0 | 0 | .000 | .000 | | |
| +Manaea,S | .000 | 6 | 0 | 0 | 0 | 0 | 0 | 0 | 0 | 0 | 0 | 0 | 0 | 0 | 0 | 0 | 0 | 0 | 0 | 0 | .000 | .000 | | |
| +Neal,Z | .000 | 5 | 2 | 0 | 0 | 0 | 0 | 0 | 0 | 0 | 0 | 0 | 0 | 0 | 0 | 0 | 0 | 0 | 0 | 0 | .000 | .000 | | |
| +Overton,D | .000 | 1 | 0 | 0 | 0 | 0 | 0 | 0 | 0 | 0 | 0 | 0 | 0 | 0 | 0 | 0 | 0 | 0 | 0 | 0 | .000 | .000 | | |
| Rzepczynsk | .000 | 9 | 0 | 0 | 0 | 0 | 0 | 0 | 0 | 0 | 0 | 0 | 0 | 0 | 0 | 0 | 0 | 0 | 0 | 0 | .000 | .000 | | |
| +Schuster,P | .000 | 1 | 0 | 0 | 0 | 0 | 0 | 0 | 0 | 0 | 0 | 0 | 0 | 0 | 0 | 0 | 0 | 0 | 0 | 0 | .000 | .000 | | |
| Smith,C | .000 | 6 | 0 | 0 | 0 | 0 | 0 | 0 | 0 | 0 | 0 | 0 | 0 | 0 | 0 | 0 | 0 | 0 | 0 | 0 | .000 | .000 | | |
| +Triggs,A | .000 | 7 | 2 | 0 | 0 | 0 | 0 | 0 | 0 | 0 | 0 | 0 | 0 | 0 | 2 | 0 | 0 | 0 | 0 | 0 | .000 | .000 | | |
| +Wendelken, | .000 | 2 | 0 | 0 | 0 | 0 | 0 | 0 | 0 | 0 | 0 | 0 | 0 | 0 | 0 | 0 | 0 | 0 | 0 | 0 | .000 | .000 | | |
| PITCHERS | .000 | 28 | 5 | 0 | 0 | 0 | 0 | 0 | 0 | 1 | 0 | 0 | 0 | 0 | 3 | 0 | 0 | 0 | 0 | 0 | .000 | .000 | | |
| OAKLAND | .235 | 28 | 936 | 96 | 220 | 351 | 43 | 2 | 28 | 90 | 2 | 5 | 7 | 71 | 1 | 222 | 3 | 4 | 28 | 15 | .375 | .292 | | |
| OPPONENT | .243 | 28 | 921 | 111 | 224 | 363 | 37 | 3 | 32 | 108 | 1 | 5 | 8 | 65 | 6 | 185 | 11 | 6 | 19 | 11 | .394 | .297 | | |

| PITCHER | W | L | ERA | G | GS | CG | GFSHO | SV | IP | H | R | ER | HR | HB | BB | IBB | SO | WP | BK | AVG | |
|------------------|-----------|-----------|-------------|-----------|-----------|----------|-----------|----------|-----------|--------------|------------|------------|------------|-----------|----------|-----------|----------|------------|-----------|----------|-------------|
| | | | | | | | | | | | | | | | | | | | | | Axford,J |
| +Coulombe, | 1 | 0 | 5.11 | 7 | 0 | 0 | 2 | 0 | 0 | 12.1 | 7 | 7 | 7 | 1 | 5 | 1 | 13 | 0 | 0 | 0 | .163 |
| Detwiler, | 1 | 3 | 4.66 | 5 | 5 | 0 | 0 | 0 | 0 | 29.0 | 32 | 15 | 15 | 3 | 1 | 8 | 0 | 20 | 3 | 0 | .278 |
| +Dull,R | 0 | 2 | 4.22 | 12 | 0 | 0 | 3 | 0 | 1 | 10.2 | 14 | 6 | 5 | 3 | 0 | 1 | 0 | 5 | 0 | 0 | .333 |
| Graveman, | 3 | 2 | 3.40 | 6 | 6 | 1 | 0 | 1 | 0 | 39.2 | 34 | 15 | 15 | 7 | 1 | 5 | 0 | 17 | 0 | 0 | .230 |
| Gray,S | 0 | 1 | 3.60 | 1 | 1 | 0 | 0 | 0 | 0 | 5.0 | 5 | 2 | 2 | 0 | 0 | 0 | 0 | 2 | 0 | 0 | .250 |
| Hahn,J | 0 | 0 | 11.25 | 1 | 1 | 0 | 0 | 0 | 0 | 4.0 | 7 | 5 | 5 | 2 | 0 | 3 | 0 | 2 | 1 | 0 | .412 |
| Hendriks,L | 0 | 1 | 3.77 | 14 | 0 | 0 | 2 | 0 | 0 | 14.1 | 14 | 6 | 6 | 0 | 0 | 3 | 2 | 20 | 1 | 0 | .246 |
| Madson,R | 1 | 0 | 0.00 | 9 | 0 | 0 | 7 | 0 | 5 | 10.2 | 7 | 0 | 0 | 0 | 0 | 1 | 0 | 9 | 0 | 0 | .194 |
| +Manaea,S | 2 | 4 | 3.97 | 6 | 6 | 0 | 0 | 0 | 0 | 34.0 | 28 | 18 | 15 | 7 | 1 | 12 | 0 | 29 | 0 | 0 | .226 |
| +Neal,Z | 1 | 2 | 4.18 | 5 | 4 | 0 | 0 | 0 | 0 | 23.2 | 26 | 12 | 11 | 4 | 1 | 1 | 0 | 9 | 0 | 1 | .274 |
| +Overton,D | 0 | 1 | 21.00 | 1 | 1 | 0 | 0 | 0 | 0 | 3.0 | 9 | 7 | 7 | 2 | 1 | 0 | 0 | 3 | 1 | 0 | .500 |
| Rzepczynsk | 0 | 0 | 0.00 | 9 | 0 | 0 | 4 | 0 | 0 | 5.0 | 5 | 0 | 0 | 0 | 1 | 4 | 2 | 5 | 0 | 0 | .250 |
| +Schuster, | 0 | 0 | 0.00 | 1 | 0 | 0 | 0 | 0 | 0 | 2.0 | 0 | 0 | 0 | 0 | 0 | 3 | 0 | 2 | 0 | 0 | .000 |
| Smith,C | 0 | 0 | 5.59 | 6 | 0 | 0 | 3 | 0 | 0 | 9.2 | 8 | 6 | 6 | 2 | 0 | 5 | 0 | 13 | 0 | 0 | .229 |
| +Triggs,A | 1 | 1 | 2.77 | 7 | 4 | 0 | 0 | 0 | 0 | 26.0 | 18 | 8 | 8 | 1 | 1 | 4 | 1 | 24 | 1 | 0 | .194 |
| +Wendelken, | 0 | 0 | 0.00 | 2 | 0 | 0 | 2 | 0 | 0 | 3.0 | 3 | 0 | 0 | 0 | 0 | 1 | 0 | 2 | 0 | 0 | .273 |
| OAKLAND | 10 | 18 | 3.88 | 28 | 28 | 1 | 27 | 2 | 7 | 243.1 | 224 | 111 | 105 | 32 | 8 | 65 | 6 | 185 | 8 | 1 | .243 |
| OPPONENTS | 18 | 10 | 3.19 | 28 | 28 | 0 | 28 | 3 | 11 | 248.0 | 220 | 96 | 88 | 28 | 7 | 71 | 1 | 222 | 12 | 0 | .235 |

SEPTEMBER STATISTICS

| PLAYER | AVG | G | AB | R | H | TB | 2B | 3B | HR | RBI | SH | SF | HP | BB | IBB | SO | SB | CS | GI | | | E | SLG | OBP |
|-----------------|-------------|-----------|------------|------------|------------|------------|-----------|----------|-----------|------------|----------|----------|----------|------------|----------|------------|-----------|----------|-----------|-----------|-------------|-------------|------|------|
| | | | | | | | | | | | | | | | | | | | DP | DP | DP | | | |
| Alcantara,A | .250 | 9 | 4 | 2 | 1 | 2 | 1 | 0 | 0 | 2 | 0 | 0 | 0 | 0 | 0 | 0 | 1 | 1 | 0 | 0 | 0 | .500 | .250 | |
| Alonso,Y | .289 | 25 | 76 | 12 | 22 | 30 | 8 | 0 | 0 | 10 | 0 | 1 | 0 | 9 | 1 | 9 | 1 | 0 | 1 | 0 | 1 | 0 | .395 | .360 |
| Butler,B | .111 | 4 | 9 | 0 | 1 | 1 | 0 | 0 | 0 | 1 | 0 | 1 | 0 | 2 | 0 | 2 | 0 | 0 | 1 | 0 | 1 | 0 | .111 | .250 |
| Davis,K | .186 | 25 | 86 | 13 | 16 | 41 | 4 | 0 | 7 | 15 | 0 | 0 | 0 | 17 | 0 | 29 | 0 | 0 | 2 | 4 | 4 | .477 | .320 | |
| +Eibner,B | .159 | 23 | 63 | 6 | 10 | 18 | 3 | 1 | 1 | 8 | 0 | 0 | 8 | 0 | 15 | 0 | 2 | 1 | 1 | 2 | 1 | .286 | .254 | |
| +Healy,R | .355 | 27 | 107 | 19 | 38 | 68 | 9 | 0 | 7 | 19 | 0 | 0 | 1 | 5 | 0 | 19 | 0 | 0 | 2 | 2 | 6 | .636 | .389 | |
| +Maxwell II | .385 | 19 | 52 | 5 | 20 | 28 | 3 | 1 | 1 | 11 | 0 | 0 | 0 | 6 | 0 | 11 | 0 | 0 | 1 | 1 | 5 | .538 | .448 | |
| McBride,M | .000 | 5 | 4 | 0 | 0 | 0 | 0 | 0 | 0 | 0 | 0 | 0 | 0 | 0 | 0 | 1 | 0 | 0 | 0 | 0 | 0 | .000 | .000 | |
| Muncy,M | .200 | 13 | 15 | 5 | 3 | 3 | 0 | 0 | 0 | 1 | 0 | 0 | 0 | 4 | 0 | 6 | 0 | 0 | 1 | 0 | 2 | .200 | .368 | |
| +Nunez,R | .133 | 9 | 15 | 0 | 2 | 2 | 0 | 0 | 0 | 1 | 0 | 0 | 0 | 0 | 3 | 0 | 0 | 0 | 0 | 0 | 0 | .133 | .133 | |
| +Olson,M | .067 | 9 | 15 | 2 | 1 | 1 | 0 | 0 | 0 | 0 | 0 | 0 | 0 | 7 | 0 | 2 | 0 | 0 | 0 | 0 | 0 | .067 | .364 | |
| +Pinder,C | .259 | 14 | 27 | 3 | 7 | 14 | 4 | 0 | 1 | 1 | 0 | 0 | 0 | 2 | 0 | 6 | 0 | 0 | 1 | 2 | 5 | .310 | .310 | |
| Semlin,M | .196 | 27 | 97 | 10 | 16 | 36 | 5 | 0 | 4 | 17 | 1 | 0 | 0 | 9 | 0 | 23 | 1 | 0 | 5 | 5 | 3 | .264 | .264 | |
| Smolinski, | .141 | 22 | 71 | 6 | 10 | 11 | 1 | 0 | 0 | 0 | 1 | 0 | 1 | 1 | 0 | 14 | 0 | 0 | 2 | 0 | 2 | .155 | .164 | |
| Volenica,D | .263 | 23 | 80 | 16 | 21 | 31 | 4 | 0 | 2 | 6 | 0 | 1 | 0 | 13 | 0 | 20 | 1 | 0 | 3 | 1 | 3 | .388 | .362 | |
| Vogt,S | .194 | 27 | 98 | 10 | 19 | 31 | 6 | 0 | 2 | 14 | 0 | 0 | 0 | 12 | 1 | 18 | 0 | 0 | 1 | 0 | 3 | .282 | .282 | |
| +Wendle,J | .250 | 25 | 84 | 8 | 21 | 24 | 0 | 0 | 1 | 9 | 0 | 2 | 0 | 5 | 0 | 14 | 2 | 0 | 3 | 1 | 2 | .286 | .286 | |
| +Alcantara,R | .000 | 5 | 0 | 0 | 0 | 0 | 0 | 0 | 0 | 0 | 0 | 0 | 0 | 0 | 0 | 0 | 0 | 0 | 0 | 0 | 0 | .000 | .000 | |
| Axford,J | .000 | 10 | 0 | 0 | 0 | 0 | 0 | 0 | 0 | 0 | 0 | 0 | 0 | 0 | 0 | 0 | 0 | 0 | 0 | 0 | 0 | .000 | .000 | |
| +Cotton,J | .000 | 4 | 0 | 0 | 0 | 0 | 0 | 0 | 0 | 0 | 0 | 0 | 0 | 0 | 0 | 0 | 0 | 0 | 0 | 0 | 0 | .000 | .000 | |
| +Coulombe,D | .000 | 10 | 0 | 0 | 0 | 0 | 0 | 0 | 0 | 0 | 0 | 0 | 0 | 0 | 0 | 0 | 0 | 0 | 0 | 0 | 0 | .000 | .000 | |
| Detwiler,R | .000 | 4 | 0 | 0 | 0 | 0 | 0 | 0 | 0 | 0 | 0 | 0 | 0 | 0 | 0 | 0 | 0 | 0 | 0 | 0 | 0 | .000 | .000 | |
| Doolittle, | .000 | 8 | 0 | 0 | 0 | 0 | 0 | 0 | 0 | 0 | 0 | 0 | 0 | 0 | 0 | 0 | 0 | 0 | 0 | 0 | 0 | .000 | .000 | |
| +Dull,R | .000 | 9 | 0 | 0 | 0 | 0 | 0 | 0 | 0 | 0 | 0 | 0 | 0 | 0 | 0 | 0 | 0 | 0 | 0 | 0 | 0 | .000 | .000 | |
| Graveman,K | .000 | 5 | 0 | 0 | 0 | 0 | 0 | 0 | 0 | 0 | 0 | 0 | 0 | 0 | 0 | 0 | 0 | 0 | 0 | 0 | 0 | .000 | .000 | |
| Gray,S | .000 | 1 | 0 | 0 | 0 | 0 | 0 | 0 | 0 | 0 | 0 | 0 | 0 | 0 | 0 | 0 | 0 | 0 | 0 | 0 | 0 | .000 | .000 | |
| Hendriks,L | .000 | 10 | 0 | 0 | 0 | 0 | 0 | 0 | 0 | 0 | 0 | 0 | 0 | 0 | 0 | 0 | 0 | 0 | 0 | 0 | 0 | .000 | .000 | |
| Madson,R | .000 | 8 | 0 | 0 | 0 | 0 | 0 | 0 | 0 | 0 | 0 | 0 | 0 | 0 | 0 | 0 | 0 | 0 | 0 | 0 | 0 | .000 | .000 | |
| +Manaea,S | .000 | 3 | 0 | 0 | 0 | 0 | 0 | 0 | 0 | 0 | 0 | 0 | 0 | 0 | 0 | 0 | 0 | 0 | 0 | 0 | 0 | .000 | .000 | |
| +Mengden,D | .000 | 5 | 0 | 0 | 0 | 0 | 0 | 0 | 0 | 0 | 0 | 0 | 0 | 0 | 0 | 0 | 0 | 0 | 0 | 0 | 0 | .000 | .000 | |
| +Neal,Z | .000 | 9 | 0 | 0 | 0 | 0 | 0 | 0 | 0 | 0 | 0 | 0 | 0 | 0 | 0 | 0 | 0 | 0 | 0 | 0 | 0 | .000 | .000 | |
| +Overton,D | .000 | 2 | 0 | 0 | 0 | 0 | 0 | 0 | 0 | 0 | 0 | 0 | 0 | 0 | 0 | 0 | 0 | 0 | 0 | 0 | 0 | .000 | .000 | |
| Smith,C | .000 | 7 | 0 | 0 | 0 | 0 | 0 | 0 | 0 | 0 | 0 | 0 | 0 | 0 | 0 | 0 | 0 | 0 | 0 | 0 | 0 | .000 | .000 | |
| +Triggs,A | .000 | 1 | 0 | 0 | 0 | 0 | 0 | 0 | 0 | 0 | 0 | 0 | 0 | 0 | 0 | 0 | 0 | 0 | 0 | 0 | 0 | .000 | .000 | |
| +Wendelken, | .000 | 3 | 0 | 0 | 0 | 0 | 0 | 0 | 0 | 0 | 0 | 0 | 0 | 0 | 0 | 0 | 0 | 0 | 0 | 0 | 0 | .000 | .000 | |
| PITCHERS | .000 | 27 | 0 | 0 | 0 | 0 | 0 | 0 | 0 | 0 | 0 | 0 | 0 | 0 | 0 | 0 | 0 | 0 | 0 | 0 | 0 | .000 | .000 | |
| OAKLAND | .234 | 27 | 903 | 117 | 211 | 341 | 48 | 2 | 26 | 115 | 2 | 5 | 2 | 100 | 2 | 192 | 6 | 3 | 24 | 17 | .378 | .310 | | |
| OPPONENT | .260 | 27 | 928 | 130 | 241 | 382 | 57 | 3 | 26 | 124 | 3 | 8 | 7 | 65 | 3 | 186 | 13 | 2 | 17 | 12 | .412 | .311 | | |

| PITCHER | W | L | ERA | G | GS | CG | GFSHO | SV | IP | H | R | ER | HR | HB | BB | IBB | SO | WP | BK | AVG | OPP |
|------------------|-----------|-----------|-------------|-----------|-----------|----------|-----------|----------|-----------|--------------|------------|------------|------------|-----------|----------|------------|----------|------------|----------|----------|-------------|
| | | | | | | | | | | | | | | | | | | | | | AVG |
| +Alcantara,R | 1 | 3 | 7.25 | 5 | 5 | 0 | 0 | 0 | 22.1 | 31 | 18 | 18 | 9 | 4 | 4 | 0 | 14 | 1 | 1 | 0 | .333 |
| Axford,J | 2 | 0 | 2.31 | 10 | 0 | 0 | 2 | 0 | 11.2 | 11 | 3 | 3 | 0 | 1 | 4 | 0 | 7 | 1 | 0 | 0 | .256 |
| +Cotton,J | 2 | 0 | 1.44 | 4 | 4 | 0 | 0 | 0 | 25.0 | 14 | 6 | 4 | 3 | 0 | 3 | 0 | 16 | 1 | 0 | 0 | .159 |
| +Coulombe, | 1 | 0 | 6.10 | 10 | 0 | 0 | 3 | 0 | 10.1 | 9 | 7 | 7 | 1 | 0 | 2 | 0 | 18 | 0 | 0 | 0 | .237 |
| Detwiler, | 1 | 1 | 9.00 | 4 | 2 | 0 | 0 | 0 | 15.0 | 24 | 16 | 15 | 1 | 0 | 7 | 0 | 3 | 0 | 0 | 0 | .353 |
| Doolittle | 0 | 1 | 1.23 | 8 | 0 | 0 | 1 | 0 | 7.1 | 6 | 1 | 1 | 0 | 0 | 0 | 0 | 9 | 0 | 0 | 0 | .222 |
| +Dull,R | 0 | 1 | 2.00 | 9 | 0 | 0 | 3 | 0 | 1 | 9.0 | 6 | 2 | 2 | 1 | 0 | 2 | 1 | 12 | 0 | 0 | .182 |
| Graveman, | 0 | 2 | 4.91 | 5 | 5 | 0 | 0 | 0 | 29.1 | 36 | 16 | 16 | 1 | 1 | 7 | 1 | 20 | 0 | 0 | 0 | .303 |
| Gray,S | 0 | 0 | 0.00 | 1 | 1 | 0 | 0 | 0 | 1.0 | 1 | 0 | 0 | 0 | 0 | 0 | 0 | 1 | 0 | 0 | 0 | .250 |
| Hendriks, | 0 | 1 | 1.74 | 10 | 0 | 0 | 2 | 0 | 10.1 | 11 | 4 | 2 | 1 | 0 | 3 | 0 | 10 | 1 | 0 | 0 | .262 |
| Madson,R | 1 | 3 | 7.88 | 8 | 0 | 0 | 8 | 0 | 3 | 8.0 | 11 | 7 | 7 | 0 | 0 | 4 | 1 | 4 | 1 | 1 | .333 |
| +Manaea,S | 1 | 0 | 0.50 | 3 | 3 | 0 | 0 | 0 | 18.0 | 10 | 1 | 1 | 1 | 1 | 4 | 0 | 15 | 0 | 0 | 0 | .164 |
| +Mengden,D | 1 | 4 | 8.10 | 5 | 5 | 0 | 0 | 0 | 23.1 | 31 | 21 | 21 | 4 | 0 | 7 | 0 | 22 | 1 | 0 | 0 | .313 |
| +Neal,Z | 0 | 1 | 2.92 | 9 | 1 | 0 | 1 | 0 | 1 | 24.2 | 19 | 9 | 8 | 1 | 0 | 4 | 10 | 1 | 0 | 0 | .213 |
| +Overton,D | 0 | 0 | 15.00 | 2 | 0 | 0 | 2 | 0 | 0 | 3.0 | 5 | 5 | 1 | 0 | 1 | 0 | 3 | 0 | 0 | 0 | .357 |
| Smith,C | 0 | 0 | 1.20 | 7 | 0 | 0 | 5 | 0 | 0 | 15.0 | 6 | 3 | 2 | 0 | 8 | 0 | 16 | 0 | 0 | 0 | .120 |
| +Triggs,A | 0 | 0 | 0.00 | 1 | 1 | 0 | 0 | 0 | 0 | 1.0 | 1 | 1 | 0 | 0 | 0 | 0 | 1 | 0 | 0 | 0 | .200 |
| +Wendelken | 0 | 0 | 18.69 | 3 | 0 | 0 | 0 | 0 | 0 | 4.1 | 9 | 10 | 9 | 2 | 0 | 5 | 0 | 5 | 1 | 0 | .409 |
| OAKLAND | 10 | 17 | 4.56 | 27 | 27 | 0 | 27 | 2 | 5 | 238.2 | 241 | 130 | 121 | 26 | 7 | 65 | 3 | 186 | 8 | 2 | .260 |
| OPPONENTS | 17 | 10 | 4.20 | 27 | 27 | 0 | 27 | 2 | 10 | 240.0 | 211 | 117 | 112 | 26 | 2 | 100 | 2 | 192 | 5 | 0 | .234 |

REVIEW

STATS AT HOME

| BATTER | AVG | G | AB | R | H | 2B | 3B | HR | RBI | SH | SF | HP | BB | SO | SB | CS | DP | E |
|---------------|-------------|-----------|-------------|------------|------------|------------|-----------|-----------|------------|----------|-----------|-----------|------------|------------|-----------|-----------|-----------|-----------|
| Alcantara,A | .143 | 9 | 7 | 1 | 1 | 0 | 0 | 0 | 0 | 0 | 0 | 0 | 0 | 3 | 2 | 2 | 1 | 0 |
| Alonso,Y | .218 | 78 | 216 | 20 | 47 | 12 | 0 | 3 | 29 | 0 | 4 | 1 | 17 | 33 | 1 | 0 | 5 | 1 |
| Burns,B | .246 | 37 | 134 | 21 | 33 | 5 | 3 | 0 | 8 | 2 | 0 | 2 | 4 | 19 | 9 | 1 | 1 | 1 |
| SEASON TOTAL | .265 | 52 | 155 | 27 | 41 | 5 | 3 | 0 | 9 | 2 | 1 | 4 | 4 | 21 | 12 | 2 | 1 | 1 |
| Butler,B | .248 | 45 | 125 | 14 | 31 | 8 | 0 | 2 | 18 | 0 | 2 | 0 | 12 | 22 | 0 | 0 | 8 | 2 |
| SEASON TOTAL | .248 | 47 | 129 | 15 | 32 | 8 | 0 | 2 | 18 | 0 | 2 | 0 | 12 | 23 | 0 | 0 | 8 | 2 |
| Canha,M | .063 | 7 | 16 | 1 | 1 | 0 | 0 | 1 | 1 | 1 | 0 | 0 | 0 | 9 | 0 | 0 | 0 | 1 |
| Coghlan,C | .136 | 22 | 59 | 4 | 8 | 1 | 0 | 0 | 2 | 0 | 0 | 0 | 4 | 20 | 0 | 0 | 2 | 0 |
| SEASON TOTAL | .211 | 48 | 114 | 17 | 24 | 7 | 0 | 1 | 12 | 0 | 1 | 2 | 17 | 30 | 0 | 0 | 3 | 0 |
| Crisp,C | .205 | 52 | 195 | 13 | 40 | 13 | 3 | 3 | 17 | 0 | 1 | 0 | 17 | 28 | 2 | 4 | 2 | 3 |
| SEASON TOTAL | .209 | 64 | 225 | 18 | 47 | 15 | 3 | 3 | 20 | 2 | 1 | 0 | 22 | 34 | 4 | 4 | 3 | 3 |
| Davis,K | .230 | 74 | 265 | 38 | 61 | 11 | 1 | 19 | 45 | 0 | 4 | 3 | 16 | 79 | 1 | 1 | 8 | 4 |
| Eibner,B | .151 | 25 | 53 | 2 | 8 | 2 | 1 | 2 | 6 | 0 | 0 | 0 | 4 | 12 | 0 | 0 | 0 | 1 |
| SEASON TOTAL | .211 | 42 | 109 | 11 | 23 | 8 | 1 | 4 | 14 | 1 | 0 | 0 | 9 | 26 | 0 | 0 | 1 | 1 |
| Healy,R | .281 | 38 | 135 | 15 | 38 | 6 | 0 | 8 | 21 | 1 | 0 | 0 | 5 | 25 | 0 | 0 | 2 | 1 |
| Ladendorf,T | .107 | 25 | 28 | 4 | 3 | 0 | 0 | 0 | 1 | 1 | 0 | 0 | 1 | 4 | 1 | 0 | 2 | 0 |
| Lambo,A | .000 | 1 | 1 | 0 | 0 | 0 | 0 | 0 | 0 | 0 | 0 | 0 | 0 | 0 | 0 | 0 | 0 | 0 |
| Lowrie,J | .245 | 43 | 159 | 13 | 39 | 4 | 1 | 1 | 14 | 0 | 3 | 1 | 10 | 32 | 0 | 0 | 2 | 3 |
| Maxwell II, B | .304 | 16 | 46 | 4 | 14 | 5 | 0 | 1 | 9 | 0 | 0 | 0 | 3 | 13 | 0 | 0 | 1 | 0 |
| McBride,M | .179 | 14 | 28 | 2 | 5 | 3 | 0 | 0 | 2 | 0 | 0 | 0 | 1 | 7 | 0 | 0 | 0 | 0 |
| Muncy,M | .224 | 26 | 58 | 8 | 13 | 2 | 0 | 1 | 4 | 0 | 0 | 0 | 10 | 9 | 0 | 0 | 0 | 1 |
| Nunez,R | .167 | 3 | 6 | 0 | 1 | 0 | 0 | 0 | 0 | 0 | 0 | 0 | 1 | 0 | 0 | 0 | 0 | 0 |
| Olson,M | .167 | 3 | 6 | 1 | 1 | 0 | 0 | 0 | 0 | 0 | 0 | 0 | 2 | 1 | 0 | 0 | 0 | 0 |
| Phegley,J | .235 | 16 | 51 | 7 | 12 | 4 | 0 | 1 | 4 | 0 | 0 | 1 | 3 | 7 | 0 | 0 | 3 | 0 |
| Pinder,C | .269 | 12 | 26 | 2 | 7 | 4 | 0 | 0 | 2 | 0 | 1 | 0 | 2 | 3 | 0 | 0 | 1 | 2 |
| Reddick,J | .261 | 33 | 111 | 14 | 29 | 7 | 0 | 3 | 11 | 0 | 1 | 0 | 14 | 19 | 2 | 0 | 3 | 1 |
| SEASON TOTAL | .273 | 55 | 187 | 26 | 51 | 10 | 0 | 5 | 19 | 0 | 1 | 0 | 17 | 34 | 3 | 3 | 4 | 2 |
| Semien,M | .235 | 78 | 268 | 33 | 63 | 9 | 2 | 10 | 24 | 1 | 1 | 0 | 20 | 63 | 6 | 0 | 5 | 12 |
| Smolinski,J | .277 | 51 | 159 | 19 | 44 | 5 | 1 | 4 | 18 | 1 | 2 | 4 | 12 | 21 | 0 | 2 | 6 | 0 |
| Valencia,D | .260 | 71 | 250 | 31 | 65 | 10 | 0 | 4 | 18 | 0 | 1 | 1 | 21 | 53 | 0 | 0 | 4 | 9 |
| Vogt,S | .245 | 64 | 216 | 19 | 53 | 11 | 1 | 4 | 20 | 0 | 0 | 2 | 18 | 41 | 0 | 0 | 4 | 4 |
| Wendle,J | .225 | 13 | 40 | 2 | 9 | 0 | 0 | 0 | 5 | 0 | 0 | 0 | 4 | 9 | 1 | 0 | 1 | 0 |
| PITCHERS | .000 | 81 | 0 | 0 | 0 | 0 | 0 | 0 | 0 | 0 | 0 | 0 | 0 | 0 | 0 | 0 | 0 | 3 |
| TOTALS | .236 | 81 | 2658 | 288 | 626 | 122 | 13 | 67 | 279 | 7 | 20 | 15 | 200 | 533 | 25 | 10 | 61 | 49 |

| PITCHER | ERA | W | L | G | GS | CG | SHO | SV | IP | AB | H | R | ER | HR | HB | BB | SO | WP | AVG |
|---------------|-------------|-----------|-----------|-----------|-----------|----------|----------|-----------|--------------|-------------|------------|------------|------------|-----------|-----------|------------|------------|-----------|-------------|
| Alcantara,R | 6.75 | 0 | 2 | 3 | 3 | 0 | 0 | 0 | 14.2 | 58 | 19 | 11 | 11 | 4 | 4 | 3 | 10 | 0 | .328 |
| Axford,J | 3.48 | 3 | 3 | 34 | 0 | 0 | 0 | 2 | 33.2 | 135 | 39 | 13 | 13 | 3 | 2 | 14 | 25 | 3 | .289 |
| Bassitt,C | 4.38 | 0 | 0 | 2 | 2 | 0 | 0 | 0 | 12.1 | 51 | 13 | 6 | 6 | 2 | 0 | 4 | 9 | 1 | .255 |
| Colton,J | 1.40 | 2 | 0 | 3 | 3 | 0 | 0 | 0 | 19.1 | 63 | 7 | 3 | 3 | 3 | 0 | 2 | 14 | 0 | .111 |
| Coulombe,D | 6.49 | 1 | 1 | 19 | 0 | 0 | 0 | 0 | 26.1 | 102 | 27 | 19 | 19 | 4 | 0 | 9 | 29 | 0 | .265 |
| Detwiler,R | 2.45 | 1 | 0 | 2 | 1 | 0 | 0 | 0 | 11.0 | 43 | 11 | 3 | 3 | 0 | 0 | 2 | 4 | 2 | .256 |
| SEASON TOTAL | 3.60 | 1 | 0 | 8 | 1 | 0 | 0 | 0 | 15.0 | 57 | 14 | 6 | 6 | 1 | 0 | 6 | 7 | 2 | .246 |
| Doolittle,S | 3.92 | 1 | 3 | 23 | 0 | 0 | 0 | 1 | 20.2 | 74 | 19 | 9 | 9 | 4 | 0 | 3 | 23 | 1 | .257 |
| Dull,R | 1.88 | 3 | 2 | 35 | 0 | 0 | 0 | 0 | 38.1 | 135 | 21 | 8 | 8 | 5 | 1 | 6 | 39 | 3 | .156 |
| Graveman,K | 3.39 | 5 | 6 | 14 | 14 | 1 | 0 | 0 | 90.1 | 349 | 91 | 35 | 34 | 7 | 2 | 21 | 55 | 0 | .261 |
| Gray,S | 5.80 | 3 | 6 | 11 | 11 | 0 | 0 | 0 | 63.2 | 254 | 75 | 44 | 41 | 9 | 1 | 20 | 50 | 9 | .295 |
| Hahn,J | 3.03 | 2 | 1 | 5 | 5 | 0 | 0 | 0 | 32.2 | 118 | 28 | 11 | 11 | 5 | 0 | 8 | 19 | 1 | .237 |
| Hendriks,L | 2.78 | 0 | 0 | 26 | 0 | 0 | 0 | 0 | 35.2 | 135 | 34 | 13 | 11 | 1 | 0 | 4 | 31 | 1 | .252 |
| Hill,R | 3.45 | 2 | 3 | 7 | 7 | 0 | 0 | 0 | 31.1 | 116 | 26 | 14 | 12 | 1 | 5 | 14 | 34 | 0 | .224 |
| SEASON TOTAL | 2.42 | 4 | 4 | 10 | 10 | 0 | 0 | 0 | 48.1 | 177 | 38 | 15 | 13 | 2 | 5 | 17 | 52 | 0 | .215 |
| Madson,R | 2.41 | 4 | 2 | 33 | 0 | 0 | 0 | 16 | 33.2 | 120 | 29 | 10 | 9 | 2 | 0 | 10 | 24 | 0 | .242 |
| Manaea,S | 3.02 | 5 | 3 | 14 | 13 | 0 | 0 | 0 | 83.1 | 300 | 68 | 28 | 28 | 9 | 3 | 24 | 71 | 2 | .227 |
| Mengden,D | 6.86 | 0 | 7 | 8 | 8 | 0 | 0 | 0 | 39.1 | 164 | 48 | 32 | 30 | 5 | 3 | 20 | 43 | 4 | .293 |
| Neal,Z | 4.59 | 1 | 2 | 12 | 3 | 0 | 0 | 1 | 33.1 | 129 | 33 | 18 | 17 | 4 | 1 | 5 | 12 | 1 | .256 |
| Overton,D | 13.14 | 0 | 2 | 3 | 3 | 0 | 0 | 0 | 12.1 | 61 | 26 | 18 | 18 | 5 | 1 | 3 | 10 | 1 | .426 |
| Rodriguez,F | 6.63 | 0 | 0 | 17 | 0 | 0 | 0 | 0 | 19.0 | 70 | 17 | 14 | 14 | 1 | 0 | 10 | 14 | 0 | .243 |
| Rzepczynski,M | 0.52 | 1 | 0 | 26 | 0 | 0 | 0 | 0 | 17.1 | 68 | 17 | 1 | 1 | 1 | 0 | 9 | 24 | 1 | .250 |
| SEASON TOTAL | 0.39 | 1 | 0 | 33 | 0 | 0 | 0 | 0 | 23.1 | 89 | 22 | 2 | 1 | 1 | 1 | 10 | 29 | 1 | .247 |
| Schuster,P | 8.31 | 0 | 0 | 3 | 0 | 0 | 0 | 0 | 4.1 | 18 | 5 | 4 | 4 | 0 | 0 | 5 | 5 | 0 | .278 |
| SEASON TOTAL | 9.64 | 0 | 1 | 4 | 0 | 0 | 0 | 0 | 4.2 | 20 | 6 | 5 | 5 | 0 | 0 | 5 | 5 | 1 | .300 |
| Smith,C | 2.16 | 0 | 0 | 9 | 0 | 0 | 0 | 0 | 16.2 | 56 | 9 | 5 | 4 | 1 | 0 | 6 | 16 | 0 | .161 |
| Surkamp,E | 7.13 | 0 | 3 | 4 | 4 | 0 | 0 | 0 | 17.2 | 75 | 26 | 14 | 14 | 3 | 3 | 9 | 9 | 1 | .347 |
| Triggs,A | 2.81 | 0 | 1 | 12 | 4 | 0 | 0 | 0 | 25.2 | 100 | 26 | 10 | 8 | 1 | 1 | 6 | 25 | 0 | .260 |
| Wendelken,J | 24.30 | 0 | 0 | 2 | 0 | 0 | 0 | 0 | 3.1 | 18 | 8 | 10 | 9 | 2 | 0 | 5 | 5 | 1 | .444 |
| TOTALS | 4.12 | 34 | 47 | 81 | 81 | 1 | 4 | 20 | 736.0 | 2812 | 722 | 353 | 337 | 82 | 27 | 222 | 600 | 32 | .257 |

STATS ON THE ROAD

| BATTER | AVG | G | AB | R | H | 2B | 3B | HR | RBI | SH | SF | HP | BB | SO | SB | CS | DP | E |
|---------------|-------------|-----------|-------------|------------|------------|------------|----------|------------|------------|----------|-----------|-----------|------------|------------|-----------|-----------|-----------|-----------|
| Alcantara,A | .250 | 7 | 12 | 1 | 3 | 1 | 0 | 0 | 2 | 0 | 0 | 0 | 0 | 5 | 1 | 1 | 0 | 0 |
| Alonso,Y | .282 | 78 | 266 | 32 | 75 | 22 | 0 | 4 | 27 | 0 | 0 | 0 | 28 | 41 | 2 | 1 | 10 | 4 |
| Burns,B | .221 | 36 | 140 | 11 | 31 | 6 | 1 | 0 | 4 | 1 | 1 | 2 | 6 | 11 | 5 | 2 | 2 | 1 |
| SEASON TOTAL | .205 | 45 | 156 | 12 | 32 | 6 | 1 | 0 | 4 | 1 | 1 | 2 | 6 | 16 | 5 | 3 | 2 | 1 |
| Butler,B | .313 | 40 | 96 | 10 | 30 | 8 | 0 | 2 | 13 | 0 | 0 | 0 | 7 | 12 | 0 | 0 | 5 | 0 |
| SEASON TOTAL | .322 | 50 | 121 | 12 | 39 | 10 | 0 | 3 | 17 | 0 | 1 | 0 | 9 | 19 | 0 | 0 | 5 | 1 |
| Canha,M | .160 | 9 | 25 | 3 | 4 | 0 | 0 | 2 | 5 | 0 | 1 | 1 | 0 | 11 | 0 | 1 | 1 | 0 |
| Coghlan,C | .152 | 29 | 99 | 10 | 15 | 4 | 0 | 5 | 12 | 0 | 0 | 1 | 9 | 27 | 1 | 1 | 0 | 1 |
| SEASON TOTAL | .170 | 51 | 147 | 18 | 25 | 5 | 2 | 5 | 18 | 0 | 0 | 1 | 18 | 43 | 2 | 1 | 1 | 2 |
| Crisp,C | .263 | 50 | 198 | 32 | 52 | 11 | 1 | 8 | 30 | 2 | 1 | 0 | 20 | 37 | 5 | 1 | 4 | 0 |
| SEASON TOTAL | .253 | 58 | 221 | 36 | 56 | 12 | 1 | 10 | 35 | 2 | 1 | 0 | 24 | 44 | 6 | 1 | 4 | 0 |
| Davis,K | .262 | 76 | 290 | 47 | 76 | 13 | 1 | 23 | 57 | 0 | 1 | 5 | 26 | 87 | 0 | 1 | 11 | 1 |
| Eibner,B | .179 | 19 | 56 | 8 | 10 | 2 | 0 | 1 | 6 | 0 | 1 | 0 | 9 | 15 | 0 | 2 | 2 | 0 |
| SEASON TOTAL | .167 | 28 | 78 | 10 | 13 | 2 | 0 | 2 | 8 | 0 | 1 | 0 | 10 | 24 | 0 | 2 | 2 | 0 |
| Healy,R | .328 | 34 | 134 | 21 | 44 | 14 | 0 | 5 | 16 | 0 | 0 | 1 | 7 | 35 | 0 | 0 | 5 | 8 |
| Ladendorf,T | .050 | 20 | 20 | 2 | 1 | 0 | 0 | 0 | 0 | 0 | 0 | 0 | 0 | 9 | 1 | 0 | 1 | 1 |
| Lowrie,J | .279 | 44 | 179 | 17 | 50 | 8 | 0 | 1 | 13 | 0 | 1 | 0 | 16 | 33 | 0 | 0 | 8 | 3 |
| Maxwell II, B | .261 | 17 | 46 | 4 | 12 | 1 | 1 | 0 | 5 | 0 | 1 | 0 | 5 | 11 | 0 | 0 | 1 | 1 |
| McBride,M | .267 | 6 | 15 | 2 | 4 | 0 | 0 | 0 | 0 | 0 | 0 | 0 | 3 | 0 | 0 | 0 | 0 | 0 |
| Muncy,M | .145 | 25 | 55 | 5 | 8 | 0 | 0 | 1 | 4 | 0 | 0 | 0 | 10 | 15 | 0 | 0 | 2 | 0 |
| Nunez,R | .111 | 6 | 9 | 0 | 1 | 0 | 0 | 0 | 1 | 0 | 0 | 0 | 2 | 0 | 0 | 0 | 0 | 0 |
| Olson,M | .067 | 8 | 15 | 2 | 1 | 1 | 0 | 0 | 0 | 0 | 0 | 0 | 5 | 3 | 0 | 0 | 1 | 0 |
| Phegley,J | .296 | 10 | 27 | 4 | 8 | 2 | 0 | 0 | 6 | 0 | 1 | 1 | 2 | 6 | 0 | 0 | 1 | 0 |
| Pinder,C | .200 | 10 | 25 | 2 | 5 | 0 | 0 | 1 | 2 | 0 | 0 | 0 | 1 | 11 | 0 | 0 | 0 | 1 |
| Reddick,J | .326 | 35 | 132 | 19 | 43 | 4 | 1 | 5 | 17 | 0 | 0 | 0 | 14 | 15 | 3 | 0 | 4 | 1 |
| SEASON TOTAL | .289 | 60 | 211 | 27 | 61 | 7 | 1 | 5 | 18 | 0 | 0 | 0 | 22 | 22 | 5 | 0 | 4 | 4 |
| Semien,M | .240 | 81 | 300 | 39 | 72 | 18 | 0 | 17 | 51 | 0 | 0 | 0 | 31 | 76 | 4 | 2 | 7 | 9 |
| Smolinski,J | .191 | 48 | 131 | 9 | 25 | 1 | 1 | 3 | 9 | 0 | 0 | 3 | 7 | 23 | 1 | 0 | 5 | 1 |
| Valencia,D | .317 | 59 | 221 | 41 | 70 | 12 | 1 | 13 | 33 | 0 | 1 | 2 | 20 | 62 | 1 | 1 | 7 | 5 |
| Vogt,S | .255 | 73 | 274 | 35 | 70 | 19 | 1 | 10 | 36 | 0 | 3 | 2 | 17 | 42 | 0 | 0 | 2 | 3 |
| Wendle,J | .286 | 15 | 56 | 9 | 16 | 1 | 0 | 1 | 6 | 0 | 2 | 0 | 2 | 7 | 1 | 0 | 2 | 2 |
| PITCHERS | .000 | 81 | 21 | 0 | 0 | 0 | 0 | 0 | 0 | 3 | 0 | 0 | 0 | 13 | 0 | 0 | 0 | 6 |
| TOTALS | .255 | 81 | 2842 | 365 | 726 | 148 | 8 | 102 | 355 | 6 | 14 | 18 | 242 | 612 | 25 | 13 | 81 | 48 |

| PITCHER | ERA | W | L | G | GS | CG | SHO | SV | IP | AB | H | R | ER | HR | HB | BB | SO | WP | AVG |
|---------------|-------------|-----------|-----------|-----------|-----------|----------|----------|-----------|--------------|-------------|------------|------------|------------|------------|-----------|------------|------------|-----------|-------------|
| Alcantara,R | 8.22 | 1 | 1 | 2 | 2 | 0 | 0 | 0 | 7.2 | 35 | 12 | 7 | 7 | 5 | 0 | 1 | 4 | 1 | .343 |
| Axford,J | 4.50 | 3 | 1 | 34 | 0 | 0 | 0 | 1 | 32.0 | 117 | 26 | 17 | 16 | 3 | 1 | 16 | 35 | 1 | .222 |
| Bassitt,C | 7.47 | 0 | 2 | 3 | 3 | 0 | 0 | 0 | 15.2 | 68 | 22 | 14 | 13 | 3 | 0 | 10 | 14 | 1 | .324 |
| Cotton,J | 3.60 | 0 | 0 | 2 | 2 | 0 | 0 | 0 | 10.0 | 45 | 13 | 7 | 4 | 1 | 0 | 2 | 9 | 1 | .289 |
| Coulombe,D | 2.11 | 2 | 0 | 16 | 0 | 0 | 0 | 0 | 21.1 | 69 | 10 | 5 | 5 | 2 | 0 | 8 | 25 | 3 | .145 |
| Detwiler,R | 7.36 | 1 | 4 | 7 | 6 | 0 | 0 | 0 | 33.0 | 140 | 45 | 28 | 27 | 4 | 1 | 13 | 19 | 1 | .321 |
| SEASON TOTAL | 7.22 | 1 | 4 | 8 | 6 | 0 | 0 | 0 | 33.2 | 142 | 45 | 28 | 27 | 4 | 1 | 13 | 19 | 1 | .317 |
| Doolittle,S | 2.45 | 1 | 0 | 21 | 0 | 0 | 0 | 3 | 18.1 | 69 | 14 | 5 | 5 | 2 | 0 | 5 | 22 | 0 | .203 |
| Dull,R | 3.00 | 2 | 3 | 35 | 0 | 0 | 0 | 3 | 36.0 | 134 | 29 | 15 | 12 | 5 | 0 | 9 | 34 | 3 | .216 |
| Graveman,K | 4.80 | 5 | 5 | 17 | 17 | 1 | 1 | 0 | 95.2 | 374 | 105 | 52 | 51 | 15 | 5 | 26 | 53 | 2 | .281 |
| Gray,S | 5.57 | 2 | 5 | 11 | 11 | 0 | 0 | 0 | 53.1 | 211 | 58 | 36 | 33 | 9 | 1 | 22 | 44 | 6 | .275 |
| Hahn,J | 13.17 | 0 | 3 | 4 | 4 | 0 | 0 | 0 | 13.2 | 64 | 29 | 21 | 20 | 3 | 0 | 11 | 4 | 1 | .453 |
| Hendriks,L | 4.97 | 0 | 4 | 27 | 0 | 0 | 0 | 0 | 29.0 | 121 | 35 | 18 | 16 | 5 | 1 | 10 | 40 | 2 | .289 |
| Hill,R | 1.41 | 7 | 0 | 7 | 7 | 0 | 0 | 0 | 44.2 | 158 | 29 | 8 | 7 | 1 | 3 | 14 | 56 | 0 | .184 |
| SEASON TOTAL | 1.89 | 8 | 1 | 10 | 10 | 0 | 0 | 0 | 62.0 | 218 | 39 | 14 | 13 | 2 | 3 | 16 | 77 | 0 | .179 |
| Ladendorf,T | 0.00 | 0 | 0 | 1 | 0 | 0 | 0 | 0 | 1.0 | 4 | 1 | 0 | 0 | 0 | 0 | 1 | 0 | 0 | .250 |
| Madson,R | 4.94 | 2 | 5 | 30 | 0 | 0 | 0 | 14 | 31.0 | 125 | 34 | 17 | 17 | 5 | 2 | 10 | 25 | 4 | .272 |
| Manaea,S | 4.99 | 2 | 6 | 11 | 11 | 0 | 0 | 0 | 61.1 | 245 | 67 | 37 | 34 | 11 | 1 | 13 | 53 | 1 | .273 |
| Mengden,D | 6.06 | 2 | 2 | 6 | 6 | 0 | 0 | 0 | 32.2 | 128 | 35 | 22 | 22 | 4 | 1 | 13 | 28 | 1 | .273 |
| Neal,Z | 3.93 | 1 | 2 | 12 | 3 | 0 | 0 | 1 | 36.2 | 143 | 39 | 17 | 16 | 5 | 0 | 1 | 15 | 1 | .273 |
| Overton,D | 9.75 | 1 | 1 | 4 | 2 | 0 | 0 | 0 | 12.0 | 57 | 22 | 13 | 13 | 7 | 0 | 4 | 7 | 0 | .386 |
| Phegley,J | 0.00 | 0 | 0 | 1 | 0 | 0 | 0 | 0 | 0.2 | 2 | 0 | 0 | 0 | 0 | 0 | 0 | 1 | 0 | .000 |
| Rodriguez,,F | 2.08 | 2 | 0 | 17 | 0 | 0 | 0 | 0 | 21.2 | 73 | 13 | 5 | 5 | 2 | 1 | 7 | 23 | 2 | .178 |
| Rzepczynsk,M | 5.30 | 0 | 0 | 30 | 0 | 0 | 0 | 0 | 18.2 | 75 | 21 | 13 | 11 | 0 | 2 | 15 | 13 | 4 | .280 |
| SEASON TOTAL | 4.81 | 0 | 0 | 37 | 0 | 0 | 0 | 0 | 24.1 | 91 | 24 | 15 | 13 | 0 | 3 | 19 | 17 | 4 | .264 |
| Schuster,P | 15.43 | 0 | 0 | 2 | 0 | 0 | 0 | 0 | 2.1 | 10 | 4 | 4 | 4 | 0 | 0 | 1 | 1 | 0 | .400 |
| SEASON TOTAL | 29.25 | 0 | 0 | 7 | 0 | 0 | 0 | 0 | 4.0 | 20 | 9 | 14 | 13 | 1 | 2 | 5 | 3 | 1 | .450 |
| Smith,C | 4.50 | 0 | 0 | 4 | 0 | 0 | 0 | 0 | 8.0 | 29 | 5 | 4 | 4 | 1 | 0 | 7 | 13 | 0 | .172 |
| Surkamp,E | 6.86 | 0 | 2 | 5 | 5 | 0 | 0 | 0 | 21.0 | 93 | 29 | 18 | 16 | 5 | 2 | 12 | 13 | 0 | .312 |
| Triggs,A | 5.58 | 1 | 0 | 12 | 2 | 0 | 0 | 0 | 30.2 | 120 | 30 | 20 | 19 | 4 | 2 | 7 | 30 | 2 | .250 |
| Wendelken,J | 4.82 | 0 | 0 | 6 | 0 | 0 | 0 | 0 | 9.1 | 37 | 10 | 5 | 5 | 1 | 0 | 4 | 7 | 1 | .270 |
| TOTALS | 4.92 | 35 | 46 | 81 | 81 | 1 | 3 | 22 | 697.1 | 2746 | 737 | 408 | 381 | 103 | 23 | 242 | 588 | 38 | .268 |

STATS DURING THE DAY

| BATTER | AVG | G | AB | R | H | 2B | 3B | HR | RBI | SH | SF | HP | BB | SO | SB | CS | DP | E |
|---------------|------|----|------|-----|-----|----|----|----|-----|----|----|----|-----|-----|----|----|----|----|
| Alcantara,A | .100 | 7 | 10 | 0 | 1 | 0 | 0 | 0 | 0 | 0 | 0 | 0 | 5 | 2 | 1 | 1 | 0 | |
| Alonso,Y | .292 | 57 | 168 | 20 | 49 | 15 | 0 | 12 | 0 | 1 | 1 | 22 | 22 | 0 | 1 | 2 | 2 | |
| Burns,B | .148 | 31 | 115 | 13 | 17 | 2 | 1 | 0 | 3 | 1 | 0 | 1 | 3 | 12 | 6 | 0 | 1 | 0 |
| SEASON TOTAL | .160 | 37 | 131 | 17 | 21 | 2 | 1 | 0 | 3 | 1 | 0 | 3 | 3 | 17 | 7 | 0 | 1 | 0 |
| Butler,B | .308 | 34 | 78 | 9 | 24 | 4 | 0 | 2 | 13 | 0 | 0 | 7 | 9 | 0 | 0 | 4 | 1 | |
| SEASON TOTAL | .310 | 39 | 87 | 10 | 27 | 4 | 0 | 2 | 13 | 0 | 0 | 7 | 12 | 0 | 0 | 4 | 1 | |
| Canha,M | .059 | 5 | 17 | 2 | 1 | 0 | 0 | 1 | 1 | 0 | 0 | 1 | 0 | 9 | 0 | 0 | 1 | 0 |
| Coghlan,C | .158 | 19 | 57 | 4 | 9 | 2 | 0 | 2 | 6 | 0 | 0 | 6 | 20 | 1 | 1 | 1 | 0 | |
| SEASON TOTAL | .208 | 41 | 101 | 16 | 21 | 6 | 0 | 3 | 16 | 0 | 1 | 1 | 15 | 31 | 1 | 1 | 3 | 0 |
| Crisp,C | .204 | 35 | 137 | 10 | 28 | 7 | 0 | 4 | 18 | 1 | 1 | 0 | 10 | 22 | 1 | 1 | 2 | 3 |
| SEASON TOTAL | .187 | 42 | 150 | 12 | 28 | 7 | 0 | 4 | 18 | 2 | 1 | 0 | 15 | 28 | 3 | 1 | 2 | 3 |
| Davis,K | .207 | 53 | 188 | 24 | 39 | 6 | 1 | 11 | 23 | 0 | 2 | 3 | 13 | 62 | 0 | 0 | 6 | 2 |
| Eibner,B | .171 | 17 | 41 | 1 | 7 | 2 | 1 | 1 | 5 | 0 | 0 | 6 | 8 | 0 | 0 | 0 | 0 | 0 |
| SEASON TOTAL | .231 | 25 | 65 | 5 | 15 | 4 | 1 | 2 | 10 | 0 | 0 | 9 | 11 | 0 | 0 | 1 | 0 | |
| Healy,R | .287 | 24 | 87 | 13 | 25 | 4 | 0 | 7 | 15 | 0 | 0 | 5 | 17 | 0 | 0 | 1 | 1 | |
| Ladendorf,T | .045 | 15 | 22 | 0 | 1 | 0 | 0 | 0 | 1 | 0 | 0 | 1 | 5 | 0 | 0 | 2 | 1 | |
| Lambo,A | .000 | 1 | 1 | 0 | 0 | 0 | 0 | 0 | 0 | 0 | 0 | 0 | 0 | 0 | 0 | 0 | 0 | 0 |
| Lowrie,J | .237 | 31 | 118 | 8 | 28 | 3 | 0 | 1 | 5 | 0 | 0 | 8 | 26 | 0 | 0 | 1 | 4 | |
| Maxwell II, B | .194 | 13 | 36 | 1 | 7 | 2 | 0 | 0 | 5 | 0 | 1 | 0 | 4 | 12 | 0 | 0 | 2 | 0 |
| McBride,M | .133 | 7 | 15 | 3 | 2 | 1 | 0 | 0 | 1 | 0 | 0 | 1 | 4 | 0 | 0 | 0 | 0 | 0 |
| Muncy,M | .273 | 18 | 44 | 6 | 12 | 2 | 0 | 2 | 5 | 0 | 0 | 6 | 7 | 0 | 0 | 0 | 1 | |
| Nunez,R | .000 | 2 | 2 | 0 | 0 | 0 | 0 | 1 | 0 | 0 | 0 | 0 | 0 | 0 | 0 | 0 | 0 | 0 |
| Olson,M | .250 | 3 | 8 | 2 | 2 | 1 | 0 | 0 | 0 | 0 | 0 | 1 | 1 | 0 | 0 | 1 | 0 | 0 |
| Phegley,J | .344 | 13 | 32 | 5 | 11 | 3 | 0 | 0 | 2 | 0 | 1 | 1 | 3 | 5 | 0 | 0 | 1 | 0 |
| Pinder,C | .273 | 10 | 22 | 2 | 6 | 1 | 0 | 0 | 2 | 0 | 1 | 0 | 3 | 4 | 0 | 0 | 1 | 3 |
| Reddick,J | .235 | 24 | 81 | 8 | 19 | 3 | 1 | 2 | 8 | 0 | 1 | 0 | 8 | 13 | 2 | 0 | 5 | 0 |
| SEASON TOTAL | .234 | 38 | 124 | 13 | 29 | 4 | 1 | 2 | 8 | 0 | 1 | 0 | 9 | 17 | 4 | 1 | 5 | 1 |
| Semien,M | .243 | 58 | 206 | 20 | 50 | 11 | 0 | 8 | 23 | 1 | 1 | 0 | 21 | 51 | 2 | 2 | 5 | 8 |
| Smolinski,J | .241 | 36 | 112 | 10 | 27 | 4 | 2 | 2 | 8 | 0 | 2 | 4 | 6 | 13 | 0 | 0 | 3 | 0 |
| Valencia,D | .304 | 44 | 161 | 30 | 49 | 5 | 0 | 8 | 18 | 0 | 1 | 0 | 20 | 40 | 0 | 1 | 3 | 7 |
| Vogt,S | .226 | 50 | 168 | 11 | 38 | 9 | 0 | 5 | 18 | 0 | 1 | 1 | 11 | 29 | 0 | 0 | 4 | 1 |
| Wendle,J | .147 | 10 | 34 | 3 | 5 | 0 | 0 | 0 | 2 | 0 | 0 | 3 | 9 | 1 | 0 | 2 | 0 | 0 |
| PITCHERS | .000 | 59 | 5 | 0 | 0 | 0 | 0 | 0 | 0 | 1 | 0 | 0 | 4 | 0 | 0 | 0 | 3 | 7 |
| TOTALS | .233 | 59 | 1965 | 205 | 457 | 87 | 6 | 56 | 195 | 4 | 13 | 12 | 168 | 409 | 15 | 7 | 49 | 37 |

| PITCHER | ERA | W | L | G | GS | CG | SHO | SV | IP | AB | H | R | ER | HR | HB | BB | SO | WP | AVG |
|---------------|-------|----|----|----|----|----|-----|------|-------|------|-----|-----|-----|----|----|-----|------|------|------|
| Alcantara,R | 6.75 | 0 | 2 | 3 | 3 | 0 | 0 | 0 | 14.2 | 58 | 19 | 11 | 4 | 4 | 3 | 10 | 0 | .328 | |
| Axford,J | 3.52 | 3 | 2 | 24 | 0 | 0 | 1 | 23.0 | 94 | 27 | 10 | 9 | 2 | 2 | 9 | 21 | 0 | .287 | |
| Bassitt,C | 5.96 | 0 | 2 | 4 | 4 | 0 | 0 | 22.2 | 94 | 27 | 16 | 15 | 4 | 0 | 12 | 19 | 2 | .287 | |
| Cotton,J | 1.35 | 2 | 0 | 2 | 2 | 0 | 0 | 13.1 | 43 | 5 | 2 | 2 | 0 | 2 | 8 | 0 | .116 | | |
| Coulombe,D | 4.58 | 0 | 0 | 14 | 0 | 0 | 0 | 17.2 | 64 | 14 | 9 | 9 | 2 | 0 | 7 | 15 | 1 | .219 | |
| Detwiler,R | 3.52 | 1 | 0 | 3 | 2 | 0 | 0 | 15.1 | 57 | 13 | 6 | 6 | 0 | 0 | 7 | 10 | 1 | .228 | |
| SEASON TOTAL | 3.06 | 1 | 0 | 6 | 2 | 0 | 0 | 17.2 | 63 | 13 | 6 | 6 | 0 | 0 | 9 | 13 | 1 | .206 | |
| Doolittle,S | 1.80 | 0 | 0 | 17 | 0 | 0 | 0 | 2 | 15.0 | 50 | 7 | 3 | 3 | 0 | 0 | 5 | 23 | 1 | .140 |
| Dull,R | 1.93 | 1 | 2 | 28 | 0 | 0 | 0 | 3 | 28.0 | 105 | 22 | 7 | 6 | 4 | 0 | 4 | 33 | 4 | .210 |
| Graveman,K | 4.58 | 4 | 3 | 10 | 10 | 0 | 0 | 55.0 | 216 | 60 | 28 | 28 | 7 | 3 | 21 | 33 | 2 | .278 | |
| Gray,S | 4.19 | 2 | 3 | 8 | 8 | 0 | 0 | 43.0 | 175 | 49 | 24 | 20 | 6 | 0 | 15 | 30 | 2 | .280 | |
| Hahn,J | 3.90 | 2 | 1 | 5 | 5 | 0 | 0 | 30.0 | 107 | 25 | 13 | 13 | 5 | 0 | 10 | 19 | 2 | .234 | |
| Hendriks,L | 6.93 | 0 | 3 | 22 | 0 | 0 | 0 | 24.2 | 107 | 36 | 22 | 19 | 2 | 1 | 7 | 25 | 2 | .336 | |
| Hill,R | 2.25 | 3 | 1 | 5 | 5 | 0 | 0 | 24.0 | 83 | 12 | 6 | 6 | 1 | 3 | 11 | 24 | 0 | .145 | |
| Madson,R | 1.57 | 2 | 2 | 23 | 0 | 0 | 0 | 10 | 23.0 | 84 | 21 | 5 | 4 | 1 | 0 | 6 | 16 | 0 | .250 |
| Manaea,S | 3.46 | 2 | 2 | 7 | 6 | 0 | 0 | 41.2 | 157 | 37 | 16 | 16 | 4 | 0 | 9 | 37 | 1 | .236 | |
| Mengden,D | 4.50 | 0 | 6 | 6 | 6 | 0 | 0 | 34.0 | 134 | 35 | 18 | 17 | 4 | 3 | 17 | 38 | 2 | .261 | |
| Neal,Z | 5.50 | 0 | 2 | 7 | 2 | 0 | 0 | 18.0 | 74 | 23 | 11 | 11 | 3 | 1 | 2 | 7 | 1 | .311 | |
| Phegley,J | 0.00 | 0 | 0 | 1 | 0 | 0 | 0 | 0.2 | 2 | 0 | 0 | 0 | 0 | 0 | 0 | 1 | 0 | .000 | |
| Rodriguez,F | 4.50 | 1 | 0 | 14 | 0 | 0 | 0 | 18.0 | 65 | 14 | 9 | 9 | 1 | 1 | 5 | 11 | 1 | .215 | |
| Rzepczynski,M | 2.03 | 0 | 0 | 23 | 0 | 0 | 0 | 13.1 | 54 | 14 | 5 | 3 | 0 | 0 | 10 | 19 | 2 | .259 | |
| SEASON TOTAL | 2.60 | 0 | 0 | 26 | 0 | 0 | 0 | 17.1 | 69 | 21 | 8 | 5 | 0 | 0 | 12 | 22 | 2 | .304 | |
| Schuster,P | 7.94 | 0 | 0 | 4 | 0 | 0 | 0 | 5.2 | 23 | 7 | 5 | 5 | 0 | 0 | 5 | 5 | 0 | .304 | |
| SEASON TOTAL | 14.85 | 0 | 1 | 6 | 0 | 0 | 0 | 6.2 | 30 | 11 | 11 | 11 | 0 | 1 | 6 | 7 | 1 | .367 | |
| Smith,C | 3.00 | 0 | 0 | 5 | 0 | 0 | 0 | 9.0 | 29 | 5 | 3 | 3 | 1 | 0 | 4 | 8 | 0 | .172 | |
| Surkamp,E | 5.87 | 0 | 3 | 3 | 3 | 0 | 0 | 15.1 | 63 | 20 | 10 | 10 | 3 | 1 | 10 | 9 | 1 | .317 | |
| Triggs,A | 4.80 | 1 | 1 | 6 | 3 | 0 | 0 | 15.0 | 59 | 15 | 9 | 8 | 2 | 1 | 1 | 15 | 1 | .254 | |
| Wendelken,J | 14.29 | 0 | 0 | 3 | 0 | 0 | 0 | 5.2 | 26 | 9 | 9 | 9 | 2 | 0 | 3 | 8 | 0 | .346 | |
| TOTALS | 4.14 | 24 | 35 | 59 | 59 | 0 | 2 | 16 | 525.2 | 2023 | 516 | 257 | 242 | 60 | 20 | 185 | 444 | 26 | .255 |

STATS AT NIGHT

| BATTER | AVG | G | AB | R | H | 2B | 3B | HR | RBI | SH | SF | HP | BB | SO | SB | CS | DP | E | |
|---------------|-------------|------------|-------------|------------|------------|------------|-----------|------------|--------------|-------------|------------|------------|------------|------------|-----------|------------|------------|-----------|-------------|
| Alcantara,A | .333 | 9 | 9 | 2 | 3 | 1 | 0 | 0 | 2 | 0 | 0 | 0 | 3 | 1 | 2 | 0 | 0 | | |
| Alonso,Y | .232 | 99 | 314 | 32 | 73 | 19 | 0 | 7 | 44 | 0 | 3 | 0 | 23 | 52 | 3 | 0 | 13 | 3 | |
| Burns,B | .296 | 42 | 159 | 19 | 47 | 9 | 3 | 0 | 9 | 2 | 1 | 3 | 7 | 18 | 8 | 3 | 2 | 2 | |
| SEASON TOTAL | .289 | 60 | 180 | 22 | 52 | 9 | 3 | 0 | 10 | 2 | 2 | 3 | 7 | 20 | 10 | 5 | 2 | 2 | |
| Butler,B | .259 | 51 | 143 | 15 | 37 | 12 | 0 | 2 | 18 | 0 | 2 | 0 | 12 | 25 | 0 | 0 | 9 | 1 | |
| SEASON TOTAL | .270 | 58 | 163 | 17 | 44 | 14 | 0 | 3 | 22 | 0 | 3 | 0 | 14 | 30 | 0 | 0 | 9 | 2 | |
| Canha,M | .167 | 11 | 24 | 2 | 4 | 0 | 0 | 2 | 5 | 1 | 1 | 0 | 0 | 11 | 0 | 1 | 0 | 1 | |
| Coghlan,C | .139 | 32 | 101 | 10 | 14 | 3 | 0 | 3 | 8 | 0 | 0 | 1 | 7 | 27 | 0 | 0 | 1 | 1 | |
| SEASON TOTAL | .175 | 58 | 160 | 19 | 28 | 6 | 2 | 3 | 14 | 0 | 0 | 2 | 20 | 42 | 1 | 0 | 1 | 2 | |
| Crisp,C | .250 | 67 | 256 | 35 | 64 | 17 | 4 | 7 | 29 | 1 | 1 | 0 | 27 | 43 | 6 | 4 | 4 | 0 | |
| SEASON TOTAL | .253 | 80 | 296 | 42 | 75 | 20 | 4 | 9 | 37 | 2 | 1 | 0 | 31 | 50 | 7 | 4 | 5 | 0 | |
| Davis,K | .267 | 97 | 367 | 61 | 98 | 18 | 1 | 31 | 79 | 0 | 3 | 5 | 29 | 104 | 1 | 2 | 13 | 3 | |
| Eibner,B | .162 | 27 | 68 | 9 | 11 | 2 | 0 | 2 | 7 | 0 | 1 | 0 | 7 | 19 | 0 | 2 | 2 | 1 | |
| SEASON TOTAL | .172 | 45 | 122 | 16 | 21 | 6 | 0 | 4 | 12 | 1 | 1 | 0 | 10 | 39 | 0 | 2 | 2 | 1 | |
| Healy,R | .313 | 48 | 182 | 23 | 57 | 16 | 0 | 6 | 22 | 1 | 0 | 1 | 7 | 43 | 0 | 0 | 6 | 8 | |
| Ladendorf,T | .115 | 30 | 26 | 6 | 3 | 0 | 0 | 0 | 0 | 1 | 0 | 0 | 0 | 8 | 2 | 0 | 1 | 0 | |
| Lowrie,J | .277 | 56 | 220 | 22 | 61 | 9 | 1 | 1 | 22 | 0 | 4 | 1 | 18 | 39 | 0 | 0 | 9 | 2 | |
| Maxwell II, B | .339 | 20 | 56 | 7 | 19 | 4 | 1 | 1 | 9 | 0 | 0 | 0 | 4 | 12 | 0 | 0 | 0 | 1 | |
| McBride,M | .250 | 13 | 28 | 1 | 7 | 2 | 0 | 0 | 1 | 0 | 0 | 0 | 0 | 6 | 0 | 0 | 0 | 0 | |
| Muncy,M | .130 | 33 | 69 | 7 | 9 | 0 | 0 | 0 | 3 | 0 | 0 | 0 | 14 | 17 | 0 | 0 | 2 | 0 | |
| Nunez,R | .154 | 7 | 13 | 0 | 2 | 0 | 0 | 0 | 0 | 0 | 0 | 0 | 3 | 0 | 0 | 0 | 0 | 0 | |
| Olson,M | .000 | 8 | 13 | 1 | 0 | 0 | 0 | 0 | 0 | 0 | 0 | 0 | 6 | 3 | 0 | 0 | 0 | 0 | |
| Phegley,J | .196 | 13 | 46 | 6 | 9 | 3 | 0 | 1 | 8 | 0 | 0 | 1 | 2 | 8 | 0 | 0 | 3 | 0 | |
| Pinder,C | .207 | 12 | 29 | 2 | 6 | 3 | 0 | 1 | 2 | 0 | 0 | 0 | 0 | 10 | 0 | 0 | 0 | 0 | |
| Reddick,J | .327 | 44 | 162 | 25 | 53 | 8 | 0 | 6 | 20 | 0 | 0 | 0 | 20 | 21 | 3 | 0 | 2 | 2 | |
| SEASON TOTAL | .303 | 77 | 274 | 40 | 83 | 13 | 0 | 8 | 29 | 0 | 0 | 0 | 30 | 39 | 4 | 2 | 3 | 5 | |
| Semien,M | .235 | 101 | 362 | 52 | 85 | 16 | 2 | 19 | 52 | 0 | 0 | 0 | 30 | 88 | 8 | 0 | 7 | 13 | |
| Smolinski,J | .236 | 63 | 178 | 18 | 42 | 2 | 0 | 5 | 19 | 1 | 0 | 3 | 13 | 31 | 1 | 2 | 8 | 1 | |
| Valencia,D | .277 | 86 | 310 | 42 | 86 | 17 | 1 | 9 | 33 | 0 | 1 | 3 | 21 | 75 | 1 | 0 | 8 | 7 | |
| Vogt,S | .264 | 87 | 322 | 43 | 85 | 21 | 2 | 9 | 38 | 0 | 2 | 3 | 24 | 54 | 0 | 0 | 2 | 6 | |
| Wendle,J | .323 | 18 | 62 | 8 | 20 | 1 | 0 | 1 | 9 | 0 | 2 | 0 | 3 | 7 | 1 | 0 | 1 | 2 | |
| PITCHERS | .000 | 103 | 16 | 0 | 0 | 0 | 0 | 0 | 0 | 2 | 0 | 0 | 0 | 9 | 0 | 0 | 0 | 6 | |
| TOTALS | .253 | 103 | 3535 | 448 | 895 | 183 | 15 | 113 | 439 | 9 | 21 | 21 | 274 | 736 | 35 | 16 | 93 | 60 | |
| PITCHER | ERA | W | L | G | GS | CG | SHO | SV | IP | AB | H | R | ER | HR | HB | BB | SO | WP | AVG |
| Alcantara,R | 8.22 | 1 | 1 | 2 | 2 | 0 | 0 | 0 | 7.2 | 35 | 12 | 7 | 7 | 5 | 0 | 1 | 4 | 1 | .343 |
| Axford,J | 4.22 | 3 | 2 | 44 | 0 | 0 | 0 | 2 | 42.2 | 158 | 38 | 20 | 20 | 4 | 1 | 21 | 39 | 4 | .241 |
| Bassitt,C | 6.75 | 0 | 0 | 1 | 1 | 0 | 0 | 0 | 5.1 | 25 | 8 | 4 | 4 | 1 | 0 | 2 | 4 | 0 | .320 |
| Cotton,J | 2.81 | 0 | 0 | 3 | 3 | 0 | 0 | 0 | 16.0 | 65 | 15 | 8 | 5 | 2 | 0 | 2 | 15 | 1 | .231 |
| Coulombe,D | 4.50 | 3 | 1 | 21 | 0 | 0 | 0 | 0 | 30.0 | 107 | 23 | 15 | 15 | 4 | 0 | 10 | 39 | 2 | .215 |
| Detwiler,R | 7.53 | 1 | 4 | 6 | 5 | 0 | 0 | 0 | 28.2 | 126 | 43 | 25 | 24 | 4 | 1 | 8 | 13 | 2 | .341 |
| SEASON TOTAL | 7.84 | 1 | 4 | 10 | 5 | 0 | 0 | 0 | 31.0 | 136 | 46 | 28 | 27 | 5 | 1 | 10 | 13 | 2 | .338 |
| Doolittle,S | 4.13 | 2 | 3 | 27 | 0 | 0 | 0 | 2 | 24.0 | 93 | 26 | 11 | 11 | 6 | 0 | 3 | 22 | 0 | .280 |
| Dull,R | 2.72 | 4 | 3 | 42 | 0 | 0 | 0 | 0 | 46.1 | 164 | 28 | 16 | 14 | 6 | 1 | 11 | 40 | 2 | .171 |
| Graveman,K | 3.92 | 6 | 8 | 21 | 21 | 2 | 1 | 0 | 131.0 | 507 | 136 | 59 | 57 | 15 | 4 | 26 | 75 | 0 | .268 |
| Gray,S | 6.57 | 3 | 8 | 14 | 14 | 0 | 0 | 0 | 74.0 | 290 | 84 | 56 | 54 | 12 | 2 | 27 | 64 | 13 | .290 |
| Hahn,J | 9.92 | 0 | 3 | 4 | 4 | 0 | 0 | 0 | 16.1 | 75 | 32 | 19 | 18 | 3 | 0 | 9 | 4 | 0 | .427 |
| Hendriks,L | 1.80 | 0 | 1 | 31 | 0 | 0 | 0 | 0 | 40.0 | 149 | 33 | 9 | 8 | 4 | 0 | 7 | 46 | 1 | .221 |
| Hill,R | 2.25 | 6 | 2 | 9 | 9 | 0 | 0 | 0 | 52.0 | 191 | 43 | 16 | 13 | 1 | 5 | 17 | 66 | 0 | .225 |
| SEASON TOTAL | 2.08 | 9 | 4 | 15 | 15 | 0 | 0 | 0 | 86.1 | 312 | 65 | 23 | 20 | 3 | 5 | 22 | 105 | 0 | .208 |
| Ladendorf,T | 0.00 | 0 | 0 | 1 | 0 | 0 | 0 | 0 | 1.0 | 4 | 1 | 0 | 0 | 0 | 0 | 1 | 0 | 0 | .250 |
| Madson,R | 4.75 | 4 | 5 | 40 | 0 | 0 | 0 | 20 | 41.2 | 161 | 42 | 22 | 22 | 6 | 2 | 14 | 33 | 4 | .261 |
| Manaea,S | 4.02 | 5 | 7 | 18 | 18 | 0 | 0 | 0 | 103.0 | 388 | 98 | 49 | 46 | 16 | 4 | 28 | 87 | 2 | .253 |
| Mengden,D | 8.29 | 2 | 3 | 8 | 8 | 0 | 0 | 0 | 38.0 | 158 | 48 | 36 | 35 | 5 | 1 | 16 | 33 | 3 | .304 |
| Neal,Z | 3.81 | 2 | 2 | 17 | 4 | 0 | 0 | 2 | 52.0 | 198 | 49 | 24 | 22 | 6 | 0 | 4 | 20 | 1 | .247 |
| Overton,D | 11.47 | 1 | 3 | 7 | 5 | 0 | 0 | 0 | 24.1 | 118 | 48 | 31 | 31 | 12 | 1 | 7 | 17 | 1 | .407 |
| Rodriguez,F | 3.97 | 1 | 0 | 20 | 0 | 0 | 0 | 0 | 22.2 | 78 | 16 | 10 | 10 | 2 | 0 | 12 | 26 | 1 | .205 |
| Rzepczynski,M | 3.57 | 1 | 0 | 33 | 0 | 0 | 0 | 0 | 22.2 | 89 | 24 | 9 | 9 | 1 | 2 | 14 | 18 | 3 | .270 |
| SEASON TOTAL | 2.67 | 1 | 0 | 44 | 0 | 0 | 0 | 0 | 30.1 | 111 | 25 | 9 | 9 | 1 | 4 | 17 | 24 | 3 | .225 |
| Schuster,P | 27.00 | 0 | 0 | 1 | 0 | 0 | 0 | 0 | 1.0 | 5 | 2 | 3 | 3 | 0 | 0 | 1 | 1 | 0 | .400 |
| SEASON TOTAL | 31.50 | 0 | 0 | 5 | 0 | 0 | 0 | 0 | 2.0 | 10 | 4 | 8 | 7 | 1 | 1 | 4 | 1 | 1 | .400 |
| Smith,C | 2.87 | 0 | 0 | 8 | 0 | 0 | 0 | 0 | 15.2 | 56 | 9 | 6 | 5 | 1 | 0 | 9 | 21 | 0 | .161 |
| Surkamp,E | 7.71 | 0 | 2 | 6 | 6 | 0 | 0 | 0 | 23.1 | 105 | 35 | 22 | 20 | 5 | 4 | 11 | 13 | 0 | .333 |
| Triggs,A | 4.14 | 0 | 0 | 18 | 3 | 0 | 0 | 0 | 41.1 | 161 | 41 | 21 | 19 | 3 | 2 | 12 | 40 | 1 | .255 |
| Wendelken,J | 6.43 | 0 | 0 | 5 | 0 | 0 | 0 | 0 | 7.0 | 29 | 9 | 6 | 5 | 1 | 0 | 6 | 4 | 2 | .310 |
| TOTALS | 4.72 | 45 | 58 | 103 | 103 | 2 | 5 | 26 | 907.2 | 3535 | 943 | 504 | 476 | 125 | 30 | 279 | 744 | 44 | .267 |

REVIEW

STATS VS. LEFT-HANDERS

| BATTER | AVG | G | AB | R | H | 2B | 3B | HR | RBI | SH | SF | HP | BB | SO | SB | CS | DP | SLG | OBP |
|---------------|-------------|-------------|------------|------------|-----------|----------|-----------|------------|----------|----------|-----------|-----------|------------|-----------|----------|-----------|-------------|-------------|------|
| Alcantara,A | .167 | 4 | 6 | 0 | 1 | 0 | 0 | 0 | 0 | 0 | 0 | 0 | 0 | 2 | 1 | 0 | 0 | .167 | .167 |
| Alonso,Y | .227 | 51 | 66 | 11 | 15 | 4 | 0 | 1 | 8 | 0 | 2 | 1 | 5 | 10 | 1 | 0 | 3 | .333 | .284 |
| Burns,B | .258 | 31 | 62 | 11 | 16 | 5 | 1 | 0 | 1 | 0 | 0 | 3 | 1 | 13 | 3 | 0 | 1 | .371 | .303 |
| SEASON TOTAL | .278 | 42 | 79 | 16 | 22 | 5 | 1 | 0 | 2 | 0 | 1 | 4 | 1 | 16 | 4 | 0 | 1 | .367 | .318 |
| Butler,B | .262 | 52 | 103 | 10 | 27 | 8 | 0 | 1 | 14 | 0 | 2 | 0 | 9 | 14 | 0 | 0 | 6 | .369 | .316 |
| SEASON TOTAL | .280 | 62 | 125 | 13 | 35 | 10 | 0 | 2 | 18 | 0 | 3 | 0 | 11 | 19 | 0 | 0 | 6 | .408 | .331 |
| Canha,M | .158 | 10 | 19 | 2 | 3 | 0 | 0 | 2 | 3 | 0 | 0 | 0 | 0 | 8 | 0 | 0 | 1 | .474 | .158 |
| Coghlan,C | .059 | 14 | 17 | 0 | 1 | 0 | 0 | 0 | 2 | 1 | 0 | 0 | 1 | 5 | 0 | 0 | 1 | .059 | .111 |
| SEASON TOTAL | .120 | 24 | 25 | 2 | 3 | 1 | 0 | 0 | 1 | 0 | 0 | 0 | 5 | 6 | 0 | 0 | 2 | .160 | .267 |
| Crisp,C | .217 | 44 | 83 | 7 | 18 | 3 | 0 | 2 | 15 | 1 | 1 | 0 | 6 | 12 | 0 | 1 | 1 | .325 | .267 |
| SEASON TOTAL | .214 | 55 | 98 | 8 | 21 | 4 | 0 | 3 | 19 | 2 | 1 | 0 | 9 | 16 | 0 | 1 | 1 | .347 | .278 |
| Davis,K | .267 | 70 | 131 | 21 | 35 | 7 | 0 | 10 | 27 | 0 | 3 | 1 | 13 | 37 | 0 | 1 | 6 | .550 | .331 |
| Eibner,B | .143 | 26 | 49 | 4 | 7 | 2 | 0 | 2 | 7 | 0 | 0 | 0 | 8 | 14 | 0 | 1 | 1 | .306 | .263 |
| SEASON TOTAL | .213 | 42 | 80 | 10 | 17 | 6 | 0 | 3 | 9 | 0 | 0 | 0 | 12 | 19 | 0 | 1 | 2 | .400 | .315 |
| Healy,R | .313 | 32 | 67 | 10 | 21 | 4 | 0 | 4 | 5 | 0 | 0 | 0 | 2 | 12 | 0 | 0 | 1 | .552 | .333 |
| Ladendorf,T | .000 | 14 | 26 | 1 | 0 | 0 | 0 | 0 | 1 | 0 | 0 | 0 | 1 | 7 | 0 | 0 | 2 | .000 | .037 |
| Lowrie,J | .298 | 45 | 84 | 9 | 25 | 3 | 0 | 0 | 7 | 0 | 1 | 0 | 5 | 14 | 0 | 0 | 4 | .333 | .333 |
| Maxwell II, B | .200 | 12 | 20 | 4 | 4 | 1 | 0 | 0 | 0 | 0 | 0 | 0 | 0 | 7 | 0 | 0 | 0 | .250 | .200 |
| McBride,M | .269 | 13 | 26 | 2 | 7 | 3 | 0 | 0 | 2 | 0 | 0 | 0 | 0 | 9 | 0 | 0 | 0 | .385 | .269 |
| Muncy,M | .200 | 3 | 5 | 1 | 1 | 0 | 0 | 0 | 1 | 0 | 0 | 0 | 0 | 1 | 0 | 0 | 0 | .200 | .200 |
| Nunez,R | .167 | 6 | 12 | 0 | 2 | 0 | 0 | 0 | 1 | 0 | 0 | 0 | 0 | 3 | 0 | 0 | 0 | .167 | .167 |
| Olson,M | .000 | 2 | 3 | 0 | 0 | 0 | 0 | 0 | 0 | 0 | 0 | 0 | 0 | 1 | 0 | 0 | 1 | .000 | .000 |
| Phegley,J | .250 | 16 | 36 | 4 | 9 | 3 | 0 | 0 | 2 | 0 | 0 | 1 | 3 | 6 | 0 | 0 | 3 | .333 | .325 |
| Pinder,C | .276 | 14 | 29 | 1 | 8 | 3 | 0 | 1 | 1 | 0 | 0 | 0 | 1 | 6 | 0 | 0 | 1 | .483 | .300 |
| Reddick,J | .172 | 36 | 64 | 6 | 11 | 0 | 0 | 0 | 4 | 0 | 0 | 0 | 7 | 11 | 1 | 0 | 3 | .172 | .254 |
| SEASON TOTAL | .155 | 60 | 97 | 10 | 15 | 0 | 0 | 0 | 4 | 0 | 0 | 0 | 7 | 19 | 1 | 2 | 3 | .155 | .212 |
| Semien,M | .257 | 74 | 148 | 22 | 38 | 5 | 0 | 11 | 19 | 0 | 0 | 0 | 9 | 33 | 3 | 1 | 4 | .514 | .299 |
| Smolinski,J | .276 | 51 | 105 | 13 | 29 | 2 | 1 | 5 | 13 | 0 | 0 | 1 | 9 | 10 | 1 | 1 | 5 | .457 | .339 |
| Valencia,D | .318 | 64 | 129 | 21 | 41 | 7 | 0 | 7 | 19 | 0 | 0 | 1 | 14 | 27 | 0 | 1 | 2 | .535 | .389 |
| Vogt,S | .196 | 61 | 92 | 5 | 18 | 5 | 1 | 1 | 13 | 0 | 0 | 3 | 3 | 21 | 0 | 0 | 1 | .304 | .245 |
| Wendle,J | .333 | 10 | 15 | 1 | 5 | 0 | 0 | 0 | 2 | 0 | 0 | 0 | 2 | 2 | 0 | 0 | 0 | .333 | .412 |
| PITCHERS | .000 | 3 | 0 | 0 | 0 | 0 | 0 | 0 | 0 | 1 | 0 | 0 | 0 | 3 | 0 | 0 | 0 | .000 | .000 |
| TOTALS | .244 | 1400 | 166 | 342 | 65 | 3 | 47 | 166 | 2 | 9 | 11 | 99 | 288 | 10 | 6 | 47 | .396 | .298 | |

| PITCHER | AVG | AB | H | HR | HB | BB | SO |
|---------------|-------------|-------------|------------|-----------|-----------|------------|------------|
| Alcantara,R | .306 | 49 | 15 | 4 | 1 | 3 | 7 |
| Axford,J | .256 | 117 | 30 | 2 | 1 | 11 | 22 |
| Bassitt,C | .210 | 62 | 13 | 2 | 0 | 7 | 12 |
| Cotton,J | .146 | 48 | 7 | 1 | 0 | 4 | 11 |
| Coulombe,D | .227 | 75 | 17 | 1 | 0 | 3 | 24 |
| Detwiler,R | .267 | 30 | 8 | 1 | 1 | 2 | 6 |
| Doolittle,S | .206 | 63 | 13 | 2 | 0 | 1 | 23 |
| Dull,R | .244 | 90 | 22 | 2 | 1 | 10 | 21 |
| Graveman,K | .272 | 390 | 106 | 10 | 3 | 35 | 61 |
| Gray,S | .286 | 234 | 67 | 6 | 1 | 16 | 49 |
| Hahn,J | .361 | 83 | 30 | 7 | 0 | 7 | 10 |
| Hendriks,L | .228 | 101 | 23 | 2 | 0 | 6 | 33 |
| Hill,R | .197 | 66 | 13 | 0 | 2 | 1 | 12 |
| Ladendorf,T | .000 | 1 | 0 | 0 | 0 | 1 | 0 |
| Madson,R | .244 | 119 | 29 | 5 | 0 | 8 | 23 |
| Manaea,S | .180 | 100 | 18 | 3 | 2 | 4 | 28 |
| Mengden,D | .283 | 138 | 39 | 3 | 1 | 18 | 34 |
| Neal,Z | .235 | 136 | 32 | 5 | 0 | 4 | 6 |
| Overton,D | .375 | 24 | 9 | 3 | 0 | 1 | 1 |
| Phegley,J | .000 | 0 | 0 | 0 | 0 | 0 | 0 |
| Rodriguez,F | .313 | 48 | 15 | 2 | 0 | 9 | 8 |
| Rzepczynski,M | .296 | 81 | 24 | 1 | 2 | 6 | 23 |
| Schuster,P | .111 | 9 | 1 | 0 | 0 | 2 | 2 |
| Smith,C | .188 | 32 | 6 | 0 | 0 | 7 | 10 |
| Surkamp,E | .310 | 42 | 13 | 2 | 2 | 5 | 3 |
| Triggs,A | .277 | 101 | 28 | 2 | 0 | 9 | 27 |
| Wendelken,J | .333 | 27 | 9 | 2 | 0 | 5 | 7 |
| TOTALS | .259 | 2266 | 587 | 68 | 17 | 185 | 463 |

STATS VS. RIGHT-HANDERS

| BATTER | AVG | G | AB | R | H | 2B | 3B | HR | RBI | SH | SF | HP | BB | SO | SB | CS | DP | SLG | OBP |
|---------------|-------------|-------------|----------------|------------|-----------|------------|------------|-----------|-----------|-----------|------------|------------|-----------|-----------|-----------|-------------|-------------|------|------|
| Alcantara,A | .231 | 15 | 13 | 2 | 3 | 1 | 0 | 0 | 2 | 0 | 0 | 0 | 0 | 6 | 2 | 3 | 1 | .308 | .231 |
| Alonso,Y | .257 | 154 | 416 | 41 | 107 | 30 | 0 | 6 | 48 | 0 | 2 | 0 | 40 | 64 | 2 | 1 | 12 | .373 | .321 |
| Burns,B | .226 | 68 | 212 | 21 | 48 | 6 | 3 | 0 | 11 | 3 | 1 | 1 | 9 | 17 | 11 | 3 | 2 | .283 | .260 |
| SEASON TOTAL | .220 | 87 | 232 | 23 | 51 | 6 | 3 | 0 | 11 | 3 | 1 | 2 | 9 | 21 | 13 | 5 | 2 | .272 | .254 |
| Butler,B | .288 | 65 | 118 | 14 | 34 | 8 | 0 | 3 | 17 | 0 | 0 | 0 | 10 | 20 | 0 | 0 | 7 | .432 | .344 |
| SEASON TOTAL | .288 | 71 | 125 | 14 | 36 | 8 | 0 | 3 | 17 | 0 | 0 | 0 | 10 | 23 | 0 | 0 | 7 | .424 | .341 |
| Canha,M | .091 | 11 | 22 | 2 | 2 | 0 | 0 | 1 | 3 | 1 | 1 | 1 | 0 | 12 | 0 | 1 | 0 | .227 | .125 |
| Coghlan,C | .156 | 50 | 141 | 14 | 22 | 5 | 0 | 5 | 13 | 0 | 0 | 1 | 12 | 42 | 1 | 1 | 1 | .298 | .227 |
| SEASON TOTAL | .195 | 95 | 236 | 33 | 46 | 11 | 2 | 6 | 29 | 0 | 1 | 3 | 30 | 67 | 2 | 1 | 2 | .335 | .293 |
| Crisp,C | .239 | 101 | 310 | 38 | 74 | 21 | 4 | 9 | 32 | 1 | 1 | 0 | 31 | 53 | 7 | 4 | 5 | .419 | .307 |
| SEASON TOTAL | .236 | 120 | 348 | 46 | 82 | 23 | 4 | 10 | 36 | 2 | 1 | 0 | 37 | 62 | 10 | 4 | 6 | .411 | .308 |
| Davis,K | .241 | 145 | 424 | 64 | 102 | 17 | 2 | 32 | 75 | 0 | 2 | 7 | 29 | 129 | 1 | 1 | 13 | .517 | .299 |
| Eibner,B | .183 | 35 | 60 | 6 | 11 | 2 | 1 | 1 | 5 | 0 | 1 | 0 | 5 | 13 | 0 | 1 | 1 | .300 | .242 |
| SEASON TOTAL | .178 | 57 | 107 | 11 | 19 | 4 | 1 | 3 | 13 | 1 | 1 | 0 | 7 | 31 | 0 | 1 | 1 | .318 | .226 |
| Healy,R | .302 | 66 | 202 | 26 | 61 | 16 | 0 | 9 | 32 | 1 | 0 | 1 | 10 | 48 | 0 | 0 | 6 | .515 | .338 |
| Ladendorf,T | .182 | 36 | 22 | 5 | 4 | 0 | 0 | 0 | 0 | 1 | 0 | 0 | 0 | 6 | 2 | 0 | 1 | .182 | .182 |
| Lambo,A | .000 | 1 | 1 | 0 | 0 | 0 | 0 | 0 | 0 | 0 | 0 | 0 | 0 | 0 | 0 | 0 | 0 | .000 | .000 |
| Lowrie,J | .252 | 85 | 254 | 21 | 64 | 9 | 1 | 2 | 20 | 0 | 3 | 1 | 21 | 51 | 0 | 0 | 6 | .319 | .308 |
| Maxwell II, B | .306 | 32 | 72 | 4 | 22 | 5 | 1 | 1 | 14 | 0 | 1 | 0 | 8 | 17 | 0 | 0 | 2 | .444 | .370 |
| McBride,M | .118 | 13 | 17 | 2 | 2 | 0 | 0 | 0 | 0 | 0 | 0 | 0 | 1 | 1 | 0 | 0 | 0 | .118 | .167 |
| Muncy,M | .185 | 51 | 108 | 12 | 20 | 2 | 0 | 2 | 7 | 0 | 0 | 0 | 20 | 23 | 0 | 0 | 2 | .259 | .313 |
| Nunez,R | .000 | 3 | 3 | 0 | 0 | 0 | 0 | 0 | 0 | 0 | 0 | 0 | 0 | 0 | 0 | 0 | 0 | .000 | .000 |
| Olson,M | .111 | 11 | 18 | 3 | 2 | 1 | 0 | 0 | 0 | 0 | 0 | 0 | 7 | 3 | 0 | 0 | 0 | .167 | .360 |
| Phegley,J | .262 | 22 | 42 | 7 | 11 | 3 | 0 | 1 | 8 | 0 | 1 | 1 | 2 | 7 | 0 | 0 | 1 | .405 | .304 |
| Pinder,C | .182 | 14 | 22 | 3 | 4 | 1 | 0 | 0 | 3 | 0 | 1 | 0 | 2 | 8 | 0 | 0 | 0 | .227 | .240 |
| Reddick,J | .341 | 63 | 179 | 27 | 61 | 11 | 1 | 8 | 24 | 0 | 1 | 0 | 21 | 23 | 4 | 0 | 4 | .547 | .408 |
| SEASON TOTAL | .322 | 107 | 301 | 43 | 97 | 17 | 1 | 10 | 33 | 0 | 1 | 0 | 32 | 37 | 7 | 1 | 5 | .485 | .386 |
| Semien,M | .231 | 150 | 420 | 50 | 97 | 22 | 2 | 16 | 56 | 1 | 1 | 0 | 42 | 106 | 7 | 1 | 8 | .407 | .300 |
| Smolinski,J | .216 | 87 | 185 | 15 | 40 | 4 | 1 | 2 | 14 | 1 | 2 | 6 | 10 | 34 | 0 | 1 | 6 | .281 | .276 |
| Valencia,D | .275 | 124 | 342 | 51 | 94 | 15 | 1 | 10 | 32 | 0 | 2 | 2 | 27 | 88 | 1 | 0 | 9 | .412 | .330 |
| Vogt,S | .264 | 130 | 398 | 49 | 105 | 25 | 1 | 13 | 43 | 0 | 3 | 1 | 32 | 62 | 0 | 0 | 5 | .430 | .318 |
| Wendle,J | .247 | 28 | 81 | 10 | 20 | 1 | 0 | 1 | 9 | 0 | 2 | 0 | 4 | 14 | 2 | 0 | 3 | .296 | .276 |
| PITCHERS | .000 | 18 | 0 | 0 | 0 | 0 | 0 | 0 | 0 | 2 | 0 | 0 | 0 | 10 | 0 | 0 | 0 | .000 | .000 |
| TOTALS | .246 | 4100 | 4871010 | 205 | 18 | 122 | 468 | 11 | 25 | 22 | 343 | 857 | 40 | 17 | 95 | .394 | .306 | | |

| PITCHER | AVG | AB | H | HR | HB | BB | SO |
|---------------|--------------|-------------|------------|------------|-----------|------------|------------|
| Alcantara,R | .364 | 44 | 16 | 5 | 3 | 1 | 7 |
| Axford,J | .259 | 135 | 35 | 4 | 2 | 19 | 38 |
| Bassitt,C | .386 | 57 | 22 | 3 | 0 | 7 | 11 |
| Cotton,J | .217 | 60 | 13 | 3 | 0 | 0 | 12 |
| Coulombe,D | .208 | 96 | 20 | 5 | 0 | 14 | 30 |
| Detwiler,R | .314 | 153 | 48 | 3 | 0 | 13 | 17 |
| Doolittle,S | .250 | 80 | 20 | 4 | 0 | 7 | 22 |
| Dull,R | .156 | 179 | 28 | 8 | 0 | 5 | 52 |
| Graveman,K | .270 | 333 | 90 | 12 | 4 | 12 | 47 |
| Gray,S | .286 | 231 | 66 | 12 | 1 | 26 | 45 |
| Hahn,J | .273 | 99 | 27 | 1 | 0 | 12 | 13 |
| Hendriks,L | .297 | 155 | 46 | 4 | 1 | 8 | 38 |
| Hill,R | .202 | 208 | 42 | 2 | 6 | 27 | 78 |
| Ladendorf,T | .333 | 3 | 1 | 0 | 0 | 0 | 0 |
| Madson,R | .270 | 126 | 34 | 2 | 2 | 12 | 26 |
| Manaea,S | .263 | 445 | 117 | 17 | 2 | 33 | 96 |
| Mengden,D | .286 | 154 | 44 | 6 | 3 | 15 | 37 |
| Neal,Z | .294 | 136 | 40 | 4 | 1 | 2 | 21 |
| Overton,D | .415 | 94 | 39 | 9 | 1 | 6 | 16 |
| Phegley,J | .000 | 2 | 0 | 0 | 0 | 0 | 1 |
| Rodriguez,F | .158 | 95 | 15 | 1 | 1 | 8 | 29 |
| Rzepczynski,M | .226 | 62 | 14 | 0 | 0 | 18 | 14 |
| Schuster,P | .421 | 19 | 8 | 0 | 0 | 4 | 4 |
| Smith,C | .151 | 53 | 8 | 2 | 0 | 6 | 19 |
| Surkamp,E | .333 | 126 | 42 | 6 | 3 | 16 | 19 |
| Triggs,A | .235 | 119 | 28 | 3 | 3 | 4 | 28 |
| Wendelken,J | .321 | 28 | 9 | 1 | 0 | 4 | 5 |
| TOTALS | ..265 | 3292 | 872 | 117 | 33 | 279 | 725 |

FINAL STANDINGS

LAST 10

| A.L. EAST | WON | LOST | PCT. | GB | GAMES | STREAK | HOME | ROAD | vs EAST | vs CENT | vs WEST | vs N.L. |
|-----------|-----|------|------|----|-------|--------|-------|-------|---------|---------|---------|---------|
| Boston | 93 | 69 | .574 | - | 5-5 | Lost 2 | 47-34 | 46-35 | 43-33 | 15-18 | 21-12 | 14-6 |
| Baltimore | 89 | 73 | .549 | 4 | 7-3 | Won 1 | 50-31 | 39-42 | 40-36 | 23-9 | 12-22 | 14-6 |
| Toronto | 89 | 73 | .549 | 4 | 6-4 | Won 2 | 46-35 | 43-38 | 40-36 | 18-15 | 18-15 | 13-7 |
| New York | 84 | 78 | .519 | 9 | 5-5 | Lost 1 | 48-33 | 36-45 | 35-41 | 21-12 | 20-13 | 8-12 |
| Tampa Bay | 68 | 94 | .420 | 25 | 3-7 | Won 2 | 36-45 | 32-49 | 32-44 | 11-23 | 15-17 | 10-10 |

LAST 10

| A.L. CENTRAL | WON | LOST | PCT. | GB | GAMES | STREAK | HOME | ROAD | vs EAST | vs CENT | vs WEST | vs N.L. |
|--------------|-----|------|------|------|-------|--------|-------|-------|---------|---------|---------|---------|
| Cleveland | 94 | 67 | .584 | - | 6-4 | Won 3 | 53-28 | 41-39 | 14-18 | 49-26 | 18-16 | 13-7 |
| Detroit | 86 | 75 | .534 | 8 | 5-5 | Lost 2 | 45-35 | 41-40 | 19-15 | 38-37 | 16-16 | 13-7 |
| Kansas City | 81 | 81 | .500 | 13.5 | 4-6 | Lost 4 | 47-34 | 34-47 | 15-17 | 46-30 | 10-24 | 10-10 |
| Chicago | 78 | 84 | .481 | 16.5 | 6-4 | Lost 2 | 45-36 | 33-48 | 19-14 | 32-44 | 18-15 | 9-11 |
| Minnesota | 59 | 103 | .364 | 35.5 | 4-6 | Won 2 | 30-51 | 29-52 | 10-24 | 24-52 | 17-15 | 8-12 |

LAST 10

| A.L. WEST | WON | LOST | PCT. | GB | GAMES | STREAK | HOME | ROAD | vs EAST | vs CENT | vs WEST | vs N.L. |
|----------------|-----------|-----------|-------------|-----------|------------|--------------|--------------|--------------|--------------|--------------|--------------|-------------|
| Texas | 95 | 67 | .586 | - | 5-5 | Lost 2 | 53-28 | 42-39 | 16-17 | 19-14 | 47-29 | 13-7 |
| Seattle | 86 | 76 | .531 | 9 | 6-4 | Lost 2 | 44-37 | 42-39 | 19-13 | 16-18 | 38-38 | 13-7 |
| Houston | 84 | 78 | .519 | 11 | 3-7 | Lost 1 | 43-38 | 41-40 | 15-18 | 17-16 | 41-35 | 11-9 |
| Los Angeles | 74 | 88 | .457 | 21 | 8-2 | Won 1 | 40-41 | 34-47 | 13-21 | 17-15 | 35-41 | 9-11 |
| Oakland | 69 | 93 | .426 | 26 | 3-7 | Won 2 | 34-47 | 35-46 | 16-17 | 17-16 | 29-47 | 7-13 |

LAST 10

| N.L. EAST | WON | LOST | PCT. | GB | GAMES | STREAK | HOME | ROAD | vs EAST | vs CENT | vs WEST | vs A.L. |
|--------------|-----|------|------|------|-------|--------|-------|-------|---------|---------|---------|---------|
| Washington | 95 | 67 | .586 | - | 6-4 | Won 2 | 50-31 | 45-36 | 51-25 | 17-16 | 15-18 | 12-8 |
| New York | 87 | 75 | .537 | 8 | 7-3 | Lost 1 | 44-37 | 43-38 | 40-36 | 22-10 | 13-21 | 12-8 |
| Miami | 79 | 82 | .491 | 15.5 | 3-7 | Lost 2 | 40-40 | 39-42 | 32-43 | 21-13 | 20-12 | 6-14 |
| Philadelphia | 71 | 91 | .438 | 24 | 2-8 | Won 1 | 37-44 | 34-47 | 30-46 | 12-21 | 18-15 | 11-9 |
| Atlanta | 68 | 93 | .422 | 26.5 | 8-2 | Won 2 | 31-50 | 37-43 | 36-39 | 13-20 | 11-22 | 8-12 |

LAST 10

| N.L. CENTRAL | WON | LOST | PCT. | GB | GAMES | STREAK | HOME | ROAD | vs EAST | vs CENT | vs WEST | vs A.L. |
|--------------|-----|------|------|------|-------|--------|-------|-------|---------|---------|---------|---------|
| Chicago | 103 | 58 | .640 | - | 7-3 | Won 1 | 57-24 | 46-34 | 19-14 | 50-26 | 19-13 | 15-5 |
| St. Louis | 86 | 76 | .531 | 17.5 | 6-4 | Won 4 | 38-43 | 48-33 | 17-16 | 42-34 | 19-14 | 8-12 |
| Pittsburgh | 78 | 83 | .484 | 25 | 2-8 | Lost 4 | 38-43 | 40-40 | 14-19 | 33-43 | 22-10 | 9-11 |
| Milwaukee | 73 | 89 | .451 | 30.5 | 5-5 | Won 2 | 41-40 | 32-49 | 16-17 | 31-45 | 15-18 | 11-9 |
| Cincinnati | 68 | 94 | .420 | 35.5 | 5-5 | Lost 1 | 38-43 | 30-51 | 14-19 | 33-43 | 16-17 | 5-15 |

LAST 10

| N.L. WEST | WON | LOST | PCT. | GB | GAMES | STREAK | HOME | ROAD | vs EAST | vs CENT | vs WEST | vs A.L. |
|---------------|-----|------|------|----|-------|--------|-------|-------|---------|---------|---------|---------|
| Los Angeles | 91 | 71 | .562 | - | 5-5 | Lost 3 | 53-28 | 38-43 | 19-13 | 19-15 | 43-33 | 10-10 |
| San Francisco | 87 | 75 | .537 | 4 | 7-3 | Won 4 | 45-36 | 42-39 | 17-16 | 17-16 | 45-31 | 8-12 |
| Colorado | 75 | 87 | .463 | 16 | 2-8 | Lost 2 | 42-39 | 33-48 | 20-14 | 11-21 | 35-41 | 9-11 |
| Arizona | 69 | 93 | .426 | 22 | 5-5 | Won 3 | 33-48 | 36-45 | 18-15 | 13-20 | 33-43 | 5-15 |
| San Diego | 68 | 94 | .420 | 23 | 4-6 | Lost 4 | 39-42 | 29-52 | 14-19 | 14-19 | 34-42 | 6-14 |

| A.L. WILD CARD | WON | LOST | PCT. | GB | N.L. WILD CARD | WON | LOST | PCT. | GB |
|----------------|-----|------|------|-----|----------------|-----|------|------|-----|
| Baltimore | 89 | 73 | .549 | - | New York | 87 | 75 | .537 | - |
| Toronto | 89 | 73 | .549 | - | San Francisco | 87 | 75 | .537 | - |
| Detroit | 86 | 75 | .534 | 2.5 | St. Louis | 86 | 76 | .531 | 1 |
| Seattle | 86 | 76 | .531 | 3 | Miami | 79 | 82 | .491 | 7.5 |
| Houston | 84 | 78 | .519 | 5 | Pittsburgh | 78 | 83 | .484 | 8.5 |
| New York | 84 | 78 | .519 | 5 | | | | | |

MAJOR LEAGUE ATTENDANCE

| CLUB | HOME | | | AMERICAN | | LEAGUE | | ROAD | | |
|----------------|-------------------|---------------|-------------|---------------|---------------|---------------|-------------------|---------------|-------------|-------|
| | TOTAL | AVERAGE | DATES | GAMES | SEASON | HIGH | DATE | TOTAL | AVERAGE | DATES |
| Toronto | 3,392,099 | 41,878 | 81 | (81) | 48,871 | 8-Apr | 2,435,293 | 30,065 | 81 | |
| New York | 3,063,405 | 37,820 | 81 | (81) | 48,339 | 3-Aug | 2,506,196 | 30,941 | 81 | |
| Los Angeles | 3,016,142 | 37,236 | 81 | (81) | 45,007 | 19-May | 2,322,769 | 28,676 | 81 | |
| Boston | 2,955,434 | 36,487 | 81 | (81) | 38,378 | 26-Jul | 2,615,524 | 32,290 | 81 | |
| Texas | 2,710,402 | 33,462 | 81 | (81) | 49,289 | 4-Apr | 2,232,432 | 27,561 | 81 | |
| Kansas City | 2,557,712 | 31,577 | 81 | (81) | 40,030 | 3-Apr | 2,266,362 | 27,980 | 81 | |
| Detroit | 2,493,859 | 31,173 | 80 | (80) | 45,409 | 8-Apr | 2,293,425 | 28,314 | 81 | |
| Houston | 2,306,623 | 28,477 | 81 | (81) | 43,332 | 11-Apr | 2,271,334 | 28,041 | 81 | |
| Seattle | 2,267,928 | 27,999 | 81 | (81) | 47,065 | 8-Apr | 2,293,037 | 28,309 | 81 | |
| Baltimore | 2,172,344 | 26,819 | 81 | (81) | 45,785 | 4-Apr | 2,575,551 | 31,797 | 81 | |
| Minnesota | 1,963,912 | 24,246 | 81 | (81) | 40,638 | 11-Apr | 2,215,948 | 27,357 | 81 | |
| Chicago | 1,746,293 | 21,829 | 80 | (81) | 39,553 | 26-Jul | 2,283,300 | 28,189 | 81 | |
| Cleveland | 1,591,667 | 19,650 | 81 | (81) | 34,493 | 5-Apr | 2,128,323 | 26,941 | 79 | |
| Oakland | 1,521,506 | 18,784 | 81 | (81) | 36,067 | 30-Jun | 2,390,449 | 29,512 | 81 | |
| Tampa Bay | 1,286,163 | 15,879 | 81 | (81) | 40,135 | 17-Jun | 2,437,344 | 30,091 | 81 | |
| Totals | 35,045,489 | 28,892 | 1213 | (1214) | | | 35,267,287 | 29,074 | 1213 | |

| CLUB | HOME | | | NATIONAL | | LEAGUE | | ROAD | | |
|---------------|-------------------|---------------|-------------|---------------|--------|--------|-------------------|---------------|-------------|-------|
| | TOTAL | AVERAGE | DATES | GAMES | SEASON | HIGH | DATE | TOTAL | AVERAGE | DATES |
| Los Angeles | 3,703,312 | 45,720 | 81 | (81) | 53,621 | 20-Sep | 2,669,701 | 32,959 | 81 | |
| St. Louis | 3,444,490 | 42,525 | 81 | (81) | 47,608 | 11-Apr | 2,487,400 | 31,093 | 80 | |
| San Francisco | 3,365,256 | 41,546 | 81 | (81) | 42,238 | 24-Jun | 2,605,302 | 32,164 | 81 | |
| Chicago | 3,232,420 | 39,906 | 81 | (81) | 41,702 | 16-Apr | 2,839,239 | 35,052 | 81 | |
| New York | 2,789,602 | 34,870 | 80 | (81) | 44,466 | 30-Apr | 2,463,347 | 30,792 | 80 | |
| Colorado | 2,602,524 | 32,130 | 81 | (81) | 49,360 | 8-Apr | 2,548,764 | 31,466 | 81 | |
| Washington | 2,481,938 | 30,641 | 81 | (81) | 42,000 | 15-Jun | 2,402,788 | 29,664 | 81 | |
| San Diego | 2,351,422 | 29,030 | 81 | (81) | 44,317 | 4-Apr | 2,660,659 | 32,848 | 81 | |
| Milwaukee | 2,314,614 | 28,575 | 81 | (81) | 44,643 | 23-Jul | 2,507,309 | 30,954 | 81 | |
| Pittsburgh | 2,249,201 | 28,115 | 80 | (81) | 39,500 | 3-Apr | 2,429,956 | 29,999 | 81 | |
| Arizona | 2,036,216 | 25,138 | 81 | (81) | 48,165 | 4-Apr | 2,648,840 | 32,702 | 81 | |
| Atlanta | 2,020,914 | 24,950 | 81 | (81) | 51,220 | 2-Oct | 2,242,131 | 28,027 | 80 | |
| Philadelphia | 1,915,144 | 23,644 | 81 | (81) | 45,229 | 11-Apr | 2,493,478 | 30,784 | 81 | |
| Cincinnati | 1,894,085 | 23,384 | 81 | (81) | 43,683 | 4-Apr | 2,583,533 | 31,895 | 81 | |
| Miami | 1,712,417 | 21,405 | 80 | (80) | 36,911 | 5-Apr | 2,309,310 | 28,510 | 81 | |
| Totals | 38,113,555 | 31,447 | 1212 | (1214) | | | 37,891,757 | 31,264 | 1212 | |

| | | | | | | | | | |
|---------------------|-------------------|---------------|-------------|---------------|--|--|-------------------|---------------|-------------|
| Grand Totals | 73,159,044 | 30,169 | 2425 | (2428) | | | 73,159,044 | 30,169 | 2425 |
|---------------------|-------------------|---------------|-------------|---------------|--|--|-------------------|---------------|-------------|

POSTSEASON RESULTS

AMERICAN LEAGUE WILD CARD GAME

Toronto 5, Baltimore 2 (11)

NATIONAL LEAGUE WILD CARD GAME

San Francisco 3, New York 0

AMERICAN LEAGUE DIVISION SERIES

Cleveland defeated Boston, 3 games to 0
Toronto defeated Texas, 3 games to 0

NATIONAL LEAGUE DIVISION SERIES

Chicago defeated San Francisco, 3 games to 1
Los Angeles defeated Washington, 3 games to 2

AMERICAN LEAGUE CHAMPIONSHIP SERIES

Cleveland defeated Toronto, 4 games to 1

NATIONAL LEAGUE CHAMPIONSHIP SERIES

Chicago defeated Los Angeles, 4 games to 2

WORLD SERIES

Chicago defeated Cleveland, 4 games to 3

AL TEAM LEADERS

CLUB BATTING

| CLUB | AVG | G | AB | R | H | TB | 2B | 3B | HR | RBI | SH | SF | HP | BB | IBB | SO | SB | CS | GI | | |
|----------------|-------------|--------------|--------------|-------------|-------------|-------------|------------|------------|-------------|-------------|------------|-------------|--------------|--------------|------------|--------------|------------|-------------|--------------|-------------|-------------|
| | | | | | | | | | | | | | | | | | | | DP | SLG | OBP |
| Boston | .282 | 162 | 5670 | 878 | 1598 | 2615 | 343 | 25 | 208 | 836 | 8 | 40 | 43 | 558 | 34 | 1160 | 83 | 24 | 137 | .461 | .348 |
| Detroit | .267 | 161 | 5526 | 750 | 1476 | 2421 | 252 | 30 | 211 | 719 | 17 | 38 | 53 | 493 | 32 | 1303 | 58 | 29 | 135 | .438 | .331 |
| Texas | .262 | 162 | 5525 | 765 | 1446 | 2394 | 257 | 23 | 215 | 746 | 18 | 40 | 70 | 436 | 23 | 1220 | 99 | 36 | 114 | .433 | .322 |
| Cleveland | .262 | 161 | 5484 | 777 | 1435 | 2356 | 308 | 29 | 185 | 733 | 31 | 60 | 49 | 531 | 16 | 1246 | 134 | 31 | 137 | .430 | .329 |
| Kansas City | .261 | 162 | 5552 | 675 | 1450 | 2221 | 264 | 33 | 147 | 640 | 38 | 34 | 45 | 382 | 23 | 1224 | 121 | 35 | 134 | .400 | .312 |
| Los Angeles | .260 | 162 | 5431 | 717 | 1410 | 2197 | 279 | 20 | 156 | 686 | 36 | 49 | 51 | 471 | 21 | 991 | 73 | 34 | 147 | .405 | .322 |
| Seattle | .259 | 162 | 5583 | 768 | 1446 | 2400 | 251 | 17 | 223 | 735 | 24 | 41 | 72 | 506 | 29 | 1288 | 56 | 28 | 138 | .430 | .326 |
| Chicago | .257 | 162 | 5550 | 686 | 1428 | 2275 | 277 | 33 | 168 | 656 | 29 | 44 | 53 | 455 | 16 | 1285 | 77 | 36 | 122 | .410 | .317 |
| Baltimore | .256 | 162 | 5524 | 744 | 1413 | 2449 | 265 | 6 | 253 | 710 | 17 | 36 | 44 | 468 | 19 | 1324 | 19 | 13 | 119 | .443 | .317 |
| New York | .252 | 162 | 5458 | 680 | 1378 | 2212 | 245 | 20 | 183 | 647 | 21 | 49 | 42 | 475 | 19 | 1188 | 72 | 22 | 121 | .405 | .315 |
| Minnesota | .251 | 162 | 5618 | 722 | 1409 | 2367 | 288 | 35 | 200 | 690 | 27 | 43 | 44 | 513 | 24 | 1426 | 91 | 32 | 96 | .421 | .316 |
| Toronto | .248 | 162 | 5479 | 759 | 1358 | 2333 | 276 | 18 | 221 | 728 | 26 | 40 | 55 | 632 | 16 | 1362 | 54 | 24 | 153 | .426 | .330 |
| Houston | .247 | 162 | 5545 | 724 | 1367 | 2310 | 291 | 29 | 198 | 689 | 27 | 31 | 47 | 554 | 31 | 1452 | 102 | 44 | 134 | .417 | .319 |
| Oakland | .246 | 162 | 5500 | 653 | 1352 | 2171 | 270 | 21 | 169 | 634 | 13 | 34 | 33 | 442 | 19 | 1145 | 50 | 23 | 142 | .395 | .304 |
| Tampa Bay | .243 | 162 | 5481 | 672 | 1333 | 2333 | 288 | 32 | 216 | 647 | 18 | 28 | 69 | 449 | 20 | 1482 | 60 | 37 | 88 | .426 | .307 |
| Totals | .257 | 82926 | 21299 | 4154 | 2953 | 350 | 770 | 342 | 1149 | 1917 | 321 | 1214 | 10970 | 35054 | 371 | 10496 | 607 | 7365 | 19096 | 448 | .423 |

CLUB PITCHING

| CLUB | W | L | ERA | G | CG | SHO | SV | IP | H | R | ER | HR | HB | BB | IBB | SO | WP | BK | AVG |
|----------------|-------------|-------------|-------------|-------------|-----------|------------|------------|----------------|------------------------|-------------|------------|-------------|-----------------|------------|-----------|-------------|-----------|----------|-------------|
| Toronto | 89 | 73 | 3.78 | 162 | 0 | 10 | 43 | 1459.1 | 1340 | 666 | 613 | 183 | 59 | 461 | 10 | 1314 | 50 | 7 | .242 |
| Cleveland | 94 | 67 | 3.84 | 161 | 5 | 11 | 37 | 1445.0 | 1330 | 676 | 617 | 186 | 34 | 461 | 34 | 1398 | 49 | 7 | .243 |
| Seattle | 86 | 76 | 4.00 | 162 | 2 | 8 | 49 | 1457.0 | 1410 | 707 | 647 | 213 | 55 | 460 | 30 | 1318 | 52 | 7 | .253 |
| Boston | 93 | 69 | 4.00 | 162 | 9 | 5 | 43 | 1439.2 | 1342 | 694 | 640 | 176 | 65 | 490 | 16 | 1362 | 52 | 0 | .246 |
| Houston | 84 | 78 | 4.06 | 162 | 2 | 8 | 44 | 1468.0 | 1441 | 701 | 663 | 181 | 39 | 453 | 19 | 1396 | 98 | 2 | .256 |
| Chicago | 78 | 84 | 4.10 | 162 | 7 | 10 | 43 | 1446.2 | 1422 | 715 | 659 | 185 | 68 | 521 | 30 | 1270 | 72 | 2 | .257 |
| New York | 84 | 78 | 4.16 | 162 | 0 | 10 | 48 | 1428.1 | 1358 | 702 | 660 | 214 | 57 | 444 | 15 | 1393 | 52 | 2 | .248 |
| Tampa Bay | 68 | 94 | 4.20 | 162 | 1 | 8 | 42 | 1426.1 | 1395 | 713 | 665 | 210 | 32 | 491 | 25 | 1357 | 61 | 7 | .255 |
| Kansas City | 81 | 81 | 4.21 | 162 | 3 | 7 | 41 | 1440.0 | 1433 | 712 | 674 | 206 | 60 | 517 | 8 | 1287 | 55 | 7 | .259 |
| Baltimore | 89 | 73 | 4.22 | 162 | 1 | 9 | 54 | 1432.0 | 1408 | 715 | 671 | 183 | 51 | 545 | 23 | 1248 | 59 | 3 | .258 |
| Detroit | 86 | 75 | 4.24 | 161 | 3 | 8 | 47 | 1428.0 | 1417 | 721 | 672 | 182 | 51 | 462 | 25 | 1232 | 44 | 4 | .260 |
| Los Angeles | 74 | 88 | 4.28 | 162 | 4 | 12 | 29 | 1421.1 | 1480 | 727 | 676 | 208 | 56 | 498 | 27 | 1136 | 47 | 10 | .269 |
| Seattle | 95 | 67 | 4.37 | 162 | 1 | 6 | 56 | 1443.0 | 1441 | 757 | 700 | 201 | 53 | 534 | 16 | 1154 | 45 | 5 | .260 |
| Oakland | 69 | 93 | 4.51 | 162 | 2 | 7 | 42 | 1433.1 | 1459 | 761 | 718 | 185 | 50 | 464 | 28 | 1188 | 70 | 3 | .263 |
| Minnesota | 59 | 103 | 5.08 | 162 | 4 | 3 | 26 | 1443.0 | 1617 | 889 | 814 | 221 | 41 | 479 | 26 | 1191 | 83 | 7 | .283 |
| Totals | 1229 | 1199 | 4.20 | 1214 | 44 | 122 | 644 | 21611.0 | 212931085610089 | 2934 | 771 | 7280 | 33219244 | 889 | 73 | .257 | | | |

CLUB FIELDING

| CLUB | PCT | G | PO | A | E | TC | DP | TP | PB |
|----------------|-------------|-------------|--------------|--------------|-------------|--------------|-------------|----------|------------|
| Houston | .987 | 162 | 4404 | 1599 | 77 | 6080 | 135 | 0 | 18 |
| Detroit | .987 | 161 | 4284 | 1537 | 75 | 5896 | 148 | 0 | 5 |
| Boston | .987 | 162 | 4319 | 1427 | 75 | 5821 | 139 | 0 | 37 |
| Baltimore | .987 | 162 | 4296 | 1579 | 80 | 5955 | 165 | 0 | 4 |
| Toronto | .986 | 162 | 4378 | 1622 | 88 | 6088 | 144 | 0 | 29 |
| New York | .985 | 162 | 4285 | 1536 | 86 | 5907 | 116 | 0 | 14 |
| Seattle | .985 | 162 | 4371 | 1575 | 89 | 6035 | 158 | 0 | 11 |
| Cleveland | .985 | 161 | 4335 | 1608 | 89 | 6032 | 126 | 0 | 12 |
| Kansas City | .984 | 162 | 4320 | 1526 | 94 | 5940 | 134 | 0 | 7 |
| Chicago | .984 | 162 | 4340 | 1536 | 95 | 5971 | 148 | 3 | 8 |
| Texas | .984 | 162 | 4329 | 1655 | 97 | 6081 | 190 | 0 | 11 |
| Oakland | .984 | 162 | 4300 | 1630 | 97 | 6027 | 152 | 0 | 11 |
| Tampa Bay | .984 | 162 | 4279 | 1410 | 94 | 5783 | 129 | 0 | 13 |
| Los Angeles | .983 | 162 | 4264 | 1483 | 97 | 5844 | 148 | 0 | 7 |
| Minnesota | .979 | 162 | 4329 | 1610 | 126 | 6065 | 172 | 0 | 9 |
| Totals | .985 | 1214 | 64833 | 23333 | 1359 | 89525 | 2204 | 3 | 196 |

CLUB MISCELLANEOUS

NOTE: "V.LHS/RHS" IS THE CLUB RECORD IN GAMES STARTED BY LEFT OR RIGHT HANDED PITCHERS, NOT NECESSARILY VERSUS THAT INDIVIDUAL PITCHER.

| CLUB | DOUBLEHEADERS | | | | | | | | | | | ATTENDANCE | |
|----------------|---------------|--------------|--------------|------------|--------------|--------------|--------------|------------|----------|----------|----------|------------------|------------------|
| | VS LHS | VS RHS | GRASS | ARTIF | DAY | NIGHT | 1-RUN | X-INN | W | L | S | HOME | ROAD |
| Baltimore | 23-23 | 66-50 | 80-63 | 9-10 | 27-18 | 62-55 | 21-16 | 6-2 | 0 | 0 | 0 | 2,172,344 | 2,575,551 |
| Boston | 20-17 | 73-52 | 82-61 | 11-8 | 27-23 | 66-46 | 20-24 | 7-4 | 0 | 0 | 0 | 2,955,434 | 2,615,524 |
| Chicago | 20-18 | 58-66 | 74-82 | 4-2 | 25-30 | 53-54 | 23-29 | 8-7 | 0 | 0 | 1 | 1,746,293 | 2,283,300 |
| Cleveland | 31-20 | 63-47 | 90-64 | 4-3 | 27-27 | 67-40 | 28-21 | 6-6 | 0 | 0 | 1 | 1,591,667 | 2,128,323 |
| Detroit | 25-22 | 61-53 | 81-72 | 5-3 | 33-27 | 53-48 | 26-17 | 5-4 | 0 | 0 | 0 | 2,493,859 | 2,293,425 |
| Houston | 27-26 | 57-52 | 82-74 | 2-4 | 29-25 | 55-53 | 28-25 | 10-8 | 0 | 0 | 0 | 2,306,623 | 2,271,334 |
| Kansas City | 21-22 | 60-59 | 79-76 | 2-5 | 23-19 | 58-62 | 23-25 | 7-3 | 0 | 0 | 0 | 2,557,712 | 2,266,362 |
| Los Angeles | 21-22 | 53-66 | 69-86 | 5-2 | 21-23 | 53-65 | 17-20 | 0-4 | 0 | 0 | 0 | 3,016,142 | 2,322,769 |
| Minnesota | 21-25 | 38-78 | 57-99 | 2-4 | 20-38 | 39-65 | 15-29 | 6-10 | 0 | 0 | 0 | 1,963,912 | 2,215,948 |
| New York | 25-26 | 59-52 | 78-65 | 6-13 | 26-27 | 58-51 | 24-12 | 4-3 | 0 | 0 | 0 | 3,063,405 | 2,506,196 |
| Oakland | 16-26 | 53-67 | 66-90 | 3-3 | 24-35 | 45-58 | 25-28 | 6-5 | 0 | 0 | 0 | 1,521,506 | 2,390,449 |
| Seattle | 24-34 | 62-42 | 83-73 | 3-3 | 28-24 | 58-52 | 30-30 | 9-8 | 0 | 0 | 0 | 2,267,928 | 2,293,037 |
| Tampa Bay | 18-26 | 50-68 | 26-46 | 42-48 | 27-31 | 41-63 | 13-27 | 4-3 | 0 | 0 | 0 | 1,286,163 | 2,437,344 |
| Texas | 22-19 | 73-48 | 93-62 | 2-5 | 24-23 | 71-44 | 36-11 | 6-6 | 0 | 0 | 0 | 2,710,402 | 2,232,432 |
| Toronto | 24-20 | 65-53 | 38-33 | 51-40 | 35-26 | 54-47 | 21-25 | 4-9 | 0 | 0 | 0 | 3,392,099 | 2,435,293 |

CLUB RANK BATTING

| CLUB | AVG | GI | | | | | | | | | | | | | | | | | | | |
|----------------|-----------|----------|-----------|-----------|-----------|-----------|----------|-----------|-----------|-----------|-----------|-----------|-----------|-----------|-----------|----------|-----------|----------|-----------|-----------|-----------|
| | | G | AB | R | H | TB | 2B | 3B | HR | RBI | SH | SF | HP | BB | IBB | SO | SB | CS | DPS | LG | OBP |
| Baltimore | 9 | 1 | 9 | 7 | 8 | 2 | 10 | 15 | 1 | 7 | 12 | 11 | 11 | 10 | 10 | 11 | 15 | 1 | 4 | 2 | 10 |
| Boston | 1 | 1 | 1 | 1 | 1 | 1 | 1 | 8 | 7 | 1 | 15 | 7 | 13 | 2 | 1 | 3 | 6 | 4 | 10 | 1 | 1 |
| Chicago | 8 | 1 | 5 | 11 | 7 | 11 | 7 | 2 | 13 | 11 | 4 | 4 | 5 | 11 | 13 | 8 | 7 | 12 | 6 | 11 | 9 |
| Cleveland | 4 | 14 | 11 | 2 | 6 | 7 | 2 | 6 | 10 | 4 | 3 | 1 | 8 | 4 | 13 | 7 | 1 | 8 | 10 | 6 | 4 |
| Detroit | 2 | 14 | 7 | 6 | 2 | 3 | 13 | 5 | 6 | 6 | 12 | 10 | 5 | 7 | 2 | 10 | 11 | 7 | 9 | 3 | 2 |
| Houston | 13 | 1 | 6 | 8 | 12 | 10 | 3 | 6 | 9 | 9 | 5 | 14 | 9 | 3 | 14 | 3 | 15 | 7 | 10 | 8 | |
| Kansas City | 5 | 1 | 4 | 13 | 3 | 12 | 11 | 2 | 15 | 14 | 1 | 12 | 10 | 15 | 6 | 6 | 2 | 11 | 7 | 14 | 13 |
| Los Angeles | 6 | 1 | 15 | 10 | 9 | 14 | 6 | 11 | 14 | 10 | 2 | 2 | 7 | 9 | 8 | 1 | 8 | 10 | 14 | 13 | 6 |
| Minnesota | 11 | 1 | 2 | 9 | 10 | 6 | 4 | 1 | 8 | 8 | 5 | 11 | 5 | 5 | 13 | 5 | 9 | 2 | 9 | 11 | |
| New York | 10 | 1 | 14 | 12 | 11 | 13 | 15 | 11 | 12 | 9 | 2 | 14 | 8 | 10 | 4 | 9 | 2 | 5 | 12 | 12 | |
| Oakland | 14 | 1 | 10 | 15 | 14 | 15 | 9 | 10 | 12 | 15 | 14 | 12 | 15 | 13 | 10 | 2 | 14 | 3 | 13 | 15 | 15 |
| Seattle | 7 | 1 | 3 | 3 | 4 | 4 | 14 | 14 | 2 | 3 | 8 | 6 | 1 | 6 | 4 | 9 | 12 | 6 | 12 | 5 | 5 |
| Tampa Bay | 15 | 1 | 12 | 14 | 15 | 8 | 4 | 4 | 4 | 12 | 10 | 15 | 3 | 12 | 9 | 15 | 10 | 14 | 1 | 8 | 14 |
| Texas | 3 | 1 | 8 | 4 | 4 | 5 | 12 | 9 | 5 | 2 | 10 | 7 | 2 | 14 | 6 | 5 | 4 | 12 | 3 | 4 | 7 |
| Toronto | 12 | 1 | 13 | 5 | 13 | 8 | 8 | 13 | 3 | 5 | 7 | 7 | 4 | 1 | 13 | 12 | 13 | 4 | 15 | 7 | 3 |

CLUB RANK PITCHING

| CLUB | W | L | ERA | G | CG | SHO | SV | IP | H | TBF | R | ER | HR | SH | SF | HB | BB | IBB | SO | WP | BK |
|----------------|-----------|----------|-----------|----------|----------|-----------|-----------|-----------|-----------|----------|-----------|-----------|----------|----------|-----------|----------|----------|-----------|-----------|-----------|----------|
| | | | | | | | | | | | | | | | | | | | | | |
| Boston | 3 | 13 | 4 | 1 | 1 | 14 | 7 | 9 | 3 | 4 | 3 | 3 | 1 | 9 | 5 | 14 | 9 | 4 | 4 | 6 | 1 |
| Chicago | 11 | 5 | 6 | 1 | 2 | 3 | 7 | 4 | 9 | 14 | 9 | 5 | 6 | 13 | 13 | 15 | 13 | 13 | 9 | 13 | 2 |
| Cleveland | 2 | 14 | 2 | 14 | 3 | 2 | 13 | 5 | 1 | 2 | 2 | 8 | 12 | 2 | 2 | 4 | 15 | 1 | 4 | 9 | |
| Detroit | 6 | 10 | 11 | 14 | 6 | 7 | 5 | 13 | 8 | 3 | 11 | 10 | 3 | 10 | 15 | 6 | 6 | 8 | 11 | 1 | 7 |
| Houston | 8 | 7 | 5 | 1 | 8 | 7 | 6 | 1 | 11 | 11 | 4 | 7 | 2 | 3 | 2 | 3 | 2 | 6 | 2 | 15 | 2 |
| Kansas City | 10 | 6 | 9 | 1 | 6 | 11 | 12 | 8 | 10 | 12 | 7 | 11 | 10 | 14 | 8 | 13 | 12 | 1 | 8 | 9 | 9 |
| Los Angeles | 12 | 4 | 12 | 1 | 4 | 1 | 14 | 15 | 14 | 7 | 12 | 12 | 11 | 7 | 12 | 10 | 11 | 11 | 15 | 3 | 15 |
| Minnesota | 15 | 1 | 15 | 1 | 4 | 15 | 15 | 6 | 15 | 15 | 15 | 15 | 11 | 10 | 4 | 8 | 10 | 12 | 14 | 9 | |
| New York | 8 | 7 | 7 | 1 | 14 | 3 | 4 | 12 | 4 | 1 | 5 | 6 | 14 | 5 | 1 | 11 | 1 | 3 | 3 | 6 | 2 |
| Oakland | 13 | 3 | 14 | 1 | 8 | 11 | 10 | 10 | 13 | 9 | 14 | 14 | 6 | 5 | 13 | 5 | 7 | 12 | 13 | 12 | 5 |
| Seattle | 6 | 9 | 3 | 1 | 8 | 7 | 3 | 3 | 7 | 10 | 6 | 4 | 13 | 8 | 6 | 9 | 3 | 13 | 6 | 6 | 9 |
| Tampa Bay | 14 | 2 | 8 | 1 | 11 | 7 | 10 | 14 | 5 | 5 | 8 | 8 | 12 | 15 | 11 | 1 | 10 | 8 | 5 | 11 | 9 |
| Texas | 1 | 14 | 13 | 1 | 11 | 13 | 1 | 6 | 11 | 13 | 13 | 13 | 9 | 4 | 9 | 8 | 14 | 4 | 14 | 2 | 8 |
| Toronto | 4 | 11 | 1 | 1 | 14 | 3 | 7 | 2 | 2 | 6 | 1 | 1 | 4 | 1 | 4 | 12 | 4 | 2 | 7 | 5 | 9 |

AL BATTING LEADERS

| BATTING AVERAGE | | HOME RUNS | | RUNS BATTED IN | | MULTI HIT GAMES | | | | | |
|-----------------|------------|-----------|----|----------------|------------|-----------------|--------------|-----|----|----------------|-----|
| .338 | Altuve,J | HOU | 47 | Trumbo,M | BAL | 127 | Encarnacio,E | TOR | 67 | Betts,M | BOS |
| .318 | Betts,M | BOS | 43 | Cruz,N | SEA | 127 | Ortiz,D | BOS | 63 | Altuve,J | HOU |
| .318 | Pedroia,D | BOS | 42 | Dozier,B | MIN | 119 | Pujols,A | LAA | 59 | Cano,R | SEA |
| .316 | Cabrera,M | DET | 42 | Davis,K | OAK | 113 | Betts,M | BOS | 57 | Pedroia,D | BOS |
| .315 | Trout,M | LAA | 42 | Encarnacio,E | TOR | 111 | Ramirez,H | BOS | 56 | Eaton,A | CWS |
| .315 | Ortiz,D | BOS | 40 | Frazier,T | CWS | 108 | Trumbo,M | BAL | 56 | Cabrera,M | CWS |
| .312 | Ramirez,J | CLE | 39 | Cano,R | SEA | 108 | Cabrera,M | DET | 55 | Abreu,J | CWS |
| .307 | Martinez,J | DET | 38 | Davis,C | BAL | 105 | Cruz,N | SEA | 55 | Desmond,I | TEX |
| .304 | Escobar,Y | LAA | 38 | Cabrera,M | DET | 104 | Hosmer,E | KC | 55 | Kinsler,I | DET |
| .302 | Andrus,E | TEX | 38 | Ortiz,D | BOS | 104 | Beltre,A | TEX | 54 | 2 players tied | |

| RUNS | | HITS | | TOTAL BASES | | GRAND SLAMS | | | | | |
|------|----------------|------|-----|----------------|-----|-------------|------------|-----|---|-----------------|-----|
| 123 | Trout,M | LAA | 216 | Altuve,J | HOU | 359 | Betts,M | BOS | 3 | Machado,M | BAL |
| 122 | Betts,M | BOS | 214 | Betts,M | BOS | 349 | Cano,R | SEA | 3 | Springer,G | HOU |
| 122 | Donaldson,J | TOR | 201 | Pedroia,D | BOS | 341 | Machado,M | BAL | 2 | Donaldson,J | TOR |
| 117 | Kinsler,I | DET | 195 | Cano,R | SEA | 340 | Altuve,J | HOU | 2 | Pedroia,D | BOS |
| 116 | Springer,G | HOU | 192 | Bogaerts,X | BOS | 336 | Dozier,B | MIN | 2 | Smith,S | SEA |
| 115 | Bogaerts,X | BOS | 188 | Machado,M | BAL | 335 | Cabrera,M | DET | 2 | Wilson,R | TB |
| 108 | Altuve,J | HOU | 188 | Cabrera,M | DET | 333 | Ortiz,D | BOS | 2 | Gomez,C | TEX |
| 107 | Desmond,I | TEX | 183 | Abreu,J | CWS | 330 | Longoria,E | TB | 2 | Teixeira,M | NYN |
| 107 | Cano,R | SEA | 182 | Lindor,F | CLE | 327 | Trumbo,M | BAL | 1 | 34 players tied | |
| 105 | 2 players tied | | 178 | 2 players tied | | 327 | Cruz,N | SEA | | | |

| DOUBLES | | TRIPLES | | STOLEN BASES | | HITTING STREAKS | | | | | |
|---------|----------------|---------|---|-----------------|-----|-----------------|----------------|-----|-----------------|------------|-----|
| 48 | Ortiz,D | BOS | 9 | Eaton,A | CWS | 43 | Davis,R | CLE | 29 | Bradley,J | BOS |
| 46 | Ramirez,J | CLE | 8 | Dyson,J | KC | 30 | Trout,M | LAA | 24-Apr - 25-May | | |
| 42 | Betts,M | BOS | 7 | Bradley,J | BOS | 30 | Altuve,J | HOU | 26 | Bogaerts,X | BOS |
| 42 | Altuve,J | HOU | 7 | Andrus,E | TEX | 30 | Dyson,J | KC | 6-May - 2-Jun | | |
| 42 | Cabrera,M | CWS | 6 | Anderson,T | CWS | 27 | Nunez,E | MIN | 24 | Dozier,B | MIN |
| 41 | Kipnis,J | CLE | 6 | Buxton,B | MIN | 26 | Betts,M | BOS | 27-Aug - 22-Sep | | |
| 41 | Longoria,E | TB | 6 | Miller,B | TB | 24 | Martin,L | SEA | 18 | Ramirez,J | CLE |
| 40 | Machado,M | BAL | 6 | Gardner,B | NYN | 24 | Andrus,E | TEX | 26-Jul - 14-Aug | | |
| 38 | Schoop,J | BAL | 6 | Escobar,A | KC | 22 | Ramirez,J | CLE | 18 | Hosmer,E | KC |
| 36 | 4 players tied | | 5 | 13 players tied | | 21 | 2 players tied | | 10-Apr - 29-Apr | | |

| WALKS | | ON BASE PERCENTAGE | | SLUGGING PERCENTAGE | | EXTRA BASE HITS | | | | | |
|-------|--------------|--------------------|------|---------------------|-----|-----------------|-------------|-----|----|----------------|-----|
| 116 | Trout,M | LAA | .441 | Trout,M | LAA | .620 | Ortiz,D | BOS | 87 | Ortiz,D | BOS |
| 109 | Donaldson,J | TOR | .404 | Donaldson,J | TOR | .563 | Cabrera,M | DET | 82 | Dozier,B | MIN |
| 99 | Santana,C | CLE | .401 | Ortiz,D | BOS | .555 | Cruz,N | SEA | 81 | Longoria,E | TB |
| 88 | Springer,G | HOU | .396 | Altuve,J | HOU | .550 | Trout,M | LAA | 78 | Betts,M | BOS |
| 88 | Davis,C | BAL | .393 | Cabrera,M | DET | .549 | Donaldson,J | TOR | 78 | Machado,M | BAL |
| 87 | Bautista,J | TOR | .376 | Pedroia,D | BOS | .546 | Dozier,B | MIN | 76 | Encarnacio,E | TOR |
| 87 | Encarnacio,E | TOR | .373 | Martinez,J | DET | .535 | Martinez,J | DET | 75 | Trumbo,M | BAL |
| 80 | Ortiz,D | BOS | .366 | Santana,C | CLE | .534 | Betts,M | BOS | 74 | Donaldson,J | TOR |
| 79 | Mauer,J | MIN | .366 | Bautista,J | TOR | .533 | Trumbo,M | BAL | 74 | Cano,R | SEA |
| 78 | Napoli,M | CLE | .363 | Ramirez,J | CLE | .533 | Cano,R | SEA | 71 | 2 players tied | |

| OUTFIELD ASSISTS | | HOME BATTING AVG | | ROAD BATTING AVG. | | RISP BATTING AVG | | | | | |
|------------------|------------|------------------|------|-------------------|-----|------------------|-------------------|------------|------|-----------|-----|
| 18 | Eaton,A | CWS | .362 | Martinez,J | DET | .376 | Altuve,J | HOU | .378 | Andrus,E | TEX |
| 14 | Betts,M | BOS | .347 | Ramirez,J | CLE | .324 | Escobar,Y | LAA | .372 | Altuve,J | HOU |
| 13 | Rasmus,C | HOU | .344 | Lindor,F | CLE | .323 | Cano,R | SEA | .362 | Escobar,Y | LAA |
| 13 | Bradley,J | BOS | .335 | Betts,M | BOS | .322 | Martinez,V | DET | .355 | Betts,M | BOS |
| 12 | Springer,G | HOU | .334 | Pedroia,D | BOS | .317 | Valencia,D | OAK | .355 | Ramirez,J | CLE |
| 12 | Cabrera,M | CWS | .333 | Ortiz,D | BOS | .311 | Cabrera,M | DET | .343 | Ortiz,D | BOS |
| 11 | Martin,L | SEA | .330 | Desmond,I | TEX | .307 | Calhoun,K | LAA | .331 | Beltre,A | TEX |
| 11 | Dyson,J | KC | .330 | Trout,M | LAA | .307 | Andrus,E | TEX | .328 | Trout,M | LAA |
| 10 | Trumbo,M | BAL | .323 | Bogaerts,X | BOS | .306 | Cruz,N | SEA | .325 | Pedroia,D | BOS |
| 10 | Rosario,E | MIN | .322 | Cabrera,M | DET | .301 | Betts,M | BOS | .324 | Pillar,K | TOR |

DAY BATTING AVG

| | | |
|------|------------|-----|
| .364 | Escobar,Y | LAA |
| .343 | Schoop,J | BAL |
| .342 | Machado,M | BAL |
| .340 | Altuve,J | HOU |
| .333 | Betts,M | BOS |
| .331 | Cruz,N | SEA |
| .327 | Beltre,A | TEX |
| .325 | Martin,L | SEA |
| .320 | Martinez,J | DET |
| .319 | Ramirez,H | BOS |

NIGHT BATTING AVG

| | | |
|------|-----------|-----|
| .336 | Altuve,J | HOU |
| .327 | Cabrera,M | DET |
| .324 | Ramirez,J | CLE |
| .322 | Pedroia,D | BOS |
| .321 | Ortiz,D | BOS |
| .317 | Trout,M | LAA |
| .317 | Andrus,E | TEX |
| .313 | Cano,R | SEA |
| .312 | Betts,M | BOS |
| .311 | Eaton,A | CWS |

VS RIGHTY AVG

| | | |
|------|------------|-----|
| .348 | Altuve,J | HOU |
| .331 | Betts,M | BOS |
| .321 | Cabrera,M | DET |
| .320 | Pedroia,D | BOS |
| .315 | Ortiz,D | BOS |
| .313 | Trout,M | LAA |
| .312 | Cano,R | SEA |
| .312 | Ramirez,J | CLE |
| .307 | Seager,K | SEA |
| .307 | Martinez,J | DET |

VS LEFTY AVG

| | | |
|------|-------------|------------|
| .348 | Andrus,E | TEX |
| .346 | Ramirez,H | BOS |
| .338 | Desmond,I | TEX |
| .338 | Beltran,C | TEX |
| .331 | Beltre,A | TEX |
| .330 | Morales,K | KC |
| .329 | Machado,M | BAL |
| .324 | Gregorius,D | NY Yankees |
| .323 | Trout,M | LAA |
| .322 | Cabrera,M | CWS |

CAUGHT STEALING

| | | |
|----|-------------|------------|
| 10 | Springer,G | HOU |
| 10 | Altuve,J | HOU |
| 9 | Aoki,N | SEA |
| 9 | Santana,D | MIN |
| 8 | Andrus,E | TEX |
| 8 | Ellsberry,J | NY Yankees |
| 7 | Odor,R | TEX |
| 7 | Ramirez,J | CLE |
| 7 | Trout,M | LAA |
| 7 | Dyson,J | KC |

SACRIFICE BUNTS

| | | |
|----|------------|-----|
| 10 | Escobar,A | KC |
| 8 | Perez,C | LAA |
| 8 | Dyson,J | KC |
| 7 | Eaton,A | CWS |
| 7 | Iglesias,J | DET |
| 7 | Carrera,E | TOR |
| 7 | Wilson,R | TB |
| 6 | Anderson,T | CWS |
| 6 | Mondesi,R | KC |
| 6 | Gonzalez,M | HOU |

SACRIFICE FLIES

| | | |
|----|-----------------|-----|
| 15 | Lindor,F | CLE |
| 9 | Abreu,J | CWS |
| 8 | Jones,A | BAL |
| 8 | Encarnacio,E | TOR |
| 7 | 10 players tied | |

STRIKEOUTS

| | | |
|------------|----------------|------------|
| 219 | Davis,C | BAL |
| 194 | Napoli,M | CLE |
| 179 | Upton,J | DET |
| 178 | Jean,M | MIN |
| 178 | Springer,G | HOU |
| 170 | Trumbo,M | BAL |
| 166 | Davis,K | OAK |
| 163 | Frazier,T | CWS |
| 160 | Desmond,I | TEX |
| 159 | 2 players tied | |

GROUNDING INTO DP

| | | |
|----|--------------|-----|
| 26 | Cabrera,M | DET |
| 24 | Pedroia,D | BOS |
| 24 | Pujols,A | LAA |
| 22 | Encarnacio,E | TOR |
| 22 | Ortiz,D | BOS |
| 21 | Abreu,J | CWS |
| 21 | Kipnis,J | CLE |
| 21 | Escobar,Y | LAA |
| 21 | Bautista,J | TOR |
| 20 | Morales,K | KC |

INTENTIONAL WALKS

| | | |
|----|------------|-----|
| 15 | Cabrera,M | DET |
| 15 | Ortiz,D | BOS |
| 12 | Trout,M | LAA |
| 11 | Altuve,J | HOU |
| 10 | Seager,K | SEA |
| 10 | Mauer,J | MIN |
| 9 | Machado,M | BAL |
| 8 | Cano,R | SEA |
| 8 | Martinez,V | DET |
| 7 | Abreu,J | CWS |

HIT BY PITCH

| | | |
|----|----------------|-----|
| 31 | Guyler,B | CLE |
| 15 | Abreu,J | CWS |
| 14 | Eaton,A | CWS |
| 13 | Kinsler,I | DET |
| 11 | Springer,G | HOU |
| 11 | Trout,M | LAA |
| 10 | Bradley,J | BOS |
| 10 | Martin, Jr,R | TOR |
| 9 | 3 players tied | |

AT BATS

| | | |
|-----|------------|-----|
| 672 | Betts,M | BOS |
| 655 | Cano,R | SEA |
| 652 | Bogaerts,X | BOS |
| 644 | Springer,G | HOU |
| 640 | Machado,M | BAL |
| 640 | Altuve,J | HOU |
| 637 | Escobar,A | KC |
| 633 | Longoria,E | TB |
| 633 | Pedroia,D | BOS |
| 625 | Desmond,I | TEX |

HARDEST TO FAN (PLATE APP. PER SO)

| | | |
|------|------------|-----|
| 10.3 | Iglesias,J | DET |
| 10.2 | Altuve,J | HOU |
| 10.0 | Ramirez,J | CLE |
| 9.7 | Beltre,A | TEX |
| 9.6 | Pedroia,D | BOS |
| 9.4 | Cabrera,M | CWS |
| 9.1 | Betts,M | BOS |
| 8.7 | Pujols,A | LAA |
| 8.5 | Escobar,Y | LAA |
| 8.1 | Andrus,E | TEX |

RBI RATIO (AT BATS PER RBI)

| | | |
|------------|----------------|------------|
| 4.2 | Ortiz,D | BOS |
| 4.7 | Encarnacio,E | TOR |
| 4.9 | Ramirez,H | BOS |
| 5.0 | Pujols,A | LAA |
| 5.4 | Davis,K | OAK |
| 5.5 | Trout,M | LAA |
| 5.5 | Cabrera,M | DET |
| 5.5 | Napoli,M | CLE |
| 5.6 | Beltre,A | TEX |
| 5.6 | Cruz,N | SEA |

HOME RUN RATIO (AT BATS PER HOME RUN)

| | | |
|-------------|----------------|------------|
| 13.0 | Trumbo,M | BAL |
| 13.2 | Davis,K | OAK |
| 13.7 | Cruz,N | SEA |
| 14.1 | Ortiz,D | BOS |
| 14.3 | Encarnacio,E | TOR |
| 14.6 | Dozier,B | MIN |
| 14.8 | Frazier,T | CWS |
| 14.9 | Davis,C | BAL |
| 15.6 | Donaldson,J | TOR |
| 15.7 | Cabrera,M | DET |

HARDEST TO DOUBLE UP (AT BATS PER GIDP)

| | | |
|-------------|---------------|------------|
| 123.6 | Kinsler,I | DET |
| 109.8 | Trout,M | LAA |
| 109.6 | Miller,B | TB |
| 103.2 | Eaton,A | CWS |
| 100.8 | Odor,R | TEX |
| 94.3 | Davis,C | BAL |
| 91.2 | Gardner,B | NY Yankees |
| 81.7 | Vogt,S | OAK |
| 66.7 | Headley,C | NY Yankees |
| 63.9 | Forsythe,,L | TB |

GAMES PLAYED

| | | |
|-----|----------------|-----|
| 162 | Schoop,J | BAL |
| 162 | Springer,G | HOU |
| 162 | Escobar,A | KC |
| 161 | Altuve,J | HOU |
| 161 | Cano,R | SEA |
| 160 | Longoria,E | TB |
| 160 | Encarnacio,E | TOR |
| 159 | 4 players tied | |

AL PITCHING LEADERS

EARNED RUN AVERAGE

| | | | | |
|------|-------------|-----|----|-------------|
| 3.00 | Sanchez,A | TOR | 22 | Porcello,R |
| 3.04 | Verlander,J | DET | 20 | Happ,J |
| 3.07 | Tanaka,M | NYN | 18 | Kluber,C |
| 3.14 | Kluber,C | CLE | 17 | Sale,C |
| 3.15 | Porcello,R | BOS | 17 | Price,D |
| 3.18 | Happ,J | TOR | 16 | Iwakuma,H |
| 3.20 | Quintana,J | CWS | 16 | Tillman,C |
| 3.32 | Hamels,C | TEX | 16 | Verlander,J |
| 3.34 | Sale,C | CWS | 15 | Sanchez,A |
| 3.38 | Santana,E | MIN | 15 | Hamels,C |

WINS

WINNING STREAKS

| | | |
|---------------|-----------|-----|
| 11 | Happ,J | TOR |
| 11-Jun-17-Aug | | |
| 10 | Sanchez,A | TOR |
| 29-Apr-25-Jul | | |
| 10 | Duffy,D | KC |
| 11-Jun-21-Aug | | |
| 9 | Sale,C | CWS |
| 4-Apr-19-May | | |
| 9 | Tillman,C | BAL |
| 27-Apr-19-Jun | | |

SAVES

| | | |
|-----------|-----------------|------------|
| 47 | Britton,Z | BAL |
| 44 | Rodriguez,F | DET |
| 38 | Dyson,S | TEX |
| 37 | Colome,A | TB |
| 37 | Robertson,D | CWS |
| 36 | Osuna,R | TOR |
| 32 | Allen,C | CLE |
| 31 | Kimbrel,C | BOS |
| 30 | Madson,R | OAK |
| 27 | Davis,W | KC |

GAMES STARTED

| | |
|----|----------------|
| 35 | Price,D |
| 34 | Verlander,J |
| 34 | Volquez,E |
| 33 | 8 players tied |

COMPLETE GAMES

| | | |
|----------|-------------------|------------|
| 6 | Sale,C | CWS |
| 4 | Wright,S | BOS |
| 3 | Porcello,R | BOS |
| 3 | Kluber,C | CLE |
| 2 | Graveman,K | OAK |
| 2 | Ventura,Y | KC |
| 2 | Verlander,J | DET |
| 2 | Price,D | BOS |
| 2 | Santana,E | MIN |
| 1 | 18 players tied | |

GAMES

| | | | | |
|----|----------------|-----|-------|-------------|
| 75 | Shaw,B | CLE | 230.0 | Price,D |
| 73 | Betances,D | NYN | 227.2 | Verlander,J |
| 73 | Dyson,S | TEX | 226.2 | Sale,C |
| 72 | Osuna,R | TOR | 223.0 | Porcello,R |
| 72 | Herrera,K | KC | 215.0 | Kluber,C |
| 72 | Pressly,R | MIN | 208.0 | Quintana,J |
| 71 | Brach,B | BAL | 204.0 | Stroman,M |
| 71 | Jones,N | CWS | 201.1 | Archer,C |
| 70 | 3 players tied | | 200.2 | Hamels,C |
| | | | 199.2 | Tanaka,M |

INNINGS PITCHED

STRIKEOUTS

| | | |
|-----|-------------|-----|
| 254 | Verlander,J | DET |
| 233 | Sale,C | CWS |
| 233 | Archer,C | TB |
| 228 | Price,D | BOS |
| 227 | Kluber,C | CLE |
| 207 | Pineda,M | NYN |
| 207 | Hamels,C | TEX |
| 189 | Porcello,R | BOS |
| 188 | Duffy,D | KC |
| 184 | Kennedy,I | KC |

WINNING PERCENTAGE

| | | | |
|------|------------|-----|--------|
| .882 | Sanchez,A | TOR | (15-2) |
| .846 | Porcello,R | BOS | (22-4) |
| .833 | Happ,J | TOR | (20-4) |
| .800 | Duffy,D | KC | (12-3) |
| .778 | Tanaka,M | NYN | (14-4) |
| .750 | Hamels,C | TEX | (15-5) |
| .727 | Tillman,C | BAL | (16-6) |
| .684 | Wright,S | BOS | (13-6) |
| .667 | Kluber,C | CLE | (18-9) |
| .654 | Price,D | BOS | (17-9) |

SHUTOUTS

| | |
|---|-----------------|
| 2 | Kluber,C |
| 1 | 13 players tied |

OPP. BATTING AVERAGE AGAINST

| | | |
|------|-------------|-----|
| .203 | Estrada,M | TOR |
| .207 | Verlander,J | DET |
| .216 | Kluber,C | CLE |
| .224 | Sanchez,A | TOR |
| .227 | Sale,C | CWS |
| .230 | Porcello,R | BOS |
| .231 | Happ,J | TOR |
| .236 | Tanaka,M | NYN |
| .236 | Kennedy,I | KC |
| .238 | Archer,C | TB |

HOME EARNED RUN AVERAGE

| | | |
|-------------|-------------------|------------|
| 2.65 | Archer,C | TB |
| 2.77 | Quintana,J | CWS |
| 2.90 | Happ,J | TOR |
| 2.97 | Porcello,R | BOS |
| 3.02 | Manaea,S | OAK |
| 3.07 | Verlander,J | DET |
| 3.24 | Perez,M | TEX |
| 3.24 | Kluber,C | CLE |
| 3.39 | Graveman,K | OAK |
| 3.41 | Kennedy,I | KC |

ROAD EARNED RUN AVERAGE

| | | |
|------|-------------|-----|
| 2.34 | Tanaka,M | NYN |
| 2.40 | Hamels,C | TEX |
| 2.48 | Sanchez,A | TOR |
| 2.87 | Sale,C | CWS |
| 2.95 | Santana,E | MIN |
| 2.97 | Tillman,C | BAL |
| 3.01 | Verlander,J | DET |
| 3.03 | Kluber,C | CLE |
| 3.09 | Fulmer,M | DET |
| 3.26 | Sabathia,C | NYN |

DAY EARNED RUN AVERAGE

| | | |
|------|-------------|-----|
| 2.60 | Moore,M | TB |
| 2.83 | Tanaka,M | NYN |
| 2.89 | Santana,E | MIN |
| 3.00 | Kennedy,I | KC |
| 3.07 | Happ,J | TOR |
| 3.10 | Kluber,C | CLE |
| 3.12 | Tillman,C | BAL |
| 3.21 | Salazar,D | CLE |
| 3.31 | Verlander,J | DET |
| 3.46 | Sale,C | CWS |

NIGHT EARNED RUN AVERAGE

| | | |
|------|-------------|-----|
| 2.50 | Sanchez,A | TOR |
| 2.89 | Verlander,J | DET |
| 2.90 | Quintana,J | CWS |
| 2.93 | Porcello,R | BOS |
| 2.97 | Hamels,C | TEX |
| 3.16 | Kluber,C | CLE |
| 3.19 | Tanaka,M | NYN |
| 3.27 | Sale,C | CWS |
| 3.28 | Happ,J | TOR |
| 3.39 | Dickey,R | TOR |

HITS ALLOWED

| | | |
|-----|------------|-----|
| 227 | Price,D | BOS |
| 218 | Iwakuma,H | SEA |
| 217 | Volquez,E | KC |
| 209 | Stroman,M | TOR |
| 209 | Weaver,J | LAA |
| 206 | McHugh,C | HOU |
| 205 | Perez,M | TEX |
| 202 | Nolasco,R | LAA |
| 196 | Graveman,K | OAK |
| 195 | Fister,D | HOU |

LOSSES

| | | |
|----|-----------------|-----|
| 19 | Archer,C | TB |
| 15 | Dickey,R | TOR |
| 14 | Nolasco,R | LAA |
| 13 | Shoemaker,M | LAA |
| 13 | Miley,W | BAL |
| 13 | Sanchez,A | DET |
| 12 | 12 players tied | |

HOME RUNS ALLOWED

| | | |
|----|-------------|-----|
| 37 | Weaver,J | LAA |
| 36 | Tomlin,J | CLE |
| 33 | Santiago,H | MIN |
| 33 | Kennedy,I | KC |
| 32 | Smyly,D | TB |
| 31 | Shields,J | CWS |
| 30 | Archer,C | TB |
| 30 | Verlander,J | DET |
| 30 | Price,D | BOS |
| 30 | Sanchez,A | DET |

FEWEST WALKS PER 9 IP

| | | |
|-----|------------|-----|
| 1.0 | Tomlin,J | CLE |
| 1.3 | Porcello,R | BOS |
| 1.6 | Tanaka,M | NYN |
| 1.8 | Sale,C | CWS |
| 2.0 | Price,D | BOS |
| 2.0 | Nolasco,R | LAA |
| 2.1 | Iwakuma,H | SEA |
| 2.1 | Duffy,D | KC |
| 2.2 | Quintana,J | CWS |
| 2.2 | Fiers,M | HOU |

WILD PITCHES

| | | |
|----|----------------|-----|
| 17 | Fiers,M | HOU |
| 15 | Gray,S | OAK |
| 14 | Giles,K | HOU |
| 13 | Ventura,Y | KC |
| 11 | Rodon,C | CWS |
| 11 | Archer,C | TB |
| 11 | Santana,E | MIN |
| 10 | 6 players tied | |

HIT BATSMEN

| | | |
|----|----------------|-----|
| 17 | Sale,C | CWS |
| 13 | Porcello,R | BOS |
| 13 | Kennedy,I | KC |
| 10 | Hernandez,F | SEA |
| 9 | Wright,M | BAL |
| 9 | Fulmer,M | DET |
| 9 | Bauer,T | CLE |
| 9 | Sabathia,C | NYN |
| 8 | 7 players tied | |

EARNED RUNS

| | | |
|-----|----------------|-----|
| 113 | Volquez,E | KC |
| 102 | Price,D | BOS |
| 100 | Weaver,J | LAA |
| 100 | Sanchez,A | DET |
| 99 | Stroman,M | TOR |
| 99 | Miley,W | BAL |
| 99 | Perez,M | TEX |
| 97 | Nolasco,R | LAA |
| 95 | 3 players tied | |

STRIKEOUTS PER 9 INN.

| | | |
|------|-------------|-----|
| 10.6 | Pineda,M | NYN |
| 10.4 | Archer,C | TB |
| 10.0 | Verlander,J | DET |
| 9.5 | Kluber,C | CLE |
| 9.4 | Duffy,D | KC |
| 9.3 | Sale,C | CWS |
| 9.2 | Rodon,C | CWS |
| 9.0 | Hamels,C | TEX |
| 8.9 | Price,D | BOS |
| 8.7 | Gausman,K | BAL |

BALKS

| | | |
|---|----------------|-----|
| 4 | Andriese,M | TB |
| 3 | Salazar,D | CLE |
| 3 | Soria,J | KC |
| 3 | Santana,E | MIN |
| 2 | 8 players tied | |

WALKS

| | | |
|----|------------|-----|
| 79 | Santiago,H | MIN |
| 78 | Ventura,Y | KC |
| 77 | Hamels,C | TEX |
| 76 | Perez,M | TEX |
| 76 | Volquez,E | KC |
| 72 | Jimenez,U | BAL |
| 70 | Bauer,T | CLE |
| 67 | Archer,C | TB |
| 66 | Tillman,C | BAL |
| 66 | Kennedy,I | KC |

RUNS ALLOWED

| | | |
|-----|----------------|-----|
| 124 | Volquez,E | KC |
| 110 | Perez,M | TEX |
| 108 | Sanchez,A | DET |
| 106 | Price,D | BOS |
| 106 | Weaver,J | LAA |
| 104 | Stroman,M | TOR |
| 104 | Nolasco,R | LAA |
| 103 | Duffey,T | MIN |
| 103 | Smyly,D | TB |
| 100 | 3 players tied | |

OPP. BAT. AVG. AGAINST

| | | |
|------|-------------|-----|
| .203 | Estrada,M | TOR |
| .207 | Verlander,J | DET |
| .216 | Kluber,C | CLE |
| .224 | Sanchez,A | TOR |
| .227 | Sale,C | CWS |
| .230 | Porcello,R | BOS |
| .231 | Happ,J | TOR |
| .236 | Tanaka,M | NYN |
| .236 | Kennedy,I | KC |
| .238 | Archer,C | TB |

GAMES FINISHED

| | | |
|----|----------------|-----|
| 63 | Britton,Z | BAL |
| 61 | Osuna,R | TOR |
| 55 | Allen,C | CLE |
| 55 | Rodriguez,F | DET |
| 53 | Dyson,S | TEX |
| 53 | Madson,R | OAK |
| 48 | Colome,A | TB |
| 48 | Robertson,D | CWS |
| 47 | Kimbrel,C | BOS |
| 40 | 2 players tied | |

AL ROOKIE BATTING LEADERS

BATTING AVERAGE

| | | | | | | | | | | | |
|------|--------------|-----|----|--------------|-----|----|--------------|-----|----|--------------|-----|
| .305 | Healy,R | OAK | 20 | Mazara,N | TEX | 64 | Mazara,N | TEX | 33 | Anderson,T | CWS |
| .302 | Kim,H | BAL | 20 | Sanchez,G | NYN | 63 | Kepler-Roz,M | MIN | 33 | Cuthbert,C | KC |
| .296 | Naquin,T | CLE | 17 | Kepler-Roz,M | MIN | 49 | Lee,D | SEA | 32 | Mazara,N | TEX |
| .283 | Merrifield,W | KC | 14 | Lee,D | SEA | 46 | Cuthbert,C | KC | 27 | Merrifield,W | KC |
| .283 | Anderson,T | CWS | 14 | Naquin,T | CLE | 43 | Naquin,T | CLE | 23 | Healy,R | OAK |
| .282 | Polanco,J | MIN | 13 | Healy,R | OAK | 42 | Sanchez,G | NYN | 22 | Kim,H | BAL |
| .274 | Cuthbert,C | KC | 12 | Park,B | MIN | 38 | Buxton,B | MIN | 22 | Naquin,T | CLE |
| .268 | Rickard,J | BAL | 12 | Cuthbert,C | KC | 37 | Healy,R | OAK | 20 | Lee,D | SEA |
| .266 | Mazara,N | TEX | 10 | Buxton,B | MIN | 34 | Bregman,A | HOU | 18 | Polanco,J | MIN |
| .253 | Lee,D | SEA | 9 | Anderson,T | CWS | 30 | Anderson,T | CWS | 18 | Kepler-Roz,M | MIN |

RUNS

| | | | | | | | | | | | |
|----|--------------|-----|-----|----------------|-----|-----|--------------|-----|---|--------------|-----|
| 59 | Mazara,N | TEX | 137 | Mazara,N | TEX | 216 | Mazara,N | TEX | 1 | Buxton,B | MIN |
| 57 | Anderson,T | CWS | 130 | Cuthbert,C | KC | 196 | Cuthbert,C | KC | 1 | Kepler-Roz,M | MIN |
| 52 | Kepler-Roz,M | MIN | 116 | Anderson,T | CWS | 177 | Anderson,T | CWS | | | |
| 52 | Naquin,T | CLE | 95 | Naquin,T | CLE | 168 | Kepler-Roz,M | MIN | | | |
| 49 | Cuthbert,C | KC | 93 | Kepler-Roz,M | MIN | 165 | Naquin,T | CLE | | | |
| 44 | Buxton,B | MIN | 92 | Kim,H | BAL | 141 | Healy,R | OAK | | | |
| 44 | Merrifield,W | KC | 88 | Merrifield,W | KC | 132 | Sanchez,G | NYN | | | |
| 36 | Kim,H | BAL | 82 | Healy,R | OAK | 128 | Kim,H | BAL | | | |
| 36 | Healy,R | OAK | 74 | Lee,D | SEA | 128 | Buxton,B | MIN | | | |
| 34 | Sanchez,G | NYN | 69 | 2 players tied | | 125 | Lee,D | SEA | | | |

HITS

TOTAL BASES

GRAND SLAMS

DOUBLES

| | | | | | | | | | | | |
|----|--------------|-----|---|--------------|-----|----|----------------|-----|----|-----------------|-----|
| 28 | Cuthbert,C | KC | 6 | Anderson,T | CWS | 11 | Gore,T | KC | 14 | Healy,R | OAK |
| 22 | Anderson,T | CWS | 6 | Buxton,B | MIN | 10 | Anderson,T | CWS | | 13-Aug - 28-Aug | |
| 22 | Merrifield,W | KC | 5 | Naquin,T | CLE | 10 | Buxton,B | MIN | 13 | Polanco,J | MIN |
| 20 | Kepler-Roz,M | MIN | 4 | Torreyes,R | NYN | 9 | Mondesi,R | KC | | 20-May - 11-Aug | |
| 20 | Healy,R | OAK | 4 | Polanco,J | MIN | 8 | Merrifield,W | KC | 12 | Cuthbert,C | KC |
| 19 | Buxton,B | MIN | 3 | Mondesi,R | KC | 8 | Ortega,R | LAA | | 7-Jul - 23-Jul | |
| 18 | Naquin,T | CLE | 3 | Mazara,N | TEX | 6 | Kepler-Roz,M | MIN | 11 | Anderson,T | CWS |
| 16 | Kim,H | BAL | 3 | Bregman,A | HOU | 6 | Naquin,T | CLE | | 6-Aug - 18-Aug | |
| 16 | White,T | HOU | 3 | Merrifield,W | KC | 6 | O'Malley,S | SEA | 10 | 5 streaks tied | |
| 15 | Polanco,J | MIN | 3 | Kemp,A | HOU | 4 | 2 players tied | | | | |

TRIPLES

STOLEN BASES

HITTING STREAKS

WALKS

| | | | | | | | | | | | |
|----|--------------|-----|------|--------------|-----|------|--------------|-----|----|----------------|-----|
| 42 | Kepler-Roz,M | MIN | .382 | Kim,H | BAL | .524 | Healy,R | OAK | 41 | Cuthbert,C | KC |
| 39 | Mazara,N | TEX | .372 | Naquin,T | CLE | .514 | Naquin,T | CLE | 39 | Kepler-Roz,M | MIN |
| 36 | Kim,H | BAL | .337 | Healy,R | OAK | .478 | Lee,D | SEA | 37 | Anderson,T | CWS |
| 36 | Naquin,T | CLE | .332 | Polanco,J | MIN | .432 | Anderson,T | CWS | 37 | Naquin,T | CLE |
| 32 | Cuthbert,C | KC | .323 | Merrifield,W | KC | .430 | Buxton,B | MIN | 36 | Mazara,N | TEX |
| 24 | Sanchez,G | NYN | .320 | Mazara,N | TEX | .424 | Polanco,J | MIN | 35 | Buxton,B | MIN |
| 23 | White,T | HOU | .319 | Rickard,J | BAL | .424 | Kepler-Roz,M | MIN | 33 | Healy,R | OAK |
| 23 | Buxton,B | MIN | .318 | Cuthbert,C | KC | .420 | Kim,H | BAL | 32 | Sanchez,G | NYN |
| 21 | Park,B | MIN | .312 | Lee,D | SEA | .419 | Mazara,N | TEX | 27 | Merrifield,W | KC |
| 20 | Lee,D | SEA | .309 | Kepler-Roz,M | MIN | .413 | Cuthbert,C | KC | 24 | 2 players tied | |

ON BASE PERCENTAGE

SLUGGING PERCENTAGE

EXTRA BASE HITS

OUTFIELD ASSISTS

| | | |
|---|----------------|-----|
| 9 | Kepler-Roz,M | MIN |
| 7 | Ortega,R | LAA |
| 7 | Mazara,N | TEX |
| 6 | Rickard,J | BAL |
| 6 | Naquin,T | CLE |
| 4 | Moya,S | DET |
| 4 | Kim,H | BAL |
| 3 | 4 players tied | |

AL ROOKIE PITCHING LEADERS

EARNED RUN AVERAGE

2.16 Devenski,C
 3.06 Fulmer,M
 3.54 Snell,B
3.86 Manaea,S
 4.02 Bundy,D
 5.27 Wilson,T

HOU 11 Fulmer,M
 DET 10 Bundy,D
 TB 8 Feliz,M
OAK 8 Givens,M
 BAL 7 **Manaea,S**
 BAL 7 Barnette,A
 7 Bush,M
 6 Snell,B
 5 Miranda,A
5 Dull,R

WINNING STREAKS

DET 7 Feliz,M
 BAL 24-May - 31-Aug
 HOU 6 Fulmer,M
 BAL 10-May - 12-Jun
OAK 5 Givens,M
 TEX 20-Apr - 3-Jun
 4 7 streaks tied

SAVES

18 Diaz,E
3 Dull,R
2 Neal,Z
 1 Green,C
 1 Garton,R
 1 Biagini,J
 1 Devenski,C
 1 Romero,E
 1 Bush,M

SEA 26 Fulmer,M
OAK 24 Manaea,S
OAK 19 Snell,B
 NYY 14 Berrios,J
 TB **14 Mengden,D**
 TOR 14 Bundy,D
 HOU 13 Wilson,T
 TB 12 Wright,M
 TEX 10 3 players tied

COMPLETE GAMES

DET 1 Fulmer,M
OAK
 TB
 MIN
OAK
 BAL
 BAL

GAMES

70 Dull,R
 66 Givens,M
 60 Biagini,J
 58 Bush,M
 57 Rogers,T
 53 Barnette,A
 52 Romero,E
 49 Diaz,E
 48 Devenski,C
 47 Feliz,M

OAK 159.0 Fulmer,M
 BAL **144.2 Manaea,S**
 TOR 109.2 Bundy,D
 TEX 108.1 Devenski,C
 MIN 94.0 Wilson,T
 TEX 89.0 Snell,B
 TB 74.2 Wright,M
 SEA 74.2 Givens,M
 HOU **74.1 Dull,R**
 HOU **72.0 Mengden,D**

STRIKEOUTS

DET 132 Fulmer,M
OAK 124 Manaea,S
 BAL 104 Devenski,C
 HOU 104 Bundy,D
 BAL 98 Snell,B
 TB 96 Givens,M
 BAL 95 Feliz,M
 BAL 88 Diaz,E
OAK 73 Dull,R
OAK 71 Mengden,D

WINNING PERCENTAGE

.625 Bundy,D BAL (10-6)
 .611 Fulmer,M DET (11-7)
.438 Manaea,S OAK (7-9)

SHUTOUTS

1 Fulmer,M

OPP. BATTING AVERAGE AGAINST

.206 Devenski,C
 .231 Fulmer,M
.248 Manaea,S
 .257 Bundy,D
 .269 Snell,B
 .288 Wilson,T

NL TEAM LEADERS

CLUB BATTING

| CLUB | AVG | G | AB | R | H | TB | 2B | 3B | HR | RBI | SH | SF | HP | BB | IBB | SO | SB | CS | GI | | |
|---------------|-------------|--------------|--------------|-------------|-------------|------------|------------|------------|-------------|-------------|-------------|-------------|--------------|--------------|------------|--------------|------------|-------------|--------------|------------|-------------|
| | | | | | | | | | | | | | | | | | | | DP | SLG | OBP |
| Colorado | .275 | 162 | 5614 | 845 | 1544 | 2568 | 318 | 47 | 204 | 805 | 54 | 34 | 40 | 494 | 35 | 1330 | 66 | 39 | 113 | .457 | .336 |
| Miami | .263 | 161 | 5547 | 655 | 1460 | 2187 | 259 | 42 | 128 | 626 | 46 | 38 | 54 | 447 | 40 | 1213 | 71 | 28 | 140 | .394 | .322 |
| Arizona | .261 | 162 | 5665 | 752 | 1479 | 2446 | 285 | 56 | 190 | 709 | 43 | 38 | 50 | 463 | 43 | 1427 | 137 | 31 | 117 | .432 | .320 |
| San Francisco | .258 | 162 | 5565 | 715 | 1437 | 2215 | 280 | 54 | 130 | 675 | 42 | 46 | 42 | 572 | 43 | 1107 | 79 | 36 | 120 | .398 | .329 |
| Pittsburgh | .257 | 162 | 5542 | 729 | 1426 | 2226 | 277 | 32 | 153 | 696 | 41 | 36 | 81 | 561 | 39 | 1334 | 110 | 45 | 133 | .402 | .332 |
| Chicago | .256 | 162 | 5503 | 808 | 1409 | 2359 | 293 | 30 | 199 | 767 | 42 | 37 | 96 | 656 | 45 | 1339 | 66 | 34 | 107 | .429 | .343 |
| Cincinnati | .256 | 162 | 5487 | 716 | 1403 | 2238 | 277 | 33 | 164 | 678 | 58 | 44 | 52 | 452 | 37 | 1284 | 139 | 51 | 129 | .408 | .316 |
| Washington | .256 | 162 | 5490 | 763 | 1403 | 2338 | 268 | 29 | 203 | 735 | 48 | 63 | 64 | 536 | 49 | 1252 | 121 | 39 | 102 | .426 | .326 |
| St. Louis | .255 | 162 | 5548 | 779 | 1415 | 2453 | 299 | 32 | 225 | 745 | 37 | 41 | 70 | 526 | 28 | 1318 | 35 | 26 | 117 | .442 | .325 |
| Atlanta | .255 | 161 | 5514 | 649 | 1404 | 2119 | 295 | 27 | 122 | 615 | 64 | 52 | 59 | 502 | 60 | 1240 | 75 | 34 | 145 | .384 | .321 |
| Los Angeles | .249 | 162 | 5518 | 725 | 1376 | 2257 | 272 | 21 | 189 | 680 | 30 | 32 | 58 | 525 | 31 | 1321 | 45 | 26 | 120 | .409 | .319 |
| New York | .246 | 162 | 5459 | 671 | 1342 | 2274 | 240 | 19 | 218 | 649 | 35 | 41 | 62 | 517 | 43 | 1302 | 42 | 18 | 123 | .417 | .316 |
| Milwaukee | .244 | 162 | 5330 | 671 | 1299 | 2168 | 249 | 19 | 194 | 641 | 53 | 39 | 37 | 599 | 34 | 1543 | 181 | 56 | 131 | .407 | .322 |
| Philadelphia | .240 | 162 | 5434 | 610 | 1305 | 2089 | 231 | 35 | 161 | 574 | 46 | 30 | 58 | 424 | 33 | 1376 | 96 | 45 | 112 | .384 | .301 |
| San Diego | .235 | 162 | 5419 | 686 | 1275 | 2115 | 257 | 26 | 177 | 654 | 36 | 36 | 58 | 449 | 30 | 1500 | 125 | 45 | 93 | .390 | .299 |
| Totals | .254 | 82635 | 20977 | 4100 | 2657 | 675 | 881 | 590 | 1388 | 1802 | .322 | 1214 | 10774 | 34052 | 502 | 10249 | 607 | 7723 | 19886 | 553 | .412 |

CLUB PITCHING

| CLUB | W | L | ERA | G | CG | SHO | SV | IP | H | R | ER | HR | HB | BB | IBB | SO | WP | BK | AVG |
|---------------|-------------|-------------|-------------|-------------|-----------|------------|------------|----------------|-------------------|------------------|------------|-------------|-----------------|------------|-----------|-------------|----|----|------|
| Chicago | 103 | 58 | 3.15 | 162 | 5 | 15 | 38 | 1459.2 | 1125 | 556 | 511 | 163 | 63 | 495 | 24 | 1441 | 80 | 0 | .212 |
| Washington | 95 | 67 | 3.51 | 162 | 1 | 12 | 46 | 1459.2 | 1272 | 612 | 570 | 155 | 57 | 468 | 43 | 1476 | 47 | 4 | .234 |
| New York | 87 | 75 | 3.57 | 162 | 1 | 13 | 55 | 1447.0 | 1397 | 617 | 574 | 152 | 35 | 439 | 39 | 1396 | 50 | 7 | .254 |
| San Francisco | 87 | 75 | 3.65 | 162 | 10 | 11 | 43 | 1460.1 | 1334 | 631 | 593 | 158 | 46 | 439 | 30 | 1309 | 40 | 6 | .243 |
| Los Angeles | 91 | 71 | 3.70 | 162 | 3 | 15 | 47 | 1453.0 | 1266 | 638 | 598 | 165 | 53 | 464 | 51 | 1510 | 58 | 5 | .233 |
| Miami | 79 | 82 | 4.05 | 161 | 0 | 12 | 55 | 1435.0 | 1358 | 682 | 646 | 152 | 61 | 595 | 62 | 1379 | 66 | 3 | .251 |
| St. Louis | 86 | 76 | 4.08 | 162 | 2 | 10 | 38 | 1448.1 | 1432 | 712 | 656 | 159 | 52 | 475 | 35 | 1290 | 50 | 1 | .258 |
| Milwaukee | 73 | 89 | 4.08 | 162 | 0 | 7 | 46 | 1434.1 | 1450 | 733 | 650 | 178 | 66 | 532 | 33 | 1175 | 48 | 2 | .263 |
| Pittsburgh | 78 | 83 | 4.21 | 162 | 5 | 5 | 51 | 1450.2 | 1490 | 758 | 679 | 180 | 68 | 533 | 28 | 1232 | 71 | 7 | .267 |
| San Diego | 68 | 94 | 4.43 | 162 | 1 | 9 | 35 | 1440.0 | 1425 | 770 | 708 | 183 | 53 | 569 | 44 | 1222 | 67 | 3 | .258 |
| Atlanta | 68 | 93 | 4.51 | 161 | 1 | 9 | 39 | 1447.2 | 1414 | 779 | 725 | 177 | 70 | 547 | 55 | 1227 | 83 | 4 | .256 |
| Philadelphia | 71 | 91 | 4.63 | 162 | 4 | 12 | 43 | 1437.0 | 1468 | 796 | 739 | 213 | 51 | 466 | 30 | 1299 | 57 | 9 | .265 |
| Colorado | 75 | 87 | 4.91 | 162 | 2 | 9 | 37 | 1429.1 | 1532 | 860 | 779 | 181 | 70 | 547 | 38 | 1223 | 72 | 5 | .274 |
| Cincinnati | 68 | 94 | 4.91 | 162 | 2 | 8 | 28 | 1442.0 | 1457 | 854 | 786 | 258 | 78 | 636 | 31 | 1241 | 61 | 12 | .263 |
| Arizona | 69 | 93 | 5.09 | 162 | 2 | 7 | 31 | 1451.1 | 1563 | 890 | 821 | 202 | 57 | 603 | 57 | 1318 | 69 | 7 | .275 |
| TOTALS | 1198 | 1228 | 4.16 | 1214 | 39 | 154 | 632 | 21695.1 | 2098310888 | 100352676 | 880 | 7808 | 60019738 | 919 | 75 | .254 | | | |

CLUB FIELDING

| CLUB | PCT | G | PO | A | E | TC | DP | TP | PB |
|---------------|-------------|-------------|--------------|--------------|-------------|--------------|-------------|----------|------------|
| San Francisco | .988 | 162 | 4381 | 1639 | 72 | 6092 | 136 | 0 | 6 |
| Washington | .988 | 162 | 4379 | 1425 | 73 | 5877 | 142 | 1 | 17 |
| Los Angeles | .986 | 162 | 4359 | 1448 | 80 | 5887 | 101 | 0 | 13 |
| Miami | .985 | 161 | 4305 | 1506 | 86 | 5897 | 137 | 0 | 9 |
| New York | .985 | 162 | 4341 | 1519 | 90 | 5950 | 138 | 0 | 8 |
| Philadelphia | .984 | 162 | 4311 | 1503 | 97 | 5911 | 142 | 1 | 10 |
| Arizona | .983 | 162 | 4354 | 1663 | 101 | 6118 | 143 | 0 | 17 |
| Chicago | .983 | 162 | 4379 | 1635 | 101 | 6115 | 116 | 0 | 12 |
| Atlanta | .983 | 161 | 4343 | 1565 | 101 | 6009 | 134 | 0 | 14 |
| Cincinnati | .983 | 162 | 4326 | 1549 | 102 | 5977 | 142 | 0 | 9 |
| St. Louis | .983 | 162 | 4345 | 1747 | 107 | 6199 | 169 | 0 | 10 |
| Pittsburgh | .982 | 162 | 4352 | 1745 | 111 | 6208 | 172 | 0 | 17 |
| Colorado | .982 | 162 | 4288 | 1749 | 110 | 6147 | 148 | 0 | 13 |
| San Diego | .982 | 162 | 4320 | 1623 | 109 | 6052 | 165 | 0 | 13 |
| Milwaukee | .978 | 162 | 4303 | 1671 | 136 | 6110 | 145 | 2 | 8 |
| TOTALS | .984 | 1214 | 65086 | 23987 | 1476 | 90549 | 2130 | 4 | 176 |

CLUB MISCELLANEOUS

NOTE: "V.LHS/RHS" IS THE CLUB RECORD IN GAMES STARTED BY LEFT OR RIGHT HANDED PITCHERS, NOT NECESSARILY VERSUS THAT INDIVIDUAL PITCHER.

| CLUB | DOUBLEHEADERS | | | | | | | | | | | ATTENDANCE | |
|---------------|---------------|--------|--------|-------|-------|-------|-------|-------|---|---|---|------------|-----------|
| | VS LHS | VS RHS | GRASS | ARTIF | DAY | NIGHT | 1-RUN | X-INN | W | L | S | HOME | ROAD |
| Arizona | 23-22 | 46-71 | 68-92 | 1-1 | 20-30 | 49-63 | 22-17 | 8-8 | 0 | 0 | 0 | 2,036,216 | 2,648,840 |
| Atlanta | 16-31 | 52-62 | 68-93 | 0-0 | 20-25 | 48-68 | 21-22 | 11-11 | 0 | 0 | 0 | 2,020,914 | 2,242,131 |
| Chicago | 28-17 | 75-41 | 103-58 | 0-0 | 45-28 | 58-30 | 22-23 | 9-4 | 0 | 0 | 0 | 3,232,420 | 2,839,239 |
| Cincinnati | 14-20 | 54-74 | 68-94 | 0-0 | 27-28 | 41-66 | 22-27 | 3-10 | 0 | 0 | 0 | 1,894,085 | 2,583,533 |
| Colorado | 19-29 | 56-58 | 75-87 | 0-0 | 29-26 | 46-61 | 12-20 | 3-6 | 0 | 0 | 0 | 2,602,524 | 2,548,764 |
| Los Angeles | 22-24 | 69-47 | 88-69 | 3-2 | 28-16 | 63-55 | 22-20 | 6-8 | 0 | 0 | 0 | 3,703,312 | 2,669,701 |
| Miami | 22-12 | 57-70 | 77-82 | 2-0 | 21-26 | 58-56 | 22-24 | 4-7 | 0 | 0 | 0 | 1,712,417 | 2,309,310 |
| Milwaukee | 30-19 | 43-70 | 73-89 | 0-0 | 27-31 | 46-58 | 23-28 | 4-9 | 0 | 0 | 0 | 2,314,614 | 2,507,309 |
| New York | 19-18 | 68-57 | 87-75 | 0-0 | 29-17 | 58-58 | 25-22 | 8-5 | 0 | 1 | 1 | 2,789,602 | 2,463,347 |
| Philadelphia | 17-17 | 54-74 | 70-90 | 1-1 | 22-32 | 49-59 | 28-23 | 7-6 | 0 | 0 | 0 | 1,915,144 | 2,493,478 |
| Pittsburgh | 20-9 | 58-74 | 78-83 | 0-0 | 19-30 | 59-53 | 20-21 | 8-5 | 1 | 0 | 0 | 2,249,201 | 2,429,956 |
| San Diego | 21-22 | 47-72 | 67-89 | 1-5 | 15-35 | 53-59 | 19-31 | 6-6 | 0 | 0 | 0 | 2,351,422 | 2,660,659 |
| San Francisco | 30-22 | 57-53 | 84-75 | 3-0 | 33-22 | 54-53 | 28-27 | 11-7 | 0 | 0 | 0 | 3,365,256 | 2,605,302 |
| St. Louis | 20-24 | 66-52 | 86-76 | 0-0 | 27-23 | 59-53 | 24-23 | 4-3 | 0 | 0 | 1 | 3,444,490 | 2,487,400 |
| Washington | 20-14 | 75-53 | 95-67 | 0-0 | 31-24 | 64-43 | 26-19 | 5-8 | 0 | 0 | 0 | 2,481,938 | 2,402,788 |

CLUB RANK BATTING

| CLUB | AVG | G | AB | R | H | TB | 2B | 3B | HR | RBI | SH | SF | HP | BB | IBB | SO | SB | CS | GI | | |
|---------------|-----|----|----|----|----|----|----|----|----|-----|----|----|----|----|-----|----|----|----|----|----|------|
| | | | | | | | | | | | | | | | | | | | DP | SL | GOBP |
| Arizona | 3 | 1 | 1 | 5 | 2 | 3 | 5 | 1 | 7 | 5 | 8 | 8 | 12 | 11 | 4 | 13 | 3 | 5 | 6 | 3 | 10 |
| Atlanta | 10 | 14 | 8 | 14 | 8 | 13 | 3 | 11 | 15 | 14 | 1 | 2 | 6 | 9 | 1 | 3 | 9 | 6 | 15 | 15 | 9 |
| Chicago | 6 | 1 | 9 | 2 | 7 | 4 | 4 | 9 | 5 | 2 | 9 | 10 | 1 | 1 | 3 | 11 | 11 | 6 | 3 | 4 | 1 |
| Cincinnati | 7 | 1 | 11 | 8 | 9 | 8 | 7 | 6 | 10 | 8 | 2 | 4 | 11 | 12 | 9 | 5 | 2 | 14 | 11 | 8 | 13 |
| Colorado | 1 | 1 | 2 | 1 | 1 | 1 | 1 | 3 | 3 | 1 | 3 | 13 | 14 | 10 | 10 | 9 | 11 | 9 | 5 | 1 | 2 |
| Los Angeles | 11 | 1 | 7 | 7 | 11 | 7 | 9 | 13 | 8 | 7 | 15 | 14 | 7 | 7 | 13 | 8 | 13 | 2 | 8 | 7 | 11 |
| Miami | 2 | 14 | 5 | 13 | 3 | 11 | 11 | 4 | 14 | 13 | 6 | 8 | 10 | 14 | 7 | 2 | 10 | 4 | 14 | 12 | 8 |
| Milwaukee | 13 | 1 | 15 | 11 | 14 | 12 | 13 | 14 | 6 | 12 | 4 | 7 | 15 | 2 | 11 | 15 | 1 | 15 | 12 | 9 | 7 |
| New York | 12 | 1 | 12 | 11 | 12 | 6 | 14 | 14 | 2 | 11 | 14 | 5 | 5 | 8 | 4 | 6 | 14 | 1 | 10 | 6 | 12 |
| Philadelphia | 14 | 1 | 13 | 15 | 13 | 15 | 15 | 5 | 11 | 15 | 6 | 15 | 7 | 15 | 12 | 12 | 7 | 11 | 4 | 14 | 14 |
| Pittsburgh | 5 | 1 | 6 | 6 | 5 | 9 | 7 | 7 | 12 | 6 | 11 | 11 | 2 | 4 | 8 | 10 | 6 | 11 | 13 | 10 | 3 |
| San Diego | 15 | 1 | 14 | 10 | 15 | 14 | 12 | 12 | 9 | 10 | 13 | 11 | 7 | 13 | 14 | 14 | 4 | 11 | 1 | 13 | 15 |
| San Francisco | 4 | 1 | 3 | 9 | 4 | 10 | 6 | 2 | 13 | 9 | 9 | 3 | 13 | 3 | 4 | 1 | 8 | 8 | 8 | 11 | 4 |
| St. Louis | 9 | 1 | 4 | 3 | 6 | 2 | 2 | 7 | 1 | 3 | 12 | 5 | 3 | 6 | 15 | 7 | 15 | 2 | 6 | 2 | 6 |
| Washington | 8 | 1 | 10 | 4 | 9 | 5 | 10 | 10 | 4 | 4 | 5 | 1 | 4 | 5 | 2 | 4 | 5 | 9 | 2 | 5 | 5 |

CLUB RANK PITCHING

| CLUB | W | L | ERA | G | CG | SHO | SV | IP | H | TBF | R | ER | HR | SH | SF | HB | BB | IBB | SO | WP | BK |
|---------------|----|----|-----|----|----|-----|----|----|----|-----|----|----|----|----|----|----|----|-----|----|----|----|
| | | | | | | | | | | | | | | | | | | | | | |
| Atlanta | 13 | 3 | 11 | 14 | 10 | 9 | 9 | 8 | 7 | 11 | 11 | 11 | 8 | 11 | 13 | 13 | 10 | 13 | 12 | 15 | 6 |
| Chicago | 1 | 15 | 1 | 1 | 2 | 1 | 10 | 2 | 1 | 1 | 1 | 1 | 6 | 2 | 4 | 10 | 7 | 1 | 3 | 14 | 1 |
| Cincinnati | 13 | 1 | 14 | 1 | 6 | 12 | 15 | 10 | 11 | 14 | 13 | 14 | 15 | 13 | 4 | 15 | 15 | 5 | 10 | 8 | 15 |
| Colorado | 9 | 7 | 13 | 1 | 6 | 9 | 12 | 15 | 14 | 12 | 14 | 13 | 11 | 9 | 6 | 13 | 10 | 8 | 13 | 13 | 8 |
| Los Angeles | 3 | 13 | 5 | 1 | 5 | 1 | 4 | 4 | 2 | 2 | 5 | 5 | 7 | 3 | 2 | 5 | 3 | 12 | 1 | 7 | 8 |
| Miami | 7 | 9 | 6 | 14 | 14 | 4 | 1 | 13 | 5 | 6 | 6 | 6 | 1 | 8 | 13 | 9 | 13 | 15 | 5 | 9 | 4 |
| Milwaukee | 10 | 6 | 8 | 1 | 14 | 13 | 5 | 14 | 10 | 9 | 8 | 7 | 9 | 5 | 7 | 11 | 8 | 6 | 15 | 3 | 3 |
| New York | 4 | 11 | 3 | 1 | 10 | 3 | 1 | 9 | 6 | 5 | 3 | 3 | 1 | 14 | 10 | 1 | 1 | 9 | 4 | 4 | 11 |
| Philadelphia | 11 | 5 | 12 | 1 | 4 | 4 | 7 | 12 | 12 | 6 | 12 | 12 | 14 | 9 | 15 | 3 | 4 | 3 | 8 | 6 | 14 |
| Pittsburgh | 8 | 8 | 9 | 1 | 2 | 15 | 3 | 6 | 13 | 13 | 9 | 9 | 10 | 15 | 11 | 12 | 9 | 2 | 11 | 12 | 11 |
| San Diego | 13 | 1 | 10 | 1 | 10 | 9 | 13 | 11 | 8 | 10 | 10 | 12 | 1 | 8 | 5 | 12 | 11 | 14 | 10 | 4 | |
| San Francisco | 4 | 11 | 4 | 1 | 1 | 7 | 7 | 1 | 4 | 4 | 4 | 4 | 4 | 6 | 3 | 2 | 1 | 3 | 7 | 1 | 10 |
| St. Louis | 6 | 10 | 7 | 1 | 6 | 8 | 10 | 7 | 9 | 6 | 7 | 8 | 5 | 4 | 11 | 4 | 6 | 7 | 9 | 4 | 2 |
| Washington | 2 | 14 | 2 | 1 | 10 | 4 | 5 | 2 | 3 | 3 | 2 | 2 | 3 | 11 | 1 | 7 | 5 | 10 | 2 | 2 | 6 |

REVIEW

NL BATTING LEADERS

BATTING AVERAGE

| | | |
|------|------------|-----|
| .348 | LeMahieu,D | COL |
| .347 | Murphy,D | WSH |
| .326 | Votto,J | CIN |
| .324 | Blackmon,C | COL |
| .319 | Segura,J | ARI |
| .311 | Marte,S | PIT |
| .308 | Seager,C | LA |
| .307 | Molina,Y | STL |
| .307 | Ramos,W | WSH |
| .305 | Braun,R | MIL |

HOME RUNS

| | | |
|----|------------|-----|
| 41 | Arenado,N | COL |
| 41 | Carter,C | MIL |
| 39 | Bryant,K | CHI |
| 35 | Kemp,M | ATL |
| 34 | Freeman,F | ATL |
| 33 | Duvall,A | CIN |
| 33 | Bruce,J | NY |
| 32 | Rizzo,A | CHI |
| 31 | Tomas,Y | ARI |
| 31 | Cespedes,Y | NY |

RUNS BATTED IN

| | | |
|-----|------------|-----|
| 133 | Arenado,N | COL |
| 109 | Rizzo,A | CHI |
| 108 | Kemp,M | ATL |
| 104 | Murphy,D | WSH |
| 103 | Duvall,A | CIN |
| 102 | Bryant,K | CHI |
| 100 | Gonzalez,C | COL |
| 99 | Bruce,J | NY |
| 98 | Yelich,C | MIA |
| 97 | Votto,J | CIN |

MULTI HIT GAMES

| | | |
|----|----------------|-----|
| 59 | LeMahieu,D | COL |
| 57 | Seager,C | LA |
| 57 | Arenado,N | COL |
| 57 | Segura,J | ARI |
| 56 | Murphy,D | WSH |
| 52 | Gonzalez,C | COL |
| 51 | Blackmon,C | COL |
| 50 | Yelich,C | MIA |
| 49 | 3 players tied | |

RUNS

| | | |
|-----|--------------|-----|
| 121 | Bryant,K | CHI |
| 116 | Arenado,N | COL |
| 111 | Blackmon,C | COL |
| 106 | Goldschmid,P | ARI |
| 105 | Seager,C | LA |
| 104 | LeMahieu,D | COL |
| 102 | Segura,J | ARI |
| 102 | Freeman,F | ATL |
| 101 | Votto,J | CIN |
| 99 | Myers,W | SD |

HITS

| | | |
|-----|------------|-----|
| 203 | Segura,J | ARI |
| 193 | Seager,C | LA |
| 192 | LeMahieu,D | COL |
| 187 | Blackmon,C | COL |
| 184 | Murphy,D | WSH |
| 183 | Prado,M | MIA |
| 182 | Arenado,N | COL |
| 181 | Votto,J | CIN |
| 178 | Freeman,F | ATL |
| 176 | Bryant,K | CHI |

TOTAL BASES

| | | |
|-----|------------|-----|
| 352 | Arenado,N | COL |
| 335 | Freeman,F | ATL |
| 334 | Bryant,K | CHI |
| 321 | Seager,C | LA |
| 319 | Blackmon,C | COL |
| 318 | Segura,J | ARI |
| 317 | Rizzo,A | CHI |
| 316 | Murphy,D | WSH |
| 311 | Kemp,M | ATL |
| 306 | Votto,J | CIN |

GRAND SLAMS

| | | |
|---|-----------------|-----|
| 2 | Cespedes,Y | NY |
| 2 | Baez,J | CHI |
| 2 | Piscotty,S | STL |
| 2 | Harper,B | WSH |
| 2 | Bour,J | MIA |
| 2 | Espinosa,D | WSH |
| 2 | Gonzalez,C | COL |
| 2 | Howard,R | PHI |
| 2 | Utley,C | LA |
| 1 | 40 players tied | |

DOUBLES

| | | |
|----|----------------|-----|
| 47 | Murphy,D | WSH |
| 43 | Rizzo,A | CHI |
| 43 | Freeman,F | ATL |
| 42 | Gonzalez,C | COL |
| 41 | Segura,J | ARI |
| 41 | Belt,B | SF |
| 40 | Seager,C | LA |
| 39 | Kemp,M | ATL |
| 38 | 5 players tied | |

TRIPLES

| | | |
|----|----------------|-----|
| 11 | Owings,C | ARI |
| 11 | Crawford,B | SF |
| 11 | Hernandez,C | PHI |
| 9 | Lamb,J | ARI |
| 8 | Turner,T | WSH |
| 8 | LeMahieu,D | COL |
| 8 | Belt,B | SF |
| 7 | 8 players tied | |

STOLEN BASES

| | | |
|----|--------------|-----|
| 62 | Villar,J | MIL |
| 58 | Hamilton,B | CIN |
| 47 | Marte,S | PIT |
| 34 | Perez,H | MIL |
| 33 | Turner,T | WSH |
| 33 | Segura,J | ARI |
| 32 | Goldschmid,P | ARI |
| 30 | Jankowski,T | SD |
| 30 | Gordon,D | MIA |
| 28 | Myers,W | SD |

HITTING STREAKS

| | | |
|-----------------|------------|-----|
| 30 | Freeman,F | ATL |
| 24-Aug - 28-Sep | | |
| 19 | Seager,C | LA |
| 16-Jun - 6-Jul | | |
| 19 | Inciarte,E | ATL |
| 19-Jul - 8-Aug | | |
| 19 | Gonzalez,C | COL |
| 18-Jul - 13-Aug | | |
| 19 | Pagan,A | SF |
| 31-Jul - 23-Aug | | |

WALKS

| | | |
|-----|--------------|-----|
| 110 | Goldschmid,P | ARI |
| 108 | Harper,B | WSH |
| 108 | Votto,J | CIN |
| 104 | Belt,B | SF |
| 96 | Zobrist,B | CHI |
| 89 | Freeman,F | ATL |
| 81 | Carpenter,M | STL |
| 79 | Villar,J | MIL |
| 79 | Fowler,D | CHI |
| 76 | Carter,C | MIL |

ON BASE PERCENTAGE

| | | |
|------|--------------|-----|
| .434 | Votto,J | CIN |
| .416 | LeMahieu,D | COL |
| .411 | Goldschmid,P | ARI |
| .400 | Freeman,F | ATL |
| .394 | Belt,B | SF |
| .393 | Fowler,D | CHI |
| .390 | Murphy,D | WSH |
| .386 | Zobrist,B | CHI |
| .385 | Bryant,K | CHI |
| .385 | Rizzo,A | CHI |

SLUGGING PERCENTAGE

| | | |
|------|------------|-----|
| .595 | Murphy,D | WSH |
| .570 | Arenado,N | COL |
| .569 | Freeman,F | ATL |
| .554 | Bryant,K | CHI |
| .552 | Blackmon,C | COL |
| .550 | Votto,J | CIN |
| .544 | Rizzo,A | CHI |
| .538 | Braun,R | MIL |
| .530 | Cespedes,Y | NY |
| .512 | Seager,C | LA |

EXTRA BASE HITS

| | | |
|----|----------------|-----|
| 83 | Freeman,F | ATL |
| 82 | Arenado,N | COL |
| 79 | Rizzo,A | CHI |
| 77 | Bryant,K | CHI |
| 77 | Murphy,D | WSH |
| 74 | Kemp,M | ATL |
| 71 | Seager,C | LA |
| 70 | Duvall,A | CIN |
| 69 | 4 players tied | |

OUTFIELD ASSISTS

| | | |
|----|----------------|-----|
| 17 | Marte,S | PIT |
| 14 | Inciarte,E | ATL |
| 12 | Braun,R | MIL |
| 11 | Herrera,O | PHI |
| 10 | Polanco,G | PIT |
| 10 | Bruce,J | NY |
| 9 | 5 players tied | |

HOME BATTING AVG

| | | |
|------|------------|-----|
| .391 | LeMahieu,D | COL |
| .361 | Murphy,D | WSH |
| .335 | Blackmon,C | COL |
| .325 | Segura,J | ARI |
| .321 | Pagan,A | SF |
| .321 | Seager,C | LA |
| .320 | Gonzalez,C | COL |
| .317 | Braun,R | MIL |
| .312 | Arenado,N | COL |
| .310 | Votto,J | CIN |

ROAD BATTING AVG

| | | |
|------|-------------|-----|
| .352 | Realmutto,J | MIA |
| .340 | Votto,J | CIN |
| .340 | Prado,M | MIA |
| .333 | Murphy,D | WSH |
| .327 | Hernandez,C | PHI |
| .325 | Molina,Y | STL |
| .324 | Freeman,F | ATL |
| .320 | Yelich,C | MIA |
| .319 | Marte,S | PIT |
| .313 | Blackmon,C | COL |

RISP BATTING AVG

| | | |
|------|------------|-----|
| .368 | Prado,M | MIA |
| .363 | Piscotty,S | STL |
| .356 | Votto,J | CIN |
| .356 | Arenado,N | COL |
| .355 | Murphy,D | WSH |
| .341 | Rizzo,A | CHI |
| .340 | Blackmon,C | COL |
| .336 | Braun,R | MIL |
| .333 | Ramos,W | WSH |
| .325 | Turner,J | LA |

DAY BATTING AVG

| | | |
|------|-------------|-----|
| .368 | Gonzalez,A | LA |
| .359 | Realmutto,J | MIA |
| .354 | Braun,R | MIL |
| .333 | Murphy,D | WSH |
| .327 | Ramos,W | WSH |
| .323 | Marte,S | PIT |
| .323 | Hernandez,C | PHI |
| .320 | Cabrera,A | NY |
| .320 | Blackmon,C | COL |
| .319 | LeMahieu,D | COL |

NIGHT BATTING AVG

| | | |
|------|------------|-----|
| .363 | LeMahieu,D | COL |
| .353 | Murphy,D | WSH |
| .344 | Votto,J | CIN |
| .326 | Blackmon,C | COL |
| .325 | Segura,J | ARI |
| .311 | Seager,C | LA |
| .306 | Prado,M | MIA |
| .305 | Molina,Y | STL |
| .305 | Marte,S | PIT |
| .300 | Freeman,F | ATL |

VS RIGHTY AVG

| | | |
|------|-------------|-----|
| .354 | LeMahieu,D | COL |
| .354 | Murphy,D | WSH |
| .334 | Seager,C | LA |
| .333 | Segura,J | CIN |
| .330 | Votto,J | ARI |
| .322 | Realmutto,J | MIA |
| .320 | Blackmon,C | COL |
| .315 | Marte,S | PIT |
| .309 | Gonzalez,C | COL |
| .308 | Molina,Y | STL |

VS LEFTY AVG

| | | |
|------|--------------|-----|
| .424 | Prado,M | MIA |
| .364 | Tomas,Y | ARI |
| .352 | Goldschmid,P | ARI |
| .344 | Braun,R | MIL |
| .341 | Cespedes,Y | NY |
| .341 | Hernandez,C | PHI |
| .331 | Blackmon,C | COL |
| .331 | LeMahieu,D | COL |
| .330 | Ramos,W | WSH |
| .329 | Murphy,D | WSH |

CAUGHT STEALING

| | | |
|----|--------------|-----|
| 18 | Villar,J | MIL |
| 13 | Hernandez,C | PHI |
| 12 | Jankowski,T | SD |
| 12 | Marte,S | PIT |
| 10 | Peraza,J | CIN |
| 10 | Harper,B | WSH |
| 10 | Segura,J | ARI |
| 9 | Ramirez,A | SD |
| 9 | Nieuwenhui,K | MIL |
| 9 | Blackmon,C | COL |

SACRIFICE BUNTS

| | | |
|----|----------------|-----|
| 13 | Scherzer,M | WSH |
| 11 | Straily,D | CIN |
| 11 | Hamilton,B | CIN |
| 11 | Teheran,J | ATL |
| 11 | Cueto,J | SF |
| 10 | Lester,J | CHI |
| 8 | 7 players tied | |

SACRIFICE FLIES

| | | |
|----|----------------|-----|
| 12 | Kemp,M | ATL |
| 10 | Harper,B | WSH |
| 10 | Carter,C | MIL |
| 9 | Crawford,B | SF |
| 9 | Markakis,N | ATL |
| 8 | 9 players tied | |

STRIKEOUTS

| | | |
|-----|------------|-----|
| 206 | Carter,C | MIL |
| 174 | Villar,J | MIL |
| 174 | Espinosa,D | WSH |
| 171 | Freeman,F | ATL |
| 164 | Duvall,A | CIN |
| 160 | Myers,W | SD |
| 156 | Kemp,M | ATL |
| 155 | Suarez,E | CIN |
| 154 | Lamb,J | ARI |
| 154 | Bryant,K | CHI |

GROUNDED INTO DP

| | | |
|----|------------|-----|
| 24 | Prado,M | MIA |
| 22 | Molina,Y | STL |
| 20 | Yelich,C | MIA |
| 20 | Braun,R | MIL |
| 20 | Kendrick,H | LA |
| 19 | LeMahieu,D | COL |
| 18 | Tomas,Y | ARI |
| 18 | Garcia,A | ATL |
| 18 | Carter,C | MIL |
| 18 | Posey,B | SF |

INTENTIONAL WALKS

| | | |
|----|----------------|-----|
| 20 | Harper,B | WSH |
| 18 | Freeman,F | ATL |
| 15 | Goldschmid,P | ARI |
| 15 | Votto,J | CIN |
| 12 | Espinosa,D | WSH |
| 10 | Arenado,N | COL |
| 10 | Crawford,B | SF |
| 10 | Murphy,D | WSH |
| 10 | Braun,R | MIL |
| 9 | 4 players tied | |

HIT BY PITCH

| | | |
|----|------------|-----|
| 24 | Dietrich,D | MIA |
| 20 | Espinosa,D | WSH |
| 18 | Bryant,K | CHI |
| 16 | Marte,S | PIT |
| 16 | Rizzo,A | CHI |
| 14 | Kang,J | PIT |
| 13 | Blackmon,C | COL |
| 12 | Russell,A | CHI |
| 12 | Piscotty,S | STL |
| 12 | Segura,J | ARI |

AT BATS

| | | |
|-----|----------------|-----|
| 637 | Segura,J | ARI |
| 627 | Seager,C | LA |
| 623 | Kemp,M | ATL |
| 618 | Arenado,N | COL |
| 603 | Bryant,K | CHI |
| 600 | Prado,M | MIA |
| 599 | Myers,W | SD |
| 599 | Markakis,N | ATL |
| 598 | McCutchen,A | PIT |
| 589 | 2 players tied | |

HARDEST TO FAN (PLATE APP. PER SO)

| | | |
|------|------------|-----|
| 11.2 | Panik,J | SF |
| 10.2 | Murphy,D | WSH |
| 9.5 | Prado,M | MIA |
| 9.2 | Molina,Y | STL |
| 9.0 | Posey,B | SF |
| 8.6 | Phillips,B | CIN |
| 8.5 | Inciarte,E | ATL |
| 8.2 | Pagan,A | SF |
| 8.1 | Span,D | SF |
| 7.9 | LeMahieu,D | COL |

RBI RATIO (AT BATS PER RBI)

| | | |
|-----|------------|-----|
| 4.6 | Arenado,N | COL |
| 5.1 | Murphy,D | WSH |
| 5.3 | Rizzo,A | CHI |
| 5.4 | Duvall,A | CIN |
| 5.4 | Bruce,J | NY |
| 5.5 | Russell,A | CHI |
| 5.6 | Cespedes,Y | NY |
| 5.6 | Braun,R | MIL |
| 5.7 | Votto,J | CIN |
| 5.7 | Lamb,J | ARI |

HOME RUN RATIO (AT BATS PER HOME RUN)

| | | |
|------|------------|-----|
| 13.4 | Carter,C | MIL |
| 15.1 | Arenado,N | COL |
| 15.5 | Cespedes,Y | NY |
| 15.5 | Bryant,K | CHI |
| 16.3 | Bruce,J | NY |
| 16.7 | Duvall,A | CIN |
| 17.0 | Braun,R | MIL |
| 17.1 | Tomas,Y | ARI |
| 17.3 | Freeman,F | ATL |
| 17.8 | Kemp,M | ATL |

HARDEST TO DOUBLE UP (AT BATS PER GIDP)

| | | |
|--------|-------------|-----|
| *512.0 | Utley,C | LA |
| 289.0 | Blackmon,C | COL |
| 201.0 | Bryant,K | CHI |
| 152.0 | Fowler,D | CHI |
| 132.8 | Murphy,D | WSH |
| 129.0 | Espinosa,D | WSH |
| 118.3 | Carpenter,M | STL |
| 113.4 | Rendon,A | WSH |
| 106.2 | Segura,J | ARI |
| 97.2 | Herrera,O | PHI |

* Has not hit into DP

GAMES PLAYED

| | | |
|-----|----------------|-----|
| 160 | Arenado,N | COL |
| 160 | Carter,C | MIL |
| 159 | Suarez,E | CIN |
| 159 | Herrera,O | PHI |
| 158 | Galvis,F | PHI |
| 158 | Goldschmid,P | ARI |
| 158 | Freeman,F | ATL |
| 158 | Markakis,N | ATL |
| 158 | Votto,J | CIN |
| 157 | 3 players tied | |

NL PITCHING LEADERS

EARNED RUN AVERAGE

| | | | | |
|------|---------------|-----|----|----------------|
| 2.13 | Hendricks,K | CHI | 20 | Scherzer,M |
| 2.44 | Lester,J | CHI | 19 | Lester,J |
| 2.60 | Syndergaard,N | NY | 18 | Arrieta,J |
| 2.74 | Bumgarner,M | SF | 18 | Cueto,J |
| 2.79 | Cueto,J | SF | 16 | Maeda,K |
| 2.83 | Roark,T | WSH | 16 | Fernandez,J |
| 2.86 | Fernandez,J | MIA | 16 | Martinez,C |
| 2.96 | Scherzer,M | WSH | 16 | Hendricks,K |
| 3.04 | Martinez,C | STL | 16 | Roark,T |
| 3.10 | Arrieta,J | CHI | 15 | 4 players tied |

WINNING STREAKS

| | | |
|-----------------|-------------|-----|
| 13 | Strasburg,S | WSH |
| 6-Apr - 15-Jul | | |
| 10 | Cueto,J | SF |
| 26-Apr - 6-Jul | | |
| 10 | Lester,J | CHI |
| 18-Jul - 25-Sep | | |
| 9 | Kershaw,C | LA |
| 1-May - 20-Jun | | |
| 9 | Arrieta,J | CHI |
| 4-Apr - 25-May | | |

SAVES

| | | |
|----|----------------|-----|
| 51 | Familia,J | NY |
| 47 | Melancon,M | WSH |
| 47 | Jansen,K | LA |
| 40 | Ramos,A | MIA |
| 37 | Gomez,J | PHI |
| 31 | Casilla,S | SF |
| 27 | Jeffress,J | MIL |
| 25 | Rodney,F | MIA |
| 20 | Johnson,J | ATL |
| 19 | 2 players tied | |

GAMES STARTED

| | |
|----|----------------|
| 34 | Bumgarner,M |
| 34 | Scherzer,M |
| 33 | Eickhoff,J |
| 33 | Roark,T |
| 33 | Koehler,T |
| 33 | Wainwright,A |
| 33 | Colon,B |
| 32 | 9 players tied |

COMPLETE GAMES

| | | |
|---|-----------------|-----|
| 5 | Cueto,J | SF |
| 4 | Bumgarner,M | SF |
| 4 | Kershaw,C | LA |
| 3 | Nova,I | PIT |
| 2 | Eflin,Z | PHI |
| 2 | Hendricks,K | CHI |
| 2 | Lester,J | CHI |
| 1 | 18 players tied | |

GAMES

| | | |
|----|----------------|-----|
| 82 | Hand,B | SD |
| 80 | Reed,A | NY |
| 79 | Neris,H | PHI |
| 79 | Delgado,R | ARI |
| 78 | Familia,J | NY |
| 77 | Wood,T | CHI |
| 76 | Oh,S | STL |
| 75 | 4 players tied | |

INNINGS PITCHED

| | |
|-------|--------------|
| 228.1 | Scherzer,M |
| 226.2 | Bumgarner,M |
| 219.2 | Cueto,J |
| 210.0 | Roark,T |
| 203.1 | Samardzija,J |
| 202.2 | Lester,J |
| 198.2 | Wainwright,A |
| 197.1 | Eickhoff,J |
| 197.1 | Arrieta,J |
| 195.1 | Martinez,C |

STRIKEOUTS

| | | |
|-----|---------------|-----|
| 284 | Scherzer,M | WSH |
| 253 | Fernandez,J | MIA |
| 251 | Bumgarner,M | SF |
| 218 | Syndergaard,N | NY |
| 218 | Ray,R | ARI |
| 198 | Cueto,J | SF |
| 197 | Lester,J | CHI |
| 190 | Arrieta,J | CHI |
| 185 | Gray,J | COL |
| 183 | Strasburg,S | WSH |

WINNING PERCENTAGE

| | | | |
|------|-------------|-----|--------|
| .792 | Lester,J | CHI | (19-5) |
| .789 | Strasburg,S | WSH | (15-4) |
| .783 | Cueto,J | SF | (18-5) |
| .750 | Kershaw,C | LA | (12-4) |
| .741 | Scherzer,M | WSH | (20-7) |
| .692 | Arrieta,J | CHI | (18-8) |
| .667 | Fernandez,J | MIA | (16-8) |
| .667 | Hendricks,K | CHI | (16-8) |
| .652 | Colon,B | NY | (15-8) |
| .650 | Greinke,Z | ARI | (13-7) |

SHUTOUTS

| | |
|---|-----------------|
| 3 | Kershaw,C |
| 2 | Cueto,J |
| 1 | 16 players tied |

OPP. BATTING AVERAGE AGAINST

| | | |
|------|-------------|-----|
| .194 | Arrieta,J | CHI |
| .199 | Scherzer,M | WSH |
| .207 | Hendricks,K | CHI |
| .211 | Lester,J | CHI |
| .213 | Bumgarner,M | SF |
| .218 | Lackey,J | CHI |
| .220 | Straily,D | CIN |
| .223 | Teheran,J | ATL |
| .224 | Fernandez,J | MIA |
| .228 | Roark,T | WSH |

HOME EARNED RUN AVERAGE

| | | |
|------|-------------|-----|
| 1.32 | Hendricks,K | CHI |
| 1.63 | Fernandez,J | MIA |
| 1.74 | Lester,J | CHI |
| 2.11 | Degrom,J | NY |
| 2.14 | Bumgarner,M | SF |
| 2.42 | Hammel,J | CHI |
| 2.56 | Scherzer,M | WSH |
| 2.62 | Lackey,J | CHI |
| 2.62 | Arrieta,J | CHI |
| 2.72 | Roark,T | WSH |

ROAD EARNED RUN AVERAGE

| | | |
|------|---------------|-----|
| 2.29 | Syndergaard,N | NY |
| 2.45 | Martinez,C | STL |
| 2.69 | Teheran,J | ATL |
| 2.78 | Cueto,J | SF |
| 2.95 | Hendricks,K | CHI |
| 2.96 | Roark,T | WSH |
| 3.17 | Lester,J | CHI |
| 3.28 | Scherzer,M | WSH |
| 3.39 | Bumgarner,M | SF |
| 3.59 | Arrieta,J | CHI |

DAY EARNED RUN AVERAGE

| | |
|------|---------------|
| 1.29 | Matz,S |
| 1.39 | Kershaw,C |
| 1.61 | Roark,T |
| 1.97 | Bumgarner,M |
| 2.01 | Degrom,J |
| 2.14 | Teheran,J |
| 2.42 | Hendricks,K |
| 2.45 | Syndergaard,N |
| 2.62 | Arrieta,J |
| 2.96 | Lester,J |

NIGHT EARNED RUN AVERAGE

| | | |
|------|---------------|-----|
| 1.83 | Hendricks,K | CHI |
| 2.09 | Lester,J | CHI |
| 2.52 | Cueto,J | SF |
| 2.59 | Scherzer,M | WSH |
| 2.65 | Syndergaard,N | NY |
| 2.77 | Fernandez,J | MIA |
| 2.93 | Martinez,C | STL |
| 2.96 | Lackey,J | CHI |
| 3.10 | Bumgarner,M | SF |
| 3.33 | Maeda,K | LA |

HITS ALLOWED

| | | |
|-----|--------------|-----|
| 220 | Wainwright,A | STL |
| 204 | Bettis,C | COL |
| 203 | Leake,M | STL |
| 200 | Colon,B | NY |
| 195 | Cueto,J | SF |
| 190 | Samardzija,J | SF |
| 187 | Perdomo,L | SD |
| 187 | Eickhoff,J | PHI |
| 186 | Nelson,J | MIL |
| 185 | Ray,R | ARI |

LOSSES

| | | |
|----|-------------|-----|
| 16 | Nelson,J | MIL |
| 15 | Ray,R | ARI |
| 14 | Eickhoff,J | PHI |
| 13 | Wisler,M | ATL |
| 13 | Corbin,P | ARI |
| 13 | Koehler,T | MIA |
| 13 | Garcia,J | STL |
| 12 | Miller,S | ARI |
| 12 | Friedrich,C | SD |
| 12 | Leake,M | STL |

HOME RUNS ALLOWED

| | | |
|----|----------------|-----|
| 31 | Straily,D | CIN |
| 31 | Scherzer,M | WSH |
| 30 | Eickhoff,J | PHI |
| 29 | Finnegan,B | CIN |
| 28 | Anderson,C | MIL |
| 26 | Wisler,M | ATL |
| 26 | Bumgarner,M | SF |
| 26 | Garcia,J | STL |
| 25 | 3 players tied | |

FEWEST WALKS PER 9 IP

| | | |
|-----|---------------|-----|
| 1.5 | Colon,B | NY |
| 1.5 | Leake,M | STL |
| 1.8 | Cueto,J | SF |
| 1.9 | Eickhoff,J | PHI |
| 2.0 | Teheran,J | ATL |
| 2.1 | Hendricks,K | CHI |
| 2.1 | Davies,Z | MIL |
| 2.1 | Syndergaard,N | NY |
| 2.1 | Hellickson,J | PHI |
| 2.1 | Bumgarner,M | SF |

WILD PITCHES

| | | |
|----|---------------|-----|
| 16 | Arrieta,J | CHI |
| 13 | Foltynewic,M | ATL |
| 11 | Niese,J | NY |
| 10 | Perdomo,L | SD |
| 10 | Syndergaard,N | NY |
| 9 | Fernandez,J | MIA |
| 9 | Corbin,P | ARI |
| 9 | Conley,A | MIA |
| 9 | Koehler,T | MIA |
| 9 | Hammel,J | CHI |

HIT BATSMEN

| | | |
|----|------------|-----|
| 17 | Nelson,J | MIL |
| 13 | Roark,T | WSH |
| 12 | Gray,J | COL |
| 11 | Straily,D | CIN |
| 11 | Martinez,C | STL |
| 11 | Conley,A | MIA |
| 9 | Teheran,J | ATL |
| 9 | Gonzalez,G | WSH |
| 9 | Hammel,J | CHI |
| 9 | Lackey,J | CHI |

EARNED RUNS

| | | |
|-----|--------------|-----|
| 102 | Wainwright,A | STL |
| 99 | Bettis,C | COL |
| 95 | Ray,R | ARI |
| 93 | Perdomo,L | SD |
| 92 | Nelson,J | MIL |
| 92 | Leake,M | STL |
| 90 | Gonzalez,G | WSH |
| 89 | Corbin,P | ARI |
| 89 | Garcia,J | STL |
| 87 | Wisler,M | ATL |

STRIKEOUTS PER 9 INN.

| | | |
|------|---------------|-----|
| 12.5 | Fernandez,J | MIA |
| 11.3 | Ray,R | ARI |
| 11.2 | Scherzer,M | WSH |
| 10.7 | Syndergaard,N | NY |
| 10.0 | Bumgarner,M | SF |
| 9.9 | Gray,J | COL |
| 9.2 | Maeda,K | LA |
| 8.7 | Lester,J | CHI |
| 8.7 | Gonzalez,G | WSH |
| 8.7 | Arrieta,J | CHI |

BALKS

| | | |
|---|----------------|-----|
| 4 | Bastardo,A | PIT |
| 3 | Anderson,T | COL |
| 3 | Kershaw,C | LA |
| 3 | Clippard,T | ARI |
| 2 | 8 players tied | |

WALKS

| | | |
|----|------------|-----|
| 86 | Nelson,J | MIL |
| 84 | Finnegan,B | CIN |
| 83 | Koehler,T | MIA |
| 76 | Arrieta,J | CHI |
| 73 | Straily,D | CIN |
| 73 | Roark,T | WSH |
| 71 | Ray,R | ARI |
| 70 | Martinez,C | STL |
| 70 | Chatwood,T | COL |
| 69 | Liriano,F | PIT |

RUNS ALLOWED

| | | |
|-----|----------------|-----|
| 109 | Corbin,P | ARI |
| 108 | Nelson,J | MIL |
| 108 | Wainwright,A | STL |
| 107 | Bettis,C | COL |
| 105 | Ray,R | ARI |
| 101 | Leake,M | STL |
| 99 | Perdomo,L | SD |
| 98 | Gonzalez,G | WSH |
| 94 | Garcia,J | STL |
| 93 | 2 players tied | |

OPP. BAT. AVG. AGAINST

| | | |
|------|-------------|-----|
| .194 | Arrieta,J | CHI |
| .199 | Scherzer,M | WSH |
| .207 | Hendricks,K | CHI |
| .211 | Lester,J | CHI |
| .213 | Bumgarner,M | SF |
| .218 | Lackey,J | CHI |
| .220 | Straily,D | CIN |
| .223 | Teheran,J | ATL |
| .224 | Fernandez,J | MIA |
| .228 | Roark,T | WSH |

GAMES FINISHED

| | | |
|----|------------|-----|
| 67 | Familia,J | NY |
| 67 | Melancon,M | WSH |
| 63 | Gonsen,K | LA |
| 59 | Gomez,J | PHI |
| 52 | Ramos,A | MIA |
| 44 | Casilla,S | SF |
| 41 | Rodney,F | MIA |
| 40 | Jeffress,J | MIL |
| 36 | Maurer,B | SD |
| 36 | Johnson,J | ATL |

NL ROOKIE BATTING LEADERS

BATTING AVERAGE

| | | |
|------|-------------|-----|
| .342 | Turner,T | WSH |
| .324 | Peraza,J | CIN |
| .308 | Seager,C | LA |
| .300 | Diaz,A | STL |
| .282 | Drury,B | ARI |
| .282 | Contreras,W | CHI |
| .272 | Story,T | COL |
| .265 | Schebler,S | CIN |
| .257 | Joseph,T | PHI |
| .257 | Dickerson,A | SD |

HOME RUNS

| | | |
|----|--------------|-----|
| 27 | Story,T | COL |
| 26 | Seager,C | LA |
| 21 | Joseph,T | PHI |
| 20 | Schimpf,R | SD |
| 17 | Diaz,A | STL |
| 16 | Drury,B | ARI |
| 13 | Turner,T | WSH |
| 13 | Thompson,T | LA |
| 12 | Contreras,W | CHI |
| 12 | Hazelbaker,J | STL |

RUNS BATTED IN

| | | |
|----|-------------|-----|
| 72 | Seager,C | LA |
| 72 | Story,T | COL |
| 65 | Diaz,A | STL |
| 53 | Drury,B | ARI |
| 51 | Schimpf,R | SD |
| 47 | Joseph,T | PHI |
| 40 | Turner,T | WSH |
| 40 | Schebler,S | CIN |
| 37 | Dickerson,A | SD |
| 35 | Contreras,W | CHI |

MULTI HIT GAMES

| | | |
|----|----------------|-----|
| 57 | Seager,C | LA |
| 36 | Diaz,A | STL |
| 34 | Turner,T | WSH |
| 34 | Drury,B | ARI |
| 28 | Story,T | COL |
| 24 | Joseph,T | PHI |
| 22 | Peraza,J | CIN |
| 18 | Jankowski,T | SD |
| 18 | Schebler,S | CIN |
| 16 | 2 players tied | |

RUNS

| | | |
|-----|-------------|-----|
| 105 | Seager,C | LA |
| 71 | Diaz,A | STL |
| 67 | Story,T | COL |
| 59 | Drury,B | ARI |
| 53 | Jankowski,T | SD |
| 53 | Turner,T | WSH |
| 48 | Schimpf,R | SD |
| 47 | Joseph,T | PHI |
| 42 | Dahl,D | COL |
| 39 | Dickerson,A | SD |

HITS

| | | |
|-----|-------------|-----|
| 193 | Seager,C | LA |
| 130 | Drury,B | ARI |
| 121 | Diaz,A | STL |
| 105 | Turner,T | WSH |
| 101 | Story,T | COL |
| 82 | Jankowski,T | SD |
| 81 | Joseph,T | PHI |
| 78 | Peraza,J | CIN |
| 71 | Contreras,W | CHI |
| 70 | Dahl,D | COL |

TOTAL BASES

| | | |
|-----|----------------|-----|
| 321 | Seager,C | LA |
| 211 | Drury,B | ARI |
| 211 | Story,T | COL |
| 206 | Diaz,A | STL |
| 174 | Turner,T | WSH |
| 159 | Joseph,T | PHI |
| 147 | Schimpf,R | SD |
| 123 | Contreras,W | CHI |
| 115 | Dickerson,A | SD |
| 111 | 2 players tied | |

GRAND SLAMS

| | | |
|---|-------------|-----|
| 1 | Diaz,A | STL |
| 1 | Renfroe,H | SD |
| 1 | Bell,J | PIT |
| 1 | Cardullo,S | COL |
| 1 | Toles,A | LA |
| 1 | Schimpf,R | SD |
| 1 | Dickerson,A | SD |

DOUBLES

| | | |
|----|-------------|-----|
| 40 | Seager,C | LA |
| 31 | Drury,B | ARI |
| 28 | Diaz,A | STL |
| 21 | Story,T | COL |
| 17 | Schimpf,R | SD |
| 16 | Dickerson,A | SD |
| 15 | Joseph,T | PHI |
| 15 | Wolters,T | COL |
| 14 | Turner,T | WSH |
| 14 | Contreras,W | CHI |

TRIPLES

| | | |
|---|----------------|-----|
| 8 | Turner,T | WSH |
| 5 | Seager,C | LA |
| 5 | Schimpf,R | SD |
| 4 | Dahl,D | COL |
| 4 | Smith,M | ATL |
| 4 | Story,T | COL |
| 3 | 6 players tied | |

STOLEN BASES

| | | |
|----|----------------|-----|
| 33 | Turner,T | WSH |
| 30 | Jankowski,T | SD |
| 23 | Broxton,K | MIL |
| 21 | Peraza,J | CIN |
| 16 | Smith,M | ATL |
| 8 | Arcia,O | MIL |
| 8 | Story,T | COL |
| 5 | 5 players tied | |

HITTING STREAKS

| | | |
|-----------------|----------------|-----|
| 19 | Seager,C | LA |
| 16-Jun - 6-Jul | | |
| 17 | Dahl,D | COL |
| 25-Jul - 11-Aug | | |
| 14 | Seager,C | LA |
| 8-Aug - 23-Aug | | |
| 10 | Turner,T | WSH |
| 10-Aug - 20-Aug | | |
| 9 | 2 streaks tied | |

WALKS

| | | |
|----|----------------|-----|
| 54 | Seager,C | LA |
| 42 | Jankowski,T | SD |
| 42 | Schimpf,R | SD |
| 41 | Diaz,A | STL |
| 36 | Broxton,K | MIL |
| 35 | Story,T | COL |
| 31 | Drury,B | ARI |
| 31 | Flores,R | MIL |
| 26 | 3 players tied | |

ON BASE PERCENTAGE

| | | |
|------|-------------|-----|
| .370 | Turner,T | WSH |
| .369 | Diaz,A | STL |
| .365 | Seager,C | LA |
| .357 | Contreras,W | CHI |
| .354 | Broxton,K | MIL |
| .352 | Peraza,J | CIN |
| .341 | Story,T | COL |
| .336 | Schimpf,R | SD |
| .333 | Dickerson,A | SD |
| .332 | Jankowski,T | SD |

SLUGGING PERCENTAGE

| | | |
|------|-------------|-----|
| .567 | Story,T | COL |
| .567 | Turner,T | WSH |
| .533 | Schimpf,R | SD |
| .512 | Seager,C | LA |
| .510 | Diaz,A | STL |
| .505 | Joseph,T | PHI |
| .488 | Contreras,W | CHI |
| .458 | Drury,B | ARI |
| .455 | Dickerson,A | SD |
| .436 | Thompson,T | LA |

EXTRA BASE HITS

| | | |
|----|-------------|-----|
| 71 | Seager,C | LA |
| 52 | Story,T | COL |
| 48 | Diaz,A | STL |
| 48 | Drury,B | ARI |
| 42 | Schimpf,R | SD |
| 36 | Joseph,T | PHI |
| 35 | Turner,T | WSH |
| 28 | Dickerson,A | SD |
| 27 | Contreras,W | CHI |
| 24 | Thompson,T | LA |

OUTFIELD ASSISTS

| | | |
|---|-----------------|-----|
| 5 | Smith,M | ATL |
| 5 | Schebler,S | CIN |
| 5 | Goeddel,T | PHI |
| 4 | Flores,R | MIL |
| 4 | Dahl,D | COL |
| 3 | Toles,A | LA |
| 3 | Kelly,T | NY |
| 2 | Thompson,T | LA |
| 2 | Haniger,M | ARI |
| 1 | 15 players tied | |

NL ROOKIE PITCHING LEADERS

EARNED RUN AVERAGE

| | | |
|------|-------------|-----|
| 2.81 | Guerra,J | MIL |
| 3.38 | Taillon,J | PIT |
| 3.40 | Matz,S | NY |
| 3.48 | Maeda,K | LA |
| 3.54 | Anderson,T | COL |
| 3.96 | Stripling,R | LA |
| 3.97 | Davies,Z | MIL |
| 4.29 | Suarez,A | SF |
| 4.61 | Gray,J | COL |
| 4.82 | Rea,C | SD |

WINS

| | | |
|----|-----------------|-----|
| 16 | Maeda,K | LA |
| 11 | Davies,Z | MIL |
| 10 | Gray,J | COL |
| 9 | Perdomo,L | SD |
| 9 | Matz,S | NY |
| 9 | Guerra,J | MIL |
| 8 | Bradley,A | ARI |
| 6 | Oh,S | STL |
| 6 | Barraclog,K | MIA |
| 5 | 10 players tied | |

WINNING STREAKS

| | | |
|---|-----------------|-----|
| 7 | Matz,S | NY |
| | 17-Apr - 25-May | |
| 5 | Maeda,K | LA |
| | 23-Jul - 23-Aug | |
| 5 | Urias,J | LA |
| | 28-Jun - 27-Aug | |
| 5 | Lugo,S | NY |
| | 25-Aug - 28-Sep | |
| 5 | Davies,Z | MIL |
| | 10-May - 12-Jun | |

SAVES

| | | |
|----|----------------|-----|
| 19 | Oh,S | STL |
| 11 | Estevez,C | COL |
| 6 | Cabrera,M | ATL |
| 4 | Barrett,J | ARI |
| 2 | Edwards,C | CHI |
| 1 | 7 players tied | |

GAMES STARTED

| | | |
|----|------------|-----|
| 32 | Maeda,K | LA |
| 29 | Gray,J | COL |
| 28 | Davies,Z | MIL |
| 26 | Bradley,A | ARI |
| 22 | Matz,S | NY |
| 20 | Perdomo,L | SD |
| 20 | Guerra,J | MIL |
| 19 | Rea,C | SD |
| 19 | Anderson,T | COL |
| 18 | Taillon,J | PIT |

COMPLETE GAMES

| | | |
|---|-----------|-----|
| 2 | Eflin,Z | PHI |
| 1 | Perdomo,L | SD |
| 1 | Gray,J | COL |

GAMES

| | | |
|----|-------------|-----|
| 76 | Oh,S | STL |
| 75 | Barraclog,K | MIA |
| 68 | Barrett,J | ARI |
| 68 | Cervenka,H | MIA |
| 67 | Buchter,R | SD |
| 63 | Estevez,C | COL |
| 61 | Law,D | SF |
| 59 | Bowman,M | STL |
| 59 | Osich,J | SF |
| 48 | Wittgren,N | MIA |

INNINGS PITCHED

| | | |
|-------|------------|-----|
| 175.2 | Maeda,K | LA |
| 168.0 | Gray,J | COL |
| 163.1 | Davies,Z | MIL |
| 146.2 | Perdomo,L | SD |
| 141.2 | Bradley,A | ARI |
| 132.1 | Matz,S | NY |
| 121.2 | Guerra,J | MIL |
| 114.1 | Anderson,T | COL |
| 104.0 | Taillon,J | PIT |
| 102.2 | Rea,C | SD |

STRIKEOUTS

| | | |
|-----|-------------|-----|
| 185 | Gray,J | COL |
| 179 | Maeda,K | LA |
| 143 | Bradley,A | ARI |
| 135 | Davies,Z | MIL |
| 129 | Matz,S | NY |
| 113 | Barraclog,K | MIA |
| 105 | Perdomo,L | SD |
| 103 | Oh,S | STL |
| 100 | Guerra,J | MIL |
| 99 | Anderson,T | COL |

WINNING PERCENTAGE

| | | | |
|------|-----------|-----|---------|
| .611 | Davies,Z | MIL | (11-7) |
| .593 | Maeda,K | LA | (16-11) |
| .529 | Matz,S | NY | (9-8) |
| .500 | Gray,J | COL | (10-10) |
| .474 | Perdomo,L | SD | (9-10) |
| .471 | Bradley,A | ARI | (8-9) |

SHUTOUTS

| | | |
|---|---------|-----|
| 1 | Eflin,Z | PHI |
| 1 | Gray,J | COL |

OPP. BATTING AVERAGE AGAINST

| | | |
|------|-------------|-----|
| .213 | Guerra,J | MIL |
| .229 | Maeda,K | LA |
| .243 | Gray,J | COL |
| .250 | Stripling,R | LA |
| .252 | Taillon,J | PIT |
| .257 | Matz,S | NY |
| .258 | Rea,C | SD |
| .263 | Davies,Z | MIL |
| .264 | Suarez,A | SF |
| .272 | Anderson,T | COL |

FINAL SPRING TRAINING STATISTICS

BATTING

| NAME | BA | SLG | OBP | G | AB | R | H | TB | 2B | 3B | HR | RBI | SH | SF | HBP | BB | IBB | SO | SB | CS | GDP | E |
|------------------|-------------|-------------|-------------|-----------|-------------|------------|------------|------------|-----------|-----------|-----------|------------|----------|-----------|-----------|------------|----------|------------|-----------|-----------|-----------|-----------|
| Alonso | .340 | .420 | .404 | 20 | 50 | 8 | 17 | 21 | 1 | 0 | 1 | 5 | 0 | 1 | 0 | 6 | 0 | 2 | 0 | 0 | 3 | 0 |
| Anderson | .143 | .143 | .143 | 6 | 7 | 0 | 1 | 1 | 0 | 0 | 0 | 0 | 0 | 0 | 0 | 0 | 0 | 3 | 0 | 0 | 0 | 0 |
| Barreto | .179 | .500 | .179 | 19 | 28 | 5 | 5 | 14 | 0 | 0 | 3 | 6 | 0 | 0 | 0 | 0 | 0 | 11 | 0 | 0 | 0 | 3 |
| Blair | .222 | .278 | .263 | 13 | 18 | 3 | 4 | 5 | 1 | 0 | 0 | 1 | 0 | 0 | 0 | 1 | 0 | 8 | 0 | 0 | 0 | 0 |
| Bolt | .000 | .000 | .000 | 1 | 1 | 0 | 0 | 0 | 0 | 0 | 0 | 0 | 0 | 0 | 0 | 0 | 0 | 1 | 0 | 0 | 0 | 0 |
| Boyd | .000 | .000 | .000 | 1 | 1 | 0 | 0 | 0 | 0 | 0 | 0 | 0 | 0 | 0 | 0 | 0 | 0 | 0 | 0 | 0 | 0 | 0 |
| Brown | .000 | .000 | .400 | 2 | 3 | 1 | 0 | 0 | 0 | 0 | 0 | 0 | 0 | 0 | 0 | 2 | 0 | 3 | 1 | 0 | 0 | 0 |
| Brugman | .333 | .556 | .333 | 8 | 9 | 0 | 3 | 5 | 0 | 1 | 0 | 2 | 0 | 0 | 0 | 0 | 0 | 1 | 0 | 0 | 0 | 0 |
| Burns | .333 | .474 | .361 | 19 | 57 | 8 | 19 | 27 | 4 | 2 | 0 | 4 | 0 | 1 | 1 | 2 | 0 | 7 | 5 | 1 | 0 | 1 |
| Butler | .318 | .523 | .434 | 19 | 44 | 6 | 14 | 23 | 6 | 0 | 1 | 8 | 0 | 0 | 0 | 9 | 0 | 5 | 0 | 0 | 2 | 0 |
| Canha | .178 | .289 | .245 | 16 | 45 | 6 | 8 | 13 | 3 | 1 | 0 | 4 | 0 | 0 | 0 | 4 | 0 | 14 | 0 | 1 | 1 | 1 |
| Chapman | .295 | .750 | .360 | 25 | 44 | 8 | 13 | 33 | 2 | 0 | 6 | 14 | 0 | 1 | 0 | 5 | 0 | 6 | 0 | 0 | 2 | 2 |
| Chavez | — | — | 1.000 | 1 | 0 | 0 | 0 | 0 | 0 | 0 | 0 | 0 | 0 | 0 | 0 | 1 | 0 | 0 | 0 | 0 | 0 | 0 |
| Coghlan | .269 | .519 | .356 | 20 | 52 | 11 | 14 | 27 | 2 | 1 | 3 | 11 | 0 | 0 | 0 | 7 | 0 | 12 | 1 | 0 | 5 | 2 |
| Crisp | .170 | .277 | .184 | 16 | 47 | 6 | 8 | 13 | 2 | 0 | 1 | 4 | 0 | 1 | 0 | 1 | 0 | 8 | 0 | 0 | 2 | 1 |
| Davis | .314 | .549 | .379 | 19 | 51 | 8 | 16 | 28 | 4 | 1 | 2 | 10 | 0 | 1 | 0 | 6 | 0 | 13 | 0 | 1 | 0 | 0 |
| Diaz | .000 | .000 | .000 | 1 | 1 | 0 | 0 | 0 | 0 | 0 | 0 | 0 | 0 | 0 | 0 | 0 | 0 | 0 | 0 | 0 | 0 | 0 |
| Fuld | .417 | .625 | .517 | 10 | 24 | 4 | 10 | 15 | 0 | 1 | 1 | 6 | 0 | 0 | 0 | 5 | 0 | 4 | 0 | 1 | 1 | 1 |
| Harris | .000 | .000 | .500 | 3 | 3 | 1 | 0 | 0 | 0 | 0 | 0 | 0 | 0 | 0 | 0 | 3 | 0 | 1 | 2 | 0 | 0 | 0 |
| R. Healy | .500 | 1.500 | .500 | 3 | 2 | 1 | 1 | 3 | 0 | 1 | 0 | 0 | 0 | 0 | 0 | 0 | 0 | 0 | 0 | 0 | 0 | 0 |
| Kirkland | .286 | .429 | .375 | 6 | 7 | 2 | 2 | 3 | 1 | 0 | 0 | 1 | 0 | 0 | 1 | 0 | 0 | 2 | 0 | 0 | 0 | 0 |
| Ladendorff | .364 | .545 | .417 | 16 | 22 | 6 | 8 | 12 | 1 | 0 | 1 | 7 | 0 | 0 | 1 | 1 | 0 | 6 | 1 | 0 | 0 | 0 |
| Lambo | .333 | .521 | .385 | 25 | 48 | 11 | 16 | 25 | 3 | 0 | 2 | 5 | 0 | 0 | 0 | 4 | 0 | 13 | 0 | 0 | 1 | 0 |
| Lowrie | .370 | .630 | .420 | 18 | 46 | 4 | 17 | 29 | 7 | 1 | 1 | 7 | 0 | 0 | 0 | 4 | 0 | 8 | 0 | 0 | 1 | 1 |
| Marincov | .250 | 1.000 | .250 | 3 | 4 | 1 | 1 | 4 | 0 | 0 | 1 | 2 | 0 | 0 | 0 | 0 | 0 | 1 | 0 | 0 | 0 | 0 |
| Martin | .000 | .000 | .167 | 5 | 5 | 0 | 0 | 0 | 0 | 0 | 0 | 0 | 0 | 0 | 0 | 1 | 0 | 3 | 0 | 0 | 0 | 1 |
| Maxwell | .261 | .522 | .346 | 17 | 23 | 5 | 6 | 12 | 0 | 0 | 2 | 4 | 0 | 0 | 0 | 3 | 0 | 6 | 0 | 0 | 1 | 0 |
| McBride | .118 | .118 | .211 | 17 | 17 | 1 | 2 | 2 | 0 | 0 | 0 | 0 | 0 | 0 | 0 | 2 | 0 | 5 | 0 | 0 | 0 | 0 |
| Mercedes | 1.000 | 1.000 | 1.000 | 1 | 1 | 0 | 1 | 1 | 0 | 0 | 0 | 0 | 0 | 0 | 0 | 0 | 0 | 0 | 0 | 0 | 0 | 0 |
| Muncy | .200 | .320 | .259 | 16 | 25 | 2 | 5 | 8 | 3 | 0 | 0 | 0 | 0 | 0 | 0 | 2 | 0 | 4 | 0 | 0 | 0 | 1 |
| Nunez | .200 | .267 | .333 | 8 | 15 | 2 | 3 | 4 | 1 | 0 | 0 | 2 | 0 | 0 | 1 | 2 | 0 | 4 | 0 | 0 | 0 | 4 |
| Oh | .250 | .250 | .250 | 4 | 4 | 0 | 1 | 1 | 0 | 0 | 0 | 0 | 0 | 0 | 0 | 0 | 0 | 0 | 0 | 0 | 0 | 0 |
| Olson | .115 | .192 | .257 | 17 | 26 | 3 | 3 | 5 | 2 | 0 | 0 | 4 | 0 | 3 | 0 | 6 | 0 | 11 | 0 | 0 | 0 | 1 |
| Phegley | .261 | .500 | .277 | 17 | 46 | 6 | 12 | 23 | 2 | 0 | 3 | 7 | 0 | 0 | 0 | 1 | 0 | 6 | 0 | 0 | 0 | 1 |
| Pinder | .240 | .520 | .321 | 19 | 25 | 7 | 6 | 13 | 1 | 0 | 2 | 4 | 0 | 0 | 1 | 2 | 0 | 9 | 0 | 0 | 0 | 2 |
| Ravelo | .125 | .125 | .222 | 7 | 8 | 1 | 1 | 1 | 0 | 0 | 0 | 1 | 0 | 0 | 0 | 1 | 0 | 2 | 0 | 0 | 0 | 0 |
| Reddick | .353 | .529 | .441 | 19 | 51 | 11 | 18 | 27 | 4 | 1 | 1 | 10 | 0 | 0 | 0 | 8 | 0 | 5 | 1 | 1 | 1 | 2 |
| J. Rodriguez | .143 | .143 | .143 | 7 | 7 | 0 | 1 | 1 | 0 | 0 | 0 | 0 | 0 | 0 | 0 | 0 | 0 | 1 | 0 | 0 | 0 | 1 |
| Semien | .161 | .179 | .200 | 20 | 56 | 9 | 9 | 10 | 1 | 0 | 0 | 2 | 0 | 1 | 1 | 2 | 0 | 17 | 0 | 0 | 2 | 5 |
| Smolinski | .316 | .500 | .349 | 21 | 38 | 6 | 12 | 19 | 4 | 0 | 1 | 9 | 0 | 2 | 0 | 3 | 0 | 4 | 0 | 0 | 3 | 2 |
| Sogard | .250 | .313 | .294 | 13 | 32 | 4 | 8 | 10 | 2 | 0 | 0 | 3 | 0 | 0 | 0 | 2 | 0 | 4 | 0 | 0 | 0 | 1 |
| Sportman | .500 | .833 | .429 | 10 | 6 | 1 | 3 | 5 | 2 | 0 | 0 | 2 | 0 | 1 | 0 | 0 | 0 | 0 | 0 | 0 | 0 | 0 |
| Taylor | .000 | .000 | .000 | 1 | 1 | 0 | 0 | 0 | 0 | 0 | 0 | 0 | 0 | 0 | 0 | 0 | 0 | 1 | 0 | 0 | 0 | 0 |
| Valencia | .291 | .636 | .328 | 19 | 55 | 11 | 16 | 35 | 2 | 1 | 5 | 13 | 0 | 0 | 0 | 3 | 0 | 10 | 1 | 0 | 0 | 2 |
| Vertigan | .667 | .667 | .750 | 3 | 3 | 1 | 2 | 2 | 0 | 0 | 0 | 0 | 0 | 0 | 0 | 1 | 0 | 1 | 1 | 0 | 0 | 0 |
| Vogt | .297 | .595 | .381 | 16 | 37 | 7 | 11 | 22 | 0 | 1 | 3 | 9 | 0 | 0 | 0 | 5 | 0 | 1 | 0 | 0 | 0 | 0 |
| Wendle | .214 | .429 | .267 | 8 | 14 | 4 | 3 | 6 | 1 | 1 | 0 | 2 | 0 | 0 | 0 | 1 | 0 | 2 | 0 | 0 | 0 | 1 |
| Whitaker | .333 | .667 | .333 | 3 | 3 | 0 | 1 | 2 | 1 | 0 | 0 | 0 | 0 | 0 | 0 | 0 | 0 | 0 | 0 | 0 | 0 | 0 |
| TEAM | .271 | .459 | .334 | 32 | 1112 | 181 | 301 | 510 | 63 | 13 | 40 | 169 | 0 | 12 | 6 | 106 | 0 | 225 | 13 | 5 | 25 | 45 |
| OPPONENTS | .282 | .462 | .359 | 32 | 1112 | 205 | 314 | 514 | 59 | 15 | 37 | 197 | 5 | 13 | 15 | 125 | 0 | 241 | 21 | 11 | 28 | 24 |

PITCHING

| NAME | W | L | ERA | G | GS | CG | SHO | SV | INN | H | R | ER | HR | SH | SF | HBP | BB | IBB | SO | WP | BK | BA |
|------------------|-----------|-----------|-------------|-----------|-----------|----------|----------|----------|--------------|------------|------------|------------|-----------|----------|-----------|-----------|------------|----------|------------|-----------|----------|-------------|
| Alcantara | 0 | 0 | 3.60 | 2 | 0 | 0 | 0 | 1 | 5.0 | 5 | 2 | 2 | 1 | 0 | 0 | 0 | 2 | 0 | 4 | 1 | 0 | .263 |
| R. Alvarez | 0 | 1 | 14.73 | 4 | 0 | 0 | 0 | 0 | 3.2 | 6 | 6 | 6 | 0 | 0 | 0 | 3 | 4 | 0 | 2 | 0 | 0 | .353 |
| Avila | 0 | 0 | 18.00 | 1 | 0 | 0 | 0 | 0 | 1.0 | 1 | 2 | 2 | 1 | 0 | 0 | 1 | 0 | 0 | 0 | 0 | 0 | .250 |
| Axford | 0 | 0 | 0.00 | 9 | 0 | 0 | 0 | 0 | 8.1 | 1 | 0 | 0 | 0 | 0 | 0 | 0 | 6 | 0 | 7 | 1 | 0 | .038 |
| Bassitt | 2 | 2 | 4.66 | 5 | 5 | 0 | 0 | 0 | 19.1 | 20 | 10 | 10 | 1 | 1 | 0 | 0 | 9 | 0 | 15 | 0 | 1 | .263 |
| Brasier | 0 | 0 | 7.20 | 6 | 0 | 0 | 0 | 1 | 5.0 | 5 | 5 | 4 | 0 | 0 | 2 | 0 | 4 | 0 | 3 | 1 | 0 | .278 |
| Castro | 0 | 1 | 5.63 | 7 | 0 | 0 | 0 | 0 | 8.0 | 9 | 7 | 5 | 1 | 0 | 1 | 1 | 4 | 0 | 7 | 1 | 0 | .265 |
| Cochran-Gill | 0 | 1 | 3.86 | 3 | 0 | 0 | 0 | 0 | 2.1 | 4 | 1 | 1 | 0 | 0 | 0 | 0 | 1 | 0 | 1 | 0 | 0 | .400 |
| Coulombe | 0 | 0 | 12.46 | 5 | 0 | 0 | 0 | 1 | 4.1 | 5 | 8 | 6 | 0 | 0 | 0 | 1 | 5 | 0 | 0 | 1 | 0 | .263 |
| Covey | 0 | 0 | 18.00 | 1 | 0 | 0 | 0 | 0 | 1.0 | 1 | 2 | 2 | 1 | 0 | 0 | 0 | 2 | 0 | 2 | 0 | 0 | .250 |
| R. Doolittle | 0 | 1 | 16.20 | 4 | 0 | 0 | 0 | 0 | 3.1 | 10 | 7 | 6 | 0 | 0 | 1 | 0 | 3 | 0 | 3 | 1 | 0 | .500 |
| S. Doolittle | 0 | 0 | 6.43 | 7 | 0 | 0 | 0 | 0 | 7.0 | 10 | 5 | 5 | 1 | 0 | 0 | 0 | 1 | 0 | 8 | 0 | 0 | .323 |
| Doubront | 1 | 1 | 5.82 | 6 | 4 | 0 | 0 | 1 | 17.0 | 20 | 11 | 11 | 1 | 0 | 1 | 1 | 6 | 0 | 13 | 2 | 1 | .294 |
| Dull | 0 | 0 | 4.09 | 10 | 0 | 0 | 0 | 0 | 11.0 | 9 | 5 | 5 | 2 | 2 | 0 | 0 | 2 | 0 | 15 | 0 | 0 | .205 |
| Frankoff | 0 | 0 | 18.00 | 4 | 0 | 0 | 0 | 1 | 3.0 | 5 | 6 | 6 | 2 | 0 | 0 | 1 | 2 | 0 | 5 | 1 | 0 | .357 |
| Graveman | 1 | 2 | 4.73 | 6 | 5 | 0 | 0 | 0 | 26.2 | 25 | 15 | 14 | 4 | 1 | 0 | 1 | 11 | 0 | 18 | 0 | 0 | .253 |
| Gray | 2 | 1 | 5.60 | 4 | 4 | 0 | 0 | 0 | 17.2 | 23 | 12 | 11 | 3 | 0 | 0 | 0 | 2 | 0 | 11 | 3 | 0 | .311 |
| Hahn | 0 | 1 | 11.15 | 5 | 5 | 0 | 0 | 0 | 15.1 | 26 | 19 | 19 | 3 | 0 | 1 | 1 | 7 | 0 | 11 | 2 | 0 | .382 |
| Hall | 0 | 0 | 11.57 | 3 | 0 | 0 | 0 | 0 | 2.1 | 7 | 3 | 3 | 0 | 0 | 0 | 0 | 1 | 0 | 1 | 2 | 0 | .538 |
| T. Healy | 0 | 0 | 19.29 | 3 | 0 | 0 | 0 | 0 | 2.1 | 5 | 5 | 5 | 2 | 0 | 0 | 1 | 0 | 0 | 4 | 0 | 0 | .417 |
| Hendriks | 0 | 0 | 7.04 | 7 | 0 | 0 | 0 | 0 | 7.2 | 13 | 6 | 6 | 0 | 0 | 2 | 0 | 3 | 0 | 7 | 2 | 0 | .394 |
| Hill | 0 | 2 | 11.25 | 4 | 4 | 0 | 0 | 0 | 12.0 | 12 | 15 | 15 | 2 | 0 | 3 | 0 | 15 | 0 | 9 | 0 | 0 | .293 |
| Kurcz | 0 | 0 | 33.75 | 2 | 0 | 0 | 0 | 0 | 1.1 | 4 | 5 | 5 | 1 | 0 | 0 | 0 | 1 | 0 | 2 | 0 | 0 | .500 |
| Madson | 0 | 0 | 0.00 | 8 | 0 | 0 | 0 | 0 | 8.0 | 9 | 0 | 0 | 0 | 0 | 0 | 0 | 1 | 0 | 6 | 1 | 0 | .300 |
| Manaea | 1 | 1 | 4.40 | 5 | 3 | 0 | 0 | 0 | 14.1 | 14 | 8 | 7 | 2 | 0 | 0 | 1 | 7 | 0 | 16 | 1 | 1 | .241 |
| Mengden | 0 | 0 | 6.75 | 1 | 0 | 0 | 0 | 0 | 1.1 | 3 | 1 | 1 | 0 | 0 | 0 | 0 | 0 | 0 | 2 | 0 | 0 | .500 |
| Neal | 0 | 0 | 6.00 | 2 | 0 | 0 | 0 | 0 | 3.0 | 6 | 2 | 2 | 1 | 0 | 0 | 0 | 1 | 0 | 2 | 0 | 0 | .429 |
| Overton | 0 | 0 | 0.00 | 3 | 0 | 0 | 0 | 0 | 6.0 | 5 | 0 | 0 | 0 | 0 | 0 | 0 | 1 | 0 | 7 | 0 | 0 | .227 |
| F. Rodriguez | 0 | 0 | 3.75 | 10 | 0 | 0 | 0 | 0 | 12.0 | 12 | 5 | 5 | 2 | 0 | 0 | 1 | 0 | 0 | 15 | 1 | 0 | .255 |
| Rzepczynski | 1 | 0 | 4.32 | 9 | 0 | 0 | 0 | 0 | 8.1 | 7 | 6 | 4 | 2 | 0 | 0 | 0 | 3 | 0 | 8 | 0 | 0 | .219 |
| Santos | 1 | 0 | 9.00 | 6 | 0 | 0 | 0 | 0 | 5.0 | 4 | 7 | 5 | 1 | 0 | 0 | 0 | 1 | 0 | 3 | 1 | 0 | .190 |
| Schuster | 0 | 0 | 0.96 | 9 | 0 | 0 | 0 | 0 | 9.1 | 2 | 1 | 1 | 0 | 0 | 0 | 1 | 3 | 0 | 10 | 0 | 0 | .067 |
| Smith | 0 | 1 | 27.00 | 2 | 0 | 0 | 0 | 0 | 2.2 | 9 | 8 | 2 | 0 | 1 | 0 | 1 | 0 | 1 | 0 | 2 | 0 | .529 |
| Surkamp | 2 | 1 | 3.60 | 6 | 2 | 0 | 0 | 0 | 20.0 | 17 | 8 | 8 | 1 | 1 | 1 | 1 | 7 | 0 | 19 | 0 | 0 | .239 |
| Thompson | 0 | 0 | 5.40 | 2 | 0 | 0 | 0 | 1 | 1.2 | 0 | 1 | 1 | 0 | 0 | 0 | 0 | 4 | 0 | 2 | 0 | 0 | .000 |
| Triggs | 0 | 0 | — | 0 | 0 | 0 | 0 | 0 | 0.0 | 0 | 0 | 0 | 0 | 0 | 0 | 0 | 0 | 0 | 0 | 0 | 0 | — |
| (Total) | 0 | 1 | 13.50 | 3 | 0 | 0 | 0 | 0 | 3.1 | 7 | 5 | 5 | 3 | 0 | 0 | 0 | 1 | 0 | 3 | 0 | 0 | .412 |
| Trivino | 0 | 0 | 0.00 | 1 | 0 | 0 | 0 | 0 | 0.1 | 0 | 0 | 0 | 0 | 0 | 0 | 0 | 0 | 0 | 0 | 0 | 0 | .000 |
| Walter | 1 | 1 | 4.50 | 3 | 0 | 0 | 0 | 0 | 2.0 | 0 | 1 | 1 | 0 | 0 | 0 | 0 | 5 | 0 | 1 | 0 | 0 | .000 |
| TEAM | 12 | 17 | 6.10 | 32 | 32 | 0 | 0 | 6 | 278.2 | 314 | 205 | 189 | 37 | 5 | 13 | 15 | 125 | 0 | 241 | 22 | 3 | .282 |
| OPPONENTS | 17 | 12 | 5.06 | 32 | 32 | 0 | 1 | 6 | 282.2 | 301 | 181 | 159 | 40 | 0 | 12 | 6 | 106 | 0 | 225 | 17 | 1 | .271 |

REVIEW

SPRING TRAINING RESULTS

| DATE | OPPONENT | SCORE | RECORD | WINNER | LOSER | ATTEND. | HOME CUM. |
|----------|---------------------|----------|---------|-------------|-------------|---------|-----------|
| March 3 | at Los Angeles (AL) | L, 2-8 | 0-1 | Morin | R.Doolittle | 4,071 | |
| March 4 | Colorado | W, 9-4 | | Manaea | Carle | 3,535 | 3,535 |
| | at Arizona | L, 3-6 | 1-2 | Wagner | Smith | 9,875 | |
| March 5 | Milwaukee | T, 8-8 | 1-2-1 | — | — | 5,218 | 8,753 |
| March 6 | at San Diego | W, 6-5 | 2-2-1 | Rzepczynski | Perdomo | 5,339 | |
| March 7 | Kansas City | W, 6-4 | 3-2-1 | Santos | Binford | 4,615 | 13,368 |
| March 8 | Texas | L, 3-10 | 3-3-1 | Holland | Surkamp | 4,224 | 17,592 |
| March 9 | at Chicago (AL) | W, 12-3 | 4-3-1 | Gray | Turner | 3,484 | |
| March 10 | Los Angeles (NL) | L, 3-8 | 4-4-1 | Maeda | Hill | 6,304 | 23,896 |
| March 11 | at Cincinnati | W, 9-4 | 5-4-1 | Bassitt | Moscot | 3,668 | |
| March 12 | at Texas | L, 5-14 | 5-5-1 | Klein | Graveman | 6,842 | |
| March 13 | Chicago (NL) | T, 3-3 | 5-5-2 | — | — | 10,040* | 33,936 |
| March 14 | San Francisco | W, 10-3 | 6-5-2 | Gray | Cueto | 10,080* | 44,016 |
| March 15 | at Colorado | L, 2-6 | 6-6-2 | DeLaRosa | Hill | 8,207 | |
| March 16 | OFF DAY | | | | | | |
| March 17 | Seattle | T, 11-11 | 6-6-3 | — | — | 9,086 | 53,102 |
| March 18 | at Cleveland | L, 8-10 | 6-7-3 | Adams | Alvarez | 5,442 | |
| March 19 | Cincinnati | W, 7-6 | | Walter | Wood | 6,769 | 59,871 |
| | at San Francisco | W, 9-1 | 8-7-3 | Doubront | Bumgarner | 12,095 | |
| March 20 | Chicago (AL) | L, 2-6 | 8-8-3 | Fulmer | Castro | 7,668 | 67,539 |
| March 21 | at San Francisco | W, 6-4 | 9-8-3 | Bassitt | Samardzija | 12,056 | |
| March 22 | at Los Angeles (AL) | L, 5-6 | 9-9-3 | Achter | Bassitt | 7,530 | |
| March 23 | at Seattle | W, 13-12 | 10-9-3 | Surkamp | Peralta | 10,014 | |
| March 24 | Texas | L, 1-12 | 10-10-3 | Griffin | Doubront | 6,057 | 73,596 |
| March 25 | Los Angeles (AL) | L, 3-11 | 10-11-3 | Weaver | Manaea | 10,112* | 83,708 |
| March 26 | at Kansas City | L, 2-5 | 10-12-3 | Wang | Bassitt | 10,264 | |
| March 27 | Kansas City | W, 10-1 | 11-12-3 | Graveman | Young | 7,172 | 90,880 |
| March 28 | Cleveland | L, 4-6 | 11-13-3 | Salazar | Hahn | 4,399 | 95,279 |
| March 29 | at Chicago (NL) | L, 5-9 | 11-14-3 | Arrieta | Gray | 15,469 | |
| March 30 | Arizona | L, 9-12 | 11-15-3 | Bracho | Cochran-Gil | 5,335 | 100,614 |
| March 31 | *San Francisco | L, 1-3 | 11-16-3 | Samardzija | Bassitt | 41,241 | |
| April 1 | *San Francisco | L, 0-3 | 11-17-3 | Peavy | Graveman | 42,563 | |
| April 2 | ^San Francisco | W, 4-1 | 12-17-3 | Surkamp | Cain | 29,157 | |

*indicates at San Francisco. ^indicates at Oakland



Miguel Tejada was named American League MVP in 2002 when he set Athletics shortstop records for home runs (34) and RBI (131).

RECORDS

ATHLETICS YEAR-BY-YEAR

| YEAR | POS. | W | L | PCT. | GA/GB | MANAGER | HOME | ROAD |
|----------------------------|-------|-------------|-------------|-------------|-------|--|------------------|------------------|
| 1901 | 4 | 74 | 62 | .544 | -9 | Connie Mack | 42-24 | 32-38 |
| 1902 | ****1 | 83 | 53 | .610 | +5 | Connie Mack | 56-17 | 27-36 |
| 1903 | 2 | 75 | 60 | .556 | -14½ | Connie Mack | 44-21 | 31-39 |
| 1904 | 5 | 81 | 70 | .536 | -12½ | Connie Mack | 47-31 | 34-39 |
| 1905 | ****1 | 92 | 56 | .622 | +2 | Connie Mack | 50-23 | 42-33 |
| 1906 | 4 | 78 | 67 | .538 | -12 | Connie Mack | 48-23 | 30-44 |
| 1907 | 2 | 88 | 57 | .607 | -1½ | Connie Mack | 50-20 | 38-37 |
| 1908 | 6 | 68 | 85 | .444 | -22 | Connie Mack | 46-30 | 22-55 |
| 1909 | 2 | 95 | 58 | .621 | -3½ | Connie Mack | 49-27 | 46-31 |
| 1910 | ****1 | 102 | 48 | .680 | +14½ | Connie Mack | 57-19 | 45-29 |
| 1911 | ****1 | 101 | 50 | .669 | +13½ | Connie Mack | 54-20 | 47-30 |
| 1912 | 3 | 90 | 62 | .592 | -15 | Connie Mack | 45-32 | 45-30 |
| 1913 | ****1 | 96 | 57 | .627 | +6½ | Connie Mack | 50-26 | 46-31 |
| 1914 | ****1 | 99 | 53 | .651 | +8½ | Connie Mack | 51-24 | 48-29 |
| 1915 | 8 | 43 | 109 | .283 | -58½ | Connie Mack | 20-55 | 23-54 |
| 1916 | 8 | 36 | 117 | .235 | -54½ | Connie Mack | 23-53 | 13-64 |
| 1917 | 8 | 55 | 98 | .359 | -44½ | Connie Mack | 29-47 | 26-51 |
| 1918 | 8 | 52 | 76 | .406 | -24 | Connie Mack | 35-32 | 17-44 |
| 1919 | 8 | 36 | 104 | .257 | -52 | Connie Mack | 21-49 | 15-55 |
| 1920 | 8 | 48 | 106 | .312 | -50 | Connie Mack | 25-50 | 23-56 |
| 1921 | 8 | 53 | 100 | .346 | -45 | Connie Mack | 28-47 | 25-53 |
| 1922 | 7 | 65 | 89 | .422 | -29 | Connie Mack | 38-39 | 27-50 |
| 1923 | 6 | 69 | 83 | .454 | -29 | Connie Mack | 34-41 | 35-42 |
| 1924 | 5 | 71 | 81 | .467 | -20 | Connie Mack | 36-39 | 35-42 |
| 1925 | 2 | 88 | 64 | .579 | -8½ | Connie Mack | 51-26 | 37-38 |
| 1926 | 3 | 83 | 67 | .553 | -6 | Connie Mack | 44-27 | 39-40 |
| 1927 | 2 | 91 | 63 | .591 | -19 | Connie Mack | 50-27 | 41-36 |
| 1928 | 2 | 98 | 55 | .641 | -2½ | Connie Mack | 52-25 | 46-30 |
| 1929 | ****1 | 104 | 46 | .693 | +18 | Connie Mack | 57-16 | 47-30 |
| 1930 | ****1 | 102 | 52 | .662 | +8 | Connie Mack | 58-18 | 44-34 |
| 1931 | ****1 | 107 | 45 | .704 | +13½ | Connie Mack | 60-15 | 47-30 |
| 1932 | 2 | 94 | 60 | .610 | -13 | Connie Mack | 51-26 | 43-34 |
| 1933 | 3 | 79 | 72 | .523 | -19½ | Connie Mack | 46-29 | 33-43 |
| 1934 | 5 | 68 | 82 | .453 | -31 | Connie Mack | 34-40 | 34-42 |
| 1935 | 8 | 58 | 91 | .389 | -34 | Connie Mack | 30-42 | 28-49 |
| 1936 | 8 | 53 | 100 | .346 | -49 | Connie Mack | 31-46 | 22-54 |
| 1937 | 7 | 54 | 97 | .358 | -46½ | Connie Mack (39-80)/Earle Mack (15-17) | 27-50 | 27-47 |
| 1938 | 8 | 53 | 99 | .349 | -46 | Connie Mack | 28-47 | 25-52 |
| 1939 | 7 | 55 | 97 | .362 | -51½ | Connie Mack (25-37)/Earle Mack (30-60) | 28-48 | 27-49 |
| 1940 | 8 | 54 | 100 | .351 | -36 | Connie Mack | 29-42 | 25-58 |
| 1941 | 8 | 64 | 90 | .416 | -37 | Connie Mack | 36-41 | 28-49 |
| 1942 | 8 | 55 | 99 | .357 | -48 | Connie Mack | 25-51 | 30-48 |
| 1943 | 8 | 49 | 105 | .318 | -49 | Connie Mack | 27-51 | 22-54 |
| 1944 | 5 | 72 | 82 | .468 | -17 | Connie Mack | 39-37 | 33-45 |
| 1945 | 8 | 52 | 98 | .347 | -34½ | Connie Mack | 39-35 | 13-63 |
| 1946 | 8 | 49 | 105 | .318 | -55 | Connie Mack | 31-46 | 18-59 |
| 1947 | 5 | 78 | 76 | .506 | -19 | Connie Mack | 39-38 | 39-38 |
| 1948 | 4 | 84 | 70 | .545 | -12½ | Connie Mack | 36-41 | 48-29 |
| 1949 | 5 | 81 | 73 | .526 | -16 | Connie Mack | 52-25 | 29-48 |
| 1950 | 8 | 52 | 102 | .338 | -46 | Connie Mack | 29-48 | 23-54 |
| 1951 | 6 | 70 | 84 | .455 | -28 | Jimmie Dykes | 38-41 | 32-43 |
| 1952 | 4 | 79 | 75 | .513 | -16 | Jimmie Dykes | 45-32 | 34-43 |
| 1953 | 7 | 59 | 95 | .383 | -41½ | Jimmie Dykes | 27-50 | 32-45 |
| 1954 | 8 | 51 | 103 | .331 | -60 | Eddie Joost | 29-47 | 22-56 |
| Philadelphia Totals | | 3886 | 4248 | .478 | | | 2146-1896 | 1740-2352 |
| 1955 | 6 | 63 | 91 | .409 | -33 | Lou Boudreau | 33-43 | 30-48 |
| 1956 | 8 | 52 | 102 | .338 | -45 | Lou Boudreau | 22-55 | 30-47 |
| 1957 | 7 | 59 | 94 | .386 | -38½ | Lou Boudreau (36-67)/Harry Craft (23-27) | 37-40 | 22-54 |
| 1958 | 7 | 73 | 81 | .474 | -19 | Harry Craft | 43-34 | 30-47 |
| 1959 | 7 | 66 | 88 | .429 | -28 | Harry Craft | 37-40 | 29-48 |
| 1960 | 8 | 58 | 96 | .377 | -39 | Bob Elliot | 34-43 | 24-53 |
| 1961 | 9t | 61 | 100 | .379 | -47½ | Joe Gordon (26-33)/Hank Bauer (35-67) | 33-47 | 28-53 |

| YEAR | POS. | W | L | PCT. | GA/GB | WILD CARD | MANAGER | HOME | ROAD |
|---------------------------|-------|-------------|-------------|-------------|-------|------------|---|--------------------|------------------|
| 1962 | 9 | 72 | 90 | .444 | -24 | | Hank Bauer | 39-42 | 33-48 |
| 1963 | 8 | 73 | 89 | .451 | -31½ | | Ed Lopat | 36-45 | 37-44 |
| 1964 | 10 | 57 | 105 | .352 | -42 | | Lopat (17-35)/Mel McGaha (40-70) | 26-55 | 31-50 |
| 1965 | 10 | 59 | 103 | .364 | -43 | | McGaha (5-21)/Haywood Sullivan (54-82) | 33-48 | 26-55 |
| 1966 | 7 | 74 | 86 | .463 | -23 | | Alvin Dark | 42-39 | 32-47 |
| 1967 | 10 | 62 | 99 | .385 | -29½ | | Dark (52-69)/Luke Appling (10-30) | 37-44 | 25-55 |
| Kansas City Totals | | 829 | 1224 | .404 | | | | 452-575 | 377-649 |
| 1968 | 6 | 82 | 80 | .506 | -21 | | Bob Kennedy | 44-38 | 38-42 |
| 1969 | 2 | 88 | 74 | .543 | -9 | | Hank Bauer (80-69)/McNamara (8-5) | 49-32 | 39-42 |
| 1970 | 2 | 89 | 73 | .549 | -9 | | John McNamara | 49-32 | 40-41 |
| 1971 | **1 | 101 | 60 | .627 | +16 | | Dick Williams | 46-35 | 55-25 |
| 1972 | ****1 | 93 | 62 | .600 | +5½ | | Dick Williams | 48-29 | 45-33 |
| 1973 | ****1 | 94 | 68 | .580 | +6 | | Dick Williams | 50-31 | 44-37 |
| 1974 | ****1 | 90 | 72 | .556 | +5 | | Alvin Dark | 49-32 | 41-40 |
| 1975 | **1 | 98 | 64 | .605 | +7 | | Alvin Dark | 54-27 | 44-37 |
| 1976 | 2 | 87 | 74 | .540 | -2½ | | Chuck Tanner | 51-30 | 36-44 |
| 1977 | 7 | 63 | 98 | .391 | -38½ | | Jack McKeon (26-27)/Winkles (37-71) | 35-46 | 28-52 |
| 1978 | 6 | 69 | 93 | .426 | -23 | | Bobby Winkles (24-15)/McKeon (45-78) | 38-42 | 31-51 |
| 1979 | 7 | 54 | 108 | .333 | -34 | | Jim Marshall | 31-50 | 23-58 |
| 1980 | 2 | 83 | 79 | .512 | -14 | | Billy Martin | 46-35 | 37-44 |
| 1981 | **1 | 64 | 45 | .587 | +5 | | Billy Martin | 35-21 | 29-24 |
| 1982 | 5 | 68 | 94 | .420 | -25 | | Billy Martin | 36-45 | 32-49 |
| 1983 | 4 | 74 | 88 | .457 | -25 | | Steve Boros | 42-39 | 32-49 |
| 1984 | 4 | 77 | 85 | .475 | -7 | | Boros (20-24)/Moore (57-61) | 44-37 | 33-48 |
| 1985 | 4 | 77 | 85 | .475 | -14 | | Jackie Moore | 43-36 | 34-49 |
| 1986 | 3t | 76 | 86 | .469 | -16 | | Moore (29-44)/Jeff Newman (2-8)/ Tony La Russa (45-34) | 47-36 | 29-50 |
| 1987 | 3 | 81 | 81 | .500 | -4 | | Tony La Russa | 42-39 | 39-42 |
| 1988 | ***1 | 104 | 58 | .642 | +13 | | Tony La Russa | 54-27 | 50-31 |
| 1989 | ****1 | 99 | 63 | .611 | +7 | | Tony La Russa | 54-27 | 45-36 |
| 1990 | ****1 | 103 | 59 | .636 | +9 | | Tony La Russa | 51-30 | 52-29 |
| 1991 | 4 | 84 | 78 | .519 | -11 | | Tony La Russa | 47-34 | 37-44 |
| 1992 | **1 | 96 | 66 | .593 | +6 | | Tony La Russa | 51-30 | 45-36 |
| 1993 | 7 | 68 | 94 | .420 | -26 | | Tony La Russa | 38-43 | 30-51 |
| 1994 | 2 | 51 | 63 | .447 | -1 | | Tony La Russa | 24-32 | 27-31 |
| 1995 | 4 | 67 | 77 | .465 | -11½ | 7th (-12) | Tony La Russa | 38-34 | 29-43 |
| 1996 | 3 | 78 | 84 | .481 | -12 | 16th (-10) | Art Howe | 40-41 ¹ | 38-43 |
| 1997 | 4 | 65 | 97 | .401 | -25 | 11th (-31) | Art Howe | 35-46 | 30-51 |
| 1998 | 4 | 74 | 88 | .457 | -14 | 7th (-18) | Art Howe | 39-42 | 35-46 |
| 1999 | 2 | 87 | 75 | .537 | -8 | 2nd (-7) | Art Howe | 52-29 | 35-46 |
| 2000 | **1 | 91 | 70 | .565 | +½ | n/a | Art Howe | 47-34 | 44-36 |
| 2001 | *2 | 102 | 60 | .630 | -14 | 1st (+17) | Art Howe | 53-28 | 49-32 |
| 2002 | **1 | 103 | 59 | .636 | +4 | n/a | Art Howe | 54-27 | 49-32 |
| 2003 | **1 | 96 | 66 | .593 | +3 | n/a | Ken Macha | 57-24 | 39-42 |
| 2004 | 2 | 91 | 71 | .562 | -1 | 2nd (-7) | Ken Macha | 52-29 | 39-42 |
| 2005 | 2 | 88 | 74 | .543 | -7 | 3rd (-7) | Ken Macha | 45-36 | 43-38 |
| 2006 | **1 | 93 | 69 | .574 | +4 | n/a | Ken Macha | 49-32 | 44-37 |
| 2007 | 3 | 76 | 86 | .469 | -18 | 6th (-18) | Bob Geren | 40-41 | 36-45 |
| 2008 | 3 | 75 | 86 | .466 | -24½ | 7th (-19½) | Bob Geren | 43-38 ² | 32-48 |
| 2009 | 4 | 75 | 87 | .463 | -22 | 7th (-20) | Bob Geren | 40-41 | 35-46 |
| 2010 | 2 | 81 | 81 | .500 | -9 | 15th (-14) | Bob Geren | 47-34 | 34-47 |
| 2011 | 3 | 74 | 88 | .457 | -22 | 7th (-17) | Geren (27-36)/Bob Melvin (47-52) | 43-38 | 31-50 |
| 2012 | **1 | 94 | 68 | .580 | +1 | n/a | Bob Melvin | 50-31 ² | 44-37 |
| 2013 | **1 | 96 | 66 | .593 | +5½ | n/a | Bob Melvin | 52-29 | 44-37 |
| 2014 | *2 | 88 | 74 | .543 | -10 | 2nd (+1) | Bob Melvin | 48-33 | 40-41 |
| 2015 | 5 | 68 | 94 | .420 | -20 | 12 (-18) | Bob Melvin | 34-47 | 34-47 |
| 2016 | 5 | 69 | 93 | .426 | -26 | 10 (-20) | Bob Melvin | 34-47 | 35-46 |
| Oakland Totals | | 4044 | 3763 | .518 | | | | 2190-1716 | 1854-2047 |
| Athletics Totals | | 8759 | 9235 | .487 | | | | 4788-4187 | 3971-5048 |

* American League Wild Card Champions (2 times)

** American League Western Division Champions (16 times)

*** American League Champions (15 times: Oakland 6 times, Philadelphia 9 times)

**** World Champions (9 times: Oakland 4 times, Philadelphia 5 times)

¹ includes 2-4 record at Las Vegas² includes 1-1 record at Tokyo

ATHLETICS VS. THE AMERICAN LEAGUE

| YEAR | BAL | BOS | CHI | CLE | DET | MIL | NY | STL | WAS | TOTAL |
|------|-------|-------|-------|-------|-------|------|-------|-------|-------|--------|
| 1901 | 8-12 | 10-10 | 8-12 | 14-6 | 9-7 | 14-6 | | | 11-9 | 74-62 |
| 1902 | 13-6 | 11-9 | 10-10 | 12-8 | 16-4 | | | 9-10 | 12-6 | 83-53 |
| 1903 | | 6-13 | 14-6 | 11-9 | 9-11 | | 8-10 | 11-8 | 16-3 | 75-60 |
| 1904 | | 9-13 | 14-8 | 10-11 | 12-10 | | 9-12 | 11-10 | 16-6 | 81-70 |
| 1905 | | 15-7 | 12-9 | 15-7 | 13-9 | | 11-8 | 15-7 | 11-9 | 92-56 |
| 1906 | | 14-8 | 9-12 | 10-12 | 13-6 | | 8-13 | 9-11 | 15-5 | 78-67 |
| 1907 | | 14-8 | 12-10 | 14-8 | 8-11 | | 9-10 | 14-6 | 17-4 | 88-57 |
| 1908 | | 12-10 | 9-13 | 6-16 | 8-14 | | 14-8 | 8-13 | 11-11 | 68-85 |
| 1909 | | 11-10 | 10-12 | 13-9 | 14-8 | | 14-8 | 14-8 | 19-3 | 95-58 |
| 1910 | | 18-4 | 14-8 | 14-7 | 13-9 | | 12-9 | 17-5 | 14-6 | 102-48 |
| 1911 | | 13-9 | 11-9 | 17-5 | 10-12 | | 15-6 | 20-2 | 15-7 | 101-50 |
| 1912 | | 7-15 | 10-12 | 14-8 | 13-9 | | 17-5 | 16-6 | 13-7 | 90-62 |
| 1913 | | 11-11 | 11-11 | 13-9 | 15-7 | | 17-5 | 15-6 | 14-8 | 96-57 |
| 1914 | | 9-12 | 17-5 | 19-3 | 12-9 | | 14-8 | 15-7 | 13-9 | 99-53 |
| 1915 | | 5-17 | 3-19 | 7-15 | 5-17 | | 9-11 | 6-16 | 8-14 | 43-109 |
| 1916 | | 6-16 | 4-18 | 4-18 | 4-18 | | 7-15 | 5-17 | 6-15 | 36-117 |
| 1917 | | 3-18 | 7-15 | 6-16 | 10-12 | | 7-15 | 11-11 | 11-11 | 55-98 |
| 1918 | | 6-13 | 10-11 | 7-13 | 11-9 | | 4-8 | 8-10 | 6-12 | 52-76 |
| 1919 | | 6-14 | 3-17 | 4-16 | 6-14 | | 2-18 | 7-13 | 8-12 | 36-104 |
| 1920 | | 9-13 | 6-16 | 6-16 | 10-12 | | 3-19 | 8-14 | 6-16 | 48-106 |
| 1921 | | 10-12 | 8-14 | 7-15 | 7-14 | | 5-17 | 5-17 | 11-11 | 53-100 |
| 1922 | | 12-10 | 10-12 | 11-11 | 6-16 | | 5-17 | 9-13 | 12-10 | 65-89 |
| 1923 | | 7-13 | 12-10 | 10-12 | 10-12 | | 6-16 | 9-13 | 15-7 | 69-83 |
| 1924 | | 10-12 | 11-11 | 11-11 | 11-11 | | 8-12 | 13-9 | 7-15 | 71-81 |
| 1925 | | 17-5 | 14-8 | 11-11 | 14-8 | | 13-9 | 12-10 | 7-13 | 88-64 |
| 1926 | | 14-8 | 15-6 | 8-14 | 11-11 | | 13-9 | 15-7 | 7-12 | 83-67 |
| 1927 | | 16-6 | 14-8 | 12-10 | 13-9 | | 8-14 | 16-6 | 12-10 | 91-63 |
| 1928 | | 18-3 | 16-6 | 16-6 | 14-8 | | 6-16 | 16-6 | 12-10 | 98-55 |
| 1929 | | 18-4 | 13-9 | 14-7 | 18-4 | | 14-8 | 11-10 | 16-4 | 104-46 |
| 1930 | | 18-4 | 16-6 | 15-7 | 15-7 | | 12-10 | 16-6 | 10-12 | 102-52 |
| 1931 | | 16-4 | 19-3 | 18-4 | 18-4 | | 11-11 | 14-8 | 11-11 | 107-45 |
| 1932 | | 18-4 | 15-7 | 12-10 | 15-7 | | 8-14 | 16-6 | 10-12 | 94-60 |
| 1933 | | 8-14 | 10-12 | 16-6 | 11-11 | | 9-12 | 14-6 | 11-11 | 79-72 |
| 1934 | | 9-12 | 13-9 | 9-13 | 10-12 | | 7-15 | 9-12 | 11-9 | 68-82 |
| 1935 | | 6-16 | 10-12 | 10-12 | 5-14 | | 6-14 | 11-11 | 10-12 | 58-91 |
| 1936 | | 9-13 | 7-15 | 9-13 | 5-17 | | 6-16 | 11-10 | 6-16 | 53-100 |
| 1937 | | 3-17 | 7-15 | 9-13 | 8-14 | | 8-14 | 11-11 | 8-13 | 54-97 |
| 1938 | | 8-14 | 10-12 | 4-18 | 8-14 | | 5-16 | 12-9 | 6-16 | 53-99 |
| 1939 | | 4-18 | 11-11 | 4-18 | 11-11 | | 4-18 | 13-9 | 8-12 | 55-97 |
| 1940 | | 4-18 | 6-16 | 8-14 | 11-11 | | 9-13 | 8-14 | 8-14 | 54-100 |
| 1941 | | 6-16 | 12-10 | 7-15 | 9-13 | | 8-14 | 11-11 | 11-11 | 64-90 |
| 1942 | | 8-14 | 10-12 | 6-16 | 9-13 | | 6-16 | 6-16 | 10-12 | 55-99 |
| 1943 | | 11-11 | 4-18 | 6-16 | 9-13 | | 6-16 | 8-14 | 5-17 | 49-105 |
| 1944 | | 11-11 | 13-9 | 10-12 | 11-11 | | 9-13 | 9-13 | 9-13 | 72-82 |
| 1945 | | 8-14 | 10-12 | 6-12 | 7-15 | | 6-16 | 10-12 | 5-17 | 52-98 |
| 1946 | | 5-17 | 10-12 | 7-15 | 5-17 | | 6-16 | 10-12 | 6-16 | 49-105 |
| 1947 | | 12-10 | 11-11 | 11-11 | 11-11 | | 9-13 | 13-9 | 11-11 | 78-76 |
| 1948 | | 10-12 | 16-6 | 6-16 | 10-12 | | 10-12 | 18-4 | 14-8 | 84-70 |
| 1949 | | 8-14 | 16-6 | 13-9 | 8-14 | | 8-14 | 12-10 | 16-6 | 81-73 |
| 1950 | | 3-19 | 11-11 | 5-17 | 5-17 | | 7-15 | 8-14 | 13-9 | 52-102 |
| 1951 | | 7-15 | 13-9 | 6-16 | 9-13 | | 9-13 | 14-8 | 12-10 | 70-84 |
| 1952 | | 10-12 | 11-11 | 9-13 | 17-5 | | 9-13 | 14-8 | 9-13 | 79-75 |
| 1953 | | 7-15 | 12-10 | 3-19 | 11-11 | | 5-17 | 13-9 | 8-14 | 59-95 |
| 1954 | 12-10 | 7-15 | 5-17 | 4-18 | 9-13 | | 4-18 | | 10-12 | 51-103 |
| 1955 | 12-10 | 8-14 | 8-14 | 5-17 | 10-12 | | 7-15 | | 13-9 | 63-91 |
| 1956 | 7-15 | 10-12 | 8-14 | 5-17 | 6-16 | | 4-18 | | 12-10 | 52-102 |
| 1957 | 5-16 | 6-16 | 8-14 | 11-11 | 14-8 | | 3-19 | | 12-10 | 59-94 |
| 1958 | 10-12 | 10-12 | 10-12 | 12-10 | 10-12 | | 9-13 | | 12-10 | 73-81 |
| 1959 | 14-8 | 11-11 | 10-12 | 7-15 | 7-15 | | 5-17 | | 12-10 | 66-88 |
| 1960 | 9-13 | 9-13 | 7-15 | 7-15 | 12-10 | | 7-15 | | 7-15 | 58-96 |

| YEAR | BAL | BOS | CHI | CLE | DET | HOU | KC | LAA | MIL | MIN | NYG | SEA | TB | TEX | TOR | TOTAL |
|---------------|----------------|-----------------|-----------------|-----------------|----------------|--------------|----------------|----------------|------------------|-----------------|----------------|---------------|----------------|----------------|------------------|--------|
| 1961 | 5-13 | 8-10 | 4-14 | 9-8 | 6-12 | | | 9-9 | | 7-11 | 4-14 | | | 9-9 | | 61-100 |
| 1962 | 8-10 | 8-10 | 9-9 | 7-11 | 6-12 | | | 6-12 | | 8-10 | 5-13 | | | 15-3 | | 72-90 |
| 1963 | 9-9 | 11-7 | 6-12 | 7-11 | 5-13 | | | 10-8 | | 9-9 | 6-12 | | | 10-8 | | 73-89 |
| 1964 | 5-13 | 6-12 | 2-16 | 8-10 | 7-11 | | | 6-12 | | 9-9 | 6-12 | | | 8-10 | | 57-105 |
| 1965 | 7-11 | 7-11 | 5-13 | 9-9 | 5-13 | | | 5-13 | | 8-10 | 7-11 | | | 6-12 | | 59-103 |
| 1966 | 5-11 | 9-9 | 5-13 | 12-6 | 12-6 | | | 9-9 | | 8-10 | 5-13 | | | 9-9 | | 74-86 |
| 1967 | 8-10 | 6-12 | 10-8 | 7-11 | 6-12 | | | 4-14 | | 8-10 | 7-11 | | | 6-11 | | 62-99 |
| 1968 | 9-9 | 10-8 | 8-10 | 12-6 | 5-13 | | | 13-5 | | 10-8 | 8-10 | | | 7-11 | | 82-80 |
| 1969 | 4-8 | 8-4 | 10-8 | 7-5 | 5-7 | | 10-8 | 12-6 | 13-5 | 5-13 | 6-6 | | | 8-4 | | 88-74 |
| 1970 | 5-7 | 5-7 | 16-2 | 5-7 | 6-6 | | 11-7 | 10-8 | 10-8 | 5-13 | 6-6 | | | 10-2 | | 89-73 |
| 1971 | 4-7 | 9-3 | 7-11 | 8-4 | 8-4 | | 13-5 | 11-7 | 15-3 | 10-8 | 7-5 | | | 9-3 | | 101-60 |
| 1972 | 6-6 | 3-9 | 8-7 | 10-2 | 8-4 | | 11-7 | 10-8 | 8-4 | 9-8 | 9-3 | | | 11-4 | | 93-62 |
| 1973 | 7-5 | 8-4 | 12-6 | 9-3 | 5-7 | | 10-8 | 12-6 | 8-4 | 4-14 | 8-4 | | | 11-7 | | 94-68 |
| 1974 | 6-6 | 4-8 | 11-7 | 7-5 | 7-5 | | 10-8 | 12-6 | 7-5 | 13-5 | 5-7 | | | 8-10 | | 90-72 |
| 1975 | 8-4 | 6-6 | 9-9 | 10-2 | 6-6 | | 11-7 | 11-7 | 7-5 | 12-6 | 6-6 | | | 12-6 | | 98-64 |
| 1976 | 8-4 | 8-4 | 9-8 | 8-4 | 6-6 | | 9-9 | 12-6 | 7-5 | 7-11 | 6-6 | | | 7-11 | | 87-74 |
| 1977 | 2-8 | 3-8 | 5-10 | 3-7 | 5-5 | | 6-9 | 10-5 | 5-5 | 6-8 | 2-9 | 7-8 | | 2-13 | 7-3 | 63-98 |
| 1978 | 0-11 | 5-5 | 8-7 | 6-4 | 4-6 | | 5-10 | 6-9 | 1-9 | 6-9 | 2-8 | 13-2 | | 6-9 | 7-4 | 69-93 |
| 1979 | 4-8 | 3-9 | 4-9 | 4-8 | 5-7 | | 4-9 | 3-10 | 6-6 | 4-9 | 3-9 | 8-5 | | 2-11 | 4-8 | 54-108 |
| 1980 | 5-7 | 3-9 | 7-6 | 6-6 | 6-6 | | 7-6 | 10-3 | 5-7 | 7-6 | 4-8 | 8-5 | | 7-6 | 8-4 | 83-79 |
| 1981 | 5-7 | 5-7 | 6-7 | 2-3 | 2-1 | | 3-3 | 8-2 | 2-4 | 8-2 | 3-4 | 6-1 | | 4-2 | 10-2 | 64-45 |
| 1982 | 5-7 | 4-8 | 4-9 | 8-4 | 3-9 | | 6-7 | 4-9 | 5-7 | 10-3 | 5-7 | 6-7 | | 5-8 | 3-9 | 68-94 |
| 1983 | 4-8 | 4-8 | 5-8 | 5-7 | 6-6 | | 6-7 | 8-5 | 6-6 | 9-4 | 4-8 | 9-4 | | 2-11 | 6-6 | 74-88 |
| 1984 | 6-6 | 5-7 | 7-6 | 5-7 | 3-9 | | 8-5 | 6-7 | 8-4 | 5-8 | 4-8 | 8-5 | | 8-5 | 4-8 | 77-85 |
| 1985 | 5-7 | 4-8 | 5-8 | 9-3 | 4-8 | | 5-8 | 7-6 | 9-3 | 5-8 | 5-7 | 8-5 | | 6-7 | 5-7 | 77-85 |
| 1986 | 7-5 | 5-7 | 6-7 | 2-10 | 6-6 | | 5-8 | 3-10 | 7-5 | 7-6 | 7-5 | 10-3 | | 3-10 | 8-4 | 76-86 |
| 1987 | 5-7 | 8-4 | 4-9 | 8-4 | 7-5 | | 8-5 | 7-6 | 6-6 | 3-10 | 7-5 | 5-8 | | 6-7 | 7-5 | 81-81 |
| 1988 | 8-4 | 9-3 | 8-5 | 8-4 | 8-4 | | 5-8 | 9-4 | 9-3 | 8-5 | 6-6 | 9-4 | | 8-5 | 9-3 | 104-58 |
| 1989 | 7-5 | 5-7 | 8-5 | 10-2 | 8-4 | | 6-7 | 8-5 | 7-5 | 7-6 | 9-3 | 9-4 | | 8-5 | 7-5 | 99-63 |
| 1990 | 8-4 | 8-4 | 5-8 | 8-4 | 6-6 | | 9-4 | 9-4 | 7-5 | 7-6 | 12-0 | 9-4 | | 8-5 | 7-5 | 103-59 |
| 1991 | 9-3 | 4-8 | 6-7 | 7-5 | 8-4 | | 7-6 | 12-1 | 4-8 | 5-8 | 6-6 | 6-7 | | 4-9 | 6-6 | 84-78 |
| 1992 | 6-6 | 7-5 | 8-5 | 6-6 | 6-6 | | 9-4 | 8-5 | 5-7 | 8-5 | 6-6 | 12-1 | | 9-4 | 6-6 | 96-66 |
| 1993 | 2-10 | 3-9 | 6-7 | 4-8 | 4-8 | | 7-6 | 7-6 | 5-7 | 5-8 | 6-6 | 9-4 | | 5-8 | 5-7 | 68-94 |
| 1994 | 5-7 | 3-9 | 3-6 | 0-6 | 4-5 | | 3-7 | 6-3 | 1-4 | 5-2 | 5-7 | 4-3 | | 7-3 | 5-1 | 51-63 |
| 1995 | 7-5 | 4-8 | 5-7 | 0-7 | 3-2 | | 8-5 | 7-6 | 2-7 | 7-5 | 9-4 | 7-6 | | 5-8 | 3-7 | 67-77 |
| 1996 | 4-9 | 5-8 | 7-5 | 6-6 | 8-4 | | 7-5 | 7-6 | 5-7 | 7-6 | 3-9 | 8-5 | | 7-6 | 4-8 | 78-84 |
| 1997 | 3-8 | 4-7 | 3-8 | 4-7 | 4-7 | | 8-3 | 1-11 | 6-5 | 4-7 | 5-6 | 5-7 | | 5-7 | 6-5 | 58-88 |
| 1998 | 3-8 | 2-9 | 7-4 | 8-3 | 4-7 | | 4-7 | 7-5 | | 7-4 | 3-8 | 5-7 | 5-6 | 6-6 | 5-6 | 66-80 |
| 1999 | 7-5 | 6-4 | 7-3 | 2-10 | 6-4 | | 6-6 | 4-8 | | 5-7 | 4-6 | 6-6 | 9-1 | 5-7 | 8-2 | 75-69 |
| 2000 | 8-4 | 5-5 | 3-6 | 6-6 | 4-6 | | 8-4 | 8-5 | | 7-5 | 3-6 | 9-4 | 7-2 | 5-7 | 7-3 | 80-63 |
| 2001 | 7-2 | 5-4 | 8-1 | 3-4 | 6-1 | | 6-3 | 14-6 | | 4-5 | 6-3 | 9-10 | 7-2 | 9-10 | 6-3 | 90-54 |
| 2002 | 5-4 | 3-6 | 7-2 | 5-2 | 6-1 | | 8-1 | 11-9 | | 6-3 | 4-5 | 8-11 | 8-1 | 13-6 | 3-6 | 87-57 |
| 2003 | 7-2 | 4-3 | 5-4 | 6-3 | 6-3 | | 7-2 | 12-8 | | 1-8 | 6-3 | 7-12 | 6-3 | 15-4 | 5-2 | 87-57 |
| 2004 | 7-0 | 1-8 | 7-2 | 3-6 | 5-4 | | 7-2 | 9-10 | | 5-2 | 2-7 | 11-8 | 7-2 | 11-9 | 6-3 | 81-63 |
| 2005 | 6-4 | 4-6 | 7-2 | 3-6 | 5-1 | | 4-2 | 9-10 | | 6-4 | 2-7 | 12-6 | 4-5 | 11-8 | 5-5 | 78-66 |
| 2006 | 4-2 | 7-3 | 3-3 | 6-3 | 4-5 | | 5-4 | 8-11 | | 4-6 | 6-3 | 17-2 | 6-3 | 9-10 | 6-4 | 85-59 |
| 2007 | 4-4 | 4-4 | 5-4 | 4-6 | 6-4 | | 4-6 | 10-9 | | 2-5 | 4-2 | 5-14 | 4-6 | 9-10 | 5-4 | 66-78 |
| 2008 | 5-0 | 4-6 | 4-5 | 4-5 | 6-3 | | 3-6 | 9-10 | | 5-5 | 1-5 | 10-9 | 3-6 | 7-12 | 4-6 | 65-78 |
| 2009 | 5-1 | 5-5 | 5-4 | 5-2 | 4-5 | | 6-2 | 7-12 | | 6-4 | 2-7 | 5-14 | 6-4 | 11-8 | 3-6 | 70-74 |
| 2010 | 7-3 | 5-4 | 5-4 | 6-3 | 3-3 | | 6-3 | 8-11 | | 3-6 | 1-9 | 13-6 | 4-5 | 9-10 | 3-4 | 73-71 |
| 2011 | 5-4 | 2-6 | 4-6 | 2-5 | 5-5 | | 5-4 | 11-8 | | 4-4 | 3-6 | 9-10 | 5-2 | 6-13 | 5-5 | 66-78 |
| 2012 | 5-4 | 8-1 | 3-3 | 8-2 | 3-4 | | 4-5 | 10-9 | | 5-4 | 5-5 | 12-7 | 5-4 | 11-8 | 5-4 | 84-60 |
| 2013 | 2-5 | 3-3 | 5-2 | 2-5 | 4-3 | 15-4 | 5-1 | 11-8 | | 6-1 | 5-1 | 8-11 | 3-3 | 10-9 | 4-3 | 83-59 |
| 2014 | 4-2 | 4-3 | 3-4 | 4-2 | 2-5 | 11-8 | 2-5 | 9-10 | | 6-1 | 4-2 | 9-10 | 4-2 | 9-10 | 4-3 | 75-67 |
| 2015 | 1-6 | 1-5 | 2-5 | 4-3 | 4-2 | 9-10 | 1-5 | 8-11 | | 3-4 | 4-3 | 6-13 | 3-4 | 10-9 | 1-5 | 57-85 |
| 2016 | 4-3 | 1-5 | 2-5 | 2-4 | 3-4 | 6-13 | 6-1 | 7-12 | | 4-2 | 3-4 | 7-12 | 5-2 | 9-10 | 3-3 | 62-80 |
| Totals | | 878-1072 | | 905-1029 | | 46-36 | | 470-431 | | 783-1142 | | 101-63 | | 215-190 | | |
| | 996-941 | | 979-1041 | | 920-999 | | 314-260 | | 1001-1002 | | 334-270 | | 438-435 | | 8561-9069 | |

Note: Baltimore record also includes Milwaukee Brewers (1901) and St. Louis Browns (1902-53). Houston total includes 5-1 record while in the NL. Minnesota record includes Washington Senators (1901-60). New York record includes Baltimore Orioles (1901-02). Milwaukee record includes Seattle Pilots (1969). Texas record includes Washington Senators (1961-71).

ATHLETICS VS. THE NATIONAL LEAGUE

| YEAR | ARI | ATL | CHI | CIN | COL | HOU | LA | MIA | MIL | NYM | PHI | PIT | STL | SD | SF | WAS | TOTAL |
|---------------|--------------|------------|------------|-------------|--------------|-----|--------------|------------|----------------|------------|------------|-------------|------------|--------------|--------------|------------|----------------|
| 1997 | | | | | 1-3 | | 1-3 | | | | | | | 3-1 | 2-2 | | 7-9 |
| 1998 | 2-1 | | | | 1-2 | | 1-2 | | | | | | | 2-1 | 2-2 | | 8-8 |
| 1999 | 2-1 | | | | 3-0 | | 3-0 | | | | | | | 1-2 | 3-3 | | 12-6 |
| 2000 | 2-1 | | | | 1-2 | | 2-1 | | | | | | | 3-0 | 3-3 | | 11-7 |
| 2001 | 3-0 | | | | 3-0 | | 2-1 | | | | | | | 2-1 | 2-4 | | 12-6 |
| 2002 | | | | 3-0 | | 3-0 | | | 3-0 | | | 3-0 | | | 4-2 | | 16-2 |
| 2003 | | 1-2 | | | | | | 1-2 | | | 1-2 | | | | 3-3 | 3-0 | 9-9 |
| 2004 | | | 1-2 | 3-0 | | | | | | | | 3-0 | 0-3 | | 3-3 | | 10-8 |
| 2005 | | 2-1 | | | | | | | | 2-1 | 2-1 | | | | 4-2 | 0-3 | 10-8 |
| 2006 | 0-3 | | | | 1-2 | | 3-0 | | | | | | | 1-2 | 3-3 | | 8-10 |
| 2007 | | | | 2-1 | | 2-1 | | | | 0-3 | | | 1-2 | | 5-1 | | 10-8 |
| 2008 | 1-2 | 1-2 | | | | | | 2-1 | | | 2-1 | | | | 4-2 | | 10-8 |
| 2009 | 1-2 | | | | 0-3 | | 1-2 | | | | | | | 2-1 | 1-5 | | 5-13 |
| 2010 | | | 1-2 | 0-3 | | | | | | | | 3-0 | 1-2 | | 3-3 | | 8-10 |
| 2011 | 2-1 | | | | | | | 1-2 | | 1-2 | 1-2 | | | | 3-3 | | 8-10 |
| 2012 | 0-3 | | | | 3-0 | | 3-0 | | | | | | | 2-1 | 2-4 | | 10-8 |
| 2013 | | | 2-1 | 2-2 | | | | | 2-1 | | | 2-1 | 2-1 | | 3-1 | | 13-7 |
| 2014 | | 0-3 | | | | | | 3-0 | | 2-2 | 2-1 | | | | 3-1 | 3-0 | 13-7 |
| 2015 | 2-1 | | | | 2-1 | | 3-1 | | | | | | | 3-1 | 1-5 | | 11-9 |
| 2016 | | | 0-3 | 1-2 | | | | | 1-3 | | | 0-3 | 2-1 | | 3-1 | | 7-13 |
| Totals | 15-15 | 4-8 | 4-8 | 11-8 | 15-13 | | 19-10 | 7-5 | 192-163 | 5-8 | 8-7 | 11-4 | 6-9 | 19-10 | 57-53 | 6-3 | 198-166 |

Note: Washington record also includes Montreal Expos (2003). Milwaukee total includes 186-159 record while in the AL.

ATHLETICS IN DIVISIONAL PLAY

| YEAR | A.L. WEST | | | A.L. CENTRAL | | | A.L. EAST | | | NATIONAL LEAGUE | | |
|------|-----------|-------|-------|--------------|-------|-------|-----------|-------|-------|-----------------|------|-------|
| | HOME | ROAD | TOTAL | HOME | ROAD | TOTAL | HOME | ROAD | TOTAL | HOME | ROAD | TOTAL |
| 1969 | 26-19 | 24-21 | 50-40 | | | | 23-13 | 15-21 | 38-34 | | | |
| 1970 | 27-18 | 25-20 | 52-38 | | | | 22-14 | 15-21 | 37-35 | | | |
| 1971 | 24-21 | 32-13 | 56-34 | | | | 22-14 | 23-12 | 45-26 | | | |
| 1972 | 28-13 | 21-21 | 49-34 | | | | 20-16 | 24-12 | 44-28 | | | |
| 1973 | 26-19 | 23-22 | 49-41 | | | | 24-12 | 21-15 | 45-27 | | | |
| 1974 | 31-14 | 23-22 | 54-36 | | | | 18-18 | 18-18 | 36-36 | | | |
| 1975 | 32-13 | 23-22 | 55-35 | | | | 22-14 | 21-15 | 43-29 | | | |
| 1976 | 27-18 | 17-27 | 44-45 | | | | 24-12 | 19-17 | 43-29 | | | |
| 1977 | 23-22 | 13-31 | 36-53 | | | | 12-24 | 15-21 | 27-45 | | | |
| 1978 | 23-21 | 21-25 | 44-46 | | | | 15-21 | 10-26 | 25-47 | | | |
| 1979 | 15-24 | 10-29 | 25-53 | | | | 16-26 | 13-29 | 29-55 | | | |
| 1980 | 25-14 | 21-18 | 46-32 | | | | 21-21 | 16-26 | 37-47 | | | |
| 1981 | 15-11 | 20-6 | 35-17 | | | | 20-10 | 9-18 | 29-28 | | | |
| 1982 | 19-20 | 16-23 | 35-43 | | | | 17-25 | 16-26 | 33-51 | | | |
| 1983 | 22-17 | 17-22 | 39-39 | | | | 20-22 | 15-27 | 35-49 | | | |
| 1984 | 25-14 | 17-22 | 42-36 | | | | 19-23 | 16-26 | 35-49 | | | |
| 1985 | 21-16 | 15-26 | 36-42 | | | | 22-20 | 19-23 | 41-43 | | | |
| 1986 | 18-20 | 15-24 | 33-44 | | | | 29-16 | 14-26 | 43-42 | | | |
| 1987 | 17-22 | 16-23 | 33-45 | | | | 25-17 | 23-19 | 48-36 | | | |
| 1988 | 24-15 | 23-16 | 47-31 | | | | 30-12 | 27-15 | 57-27 | | | |
| 1989 | 25-14 | 21-18 | 46-32 | | | | 29-13 | 24-18 | 53-31 | | | |
| 1990 | 22-17 | 25-14 | 47-31 | | | | 29-13 | 27-15 | 56-28 | | | |
| 1991 | 25-14 | 15-24 | 40-38 | | | | 22-20 | 22-20 | 44-40 | | | |
| 1992 | 29-10 | 25-14 | 54-24 | | | | 22-20 | 20-22 | 42-42 | | | |
| 1993 | 20-19 | 19-20 | 39-39 | | | | 18-24 | 11-31 | 29-55 | | | |
| 1994 | 8-5 | 9-4 | 17-9 | 5-14 | 7-11 | 12-25 | 11-13 | 11-16 | 22-29 | | | |
| 1995 | 13-7 | 6-13 | 19-20 | 11-15 | 11-16 | 22-31 | 14-12 | 12-14 | 26-26 | | | |
| 1996 | 11-9 | 11-8 | 22-17 | 18-12 | 14-17 | 32-29 | 11-20 | 13-18 | 24-38 | | | |
| 1997 | 5-13 | 6-12 | 11-25 | 13-14 | 12-16 | 25-30 | 13-15 | 9-18 | 22-33 | 4-4 | 3-5 | 7-9 |
| 1998 | 9-9 | 9-9 | 18-18 | 16-12 | 14-13 | 30-25 | 10-17 | 8-20 | 18-37 | 4-4 | 4-4 | 8-8 |
| 1999 | 11-7 | 4-14 | 15-21 | 16-10 | 10-20 | 26-30 | 17-11 | 17-7 | 34-18 | 8-1 | 4-5 | 12-6 |
| 2000 | 13-6 | 9-10 | 22-16 | 13-17 | 15-10 | 28-27 | 14-9 | 16-11 | 30-20 | 7-2 | 4-5 | 11-7 |

| YEAR | A.L. WEST | | | A.L. CENTRAL | | | A.L. EAST | | | NATIONAL LEAGUE | | |
|---------------|----------------|------------------|----------------|----------------|------------------|---------------|---------------|----------------|-------|-----------------|------|-------|
| | HOME | ROAD | TOTAL | HOME | ROAD | TOTAL | HOME | ROAD | TOTAL | HOME | ROAD | TOTAL |
| 2001 | 16-13 | 16-13 | 32-26 | 9-7 | 18-7 | 27-14 | 21-6 | 10-8 | 31-14 | 7-2 | 5-4 | 12-6 |
| 2002 | 19-10 | 13-16 | 32-26 | 19-6 | 13-3 | 32-9 | 8-10 | 15-12 | 23-22 | 8-1 | 8-1 | 16-2 |
| 2003 | 20-9 | 14-15 | 34-24 | 12-6 | 13-14 | 25-20 | 19-6 | 9-7 | 28-13 | 6-3 | 3-6 | 9-9 |
| 2004 | 17-12 | 14-15 | 31-27 | 16-8 | 11-8 | 27-16 | 12-7 | 11-13 | 23-20 | 7-2 | 3-6 | 10-8 |
| 2005 | 15-14 | 17-10 | 32-24 | 13-8 | 12-7 | 25-15 | 10-12 | 11-15 | 21-27 | 7-2 | 3-6 | 10-8 |
| 2006 | 16-12 | 18-11 | 34-23 | 14-8 | 8-13 | 22-21 | 15-7 | 14-8 | 29-15 | 4-5 | 4-5 | 8-10 |
| 2007 | 12-16 | 12-17 | 24-33 | 14-11 | 7-14 | 21-25 | 9-10 | 12-10 | 21-20 | 5-4 | 5-4 | 10-8 |
| 2008 | 14-14 | 12-17 | 26-31 | 13-9 | 9-15 | 22-24 | 11-11 | 6-12 | 17-23 | 5-4 | 5-4 | 10-8 |
| 2009 | 11-18 | 12-16 | 23-34 | 17-8 | 9-9 | 26-17 | 10-8 | 11-15 | 21-23 | 2-7 | 3-6 | 5-13 |
| 2010 | 18-11 | 12-16 | 30-27 | 9-8 | 14-11 | 23-19 | 14-12 | 6-13 | 20-25 | 6-3 | 2-7 | 8-10 |
| 2011 | 15-13 | 11-18 | 26-31 | 11-14 | 9-10 | 20-24 | 11-8 | 9-15 | 20-23 | 6-3 | 2-7 | 8-10 |
| 2012 | 16-12 | 17-12 | 33-24 | 12-7 | 11-11 | 23-18 | 16-9 | 12-9 | 28-18 | 6-3 | 4-5 | 10-8 |
| 2013 | 21-18 | 23-14 | 44-32 | 13-3 | 9-9 | 22-12 | 10-6 | 7-9 | 17-15 | 8-2 | 5-5 | 13-7 |
| 2014 | 18-19 | 20-19 | 38-38 | 9-8 | 8-9 | 17-17 | 13-4 | 7-8 | 20-12 | 8-2 | 5-5 | 13-7 |
| 2015 | 16-23 | 17-20 | 33-43 | 5-11 | 9-8 | 14-19 | 7-9 | 3-14 | 10-23 | 6-4 | 5-5 | 11-9 |
| 2016 | 13-24 | 16-23 | 29-47 | 10-6 | 7-10 | 17-16 | 9-9 | 7-8 | 16-17 | 2-8 | 5-5 | 7-13 |
| Totals | 916-719 | 1711-1564 | 250-261 | 826-671 | 1515-1470 | 82-101 | 116-66 | 198-166 | | | | |
| | 795-845 | 288-222 | 538-483 | 689-799 | | | | | | | | |

OAKLAND A'S MONTH-BY-MONTH

| Year | March | April | May | June | July | August | September | October |
|------|-------|-------|-------|-------|-------|--------|-----------|---------|
| 1968 | - | 8-10 | 13-14 | 17-12 | 15-15 | 16-17 | 13-12 | - |
| 1969 | - | 11-8 | 12-13 | 17-9 | 18-11 | 16-15 | 13-17 | 1-1 |
| 1970 | - | 8-12 | 17-11 | 17-10 | 15-12 | 13-17 | 18-11 | 1-0 |
| 1971 | - | 17-8 | 16-10 | 17-8 | 14-13 | 23-8 | 14-13 | - |
| 1972 | - | 7-4 | 18-8 | 18-11 | 16-15 | 14-13 | 18-10 | 2-1 |
| 1973 | - | 9-11 | 15-13 | 18-11 | 17-12 | 20-7 | 15-14 | - |
| 1974 | - | 10-10 | 17-11 | 14-14 | 20-8 | 15-14 | 14-13 | 0-2 |
| 1975 | - | 12-8 | 16-10 | 20-9 | 18-11 | 15-16 | 17-10 | - |
| 1976 | - | 9-8 | 12-17 | 15-13 | 17-11 | 17-12 | 16-11 | 1-2 |
| 1977 | - | 12-9 | 10-15 | 10-17 | 10-19 | 10-18 | 11-18 | 0-2 |
| 1978 | - | 16-5 | 11-15 | 11-18 | 17-13 | 7-21 | 7-20 | 0-1 |
| 1979 | - | 8-14 | 9-19 | 5-24 | 8-20 | 14-15 | 10-16 | - |
| 1980 | - | 12-8 | 13-13 | 7-21 | 19-10 | 14-14 | 16-11 | 2-2 |
| 1981 | - | 18-3 | 13-17 | 6-3 | - | 10-9 | 15-12 | 2-1 |
| 1982 | - | 11-11 | 12-16 | 10-18 | 11-15 | 14-15 | 9-17 | 1-2 |
| 1983 | - | 11-9 | 11-16 | 14-15 | 12-17 | 17-13 | 8-16 | 1-2 |
| 1984 | - | 14-10 | 9-17 | 15-14 | 10-18 | 14-14 | 15-12 | - |
| 1985 | - | 9-12 | 13-12 | 17-10 | 13-14 | 15-14 | 8-20 | 2-3 |
| 1986 | - | 11-10 | 12-16 | 7-22 | 14-12 | 17-11 | 13-13 | 2-2 |
| 1987 | - | 9-14 | 15-10 | 16-11 | 12-15 | 15-14 | 12-15 | 2-2 |
| 1988 | - | 16-7 | 19-8 | 13-14 | 16-12 | 20-9 | 19-7 | 1-1 |
| 1989 | - | 18-8 | 16-10 | 13-14 | 16-10 | 18-11 | 17-10 | 1-0 |
| 1990 | - | 14-5 | 18-9 | 15-12 | 17-14 | 18-9 | 20-8 | 1-2 |
| 1991 | - | 13-7 | 15-12 | 13-15 | 15-12 | 15-14 | 11-15 | 2-3 |
| 1992 | - | 14-8 | 13-14 | 18-9 | 15-11 | 19-10 | 15-12 | 2-2 |
| 1993 | - | 7-11 | 12-16 | 12-14 | 12-17 | 9-21 | 15-13 | 1-2 |
| 1994 | - | 7-17 | 8-19 | 17-9 | 15-11 | 4-7 | - | - |
| 1995 | - | 1-4 | 16-12 | 16-12 | 8-20 | 17-12 | 9-16 | 0-1 |
| 1996 | - | 13-12 | 11-16 | 14-15 | 17-10 | 11-19 | 12-12 | - |
| 1997 | - | 13-13 | 9-21 | 12-15 | 8-19 | 11-16 | 12-13 | - |
| 1998 | - | 12-14 | 10-17 | 15-13 | 11-16 | 15-15 | 11-13 | - |
| 1999 | - | 10-14 | 17-10 | 10-16 | 16-10 | 19-10 | 13-14 | 2-1 |
| 2000 | - | 12-13 | 15-13 | 18-7 | 13-14 | 11-16 | 21-7 | 1-0 |
| 2001 | - | 8-17 | 18-9 | 12-15 | 19-8 | 22-7 | 17-4 | 6-0 |
| 2002 | - | 15-11 | 10-17 | 21-7 | 15-12 | 24-4 | 18-8 | - |
| 2003 | - | 17-10 | 14-13 | 15-12 | 16-11 | 20-9 | 14-11 | - |
| 2004 | - | 11-12 | 15-11 | 17-10 | 15-12 | 20-8 | 12-16 | 1-2 |
| 2005 | - | 12-12 | 7-20 | 19-8 | 20-6 | 17-11 | 11-17 | 2-0 |
| 2006 | - | 12-12 | 12-17 | 18-8 | 14-13 | 21-6 | 15-13 | 1-0 |
| 2007 | - | 12-13 | 14-13 | 15-13 | 9-18 | 17-12 | 9-17 | - |
| 2008 | 1-1 | 16-11 | 12-15 | 16-10 | 8-17 | 10-20 | 12-12 | - |

RECORDS

Oakland A's Month-by-Month, continued

| Year | March | April | May | June | July | August | September | October |
|---------------|------------|----------------|----------------|----------------|----------------|----------------|----------------|--------------|
| 2009 | - | 8-11 | 11-18 | 13-15 | 12-14 | 14-15 | 17-10 | 0-4 |
| 2010 | - | 12-12 | 16-12 | 10-17 | 14-10 | 13-15 | 13-15 | 3-0 |
| 2011 | - | 13-14 | 14-15 | 9-17 | 13-13 | 11-17 | 14-12 | - |
| 2012 | 1-1 | 10-12 | 11-16 | 15-13 | 19-5 | 18-10 | 17-11 | 3-0 |
| 2013 | - | 16-12 | 16-12 | 16-11 | 15-10 | 14-13 | 19-8 | - |
| 2014 | 0-1 | 18-9 | 16-12 | 17-9 | 15-10 | 12-17 | 10-16 | - |
| 2015 | - | 9-14 | 11-19 | 15-12 | 10-14 | 13-15 | 8-19 | 2-1 |
| 2016 | - | 13-12 | 11-17 | 11-15 | 12-14 | 10-18 | 10-17 | 2-0 |
| Totals | 2-3 | 574-511 | 651-686 | 696-627 | 681-624 | 739-643 | 653-627 | 48-42 |

ATHLETICS FRANCHISE RECORDS

TEAM GENERAL

Most Games Won

| | |
|-------------------------------|-------------------------------------|
| Season | 107 (1931) |
| Home | 60 (1931) |
| Road | 55 (1971) |
| Consecutive | 20 (August 13 to September 4, 2002) |
| Consecutive, Home | 22 (July 15-August 31, 1931) |
| Consecutive, Road | 14 (May 3-30, 1931) |
| vs. One Team | 20 (St. Louis, 1911) |
| by Shutout | 27 (1907, 1909) |
| by One Run | 33 (2004) |
| in Extra Innings (since 1913) | 14 (1988) |
| Month | 26 (July, 1931) |

Most Games Lost

| | |
|-------------------------------|---------------------------------------|
| Season | 117 (1916) |
| Home | 55 (1956, 1964) |
| Road | 64 (1916) |
| Consecutive | 20 (1916, 1943) |
| Consecutive, Home | 13 (May 27-July 6, 1920) |
| Consecutive, Road | 22 (July 11-August 23, 1943) |
| vs. One Team | 19 (five times. Last: New York, 1957) |
| by Shutout | 24 (1943) |
| Fewest lost by shutout | 2 (1902, 1931 and 1932) |
| by One Run | 40 (1908) |
| in Extra Innings (since 1913) | 16 (1921) |
| Month | 28 (July, 1916) |

Most Games

| | |
|----------------------------|-------------------|
| Season | 163 (1964, 1968) |
| Shutout | 41 (1909) |
| One Run | 65 (1908) |
| Extra Innings (since 1913) | 24 (1921, 1945) |
| Month | 40 (August, 1938) |

Highest Winning Percentage

| | |
|---------------------------------|---|
| Season | .704 (1931) |
| Home | .800 (1931) |
| Road | .688 (1971) |
| Shutout Games | .857 (1931, 12-2) |
| One-Run Games | .698 (1928, 30-13) |
| Extra Inning Games (since 1913) | 1.000 (1928, 8-0) |
| Month | 857 (August, 2002; 24-4) 857 (April, 1981; 18-3) |
| Homestand (min. 6 games) | 1.000 (August 23-29, 2004; 7-0) 1.000 (September 3-10, 2001; 7-0) 1.000 (May 4-12, 1948; 7-0) |
| Roadtrip (min. 6 games) | 1.000 (11 times, last: July 3-8, 2014; 6-0) 1.000 (August 19-28, 2002; 10-0) 1.000 (April 9-16, 1981; 8-0) 1.000 (April 5-11, 2013; 6-0) |

Lowest Winning Percentage

| | |
|---------------------------------|---|
| Season | .235 (1916) |
| Home | .267 (1915) |
| Road | .169 (1916) |
| Shutout Games | .045 (1919, 1-21) |
| One-Run Games | .256 (1916, 11-32) |
| Extra Inning Games (since 1913) | .200 (1916, 2-8) |
| Month | .067 (July, 1916; 2-28) |
| Homestand (min. 6 games) | .000 (August 10-16, 1956; 0-6) .000 (July 5-11, 1937; 0-6) .000 (September 27-October 2, 1920; 0-6) |
| Road Trip (min. 6 games) | .000 (14 times. Most losses: 0-9, September 22-October 1, 1995) |

Most Players Used

| | |
|---|---|
| Season | 56 (1915) |
| Pitchers, Season | 30 (2015) |
| Game, Nine Inn. (since 1913) | 24 (vs. Cal., Sept. 6, 1966) |
| Game, Extra Innings | 30 (vs. Chi., Sept. 19, 1972; 15 inn.) |
| Pitchers, Nine Inning Game (since 1913) | 8 (vs. San Francisco, September 26, 2015) 8 (at Baltimore, July 7, 1994) |
| Pitchers, Extra Innings | 9 (at NY-AL, Sept. 22, 2012; 14 inn.) 9 (at Boston, June 4, 2011; 14 inn.) 9 (vs. Seattle, September 20, 1997; 15 inn.) |

Fewest Players Used

| | |
|------------------|-----------|
| Season | 19 (1905) |
| Pitchers, Season | 7 (1905) |

Length of Game

Most Innings 24 (vs. Detroit, July 21, 1945)
24 (at Boston, September 1, 1906)
Longest Time, 9 inn. 4:31 (at New York-AL, Aug. 25, 2011)

Left On Base

Season, Most 1274 (2004)
Season, Fewest 925 (1957)
Nine Inning Game, Most (since 1913) 17 (at Chicago,
September 18, 1982
17 (at St. Louis, June 12, 1949, 2nd Game)
17 (at Washington, May 4, 1919)
Extra Inning Game, Most (since 1913) 21 (at Texas,
July 1, 1979; 15 inn.)
21 (at Detroit, June 17, 1967; 19 inn.)
Extra Inning Game, Fewest 0 (N.Y., June 22, 1929; 14 inn.)

Scoring Margin

Victory 22 (vs. Detroit, May 18, 1912; 24-2)
Shutout Victory 16 (five times, last: at Toronto, July 25, 2012)
Defeat 23 (vs. Chicago, April 23, 1955; 6-29)
23 (vs. New York, May 24, 1936; 2-25)
Shutout Defeat 21 (New York, August 13, 1939)
Largest Deficit Overcome to Win 12 (vs. Cle., June 15, 1925)
Largest Lead Surrendered in Loss 11 (at St.L., June 17, 1936)

Errors

Season, Most 338 (1915)
Season, Fewest 84 (2006)
Consecutive Games, No Errors 15 (June 25-July 9, 2016)

Double Plays Turned

Most, Season 217 (1949)
Game 6 (several times. Last: at Chicago, May 17, 1995)

TEAM BATTING

Batting Average

Highest 307 (1925)
Lowest 223 (1908)

Slugging Percentage

Highest 458 (2000)
Lowest 292 (1908)

On-Base Percentage

Highest 372 (1927)
Lowest 281 (1908)

Most At Bats

Season 5728 (2004)
Game (since 1913) 84 (vs. Detroit, July 21, 1945; 24 inn.)
Game, Nine Inn. (since 1913) 52 (at Boston, May 1, 1929)

Most Runs

Season 981 (1932)
Game 24 (vs. Boston, May 1, 1929)
24 (vs. Detroit, May 18, 1912)
Game, loss 16 (at Texas, May 5, 2000; 16-17)
Game, both clubs 36 (Boston, June 29, 1950; 14-22)
Inning 13 (vs. California, July 5, 1996; 1st)
13 (vs. Chicago, April 21, 1956; 2nd)
13 (vs. Cleveland, June 15, 1925; 8th)
Consecutive innings, no runs 48 (Sept. 22-26, 1906)
Two consecutive games 34 (June 18-19, 2000)
34 (June 14-15, 1969)
Three consecutive games 44 (June 17-19, 2000)
Consecutive games, one or more runs 113 (Aug. 23, 1931
to July 8, 1932)

Most Hits

Season 1659 (1925)
Game, Nine Innings 29 (Boston, May 1, 1929)
Game, Extra Innings 29 (at Texas, July 1, 1979; 15 inn.)

Most Singles

Season 1206 (1925)
Game (since 1913) 25 (at Texas, July 1, 1979; 15 inn.)

Most Doubles

Season 336 (2004)
Game (since 1913) 8 (13 times, last: at Minnesota,
September 11, 2013)

Most Triples

Season 108 (1912)
Game 6 (vs. Detroit, May 18, 1912)

Most Home Runs

Season 243 (1996)
Season, Home 126 (2000)
Season, Road 130 (1996)
Season, Grand Slam 14 (2000)
Season, Pinch Hit 8 (1970)
Season, Inside The Park 13 (1911)
Season, vs. One Team 34 (Detroit, 1957)
Season, Back-To-Back 13 (2000)
Players with 30 or More Home Runs 3 (1996, 1999, 2001)
Players with 20 or More Home Runs 5 (1996, 1999,
2000, 2004)
Players with 10 or More Home Runs 9 (2000)
Month 55 (June, 1996 and August, 1999)
Game 8 (at California, June 27, 1996)
Game, Grand Slam 2 (at Seattle, September 10, 2007)
2 (at Toronto, August 24, 2003)
Inning 4 (vs. Chicago, April 27, 2002
3rd inning: Hatteberg, Long, Pena, Menechino)
4 (vs. Tampa Bay, August 1, 1999
4th inning: Tejada, Chavez, Giambi, Jaha)
4 (vs. Boston, August 21, 1997
3rd inning: Giambi, Young, McDonald, Canseco)
Consecutive 3 (12 times), last:
vs. Texas, April 15, 2006 (Chavez, Thomas, Bradley)
Consecutive Games with a Home Run 23 (July 2-27, 1996)
Two consecutive games 12 (June 25-27, 1996)

Most Total Bases

Season 2546 (1996)
Game 44 (at California, June 27, 1996)
44 (Boston, May 1, 1929)

Most Extra Base Hits

Season 555 (2001)
Game (since 1913) 11 (7 times, last: at Min., Sept. 11, 2013)

Most Runs Batted In

Season 923 (1932)
Game 23 (vs. Texas, September 30, 2000)
23 (at Boston, May 1, 1929)

Most Walks

Season 783 (1949)
Game (since 1913) 16 (vs. Chicago, May 2, 1952)
16 (at St. Louis, June 21, 1948)

Most Strikeouts

Season 1387 (2012)
Game, Nine Innings 19 (at Seattle, June 24, 1997)
Game, Extra Innings 21 (vs. Tampa Bay, July 30, 2012)

Athletics Franchise Records, continued

Most Hit By Pitch

| | |
|-------------------|------------------------------|
| Season | .88 (2001) |
| Game (since 1913) | 5 (at Anaheim, June 7, 2001) |

Most Sacrifice Hits

| | |
|-------------------|--------------------------------------|
| Season | 147 (1906) |
| Game (since 1913) | 7 (at St. Louis, June 23, 1935, G#2) |

Most Sacrifice Flies

| | |
|--------|--|
| Season | 77 (1984) |
| Game | 3 (38 times, last: at Tampa Bay, August 6, 2011) |

Most Grounded Into Double Plays

| | |
|--------------------|---|
| Season | 170 (1950 and 2006) |
| Game | 6 (at Cleveland, August 31, 1949; G#1) |
| Game, Nine Innings | 5 (16 times, last: at New York, May 12, 2006) |

Most Stolen Bases

| | |
|-----------------------------------|-----------------------------------|
| Season | 341 (1976) |
| Season, vs. one team (since 1913) | 64 (New York, 1913) |
| Game (since 1913) | 12 (at Minnesota, August 1, 1976) |

TEAM PITCHING

Earned Run Average

| | |
|---------|-------------|
| Lowest | 1.79 (1910) |
| Highest | 6.08 (1936) |

Complete Games

| | |
|--------------------------|--|
| Most | 136 (1904) |
| Fewest | 1 (2012) |
| Consecutive (since 1913) | 11 (August 6-17, 1932) 11 (September 1-9, 1916) 11 (August 5-18, 1914) |

Shutouts

| | |
|---------------------------------|--|
| Most | 27 (1907, 1909) |
| Fewest | 1 (1919, 1997) |
| Consecutive | 3 (10 times. Last: August 28-31, 1996) |
| Consec. Shutout IP (since 1912) | 44 (Sept. 13-18, 1966) |

Saves

| | |
|--------|--------------------|
| Most | 64 (1988 and 1990) |
| Fewest | 13 (1980) |

Innings Pitched

| | |
|--------|---------------|
| Most | 1489.1 (1988) |
| Fewest | 1324 (1938) |

Hits

| | |
|-------------------------------------|--------------------------------------|
| Most, Season | 1734 (1997) |
| Most, Game (since 1913) | 33 (at Cle., July 10, 1932; 18 inn.) |
| Most, Nine Inning Game (since 1913) | 29 (vs. Chicago, April 23, 1955) |
| Fewest, Season | 1069 (1909) |

Runs Allowed

| | |
|---------------------------|--|
| Most, Season | 1045 (1936) |
| Most, Game | 29 (vs. Chicago, April 23, 1955) |
| Most, Inning (since 1913) | 14 (at Cleveland, June 18, 1950, 2nd game, 1st inn.) 14 (at Boston (July 4, 1948, 7th inn.) |
| Fewest, Season | 408 (1909) |

Earned Runs Allowed

| | |
|--------|-------------|
| Most | .913 (1936) |
| Fewest | .282 (1910) |

Walks Allowed

| | |
|-----------------------------|---|
| Most, Season | 827 (1915) |
| Most, Season, Intentional | 78 (1968) |
| Most, Game | 18 (Detroit, May 9, 1916) |
| Most, Game, Intentional | 5 (three times, last: at California, August 27, 1966) |
| Fewest, Season | 366 (1904) |
| Fewest, Season, Intentional | 19 (1990 and 2015) |

Strikeouts

| | |
|------------------------|--|
| Most, Season | 1244 (2014) |
| Most, Game | 26 (vs. California, July 9, 1971; 20 inn.) |
| Most, Nine Inning Game | 18 (at Seattle, April 19, 1986) |
| Fewest, Season | 371 (1924) |

Home Runs Allowed

| | |
|----------------------------|---|
| Most, Season | 220 (1964) |
| Most, Game | 8 (vs. New York, June 28, 1939) |
| Most, Inning | 5 (vs. Minnesota, June 9, 1966; 7th inn.) |
| Most Grand Slams, Season | 8 (1993, 1999) |
| Fewest, Season | 8 (1910) |
| Fewest Grand Slams, Season | 0 (17 times. Last: 2003) |

Hit Batters

| | |
|-------------------------|---------------------------------|
| Most, Season | 81 (1911) |
| Most, Game (since 1913) | 5 (at Detroit, August 11, 1965) |
| Fewest, Season | 9 (1931) |

Wild Pitches

| | |
|-------------------------|------------------------------|
| Most, Season | 72 (1979) |
| Most, Game (since 1913) | 5 (at Chicago, June 7, 1937) |
| Fewest, Season | 13 (1946) |

Balks

| | |
|----------------|--------------------------------|
| Most, Season | 76 (1988) |
| Most, Game | 5 (at Seattle, April 13, 1988) |
| Fewest, Season | 0 (1928) |

INDIVIDUAL BATTING

Highest Batting Average

| | |
|-----------------------------------|---------------------------------------|
| Career | .356 (Al Simmons, 1924-32, 40-41, 44) |
| Season, Right Hander | .426 (Nap Lajoie, 1901) |
| Season, Left Hander | .365 (Eddie Collins, 1911) |
| Season, Switch Hitter | .303 (Dave Philley, 1953) |
| Season, Pinch Hitter (min. 30 ab) | .452 (Elmer Valo, 1955) |
| Season, Designated Hitter | .328 (Erubiel Durazo, 2004) |
| Season, Rookie | .334 (Socks Seybold, 1901) |

Highest Slugging Percentage

| | |
|-----------------------|-----------------------------|
| Career | .640 (Jimmie Foxx, 1925-35) |
| Season, Right Hander | .749 (Jimmie Foxx, 1932) |
| Season, Left Hander | .660 (Jason Giambi, 2001) |
| Season, Switch Hitter | .493 (Nick Swisher, 2006) |
| Season, Rookie | .618 (Mark McGwire, 1997) |

Highest On-Base Percentage

| | |
|-----------------------|-----------------------------|
| Career | .440 (Jimmie Foxx, 1925-35) |
| Season, Left Hander | .477 (Jason Giambi, 2001) |
| Season, Right Hander | .469 (Jimmie Foxx, 1932) |
| Season, Switch Hitter | .381 (Nick Swisher, 2007) |
| Season, Rookie | .414 (Ferris Fain, 1947) |

Most Games Played

Career 1795 (Bert Campaneris, 1964-76)
Season 162 (11 times, last: Miguel Tejada, 2003)
Season, Rookie 160 (Phil Garner, 1975)
Consecutive 594 (Miguel Tejada,
June 2, 2000-Sept. 28, 2003)

Most At Bats

Career 7180 (Bert Campaneris, 1964-76)
Season 670 (Al Simmons, 1932)
Season, Rookie 611 (Dick Howser, 1961)
Game 11 (Irv Hall vs. Detroit, July 21, 1945)

Most Runs

Career 1270 (Rickey Henderson, 1979-84, 89-95, 98)
Season 152 (Al Simmons, 1930)
Season, Rookie 108 (Dick Howser, 1961)
Game 5 (several times. Last: Luis Polonia
at Kansas City, September 9, 1988)

Most Hits

Career 1882 (Bert Campaneris, 1964-76)
Season, Right Hander 253 (Al Simmons, 1925)
Season, Left Hander 214 (Doc Cramer, 1935)
Season, Switch Hitter 188 (Dave Philley, 1953)
Season, Rookie 183 (Al Simmons, 1924)
Game 6 (Joe DeMaestri at Detroit, July 8, 1955; 11 inn.)
6 (Roger Cramer vs. Detroit, July 13, 1935)
6 (Bob Johnson vs. Chi., June 16, 1934; 2nd game, 11 inn.)
6 (Jimmie Foxx at Cleveland, July 10, 1932; 18 inn.)
6 (Roger Cramer at Chicago, June 20, 1932)
6 (Jimmie Foxx vs. Wash., May 30, 1930; 1st game, 13 inn.)
6 (Danny Murphy at Boston, July 8, 1902)
Consecutive 8 (several times. Last: Josh Reddick,
May 7-8, 2016)
Hitting Streak 29 (Billy Lamar, May 30-June 29, 1925)
Consecutive Games Reaching Base (since 1913) 62
(Mark McGwire, September 16, 1995-June 18, 1996)
Consecutive At Bats, No Hits (since 1924) 42
(Tim Thompson, July 24-August 19, 1957)

Most Singles

Career 1472 (Bert Campaneris, 1964-76)
Season 174 (Al Simmons, 1925)
Season, Rookie 135 (Al Simmons, 1924)
Game 6 (Joe DeMaestri at Detroit, July 8, 1955; 11 inn.)
6 (Roger Cramer at Chicago, June 20, 1932)

Most Doubles

Career 365 (Jimmy Dykes, 1918-32)
Season 53 (Al Simmons, 1926)
Season, Rookie 44 (Bob Johnson, 1933)
Game 4 (Frankie Hayes at Cleveland, July 25, 1936)

Most Triples

Career 102 (Danny Murphy, 1902-13)
Season 21 (Frank Baker, 1912)
Season, Rookie 19 (Frank Baker, 1909)
Game 3 (Bert Campaneris vs. Cle., Aug. 29, 1967; 10 inn.)

Most Home Runs

Career 363 (Mark McGwire, 1986-97)
Career, Pinch Hit 5 (Mark McGwire, 1986-97)
5 (Terry Steinbach, 1986-96)
5 (Mike Aldrete, 1993-95)
5 (Jeff Burroughs, 1982-84)
5 (Gus Zernial, 1951-57)
Career, Designated Hitter 98 (Dave Kingman, 1984-86)
Career, Grand Slams 9 (Mark McGwire, 1986-97)
9 (Gus Zernial, 1951-57)
9 (Sam Chapman, 1938-41, 45-51)
9 (Jimmie Foxx, 1925-35)
Career, Inside The Park 18 (Danny Murphy, 1902-13)
Career, Leadoff 43 (Rickey Henderson, 1979-84, 89-95, 98)
Season, Right Hander 58 (Jimmie Foxx, 1932)
Season, Left Hander 47 (Reggie Jackson, 1969)
Season, Switch Hitter 35 (Nick Swisher, 2006)
Season, Pinch Hitter 4 (Jeff Burroughs, 1982)
Season, Designated Hitter 39 (Frank Thomas, 2006)
Season, Grand Slams 4 (Jason Giambi, 2000)
Season, Inside The Park 4 (Danny Murphy, 1904)
Season, Leadoff 7 (Rickey Henderson, 1993)
Season, Rookie 49 (Mark McGwire, 1987)
Season, Home 31 (Jimmie Foxx, 1933)
31 (Jimmie Foxx, 1932)
Season, Road 28 (Mark McGwire, 1996)
28 (Jose Canseco, 1991)
28 (Mark McGwire, 1987)
Month 15 (Bob Johnson, June, 1934)
15 (Mark McGwire, May, 1987)
Game 3 (28 times. Last: **Khris Davis
vs. Texas, May 17, 2016**)
Game, Both Sides of Plate nine times. Last: Coco Crisp
(at New York-AL, August 24, 2011)
Two Consec. Games 5 (Josh Reddick, Aug. 9-10, 2013)
5 (Mark McGwire, June 10-11, 1995)
5 (Mark McGwire, June 27-28, 1987)
Inning . 2 (Mark McGwire at Seattle, Sept. 22, 1996; 5th inn.)
Consecutive Games With Home Run 6 (Frank Thomas,
September 5-11, 2006)
Consecutive At Bats With Home Run 4
(Jimmie Foxx vs. Washington and N.Y., June 7-8, 1933)
(Mike Epstein vs. Washington, June 15-16, 1971)
Home Run, First Major League At Bat five times:
(Terry Steinbach, September 12, 1986 at Cleveland)
(Joe Keough, August 7, 1968 at New York, G#2)
(Bert Campaneris, July 23, 1964 vs. Minnesota)
(Gene Hasson, September 9, 1937 vs. Washington, G#1)
(Ace Parker, April 30, 1937 vs. Boston)

Most Runs Batted In

Career 1178 (Al Simmons, 1924-32, 40-41, 44)
Season, Right Hander 169 (Jimmie Foxx, 1932)
Season, Left Hander 137 (Jason Giambi, 2000)
Season, Switch Hitter 101 (Ruben Sierra, 1993)
Season, Designated Hitter 114 (Frank Thomas, 2006)
Season, Rookie 118 (Mark McGwire, 1987)
Game 10 (Reggie Jackson at Boston, June 14, 1969)
Inning 6 (Matt Stairs vs. California, July 5, 1996; 1st inn.)
6 (Joe Astroth at Washington, Sept. 23, 1950; 6th inn.)
6 (Bob Johnson at Chicago, Aug. 29, 1937; 1st inn.)
Consecutive Games With RBI 11 (Al Simmons, 1931)

Athletics Franchise Records, continued

Most Total Bases

| | |
|----------------|---|
| Career | 2998 (Al Simmons, 1924-32, 40-41, 44) |
| Season | 438 (Jimmie Foxx, 1932) |
| Season, Rookie | 344 (Mark McGwire, 1987) |
| Game | 16 (Jimmie Foxx at Cleveland, July 10, 1932; 18 inn.) |

Most Extra Base Hits

| | |
|----------------|---|
| Career | 655 (Al Simmons, 1924-32, 40-41, 44) |
| Season | 100 (Jimmie Foxx, 1932) |
| Season, Rookie | 81 (Mark McGwire, 1987) |
| Game | 4 (several times. Last: Matt Holliday vs. Minnesota, July 20, 2009) |

Most Walks

| | |
|---------------------|---|
| Career | 1227 (Rickey Henderson, 1979-84, 89-95, 98) |
| Career, Intentional | 84 (Reggie Jackson, 1967-75, 87) |
| Season | 149 (Eddie Joost, 1949) |
| Season, Rookie | 95 (Ferris Fain, 1947) |
| Season, Intentional | 24 (Jason Giambi, 2001) |
| Game | 5 (several times. Last: Mark McGwire vs. Kansas City, April 26, 1997) |
| Consecutive | 7 (Jose Canseco, August 4-5, 1992) |

Most Strikeouts

| | |
|-----------------------|---|
| Career | 1226 (Reggie Jackson, 1967-75, 87) |
| Season | 197 (Jack Cust, 2008) |
| Season, Rookie | 175 (Jose Canseco, 1986) |
| Game | 5 (several times. Last: Nick Swisher at San Diego, June 29, 2006) |
| Two Consecutive Games | 8 (Seth Smith, May 1-3, 2013) 8 (Jose Canseco, July 14-16, 1997) 8 (Rick Monday, April 28-29, 1970) |

Most Hit By Pitch

| | |
|-------------------|--|
| Career | 87 (Jimmy Dykes, 1918-32) |
| Season | 20 (Jason Kendall, 2005) 20 (Don Baylor, 1976) |
| Season, Rookie | 15 (Olmedo Saenz, 1999) |
| Game (since 1913) | 2 (50 times, last: Jake Smolinski at Houston, August 29, 2016) |

Most Sacrifice Hits

| | |
|-------------------|---|
| Career | 188 (Jimmy Dykes, 1918-32) |
| Season | 34 (Simon Nicholls, 1907) |
| Season, Rookie | 34 (Simon Nicholls, 1907) |
| Game (since 1913) | 3 (four times, last: Ned Garver at Detroit, September 23, 1960) |

Most Sacrifice Flies

| | |
|----------------|---|
| Career | 59 (Mark McGwire, 1986-97) |
| Season | 14 (Dave Kingman, 1984) |
| Season, Rookie | 12 (Leo Posada, 1961) |
| Game | 2 (32 times, last: Stephen Vogt at Tampa Bay, May 24, 2015) |

Most Grounded Into Double Plays

| | |
|----------------|---|
| Career | 158 (Pete Suder, 1941-55) |
| Season | 32 (Ben Grieve, 2000) |
| Season, Rookie | 28 (George Kell, 1944) |
| Game | 3 (Harry Simpson vs. Wash., June 12, 1957, G#2) 3 (Benny McCoy vs. Washington, May 25, 1941) |

Most Stolen Bases

| | |
|----------------|---|
| Career | 867 (Rickey Henderson, 1979-84, 89-95, 98) |
| Season | 130 (Rickey Henderson, 1982) |
| Season, Rookie | 42 (Mitchell Page, 1977) |
| Game | 6 (Eddie Collins at St. Louis, Sept. 22, 1912; G#1) 6 (Eddie Collins at Detroit, September 11, 1912) |
| Consecutive | 36 (Coco Crisp, July 16, 2011-June 19, 2012) |

Most Caught Stealing

| | |
|----------------|--|
| Career | 219 (Rickey Henderson, 1979-84, 89-95, 98) |
| Season | 42 (Rickey Henderson, 1982) |
| Season, Rookie | 21 (Mike Edwards, 1978) |
| Game | 3 (Rickey Henderson at California, July 27, 1982) 3 (Joe Hauser vs. St. Louis, August 18, 1922) |

INDIVIDUAL PITCHING

Most Games Won

| | |
|----------------------|---|
| Career | 284 (Eddie Plank, 1901-14) |
| Season, Right Hander | 31 (Jack Coombs, 1910) |
| Season, Left Hander | 31 (Lefty Grove, 1931) |
| Season, Rookie | 20 (Alex Kellner, 1949) 20 (Scott Perry, 1918) |
| Consecutive | 16 (Lefty Grove, 1931) |

Most Games Lost

| | |
|----------------------|----------------------------|
| Career | 162 (Eddie Plank, 1901-14) |
| Season, Right Hander | 25 (Scott Perry, 1920) |
| Season, Left Hander | 20 (Alex Kellner, 1950) |
| Season, Rookie | 23 (Elmer Myers, 1916) |
| Consecutive | 19 (Jack Nabors, 1916) |

Most Saves

| | |
|----------------------|---|
| Career | 320 (Dennis Eckersley, 1987-95) |
| Season, Right Hander | 51 (Dennis Eckersley, 1992) |
| Season, Left Hander | 22 (Sean Doolittle, 2014) |
| Season, Rookie | 26 (Andrew Bailey, 2009) |
| Consecutive Saves | 44 (Grant Balfour, May 5, 2012-July 22, 2013) |

Lowest Earned Run Average

| | |
|----------------|------------------------------|
| Career | 1.97 (Rube Waddell, 1902-07) |
| Season | 1.30 (Jack Coombs, 1910) |
| Season, Rookie | 1.39 (Harry Krause, 1909) |

Most Games

| | |
|----------------|--|
| Career | 525 (Dennis Eckersley, 1987-95) |
| Season | 84 (Billy Koch, 2002) |
| Season, Rookie | 71 (Ryan Cook, 2012) 71 (Aaron Small, 1997) |

Most Games Started

| | |
|----------------|----------------------------|
| Career | 459 (Eddie Plank, 1901-14) |
| Season | 46 (Rube Waddell, 1904) |
| Season, Rookie | 36 (Scott Perry, 1918) |

Most Complete Games

| | |
|------------------------------|---|
| Career | 362 (Eddie Plank, 1901-14) |
| Season | 39 (Rube Waddell, 1904) |
| Season, Rookie | 31 (Elmer Myers, 1916) |
| Consecutive (since 1913) | 22 (Rick Langford, May 23-September 12, 1980) |
| Consecutive Won (since 1913) | 11 (Bobby Shantz, April 30-June 19, 1952) |

Most Shutouts

| | |
|--------------------------|---------------------------|
| Career | 59 (Eddie Plank, 1901-14) |
| Season | 13 (Jack Coombs, 1910) |
| Season, Rookie | 7 (Harry Krause, 1909) |
| Consecutive Scoreless IP | 53.0 (Jack Coombs, 1910) |

Most Innings Pitched

| | |
|----------------|---|
| Career | 3860.2 (Eddie Plank, 1901-14) |
| Season | 383 (Rube Waddell, 1904) |
| Season, Rookie | 332.1 (Scott Perry, 1918) |
| Game | 24 (Jack Coombs at Boston, September 1, 1906) |

Hits

| | |
|------------------------|---|
| Career, Most | 3438 (Eddie Plank, 1901-14) |
| Season, Most | 360 (Jack Coombs, 1911) |
| Season, Rookie | 295 (Scott Perry, 1918) |
| Game, Most | .26 (Hod Lisenbee at Chicago, Sept. 11, 1936) |
| Game, Most, Extra Inn. | 29 (Eddie Rommel at Cleveland, July 10, 1932) |
| Game, Fewest | 0 (14 times, 12 complete) |

Most Runs

| | |
|-------------------|---|
| Career | 1374 (Eddie Plank, 1901-14) |
| Season | 169 (Elmer Myers, 1916) |
| Season, Rookie | 169 (Elmer Myers, 1916) |
| Game (since 1909) | .20 (Tom Sheehan at Washington, September 29, 1915; 2nd Game) |

Most Earned Runs

| | |
|----------------|--|
| Career | 1025 (Eddie Plank, 1901-14) |
| Season | 146 (George Earnshaw, 1930) |
| Season, Rookie | 130 (Buck Ross, 1936) |
| Game | .15 (Win Noyes vs. Bos., Sept. 15, 1919) |

Most Walks

| | |
|----------------|--|
| Career | 913 (Eddie Plank, 1901-14) |
| Season | 168 (Elmer Myers, 1916) |
| Season, Rookie | 168 (Elmer Myers, 1916) |
| Game | .16 (Bruno Haas vs. New York, June 23, 1915) |

Most Strikeouts

| | |
|---------------------|--|
| Career | 1985 (Eddie Plank, 1901-14) |
| Season | 349 (Rube Waddell, 1904) |
| Season, Rookie | 182 (Elmer Myers, 1916) |
| Game, Nine Innings | .16 (Jose Rijo at Seattle, April 19, 1986) |
| Game, Extra Innings | .18 (Jack Coombs at Chicago, August 4, 1910; 16 inn.) .18 (Jack Coombs at Boston, September 1, 1906; 24 inn.) |
| Inning | .4 (Ryan Cook, April 27, 2012 at Baltimore; 8th inn.) .4 (Erik Hiljusz, June 30, 2001 at Texas; 7th inn.) .4 (Blake Stein, July 27, 1998 at Tampa Bay; 4th inn.) |

Most Home Runs

| | |
|----------------|---|
| Career | 261 (Jim Hunter, 1965-74) |
| Season | 40 (Orlando Peña, 1964) |
| Season, Rookie | .27 (Dan Pfister, 1962) 27 (Trevor Cahill, 2009) |
| Game | .6 (George Caster vs. Boston, September 24, 1940) |

Most Hit Batters

| | |
|-------------------|---|
| Career | 185 (Eddie Plank, 1901-14) |
| Season | 32 (Chick Fraser, 1901) |
| Season, Rookie | 25 (Chief Bender, 1903) |
| Game (since 1914) | .3 (23 times, last: Raul Alcantara vs. Los Angeles, September 15, 2016) |

Most Wild Pitches

| | |
|-------------------|---|
| Career | .87 (John Odom, 1964-75) |
| Season | .22 (Mike Moore, 1992) |
| Season, Rookie | .16 (Stu Flythe, 1936) |
| Game (since 1913) | .4 (Stan Bahnsen vs. Cal., July 5, 1975) .4 (George Turbeville at Chicago, June 7, 1937) |

OAKLAND ATHLETICS RECORDS

TEAM GENERAL

Most Games Won

| | |
|-------------------|---|
| Season | 104 (1988) |
| Home | .57 (2003) |
| Road | .55 (1971) |
| Consecutive | .20 (August 13 to September 4, 2002) |
| Consecutive, Home | .20 (August 25, 2001 to April 3, 2002) |
| Consecutive, Road | .12 (August 24 to September 12, 2012) .12 (July 31 to August 15, 1971) |
| vs. One Team | .17 (Seattle, 2006) |
| by Shutout | .23 (1972) |
| by One Run | .33 (2004) |
| in Extra Innings | .14 (1988) |
| Month | .24 (August, 2002) |
| Homestand | .11 (June 1-13, 2004) |
| Roadtrip | .11 (May 29-June 11, 1972) |

Most Games Lost

| | |
|------------------------|---|
| Season | 108 (1979) |
| Home | .50 (1979) |
| Road | .58 (1979) |
| Consecutive | .14 (July 29-August 12, 1977) |
| Consecutive, Home | .12 (July 29-August 21, 1977) |
| Consecutive, Road | .15 (May 24-June 23, 1986) |
| vs. One Team | .14 (Seattle, 2009) .14 (Minnesota, 2007) .14 (Minnesota, 1973) |
| by Shutout | .19 (1978) |
| Fewest lost by shutout | .3 (2001, 2004) |
| by One Run | .35 (2015) |
| in Extra Innings | .14 (1976) |
| Month | .24 (June, 1979) |
| Homestand | .10 (July 26-August 7, 1977) |
| Roadtrip | .11 (July 15-29, 1993) .11 (June 12-25, 1978) |

Most Games

| | |
|---------------|---------------------|
| Season | 163 (1968) |
| Shutout | .31 (1972) |
| One Run | .59 (1976) |
| Extra Innings | .22 (1969 and 1976) |
| Month | .33 (August, 1968) |

Oakland Athletics Records, continued

Highest Winning Percentage

| | |
|--------------------------|--|
| Season | .642 (1988) |
| Home | .704 (2003) |
| Road | .688 (1971) |
| Shutout Games | .800 (1989, 20-5) |
| One-Run Games | .696 (2002, 32-14) |
| Extra Inning Games | .889 (1975, 8-1) |
| Month | .857 (August, 2002; 24-4) .857 (April, 1981; 18-3) |
| Homestand (min. 6 games) | 1.000 (August 23-29, 2004; 7-0) 1.000 (Sept. 3-10, 2001; 7-0) 1.000 (September 10-16, 1992; 7-0) 1.000 (seven times, last: July 3-8, 2014; 6-0) |
| Roadtrip (min. 6 games) | 1.000 (August 19-28, 2002; 10-0) 1.000 (April 9-16, 1981; 8-0) 1.000 (April 5-11, 2013; 6-0) |

Lowest Winning Percentage

| | |
|--------------------------|--|
| Season | .333 (1979) |
| Home | .383 (1979) |
| Road | .284 (1979) |
| Shutout Games | .100 (1997, 1-9) |
| One-Run Games | .352 (2015, 19-35) |
| Extra Inning Games | .231 (2009, 3-10) |
| Month | .172 (June, 1979; 5-24) |
| Homestand (min. 6 games) | .100 (July 6-15, 1979; 1-9) |
| Roadtrip (min. 6 games) | .000 (10 times. Most losses: 0-9, September 22-October 1, 1995) |

Most Players Used

| | |
|------------------------------|--|
| Season | .54 (2007) |
| Pitchers, Season | .30 (2015) |
| Game, Nine Innings | .22 (five times. Last: at Seattle, September 28, 2003) |
| Game, Extra Innings | .30 (vs. Chi., Sept. 19, 1972; 15 inn.) |
| Pitchers, Game, Nine Innings | .08 (vs. San Francisco, September 26, 2015) .08 (at Baltimore, July 7, 1994) |
| Pitchers, Extra Innings | .09 (at New York-AL, September 22, 2012; 14 inn.) .09 (at Boston, June 4, 2011; 14 inn.) .09 (vs. Seattle, Sept. 20, 1997; 15 inn.) |

Fewest Players Used

| | |
|------------------|------------|
| Season | .33 (1979) |
| Pitchers, Season | .11 (1974) |

Length of Game

| | |
|-----------------------------|---|
| Most Innings | .21 (at Washington, June 4, 1971) |
| Longest Time, Nine Innings | .4:31 (at New York-AL, August 25, 2011) |
| Longest Time, Extra Innings | .6:32 (vs. Los Angeles-AL April 29, 2013; 19 inn.) |
| Shortest Game | 1:35 (vs. Kansas City, Sept. 28, 1971) |

Left On Base

| | |
|---------------------------|--|
| Season, Most | .1274 (2004) |
| Season, Fewest | .1030 (1979) |
| Nine Inning Game, Most | .17 (at Chicago, Sept. 18, 1982) |
| Extra Inning Game, Most | .21 (at Texas, July 1, 1979; 15 inn.) |
| Extra Inning Game, Fewest | .01 (at Minnesota, April 29, 2000, 10 inn.) .01 (vs. Chicago-AL, June 24, 1990, 10 inn.) |

Scoring Margin

| | |
|----------------------------------|---|
| Victory | .21 (vs. Texas, September 30, 2000; 23-2) |
| Shutout Victory | .16 (at Toronto, July 25, 2012) .16 (vs. San Francisco, June 26, 2005) |
| Defeat | .16 (six times. Last: at Baltimore, August 16, 2015; 2-18) |
| Shutout Defeat | .16 (at Kansas City, June 25, 1984) |
| Largest Deficit Overcome to Win | .10 (vs. Minnesota, July 20, 2009) |
| Largest Lead Surrendered to Lose | 8 (at Texas, May 5, 2000) |

Errors

| | |
|------------------------------|---|
| Season, Most | .190 (1977) |
| Season, Fewest | .084 (2006) |
| Game, Most | .07 (vs. Cleveland, June 7, 1987) .07 (at Chicago, September 20, 1977) .07 (vs. Kansas City, July 24, 1976) |
| Consecutive Games, No Errors | .15 (June 25-July 9, 2016) |

Double Plays Turned

| | |
|--------------|--|
| Most, Season | .195 (1996) |
| Game | .06 (at Chicago, May 17, 1995) .06 (at Kansas City, September 13, 1970) |

TEAM BATTING

Batting Average

| | |
|---------|-------------------|
| Highest | .270 (2000, 2004) |
| Lowest | .236 (1982) |

Slugging Percentage

| | |
|---------|-------------|
| Highest | .458 (2000) |
| Lowest | .343 (1968) |

On-Base Percentage

| | |
|---------|-------------|
| Highest | .360 (2000) |
| Lowest | .302 (1979) |

Most At Bats

| | |
|--------------------|---|
| Season | .5728 (2004) |
| Game | .76 (at Washington, June 4, 1971; 21 innings) |
| Game, Nine Innings | .51 (at Boston, June 14, 1969) |

Most Runs

| | |
|-------------------------------------|--|
| Season | .947 (2000) |
| Game | .23 (vs. Texas, September 30, 2000) |
| Game, loss | .16 (at Texas, May 5, 2000; 16-17) |
| Game, both clubs | .33 (at Texas, May 5, 2000; 16-17) |
| Inning | .13 (vs. California, July 5, 1996; 1st) |
| Consecutive innings, no runs | .31.0 (May 5-10, 1978) |
| Two consecutive games | .34 (June 18-19, 2000) .34 (June 14-15, 1969) |
| Three consecutive games | .44 (June 17-19, 2000) |
| Consecutive games, one or more runs | .104 (June 18, 2001 to April 10, 2002) |

Most Hits

| | |
|---------------------|---|
| Season | .1545 (2004) |
| Game, Nine Innings | .25 (at Boston, June 14, 1969) |
| Game, Extra Innings | .29 (at Texas, July 1, 1979; 15 inn.) |
| Inning | .10 (at Minnesota, September 11, 2013; 4th inn.) .10 (at Kansas City, May 3, 2000; 7th inn.) |

Most Singles

| | |
|--------|---------------------------------------|
| Season | .1061 (1983) |
| Game | .25 (at Texas, July 1, 1979; 15 inn.) |

Most Doubles

Season336 (2004)
Game8 (six times, last: at Minnesota, September 11, 2013)

Most Triples

Season46 (2015)
Game3 (seven times, last: vs. Houston, April 16, 2013)

Most Home Runs

Season243 (1996)
Season, Home126 (2000)
Season, Road130 (1996)
Season, Grand Slam14 (2000)
Season, Inside The Park2 (1968, 1970, 1979, 1986, 2000)
Season, vs. one team33 (Texas, 2003)
Season, Back-To-Back13 (2000)
Players with 30 or more home runs3 (1996, 1999, 2001)
Players with 20 or more home runs5 (1996, 1999, 2000, 2004)
Players with 10 or more home runs9 (2000)
Month55 (June, 1996 and August, 1999)
Game8 (at California, June 27, 1996)
Game, Grand Slam2 (at Toronto, August 24, 2003)
2 (at Seattle, September 10, 2007)
Inning4 (vs. Chicago, April 27, 2002)
3rd inning: Hatteberg, Long, Pena, Menechino)
4 (vs. Tampa Bay, August 1, 1999)
4th inning: Tejada, Chavez, Giambi, Jaha)
4 (vs. Boston, August 21, 1997)
3rd inning: Giambi, Young, McDonald, Canseco)
Consecutive3 (eight times, last: vs. Texas, April 15, 2006 (Chavez, Thomas, Bradley))
Consecutive games with a home run23 (July 2-27, 1996)
Two consecutive games12 (June 25-27, 1996)
Three consecutive games15 (June 25-28, 1996)
Four consecutive games18 (June 25-29, 1996)

Most Total Bases

Season2546 (1996)
Game44 (at California, June 27, 1996)
Inning21 (at Kansas City, May 3, 2000; 7th inn.)

Most Extra Base Hits

Season555 (2001)
Game11 (at Minnesota, September 11, 2013)
11 (at Arizona, June 17, 2008)
11 (at Chicago, April 26, 2001)
11 (at California, June 27, 1996)

Most Runs Batted In

Season908 (2000)
Game23 (vs. Texas, September 30, 2000)

Most Walks

Season770 (1999)
Game15 (at Baltimore, September 19, 2000)

Most Strikeouts

Season1387 (2012)
Game, Nine Innings19 (at Seattle, June 24, 1997)
Game, Extra Innings21 (vs. Tampa Bay, July 30, 2012)

Most Hit By Pitch

Season88 (2001)
Game5 (at Anaheim, June 7, 2001)

Most Sacrifice Hits

Season108 (1978)
Game4 (nine times. Last: vs. Cleveland, June 22, 1985)

Most Sacrifice Flies

Season77 (1984)
Game3 (32 times. Last: at Tampa Bay, August 6, 2011)

Most Grounded Into Double Plays

Season170 (2006)
Game5 (eight times. Last: at New York, May 12, 2006)

Most Stolen Bases

Season341 (1976)
Season, vs. one team57 (Minnesota, 1976)
Game12 (at Minnesota, August 1, 1976)
Game, Steals of Home2 (vs. Kansas City, May 28, 1980)
2 (vs. Detroit, May 3, 1980)
Inning5 (at Boston, July 17, 1983)

TEAM PINCH HITTING

Highest Average, Season345 (1997)
At Bats, Season213 (1969)
Hits, Season57 (1997)
Home Runs, Season8 (1970)
Runs Batted In, Season31 (1997)
Pinch Hitters Used, Game10 (vs. Chicago, Sept. 19, 1972; 15 inn.)

TEAM PITCHING

Earned Run Average

Lowest2.58 (1972)
Highest5.48 (1997)

Complete Games

Most94 (1980)
Fewest1 (2012)
Consecutive9 (August 9-17, 1980)

Shutouts

Most23 (1972)
Fewest1 (1997)
Consecutive3 (August 28-31, 1996)
3 (August 14-16, 1983)
3 (July 31-August 2, 1972)
3 (June 11-13, 1968)
Consecutive Shutout Innings37 (August 13-17, 1983)

Saves

Most64 (1988 and 1990)
Fewest13 (1980)

Innings Pitched

Most1489.1 (1988)
Fewest1429.1 (1979)

Hits

Most, Season1734 (1997)
Most, Game26 (at Baltimore, August 16, 2015)
Most, Inning10 (at Baltimore, August 16, 2015; 5th inn.)
10 (at New York, July 18, 1993; 7th inn.)
Fewest, Season1170 (1972)

Runs Allowed

Most, Season946 (1997)
Most, Game22 (at New York-AL, August 25, 2011)
Most, Inning12 (vs. Texas, July 3, 1983; 15th inn.)
Fewest, Season457 (1972)

Oakland Athletics Records, continued

Earned Runs Allowed

| | |
|--------------|------------|
| Most, Season | 880 (1997) |
| Fewest | 406 (1972) |

Walks

| | |
|-----------------------------|---|
| Most, Season | 680 (1993) |
| Most, Season, Intentional | 78 (1968) |
| Most, Game | 14 (vs. Detroit, August 27, 1993) |
| Most, Game, Intentional | 4 (11 times, last: vs. New York (AL), June 13, 2013) |
| Fewest, Season | 406 (2014) |
| Fewest, Season, Intentional | 19 (1990 and 2015) |

Strikeouts

| | |
|-------------------------|--------------------------------------|
| Most, Season | 1244 (2014) |
| Most, Nine Inning Game | 18 (at Seattle, April 19, 1986) |
| Most, Extra Inning Game | 26 (vs. Cal., July 9, 1971; 20 inn.) |
| Fewest, Season | 695 (1984) |

Doubles

| | |
|--------------|---|
| Most, Season | 346 (1997) |
| Most, Game | 7 (12 times, Last: at Baltimore, August 16, 2015) |

Triples

| | |
|--------------|------------------------------------|
| Most, Season | 48 (1983) |
| Most, Game | 4 (at Toronto, September 11, 1983) |

Home Runs

| | |
|----------------------------|--|
| Most, Season | 205 (1996) |
| Most, Game | 7 (at Seattle, April 11, 1985) |
| Most, Inning | 4 (at Seattle, September 21, 1996) 4 (at Minnesota, May 16, 1983) |
| Most Grand Slams, Season | 8 (1993 and 1999) |
| Fewest, Season | 90 (1974) |
| Fewest Grand Slams, Season | 0 (1974 and 2003) |
| Consecutive Innings, No HR | 136.2 (June 19-July 4, 1974) |

Hit Batters

| | |
|----------------|-------------------------------|
| Most, Season | 68 (2004) |
| Most, Game | 4 (vs. Texas, April 20, 2003) |
| Fewest, Season | 19 (1972) |

Wild Pitches

| | |
|----------------|---|
| Most, Season | 72 (1979) |
| Most, Game | 4 (four times, last: vs. Anaheim, Sept. 24, 1998) |
| Fewest, Season | 28 (1974) |

Balks

| | |
|----------------|--------------------------------|
| Most, Season | 76 (1988) |
| Most, Game | 5 (at Seattle, April 13, 1988) |
| Fewest, Season | 1 (1974, 2000, 2013, 2014) |

INDIVIDUAL BATTING

Highest Batting Average

| | |
|---------------------------|------------------------------------|
| Career | .300 (Jason Giambi, 1995-2001, 09) |
| Season, Left Hander | .342 (Jason Giambi, 2001) |
| Season, Right Hander | .336 (Carney Lansford, 1989) |
| Season, Switch Hitter | .294 (Billy Burns, 2015) |
| Season, Pinch Hitter | .636 (Mike Macfarlane, 1998) |
| Season, Designated Hitter | .328 (Erubiel Durazo, 2004) |
| Season, Rookie | .307 (Mitchell Page, 1977) |

Highest Slugging Percentage

| | |
|-----------------------|------------------------------|
| Career | .551 (Mark McGwire, 1986-97) |
| Season, Right Hander | .730 (Mark McGwire, 1996) |
| Season, Left Hander | .660 (Jason Giambi, 2001) |
| Season, Switch Hitter | .493 (Nick Swisher, 2006) |
| Season, Rookie | .618 (Mark McGwire, 1987) |

Highest On-Base Percentage

| | |
|-----------------------|---|
| Career | .409 (Rickey Henderson, 1979-84, 89-95, 98) |
| Season, Left Hander | .477 (Jason Giambi, 2001) |
| Season, Right Hander | .467 (Mark McGwire, 1996) |
| Season, Switch Hitter | .381 (Nick Swisher, 2007) |
| Season, Rookie | .405 (Mitchell Page, 1977) |

Most Games Played

| | |
|----------------|---|
| Career | 1704 (Rickey Henderson, 1979-84, 89-95, 98) |
| Season | 162 (10 times, last: Miguel Tejada, 2003) |
| Season, Rookie | 160 (Phil Garner, 1975) |
| Consecutive | .594 (Miguel Tejada, June 2, 2000 to September 28, 2003) |

Most At Bats

| | |
|----------------|---|
| Career | 6140 (Rickey Henderson, 1979-84, 89-95, 98) |
| Season | 662 (Miguel Tejada, 2002) |
| Season, Rookie | 600 (Jose Canseco, 1986) |
| Game | 9 (11 times, last: Jed Lowrie vs. Los Angeles-AL, April 29, 2013) |

OAKLAND A'S FIVE-HIT GAMES

Bert Campaneris at Washington, August 9, 1968
Reggie Jackson at Boston, June 14, 1969
Sal Bando at Seattle, July 17, 1969
Tito Francona at Chicago, September 12, 1969
Sal Bando at Seattle, September 30, 1969
Joe Rudi vs. Minnesota, September 22, 1970
Dave Duncan vs. Boston, July 12, 1972
Claudell Washington at Detroit, August 30, 1974
Bert Campaneris at Boston, August 22, 1976
Jim Essian at Texas, July 1, 1979
Tony Phillips at Baltimore, May 16, 1986
Stan Javier vs. Cleveland, July 18, 1988
Luis Polonia at Kansas City, September 9, 1988
Dave Henderson at California, April 16, 1991
Rickey Henderson vs. Texas, September 29, 1991
Carney Lansford at California, September 8, 1992

Geronimo Berroa at Minnesota, April 10, 1994
Jason Giambi at Seattle, July 2, 1996
Dave Magadan vs. New York (AL), August 27, 1997
Ben Grieve at Cleveland, April 29, 1998
Mike Stanley at Toronto, September 4, 2000
Miguel Tejada vs. Texas, June 19, 2003
Eric Byrnes at San Francisco, June 29, 2003
Mark Kotsay vs. Seattle, April 30, 2005
Eric Chavez at Atlanta, June 12, 2005
Adam Kennedy at Boston, July 28, 2009
Mark Ellis at Baltimore, August 10, 2009
Adam Kennedy vs. Chicago (AL), August 15, 2009
Ryan Sweeney vs. Cleveland, May 5, 2011
Hideki Matsui at New York (AL), July 24, 2011
Josh Donaldson at Chicago (AL), September 9, 2014

Most Runs

Career 1270 (Rickey Henderson, 1979-84, 89-95, 98)
Season 123 (Reggie Jackson, 1969)
Season, Rookie 104 (Terrence Long, 2000)
Game . . . 5 (Luis Polonia at Kansas City, September 9, 1988)
5 (Mark McGwire at Cleveland, June 27, 1987)
5 (Mike Edwards vs. Texas, September 8, 1978)

Most Hits

Career 1768 (Rickey Henderson, 1979-84, 89-95, 98)
Season, Right Hander 204 (Miguel Tejada, 2002)
Season, Left Hander 190 (Mark Kotsay, 2004)
Season, Switch Hitter 175 (**Jed Lowrie, 2013**)
Season, Pinch Hitter 13 (Dave Magadan, 1997)
13 (Tommy Davis, 1971)
13 (Bob Johnson, 1969)
Season, Rookie 168 (Terrence Long, 2000)
168 (Ben Grieve, 1998)
Game 5 (31 times. Last: Josh Donaldson
at Chicago-AL, September 9, 2014)
Consecutive 8 (Josh Reddick, May 7-8, 2016)
8 (Dave Magadan, August 26-30, 1997)
8 (Brent Gates, May 23-24, 1994)
Hitting Streak . . . 25 (Jason Giambi, May 12-June 23, 1997)
Consecutive Games Reaching Base . . . 62 (Mark McGwire,
Sept. 16, 1995-June 18, 1996)
Consecutive At Bats, No Hits 40 (Jose Canseco,
August 8-23, 1986)

Multiple Hit Games

Career 474 (Rickey Henderson, 1979-84, 89-95, 98)
Season 57 (Mark Kotsay, 2004)
57 (Miguel Tejada, 2002)
Season, Rookie 49 (Terrence Long, 2000)
49 (Brent Gates, 1993)
Season, Five-Hit Games 2 (Adam Kennedy, 2009)
2 (Sal Bando, 1969)
Season, Four-Hit Games 5 (Carney Lansford, 1988)
5 (Claudell Washington, 1975)
Season, Three-Hit Games 19 (Mark Kotsay, 2004)
19 (Jason Giambi, 1999)
19 (Carney Lansford, 1989)

Most Singles

Career 1271 (Rickey Henderson, 1979-84, 89-95, 98)
Season 153 (Carney Lansford, 1989)
Season, Rookie 121 (Billy Burns, 2015)
Game 5 (Stan Javier vs. Cleveland, July 18, 1988)
5 (Sal Bando at Washington, September 30, 1969)

Most Doubles

Career 289 (Rickey Henderson, 1979-84, 89-95, 98)
Season 47 (Jason Giambi, 2001)
Season, Rookie 41 (Ben Grieve, 1998)
Game 3 (26 times. Last: Coco Crisp
at Baltimore, August 14, 2015)

Most Triples

Career 41 (Rickey Henderson, 1979-84, 89-95, 98)
Season 12 (Phil Garner, 1976)
Season, Rookie 10 (Luis Polonia, 1987)
Game . 2 (10 times. Last: **Rajai Davis at Det., Sept. 9, 2008**)

Most Home Runs

Career 363 (Mark McGwire, 1986-97)
Career, Pinch Hit 5 (Mark McGwire, 1986-97)
5 (Terry Steinbach, 1986-96)
5 (Mike Aldrete, 1993-95)
5 (Jeff Burroughs, 1982-84)
Career, Designated Hitter 98 (Dave Kingman, 1984-86)
Career, Grand Slams 9 (Mark McGwire, 1986-97)
Career, Inside The Park . . . 4 (Reggie Jackson, 1968-75, 87)
Career, Leadoff. .43 (Rickey Henderson, 1979-84, 89-95, 98)
Season, Right Hander 52 (Mark McGwire, 1996)
Season, Left Hander 47 (Reggie Jackson, 1969)
Season, Switch Hitter 35 (Nick Swisher, 2006)
Season, Pinch Hitter 4 (Jeff Burroughs, 1982)
Season, Designated Hitter 39 (Frank Thomas, 2006)
Season, Grand Slams 4 (Jason Giambi, 2000)
Season, Inside The Park 2 (Reggie Jackson, 1968)
Season, Leadoff 7 (Rickey Henderson, 1993)
Season, Rookie 49 (Mark McGwire, 1987)
Season, Home 27 (Jason Giambi, 2001)
Season, Road 28 (Mark McGwire, 1987 and 1996)
28 (Jose Canseco, 1991)
Month 15 (Mark McGwire, May, 1987)
Game 3 (16 times, last: **Khris Davis
vs. Texas, May 17, 2016**)
Game, Both Sides of Plate eight times, last: Coco Crisp
(at New York-AL, August 24, 2011)
Two Consecutive Games . . . 5 (Josh Reddick, Aug. 9-10, 2013)
5 (Mark McGwire, June 27-28, 1987)
5 (Mark McGwire, June 10-11, 1995)
Inning 2 (Mark McGwire, September 22, 1996; 5th inn.)
Consecutive Games With Home Run . . . 6 (Frank Thomas,
Sept. 5-11, 2006)
Consecutive At Bats With Home Run 4
(Mike Epstein vs. Washington, June 15-16, 1971)
Home Run, First Major League At Bat twice:
(Terry Steinbach, September 12, 1986 at Cleveland)
(Joe Keough, August 7, 1968 at New York, G#2)
Consecutive At Bats, No Home Runs 837 (Walt Weiss,
April 26, 1990-October 4, 1992)

Most RBI

Career 941 (Mark McGwire, 1986-97)
Season, Left Hander 137 (Jason Giambi, 2000)
Season, Right Hander 131 (Miguel Tejada, 2002)
Season, Switch Hitter 101 (Ruben Sierra, 1993)
Season, Pinch Hitter 12 (Tommy Davis, 1971)
12 (Jeff Burroughs, 1982)
Season, Designated Hitter 114 (Frank Thomas, 2006)
Season, Rookie 118 (Mark McGwire, 1987)
Game 10 (Reggie Jackson at Boston, June 14, 1969)
Inning . . . 6 (Matt Stairs vs. California, July 5, 1996; 1st inn.)
Consecutive Games With RBI 10 (Rick Monday,
April 20-30, 1969)

Most Total Bases

Career 2640 (Rickey Henderson, 1979-84, 89-95, 98)
Season 347 (Jose Canseco, 1988)
Season, Rookie 344 (Mark McGwire, 1987)
Game 14 (Harold Baines vs. Baltimore, May 7, 1991)

Most Extra Base Hits

Career 563 (Mark McGwire, 1986-97)
Season 87 (Jason Giambi, 2001)
Season, Rookie 81 (Mark McGwire, 1987)
Game 4 (five times. Last: Matt Holliday
vs. Minnesota, July 20, 2009)

Oakland Athletics Records, continued

Most Walks

| | |
|---------------------|---|
| Career |1227 (Rickey Henderson, 1979-84, 89-95, 98) |
| Career, Intentional |84 (Reggie Jackson, 1968-75, 87) |
| Season |137 (Jason Giambi, 2000) |
| Season, Rookie |86 (Wayne Gross, 1977) |
| Season, Intentional |24 (Jason Giambi, 2001) |
| Game |5 (four times, last: Mark McGwire vs. Kansas City, April 26, 1997) |
| Consecutive |7 (Jose Canseco, August 4-5, 1992) |

Most Strikeouts

| | |
|-----------------------|--|
| Career |1180 (Reggie Jackson, 1968-75, 87) |
| Season |197 (Jack Cust, 2008) |
| Season, Rookie |175 (Jose Canseco, 1986) |
| Game |5 (six times, last: Nick Swisher at San Diego, June 29, 2006) |
| Two Consecutive Games |8 (Seth Smith, May 1-3, 2013) 8 (Jose Canseco, July 14-16, 1997) 8 (Rick Monday, April 28-29, 1970) |

Most Hit By Pitch

| | |
|----------------|---|
| Career |59 (Sal Bando, 1968-76) |
| Season |20 (Jason Kendall, 2005) 20 (Don Baylor, 1976) |
| Season, Rookie |15 (Olmedo Saenz, 1999) |
| Game |2 (34 times, last: Jake Smolinski at Houston, August 29, 2016) |

Most Sacrifice Hits

| | |
|----------------|---|
| Career |101 (Bert Campaneris, 1968-76) |
| Season |22 (Dwayne Murphy, 1980) |
| Season, Rookie |21 (Phil Garner, 1975) |
| Game |2 (64 times, last: Sonny Gray at Atlanta, August 16, 2014) |

Most Sacrifice Flies

| | |
|----------------|--|
| Career |59 (Mark McGwire, 1986-97) |
| Season |14 (Dave Kingman, 1984) |
| Season, Rookie |9 (Jose Canseco, 1986) |
| Game |2 (27 times, last: Stephen Vogt at Tampa Bay, May 24, 2015) |

Most Grounded Into Double Plays

| | |
|----------------|--|
| Career |137 (Terry Steinbach, 1986-96) |
| Season |32 (Ben Grieve, 2000) |
| Season, Rookie |20 (Bobby Crosby, 2004) |
| Game |2 (188 times, last: Jake Smolinski vs. Texas, September 23, 2016) |

Most Stolen Bases

| | |
|----------------|---|
| Career |867 (Rickey Henderson, 1979-84, 89-95, 98) |
| Season |130 (Rickey Henderson, 1982) |
| Season, Rookie |42 (Mitchell Page, 1977) |
| Game |5 (Rickey Henderson vs. Seattle, July 29, 1989) 5 (Bert Campaneris vs. Minnesota, May 24, 1976) |
| Consecutive |36 (Coco Crisp, July 16, 2011-June 19, 2012) |

Most Caught Stealing

| | |
|----------------|--|
| Career |219 (Rickey Henderson, 1979-84, 89-95, 98) |
| Season |42 (Rickey Henderson, 1982) |
| Season, Rookie |21 (Mike Edwards, 1978) |
| Game |3 (Rickey Henderson at California, July 27, 1982) |

INDIVIDUAL PITCHING

Most Games Won

| | |
|----------------------|--|
| Career |131 (Jim Hunter, 1968-74) |
| Season, Right Hander |27 (Bob Welch, 1990) |
| Season, Left Hander |24 (Vida Blue, 1971) |
| Season, Rookie |13 (Tommy Milone, 2012) 13 (Jarrod Parker, 2012) |
| Consecutive |13 (Jim Hunter, 1973) |

Most Games Lost

| | |
|------------------------------|--|
| Career |105 (Rick Langford, 1977-86) |
| Season, Right Hander |20 (Brian Kingman, 1980) |
| Season, Left Hander |19 (Vida Blue, 1977) |
| Season, Rookie |19 (Rick Langford, 1977) |
| Consecutive |14 (Matt Keough, 1979) |
| Consecutive over two seasons |18 (Matt Keough, Sept. 11, 1978-Aug. 8, 1979) |

Most Saves

| | |
|----------------------|--|
| Career |320 (Dennis Eckersley, 1987-95) |
| Season, Right Hander |51 (Dennis Eckersley, 1992) |
| Season, Left Hander |22 (Sean Doolittle, 2014) |
| Season, Rookie |26 (Andrew Bailey, 2009) |
| Consecutive Saves |44 (Grant Balfour, May 5, 2012-July 22, 2013) |

Lowest Earned Run Average

| | |
|-------------------------------|---------------------------------------|
| Career |2.74 (Dennis Eckersley, 1987-95) |
| Season, Starter |1.82 (Vida Blue, 1971) |
| Season, Reliever (min. 50 ip) | 0.61 (Dennis Eckersley, 1990) |
| Season, Rookie (min. 100 ip) | 2.93 (Dave Hamilton, 1972) |

Most Games

| | |
|----------------|--|
| Career |525 (Dennis Eckersley, 1987-95) |
| Season |84 (Billy Koch, 2002) |
| Season, Rookie |71 (Ryan Cook, 2012) 71 (Aaron Small, 1997) |
| Consecutive |6 (Buddy Groom, July 11-19, 1999) 6 (Darold Knowles, August 7-12, 1972) 6 (Paul Lindblad, August 21-27, 1970) 6 (Bob Locker, August 21-27, 1970) |

Most Games Started

| | |
|----------------|-------------------------------|
| Career |262 (Vida Blue, 1969-77) |
| Season |41 (Jim Hunter, 1974) |
| Season, Rookie |33 (Joe Blanton, 2005) |

Most Complete Games

| | |
|-----------------|--|
| Career |105 (Vida Blue, 1969-77) |
| Season |28 (Rick Langford, 1980) |
| Season, Rookie |8 (Steve McCatty, 1979) |
| Consecutive |22 (Rick Langford, May 23-Sept. 12, 1980) |
| Consecutive Won |9 (Rick Langford, July 15-Aug. 15, 1980) |

Most Shutouts

| | |
|------------------------------------|---|
| Career |28 (Vida Blue, 1969-77) |
| Season |8 (Vida Blue, 1971) |
| Season, Rookie |2 (Chris Codiroli, 1983) 2 (John Johnson, 1978) 2 (Vida Blue, 1970) |
| Consecutive |3 (Bobby Witt, June 23, 28, July 3, 1994) 3 (Mike Torrez, September 3, 7, 11, 1976) |
| Consecutive Scoreless IP, Reliever | 39.0 (Brad Ziegler, 2008) |
| Consecutive Scoreless IP, Starter | 37.0 (Mike Torrez, 1976) |

Most Innings Pitched

Career 1946.0 (Vida Blue, 1969-77)
 Season 318 (Jim Hunter, 1974)
 Season, Rookie 208.1 (Rick Langford, 1977)
 Game 14.0 (four times. Last: Steve McCatty vs. Seattle, August 10, 1980)

Hits

Career, Most 1650 (Vida Blue, 1969-77)
 Season, Most 284 (Vida Blue, 1977)
 Season, Rookie 223 (Rick Langford, 1977)
 Season, Low-Hit Games (0, 1, 2) 3 (Ron Darling, 1992)
 3 (Mike Torrez, 1976)
 3 (Jim Hunter, 1972)
 Game, Most . 17 (Mike Norris vs. Milwaukee, Sept. 26, 1980)
 Game, Fewest 0
 Dallas Braden vs. Tampa Bay, May 9, 2010 (Perfect game)
 Dave Stewart at Toronto, June 29, 1990
 Mike Warren vs. Chicago, September 29, 1983
 Vida Blue, Glenn Abbott, Paul Lindblad and Rollie Fingers vs. California, September 28, 1975
 Vida Blue vs. Minnesota, September 21, 1970
 Jim Hunter vs. Minnesota, May 8, 1968 (Perfect game)
 Consecutive Games, Fewest 3 (Bobby Witt, June 23-28, 1994)

Most Runs

Career 784 (Dave Stewart, 1986-92, 95)
 Season 144 (Matt Keough, 1982)
 Season, Rookie 115 (Chris Codiroli, 1983)
 Game 14 (Mike Oquist vs. New York, August 3, 1998)

Most Earned Runs

Career 712 (Dave Stewart, 1986-92, 95)
 Season 133 (Matt Keough, 1982)
 Season, Rookie 102 (Chris Codiroli, 1983)
 Game 14 (Mike Oquist vs. New York, August 3, 1998)

Most Walks

Career 655 (Dave Stewart, 1986-92, 95)
 Season 112 (John Odom, 1969)

Season, Rookie 102 (Eric Plunk, 1986)
 Game 9 (five times. Last: Kelly Downs vs. Baltimore, August 31, 1992)

Most Strikeouts

Career 1315 (Vida Blue, 1969-77)
 Season 301 (Vida Blue, 1971)
 Season, Rookie 150 (Brett Anderson, 2009)
 Season, 10 strikeout games 11 (Vida Blue, 1971)
 Game, nine innings . 16 (Jose Rijo at Seattle, April 19, 1986)
 Game, extra innings . 17 (Vida Blue vs. Cal., July 9, 1971)
 Two Consecutive Games . 30 (Jose Rijo, April 19-24, 1986)
 Three Consecutive Games. 38 (Jose Rijo, April 19-30, 1986)
 Inning . . 4 (Ryan Cook, April 27, 2012 at Baltimore; 8th inn.)
 4 (Erik Hiljusz, June 30, 2001 at Texas; 7th inn.)
 4 (Blake Stein, July 27, 1998 at Tampa Bay; 4th inn.)

Most Home Runs

Career 207 (Jim Hunter, 1968-74)
 Season 39 (Jim Hunter, 1973)
 Season, Rookie 27 (Trevor Cahill, 2009)
 Game 5 (Ted Lilly vs. Atlanta, June 11, 2003)
 5 (Dave Telgheder at Seattle, September 21, 1996)
 5 (Curt Young at Detroit, July 7, 1988)
 Consecutive IP, No HR, Starter 137.0 (Vida Blue, May 2-August 1, 1976)
 Consecutive IP, No HR, Reliever 90.1 (Paul Lindblad, May 31, 1975 to April 13, 1976)
 90.1 (Rollie Fingers, June 8 to October 2, 1976)

Most Hit Batters

Career 65 (Barry Zito, 2000-06)
 Season 13 (Barry Zito, 2001, 2005 and 2006)
 Season, Rookie 10 (Steve McCatty, 1979)
 Game 3 (10 times. **Last: Raul Alcantara vs. Los Angeles, September 5, 2016**)

Most Wild Pitches

Career 79 (Dave Stewart, 1986-92, 95)
 Season 22 (Mike Moore, 1992)
 Season, Rookie 15 (Blake Stein, 1998)
 Game 4 (Stan Bahnsen vs. California, July 5, 1975)

OAKLAND A'S CLINCHING DATES

| Year | Date | Game No. | Opponent | Score | Winner | Losers |
|------|-------------------------|----------|----------------|----------|----------|-----------|
| 1971 | September 15 | 149 | at Chicago | 3-2 | Grant | Wood |
| 1972 | September 28 | 150 | Minnesota | 8-7 | Fingers | LaRoche |
| 1973 | September 23 | 156 | at Chicago | 10-5 | Blue | Wood |
| 1974 | September 27 | 158 | Chicago | 2-3 | Bahnsen | Holtzman |
| 1975 | September 24 | 158 | Chicago | 13-2 | Blue | Jefferson |
| 1988 | September 19 | 151 | Minnesota | 5-3 | Stewart | Toliver |
| 1989 | September 27 | 158 | Texas | 5-0 | Moore | Moyer |
| 1990 | September 25 | 154 | at Kansas City | 5-0 | Stewart | Appier |
| 1992 | September 28 | 156/157 | Off Day* | | | |
| 2000 | October 1 | 161 | Texas | 3-0 | Hudson | Glynn |
| 2001 | September 23 | 150 | Seattle | 7-4 | Mulder | Garcia |
| 2002 | September 20 (Playoff) | 154 | Texas | 4-2 | Mecir | Kolb |
| | September 26 (Division) | 159 | at Seattle | 5-3 (10) | Koch | Hasegawa |
| 2003 | September 23 | 158 | Texas | 4-3 (10) | Foulke | Cordero |
| 2006 | September 26 | 157 | at Seattle | 12-3 | Harden | Woods |
| 2012 | October 1 (Playoff) | 160 | Texas | 4-3 | Parker | Perez |
| | October 3 (Division) | 162 | Texas | 12-5 | Scribner | Holland |
| 2013 | September 22 | 156 | Minnesota | 11-7 | Gray | De Vries |
| 2014 | September 28 | 162 | at Texas | 4-0 | Gray | Martinez |

*Chicago defeated 2nd place Minnesota on the A's off day.

FRANCHISE CAREER BATTING LEADERS

Games

| | |
|-------------|------|
| Campaneris | 1795 |
| Henderson | 1704 |
| Dykes | 1702 |
| Bando | 1468 |
| Johnson, B. | 1459 |
| Suder | 1421 |
| Davis, H. | 1413 |
| Murphy, Da. | 1411 |
| Miller | 1361 |
| Valo | 1361 |

Runs

| | |
|-------------|------|
| Henderson | 1270 |
| Johnson, B. | 997 |
| Campaneris | 983 |
| Foxx | 975 |
| Simmons | 969 |
| Bishop | 882 |
| Dykes | 881 |
| Cochrane | 823 |
| Davis, H. | 811 |
| McGwire | 773 |

Doubles

| | |
|-------------|-----|
| Dykes | 365 |
| Simmons | 348 |
| Davis, H. | 319 |
| Johnson, B. | 307 |
| Miller | 292 |
| Henderson | 289 |
| Chavez | 282 |
| Murphy, Da. | 275 |
| Moses | 274 |
| Campaneris | 270 |

Walks

| | |
|-------------|------|
| Henderson | 1227 |
| Bishop | 1043 |
| Johnson | 853 |
| McGwire | 847 |
| Valo | 821 |
| Bando | 792 |
| Foxx | 781 |
| Joost | 768 |
| Hartsell | 733 |
| Murphy, Dw. | 694 |

Stolen Bases

| | |
|-------------|-----|
| Henderson | 867 |
| Campaneris | 566 |
| Collins | 377 |
| North | 232 |
| Davis, H. | 223 |
| Hartsell | 195 |
| Oldring | 187 |
| Murphy, Da. | 185 |
| Baker, F. | 172 |
| Crisp | 169 |

At Bats

| | |
|-------------|------|
| Campaneris | 7180 |
| Henderson | 6140 |
| Dykes | 6023 |
| Johnson, B. | 5428 |
| Davis, H. | 5367 |
| Bando | 5145 |
| Murphy, Da. | 5134 |
| Simmons | 5132 |
| Suder | 5085 |
| Chavez | 4783 |

Hits

| | |
|-------------|------|
| Campaneris | 1882 |
| Simmons | 1827 |
| Henderson | 1768 |
| Dykes | 1705 |
| Johnson, B. | 1617 |
| Davis, H. | 1498 |
| Foxx | 1492 |
| Murphy, Da. | 1488 |
| Miller | 1483 |
| Lansford | 1317 |
| Cochrane | 1317 |

Triples

| | |
|-------------|-----|
| Murphy, Da. | 102 |
| Simmons | 98 |
| Baker | 88 |
| Collins | 84 |
| Davis, H. | 83 |
| Foxx | 79 |
| Oldring | 75 |
| Hartsell | 74 |
| Miller | 73 |
| Dykes | 73 |

Strikeouts

| | |
|-------------|------|
| Jackson | 1226 |
| Canseco | 1096 |
| McGwire | 1043 |
| Campaneris | 933 |
| Chavez | 922 |
| Henderson | 915 |
| Murphy, Dw. | 883 |
| Green | 785 |
| Dykes | 705 |
| Bando | 702 |

Batting Average

| | |
|----------|------|
| Simmons | .356 |
| Foxx | .339 |
| Collins | .337 |
| Cochrane | .321 |
| Baker | .321 |
| McInnis | .313 |
| Miller | .311 |
| Cramer | .308 |
| Moses | .307 |
| Hale | .305 |

(Min. 2500 plate appearances)



Bert "Campy" Campaneris

Home Runs

| | |
|-------------|-----|
| McGwire | 363 |
| Foxx | 302 |
| Jackson | 269 |
| Canseco | 254 |
| Johnson, B. | 252 |
| Chavez | 230 |
| Simmons | 209 |
| Giambi | 198 |
| Bando | 192 |
| Zernial | 191 |

Total Bases

| | |
|-------------|------|
| Simmons | 2998 |
| Johnson, B. | 2824 |
| Foxx | 2813 |
| Henderson | 2640 |
| Campaneris | 2502 |
| Dykes | 2477 |
| McGwire | 2451 |
| Jackson | 2323 |
| Chavez | 2288 |
| Miller | 2206 |

Slugging Percentage

| | |
|-------------|------|
| Foxx | .640 |
| Simmons | .584 |
| McGwire | .551 |
| Giambi | .531 |
| Johnson, B. | .520 |
| Canseco | .507 |
| Jackson | .496 |
| Cochrane | .490 |
| Zernial | .489 |
| Chavez | .478 |

(Min. 2500 plate appearances)

Runs Batted In

| | |
|-------------|------|
| Simmons | 1178 |
| Foxx | 1074 |
| Johnson, B. | 1040 |
| McGwire | 941 |
| Bando | 796 |
| Canseco | 793 |
| Chavez | 787 |
| Jackson | 776 |
| Dykes | 764 |
| Miller | 762 |
| Davis, H. | 762 |

Extra Base Hits

| | |
|-------------|-----|
| Simmons | 655 |
| Foxx | 638 |
| Johnson, B. | 631 |
| McGwire | 563 |
| Chavez | 532 |
| Jackson | 530 |
| Dykes | 525 |
| Henderson | 497 |
| Davis, H. | 470 |
| Miller | 460 |

On-Base Percentage

| | |
|-------------|------|
| Foxx | .440 |
| Fain | .426 |
| Bishop | .423 |
| Collins | .422 |
| Cochrane | .412 |
| Henderson | .409 |
| Giambi | .406 |
| Valo | .403 |
| Simmons | .398 |
| Johnson, B. | .395 |

(Min. 2500 plate appearances)

OAKLAND CAREER BATTING LEADERS

Games

| | |
|-----------------|------|
| Henderson..... | 1704 |
| Bando..... | 1410 |
| McGwire..... | 1329 |
| Chavez..... | 1320 |
| Jackson..... | 1311 |
| Campaneris..... | 1295 |
| Murphy..... | 1213 |
| Lansford..... | 1203 |
| Steinbach..... | 1199 |
| Rudi..... | 1088 |

Runs

| | |
|-----------------|------|
| Henderson..... | 1270 |
| McGwire..... | 773 |
| Jackson..... | 743 |
| Chavez..... | 730 |
| Bando..... | 725 |
| Campaneris..... | 722 |
| Canseco..... | 662 |
| Giambi..... | 640 |
| Lansford..... | 617 |
| Murphy..... | 614 |

Doubles

| | |
|----------------|-----|
| Henderson..... | 289 |
| Chavez..... | 282 |
| Giambi..... | 241 |
| Jackson..... | 230 |
| Rudi..... | 214 |
| Bando..... | 208 |
| Steinbach..... | 205 |
| Ellis..... | 204 |
| Lansford..... | 201 |
| McGwire..... | 195 |

Walks

| | |
|----------------|------|
| Henderson..... | 1227 |
| McGwire..... | 847 |
| Bando..... | 775 |
| Murphy..... | 693 |
| Giambi..... | 636 |
| Jackson..... | 623 |
| Chavez..... | 565 |
| Tenace..... | 475 |
| Canseco..... | 469 |
| Phillips..... | 413 |

Stolen Bases

| | |
|-----------------|-----|
| Henderson..... | 867 |
| Campaneris..... | 398 |
| North..... | 232 |
| Crisp..... | 169 |
| Lansford..... | 146 |
| Jackson..... | 144 |
| Canseco..... | 135 |
| Davis, M..... | 121 |
| Davis, R..... | 116 |
| Page..... | 104 |

At Bats

| | |
|-----------------|------|
| Henderson..... | 6140 |
| Campaneris..... | 5159 |
| Bando..... | 4991 |
| Chavez..... | 4783 |
| Lansford..... | 4568 |
| Jackson..... | 4568 |
| McGwire..... | 4448 |
| Steinbach..... | 4162 |
| Murphy..... | 4047 |
| Canseco..... | 3970 |

Hits

| | |
|-----------------|------|
| Henderson..... | 1768 |
| Campaneris..... | 1355 |
| Lansford..... | 1317 |
| Bando..... | 1279 |
| Chavez..... | 1276 |
| Jackson..... | 1207 |
| McGwire..... | 1157 |
| Steinbach..... | 1144 |
| Giambi..... | 1100 |
| Rudi..... | 1079 |

Triples

| | |
|-----------------|----|
| Henderson..... | 41 |
| Campaneris..... | 39 |
| Rudi..... | 32 |
| Phillips..... | 29 |
| Crisp..... | 26 |
| Lansford..... | 23 |
| Jackson..... | 23 |
| North..... | 23 |
| Bando..... | 22 |
| Ellis..... | 22 |

Strikeouts

| | |
|----------------|------|
| Jackson..... | 1180 |
| Canseco..... | 1096 |
| McGwire..... | 1043 |
| Chavez..... | 922 |
| Henderson..... | 915 |
| Murphy..... | 883 |
| Steinbach..... | 689 |
| Bando..... | 675 |
| Giambi..... | 674 |
| Cust..... | 673 |

Batting Average

| | |
|----------------|------|
| Giambi..... | .300 |
| Lansford..... | .288 |
| Henderson..... | .288 |
| Kotsay..... | .282 |
| Grieve..... | .280 |
| Steinbach..... | .275 |
| Rudi..... | .273 |
| North..... | .271 |
| Tejada..... | .270 |
| Hatteberg..... | .269 |

(Min. 2000 plate appearances)



Rickey Henderson

Home Runs

| | |
|----------------|-----|
| McGwire..... | 363 |
| Jackson..... | 268 |
| Canseco..... | 254 |
| Chavez..... | 230 |
| Giambi..... | 198 |
| Bando..... | 192 |
| Henderson..... | 167 |
| Tejada..... | 156 |
| Murphy..... | 153 |
| Steinbach..... | 132 |

Total Bases

| | |
|-----------------|------|
| Henderson..... | 2640 |
| McGwire..... | 2451 |
| Chavez..... | 2288 |
| Jackson..... | 2287 |
| Bando..... | 2107 |
| Canseco..... | 2012 |
| Giambi..... | 1949 |
| Lansford..... | 1846 |
| Steinbach..... | 1773 |
| Campaneris..... | 1764 |

Slugging Percentage

| | |
|-------------------|------|
| McGwire..... | .551 |
| Giambi..... | .531 |
| Stairs..... | .509 |
| Canseco..... | .507 |
| Jackson..... | .501 |
| Chavez..... | .478 |
| Grieve..... | .475 |
| Tejada..... | .460 |
| Cust..... | .457 |
| Henderson, D..... | .445 |

(Min. 2000 plate appearances)

Runs Batted In

| | |
|----------------|-----|
| McGwire..... | 941 |
| Canseco..... | 793 |
| Bando..... | 789 |
| Chavez..... | 787 |
| Jackson..... | 770 |
| Giambi..... | 715 |
| Henderson..... | 648 |
| Tejada..... | 604 |
| Steinbach..... | 595 |
| Murphy..... | 563 |

Extra Base Hits

| | |
|----------------|-----|
| McGwire..... | 563 |
| Chavez..... | 532 |
| Jackson..... | 521 |
| Henderson..... | 497 |
| Canseco..... | 448 |
| Giambi..... | 446 |
| Bando..... | 422 |
| Rudi..... | 362 |
| Tejada..... | 358 |
| Steinbach..... | 351 |

On-Base Percentage

| | |
|----------------|------|
| Henderson..... | .409 |
| Giambi..... | .406 |
| Cust..... | .381 |
| McGwire..... | .380 |
| Tenace..... | .374 |
| Grieve..... | .370 |
| North..... | .364 |
| Stairs..... | .363 |
| Bando..... | .360 |
| Jackson..... | .357 |

(Min. 2000 plate appearances)

FRANCHISE CAREER PITCHING LEADERS

Games

| | |
|-----------|-----|
| Eckersley | 525 |
| Plank | 524 |
| Fingers | 502 |
| Rommel | 500 |
| Lindblad | 479 |
| Walberg | 412 |
| Grove | 402 |
| Honeycutt | 387 |
| Bender | 385 |
| Hunter | 363 |

Complete Games

| | |
|---------|-----|
| Plank | 362 |
| Bender | 230 |
| Grove | 181 |
| Waddell | 168 |
| Rommel | 147 |
| Coombs | 136 |
| Walberg | 126 |
| Hunter | 116 |
| Blue | 105 |
| Kellner | 95 |

Wins

| | |
|---------|-----|
| Plank | 284 |
| Grove | 195 |
| Bender | 193 |
| Rommel | 171 |
| Hunter | 161 |
| Walberg | 134 |
| Waddell | 131 |
| Blue | 124 |
| Stewart | 119 |
| Coombs | 115 |

Innings Pitched

| | |
|---------|--------|
| Plank | 3860.2 |
| Bender | 2603.0 |
| Rommel | 2556.1 |
| Hunter | 2456.1 |
| Grove | 2400.2 |
| Walberg | 2186.2 |
| Blue | 1946.0 |
| Waddell | 1869.1 |
| Kellner | 1730.1 |
| Stewart | 1717.1 |

Games Started

| | |
|---------|-----|
| Plank | 459 |
| Hunter | 340 |
| Bender | 288 |
| Grove | 267 |
| Walberg | 267 |
| Blue | 262 |
| Rommel | 249 |
| Stewart | 245 |
| Kellner | 239 |
| Zito | 224 |

Shutouts

| | |
|---------|----|
| Plank | 59 |
| Waddell | 37 |
| Bender | 37 |
| Hunter | 31 |
| Blue | 28 |
| Coombs | 28 |
| Grove | 20 |
| Rommel | 18 |
| Dygart | 16 |
| Bush | 15 |
| Walberg | 15 |

Losses

| | |
|----------|-----|
| Plank | 162 |
| Rommel | 119 |
| Walberg | 114 |
| Hunter | 113 |
| Kellner | 108 |
| Langford | 105 |
| Bender | 102 |
| Harriss | 93 |
| Blue | 86 |
| Naylor | 83 |

Walks

| | |
|------------|-----|
| Plank | 913 |
| Walberg | 853 |
| Grove | 740 |
| Odom | 732 |
| Rommel | 724 |
| Kellner | 717 |
| Hunter | 687 |
| Marchildon | 682 |
| Stewart | 655 |
| Blue | 617 |



Eddie Plank

Saves

| | |
|--------------|-----|
| Eckersley | 320 |
| Fingers | 136 |
| Taylor | 100 |
| Street | 94 |
| Bailey | 75 |
| Isringhausen | 75 |
| Balfour | 64 |
| Howell | 61 |
| Koch | 44 |
| Foulke | 44 |

(Since 1969)

Strikeouts

| | |
|---------|------|
| Plank | 1985 |
| Waddell | 1576 |
| Bender | 1536 |
| Grove | 1523 |
| Hunter | 1520 |
| Blue | 1315 |
| Stewart | 1152 |
| Zito | 1098 |
| Walberg | 907 |
| Hudson | 899 |

ERA

| | |
|----------|------|
| Waddell | 1.97 |
| Morgan | 2.15 |
| Bender | 2.32 |
| Plank | 2.39 |
| Coombs | 2.60 |
| Dygart | 2.65 |
| Grove | 2.88 |
| Fingers | 2.91 |
| Holtzman | 2.92 |
| Blue | 2.95 |

(Min. 750 innings pitched)

Won-Loss Percentage

| | | |
|----------|---------|------|
| Grove | 195-79 | .712 |
| Hudson | 92-39 | .702 |
| Mulder | 81-42 | .659 |
| Bender | 193-102 | .654 |
| Plank | 284-162 | .637 |
| Coombs | 115-67 | .632 |
| Earnshaw | 98-58 | .628 |
| Zito | 102-63 | .618 |
| Welch | 96-60 | .615 |
| Waddell | 131-82 | .615 |

(Min. 100 decisions)

DESIGNATED HITTER RULE

A hitter may be designated to bat for the pitcher in any spot in the batting order in any game without affecting the status of the pitcher. The designated hitter must be selected and be included on the lineup cards presented to the umpire-in-chief prior to the game. Failure to do so precludes the use of a designated hitter for that game.

The designated hitter is "locked" into the batting order but may be removed for a pinch-hitter or pinch-runner, who in turn becomes the designated hitter. The designated hitter, while still in the game, may be used defensively but the pitcher then assumes the batting order of the replaced defensive player, thus terminating the designated hitter role. The designated hitter is eligible for all American League batting titles.

OAKLAND CAREER PITCHING LEADERS

| Games | |
|-----------|-----|
| Eckersley | 525 |
| Fingers | 502 |
| Lindblad | 391 |
| Honeycutt | 387 |
| Groom | 301 |
| Blevins | 281 |
| Nelson | 281 |
| Taylor | 281 |
| Blue | 273 |
| Hunter | 266 |

| Complete Games | |
|----------------|-----|
| Blue | 105 |
| Hunter | 96 |
| Langford | 85 |
| Holtzman | 54 |
| Keough | 53 |
| Norris | 52 |
| Stewart | 49 |
| McCatty | 45 |
| Dobson | 42 |
| Odom | 34 |

| Wins | |
|----------|-----|
| Hunter | 131 |
| Blue | 124 |
| Stewart | 119 |
| Zito | 102 |
| Welch | 96 |
| Hudson | 92 |
| Mulder | 81 |
| Holtzman | 77 |
| Langford | 73 |
| Odom | 71 |

| Innings Pitched | |
|-----------------|--------|
| Blue | 1946.0 |
| Hunter | 1886.1 |
| Stewart | 1717.1 |
| Langford | 1467.2 |
| Zito | 1437.1 |
| Welch | 1271.1 |
| Hudson | 1240.2 |
| Odom | 1202.1 |
| McCatty | 1189.0 |
| Norris | 1123.2 |

| Games Started | |
|---------------|-----|
| Blue | 262 |
| Hunter | 260 |
| Stewart | 245 |
| Zito | 224 |
| Welch | 195 |
| Langford | 195 |
| Hudson | 183 |
| Odom | 178 |
| McCatty | 161 |
| Norris | 157 |

| Shutouts | |
|-------------------|----|
| Blue | 28 |
| Hunter | 24 |
| Holtzman | 13 |
| Odom | 11 |
| Dobson | 10 |
| Langford | 10 |
| Stewart | 9 |
| Hudson | 8 |
| Mulder | 8 |
| four players tied | 7 |

| Losses | |
|----------|-----|
| Langford | 105 |
| Blue | 86 |
| Stewart | 78 |
| Hunter | 77 |
| Keough | 75 |
| Zito | 63 |
| McCatty | 63 |
| Odom | 61 |
| Fingers | 61 |
| Welch | 60 |

| Walks | |
|----------|-----|
| Stewart | 655 |
| Blue | 617 |
| Odom | 598 |
| Zito | 566 |
| McCatty | 520 |
| Norris | 499 |
| Hunter | 493 |
| Welch | 469 |
| Keough | 456 |
| Langford | 402 |



Jim "Catfish" Hunter

| Saves | |
|--------------|-----|
| Eckersley | 320 |
| Fingers | 136 |
| Taylor | 100 |
| Street | 94 |
| Bailey | 75 |
| Isringhausen | 75 |
| Balfour | 64 |
| Howell | 61 |
| Koch | 44 |
| Foulke | 44 |

| Strikeouts | |
|------------|------|
| Blue | 1315 |
| Stewart | 1152 |
| Hunter | 1139 |
| Zito | 1098 |
| Hudson | 899 |
| Fingers | 784 |
| Welch | 677 |
| Odom | 675 |
| Mulder | 668 |
| Eckersley | 658 |

| ERA | |
|-----------|-------------|
| Eckersley | 2.74 |
| Fingers | 2.91 |
| Holtzman | 2.92 |
| Blue | 2.94 |
| Lindblad | 2.97 |
| Hunter | 3.00 |
| Hudson | 3.30 |
| Odom | 3.38 |
| Gray | 3.42 |
| Moore | 3.54 |

(Min. 500 innings pitched)

| Won-Loss Percentage | |
|---------------------|-------------|
| Hudson | 92-39 .702 |
| Mulder | 81-42 .659 |
| Harden | 40-23 .635 |
| Hunter | 131-77 .630 |
| Zito | 102-63 .618 |
| Lindblad | 42-26 .618 |
| Welch | 96-60 .615 |
| Stewart | 119-78 .604 |
| Blue | 124-86 .590 |
| Moore | 66-46 .589 |

(Min. 60 decisions)

RECORDS

LASTS BY A'S PITCHERS

Run: Scott Kazmir, June 16, 2015 at San Diego
Hit: Jesse Chavez, August 30, 2015 at Arizona
Double: Joe Kennedy, June 12, 2007 at Houston
Triple: John Odom, August 22, 1971 vs. Boston (Game 1)

Homer: John Odom, September 4, 1972 vs. California (Game 1)
RBI: Scott Kazmir, June 6, 2015 at San Diego
Walk: Dan Straily, July 9, 2013 at Pittsburgh
Stolen Base: Gene Nelson, July 3, 1988 at Toronto (pinch runner)

FRANCHISE SEASON BATTING LEADERS

Games

| | |
|---------------------|-----|
| Tejada (2003)..... | 162 |
| Long (2002)..... | 162 |
| Tejada (2002)..... | 162 |
| Long (2001)..... | 162 |
| Tejada (2001)..... | 162 |
| Griffin (1986)..... | 162 |
| Griffin (1985)..... | 162 |
| Bando (1973)..... | 162 |
| Bando (1969)..... | 162 |
| Bando (1968)..... | 162 |
| Siebern (1962)..... | 162 |

Runs

| | |
|---------------------|-----|
| Simmons (1930)..... | 152 |
| Foxx (1932)..... | 151 |
| Lajoie (1901)..... | 145 |
| Simmons (1932)..... | 144 |
| Collins (1912)..... | 137 |
| Joost (1949)..... | 128 |
| Foxx (1930)..... | 127 |
| Foxx (1933)..... | 125 |
| Collins (1913)..... | 125 |
| Jackson (1969)..... | 123 |
| Foxx (1929)..... | 123 |

Doubles

| | |
|---------------------------|-----------|
| Simmons (1926)..... | 53 |
| Moses (1937)..... | 48 |
| Lajoie (1901)..... | 48 |
| Giambi (2001)..... | 47 |
| McNair (1932)..... | 47 |
| H. Davis (1905)..... | 47 |
| Lowrie (2013)..... | 45 |
| Seybold (1903)..... | 45 |
| B. Johnson (1933)..... | 44 |
| five tied with..... | 43 |

Walks

| | |
|---------------------|-----|
| Joost (1949)..... | 149 |
| Giambi (2000)..... | 137 |
| Fain (1949)..... | 136 |
| Fain (1950)..... | 133 |
| Giambi (2001)..... | 129 |
| Bishop (1930)..... | 128 |
| Bishop (1929)..... | 128 |
| Joost (1952)..... | 122 |
| Hartsel (1905)..... | 121 |
| Valo (1949)..... | 119 |
| Joost (1948)..... | 119 |

Stolen Bases

| | |
|----------------------|-----|
| RHenderson (1982) .. | 130 |
| RHenderson (1983) .. | 108 |
| RHenderson (1980) .. | 100 |
| Collins (1910)..... | 81 |
| North (1976)..... | 75 |
| Collins (1909)..... | 67 |
| RHenderson (1998) .. | 66 |
| RHenderson (1984) .. | 66 |
| RHenderson (1990) .. | 65 |
| Collins (1912)..... | 63 |

At Bats

| | |
|----------------------|-----|
| Simmons (1932)..... | 670 |
| Tejada (2002)..... | 662 |
| Cramer (1933)..... | 661 |
| Simmons (1925)..... | 658 |
| Finney (1936)..... | 653 |
| Moses (1937)..... | 649 |
| Cramer (1934)..... | 649 |
| Damon (2001)..... | 644 |
| Cramer (1935)..... | 644 |
| Campaneris (1968)... | 642 |

Hits

| | |
|---------------------|-----|
| Simmons (1925)..... | 253 |
| Lajoie (1901)..... | 232 |
| Simmons (1932)..... | 216 |
| Cramer (1935)..... | 214 |
| Foxx (1932)..... | 213 |
| Simmons (1929)..... | 212 |
| Simmons (1930)..... | 211 |
| Moses (1937)..... | 208 |
| Foxx (1933)..... | 204 |
| Tejada (2002)..... | 204 |

Triples

| | |
|-----------------------|----|
| Baker (1912)..... | 21 |
| Baker (1909)..... | 19 |
| Da. Murphy (1910).... | 18 |
| Da. Murphy (1904).... | 17 |
| Simmons (1930)..... | 16 |
| Miller (1929)..... | 16 |
| Strunk (1915)..... | 16 |
| Cimoli (1962)..... | 15 |
| Witt (1916)..... | 15 |
| Baker (1910)..... | 15 |
| Collins (1910)..... | 15 |

Strikeouts

| | |
|--------------------------|------------|
| Cust (2008)..... | 197 |
| Cust (2009)..... | 185 |
| Canseco (1986)..... | 175 |
| Jackson (1968)..... | 171 |
| Davis (2016)..... | 166 |
| Cust (2007)..... | 164 |
| Jackson (1971)..... | 161 |
| Canseco (1990)..... | 158 |
| Canseco (1987)..... | 157 |
| Moss (2014)..... | 153 |

Batting Average

| | |
|---------------------|------|
| Lajoie (1901)..... | .426 |
| Simmons (1931)..... | .390 |
| Simmons (1925)..... | .384 |
| Simmons (1930)..... | .381 |
| Collins (1911)..... | .365 |
| Simmons (1929)..... | .365 |
| Foxx (1932)..... | .364 |
| Cochrane (1930).... | .357 |
| Cobb (1927)..... | .357 |
| Foxx (1933)..... | .356 |
| Lamar (1925)..... | .356 |



Al Simmons

Home Runs

| | |
|---------------------|----|
| Foxx (1932)..... | 58 |
| McGwire (1996)..... | 52 |
| McGwire (1987)..... | 49 |
| Foxx (1933)..... | 48 |
| Jackson (1969)..... | 47 |
| Canseco (1991)..... | 44 |
| Foxx (1934)..... | 44 |
| Giambi (2000)..... | 43 |
| four tied with..... | 42 |

Total Bases

| | |
|---------------------|-----|
| Foxx (1932)..... | 438 |
| Foxx (1933)..... | 403 |
| Simmons (1930)..... | 392 |
| Simmons (1925)..... | 392 |
| Simmons (1929)..... | 373 |
| Simmons (1932)..... | 367 |
| Foxx (1930)..... | 358 |
| Moses (1937)..... | 357 |
| Foxx (1934)..... | 352 |
| Canseco (1988)..... | 347 |

Slugging Percentage

| | |
|---------------------|------|
| Foxx (1932)..... | .749 |
| McGwire (1996)..... | .730 |
| Simmons (1930)..... | .708 |
| Foxx (1933)..... | .703 |
| Giambi (2001)..... | .660 |
| Foxx (1934)..... | .653 |
| Giambi (2000)..... | .647 |
| Lajoie (1901)..... | .643 |
| Simmons (1929)..... | .642 |
| Simmons (1931)..... | .641 |

Runs Batted In

| | |
|---------------------|-----|
| Foxx (1932)..... | 169 |
| Simmons (1930)..... | 165 |
| Foxx (1933)..... | 163 |
| Simmons (1929)..... | 157 |
| Foxx (1930)..... | 156 |
| Simmons (1932)..... | 151 |
| Giambi (2000)..... | 137 |
| Tejada (2002)..... | 131 |
| Baker (1912)..... | 130 |
| Foxx (1934)..... | 130 |

Extra Base Hits

| | |
|---------------------|-----|
| Foxx (1932)..... | 100 |
| Foxx (1933)..... | 94 |
| Simmons (1930)..... | 93 |
| Giambi (2001)..... | 87 |
| Jackson (1969)..... | 86 |
| Moses (1937)..... | 86 |
| Simmons (1929)..... | 84 |
| Foxx (1930)..... | 83 |
| Simmons (1926)..... | 82 |
| McGwire (1987)..... | 81 |

On-Base Percentage

| | |
|---------------------|------|
| Giambi (2001)..... | .477 |
| Giambi (2000)..... | .476 |
| Foxx (1932)..... | .469 |
| McGwire (1996)..... | .467 |
| Foxx (1929)..... | .463 |
| Lajoie (1901)..... | .463 |
| Foxx (1935)..... | .461 |
| Cochrane (1933).... | .459 |
| Collins (1914)..... | .452 |
| Collins (1911)..... | .451 |
| Fain (1951)..... | .451 |

OAKLAND SEASON BATTING LEADERS

Games

| | |
|---------------------|-----|
| Tejada (2003)..... | 162 |
| Long (2002)..... | 162 |
| Tejada (2002)..... | 162 |
| Long (2001)..... | 162 |
| Tejada (2001)..... | 162 |
| Griffin (1986)..... | 162 |
| Griffin (1985)..... | 162 |
| Bando (1973)..... | 162 |
| Bando (1969)..... | 162 |
| Bando (1968)..... | 162 |

Runs

| | |
|-----------------------|-----|
| Jackson (1969)..... | 123 |
| Canseco (1988)..... | 120 |
| RHenderson (1990) .. | 119 |
| RHenderson (1982) .. | 119 |
| Giambi (1999)..... | 115 |
| Canseco (1991)..... | 115 |
| RHenderson (1984) .. | 113 |
| RHenderson (1980) .. | 111 |
| Giambi (2001)..... | 109 |
| three players tied .. | 108 |

Doubles

| | |
|---------------------------|-----------|
| Giambi (2001)..... | 47 |
| Lowrie (2013)..... | 45 |
| Chavez (2001)..... | 43 |
| Tejada (2003)..... | 42 |
| Grieve (1998)..... | 41 |
| Giambi (1997)..... | 41 |
| Chavez (2005)..... | 40 |
| Grieve (2000)..... | 40 |
| Giambi (1996)..... | 40 |
| five players tied .. | 39 |

Walks

| | |
|----------------------|-----|
| Giambi (2000)..... | 137 |
| Giambi (2001)..... | 129 |
| RHenderson (1998) .. | 118 |
| Bando (1970)..... | 118 |
| RHenderson (1980) .. | 117 |
| McGwire (1996)..... | 116 |
| RHenderson (1982) .. | 116 |
| Jackson (1969)..... | 114 |
| Bando (1969)..... | 111 |
| Cust (2008)..... | 111 |

Stolen Bases

| | |
|----------------------|-----|
| RHenderson (1982) .. | 130 |
| RHenderson (1983) .. | 108 |
| RHenderson (1980) .. | 100 |
| North (1976)..... | 75 |
| RHenderson (1998) .. | 66 |
| RHenderson (1984) .. | 66 |
| RHenderson (1990) .. | 65 |
| Campaneris (1969) .. | 62 |
| Campaneris (1968) .. | 62 |
| RHenderson (1991) .. | 58 |

At Bats

| | |
|----------------------|-----|
| Tejada (2002)..... | 662 |
| Damon (2001)..... | 644 |
| Campaneris (1968) .. | 642 |
| Tejada (2003)..... | 636 |
| Sierra (1993)..... | 630 |
| Canseco (1987)..... | 630 |
| Long (2001)..... | 629 |
| Armas (1980)..... | 628 |
| Chavez (2005)..... | 625 |
| Campaneris (1972) .. | 625 |

Hits

| | |
|----------------------|-----|
| Tejada (2002)..... | 204 |
| Kotsay (2004)..... | 190 |
| Canseco (1988)..... | 187 |
| Lansford (1989)..... | 185 |
| Washington (1975) .. | 182 |
| Giambi (1999)..... | 181 |
| Rudi (1972)..... | 181 |
| Lansford (1984)..... | 179 |
| RHenderson (1980) .. | 179 |
| Giambi (2001)..... | 178 |
| Long (2001)..... | 178 |

Triples

| | |
|----------------------|----|
| Garner (1976)..... | 12 |
| Polonia (1987)..... | 10 |
| Burns (2015)..... | 9 |
| Byrnes (2003)..... | 9 |
| Rudi (1972)..... | 9 |
| Campaneris (1968) .. | 9 |
| Weeks (2012)..... | 8 |
| Weeks (2011)..... | 8 |
| Pennington (2010) .. | 8 |
| Armas (1980)..... | 8 |
| Page (1977)..... | 8 |
| Campaneris (1974) .. | 8 |

Strikeouts

| | |
|--------------------------|------------|
| Cust (2008)..... | 197 |
| Cust (2009)..... | 185 |
| Canseco (1986)..... | 175 |
| Jackson (1968)..... | 171 |
| Davis (2016)..... | 166 |
| Cust (2007)..... | 164 |
| Jackson (1971)..... | 161 |
| Canseco (1990)..... | 158 |
| Canseco (1987)..... | 157 |
| Moss (2014)..... | 153 |

Batting Average

| | |
|----------------------|------|
| Giambi (2001)..... | .342 |
| Lansford (1989)..... | .336 |
| Giambi (2000)..... | .333 |
| RHenderson (1990) .. | .325 |
| Durazo (2004)..... | .321 |
| RHenderson (1981) .. | .319 |
| Giambi (1999)..... | .315 |
| Kotsay (2004)..... | .314 |
| McGwire (1996)..... | .312 |
| Washington (1975) .. | .308 |
| Tejada (2002)..... | .308 |



Reggie Jackson

Home Runs

| | |
|--------------------------|-----------|
| McGwire (1996)..... | 52 |
| McGwire (1987)..... | 49 |
| Jackson (1969)..... | 47 |
| Canseco (1991)..... | 44 |
| Giambi (2000)..... | 43 |
| Davis (2016)..... | 42 |
| McGwire (1992)..... | 42 |
| Canseco (1988)..... | 42 |
| Thomas (2006)..... | 39 |
| McGwire (1995)..... | 39 |
| McGwire (1990)..... | 39 |

Total Bases

| | |
|---------------------|-----|
| Canseco (1988)..... | 347 |
| McGwire (1987)..... | 344 |
| Giambi (2001)..... | 343 |
| Tejada (2002)..... | 336 |
| Jackson (1969)..... | 334 |
| Giambi (2000)..... | 330 |
| Giambi (1999)..... | 318 |
| Canseco (1991)..... | 318 |
| Armas (1980)..... | 314 |
| Berroa (1996)..... | 312 |

Slugging Percentage

| | |
|----------------------|------|
| McGwire (1996)..... | .730 |
| Giambi (2001)..... | .660 |
| Giambi (2000)..... | .647 |
| McGwire (1987)..... | .618 |
| Jackson (1969)..... | .608 |
| McGwire (1992)..... | .585 |
| RHenderson (1990) .. | .577 |
| Canseco (1988)..... | .569 |
| Jaha (1999)..... | .556 |
| Canseco (1991)..... | .556 |

Runs Batted In

| | |
|---------------------|-----|
| Giambi (2000)..... | 137 |
| Tejada (2002)..... | 131 |
| Canseco (1988)..... | 124 |
| Giambi (1999)..... | 123 |
| Canseco (1991)..... | 122 |
| Giambi (2001)..... | 120 |
| McGwire (1987)..... | 118 |
| Kingman (1984)..... | 118 |
| Jackson (1969)..... | 118 |
| Canseco (1986)..... | 117 |
| Jackson (1973)..... | 117 |

Extra Base Hits

| | |
|---------------------|----|
| Giambi (2001)..... | 87 |
| Jackson (1969)..... | 86 |
| McGwire (1987)..... | 81 |
| Jackson (1975)..... | 78 |
| Canseco (1991)..... | 77 |
| Canseco (1988)..... | 76 |
| Chavez (2001)..... | 75 |
| Chavez (2003)..... | 73 |
| McGwire (1996)..... | 73 |
| Giambi (2000)..... | 73 |

On-Base Percentage

| | |
|----------------------|------|
| Giambi (2001)..... | .477 |
| Giambi (2000)..... | .476 |
| McGwire (1996)..... | .467 |
| RHenderson (1990) .. | .439 |
| Giambi (1999)..... | .422 |
| RHenderson (1980) .. | .420 |
| Jaha (1999)..... | .414 |
| RHenderson (1983) .. | .414 |
| RHenderson (1994) .. | .411 |
| Jackson (1969)..... | .410 |

FRANCHISE SEASON PITCHING LEADERS

Games

| | |
|----------------------|----|
| Koch (2002) | 84 |
| Wyatt (1964)..... | 81 |
| Groom (1997)..... | 78 |
| Groom (1999)..... | 76 |
| Fingers (1974) | 76 |
| Balfour (2012)..... | 75 |
| Breslow (2010)..... | 75 |
| Bradford (2002)..... | 75 |
| Groom (1998)..... | 75 |
| Fingers (1975) | 75 |

Complete Games

| | |
|---------------------|----|
| Waddell (1904)..... | 39 |
| Plank (1904)..... | 37 |
| Plank (1905)..... | 35 |
| Coombs (1910)..... | 35 |
| Fraser (1901)..... | 35 |
| Waddell (1903)..... | 34 |
| Plank (1907)..... | 33 |
| Plank (1903)..... | 33 |
| Plank (1902)..... | 31 |
| Myers (1916)..... | 31 |
| Henley (1904)..... | 31 |

Wins

| | |
|--------------------------|----|
| Grove (1931)..... | 31 |
| Coombs (1910)..... | 31 |
| Grove (1930)..... | 28 |
| Coombs (1911)..... | 28 |
| Welch (1990)..... | 27 |
| Rommell (1922)..... | 27 |
| Waddell (1905)..... | 27 |
| Plank (1904)..... | 26 |
| Plank (1912)..... | 26 |
| three players tied | 25 |

Innings Pitched

| | |
|---------------------|-------|
| Waddell (1904)..... | 383.0 |
| Plank (1904)..... | 357.1 |
| Coombs (1910)..... | 353.0 |
| Plank (1905)..... | 346.2 |
| Plank (1907)..... | 343.2 |
| Coombs (1911)..... | 336.2 |
| Plank (1903)..... | 336.0 |
| Perry (1918)..... | 332.1 |
| Fraser (1901)..... | 331.0 |
| Waddell (1905)..... | 328.2 |

Games Started

| | |
|--------------------------|----|
| Waddell (1904)..... | 46 |
| Plank (1904)..... | 43 |
| Hunter (1974)..... | 41 |
| Plank (1905)..... | 41 |
| eight players tied | 40 |

Shutouts

| | |
|------------------------|----|
| Coombs (1910)..... | 13 |
| Blue (1971)..... | 8 |
| Plank (1907)..... | 8 |
| Waddell (1906)..... | 8 |
| Waddell (1904)..... | 8 |
| Bush (1916)..... | 8 |
| six players tied | 7 |

Losses

| | |
|----------------------|----|
| Perry (1920)..... | 25 |
| Bush (1916)..... | 24 |
| Myers (1916)..... | 23 |
| Rommel (1921)..... | 23 |
| Naylor (1920)..... | 23 |
| Wyckoff (1915)..... | 22 |
| Ditmar (1956)..... | 22 |
| Kelley (1937)..... | 21 |
| Harris (1943)..... | 21 |
| nine tied with | 20 |

Walks

| | |
|-------------------------|-----|
| Myers (1916)..... | 168 |
| Wyckoff (1915)..... | 165 |
| Marchildon (1947) | 141 |
| Marchildon (1942) | 140 |
| Earnshaw (1930)..... | 139 |
| Cain (1933)..... | 137 |
| Fraser (1901)..... | 132 |
| Grove (1925)..... | 131 |
| Marchildon (1948)..... | 131 |
| Bush (1916)..... | 130 |



Lefty Grove

Saves

| | |
|-----------------------|----|
| Eckersley (1992)..... | 51 |
| Eckersley (1990)..... | 48 |
| Eckersley (1988)..... | 45 |
| Koch (2002)..... | 44 |
| Foulke (2003)..... | 43 |
| Eckersley (1991)..... | 43 |
| Balfour (2013)..... | 38 |
| Street (2006)..... | 37 |
| Eckersley (1993)..... | 36 |
| Caudill (1984)..... | 36 |
| (Since 1969) | |

Strikeouts

| | |
|--------------------------|-----|
| Waddell (1904)..... | 349 |
| Waddell (1903)..... | 302 |
| Blue (1971)..... | 301 |
| Waddell (1905)..... | 287 |
| Waddell (1907)..... | 232 |
| Coombs (1910)..... | 224 |
| Plank (1905)..... | 210 |
| Waddell (1902)..... | 210 |
| Grove (1930)..... | 209 |
| three players tied | 205 |

ERA

| | |
|---------------------|------|
| Coombs (1910)..... | 1.30 |
| Krause (1909)..... | 1.39 |
| Waddell (1905)..... | 1.48 |
| Morgan (1910)..... | 1.55 |
| Bender (1910)..... | 1.58 |
| Waddell (1904)..... | 1.62 |
| Morgan (1909)..... | 1.65 |
| Bender (1909)..... | 1.66 |
| Plank (1909)..... | 1.76 |
| Blue (1971)..... | 1.82 |

Won-Loss Percentage

| | | |
|---------------------|------|------|
| Grove (1931) | 31-4 | .886 |
| Bender (1914) | 17-3 | .850 |
| Grove (1930) | 28-5 | .848 |
| Zito (2002) | 23-5 | .821 |
| Bender (1910) | 23-5 | .821 |
| Welch (1990) | 27-6 | .818 |
| Plank (1912)..... | 26-6 | .813 |
| Hunter (1973)..... | 21-5 | .808 |
| Coombs (1910)..... | 31-9 | .775 |
| Waddell (1902)..... | 24-7 | .774 |
| Shantz (1952)..... | 24-7 | .774 |
| (Min. 20 decisions) | | |

RELIEF PITCHERS SAVE RULE

A pitcher is credited with a save when he meets all three of the following conditions:

1. He is the finishing pitcher in a game won by his club, and
2. He is not the winning pitcher, and
3. He qualifies under one of the following conditions:
 - a. He enters the game with a lead of no more than three runs and pitches for at least one inning, or
 - b. He enters the game with the potential tying run either on base, at bat, or on deck (that is, the potential tying run is either on base or is one of the first two batsmen he faces), or
 - c. He pitches effectively for at least three innings

OAKLAND SEASON PITCHING LEADERS

Games

| | |
|-----------------|----|
| Koch (2002) | 84 |
| Groom (1997) | 78 |
| Groom (1999) | 76 |
| Fingers (1974) | 76 |
| Balfour (2012) | 75 |
| Breslow (2010) | 75 |
| Bradford (2002) | 75 |
| Groom (1998) | 75 |
| Fingers (1975) | 75 |
| Wuertz (2009) | 74 |
| Lacey (1978) | 74 |

Complete Games

| | |
|------------------|----|
| Langford (1980) | 28 |
| Norris (1980) | 24 |
| Blue (1971) | 24 |
| Hunter (1974) | 23 |
| Keough (1980) | 20 |
| Blue (1976) | 20 |
| Langford (1981) | 18 |
| six players tied | 16 |

Wins

| | |
|--------------------|----|
| Welch (1990) | 27 |
| Hunter (1974) | 25 |
| Blue (1971) | 24 |
| Zito (2002) | 23 |
| Stewart (1990) | 22 |
| Norris (1980) | 22 |
| Blue (1975) | 22 |
| seven players tied | 21 |

Innings Pitched

| | |
|-----------------|-------|
| Hunter (1974) | 318.0 |
| Blue (1971) | 312.0 |
| Blue (1976) | 298.0 |
| Holtzman (1973) | 297.1 |
| Hunter (1972) | 295.0 |
| Langford (1980) | 290.0 |
| Norris (1980) | 284.0 |
| Blue (1974) | 282.0 |
| Blue (1977) | 280.0 |
| Blue (1975) | 278.0 |

Games Started

| | |
|-----------------|----|
| Hunter (1974) | 41 |
| Blue (1974) | 40 |
| Holtzman (1973) | 40 |
| Dobson (1970) | 40 |
| Hunter (1970) | 40 |
| Torrez (1976) | 39 |
| Blue (1971) | 39 |
| Blue (1977) | 38 |
| Blue (1975) | 38 |
| Holtzman (1975) | 38 |
| Holtzman (1974) | 38 |

Shutouts


| | |
|-----------------|---|
| Blue (1971) | 8 |
| Blue (1976) | 6 |
| Hunter (1974) | 6 |
| Nash (1968) | 6 |
| Hunter (1972) | 5 |
| Dobson (1970) | 5 |
| 10 players tied | 4 |

Losses

| | |
|------------------|----|
| Kingman (1980) | 20 |
| Blue (1977) | 19 |
| Langford (1977) | 19 |
| Keough (1982) | 18 |
| Keough (1979) | 17 |
| Holtzman (1974) | 17 |
| Candiotti (1998) | 16 |
| Langford (1982) | 16 |
| Langford (1979) | 16 |
| Smith (2008) | 16 |

Walks

| | |
|-----------------|-----|
| Odom (1969) | 112 |
| Stewart (1988) | 110 |
| Rijo (1986) | 108 |
| Holtzman (1975) | 108 |
| Moore (1991) | 105 |
| Stewart (1991) | 105 |
| Stewart (1987) | 105 |
| Blue (1973) | 105 |
| Moore (1992) | 103 |
| Appier (2000) | 102 |
| Plunk (1986) | 102 |



Vida Blue

Saves

| | |
|------------------|----|
| Eckersley (1992) | 51 |
| Eckersley (1990) | 48 |
| Eckersley (1988) | 45 |
| Koch (2002) | 44 |
| Foulke (2003) | 43 |
| Eckersley (1991) | 43 |
| Balfour (2013) | 38 |
| Street (2006) | 37 |
| Eckersley (1993) | 36 |
| Caudill (1984) | 36 |

Strikeouts

| | |
|--------------------|------------|
| Blue (1971) | 301 |
| Zito (2001) | 205 |
| Stottlemire (1995) | 205 |
| Stewart (1987) | 205 |
| Gonzalez (2011) | 197 |
| Haren (2007) | 192 |
| Stewart (1988) | 192 |
| Hunter (1972) | 191 |
| Blue (1975) | 189 |
| Gray (2014) | 183 |

ERA

| | |
|-----------------|------|
| Blue (1971) | 1.82 |
| Hunter (1972) | 2.04 |
| Nash (1968) | 2.28 |
| McCatty (1981) | 2.32 |
| Blue (1976) | 2.36 |
| Odom (1968) | 2.45 |
| Hunter (1974) | 2.49 |
| Torrez (1976) | 2.50 |
| Odom (1972) | 2.50 |
| Holtzman (1972) | 2.51 |

Won-Loss Percentage

| | | |
|---------------|------|------|
| Zito (2002) | 23-5 | .821 |
| Welch (1990) | 27-6 | .818 |
| Hunter (1973) | 21-5 | .808 |
| Hudson (2000) | 20-6 | .769 |
| Blue (1971) | 24-8 | .750 |
| Hunter (1972) | 21-7 | .750 |
| Colón (2013) | 18-6 | .750 |
| Dobson (1971) | 15-5 | .750 |
| Mulder (2002) | 19-7 | .731 |
| Davis (1989) | 19-7 | .731 |

(Min. 20 decisions)

RECORDS

LONGEST STREAKS BY OAKLAND A'S PITCHERS

Scoreless

| | |
|----|------------------------------|
| 37 | August 13 to August 17, 1983 |
| 29 | June 11 to June 14, 1968 |
| 29 | August 27 to August 31, 1996 |
| 29 | April 9 to April 12, 1978 |
| 29 | May 27 to May 30, 1976 |
| 29 | June 3 to June 5, 1972 |
| 29 | July 30 to August 2, 1972 |
| 29 | July 21 to July 24, 1968 |

Homerless

| | |
|-------|------------------------|
| 136.2 | June 19-July 4, 1974 |
| 96.0 | June 23-July 4, 1999 |
| 92.0 | July 28-August 6, 1970 |
| 91.2 | April 11-21, 1971 |
| 83.0 | June 24-July 2, 1978 |
| 80.0 | May 9-20, 1977 |
| 77.0 | May 21-31, 1977 |

ATHLETICS YEAR-BY-YEAR BATTING

| Year | AVG. | AB | R | H | 2B | 3B | HR | RBI | BB | SO | SH | SF | HP | SB | CS | SLG | OBP |
|---------------|-------------|---------------|--------------|--------------|--------------|-------------|-------------|--------------|--------------|-----|-------------|----|-------------|-------------|-----|-------------|-------------|
| 1901 | .289 | 4882 | 805 | 1409 | 239 | 87 | 35 | 665 | 301 | 344 | 78 | | 53 | 173 | | .395 | .337 |
| 1902 | .287 | 4762 | 775 | 1369 | 235 | 67 | 38 | 673 | 343 | 293 | 118 | | 38 | 201 | | .389 | .340 |
| 1903 | .264 | 4673 | 597 | 1236 | 227 | 68 | 32 | 502 | 268 | 513 | 101 | | 32 | 157 | | .363 | .309 |
| 1904 | .249 | 5088 | 557 | 1266 | 197 | 77 | 31 | 486 | 313 | 605 | 137 | | 41 | 137 | | .336 | .298 |
| 1905 | .255 | 5146 | 623 | 1310 | 256 | 51 | 24 | 511 | 376 | 644 | 165 | | 34 | 190 | | .338 | .310 |
| 1906 | .247 | 4883 | 561 | 1206 | 213 | 49 | 32 | 489 | 385 | | 157 | | 43 | 165 | | .330 | .308 |
| 1907 | .255 | 5010 | 582 | 1276 | 220 | 44 | 22 | 485 | 384 | | 176 | | 27 | 137 | | .329 | .311 |
| 1908 | .223 | 5065 | 486 | 1131 | 183 | 50 | 21 | 392 | 368 | | 177 | | 37 | 116 | | .292 | .281 |
| 1909 | .256 | 4906 | 605 | 1257 | 186 | 88 | 21 | 498 | 403 | | 248 | | 64 | 205 | | .343 | .321 |
| 1910 | .266 | 5154 | 673 | 1373 | 191 | 105 | 19 | 541 | 409 | | 196 | | 47 | 207 | | .355 | .326 |
| 1911 | .296 | 5199 | 861 | 1540 | 237 | 93 | 35 | 692 | 424 | | 232 | | 65 | 226 | | .398 | .357 |
| 1912 | .282 | 5111 | 779 | 1442 | 204 | 108 | 22 | 620 | 485 | | 201 | | 38 | 258 | | .377 | .349 |
| 1913 | .280 | 5044 | 794 | 1412 | 223 | 80 | 33 | 660 | 534 | 547 | 174 | | 65 | 221 | | .375 | .356 |
| 1914 | .272 | 5126 | 749 | 1392 | 165 | 80 | 29 | 627 | 545 | 517 | 218 | | 52 | 231 | 188 | .352 | .348 |
| 1915 | .237 | 5081 | 545 | 1204 | 183 | 72 | 16 | 440 | 436 | 634 | 137 | | 54 | 127 | 89 | .311 | .304 |
| 1916 | .242 | 5010 | 447 | 1212 | 169 | 65 | 19 | 380 | 406 | 631 | 157 | | 30 | 151 | | .313 | .303 |
| 1917 | .254 | 5109 | 529 | 1296 | 177 | 62 | 17 | 457 | 435 | 519 | 205 | | 33 | 112 | | .323 | .316 |
| 1918 | .243 | 4278 | 412 | 1039 | 124 | 44 | 22 | 356 | 343 | 485 | 124 | | 26 | 83 | | .308 | .303 |
| 1919 | .244 | 4730 | 457 | 1156 | 175 | 71 | 35 | 396 | 349 | 565 | 125 | | 30 | 103 | | .334 | .300 |
| 1920 | .252 | 5256 | 558 | 1324 | 220 | 49 | 44 | 470 | 353 | 593 | 169 | | 43 | 50 | 67 | .338 | .304 |
| 1921 | .274 | 5465 | 657 | 1497 | 256 | 64 | 82 | 601 | 424 | 565 | 136 | | 29 | 69 | 56 | .389 | .330 |
| 1922 | .270 | 5211 | 705 | 1409 | 229 | 63 | 111 | 631 | 437 | 591 | 170 | | 34 | 60 | 63 | .402 | .331 |
| 1923 | .271 | 5196 | 661 | 1407 | 229 | 64 | 53 | 577 | 445 | 517 | 172 | | 44 | 72 | 62 | .370 | .334 |
| 1924 | .281 | 5184 | 685 | 1459 | 251 | 59 | 63 | 608 | 374 | 482 | 157 | | 38 | 79 | 66 | .389 | .334 |
| 1925 | .307 | 5399 | 831 | 1659 | 298 | 79 | 76 | 767 | 453 | 432 | 187 | | 31 | 67 | 59 | .434 | .364 |
| 1926 | .269 | 5046 | 677 | 1359 | 259 | 65 | 61 | 619 | 523 | 452 | 238 | | 26 | 56 | 46 | .383 | .341 |
| 1927 | .303 | 5296 | 841 | 1606 | 281 | 70 | 56 | 767 | 551 | 326 | 219 | | 30 | 101 | 63 | .414 | .372 |
| 1928 | .295 | 5226 | 829 | 1540 | 323 | 75 | 89 | 759 | 533 | 442 | 196 | | 37 | 59 | 48 | .436 | .364 |
| 1929 | .296 | 5204 | 901 | 1539 | 288 | 76 | 122 | 845 | 543 | 440 | 214 | | 29 | 61 | 38 | .451 | .365 |
| 1930 | .294 | 5345 | 951 | 1573 | 319 | 74 | 125 | 895 | 599 | 531 | 188 | | 31 | 48 | 33 | .452 | .369 |
| 1931 | .287 | 5377 | 858 | 1544 | 311 | 64 | 118 | 798 | 528 | 543 | 178 | | 35 | 25 | 23 | .435 | .355 |
| 1932 | .290 | 5537 | 981 | 1606 | 303 | 52 | 172 | 923 | 647 | 630 | 94 | | 21 | 38 | 23 | .457 | .366 |
| 1933 | .285 | 5330 | 875 | 1519 | 297 | 57 | 139 | 831 | 625 | 618 | 80 | | 15 | 34 | 34 | .440 | .362 |
| 1934 | .280 | 5317 | 764 | 1491 | 236 | 50 | 144 | 708 | 491 | 584 | 99 | | 13 | 57 | 35 | .425 | .343 |
| 1935 | .279 | 5269 | 710 | 1470 | 243 | 44 | 112 | 671 | 475 | 602 | 86 | | 17 | 43 | 35 | .406 | .341 |
| 1936 | .269 | 5373 | 714 | 1443 | 240 | 60 | 72 | 663 | 524 | 590 | 74 | | 19 | 59 | 43 | .376 | .336 |
| 1937 | .267 | 5228 | 699 | 1398 | 278 | 60 | 94 | 649 | 583 | 557 | 70 | | 5 | 95 | 48 | .397 | .341 |
| 1938 | .270 | 5229 | 726 | 1410 | 243 | 62 | 98 | 686 | 605 | 590 | 78 | | 22 | 65 | 53 | .396 | .348 |
| 1939 | .271 | 5309 | 711 | 1438 | 282 | 55 | 98 | 666 | 503 | 532 | 138 | | 15 | 60 | 34 | .400 | .336 |
| 1940 | .262 | 5304 | 703 | 1391 | 242 | 53 | 105 | 648 | 556 | 656 | 69 | | 19 | 48 | 33 | .387 | .334 |
| 1941 | .268 | 5336 | 713 | 1431 | 240 | 69 | 85 | 660 | 574 | 588 | 76 | | 8 | 27 | 36 | .387 | .340 |
| 1942 | .249 | 5285 | 549 | 1315 | 213 | 46 | 33 | 517 | 440 | 490 | 74 | | 23 | 44 | 45 | .325 | .309 |
| 1943 | .232 | 5244 | 497 | 1219 | 174 | 44 | 26 | 462 | 430 | 465 | 95 | | 29 | 55 | 42 | .297 | .294 |
| 1944 | .257 | 5312 | 525 | 1364 | 169 | 47 | 36 | 475 | 422 | 490 | 121 | | 17 | 42 | 32 | .327 | .314 |
| 1945 | .245 | 5296 | 494 | 1297 | 201 | 37 | 33 | 440 | 449 | 463 | 96 | | 19 | 25 | 45 | .316 | .306 |
| 1946 | .253 | 5200 | 529 | 1317 | 220 | 51 | 40 | 481 | 482 | 594 | 105 | | 9 | 39 | 30 | .338 | .318 |
| 1947 | .252 | 5198 | 633 | 1311 | 218 | 52 | 61 | 581 | 605 | 563 | 144 | | 24 | 37 | 33 | .349 | .333 |
| 1948 | .260 | 5181 | 729 | 1345 | 231 | 47 | 68 | 685 | 726 | 523 | 120 | | 22 | 40 | 32 | .362 | .353 |
| 1949 | .260 | 5123 | 726 | 1331 | 214 | 49 | 82 | 680 | 783 | 493 | 117 | | 25 | 36 | 25 | .369 | .361 |
| 1950 | .261 | 5212 | 670 | 1361 | 204 | 53 | 100 | 627 | 685 | 493 | 73 | | 23 | 42 | 25 | .378 | .349 |
| 1951 | .262 | 5277 | 736 | 1381 | 262 | 43 | 102 | 685 | 677 | 565 | 61 | | 34 | 47 | 36 | .386 | .349 |
| 1952 | .253 | 5163 | 664 | 1305 | 212 | 35 | 89 | 634 | 683 | 561 | 102 | | 27 | 52 | 43 | .359 | .343 |
| 1953 | .256 | 5455 | 632 | 1398 | 205 | 38 | 116 | 588 | 498 | 602 | 51 | | 24 | 41 | 24 | .372 | .321 |
| 1954 | .236 | 5206 | 542 | 1228 | 191 | 41 | 94 | 503 | 504 | 677 | 54 | 31 | 28 | 30 | 29 | .342 | .305 |
| Phila. | .266 | 278846 | 36513 | 74211 | 12386 | 3308 | 3502 | 32670 | 26237 | | 7327 | | 1674 | 5003 | | .372 | .333 |
| 1955 | .261 | 5335 | 638 | 1395 | 189 | 46 | 121 | 593 | 463 | 725 | 57 | 34 | 26 | 22 | 36 | .382 | .322 |
| 1956 | .252 | 5256 | 619 | 1325 | 204 | 41 | 112 | 581 | 480 | 727 | 67 | 37 | 20 | 40 | 30 | .370 | .315 |
| 1957 | .244 | 5170 | 563 | 1262 | 195 | 40 | 166 | 535 | 364 | 760 | 62 | 36 | 24 | 35 | 27 | .394 | .295 |
| 1958 | .247 | 5261 | 642 | 1297 | 196 | 50 | 138 | 605 | 452 | 747 | 64 | 43 | 25 | 22 | 36 | .381 | .307 |
| 1959 | .263 | 5264 | 681 | 1383 | 231 | 43 | 117 | 638 | 481 | 780 | 69 | 38 | 33 | 34 | 24 | .390 | .326 |
| 1960 | .249 | 5226 | 615 | 1303 | 212 | 34 | 110 | 566 | 513 | 744 | 75 | 32 | 12 | 16 | 11 | .366 | .316 |
| 1961 | .247 | 5423 | 683 | 1342 | 216 | 47 | 90 | 632 | 580 | 772 | 89 | 47 | 25 | 58 | 22 | .354 | .320 |

| Year | AVG. | AB | R | H | 2B | 3B | HR | RBI | BB | SO | SH | SF | HP | SB | CS | SLG | OBP |
|-------------|-------------|---------------|--------------|--------------|--------------|-------------|-------------|--------------|--------------|--------------|-------------|-------------|-------------|-------------|-------------|-------------|-------------|
| 1962 | .263 | 5576 | 745 | 1467 | 220 | 58 | 116 | 691 | 556 | 803 | 78 | 50 | 42 | 76 | 21 | .386 | .332 |
| 1963 | .247 | 5495 | 615 | 1356 | 225 | 38 | 95 | 582 | 529 | 829 | 77 | 46 | 25 | 47 | 26 | .353 | .313 |
| 1964 | .239 | 5524 | 621 | 1321 | 216 | 29 | 166 | 594 | 548 | 1104 | 53 | 25 | 42 | 34 | 20 | .379 | .311 |
| 1965 | .240 | 5393 | 585 | 1294 | 186 | 59 | 110 | 546 | 521 | 1020 | 74 | 35 | 35 | 110 | 51 | .358 | .309 |
| 1966 | .236 | 5328 | 564 | 1259 | 212 | 56 | 70 | 509 | 421 | 982 | 71 | 27 | 26 | 132 | 50 | .337 | .294 |
| 1967 | .233 | 5349 | 533 | 1244 | 212 | 50 | 69 | 481 | 452 | 1019 | 59 | 36 | 42 | 132 | 59 | .330 | .296 |
| K.C. | .248 | 69600 | 8104 | 17248 | 2714 | 591 | 1480 | 7553 | 6360 | 11012 | 895 | 486 | 377 | 758 | 413 | .368 | .312 |
| 1968 | .240 | 5406 | 569 | 1300 | 192 | 40 | 94 | 522 | 472 | 1022 | 78 | 35 | 35 | 147 | 61 | .343 | .304 |
| 1969 | .249 | 5614 | 740 | 1400 | 210 | 28 | 148 | 680 | 617 | 953 | 74 | 35 | 63 | 100 | 39 | .376 | .328 |
| 1970 | .249 | 5376 | 678 | 1338 | 208 | 24 | 171 | 630 | 584 | 977 | 73 | 36 | 36 | 131 | 68 | .392 | .325 |
| 1971 | .252 | 5494 | 691 | 1383 | 195 | 25 | 160 | 642 | 542 | 1018 | 80 | 38 | 37 | 80 | 53 | .384 | .321 |
| 1972 | .240 | 5200 | 604 | 1248 | 195 | 29 | 134 | 565 | 463 | 886 | 100 | 36 | 47 | 87 | 48 | .366 | .306 |
| 1973 | .260 | 5507 | 758 | 1431 | 216 | 28 | 147 | 714 | 595 | 919 | 67 | 53 | 35 | 128 | 57 | .389 | .333 |
| 1974 | .247 | 5331 | 689 | 1315 | 205 | 37 | 132 | 637 | 568 | 876 | 60 | 51 | 38 | 164 | 93 | .373 | .321 |
| 1975 | .254 | 5415 | 758 | 1376 | 220 | 33 | 151 | 703 | 609 | 846 | 74 | 35 | 51 | 183 | 82 | .391 | .333 |
| 1976 | .246 | 5353 | 686 | 1319 | 208 | 33 | 113 | 625 | 592 | 818 | 58 | 58 | 45 | 341 | 123 | .361 | .323 |
| 1977 | .240 | 5358 | 605 | 1284 | 176 | 37 | 117 | 548 | 516 | 910 | 64 | 46 | 36 | 176 | 89 | .352 | .308 |
| 1978 | .245 | 5321 | 532 | 1304 | 200 | 31 | 100 | 492 | 433 | 800 | 108 | 27 | 25 | 144 | 117 | .351 | .303 |
| 1979 | .239 | 5348 | 573 | 1276 | 188 | 32 | 108 | 541 | 482 | 751 | 75 | 46 | 20 | 104 | 69 | .346 | .302 |
| 1980 | .259 | 5495 | 686 | 1424 | 212 | 35 | 137 | 635 | 506 | 824 | 99 | 41 | 19 | 175 | 82 | .385 | .322 |
| 1981 | .247 | 3677 | 458 | 910 | 119 | 26 | 104 | 430 | 342 | 647 | 46 | 32 | 16 | 98 | 47 | .379 | .312 |
| 1982 | .236 | 5448 | 691 | 1286 | 211 | 27 | 149 | 659 | 582 | 948 | 50 | 54 | 20 | 232 | 87 | .367 | .309 |
| 1983 | .262 | 5516 | 708 | 1447 | 237 | 28 | 121 | 662 | 524 | 872 | 55 | 62 | 31 | 235 | 98 | .381 | .326 |
| 1984 | .259 | 5457 | 738 | 1415 | 257 | 29 | 158 | 697 | 568 | 871 | 37 | 77 | 22 | 145 | 64 | .404 | .327 |
| 1985 | .264 | 5581 | 757 | 1475 | 230 | 34 | 155 | 690 | 508 | 861 | 63 | 47 | 16 | 117 | 58 | .401 | .325 |
| 1986 | .252 | 5435 | 731 | 1370 | 213 | 25 | 163 | 683 | 553 | 983 | 56 | 51 | 32 | 139 | 61 | .390 | .322 |
| 1987 | .260 | 5511 | 806 | 1432 | 263 | 33 | 199 | 761 | 593 | 1056 | 50 | 48 | 36 | 140 | 63 | .428 | .333 |
| 1988 | .263 | 5602 | 800 | 1474 | 251 | 22 | 156 | 752 | 580 | 926 | 54 | 55 | 65 | 129 | 54 | .399 | .336 |
| 1989 | .261 | 5416 | 712 | 1414 | 220 | 25 | 127 | 659 | 562 | 855 | 36 | 62 | 34 | 157 | 55 | .381 | .331 |
| 1990 | .254 | 5433 | 733 | 1379 | 209 | 22 | 164 | 693 | 651 | 992 | 60 | 48 | 46 | 141 | 54 | .391 | .336 |
| 1991 | .248 | 5410 | 760 | 1342 | 246 | 19 | 159 | 716 | 642 | 981 | 41 | 49 | 50 | 151 | 64 | .389 | .331 |
| 1992 | .258 | 5387 | 745 | 1389 | 219 | 24 | 142 | 693 | 707 | 831 | 72 | 59 | 49 | 143 | 59 | .386 | .346 |
| 1993 | .254 | 5543 | 715 | 1408 | 260 | 21 | 158 | 679 | 622 | 1048 | 46 | 49 | 33 | 131 | 59 | .394 | .330 |
| 1994 | .260 | 3885 | 549 | 1009 | 178 | 13 | 113 | 515 | 417 | 686 | 24 | 51 | 18 | 91 | 39 | .399 | .330 |
| 1995 | .264 | 4916 | 730 | 1296 | 228 | 18 | 169 | 694 | 565 | 911 | 32 | 58 | 45 | 112 | 46 | .420 | .341 |
| 1996 | .265 | 5630 | 861 | 1492 | 283 | 21 | 243 | 823 | 640 | 1114 | 35 | 39 | 58 | 58 | 35 | .452 | .344 |
| 1997 | .260 | 5589 | 764 | 1451 | 274 | 23 | 197 | 714 | 642 | 1181 | 49 | 40 | 49 | 71 | 36 | .423 | .339 |
| 1998 | .257 | 5490 | 804 | 1413 | 295 | 13 | 149 | 755 | 633 | 1122 | 58 | 46 | 55 | 131 | 47 | .397 | .338 |
| 1999 | .259 | 5519 | 893 | 1430 | 287 | 20 | 235 | 845 | 770 | 1129 | 39 | 41 | 71 | 70 | 37 | .446 | .355 |
| 2000 | .270 | 5560 | 947 | 1501 | 281 | 23 | 239 | 908 | 750 | 1159 | 26 | 44 | 52 | 40 | 15 | .458 | .360 |
| 2001 | .264 | 5573 | 884 | 1469 | 334 | 22 | 199 | 835 | 640 | 1021 | 25 | 59 | 88 | 68 | 29 | .439 | .345 |
| 2002 | .261 | 5558 | 800 | 1450 | 279 | 28 | 205 | 772 | 609 | 1008 | 20 | 36 | 68 | 46 | 20 | .432 | .339 |
| 2003 | .254 | 5497 | 768 | 1398 | 317 | 24 | 176 | 742 | 556 | 898 | 22 | 53 | 59 | 48 | 14 | .417 | .327 |
| 2004 | .270 | 5728 | 793 | 1545 | 336 | 15 | 189 | 752 | 608 | 1061 | 25 | 43 | 55 | 47 | 22 | .433 | .343 |
| 2005 | .262 | 5627 | 772 | 1476 | 310 | 20 | 155 | 739 | 537 | 819 | 19 | 40 | 52 | 31 | 22 | .407 | .330 |
| 2006 | .260 | 5500 | 771 | 1429 | 266 | 22 | 175 | 735 | 650 | 976 | 25 | 56 | 50 | 61 | 20 | .412 | .340 |
| 2007 | .256 | 5577 | 741 | 1430 | 295 | 16 | 171 | 711 | 664 | 1119 | 18 | 56 | 49 | 52 | 20 | .407 | .338 |
| 2008 | .242 | 5451 | 646 | 1318 | 270 | 23 | 125 | 610 | 574 | 1226 | 30 | 35 | 48 | 88 | 21 | .369 | .318 |
| 2009 | .262 | 5584 | 759 | 1464 | 307 | 21 | 135 | 723 | 527 | 1046 | 31 | 54 | 50 | 133 | 48 | .397 | .328 |
| 2010 | .256 | 5448 | 663 | 1396 | 276 | 30 | 109 | 619 | 527 | 1061 | 43 | 51 | 47 | 156 | 38 | .378 | .324 |
| 2011 | .244 | 5452 | 645 | 1330 | 280 | 29 | 114 | 612 | 509 | 1094 | 34 | 57 | 50 | 117 | 43 | .369 | .311 |
| 2012 | .238 | 5527 | 713 | 1315 | 267 | 32 | 195 | 676 | 550 | 1387 | 27 | 34 | 45 | 122 | 32 | .404 | .310 |
| 2013 | .254 | 5521 | 767 | 1403 | 301 | 25 | 186 | 725 | 573 | 1178 | 21 | 49 | 45 | 74 | 28 | .419 | .327 |
| 2014 | .244 | 5545 | 729 | 1354 | 253 | 33 | 146 | 686 | 586 | 1104 | 19 | 43 | 49 | 83 | 20 | .381 | .320 |
| 2015 | .251 | 5600 | 694 | 1405 | 277 | 46 | 146 | 661 | 475 | 1119 | 14 | 38 | 40 | 78 | 29 | .395 | .312 |
| 2016 | .246 | 5500 | 653 | 1352 | 270 | 21 | 169 | 634 | 442 | 1145 | 13 | 34 | 33 | 50 | 23 | .395 | .304 |
| Oak. | .254 | 264911 | 35269 | 67265 | 12024 | 1285 | 7607 | 33194 | 27857 | 48035 | 2325 | 2287 | 2113 | 5745 | 2488 | .395 | .327 |

| Year | AVG. | AB | R | H | 2B | 3B | HR | RBI | BB | SH | HP | SB | SLG | OBP |
|---------------|-------------|---------------|--------------|---------------|--------------|-------------|--------------|--------------|--------------|--------------|-------------|--------------|-------------|-------------|
| Totals | .259 | 613357 | 79886 | 158724 | 27124 | 5184 | 12589 | 73417 | 60454 | 10547 | 4164 | 11506 | .381 | .328 |

ATHLETICS YEAR-BY-YEAR PITCHING

| Year | ERA | CG | SV | SHO | IP | H | R | ER | HR | BB | SO | HB | WP | OPP. AVG. |
|---------------|-------------|-------------|----|------------|----------------|--------------|--------------|--------------|-------------|--------------|--------------|-------------|-------------|-----------|
| 1901 | 4.00 | 124 | | 6 | 1200.2 | 1346 | 761 | 534 | 20 | 374 | 350 | 59 | 40 | .280 |
| 1902 | 3.29 | 114 | | 5 | 1216.1 | 1292 | 636 | 444 | 33 | 368 | 455 | 63 | 29 | .273 |
| 1903 | 2.98 | 112 | | 10 | 1207.1 | 1124 | 519 | 400 | 20 | 315 | 728 | 71 | 38 | .249 |
| 1904 | 2.35 | 136 | | 26 | 1361.1 | 1149 | 503 | 355 | 13 | 366 | 887 | 63 | 23 | .227 |
| 1905 | 2.19 | 117 | | 19 | 1383.1 | 1137 | 492 | 337 | 21 | 409 | 895 | 63 | 40 | .228 |
| 1906 | 2.60 | 107 | | 19 | 1322.0 | 1135 | 543 | 382 | 9 | 425 | 749 | 57 | 30 | .235 |
| 1907 | 2.35 | 106 | | 27 | 1354.2 | 1106 | 511 | 353 | 13 | 378 | 789 | 67 | 36 | .222 |
| 1908 | 2.56 | 102 | | 23 | 1400.1 | 1194 | 562 | 398 | 10 | 410 | 741 | 53 | 46 | .235 |
| 1909 | 1.93 | 110 | | 27 | 1378.0 | 1069 | 408 | 296 | 9 | 386 | 728 | 62 | 31 | .218 |
| 1910 | 1.79 | 123 | | 24 | 1421.2 | 1103 | 441 | 282 | 8 | 450 | 789 | 55 | 42 | .221 |
| 1911 | 3.01 | 97 | | 13 | 1375.2 | 1343 | 601 | 460 | 17 | 487 | 739 | 81 | 34 | .265 |
| 1912 | 3.32 | 95 | | 11 | 1357.0 | 1273 | 658 | 501 | 12 | 518 | 601 | 57 | 30 | .258 |
| 1913 | 3.19 | 69 | | 17 | 1351.1 | 1200 | 592 | 479 | 24 | 532 | 630 | 39 | 48 | .229 |
| 1914 | 2.78 | 89 | | 24 | 1404.0 | 1264 | 529 | 433 | 18 | 521 | 720 | 28 | 37 | .249 |
| 1915 | 4.29 | 78 | | 6 | 1348.1 | 1358 | 888 | 643 | 22 | 827 | 588 | 57 | 68 | .278 |
| 1916 | 3.92 | 94 | | 11 | 1343.2 | 1311 | 776 | 585 | 26 | 715 | 575 | 31 | 53 | .267 |
| 1917 | 3.27 | 80 | | 8 | 1365.2 | 1310 | 691 | 496 | 23 | 562 | 516 | 23 | 37 | .250 |
| 1918 | 3.22 | 80 | | 13 | 1156.0 | 1106 | 538 | 413 | 13 | 486 | 277 | 35 | 20 | .264 |
| 1919 | 4.26 | 72 | | 1 | 1239.1 | 1371 | 742 | 587 | 44 | 503 | 417 | 29 | 25 | .290 |
| 1920 | 3.93 | 79 | | 6 | 1380.1 | 1612 | 834 | 602 | 56 | 461 | 423 | 40 | 27 | .300 |
| 1921 | 4.61 | 75 | | 2 | 1400.1 | 1645 | 894 | 717 | 85 | 548 | 431 | 32 | 34 | .300 |
| 1922 | 4.59 | 73 | | 4 | 1362.1 | 1573 | 830 | 695 | 107 | 469 | 373 | 32 | 22 | .297 |
| 1923 | 4.08 | 65 | | 7 | 1364.2 | 1465 | 761 | 619 | 68 | 550 | 400 | 23 | 23 | .280 |
| 1924 | 4.39 | 68 | | 8 | 1345.0 | 1527 | 778 | 656 | 43 | 597 | 371 | 28 | 19 | .292 |
| 1925 | 3.87 | 61 | | 8 | 1381.2 | 1468 | 713 | 594 | 60 | 544 | 495 | 36 | 30 | .276 |
| 1926 | 3.00 | 62 | | 10 | 1346.0 | 1362 | 570 | 448 | 38 | 451 | 571 | 31 | 22 | .268 |
| 1927 | 3.97 | 66 | | 8 | 1384.0 | 1467 | 726 | 611 | 65 | 442 | 553 | 36 | 18 | .278 |
| 1928 | 3.36 | 81 | | 15 | 1367.2 | 1349 | 615 | 511 | 66 | 424 | 607 | 22 | 19 | .256 |
| 1929 | 3.44 | 70 | | 9 | 1357.0 | 1371 | 615 | 519 | 73 | 487 | 573 | 15 | 28 | .264 |
| 1930 | 4.28 | 72 | | 8 | 1371.0 | 1457 | 751 | 652 | 84 | 488 | 672 | 20 | 25 | .274 |
| 1931 | 3.47 | 97 | | 12 | 1365.1 | 1342 | 626 | 526 | 73 | 457 | 574 | 9 | 20 | .258 |
| 1932 | 4.45 | 95 | | 10 | 1386.0 | 1477 | 752 | 686 | 112 | 511 | 595 | 18 | 21 | .271 |
| 1933 | 4.81 | 69 | | 6 | 1343.2 | 1523 | 853 | 718 | 77 | 644 | 423 | 17 | 33 | .283 |
| 1934 | 5.01 | 68 | | 8 | 1337.0 | 1429 | 838 | 745 | 84 | 693 | 480 | 23 | 33 | .275 |
| 1935 | 5.12 | 58 | | 7 | 1326.1 | 1486 | 869 | 754 | 73 | 704 | 469 | 25 | 35 | .285 |
| 1936 | 6.08 | 68 | | 3 | 1352.1 | 1645 | 1045 | 913 | 131 | 696 | 405 | 24 | 67 | .300 |
| 1937 | 4.85 | 65 | | 6 | 1335.0 | 1490 | 854 | 720 | 105 | 613 | 469 | 17 | 40 | .281 |
| 1938 | 5.48 | 56 | | 4 | 1324.0 | 1573 | 956 | 806 | 142 | 599 | 473 | 18 | 28 | .292 |
| 1939 | 5.79 | 50 | | 6 | 1342.2 | 1687 | 1022 | 864 | 148 | 579 | 397 | 19 | 35 | .307 |
| 1940 | 5.22 | 72 | | 4 | 1345.0 | 1543 | 932 | 780 | 135 | 534 | 488 | 15 | 40 | .283 |
| 1941 | 4.83 | 64 | | 3 | 1365.1 | 1516 | 840 | 733 | 136 | 557 | 386 | 18 | 46 | .279 |
| 1942 | 4.45 | 67 | | 5 | 1374.2 | 1404 | 801 | 679 | 89 | 639 | 546 | 21 | 35 | .263 |
| 1943 | 4.05 | 73 | | 5 | 1394.0 | 1421 | 717 | 627 | 73 | 536 | 503 | 35 | 24 | .265 |
| 1944 | 3.26 | 72 | | 10 | 1397.1 | 1345 | 594 | 506 | 58 | 390 | 534 | 31 | 30 | .252 |
| 1945 | 3.62 | 65 | | 11 | 1381.0 | 1380 | 638 | 556 | 55 | 571 | 531 | 22 | 18 | .262 |
| 1946 | 3.90 | 61 | | 10 | 1342.2 | 1371 | 680 | 582 | 83 | 577 | 562 | 25 | 13 | .264 |
| 1947 | 3.51 | 70 | | 12 | 1391.1 | 1291 | 614 | 543 | 85 | 597 | 493 | 14 | 14 | .247 |
| 1948 | 4.43 | 74 | | 7 | 1368.2 | 1456 | 735 | 673 | 86 | 638 | 486 | 15 | 35 | .275 |
| 1949 | 4.23 | 85 | | 9 | 1365.0 | 1359 | 725 | 642 | 105 | 758 | 490 | 19 | 33 | .263 |
| 1950 | 5.49 | 50 | | 3 | 1346.1 | 1528 | 913 | 821 | 138 | 729 | 466 | 31 | 39 | .287 |
| 1951 | 4.47 | 52 | | 7 | 1358.0 | 1421 | 745 | 674 | 109 | 569 | 437 | 32 | 30 | .272 |
| 1952 | 4.15 | 73 | | 11 | 1384.1 | 1402 | 723 | 639 | 113 | 526 | 562 | 35 | 21 | .263 |
| 1953 | 4.67 | 51 | | 7 | 1409.0 | 1475 | 799 | 731 | 121 | 594 | 566 | 57 | 51 | .271 |
| 1954 | 5.18 | 49 | | 3 | 1371.1 | 1523 | 875 | 789 | 141 | 685 | 555 | 39 | 40 | .285 |
| Phila. | 3.91 | 4281 | | 544 | 72953.0 | 74574 | 38624 | 31709 | 3572 | 28889 | 29533 | 1887 | 1755 | |
| 1955 | 5.35 | 29 | | 9 | 1382.0 | 1486 | 911 | 822 | 175 | 707 | 572 | 42 | 36 | .278 |
| 1956 | 4.86 | 30 | | 3 | 1370.1 | 1424 | 831 | 740 | 187 | 679 | 636 | 42 | 38 | .271 |
| 1957 | 4.19 | 26 | | 6 | 1369.2 | 1344 | 710 | 637 | 153 | 565 | 626 | 25 | 45 | .260 |
| 1958 | 4.15 | 42 | | 9 | 1398.1 | 1405 | 713 | 645 | 150 | 467 | 721 | 28 | 31 | .262 |
| 1959 | 4.35 | 44 | | 8 | 1360.2 | 1452 | 760 | 658 | 148 | 492 | 703 | 46 | 41 | .274 |
| 1960 | 4.38 | 44 | | 4 | 1374.0 | 1428 | 756 | 668 | 160 | 525 | 664 | 43 | 37 | .271 |

| Year | ERA | CG | SV | SHO | IP | H | R | ER | HR | BB | SO | HB | WP | OPP. AVG. |
|---------------|-------------|-------------|-------------|-----------------|----------------|--------------|--------------|--------------|--------------|--------------|--------------|-------------|-------------|-----------|
| 1961 | 4.74 | 32 | | 5 | 1415.0 | 1519 | 863 | 746 | 141 | 629 | 703 | 53 | 58 | .275 |
| 1962 | 4.79 | 32 | | 4 | 1434.0 | 1450 | 837 | 764 | 199 | 655 | 825 | 42 | 63 | .263 |
| 1963 | 3.92 | 35 | | 11 | 1458.0 | 1417 | 704 | 635 | 156 | 540 | 887 | 44 | 43 | .256 |
| 1964 | 4.71 | 18 | | 6 | 1455.2 | 1516 | 836 | 761 | 220 | 614 | 966 | 54 | 55 | .269 |
| 1965 | 4.24 | 18 | | 7 | 1433.0 | 1399 | 755 | 675 | 161 | 574 | 882 | 39 | 67 | .256 |
| 1966 | 3.56 | 19 | | 11 | 1435.0 | 1281 | 648 | 567 | 106 | 630 | 854 | 39 | 52 | .241 |
| 1967 | 3.68 | 26 | | 10 | 1428.0 | 1265 | 660 | 584 | 125 | 558 | 990 | 37 | 44 | .238 |
| K.C. | 4.37 | 395 | | 93 | 18131.2 | 18386 | 9984 | 8902 | 2081 | 7635 | 10029 | 534 | 610 | |
| 1968 | 2.94 | 45 | | 18 | 1455.2 | 1220 | 544 | 476 | 124 | 505 | 997 | 31 | 55 | .227 |
| 1969 | 3.71 | 42 | 36 | 14 | 1480.2 | 1356 | 678 | 611 | 163 | 586 | 887 | 39 | 55 | .245 |
| 1970 | 3.30 | 33 | 40 | 15 | 1442.2 | 1253 | 593 | 529 | 134 | 542 | 858 | 34 | 56 | .234 |
| 1971 | 3.05 | 57 | 36 | 18 | 1469.1 | 1229 | 564 | 498 | 131 | 501 | 999 | 33 | 37 | .228 |
| 1972 | 2.58 | 42 | 43 | 23 | 1417.2 | 1170 | 457 | 406 | 96 | 418 | 862 | 19 | 29 | .226 |
| 1973 | 3.29 | 46 | 41 | 16 | 1457.1 | 1311 | 615 | 532 | 143 | 494 | 797 | 30 | 52 | .241 |
| 1974 | 2.95 | 49 | 28 | 12 | 1439.2 | 1322 | 551 | 472 | 90 | 430 | 755 | 25 | 27 | .246 |
| 1975 | 3.27 | 36 | 44 | 10 | 1448.0 | 1267 | 606 | 526 | 102 | 523 | 784 | 37 | 47 | .236 |
| 1976 | 3.26 | 39 | 29 | 15 | 1459.1 | 1412 | 598 | 528 | 96 | 415 | 711 | 30 | 40 | .255 |
| 1977 | 4.04 | 32 | 25 | 4 | 1436.2 | 1459 | 749 | 645 | 145 | 560 | 788 | 24 | 55 | .265 |
| 1978 | 3.62 | 26 | 29 | 11 | 1433.1 | 1401 | 690 | 577 | 106 | 582 | 750 | 26 | 37 | .259 |
| 1979 | 4.75 | 41 | 20 | 4 | 1429.1 | 1606 | 860 | 754 | 147 | 654 | 726 | 49 | 72 | .288 |
| 1980 | 3.46 | 94 | 13 | 9 | 1471.2 | 1347 | 642 | 566 | 142 | 521 | 769 | 31 | 51 | .244 |
| 1981 | 3.30 | 60 | 10 | 11 | 1493.0 | 883 | 403 | 364 | 80 | 370 | 505 | 28 | 30 | .240 |
| 1982 | 4.54 | 42 | 22 | 6 | 1456.0 | 1506 | 819 | 735 | 177 | 648 | 697 | 30 | 58 | .268 |
| 1983 | 4.35 | 22 | 33 | 12 | 1454.1 | 1462 | 782 | 703 | 135 | 626 | 719 | 31 | 43 | .263 |
| 1984 | 4.48 | 15 | 44 | 6 | 1430.0 | 1554 | 796 | 712 | 155 | 592 | 695 | 35 | 47 | .278 |
| 1985 | 4.41 | 10 | 41 | 6 | 1453.0 | 1451 | 787 | 712 | 172 | 607 | 785 | 25 | 48 | .259 |
| 1986 | 4.31 | 22 | 37 | 8 | 1433.0 | 1334 | 760 | 686 | 166 | 667 | 937 | 34 | 62 | .247 |
| 1987 | 4.32 | 18 | 40 | 6 | 1445.2 | 1442 | 789 | 694 | 176 | 531 | 1042 | 36 | 52 | .258 |
| 1988 | 3.44 | 22 | 64 | 9 | 1489.1 | 1376 | 620 | 569 | 116 | 553 | 983 | 29 | 62 | .247 |
| 1989 | 3.09 | 17 | 57 | 20 | 1448.1 | 1287 | 576 | 497 | 103 | 510 | 930 | 28 | 71 | .239 |
| 1990 | 3.18 | 18 | 64 | 16 | 1456.0 | 1287 | 570 | 514 | 123 | 494 | 831 | 27 | 50 | .238 |
| 1991 | 4.57 | 14 | 49 | 10 | 1444.1 | 1425 | 776 | 734 | 155 | 655 | 892 | 55 | 60 | .260 |
| 1992 | 3.73 | 8 | 58 | 9 | 1447.0 | 1396 | 672 | 599 | 129 | 601 | 843 | 41 | 67 | .256 |
| 1993 | 4.90 | 8 | 42 | 2 | 1452.1 | 1551 | 846 | 791 | 157 | 680 | 864 | 49 | 39 | .276 |
| 1994 | 4.80 | 12 | 23 | 9 | 1003.1 | 979 | 589 | 535 | 128 | 510 | 732 | 34 | 42 | .257 |
| 1995 | 4.93 | 8 | 34 | 4 | 1273.0 | 1320 | 761 | 698 | 153 | 556 | 890 | 53 | 56 | .269 |
| 1996 | 5.20 | 7 | 34 | 5 | 1456.1 | 1638 | 900 | 841 | 205 | 644 | 884 | 52 | 60 | .287 |
| 1997 | 5.48 | 2 | 38 | 1 | 1445.1 | 1734 | 946 | 880 | 197 | 642 | 953 | 64 | 51 | .301 |
| 1998 | 4.81 | 12 | 39 | 4 | 1434.0 | 1555 | 866 | 766 | 179 | 529 | 922 | 56 | 68 | .276 |
| 1999 | 4.69 | 6 | 48 | 5 | 1438.1 | 1537 | 846 | 750 | 160 | 569 | 967 | 54 | 57 | .274 |
| 2000 | 4.58 | 7 | 43 | 11 | 1435.1 | 1535 | 813 | 730 | 158 | 615 | 963 | 48 | 46 | .274 |
| 2001 | 3.59 | 13 | 44 | 9 | 1463.1 | 1384 | 645 | 583 | 153 | 440 | 1117 | 46 | 42 | .249 |
| 2002 | 3.68 | 9 | 48 | 19 | 1452.0 | 1391 | 654 | 593 | 135 | 474 | 1021 | 62 | 40 | .252 |
| 2003 | 3.63 | 16 | 48 | 14 | 1441.2 | 1336 | 643 | 582 | 140 | 499 | 1018 | 54 | 41 | .246 |
| 2004 | 4.17 | 10 | 35 | 8 | 1471.1 | 1466 | 742 | 682 | 164 | 544 | 1034 | 68 | 39 | .262 |
| 2005 | 3.69 | 9 | 38 | 12 | 1450.1 | 1315 | 658 | 594 | 154 | 504 | 1075 | 60 | 41 | .241 |
| 2006 | 4.21 | 5 | 54 | 11 | 1451.2 | 1525 | 727 | 679 | 162 | 529 | 1003 | 55 | 43 | .272 |
| 2007 | 4.28 | 4 | 36 | 9 | 1448.0 | 1468 | 758 | 689 | 138 | 530 | 1036 | 43 | 52 | .263 |
| 2008 | 4.01 | 4 | 33 | 7 | 1435.0 | 1364 | 690 | 640 | 135 | 576 | 1061 | 54 | 30 | .253 |
| 2009 | 4.26 | 2 | 38 | 10 | 1447.1 | 1486 | 761 | 685 | 156 | 523 | 1124 | 36 | 43 | .265 |
| 2010 | 3.56 | 7 | 38 | 17 | 1431.2 | 1315 | 626 | 566 | 153 | 512 | 1070 | 38 | 42 | .245 |
| 2011 | 3.71 | 6 | 39 | 12 | 1447.2 | 1380 | 679 | 597 | 136 | 519 | 1160 | 41 | 53 | .250 |
| 2012 | 3.48 | 1 | 47 | 13 | 1470.0 | 1360 | 614 | 569 | 147 | 462 | 1136 | 46 | 40 | .245 |
| 2013 | 3.56 | 6 | 46 | 13 | 1452.0 | 1339 | 625 | 574 | 163 | 428 | 1183 | 35 | 56 | .242 |
| 2014 | 3.22 | 7 | 31 | 13 | 1463.1 | 1269 | 572 | 524 | 147 | 406 | 1244 | 48 | 59 | .233 |
| 2015 | 4.14 | 5 | 28 | 15 | 1444.2 | 1402 | 729 | 664 | 172 | 474 | 1179 | 47 | 62 | .254 |
| 2016 | 4.51 | 2 | 42 | 7 | 1433.1 | 1459 | 761 | 718 | 185 | 464 | 1188 | 50 | 70 | .263 |
| Oak. | 3.93 | 1018 | 1849 | 518 | 69932.2 | 67864 | 33948 | 30569 | 7083 | 26214 | 45366 | 2000 | 2435 | |
| Year | ERA | CG | SHO | IP | H | R | ER | HR | BB | SO | HB | WP | | |
| Totals | 3.97 | 5694 | 1155 | 161199.1 | 160824 | 82556 | 71180 | 12736 | 62738 | 84928 | 4421 | 4800 | | |

ATHLETICS YEAR-BY-YEAR FIELDING

| Year | AVG. | G | PO | A | E | TC | DP | TP | PB |
|---------------|-------------|-------------|---------------|--------------|--------------|---------------|-------------|-----------|------------|
| 1901 | .942 | 137 | 3600 | 1903 | 337 | 5840 | 93 | 0 | 23 |
| 1902 | .953 | 137 | 3646 | 1819 | 270 | 5735 | 75 | 0 | 13 |
| 1903 | .960 | 137 | 3618 | 1613 | 217 | 5448 | 66 | 0 | 20 |
| 1904 | .959 | 155 | 4080 | 1835 | 250 | 6165 | 67 | 0 | 21 |
| 1905 | .957 | 152 | 4101 | 1746 | 265 | 6112 | 64 | 0 | 21 |
| 1906 | .955 | 149 | 3941 | 1728 | 267 | 5936 | 86 | 1 | 17 |
| 1907 | .958 | 150 | 4046 | 1959 | 263 | 6268 | 67 | 0 | 14 |
| 1908 | .957 | 157 | 4158 | 1886 | 272 | 6316 | 68 | 1 | 20 |
| 1909 | .961 | 153 | 4105 | 1894 | 245 | 6244 | 92 | 1 | 14 |
| 1910 | .965 | 155 | 4255 | 2001 | 230 | 6486 | 117 | 0 | 10 |
| 1911 | .964 | 152 | 4121 | 1896 | 225 | 6242 | 100 | 0 | 14 |
| 1912 | .959 | 153 | 4100 | 2023 | 263 | 6386 | 115 | 0 | 17 |
| 1913 | .966 | 153 | 4048 | 1958 | 212 | 6218 | 108 | 1 | 13 |
| 1914 | .966 | 158 | 4198 | 1938 | 213 | 6349 | 116 | 1 | 25 |
| 1915 | .947 | 154 | 4044 | 2023 | 338 | 6405 | 118 | 0 | 17 |
| 1916 | .951 | 154 | 4021 | 2126 | 314 | 6461 | 126 | 0 | 19 |
| 1917 | .961 | 154 | 4078 | 2064 | 251 | 6393 | 106 | 0 | 17 |
| 1918 | .959 | 130 | 3458 | 1850 | 228 | 5536 | 136 | 0 | 7 |
| 1919 | .956 | 140 | 3702 | 1902 | 257 | 5861 | 96 | 1 | 9 |
| 1920 | .959 | 156 | 4120 | 2173 | 266 | 6559 | 125 | 0 | 13 |
| 1921 | .958 | 155 | 4182 | 2005 | 274 | 6461 | 144 | 0 | 14 |
| 1922 | .966 | 155 | 4072 | 1978 | 215 | 6265 | 118 | 1 | 16 |
| 1923 | .964 | 153 | 4064 | 1935 | 221 | 6220 | 127 | 1 | 23 |
| 1924 | .971 | 152 | 4025 | 1943 | 180 | 6148 | 157 | 0 | 12 |
| 1925 | .966 | 153 | 4117 | 1931 | 211 | 6259 | 148 | 0 | 13 |
| 1926 | .972 | 150 | 4041 | 1869 | 171 | 6081 | 131 | 1 | 10 |
| 1927 | .970 | 155 | 4161 | 1897 | 190 | 6248 | 124 | 1 | 10 |
| 1928 | .970 | 153 | 4107 | 1728 | 181 | 6016 | 124 | 0 | 10 |
| 1929 | .975 | 151 | 4065 | 1587 | 146 | 5798 | 117 | 0 | 10 |
| 1930 | .976 | 154 | 4127 | 1651 | 145 | 5923 | 121 | 0 | 11 |
| 1931 | .976 | 153 | 4088 | 1614 | 141 | 5843 | 151 | 0 | 10 |
| 1932 | .979 | 154 | 4160 | 1736 | 124 | 6020 | 142 | 0 | 15 |
| 1933 | .966 | 152 | 4032 | 1750 | 203 | 5985 | 121 | 0 | 9 |
| 1934 | .967 | 153 | 4012 | 1809 | 196 | 6017 | 166 | 0 | 12 |
| 1935 | .967 | 149 | 3964 | 1690 | 190 | 5844 | 150 | 0 | 11 |
| 1936 | .965 | 154 | 4061 | 1773 | 209 | 6043 | 152 | 0 | 21 |
| 1937 | .967 | 154 | 4002 | 1725 | 198 | 5925 | 150 | 0 | 15 |
| 1938 | .965 | 154 | 3964 | 1637 | 206 | 5807 | 119 | 0 | 15 |
| 1939 | .965 | 153 | 4028 | 1678 | 210 | 5916 | 131 | 0 | 14 |
| 1940 | .960 | 154 | 4035 | 1667 | 238 | 5940 | 131 | 0 | 15 |
| 1941 | .967 | 154 | 4095 | 1733 | 200 | 6028 | 150 | 0 | 20 |
| 1942 | .968 | 154 | 4062 | 1678 | 188 | 5928 | 124 | 0 | 23 |
| 1943 | .973 | 155 | 4180 | 1741 | 162 | 6083 | 148 | 0 | 19 |
| 1944 | .971 | 155 | 4192 | 1745 | 176 | 6113 | 127 | 0 | 12 |
| 1945 | .973 | 153 | 4140 | 1903 | 168 | 6211 | 160 | 0 | 9 |
| 1946 | .971 | 155 | 4028 | 1594 | 167 | 5789 | 141 | 1 | 7 |
| 1947 | .976 | 156 | 4174 | 1689 | 143 | 6006 | 161 | 0 | 5 |
| 1948 | .981 | 154 | 4108 | 1710 | 113 | 5931 | 180 | 1 | 7 |
| 1949 | .976 | 154 | 4102 | 1710 | 140 | 5952 | 217 | 0 | 10 |
| 1950 | .974 | 154 | 4033 | 1732 | 155 | 5920 | 208 | 0 | 9 |
| 1951 | .978 | 154 | 4073 | 1849 | 136 | 6058 | 204 | 0 | 12 |
| 1952 | .977 | 155 | 4150 | 1766 | 140 | 6056 | 148 | 0 | 11 |
| 1953 | .977 | 157 | 4218 | 1710 | 137 | 6065 | 161 | 0 | 15 |
| 1954 | .971 | 156 | 4104 | 1655 | 169 | 5928 | 163 | 0 | 12 |
| Phila. | .966 | 8213 | 218406 | 98155 | 11226 | 327787 | 6957 | 12 | 761 |
| 1955 | .976 | 155 | 4142 | 1729 | 146 | 6017 | 174 | 0 | 14 |
| 1956 | .973 | 154 | 4111 | 1785 | 166 | 6062 | 187 | 0 | 19 |
| 1957 | .979 | 154 | 4108 | 1720 | 125 | 5953 | 162 | 0 | 22 |
| 1958 | .979 | 156 | 4196 | 1730 | 125 | 6051 | 166 | 0 | 34 |
| 1959 | .973 | 154 | 4086 | 1669 | 160 | 5915 | 156 | 0 | 15 |
| 1960 | .979 | 155 | 4122 | 1666 | 127 | 5915 | 149 | 0 | 17 |
| 1961 | .972 | 162 | 4260 | 1755 | 175 | 6190 | 160 | 0 | 17 |

| Year | AVG. | G | PO | A | E | TC | DP | TP | PB |
|---------------|-------------|--------------|---------------|---------------|--------------|---------------|--------------|-----------|-------------|
| 1962 | .979 | 162 | 4294 | 1724 | 132 | 6150 | 131 | 0 | 25 |
| 1963 | .980 | 162 | 4373 | 1722 | 127 | 6222 | 131 | 0 | 11 |
| 1964 | .974 | 163 | 4361 | 1669 | 158 | 6188 | 152 | 0 | 18 |
| 1965 | .977 | 162 | 4300 | 1620 | 139 | 6059 | 142 | 0 | 20 |
| 1966 | .977 | 160 | 4320 | 1646 | 139 | 6105 | 154 | 1 | 20 |
| 1967 | .978 | 161 | 4279 | 1533 | 132 | 5944 | 120 | 0 | 17 |
| K.C. | .977 | 2060 | 54952 | 21968 | 1851 | 78771 | 1984 | 1 | 249 |
| 1968 | .977 | 163 | 4367 | 1659 | 145 | 6171 | 136 | 0 | 20 |
| 1969 | .979 | 162 | 4442 | 1788 | 136 | 6366 | 162 | 0 | 26 |
| 1970 | .977 | 162 | 4328 | 1680 | 141 | 6149 | 152 | 0 | 12 |
| 1971 | .981 | 161 | 4408 | 1660 | 117 | 6185 | 157 | 0 | 17 |
| 1972 | .979 | 155 | 4253 | 1689 | 130 | 6072 | 146 | 0 | 13 |
| 1973 | .978 | 162 | 4372 | 1710 | 137 | 6219 | 170 | 0 | 9 |
| 1974 | .977 | 162 | 4319 | 1704 | 141 | 6164 | 154 | 0 | 10 |
| 1975 | .977 | 162 | 4344 | 1686 | 143 | 6173 | 140 | 0 | 13 |
| 1976 | .977 | 161 | 4378 | 1821 | 144 | 6343 | 130 | 0 | 11 |
| 1977 | .970 | 161 | 4310 | 1762 | 190 | 6262 | 136 | 0 | 12 |
| 1978 | .971 | 162 | 4300 | 1626 | 179 | 6105 | 145 | 0 | 10 |
| 1979 | .972 | 162 | 4288 | 1718 | 174 | 6180 | 137 | 3 | 15 |
| 1980 | .979 | 162 | 4415 | 1631 | 130 | 6176 | 115 | 0 | 9 |
| 1981 | .980 | 109 | 2979 | 1080 | 81 | 4140 | 74 | 1 | 2 |
| 1982 | .974 | 162 | 4368 | 1647 | 160 | 6175 | 140 | 0 | 8 |
| 1983 | .974 | 162 | 4363 | 1602 | 157 | 6122 | 157 | 1 | 14 |
| 1984 | .975 | 162 | 4290 | 1508 | 146 | 5944 | 159 | 0 | 9 |
| 1985 | .977 | 162 | 4359 | 1566 | 140 | 6065 | 136 | 0 | 19 |
| 1986 | .978 | 162 | 4299 | 1596 | 135 | 6030 | 120 | 0 | 16 |
| 1987 | .977 | 162 | 4337 | 1649 | 142 | 6128 | 123 | 0 | 18 |
| 1988 | .983 | 162 | 4468 | 1629 | 105 | 6202 | 151 | 0 | 10 |
| 1989 | .979 | 162 | 4345 | 1640 | 129 | 6114 | 159 | 0 | 13 |
| 1990 | .986 | 162 | 4368 | 1630 | 87 | 6085 | 152 | 0 | 14 |
| 1991 | .982 | 162 | 4333 | 1608 | 107 | 6048 | 150 | 0 | 8 |
| 1992 | .979 | 162 | 4341 | 1576 | 125 | 6042 | 158 | 0 | 8 |
| 1993 | .982 | 162 | 4357 | 1625 | 111 | 6093 | 161 | 0 | 15 |
| 1994 | .979 | 114 | 3010 | 1122 | 88 | 4220 | 105 | 0 | 5 |
| 1995 | .981 | 144 | 3819 | 1486 | 102 | 5407 | 151 | 0 | 4 |
| 1996 | .984 | 162 | 4369 | 1778 | 103 | 6250 | 195 | 1 | 11 |
| 1997 | .980 | 162 | 4336 | 1765 | 122 | 6223 | 170 | 0 | 5 |
| 1998 | .977 | 162 | 4302 | 1654 | 141 | 6097 | 155 | 0 | 13 |
| 1999 | .980 | 162 | 4315 | 1700 | 122 | 6137 | 166 | 0 | 18 |
| 2000 | .978 | 161 | 4306 | 1726 | 134 | 6166 | 164 | 1 | 8 |
| 2001 | .980 | 162 | 4390 | 1756 | 125 | 6271 | 151 | 0 | 4 |
| 2002 | .984 | 162 | 4356 | 1798 | 102 | 6256 | 144 | 0 | 9 |
| 2003 | .983 | 162 | 4325 | 1779 | 107 | 6211 | 145 | 0 | 9 |
| 2004 | .986 | 162 | 4414 | 1809 | 91 | 6314 | 172 | 0 | 14 |
| 2005 | .986 | 162 | 4351 | 1649 | 88 | 6088 | 166 | 0 | 5 |
| 2006 | .986 | 162 | 4355 | 1626 | 84 | 6065 | 173 | 0 | 10 |
| 2007 | .985 | 162 | 4344 | 1687 | 90 | 6121 | 153 | 0 | 16 |
| 2008 | .984 | 161 | 4305 | 1573 | 98 | 5976 | 169 | 0 | 8 |
| 2009 | .983 | 162 | 4342 | 1592 | 105 | 6039 | 155 | 0 | 5 |
| 2010 | .984 | 162 | 4295 | 1704 | 99 | 6098 | 147 | 0 | 8 |
| 2011 | .979 | 162 | 4343 | 1529 | 124 | 5996 | 145 | 0 | 6 |
| 2012 | .982 | 162 | 4410 | 1568 | 111 | 6089 | 135 | 1 | 12 |
| 2013 | .983 | 162 | 4356 | 1377 | 97 | 5830 | 112 | 0 | 15 |
| 2014 | .982 | 162 | 4390 | 1634 | 111 | 6135 | 150 | 0 | 10 |
| 2015 | .979 | 162 | 4334 | 1642 | 126 | 6102 | 154 | 0 | 14 |
| 2016 | .984 | 162 | 4300 | 1630 | 97 | 6027 | 152 | 0 | 11 |
| Oak. | .980 | 7808 | 209798 | 80074 | 5999 | 295871 | 7249 | 8 | 551 |
| Year | AVG. | G | PO | A | E | TC | DP | TP | PB |
| Totals | .973 | 18081 | 483156 | 200197 | 19076 | 702429 | 16190 | 21 | 1561 |

ATHLETICS YEAR-BY-YEAR BATTING LEADERS

Batting Average

| |
|---|
| 1901 Lajoie426 |
| 1902 Cross339 |
| 1903 Seybold299 |
| 1904 Davis308 |
| 1905 Davis284 |
| 1906 Seybold316 |
| 1907 Nicholls302 |
| 1908 Collins273 |
| 1909 Collins346 |
| 1910 Collins322 |
| 1911 Collins365 |
| 1912 Collins348 |
| 1913 Collins345 |
| 1914 Collins344 |
| 1915 McInnis314 |
| 1916 Strunk316 |
| 1917 McInnis303 |
| 1918 Burns352 |
| 1919 Burns296 |
| 1920 Dugan322 |
| 1921 Witt315 |
| 1922 Miller336 |
| 1923 Hauser307 |
| 1924 Miller342 |
| 1925 Simmons384 |
| 1926 Simmons343 |
| 1927 Simmons392 |
| 1928 Simmons351 |
| 1929 Simmons365 |
| 1930 Simmons381 |
| 1931 Simmons390 |
| 1932 Foxx364 |
| 1933 Foxx356 |
| 1934 Foxx334 |
| 1935 Foxx346 |
| 1936 Moses345 |
| 1937 Moses320 |
| 1938 Johnson313 |
| 1939 Johnson338 |
| 1940 Moses309 |
| 1941 Siebert334 |
| 1942 Johnson291 |
| 1943 Estalella259 |
| 1944 Siebert306 |
| 1945 Estalella299 |
| 1946 Rosar283 |
| 1947 McCosky328 |
| 1948 McCosky326 |
| 1949 Valo283 |
| 1950 Lehner309 |
| 1951 Fain344 |
| 1952 Fain327 |
| 1953 Philley303 |
| 1954 Finigan302 |
| 1955 Power319 |
| 1956 Power309 |
| 1957 Lopez294 |
| 1958 Cerv305 |
| 1959 Tuttle300 |
| 1960 Siebern279 |
| 1961 Siebern296 |
| 1962 Siebern308 |

| |
|----------------------------------|
| 1963 Causey280 |
| 1964 Causey281 |
| 1965 Campaneris270 |
| 1966 Cater292 |
| 1967 Cater270 |
| 1968 Cater290 |
| 1969 Bando281 |
| 1970 Campaneris279 |
| 1971 Jackson277 |
| 1972 Rudi305 |
| 1973 Jackson293 |
| 1974 Rudi293 |
| 1975 Washington308 |
| 1976 North276 |
| 1977 Page307 |
| 1978 Page285 |
| 1979 Revering288 |
| 1980 Henderson303 |
| 1981 Henderson319 |
| 1982 Henderson267 |
| 1983 Henderson292 |
| 1984 Lansford300 |
| 1985 Davis287 |
| 1986 Griffin285 |
| 1987 McGwire289 |
| 1988 Canseco307 |
| 1989 Lansford336 |
| 1990 R. Henderson325 |
| 1991 Baines295 |
| 1992 Bordick300 |
| 1993 Gates290 |
| 1994 Berroa306 |
| 1995 Henderson300 |
| 1996 McGwire312 |
| 1997 Giambi293 |
| 1998 Giambi295 |
| 1999 Giambi315 |
| 2000 Giambi333 |
| 2001 Giambi342 |
| 2002 Tejada308 |
| 2003 Chavez282 |
| 2004 Durazo321 |
| 2005 Ellis316 |
| 2006 Payton296 |
| 2007 Stewart290 |
| 2008 Suzuki279 |
| 2009 Sweeney293 |
| 2010 Ellis291 |
| 2011 Pennington264 |
| 2012 Céspedes292 |
| 2013 Donaldson301 |
| 2014 Donaldson255 |
| 2015 Burns294 |
| 2016 Valencia287 |

Games

| |
|----------------------------|
| 1901 Fultz132 |
| 1902 four players tied 137 |
| 1903 four players tied 137 |
| 1904 Cross155 |
| 1905 Murphy150 |
| 1906 Davis145 |
| 1907 Davis149 |

| |
|-------------------------------|
| 1908 Nicholls150 |
| 1909 Collins153 |
| 1910 Collins153 |
| 1911 Baker148 |
| 1912 Collins153 |
| 1913 Baker149 |
| 1914 Collins152 |
| 1915 Strunk132 |
| 1916 Strunk150 |
| 1917 McInnis150 |
| 1918 Burns130 |
| 1919 Burns126 |
| 1920 Walker149 |
| 1921 Dykes155 |
| 1922 Galloway155 |
| 1923 Hauser146 |
| 1924 Simmons152 |
| 1925 Simmons153 |
| 1926 Simmons147 |
| 1927 Cobb134 |
| 1928 Miller139 |
| 1929 Foxx149 |
| 1930 Miller154 |
| 1931 Foxx139 |
| 1932 Foxx154 |
| Simmons154 |
| 1933 Cramer152 |
| Higgins152 |
| 1934 Cramer153 |
| 1935 Cramer149 |
| 1936 Johnson153 |
| 1937 Moses154 |
| 1938 Johnson152 |
| 1939 Johnson150 |
| 1940 Siebert154 |
| 1941 Johnson149 |
| 1942 Siebert153 |
| 1943 Hall151 |
| 1944 Hayes155 |
| 1945 Hall151 |
| 1946 Chapman146 |
| 1947 Joost151 |
| 1948 Majeski148 |
| Suder148 |
| 1949 Chapman154 |
| 1950 Fain151 |
| 1951 Joost140 |
| 1952 Philley151 |
| 1953 Philley157 |
| 1954 DeMaestri146 |
| 1955 Finigan150 |
| 1956 Lopez151 |
| 1957 DeMaestri135 |
| 1958 Lopez151 |
| 1959 Williams130 |
| 1960 Tuttle151 |
| 1961 Howser158 |
| 1962 Siebern162 |
| 1963 Charles158 |
| 1964 Colavito160 |
| 1965 Harrelson150 |
| Hershberger150 |

| |
|---|
| 1966 Hershberger146 |
| 1967 Campaneris147 |
| 1968 Bando162 |
| 1969 Bando162 |
| 1970 Bando155 |
| 1971 Bando153 |
| 1972 Bando152 |
| 1973 Bando162 |
| 1974 Rudi158 |
| Tenace158 |
| 1975 Bando160 |
| Garner160 |
| 1976 Garner159 |
| 1977 Sanguillen152 |
| 1978 Revering152 |
| 1979 Newman143 |
| 1980 Murphy159 |
| 1981 Armas109 |
| 1982 Murphy151 |
| 1983 Phillips148 |
| 1984 Phillips154 |
| 1985 Griffin162 |
| 1986 Griffin162 |
| 1987 Canseco159 |
| 1988 Canseco158 |
| 1989 D. Henderson152 |
| 1990 McGwire156 |
| 1991 Gallego159 |
| 1992 Bordick154 |
| 1993 Bordick159 |
| 1994 Bordick114 |
| 1995 Berroa141 |
| 1996 Bordick155 |
| 1997 Spiezo147 |
| 1998 Grievie155 |
| 1999 Tejada159 |
| 2000 Tejada160 |
| 2001 Long162 |
| Tejada162 |
| 2002 Long162 |
| Tejada162 |
| 2003 Tejada162 |
| 2004 Hatteberg152 |
| 2005 Chavez160 |
| 2006 Swisher157 |
| 2007 Ellis150 |
| Swisher150 |
| 2008 Cust148 |
| Suzuki148 |
| 2009 Cust149 |
| 2010 Barton159 |
| 2011 Pennington148 |
| 2012 Reddick156 |
| 2013 Donaldson158 |
| 2014 Donaldson158 |
| 2015 Semien155 |
| 2016 Semien159 |

At Bats

| |
|---------------------------|
| 1901 Fultz561 |
| 1902 Cross558 |
| 1903 Cross554 |
| 1904 Cross607 |

| | | |
|------|----------------|------------|
| 1905 | Davis | 602 |
| 1906 | Davis | 551 |
| 1907 | Davis | 582 |
| 1908 | Nicholls | 550 |
| 1909 | Collins | 572 |
| 1910 | Collins | 583 |
| 1911 | Baker | 592 |
| 1912 | Baker | 577 |
| 1913 | Baker | 565 |
| 1914 | McInnis | 576 |
| 1915 | Lajoie | 490 |
| 1916 | Witt | 563 |
| 1917 | McInnis | 567 |
| 1918 | Burns | 505 |
| 1919 | Burns | 470 |
| 1920 | Walker | 585 |
| 1921 | Johnson | 613 |
| 1922 | Galloway | 571 |
| 1923 | Hauser | 537 |
| 1924 | Simmons | 594 |
| 1925 | Simmons | 658 |
| 1926 | Simmons | 581 |
| 1927 | Hale | 501 |
| 1928 | Miller | 510 |
| 1929 | Simmons | 581 |
| 1930 | Miller | 585 |
| 1931 | Miller | 534 |
| 1932 | Simmons | 670 |
| 1933 | Cramer | 661 |
| 1934 | Cramer | 649 |
| 1935 | Cramer | 644 |
| 1936 | Finney | 653 |
| 1937 | Moses | 649 |
| 1938 | Moses | 589 |
| 1939 | Johnson | 544 |
| 1940 | Siebert | 595 |
| 1941 | Chapman | 552 |
| | Johnson | 552 |
| 1942 | Siebert | 612 |
| 1943 | Siebert | 558 |
| 1944 | Hayes | 581 |
| 1945 | Hall | 616 |
| 1946 | Chapman | 545 |
| 1947 | Chapman | 551 |
| 1948 | Majeski | 590 |
| 1949 | Chapman | 589 |
| 1950 | Chapman | 553 |
| 1951 | Joost | 553 |
| 1952 | Philly | 586 |
| 1953 | Philly | 620 |
| 1954 | DeMaestri | 539 |
| 1955 | Power | 596 |
| 1956 | Lopez | 561 |
| 1957 | Power | 467 |
| 1958 | Lopez | 564 |
| 1959 | Williams | 488 |
| 1960 | Lumpe | 574 |
| 1961 | Howser | 611 |
| 1962 | Lumpe | 641 |
| 1963 | Charles | 603 |
| 1964 | Causey | 604 |
| 1965 | Campaneris | 578 |
| 1966 | Campaneris | 573 |
| 1967 | Campaneris | 601 |
| 1968 | Campaneris | 642 |
| 1969 | Bando | 609 |
| 1970 | Campaneris | 603 |

| | | |
|------|-------------------|------------|
| 1971 | Campaneris | 569 |
| 1972 | Campaneris | 625 |
| 1973 | Campaneris | 601 |
| 1974 | Rudi | 593 |
| 1975 | Jackson | 593 |
| 1976 | Baylor | 595 |
| 1977 | Sanguillen | 571 |
| 1978 | Revering | 521 |
| 1979 | Newman | 516 |
| 1980 | Armas | 628 |
| 1981 | Armas | 440 |
| 1982 | Murphy | 543 |
| 1983 | Henderson | 513 |
| 1984 | Lansford | 597 |
| 1985 | Griffin | 614 |
| 1986 | Canseco | 600 |
| 1987 | Canseco | 630 |
| 1988 | Canseco | 610 |
| 1989 | D. Henderson | 579 |
| 1990 | McGwire | 523 |
| 1991 | Canseco | 572 |
| | D. Henderson | 572 |
| 1992 | Bordick | 504 |
| 1993 | Sierra | 630 |
| 1994 | Sierra | 426 |
| 1995 | Berroa | 546 |
| 1996 | Berroa | 586 |
| 1997 | Spiezio | 538 |
| 1998 | Grieve | 583 |
| 1999 | Tejada | 593 |
| 2000 | Tejada | 607 |
| 2001 | Damon | 644 |
| 2002 | Tejada | 662 |
| 2003 | Tejada | 636 |
| 2004 | Kotsay | 606 |
| 2005 | Chavez | 625 |
| 2006 | Payton | 557 |
| 2007 | Ellis | 583 |
| 2008 | Crosby | 556 |
| 2009 | Suzuki | 570 |
| 2010 | Barton | 556 |
| 2011 | Crisp | 531 |
| 2012 | Reddick | 611 |
| 2013 | Lowrie | 603 |
| 2014 | Donaldson | 608 |
| 2015 | Lawrie | 562 |
| 2016 | Semien | 568 |

Runs

| | | |
|------|----------------|------------|
| 1901 | Lajoie | 145 |
| 1902 | Fultz | 109 |
| | Hartsel | 109 |
| 1903 | Pickering | 93 |
| 1904 | Murphy | 80 |
| | Cross | 80 |
| 1905 | Davis | 92 |
| 1906 | Hartsel | 96 |
| 1907 | Hartsel | 93 |
| 1908 | Davis | 65 |
| 1909 | Collins | 104 |
| 1910 | Baker | 83 |
| 1911 | Murphy | 104 |
| 1912 | Collins | 137 |
| 1913 | Collins | 125 |
| 1914 | Collins | 122 |
| 1915 | Strunk | 76 |
| 1916 | Strunk | 71 |

| | | |
|------|------------------|------------|
| 1917 | Strunk | 83 |
| 1918 | Burns | 61 |
| 1919 | Burns | 63 |
| 1920 | Dykes | 81 |
| 1921 | Johnson | 93 |
| 1922 | Walker | 111 |
| 1923 | Hauser | 93 |
| 1924 | Hauser | 97 |
| 1925 | Simmons | 122 |
| 1926 | Simmons | 90 |
| 1927 | Cobb | 104 |
| 1928 | Bishop | 104 |
| 1929 | Foxx | 123 |
| 1930 | Simmons | 152 |
| 1931 | Bishop | 115 |
| 1932 | Foxx | 151 |
| 1933 | Foxx | 125 |
| 1934 | Foxx | 120 |
| 1935 | Foxx | 118 |
| 1936 | Finney | 100 |
| 1937 | Moses | 113 |
| 1938 | Johnson | 114 |
| 1939 | Johnson | 115 |
| 1940 | Johnson | 93 |
| 1941 | Johnson | 98 |
| 1942 | Johnson | 78 |
| 1943 | White | 69 |
| 1944 | Hayes | 62 |
| 1945 | Siebert | 62 |
| | Hall | 62 |
| 1946 | Chapman | 77 |
| 1947 | Chapman | 84 |
| 1948 | Joost | 99 |
| 1949 | Joost | 128 |
| 1950 | Chapman | 93 |
| 1951 | Joost | 107 |
| 1952 | Joost | 94 |
| 1953 | Zernial | 85 |
| 1954 | Jacobs | 63 |
| 1955 | Power | 91 |
| 1956 | Lopez | 91 |
| 1957 | Zernial | 56 |
| 1958 | Cerv | 93 |
| 1959 | Tuttle | 74 |
| 1960 | Tuttle | 75 |
| 1961 | Howser | 108 |
| 1962 | Siebern | 114 |
| 1963 | Charles | 82 |
| 1964 | Colavito | 89 |
| 1965 | Campaneris | 87 |
| 1966 | Campaneris | 82 |
| 1967 | Campaneris | 85 |
| 1968 | Campaneris | 86 |
| 1969 | Jackson | 123 |
| 1970 | Campaneris | 97 |
| 1971 | Jackson | 87 |
| 1972 | Rudi | 94 |
| 1973 | Jackson | 99 |
| 1974 | Jackson | 90 |
| 1975 | Jackson | 91 |
| 1976 | North | 91 |
| 1977 | Page | 85 |
| 1978 | Page | 62 |
| 1979 | Revering | 63 |
| 1980 | Henderson | 111 |
| 1981 | Henderson | 89 |
| 1982 | Henderson | 119 |

| | | |
|------|---------------------|------------|
| 1983 | Henderson | 105 |
| 1984 | Henderson | 113 |
| 1985 | Davis | 92 |
| 1986 | Canseco | 85 |
| 1987 | McGwire | 97 |
| 1988 | Canseco | 120 |
| 1989 | Lansford | 81 |
| 1990 | R. Henderson | 119 |
| 1991 | Canseco | 115 |
| 1992 | McGwire | 87 |
| 1993 | R. Henderson | 77 |
| | Sierra | 77 |
| 1994 | Javier | 75 |
| 1995 | Berroa | 87 |
| 1996 | McGwire | 104 |
| 1997 | Giambi | 66 |
| 1998 | Henderson | 101 |
| 1999 | Giambi | 115 |
| 2000 | Giambi | 108 |
| 2001 | Giambi | 109 |
| 2002 | Tejada | 108 |
| 2003 | Tejada | 98 |
| 2004 | Byrnes | 91 |
| 2005 | Chavez | 92 |
| 2006 | Swisher | 106 |
| 2007 | Ellis | 84 |
| | Swisher | 84 |
| 2008 | Cust. | 77 |
| 2009 | Cust. | 88 |
| 2010 | Barton | 79 |
| 2011 | Crisp | 69 |
| | Willingham | 69 |
| 2012 | Reddick | 85 |
| 2013 | Crisp | 93 |
| 2014 | Donaldson | 93 |
| 2015 | Burns | 70 |
| 2016 | Davis | 85 |

Hits

| | | |
|------|----------------|------------|
| 1901 | Lajoie | 229 |
| 1902 | Cross | 189 |
| 1903 | Cross | 162 |
| 1904 | Cross | 177 |
| 1905 | Davis | 171 |
| 1906 | Davis | 161 |
| 1907 | Davis | 155 |
| 1908 | Murphy | 139 |
| 1909 | Collins | 198 |
| 1910 | Collins | 188 |
| 1911 | Baker | 198 |
| 1912 | Baker | 200 |
| 1913 | Baker | 190 |
| 1914 | Baker | 182 |
| 1915 | Strunk | 144 |
| 1916 | Strunk | 172 |
| 1917 | McInnis | 172 |
| 1918 | Burns | 178 |
| 1919 | Burns | 139 |
| 1920 | Walker | 157 |
| 1921 | Witt | 198 |
| 1922 | Galloway | 185 |
| 1923 | Hauser | 165 |
| 1924 | Simmons | 183 |
| 1925 | Simmons | 253 |
| 1926 | Simmons | 199 |
| 1927 | Cobb | 175 |
| 1928 | Miller | 168 |

Athletics Year-By-Year Batting Leaders, continued

| | | | |
|-------------------------------------|----------------------------------|-------------------------------------|---------------------------------|
| 1929 Simmons 212 | 1993 Gates. 155 | 1932 McNair 47 | 1993 Gates. 29 |
| 1930 Simmons 211 | 1994 Javier. 114 | 1933 Johnson. 44 | 1994 Javier. 23 |
| 1931 Simmons 200 | Sierra. 114 | 1934 Higgins. 37 | 1995 Henderson. 31 |
| 1932 Simmons 216 | 1995 Berroa 152 | 1935 Cramer 37 | 1996 Giambi. 40 |
| 1933 Foxx 204 | 1996 Berroa 170 | 1936 Moses 35 | 1997 Giambi. 41 |
| 1934 Cramer 202 | 1997 Giambi. 152 | 1937 Moses 48 | 1998 Grieve. 41 |
| 1935 Cramer 214 | 1998 Grieve. 168 | 1938 Moses 29 | 1999 Giambi. 36 |
| 1936 Moses 202 | 1999 Giambi. 181 | 1939 Johnson. 30 | 2000 Grieve. 40 |
| 1937 Moses 208 | 2000 Giambi. 170 | 1940 Moses 41 | 2001 Giambi 47 |
| 1938 Moses 181 | 2001 Giambi. 178 | 1941 Moses 31 | 2002 Long 32 |
| 1939 Johnson. 184 | Long 178 | 1942 Johnson. 35 | 2003 Tejada 42 |
| 1940 Siebert. 170 | 2002 Tejada 204 | 1943 Siebert. 26 | 2004 Byrnes. 39 |
| 1941 Chapman. 178 | 2003 Tejada 177 | 1944 Siebert. 27 | 2005 Chavez 40 |
| 1942 Siebert. 159 | 2004 Kotsay 190 | 1945 Kell 30 | 2006 Payton. 32 |
| 1943 Siebert. 140 | 2005 Chavez 168 | 1946 McQuinn 23 | 2007 Swisher 36 |
| 1944 Estaluela. 151 | 2006 Payton. 165 | 1947 Fain 28 | 2008 Crosby. 39 |
| 1945 Hall 161 | 2007 Stewart 167 | Suder. 28 | 2009 Suzuki 37 |
| 1946 Chapman. 142 | 2008 Suzuki 148 | 1948 Majeski 41 | 2010 Barton 33 |
| 1947 McCosky 179 | 2009 Suzuki 156 | 1949 Valo 27 | 2011 Matsui 28 |
| 1948 Majeski 183 | 2010 Barton 152 | 1950 Fain 25 | 2012 Reddick 29 |
| 1949 Chapman. 164 | 2011 Crisp 140 | 1951 Fain 30 | 2013 Lowrie 45 |
| 1950 Fain 147 | 2012 Reddick 148 | Zernial. 30 | 2014 Donaldson 31 |
| 1951 Joost 160 | 2013 Lowrie 175 | 1952 Fain 43 | 2015 Lawrie 29 |
| 1952 Fain 176 | 2014 Donaldson 155 | 1953 Philley 30 | 2016 Alonso 34 |
| 1953 Philley 188 | 2015 Burns 153 | 1954 Finigan 25 | |
| 1954 Finigan 147 | 2016 Davis 137 | 1955 Power 34 | |
| 1955 Power 190 | | 1956 Lopez 27 | Triples |
| 1956 Power 164 | Doubles | 1957 Smith 26 | 1901 Lajoie 13 |
| 1957 Power 121 | 1901 Lajoie 48 | 1958 Lopez 28 | 1902 Hartsel. 12 |
| 1958 Cerv. 157 | 1902 Davis 43 | 1959 Williams 33 | 1903 Hartsel. 14 |
| 1959 Tuttle 139 | 1903 Seybold 43 | 1960 Williams 31 | 1904 Murphy 18 |
| 1960 Lumpe. 156 | 1904 Murphy 29 | Siebern 31 | 1905 Hoffman. 9 |
| 1961 Howser 171 | Cross. 29 | 1961 Siebern 36 | 1906 Hartsel. 10 |
| 1962 Lumpe. 193 | 1905 Davis. 47 | 1962 Lumpe. 34 | 1907 Davis 8 |
| 1963 Lumpe. 161 | 1906 Davis 40 | 1963 Causey 32 | Oldring. 8 |
| Charles 161 | 1907 Davis 37 | 1964 Causey 31 | 1908 Davis 9 |
| 1964 Causey 170 | 1908 Murphy 28 | Colavito 31 | 1909 Baker 19 |
| 1965 Campaneris. 156 | 1909 Collins 30 | 1965 Campaneris. 23 | 1910 Murphy 18 |
| 1966 Campaneris. 153 | 1910 Murphy 28 | 1966 Campaneris. 29 | 1911 Oldring. 14 |
| 1967 Campaneris 149 | 1911 Baker. 42 | 1967 Campaneris 29 | 1912 Baker. 21 |
| 1968 Campaneris 177 | 1912 Baker. 40 | 1968 Cater 28 | 1913 Collins 13 |
| 1969 Bando 171 | 1913 Baker. 34 | 1969 Jackson 36 | 1914 Collins 14 |
| 1970 Campaneris. 168 | 1914 Baker. 23 | 1970 Campaneris 28 | 1915 Strunk 16 |
| 1971 Jackson 157 | Collins 23 | 1971 Campaneris. 29 | 1916 Witt 15 |
| 1972 Rudi 181 | 1915 Strunk 28 | 1972 Rudi 32 | 1917 Bodie 11 |
| 1973 Bando 169 | 1916 Strunk 30 | 1973 Bando 32 | 1918 Burns. 9 |
| 1974 Rudi 174 | 1917 Bodie. 28 | 1974 Rudi 39 | 1919 Thomas 10 |
| 1975 Washington 182 | 1918 Burns. 22 | 1975 Jackson 39 | 1920 Walker 7 |
| 1976 North 163 | Gardner. 22 | 1976 Rudi. 32 | 1921 Dykes 13 |
| 1977 Sanguillen 157 | 1919 Walker 30 | 1977 Page 28 | 1922 Miller 12 |
| 1978 Page 147 | 1920 Dugan 40 | 1978 Page 25 | 1923 Hauser. 10 |
| 1979 Revering 136 | 1921 Dykes 32 | 1979 Revering 25 | 1924 Simmons 9 |
| 1980 Henderson. 179 | Walker 32 | 1980 Henderson. 22 | 1925 Simmons 12 |
| 1981 Henderson 135 | 1922 Walker 31 | 1981 Armas 24 | 1926 Simmons 10 |
| 1982 Henderson. 143 | 1923 Perkins 34 | 1982 Henderson. 24 | 1927 Simmons 11 |
| 1983 Henderson. 150 | 1924 Hauser. 31 | 1983 Almon 29 | 1928 Cochran. 12 |
| 1984 Lansford 179 | Simmons 31 | 1984 Lansford 31 | 1929 Miller 16 |
| 1985 Griffin. 166 | 1925 Simmons 43 | 1985 Davis 34 | 1930 Simmons 16 |
| 1986 Griffin. 169 | 1926 Simmons 53 | 1986 Canseco 29 | 1931 Simmons 13 |
| 1987 Canseco 162 | 1927 Simmons 36 | 1987 Canseco 35 | 1932 Simmons 9 |
| 1988 Canseco 187 | 1928 Miller 34 | 1988 Henderson. 38 | Foxx 9 |
| 1989 Lansford 185 | 1929 Simmons 41 | 1989 Lansford 28 | 1933 Higgins 11 |
| 1990 R. Henderson 159 | Haas 41 | 1990 R. Henderson 33 | 1934 Cramer 9 |
| 1991 D. Henderson 158 | 1930 Cochran. 42 | 1991 D. Henderson 33 | 1935 Foxx 7 |
| 1992 Bordick 151 | 1931 Miller 43 | 1992 Lansford 30 | Warstler 7 |
| | | | 1936 Johnson. 14 |

| | | | | | | | | | | | |
|-------------|-------------------|-----------|------|--------------------|----|-------------|----------------|-----------|-------------|----------------|-----------|
| 1937 | Moses | 13 | 1979 | Murphy | 4 | 1904 | Davis | 10 | 1954 | Wilson | 15 |
| 1938 | Finney | 12 | 1980 | Armas | 8 | 1905 | Davis | 8 | 1955 | Zernial | 30 |
| 1939 | Johnson | 9 | 1981 | Henderson | 7 | 1906 | Davis | 12 | 1956 | Simpson | 21 |
| 1940 | Moses | 9 | 1982 | Henderson | 4 | 1907 | Davis | 8 | 1957 | Zernial | 27 |
| 1941 | Chapman | 9 | | Heath | 4 | 1908 | Davis | 5 | 1958 | Cerv | 38 |
| | Brancato | 9 | 1983 | Henderson | 7 | 1909 | Murphy | 5 | 1959 | Cerv | 20 |
| | Suder | 9 | 1984 | Lansford | 5 | 1910 | Murphy | 4 | 1960 | Siebern | 19 |
| 1942 | Valo | 10 | | Heath | 5 | | Oldring | 4 | 1961 | Siebern | 18 |
| 1943 | Siebert | 7 | 1985 | Griffin | 7 | 1911 | Baker | 11 | 1962 | Siebern | 25 |
| 1944 | Estalella | 9 | 1986 | Griffin | 6 | 1912 | Baker | 10 | 1963 | Siebern | 16 |
| 1945 | Peck | 9 | 1987 | Polonia | 10 | 1913 | Baker | 12 | 1964 | Colavito | 34 |
| 1946 | Valo | 6 | 1988 | Phillips | 4 | 1914 | Baker | 9 | 1965 | Harrelson | 23 |
| | McQuinn | 6 | | Polonia | 4 | 1915 | Oldring | 6 | 1966 | Repoz | 11 |
| 1947 | McCosky | 7 | 1989 | Phillips | 6 | 1916 | Schang | 7 | 1967 | Monday | 14 |
| 1948 | Fain | 6 | 1990 | R. Henderson | 3 | 1917 | Bodie | 7 | 1968 | Jackson | 29 |
| | Chapman | 6 | | Randolph | 3 | 1918 | Walker | 11 | 1969 | Jackson | 47 |
| | Coleman | 6 | 1991 | three players tied | 4 | 1919 | Walker | 10 | 1970 | Mincher | 27 |
| 1949 | Valo | 12 | 1992 | Wilson | 5 | 1920 | Walker | 17 | 1971 | Mincher | 32 |
| 1950 | Dillinger | 9 | 1993 | Sierra | 5 | 1921 | Walker | 23 | 1972 | Epstein | 26 |
| 1951 | Valo | 8 | 1994 | Bordick | 4 | 1922 | Walker | 37 | 1973 | Jackson | 32 |
| 1952 | Michaels | 5 | 1995 | Gates | 4 | 1923 | Hauser | 16 | 1974 | Jackson | 29 |
| 1953 | Philly | 9 | 1996 | Bordick | 4 | 1924 | Hauser | 27 | 1975 | Jackson | 36 |
| 1954 | Finigan | 6 | | Young | 4 | 1925 | Simmons | 24 | 1976 | Bando | 27 |
| | Valo | 6 | 1997 | McDonald | 4 | 1926 | Simmons | 19 | 1977 | Gross | 22 |
| 1955 | Power | 10 | | Spiezio | 4 | 1927 | Simmons | 15 | 1978 | Page | 17 |
| 1956 | Simpson | 11 | 1998 | three players tied | 2 | 1928 | Hauser | 16 | 1979 | Newman | 22 |
| 1957 | Simpson | 6 | 1999 | Phillips | 4 | 1929 | Simmons | 34 | 1980 | Armas | 35 |
| | DeMaestri | 6 | | Tejada | 4 | 1930 | Foxx | 37 | 1981 | Armas | 22 |
| 1958 | Tuttle | 9 | 2000 | Piatt | 5 | 1931 | Foxx | 30 | 1982 | Armas | 28 |
| 1959 | Maris | 7 | 2001 | Damon | 4 | 1932 | Foxx | 58 | 1983 | Murphy | 17 |
| 1960 | Siebern | 6 | | Long | 4 | 1933 | Foxx | 48 | | Lopes | 17 |
| 1961 | Lumpe | 9 | 2002 | four players tied | 4 | 1934 | Foxx | 44 | 1984 | Kingman | 35 |
| 1962 | Cimoli | 15 | 2003 | Byrnes | 9 | 1935 | Foxx | 36 | 1985 | Kingman | 30 |
| 1963 | Cimoli | 11 | 2004 | Dye | 4 | 1936 | Johnson | 25 | 1986 | Kingman | 35 |
| 1964 | Green | 5 | 2005 | Ellis | 5 | 1937 | Moses | 25 | 1987 | McGwire | 49 |
| | Mathews | 5 | 2006 | Scutaro | 6 | | Johnson | 25 | 1988 | Canseco | 42 |
| 1965 | Campaneris | 12 | 2007 | Buck | 5 | 1938 | Johnson | 30 | 1989 | McGwire | 33 |
| 1966 | Campaneris | 10 | 2008 | Barton | 5 | 1939 | Johnson | 23 | 1990 | McGwire | 39 |
| 1967 | Campaneris | 6 | 2009 | Davis | 5 | 1940 | Johnson | 31 | 1991 | Canseco | 44 |
| | Monday | 6 | 2010 | Pennington | 8 | 1941 | Chapman | 25 | 1992 | McGwire | 42 |
| 1968 | Campaneris | 9 | 2011 | Weeks | 8 | 1942 | Johnson | 13 | 1993 | Sierra | 22 |
| 1969 | Green | 6 | 2012 | Weeks | 8 | 1943 | Estalella | 11 | 1994 | Sierra | 23 |
| 1970 | Monday | 7 | 2013 | Céspedes | 4 | 1944 | Hayes | 13 | 1995 | McGwire | 39 |
| 1971 | Monday | 4 | 2014 | Reddick | 7 | 1945 | Estalella | 8 | 1996 | McGwire | 52 |
| | Rudi | 4 | 2015 | Burns | 9 | 1946 | Chapman | 20 | 1997 | McGwire | 34 |
| 1972 | Rudi | 9 | 2016 | Burns | 4 | 1947 | Chapman | 14 | 1998 | Giambi | 27 |
| 1973 | Campaneris | 6 | | Crisp | 4 | 1948 | Joost | 16 | 1999 | Stairs | 38 |
| 1974 | Campaneris | 8 | | | | 1949 | Chapman | 24 | 2000 | Giambi | 43 |
| 1975 | Washington | 7 | | | | 1950 | Chapman | 23 | 2001 | Giambi | 38 |
| 1976 | Garner | 12 | | | | 1951 | Zernial | 33 | 2002 | Chavez | 34 |
| 1977 | Page | 8 | | | | 1952 | Zernial | 29 | | Tejada | 34 |
| 1978 | Page | 7 | | | | 1953 | Zernial | 42 | 2003 | Chavez | 29 |

Home Runs

| | | |
|-------------|----------------|-----------|
| 1901 | Lajoie | 14 |
| 1902 | Seybold | 16 |
| 1903 | Seybold | 8 |

OAKLAND'S 20-GAME WINNING STREAK, 2002

| Date | Opponent | Score | Date | Opponent | Score |
|---------|--------------|-------|---------|----------------|-------|
| Aug. 13 | Toronto | 5-4 | Aug. 24 | at Detroit | 12-3 |
| Aug. 14 | Toronto | 4-2 | Aug. 25 | at Detroit | 10-7 |
| Aug. 16 | Chicago | 1-0 | Aug. 26 | at Kansas City | 6-3 |
| Aug. 17 | Chicago | 9-2 | Aug. 27 | at Kansas City | 6-4 |
| Aug. 18 | Chicago | 7-4 | Aug. 28 | at Kansas City | 7-1 |
| Aug. 19 | at Cleveland | 8-1 | Aug. 30 | Minnesota | 4-2 |
| Aug. 20 | at Cleveland | 6-3 | Aug. 31 | Minnesota | 6-3 |
| Aug. 21 | at Cleveland | 6-0 | Sept. 1 | Minnesota | 7-5 |
| Aug. 22 | at Cleveland | 9-3 | Sept. 2 | Kansas City | 7-6 |
| Aug. 23 | at Detroit | 9-1 | Sept. 4 | Kansas City | 12-11 |

Athletics Year-By-Year Batting Leaders, continued

| | | |
|------|------------|----|
| 2004 | Chavez | 29 |
| 2005 | Chavez | 27 |
| 2006 | Thomas | 39 |
| 2007 | Cust | 26 |
| 2008 | Cust | 33 |
| 2009 | Cust | 25 |
| 2010 | Kouzmanoff | 16 |
| 2011 | Willingham | 29 |
| 2012 | Reddick | 32 |
| 2013 | Moss | 30 |
| 2014 | Donaldson | 29 |
| 2015 | Reddick | 20 |
| 2016 | Davis | 42 |

Runs Batted In

| | | |
|-------------|----------------|------------|
| 1901 | Lajoie | 125 |
| 1902 | Cross | 108 |
| 1903 | Cross | 90 |
| 1904 | Murphy | 77 |
| 1905 | Davis | 83 |
| 1906 | Davis | 96 |
| 1907 | Davis | 87 |
| 1908 | Murphy | 66 |
| 1909 | Baker | 85 |
| 1910 | Collins | 81 |
| 1911 | Baker | 115 |
| 1912 | Baker | 130 |
| 1913 | Baker | 117 |
| 1914 | McInnis | 95 |
| 1915 | Lajoie | 61 |
| 1916 | McInnis | 60 |
| 1917 | Bodie | 74 |
| 1918 | Burns | 70 |
| 1919 | Walker | 64 |
| 1920 | Walker | 82 |
| 1921 | Walker | 101 |
| 1922 | Walker | 99 |
| 1923 | Hauser | 94 |
| 1924 | Hauser | 115 |
| 1925 | Simmons | 129 |
| 1926 | Simmons | 109 |
| 1927 | Simmons | 108 |
| 1928 | Simmons | 107 |
| 1929 | Simmons | 157 |
| 1930 | Simmons | 165 |
| 1931 | Simmons | 128 |
| 1932 | Foxx | 169 |
| 1933 | Foxx | 163 |
| 1934 | Foxx | 130 |
| 1935 | Foxx | 115 |
| 1936 | Johnson | 121 |
| 1937 | Johnson | 108 |
| 1938 | Johnson | 113 |
| 1939 | Johnson | 114 |
| 1940 | Johnson | 103 |
| 1941 | Johnson | 107 |
| 1942 | Johnson | 80 |
| 1943 | Estalella | 63 |
| 1944 | Hayes | 78 |
| 1945 | Kell | 56 |
| 1946 | Chapman | 67 |
| 1947 | Chapman | 83 |
| 1948 | Majeski | 120 |
| 1949 | Chapman | 108 |
| 1950 | Chapman | 95 |

| | | |
|-------------|----------------|------------|
| 1951 | Zernial | 125 |
| 1952 | Zernial | 100 |
| 1953 | Zernial | 108 |
| 1954 | Zernial | 62 |
| 1955 | Zernial | 84 |
| 1956 | Simpson | 105 |
| 1957 | Zernial | 69 |
| 1958 | Cerv | 104 |
| 1959 | Cerv | 87 |
| 1960 | Siebern | 69 |
| 1961 | Siebern | 98 |
| 1962 | Siebern | 117 |
| 1963 | Siebern | 83 |
| 1964 | Colavito | 102 |
| 1965 | Harrelson | 66 |
| 1966 | Green | 62 |
| 1967 | Monday | 58 |
| 1968 | Jackson | 74 |
| 1969 | Jackson | 118 |
| 1970 | Bando | 75 |
| 1971 | Bando | 94 |
| 1972 | Bando | 77 |
| 1973 | Jackson | 117 |
| 1974 | Bando | 103 |
| 1975 | Jackson | 104 |
| 1976 | Rudi | 94 |
| 1977 | Page | 75 |
| 1978 | Page | 70 |
| 1979 | Revering | 77 |
| 1980 | Armas | 109 |
| 1981 | Armas | 76 |
| 1982 | Murphy | 94 |
| 1983 | Murphy | 75 |
| 1984 | Kingman | 118 |
| 1985 | Kingman | 91 |
| 1986 | Canseco | 117 |
| 1987 | McGwire | 118 |
| 1988 | Canseco | 124 |
| 1989 | Parker | 97 |
| 1990 | McGwire | 108 |
| 1991 | Canseco | 122 |
| 1992 | McGwire | 104 |
| 1993 | Sierra | 101 |
| 1994 | Sierra | 92 |
| 1995 | McGwire | 90 |
| 1996 | McGwire | 113 |
| 1997 | McGwire | 81 |
| | Giambi | 81 |
| 1998 | Giambi | 110 |
| 1999 | Giambi | 123 |
| 2000 | Giambi | 137 |
| 2001 | Giambi | 120 |
| 2002 | Tejada | 131 |
| 2003 | Tejada | 106 |
| 2004 | Durazo | 88 |
| 2005 | Chavez | 101 |
| 2006 | Thomas | 114 |
| 2007 | Cust | 82 |
| 2008 | Cust | 77 |
| 2009 | Suzuki | 88 |
| 2010 | Suzuki | 71 |
| | Kouzmanoff | 71 |
| 2011 | Willingham | 98 |
| 2012 | Reddick | 85 |
| 2013 | Donaldson | 93 |

| | | |
|------|-----------|-----|
| 2014 | Donaldson | 98 |
| 2015 | Reddick | 77 |
| 2016 | Davis | 102 |

Slugging Percentage

| | | |
|-------------|---------------|-------------|
| 1901 | Lajoie | .635 |
| 1902 | Seybold | .503 |
| 1903 | Seybold | .462 |
| 1904 | Davis | .511 |
| 1905 | Davis | .422 |
| 1906 | Davis | .459 |
| 1907 | Davis | .399 |
| 1908 | Collins | .379 |
| 1909 | Collins | .449 |
| 1910 | Murphy | .436 |
| 1911 | Baker | .502 |
| 1912 | Baker | .541 |
| 1913 | Baker | .492 |
| 1914 | Collins | .452 |
| 1915 | Strunk | .427 |
| 1916 | Strunk | .421 |
| 1917 | Bodie | .418 |
| 1918 | Burns | .467 |
| 1919 | Walker | .450 |
| 1920 | Dugan | .442 |
| 1921 | Walker | .504 |
| 1922 | Miller | .553 |
| 1923 | Hauser | .473 |
| 1924 | Hauser | .516 |
| 1925 | Simmons | .596 |
| 1926 | Simmons | .566 |
| 1927 | Simmons | .645 |
| 1928 | Simmons | .558 |
| 1929 | Simmons | .642 |
| 1930 | Simmons | .708 |
| 1931 | Simmons | .641 |
| 1932 | Foxx | .749 |
| 1933 | Foxx | .703 |
| 1934 | Foxx | .653 |
| 1935 | Foxx | .636 |
| 1936 | Johnson | .525 |
| 1937 | Johnson | .556 |
| 1938 | Johnson | .552 |
| 1939 | Johnson | .553 |
| 1940 | Johnson | .514 |
| 1941 | Chapman | .543 |
| 1942 | Johnson | .451 |
| 1943 | Siebert | .328 |
| 1944 | Siebert | .423 |
| 1945 | Estalella | .435 |
| 1946 | Chapman | .429 |
| 1947 | Fain | .423 |
| 1948 | Majeski | .454 |
| 1949 | Chapman | .455 |
| 1950 | Lehner | .436 |
| 1951 | Zernial | .525 |
| 1952 | Zernial | .452 |
| 1953 | Zernial | .559 |
| 1954 | Finigan | .421 |
| 1955 | Zernial | .508 |
| 1956 | Simpson | .490 |
| 1957 | Zernial | .471 |
| 1958 | Cerv | .592 |
| 1959 | Cerv | .479 |
| 1960 | Siebern | .471 |

| | | |
|-------------|----------------|-------------|
| 1961 | Siebern | .475 |
| 1962 | Siebern | .495 |
| 1963 | Siebern | .410 |
| 1964 | Colavito | .507 |
| 1965 | Harrelson | .429 |
| 1966 | Campaneris | .369 |
| 1967 | Monday | .419 |
| 1968 | Jackson | .452 |
| 1969 | Jackson | .608 |
| 1970 | Mincher | .460 |
| 1971 | Jackson | .508 |
| 1972 | Epstein | .490 |
| 1973 | Jackson | .531 |
| 1974 | Jackson | .514 |
| 1975 | Jackson | .511 |
| 1976 | Tenace | .458 |
| 1977 | Page | .521 |
| 1978 | Page | .459 |
| 1979 | Revering | .483 |
| 1980 | Armas | .500 |
| 1981 | Armas | .480 |
| 1982 | Armas | .433 |
| 1983 | Lopes | .423 |
| 1984 | Kingman | .505 |
| 1985 | Davis | .484 |
| 1986 | Canseco | .457 |
| 1987 | McGwire | .618 |
| 1988 | Canseco | .569 |
| 1989 | McGwire | .467 |
| 1990 | R. Henderson | .577 |
| 1991 | Canseco | .556 |
| 1992 | McGwire | .585 |
| 1993 | R. Henderson | .553 |
| 1994 | Berroa | .485 |
| 1995 | McGwire | .685 |
| 1996 | McGwire | .730 |
| 1997 | Giambi | .495 |
| 1998 | Stairs | .511 |
| 1999 | Jaha | .556 |
| 2000 | Giambi | .647 |
| 2001 | Giambi | .660 |
| 2002 | Chavez | .513 |
| 2003 | Chavez | .514 |
| 2004 | Durazo | .523 |
| 2005 | Chavez | .466 |
| 2006 | Thomas | .545 |
| 2007 | Cust | .504 |
| 2008 | Cust | .476 |
| 2009 | Suzuki | .421 |
| 2010 | Barton | .405 |
| 2011 | Willingham | .477 |
| 2012 | Céspedes | .505 |
| 2013 | Moss | .522 |
| 2014 | Donaldson | .456 |
| 2015 | Reddick | .449 |
| 2016 | Davis | .524 |

Walks

| | | |
|-------------|----------------|------------|
| 1901 | Seybold | 40 |
| 1902 | Hartsel | 87 |
| 1903 | Pickering | 53 |
| 1904 | Hartsel | 75 |
| 1905 | Hartsel | 121 |
| 1906 | Hartsel | 88 |
| 1907 | Hartsel | 106 |

| | | | |
|-------------------------|--------------------------|-------------------------|---------------------------|
| 1908 Hartsel 93 | 1973 Tenace..... 101 | 1931 Foxx 84 | 1996 Berroa 122 |
| 1909 Collins 62 | 1974 Tenace 110 | 1932 Foxx 96 | 1997 Canseco 122 |
| 1910 Hartsel 58 | 1975 Tenace..... 106 | 1933 Foxx 93 | 1998 Grieve 123 |
| 1911 Collins 62 | 1976 Tenace..... 81 | 1934 Foxx 75 | 1999 Jaha 129 |
| 1912 Collins 101 | 1977 Gross..... 86 | 1935 Foxx 99 | 2000 Grieve 130 |
| 1913 Collins 85 | 1978 Page 53 | 1936 Johnson..... 71 | 2001 Long 103 |
| 1914 Collins 97 | 1979 Murphy 83 | 1937 Peters 59 | 2002 Chavez 119 |
| 1915 Schang 66 | 1980 Henderson . . . 117 | 1938 Chapman 94 | 2003 Durazo 105 |
| 1916 Strunk 66 | 1981 Murphy 73 | 1939 Nagel..... 86 | 2004 Crosby..... 141 |
| 1917 Strunk 68 | 1982 Henderson . . . 116 | 1940 Chapman 96 | 2005 Chavez 129 |
| 1918 Jamieson . . . 54 | 1983 Henderson . . . 103 | 1941 Johnson..... 75 | 2006 Swisher 152 |
| 1919 Witt 46 | 1984 Henderson . . . 88 | 1942 Johnson..... 61 | 2007 Cust 164 |
| 1920 Dykes 52 | 1985 Murphy 84 | 1943 White..... 51 | 2008 Cust 197 |
| 1921 Witt 77 | 1986 Phillips..... 76 | 1944 Estalella..... 60 | 2009 Cust 185 |
| 1922 Walker 61 | 1987 McGwire 71 | 1945 Estalella..... 46 | 2010 Cust 127 |
| 1923 Hauser 94 | 1988 Canseco 78 | 1946 Chapman 66 | 2011 Willingham . . . 150 |
| 1924 Hauser 56 | 1989 McGwire 83 | 1947 Joost..... 110 | 2012 Reddick 151 |
| 1925 Bishop 87 | 1990 McGwire 110 | 1948 Joost 87 | 2013 Moss 140 |
| 1926 Bishop 116 | 1991 R. Henderson . . 98 | 1949 Joost 80 | 2014 Moss 153 |
| 1927 Bishop 105 | 1992 R. Henderson . . 95 | 1950 Chapman 79 | 2015 Lawrie 144 |
| 1928 Bishop 97 | 1993 R. Henderson . . 85 | 1951 Zernial 99 | 2016 Davis 166 |
| 1929 Bishop 128 | 1994 Henderson 72 | 1952 Joost 94 | |
| 1930 Bishop 128 | 1995 McGwire 88 | 1953 Zernial 79 | Stolen Bases |
| 1931 Bishop 112 | 1996 McGwire 116 | 1954 Finigan 66 | 1901 Fultz 36 |
| 1932 Foxx 116 | 1997 McGwire 58 | 1955 Zernial 90 | 1902 Hartsel 47 |
| 1933 Bishop 106 | 1998 Henderson . . . 118 | 1956 Simpson..... 82 | 1903 Pickering 40 |
| Cochrane..... 106 | 1999 Giambi 105 | 1957 Zernial 84 | 1904 Murphy 22 |
| 1934 Foxx 111 | 2000 Giambi 137 | 1958 DeMaestri . . . 84 | 1905 Hoffman 46 |
| 1935 Foxx 114 | 2001 Giambi 129 | 1959 Cerv 87 | 1906 Hartsel 31 |
| 1936 Johnson..... 88 | 2002 Justice 70 | 1960 Williams 68 | 1907 Oldring..... 29 |
| 1937 Johnson..... 98 | 2003 Durazo 100 | Siebern 68 | 1908 Davis 20 |
| 1938 Werber..... 93 | 2004 Chavez 95 | 1961 Siebern 91 | 1909 Collins 67 |
| 1939 Johnson..... 99 | 2005 Chavez 58 | 1962 Cimoli 89 | 1910 Collins 81 |
| 1940 Johnson..... 83 | 2006 Swisher 97 | 1963 Siebern 82 | 1911 Collins 38 |
| 1941 Johnson..... 95 | 2007 Cust 105 | 1964 Mathews 143 | Baker 38 |
| McCoy 95 | 2008 Cust 111 | 1965 Harrelson..... 112 | 1912 Collins 63 |
| 1942 Johnson..... 82 | 2009 Cust 93 | 1966 Green 101 | 1913 Collins 54 |
| 1943 White 61 | 2010 Barton..... 110 | 1967 Monday 107 | 1914 Collins 58 |
| 1944 Siebert..... 62 | 2011 Matsui 56 | 1968 Jackson 171 | 1915 Walsh 22 |
| 1945 Estalella..... 74 | Willingham 56 | 1969 Jackson 142 | 1916 Walsh 27 |
| 1946 McQuinn 64 | 2012 Reddick 55 | 1970 Jackson 135 | 1917 McInnis 18 |
| 1947 Joost 114 | 2013 Donaldson . . . 76 | 1971 Jackson 161 | 1918 Kopp 22 |
| 1948 Joost 119 | 2014 Donaldson . . . 76 | 1972 Jackson 125 | 1919 Kopp 16 |
| 1949 Joost 149 | 2015 Vogt 56 | 1973 Jackson 116 | 1920 Walker 9 |
| 1950 Fain 133 | 2016 Semien 51 | 1974 Jackson 105 | 1921 Witt 16 |
| 1951 Joost 106 | | Tenace..... 105 | 1922 Miller 10 |
| 1952 Joost 122 | Strikeouts | 1975 Jackson 133 | Galloway 10 |
| 1953 Robinson 63 | 1913 Murphy 44 | 1976 North 95 | 1923 Mathews 16 |
| 1954 Finigan 64 | Schang 44 | 1977 Gross..... 84 | 1924 Simmons 16 |
| 1955 Finigan 61 | 1914 Murphy 46 | 1978 Page 95 | 1925 Galloway 16 |
| 1956 Lopez 63 | 1915 Walsh 64 | 1979 Page 93 | 1926 Simmons 10 |
| 1957 Lopez 41 | 1916 Witt 71 | 1980 Armas 123 | 1927 Cobb 22 |
| 1958 Tuttle 74 | 1917 Grover 53 | 1981 Armas 115 | 1928 Miller 10 |
| 1959 Maris 58 | 1918 Dugan 55 | 1982 Armas 128 | 1929 Miller 24 |
| 1960 Siebern 72 | Kopp 55 | 1983 Murphy 105 | 1930 Miller 13 |
| 1961 Howser 92 | 1919 Thomas 52 | 1984 Kingman 119 | 1931 Miller 5 |
| 1962 Siebern 110 | 1920 Dykes 73 | 1985 Murphy 123 | 1932 McNair 8 |
| 1963 Siebern 79 | 1921 Dykes 75 | 1986 Canseco 175 | Dykes 8 |
| 1964 Causey 88 | 1922 Dykes 98 | 1987 Canseco 157 | 1933 Johnson 8 |
| 1965 Harrelson . . . 66 | 1923 Hauser 52 | 1988 Canseco 128 | Cochrane..... 8 |
| 1966 Hersberger . . 47 | 1924 Simmons 60 | 1989 D. Henderson . 131 | 1934 Johnson 12 |
| 1967 Gosger 53 | 1925 Dykes 49 | 1990 Canseco 158 | 1935 Warstler 8 |
| 1968 Monday 72 | 1926 Simmons 49 | 1991 Canseco 152 | 1936 Newsome 13 |
| 1969 Jackson 114 | 1927 Hale 32 | 1992 McGwire 105 | 1937 Werber 35 |
| 1970 Bando 118 | 1928 Hauser 45 | 1993 D. Henderson . 113 | 1938 Werber 19 |
| 1971 Bando 86 | 1929 Foxx 70 | 1994 Javier 76 | 1939 Johnson 15 |
| 1972 Epstein 68 | 1930 Foxx 66 | 1995 Berroa 98 | 1940 Hayes 9 |

Athletics Year-By-Year Batting Leaders, continued

| | | | |
|----------------------------|-------------------------------------|---------------------------------------|--|
| 1941 Chapman 6 | 1959 Tuttle 10 | 1980 Henderson 100 | 2000 Velarde 9 |
| Johnson 6 | 1960 Snyder 7 | 1981 Henderson 56 | 2001 Damon 27 |
| 1942 Valo 13 | 1961 Howser 37 | 1982 Henderson 130 | 2002 Chavez 8 |
| 1943 Welaj 12 | 1962 Charles 20 | 1983 Henderson 108 | 2003 Byrnes 10 |
| White 12 | 1963 Tartabull 16 | 1984 Henderson 66 | Tejada 10 |
| 1944 Garrison 10 | 1964 Charles 12 | 1985 Collins 29 | 2004 Byrnes 17 |
| 1945 Peck 5 | 1965 Campaneris 51 | 1986 Griffin 33 | 2005 Kendall 8 |
| 1946 Valo 9 | 1966 Campaneris 52 | 1987 Polonia 29 | 2006 Kendall 11 |
| 1947 Valo 11 | 1967 Campaneris 55 | 1988 Canseco 40 | 2007 Stewart 11 |
| 1948 Fain 10 | 1968 Campaneris 62 | 1989 R. Henderson 52 | 2008 Davis 25 |
| Valo 10 | 1969 Campaneris 62 | 1990 R. Henderson 65 | 2009 Davis 41 |
| 1949 Valo 14 | 1970 Campaneris 42 | 1991 R. Henderson 58 | 2010 Davis 50 |
| 1950 Valo 12 | 1971 Campaneris 34 | 1992 R. Henderson 48 | 2011 Crisp 49 |
| 1951 Valo 11 | 1972 Campaneris 52 | 1993 R. Henderson 31 | 2012 Crisp 39 |
| 1952 Valo 12 | 1973 North 53 | 1994 Javier 24 | 2013 Crisp 21 |
| 1953 Philley 13 | 1974 North 54 | 1995 Javier 36 | 2014 Gentry 20 |
| 1954 Jacobs 17 | 1975 Washington 40 | 1996 Battle 10 | 2015 Burns 26 |
| 1955 Valo 5 | 1976 North 75 | 1997 McDonald 13 | 2016 Burns 14 |
| 1956 Pilarcik 9 | 1977 Page 42 | 1998 Henderson 66 | |
| 1957 Martin 7 | 1978 Dilone 50 | 1999 Phillips 11 | Bold denotes tied or led league |
| 1958 Tuttle 7 | 1979 Henderson 33 | Velarde 11 | |

ATHLETICS YEAR-BY-YEAR PITCHING LEADERS

| | | | |
|-----------------------------------|---------------------------------|----------------------------------|----------------------------------|
| Wins | 1937 Kelley 13 | 1971 Blue 24 | 2006 Blanton 16 |
| 1901 Fraser 20 | 1938 Caster 16 | 1972 Hunter 21 | Zito 16 |
| 1902 Waddell 24 | 1939 Nelson 10 | 1973 Holtzman 21 | 2007 Haren 15 |
| 1903 Plank 23 | 1940 Babich 14 | Hunter 21 | 2008 Duchscherrer 10 |
| 1904 Plank 26 | 1941 Knott 13 | 1974 Hunter 25 | 2009 Anderson 11 |
| 1905 Waddell 26 | 1942 Marchildon 17 | 1975 Blue 22 | 2010 Cahill 18 |
| 1906 Plank 19 | 1943 Flores 12 | 1976 Blue 18 | 2011 Gonzalez 16 |
| 1907 Plank 24 | 1944 Christopher 14 | 1977 Blue 14 | 2012 Milone 13 |
| 1908 Vickers 18 | 1945 Christopher 13 | 1978 Johnson 11 | Parker 13 |
| 1909 Plank 19 | 1946 Marchildon 13 | 1979 Langford 12 | 2013 Colón 18 |
| 1910 Coombs 31 | 1947 Marchildon 19 | 1980 Norris 22 | 2014 Kazmir 15 |
| 1911 Coombs 28 | 1948 Fowler 15 | 1981 McCatty 14 | 2015 Gray 14 |
| 1912 Plank 26 | 1949 Kellner 20 | 1982 Langford 11 | 2016 Graveman 10 |
| 1913 Bender 21 | 1950 Hooper 15 | Keough 11 | |
| 1914 Bender 17 | 1951 Shantz 18 | 1983 Codiroli 12 | Losses |
| Bush 17 | 1952 Shantz 24 | 1984 Burris 13 | 1901 Fraser 15 |
| 1915 Wyckoff 10 | 1953 Kellner 11 | 1985 Codiroli 14 | 1902 Plank 15 |
| 1916 Bush 15 | Byrd 11 | 1986 Young 13 | 1903 Plank 16 |
| 1917 Bush 11 | 1954 Portocarrero 9 | 1987 Stewart 20 | Waddell 16 |
| 1918 Perry 21 | 1955 Ditmar 12 | 1988 Stewart 21 | 1904 Plank 17 |
| 1919 Johnson 9 | 1956 Ditmar 12 | 1989 Stewart 21 | Waddell 17 |
| Kinney 9 | 1957 Trucks 9 | 1990 Welch 27 | Henley 17 |
| 1920 Perry 11 | Morgan 9 | 1991 Moore 17 | 1905 Plank 12 |
| 1921 Rommel 16 | 1958 Garver 12 | 1992 Moore 17 | Henley 12 |
| 1922 Rommel 27 | 1959 Daley 16 | 1993 Witt 14 | 1906 Waddell 16 |
| 1923 Rommel 18 | 1960 Daley 16 | 1994 Darling 10 | 1907 Plank 16 |
| 1924 Rommel 18 | 1961 Bass 11 | 1995 Stottlemire 14 | 1908 Vickers 19 |
| 1925 Rommel 21 | 1962 Rakow 14 | 1996 Wasdin 8 | 1909 Morgan 11 |
| 1926 Grove 13 | 1963 Wickersham 12 | 1997 Small 9 | Coombs 11 |
| 1927 Grove 20 | Pena 12 | 1998 Rogers 16 | 1910 Morgan 12 |
| 1928 Grove 24 | 1964 Pena 12 | 1999 Heredia 13 | 1911 Coombs 12 |
| 1929 Earnshaw 24 | 1965 Sheldon 10 | 2000 Hudson 20 | 1912 Brown 11 |
| 1930 Grove 28 | Talbot 10 | 2001 Mulder 21 | 1913 Brown 11 |
| 1931 Grove 31 | 1966 Krausse 14 | 2002 Zito 23 | 1914 Bush 12 |
| 1932 Grove 25 | 1967 Hunter 13 | 2003 Hudson 16 | 1915 Wyckoff 22 |
| 1933 Grove 24 | 1968 Odom 16 | 2004 Mulder 17 | 1916 Bush 24 |
| 1934 Marcum 14 | 1969 Odom 15 | 2005 Haren 14 | 1917 Bush 17 |
| 1935 Marcum 17 | Dobson 15 | Zito 14 | 1918 Perry 19 |
| 1936 Kelley 15 | 1970 Hunter 18 | | 1919 Naylor 18 |

| | | |
|------|---------------|-----------|
| 1920 | Perry | 25 |
| 1921 | Rommel | 23 |
| 1922 | Harris | 20 |
| 1923 | Rommel | 19 |
| 1924 | Rommel | 15 |
| 1925 | Walberg | 14 |
| 1926 | Grove | 13 |
| 1927 | Grove | 13 |
| 1928 | Walberg | 12 |
| 1929 | Walberg | 11 |
| 1930 | Earnshaw | 13 |
| 1931 | Walberg | 12 |
| 1932 | Earnshaw | 13 |
| | Mahaffey | 13 |
| 1933 | Walberg | 13 |
| 1934 | Cain | 17 |
| 1935 | Dietrich | 13 |
| 1936 | Rhodes | 20 |
| 1937 | Kelley | 21 |
| 1938 | Caster | 20 |
| 1939 | Ross | 14 |
| 1940 | Caster | 19 |
| 1941 | Marchildon | 15 |
| 1942 | Woff | 15 |
| | Harris | 15 |
| 1943 | Harris | 21 |
| 1944 | Newsom | 15 |
| 1945 | Newsom | 20 |
| 1946 | Marchildon | 16 |
| | Knerr | 16 |
| | Fowler | 16 |
| 1947 | Flores | 13 |
| 1948 | Marchildon | 15 |
| 1949 | Coleman | 14 |
| 1950 | Kellner | 20 |
| 1951 | Kellner | 14 |
| 1952 | Byrd | 15 |
| | Hooper | 15 |
| 1953 | Byrd | 20 |
| 1954 | Portocarrero | 18 |
| 1955 | Ditmar | 12 |
| 1956 | Ditmar | 22 |
| 1957 | Garver | 13 |
| 1958 | Terry | 13 |
| 1959 | Daley | 13 |
| | Garver | 13 |
| 1960 | Daley | 16 |
| 1961 | Archer | 15 |
| 1962 | Rakow | 17 |
| 1963 | Pena | 20 |
| 1964 | Segui | 17 |
| 1965 | O'Donoghue | 18 |
| 1966 | Hunter | 11 |
| 1967 | Hunter | 17 |
| | Nash | 17 |
| | Krausse | 17 |
| 1968 | Dobson | 14 |
| 1969 | Hunter | 15 |
| 1970 | Dobson | 15 |
| 1971 | Odom | 12 |
| 1972 | Holtzman | 11 |
| 1973 | Holtzman | 13 |
| 1974 | Holtzman | 17 |
| 1975 | Holtzman | 14 |
| 1976 | Blue | 13 |
| 1977 | Langford | 19 |
| | Blue | 19 |

| | | |
|------|------------------|-----------|
| 1978 | Keough | 15 |
| 1979 | Keough | 17 |
| 1980 | Kingman | 20 |
| 1981 | Langford | 10 |
| 1982 | Keough | 18 |
| 1983 | Codioli | 12 |
| 1984 | McCatty | 14 |
| 1985 | Codioli | 14 |
| 1986 | Rijo | 11 |
| 1987 | Stewart | 13 |
| 1988 | Stewart | 12 |
| 1989 | Moore | 11 |
| 1990 | Moore | 15 |
| 1991 | Welch | 13 |
| 1992 | Moore | 12 |
| 1993 | Witt | 13 |
| 1994 | Darling | 11 |
| 1995 | Van Poppel | 8 |
| 1996 | Johns | 12 |
| 1997 | Karsay | 12 |
| 1998 | Candiotti | 16 |
| 1999 | Haynes | 12 |
| 2000 | Appier | 11 |
| | Heredia | 11 |
| 2001 | Hudson | 9 |
| 2002 | Lidle | 10 |
| 2003 | Zito | 12 |
| 2004 | Redman | 12 |
| 2005 | Zito | 13 |
| 2006 | Haren | 13 |
| 2007 | Gaudin | 13 |
| 2008 | Smith | 16 |
| 2009 | Cahill | 13 |
| 2010 | Braden | 14 |
| 2011 | Cahill | 14 |
| 2012 | Ross | 11 |
| 2013 | Griffin | 10 |
| 2014 | Gray | 10 |
| 2015 | Chavez | 15 |
| 2016 | Graveman | 11 |
| | Gray | 11 |

ERA

| | | |
|------|----------------|-------------|
| 1901 | Plank | 3.31 |
| 1902 | Waddell | 2.05 |
| 1903 | Plank | 2.38 |
| 1904 | Waddell | 1.62 |
| 1905 | Waddell | 1.48 |
| 1906 | Waddell | 2.21 |
| 1907 | Bender | 2.05 |
| 1908 | Coombs | 2.00 |
| 1909 | Krause | 1.39 |
| 1910 | Coombs | 1.30 |
| 1911 | Plank | 2.10 |
| 1912 | Plank | 2.21 |
| 1913 | Bender | 2.21 |
| 1914 | Bender | 2.26 |
| 1915 | Wyckoff | 3.52 |
| 1916 | Bush | 2.57 |
| 1917 | Bush | 2.47 |
| 1918 | Perry | 1.98 |
| 1919 | Naylor | 3.34 |
| 1920 | Rommel | 2.84 |
| 1921 | Rommel | 3.95 |
| 1922 | Rommel | 3.28 |
| 1923 | Rommel | 3.27 |
| 1924 | Baumgartner | 2.88 |

| | | |
|------|----------------|-------------|
| 1925 | Gray | 3.39 |
| 1926 | Grove | 2.51 |
| 1927 | Quinn | 3.18 |
| 1928 | Grove | 2.57 |
| 1929 | Grove | 2.82 |
| 1930 | Grove | 2.54 |
| 1931 | Grove | 2.05 |
| 1932 | Grove | 2.84 |
| 1933 | Grove | 3.21 |
| 1934 | Cain | 4.40 |
| 1935 | Marcum | 4.07 |
| 1936 | Kelley | 3.87 |
| 1937 | Smith | 3.93 |
| 1938 | Caster | 4.36 |
| 1939 | Nelson | 4.77 |
| 1940 | Babich | 3.73 |
| 1941 | Marchildon | 3.57 |
| 1942 | Woff | 3.32 |
| 1943 | Flores | 3.12 |
| 1944 | Newsom | 2.82 |
| 1945 | Christopher | 3.17 |
| 1946 | Flores | 2.32 |
| 1947 | Fowler | 2.81 |
| 1948 | Fowler | 3.78 |
| 1949 | Fowler | 3.74 |
| 1950 | Brissie | 4.02 |
| 1951 | Shantz | 3.95 |
| 1952 | Shantz | 2.48 |
| 1953 | Fricano | 3.88 |
| 1954 | Portocarrero | 4.06 |
| 1955 | Kellner | 4.20 |
| 1956 | Gorman | 3.84 |
| 1957 | Trucks | 3.03 |
| 1958 | Herbert | 3.50 |
| 1959 | Daley | 3.17 |
| 1960 | Herbert | 3.27 |
| 1961 | Archer | 3.20 |
| 1962 | Rakow | 4.25 |
| 1963 | Drabowsky | 3.05 |
| 1964 | Pena | 4.44 |
| 1965 | O'Donoghue | 4.14 |
| 1966 | Krausse | 2.98 |
| 1967 | Hunter | 2.80 |
| 1968 | Nash | 2.28 |
| 1969 | Odom | 2.92 |
| 1970 | Segui | 2.56 |
| 1971 | Blue | 1.82 |
| 1972 | Hunter | 2.04 |
| 1973 | Holtzman | 2.97 |
| 1974 | Hunter | 2.49 |
| 1975 | Blue | 3.01 |
| 1976 | Blue | 2.35 |
| 1977 | Blue | 3.83 |
| 1978 | Keough | 3.24 |
| 1979 | McCatty | 4.22 |
| 1980 | Norris | 2.53 |
| 1981 | McCatty | 2.32 |
| 1982 | McCatty | 3.99 |
| 1983 | Krueger | 3.61 |
| 1984 | Burris | 3.15 |
| 1985 | Sutton | 3.89 |
| 1986 | Haas | 2.74 |
| 1987 | Stewart | 3.68 |
| 1988 | Stewart | 3.23 |
| 1989 | Moore | 2.61 |
| 1990 | Stewart | 2.56 |
| 1991 | Moore | 2.96 |

| | | |
|------|------------------|-------------|
| 1992 | Welch | 3.27 |
| 1993 | Witt | 4.29 |
| 1994 | Ontiveros | 2.65 |
| 1995 | Ontiveros | 4.37 |
| 1996 | Prieto | 4.15 |
| 1997 | Haynes | 4.42 |
| 1998 | Rogers | 3.17 |
| 1999 | Hudson | 3.23 |
| 2000 | Heredia | 4.12 |
| 2001 | Hudson | 3.37 |
| 2002 | Zito | 2.75 |
| 2003 | Hudson | 2.70 |
| 2004 | Hudson | 3.53 |
| 2005 | Blanton | 3.53 |
| 2006 | Zito | 3.83 |
| 2007 | Haren | 3.07 |
| 2008 | Smith | 4.16 |
| 2009 | Anderson | 4.06 |
| 2010 | Cahill | 2.97 |
| 2011 | Gonzalez | 3.12 |
| 2012 | Parker | 3.47 |
| 2013 | Colón | 2.65 |
| 2014 | Gray | 3.08 |
| 2015 | Gray | 2.73 |
| 2016 | Graveman | 4.11 |

Games

| | | |
|------|----------------|-----------|
| 1901 | Fraser | 40 |
| 1902 | Plank | 36 |
| 1903 | Plank | 43 |
| 1904 | Waddell | 46 |
| 1905 | Waddell | 46 |
| 1906 | Waddell | 43 |
| 1907 | Waddell | 44 |
| 1908 | Vickers | 53 |
| 1909 | Plank | 34 |
| | Bender | 34 |
| 1910 | Coombs | 45 |
| 1911 | Coombs | 47 |
| 1912 | Coombs | 40 |
| 1913 | Bender | 48 |
| 1914 | Bush | 38 |
| | Shawkey | 38 |
| 1915 | Wyckoff | 43 |
| 1916 | Myers | 44 |
| 1917 | Myers | 38 |
| 1918 | Perry | 44 |
| 1919 | Kinney | 43 |
| 1920 | Perry | 42 |
| | Naylor | 42 |
| 1921 | Rommel | 46 |
| 1922 | Rommel | 51 |
| 1923 | Rommel | 56 |
| 1924 | Rommel | 43 |
| 1925 | Walberg | 53 |
| 1926 | Pate | 47 |
| 1927 | Grove | 51 |
| 1928 | Rommel | 43 |
| 1929 | Earnshaw | 44 |
| 1930 | Grove | 50 |
| 1931 | Walberg | 44 |
| 1932 | Grove | 44 |
| 1933 | Grove | 45 |
| 1934 | Cascarella | 42 |
| 1935 | Dietrich | 43 |
| 1936 | Kelley | 35 |
| | Rhodes | 35 |

Athletics Year-By-Year Pitching Leaders, continued

| | | | |
|--------------------------------|---------------------------------|----------------------------------|----------------------------------|
| 1937 Kelley 43 | 1997 Groom 78 | 1940 Babich 30 | 1997 Karsay 24 |
| 1938 Smith 43 | 1998 Groom 75 | 1941 Marchildon . . . 27 | 1998 Rogers 34 |
| 1939 Dean 54 | 1999 Groom 76 | 1942 Marchildon . . . 31 | 1999 Heredia 33 |
| 1940 Heusser 41 | 2000 Tam 72 | 1943 Flores 27 | 2000 Heredia 32 |
| 1941 Ferrick 36 | 2001 Tam 70 | Harris 27 | Hudson 35 |
| 1942 Marchildon . . . 38 | 2002 Koch 84 | 1944 Newsom 33 | 2001 Hudson 35 |
| 1943 Wolff 41 | 2003 Bradford 72 | 1945 Newsom 34 | Zito 35 |
| 1944 Berry 53 | Foulke 72 | 1946 Marchildon . . . 29 | 2002 Zito 35 |
| 1945 Berry 52 | 2004 Bradford 68 | 1947 Marchildon . . . 35 | 2003 Zito 35 |
| 1946 Savage 40 | 2005 Rincon 67 | 1948 Marchildon . . . 30 | 2004 Zito 34 |
| 1947 Christopher . . . 44 | Street 67 | 1949 Coleman 30 | 2005 Zito 35 |
| Savage 44 | 2006 Calero 70 | 1950 Brissie 31 | 2006 Haren 34 |
| 1948 Harris 45 | 2007 Embree 68 | 1951 Kellner 29 | Zito 34 |
| 1949 Kellner 38 | 2008 Embree 70 | 1952 Shantz 33 | 2007 Blanton 34 |
| Scheib 38 | 2009 Wuertz 74 | Kellner 33 | Gaudin 34 |
| 1950 Brissie 46 | 2010 Breslow 75 | 1953 Byrd 37 | Haren 34 |
| 1951 Scheib 46 | 2011 Breslow 67 | 1954 Portocarrero . . 33 | 2008 Smith 32 |
| 1952 Hooper 43 | Fuentes 67 | 1955 Kellner 24 | 2009 Cahill 32 |
| 1953 Martin 58 | 2012 Balfour 75 | 1956 Ditmar 34 | 2010 Gonzalez 33 |
| 1954 Burtschy 38 | 2013 Cook 71 | 1957 Garver 23 | 2011 Cahill 34 |
| 1955 Gorman 57 | 2014 Gregerson . . . 72 | 1958 Terry 33 | 2012 Milone 31 |
| 1956 Crimian 54 | Otero 72 | 1959 Garver 30 | 2013 Griffin 32 |
| 1957 Trucks 48 | 2015 Abad 62 | 1960 Daley 35 | Parker 32 |
| 1958 Gorman 50 | 2016 Dull 70 | 1961 Archer 27 | 2014 Gray 33 |
| 1959 Grim 40 | | 1962 Rakow 35 | 2015 Gray 31 |
| 1960 Kutyna 51 | Games Started | 1963 Wickersham . . . 33 | 2016 Graveman . . . 31 |
| 1961 Kunkel 58 | 1901 Fraser 37 | 1964 Segui 35 | |
| 1962 Wyatt 59 | 1902 Plank 32 | 1965 Talbot 33 | Complete Games |
| 1963 Wyatt 63 | 1903 Plank 40 | 1966 Hunter 25 | 1901 Fraser 35 |
| 1964 Wyatt 81 | 1904 Waddell 46 | 1967 Hunter 35 | 1902 Plank 31 |
| 1965 Dickson 68 | 1905 Plank 41 | 1968 Dobson 34 | 1903 Waddell 34 |
| 1966 Aker 66 | 1906 Waddell 34 | Hunter 34 | 1904 Waddell 39 |
| 1967 Aker 57 | 1907 Plank 40 | 1969 Dobson 35 | 1905 Plank 35 |
| 1968 Aker 54 | 1908 Vickers 33 | Hunter 35 | 1906 Bender 24 |
| 1969 Lindblad 60 | 1909 Plank 33 | 1970 Hunter 40 | 1907 Plank 33 |
| Fingers 60 | 1910 Coombs 38 | Dobson 40 | 1908 Vickers 21 |
| 1970 Grant 72 | 1911 Coombs 40 | 1971 Blue 39 | Plank 21 |
| 1971 Fingers 48 | 1912 Coombs 32 | 1972 Hunter 37 | 1909 Plank 24 |
| 1972 Fingers 65 | 1913 Brown 35 | 1973 Holtzman 40 | Bender 24 |
| 1973 Fingers 62 | 1914 Shawkey 31 | 1974 Hunter 41 | 1910 Coombs 35 |
| 1974 Fingers 76 | 1915 Wyckoff 34 | 1975 Holtzman 38 | 1911 Coombs 26 |
| 1975 Fingers 75 | 1916 Myers 35 | Blue 38 | 1912 Plank 24 |
| 1976 Fingers 70 | 1917 Bush 31 | 1976 Torrez 39 | 1913 Plank 18 |
| 1977 Lacey 64 | 1918 Perry 36 | 1977 Blue 38 | 1914 Shawkey 18 |
| 1978 Lacey 74 | 1919 Johnson 25 | 1978 Keough 32 | 1915 Wyckoff 20 |
| 1979 Heaverlo 62 | 1920 Naylor 36 | 1979 Langford 29 | 1916 Myers 31 |
| 1980 Lacey 47 | 1921 Rommel 32 | 1980 Langford 33 | 1917 Bush 17 |
| 1981 Jones 33 | 1922 Rommel 33 | Norris 33 | 1918 Perry 30 |
| 1982 Underwood . . . 56 | 1923 Hasty 36 | 1981 Langford 24 | 1919 Naylor 17 |
| 1983 Underwood . . . 51 | 1924 Rommel 34 | 1982 Keough 34 | 1920 Perry 20 |
| 1984 Caudill 68 | 1925 Harriss 33 | 1983 Codiroli 31 | Naylor 20 |
| 1985 Howell 63 | 1926 Grove 33 | 1984 McCatty 30 | 1921 Rommel 20 |
| 1986 Ontiveros 46 | 1927 Walberg 34 | 1985 Codiroli 37 | 1922 Rommel 22 |
| 1987 Eckersley 54 | 1928 Grove 31 | 1986 Young 27 | 1923 Rommel 19 |
| Nelson 54 | 1929 Grove 37 | 1987 Stewart 37 | 1924 Rommel 21 |
| 1988 Eckersley 60 | 1930 Earnshaw . . . 39 | 1988 Stewart 37 | 1925 Harriss 15 |
| 1989 Honeycutt . . . 64 | 1931 Walberg 35 | 1989 Stewart 36 | 1926 Grove 20 |
| 1990 Eckersley 63 | 1932 Walberg 34 | 1990 Stewart 36 | 1927 Walberg 15 |
| 1991 Eckersley 67 | 1933 Cain 32 | 1991 Stewart 35 | 1928 Grove 24 |
| 1992 Eckersley 69 | 1934 Cain 32 | Welch 35 | 1929 Grove 21 |
| 1993 Eckersley 64 | 1935 Marcum 27 | 1992 Moore 36 | 1930 Grove 22 |
| 1994 Eckersley 45 | 1936 Rhodes 28 | 1993 Witt 33 | 1931 Grove 27 |
| 1995 Eckersley 52 | 1937 Caster 33 | 1994 Darling 25 | 1932 Grove 27 |
| 1996 Groom 72 | 1938 Caster 40 | 1995 Stottlemyre . . . 31 | 1933 Grove 21 |
| Mohler 72 | 1939 Ross 28 | 1996 Wengert 25 | 1934 Marcum 17 |

Athletics Year-By-Year Pitching Leaders, continued

| | | | |
|----------------------------|---------------------------|----------------------------|--|
| 1903 Waddell..... 302 | 1967 Hunter..... 196 | 1910 Morgan..... 117 | 1973 Blue..... 105 |
| 1904 Waddell..... 349 | 1968 Hunter..... 172 | 1911 Coombs..... 119 | 1974 Blue..... 98 |
| 1905 Waddell..... 287 | 1969 Odom..... 150 | 1912 Coombs..... 94 | 1975 Holtzman..... 108 |
| 1906 Waddell..... 196 | Hunter..... 150 | 1913 Houck..... 122 | 1976 Torrez..... 87 |
| 1907 Waddell..... 232 | 1970 Hunter..... 178 | 1914 Wyckoff..... 103 | 1977 Blue..... 86 |
| 1908 Dygert..... 164 | 1971 Blue..... 301 | 1915 Wyckoff..... 165 | 1978 Keough..... 85 |
| 1909 Bender..... 161 | 1972 Hunter..... 191 | 1916 Myers..... 168 | 1979 Norris..... 94 |
| 1910 Coombs..... 224 | 1973 Blue..... 158 | 1917 Bush..... 111 | 1980 McCatty..... 99 |
| 1911 Coombs..... 185 | 1974 Blue..... 174 | 1918 Perry..... 111 | 1981 Norris..... 63 |
| 1912 Coombs..... 120 | 1975 Blue..... 189 | 1919 Kinney..... 91 | 1982 Keough..... 101 |
| 1913 Plank..... 151 | 1976 Blue..... 166 | 1920 Naylor..... 86 | 1983 Conroy..... 98 |
| 1914 Plank..... 110 | 1977 Blue..... 157 | 1921 Moore..... 122 | 1984 Burris..... 90 |
| 1915 Wyckoff..... 157 | 1978 Keough..... 108 | 1922 Harriss..... 94 | 1985 Birtsas..... 91 |
| 1916 Myers..... 182 | 1979 Langford..... 101 | 1923 Rommel..... 108 | 1986 Rijo..... 108 |
| 1917 Bush..... 181 | 1980 Norris..... 180 | 1924 Rommel..... 94 | 1987 Stewart..... 105 |
| 1918 Perry..... 821 | 1981 McCatty..... 91 | 1925 Grove..... 131 | 1988 Stewart..... 110 |
| 1919 Kinney..... 97 | 1982 Norris..... 83 | 1926 Grove..... 101 | 1989 Moore..... 83 |
| 1920 Naylor..... 90 | 1983 Conroy..... 112 | 1927 Walberg..... 91 | 1990 Moore..... 84 |
| 1921 Harriss..... 92 | 1984 Burris..... 93 | 1928 Earnshaw..... 100 | 1991 Moore..... 105 |
| 1922 Harriss..... 102 | 1985 Codiroli..... 111 | 1929 Earnshaw..... 125 | Stewart..... 105 |
| 1923 Harriss..... 89 | 1986 Rijo..... 176 | 1930 Earnshaw..... 139 | 1992 Moore..... 103 |
| 1924 Rommel..... 72 | 1987 Stewart..... 205 | 1931 Walberg..... 109 | 1993 Witt..... 91 |
| 1925 Grove..... 116 | 1988 Stewart..... 192 | 1932 Walberg..... 103 | 1994 Van Poppel..... 89 |
| 1926 Grove..... 194 | 1989 Moore..... 172 | 1933 Cain..... 137 | 1995 Stottlemire..... 80 |
| 1927 Grove..... 174 | 1990 Stewart..... 166 | 1934 Cain..... 128 | 1996 Johns..... 69 |
| 1928 Grove..... 183 | 1991 Moore..... 153 | 1935 Dietrich..... 101 | 1997 Prieto..... 70 |
| 1929 Grove..... 170 | 1992 Stewart..... 130 | 1936 Rhodes..... 102 | 1998 Haynes..... 88 |
| 1930 Grove..... 209 | 1993 Witt..... 131 | 1937 Caster..... 107 | 1999 Haynes..... 80 |
| 1931 Grove..... 175 | 1994 Witt..... 111 | 1938 Caster..... 117 | 2000 Appier..... 102 |
| 1932 Grove..... 188 | 1995 Stottlemire..... 205 | 1939 Ross..... 95 | 2001 Zito..... 80 |
| 1933 Grove..... 114 | 1996 Reyes..... 78 | 1940 Babich..... 80 | 2002 Zito..... 78 |
| 1934 Marcum..... 92 | 1997 Karsay..... 92 | 1941 Marchildon..... 118 | 2003 Zito..... 88 |
| 1935 Marcum..... 99 | 1998 Rogers..... 138 | 1942 Marchildon..... 140 | 2004 Mulder..... 83 |
| 1936 Kelley..... 82 | 1999 Hudson..... 132 | 1943 Black..... 110 | 2005 Zito..... 89 |
| 1937 Caster..... 100 | 2000 Hudson..... 169 | 1944 Newsom..... 82 | 2006 Zito..... 99 |
| 1938 Caster..... 112 | 2001 Zito..... 205 | 1945 Newsom..... 103 | 2007 Gaudin..... 100 |
| 1939 Nelson..... 75 | 2002 Zito..... 182 | 1946 Marchildon..... 114 | 2008 Smith..... 87 |
| 1940 Babich..... 94 | 2003 Hudson..... 162 | 1947 Marchildon..... 141 | 2009 Cahill..... 72 |
| 1941 Marchildon..... 74 | 2004 Harden..... 167 | 1948 Marchildon..... 131 | 2010 Gonzalez..... 92 |
| 1942 Marchildon..... 110 | 2005 Zito..... 171 | 1949 Kellner..... 129 | 2011 Gonzalez..... 91 |
| 1943 Flores..... 113 | 2006 Haren..... 176 | 1950 Brissie..... 117 | 2012 Parker..... 63 |
| 1944 Newsom..... 142 | 2007 Haren..... 192 | 1951 Kellner..... 93 | 2013 Parker..... 63 |
| 1945 Newsom..... 127 | 2008 Eveland..... 118 | 1952 Byrd..... 98 | 2014 Gray..... 74 |
| 1946 Marchildon..... 95 | 2009 Anderson..... 150 | 1953 Byrd..... 115 | 2015 Gray..... 59 |
| 1947 Marchildon..... 128 | 2010 Gonzalez..... 171 | 1954 Portocarrero..... 114 | 2016 Graveman..... 47 |
| 1948 Brissie..... 128 | 2011 Gonzalez..... 197 | 1955 Ditmar..... 86 | |
| 1949 Brissie..... 118 | 2012 Parker..... 140 | 1956 Ditmar..... 108 | Bold denotes tied or led league |
| 1950 Brissie..... 101 | 2013 Griffin..... 171 | 1957 Trucks..... 62 | |
| 1951 Kellner..... 94 | 2014 Gray..... 183 | 1958 Garver..... 66 | |
| 1952 Shantz..... 152 | 2015 Gray..... 169 | 1959 Daley..... 62 | |
| 1953 Byrd..... 122 | 2016 Manaea..... 124 | Herbert..... 62 | |
| 1954 Portocarrero..... 132 | | 1960 Daley..... 96 | |
| 1955 Ditmar..... 79 | Walks | 1961 Walker..... 96 | |
| 1956 Ditmar..... 126 | 1901 Fraser..... 132 | 1962 Pfister..... 106 | |
| 1957 Terry..... 80 | 1902 Husting..... 91 | 1963 Wickersham..... 79 | |
| 1958 Terry..... 134 | 1903 Waddell..... 85 | 1964 Segui..... 94 | |
| 1959 Daley..... 125 | 1904 Waddell..... 91 | 1965 Talbot..... 86 | |
| 1960 Daley..... 126 | 1905 Waddell..... 90 | 1966 Hunter..... 64 | |
| 1961 Archer..... 110 | Bender..... 90 | 1967 Nash..... 87 | |
| 1962 Rakow..... 159 | 1906 Waddell..... 92 | 1968 Odom..... 98 | |
| 1963 Pena..... 128 | 1907 Plank..... 85 | 1969 Odom..... 112 | |
| 1964 Pena..... 184 | Dygert..... 85 | 1970 Odom..... 100 | |
| 1965 Segui..... 119 | 1908 Dygert..... 97 | 1971 Blue..... 88 | |
| 1966 Hunter..... 103 | 1909 Coombs..... 73 | 1972 Odom..... 87 | |

ATHLETICS HOME RUN HISTORY

20 OR MORE HOME RUNS IN A SEASON

| NO. | PLAYER | YEAR | NO. | PLAYER | YEAR | NO. | PLAYER | YEAR |
|-----|--------------------|-------------|-----|----------------------|-------------|-----|-----------------|------|
| 58 | Jimmie Foxx | 1932 | 29 | Gus Zernial | 1952 | | Jermaine Dye | 2004 |
| 52 | Mark McGwire | 1996 | | Reggie Jackson | 1968 | | Yoenis Céspedes | 2012 |
| 49 | Mark McGwire | 1987 | | Sal Bando | 1973 | 22 | Al Simmons | 1931 |
| 48 | Jimmie Foxx | 1933 | | Reggie Jackson | 1974 | | Bob Johnson | 1941 |
| 47 | Reggie Jackson | 1969 | | Gene Tenace | 1975 | | Eddie Robinson | 1953 |
| 44 | Jimmie Foxx | 1934 | | Eric Chavez | 2003 | | Bert Campaneris | 1970 |
| | Jose Canseco | 1991 | | Eric Chavez | 2004 | | Sal Bando | 1974 |
| 43 | Jason Giambi | 2000 | | Josh Willingham | 2011 | | Joe Rudi | 1974 |
| 42 | Gus Zernial | 1953 | | Josh Donaldson | 2014 | | Gene Tenace | 1976 |
| | Jose Canseco | 1988 | 28 | Bob Johnson | 1935 | | Wayne Gross | 1977 |
| | Mark McGwire | 1992 | | Jim Gentile | 1964 | | Jeff Newman | 1979 |
| | Khris Davis | 2016 | | Tony Armas | 1982 | | Tony Armas | 1981 |
| 39 | Mark McGwire | 1990 | | Rickey Henderson | 1990 | | Mike Davis | 1987 |
| | Mark McGwire | 1995 | | Ben Grieve | 1999 | | Dave Parker | 1989 |
| | Frank Thomas | 2006 | | Joe Hauser | 1924 | | Mark McGwire | 1991 |
| 38 | Bob Cerv | 1958 | 27 | Gus Zernial | 1957 | | Jose Canseco | 1992 |
| | Matt Stairs | 1999 | | Don Mincher | 1970 | | Ruben Sierra | 1993 |
| | Jason Giambi | 2001 | | Sal Bando | 1976 | | Geronimo Berroa | 1995 |
| 37 | Tilly Walker | 1922 | | Dwayne Murphy | 1982 | | Scott Brosius | 1996 |
| | Jimmie Foxx | 1930 | | Matt Stairs | 1997 | | Bobby Crosby | 2004 |
| | Jose Canseco | 1990 | | Jason Giambi | 1998 | | Erubiel Durazo | 2004 |
| 36 | Al Simmons | 1930 | | Ben Grieve | 2000 | | Eric Chavez | 2006 |
| | Jimmie Foxx | 1935 | | Miguel Tejada | 2003 | | Nick Swisher | 2007 |
| | Reggie Jackson | 1975 | | Eric Chavez | 2005 | | Coco Crisp | 2013 |
| | Geronimo Berroa | 1996 | | Marcus Semien | 2016 | 21 | Bing Miller | 1922 |
| 35 | Al Simmons | 1932 | 26 | Mike Epstein | 1972 | | Bob Johnson | 1933 |
| | Tony Armas | 1980 | | Gene Tenace | 1974 | | Harry Simpson | 1956 |
| | Dave Kingman | 1984 | | Matt Stairs | 1998 | | Joe Rudi | 1975 |
| | Dave Kingman | 1986 | | Eric Chavez | 2000 | | Mitchell Page | 1977 |
| | Terry Steinbach | 1996 | | Jack Cust | 2007 | | Miguel Tejada | 1999 |
| | John Jaha | 1999 | | Yoenis Céspedes | 2013 | | Matt Stairs | 2000 |
| | Nick Swisher | 2006 | 25 | Bob Johnson | 1936 | | Erubiel Durazo | 2003 |
| 34 | Al Simmons | 1929 | | Bob Johnson | 1937 | | Ramon Hernandez | 2003 |
| | Bob Johnson | 1934 | | Wally Moses | 1937 | | Nick Swisher | 2005 |
| | Rocky Colavito | 1964 | | Sam Chapman | 1941 | | Brandon Moss | 2012 |
| | Mark McGwire | 1997 | | Norm Siebern | 1962 | 20 | Frankie Hayes | 1939 |
| | Eric Chavez | 2002 | | Reggie Jackson | 1972 | | Sam Chapman | 1946 |
| | Miguel Tejada | 2002 | | Dave Henderson | 1991 | | Eddie Joost | 1952 |
| 33 | Jimmie Foxx | 1929 | | Jack Cust | 2009 | | Woodie Held | 1957 |
| | Gus Zernial | 1951 | | Brandon Moss | 2014 | | Bob Cerv | 1959 |
| | Dwayne Murphy | 1984 | 24 | Al Simmons | 1925 | | Sal Bando | 1970 |
| | Jose Canseco | 1986 | | Sam Chapman | 1949 | | Dwayne Murphy | 1985 |
| | Mark McGwire | 1989 | | Sal Bando | 1971 | | Dave Henderson | 1990 |
| | Jason Giambi | 1999 | | Gene Tenace | 1973 | | Harold Baines | 1991 |
| | Jack Cust | 2008 | | Mike Davis | 1985 | | Dave Henderson | 1993 |
| 32 | Reggie Jackson | 1971 | | Dave Henderson | 1988 | | Jason Giambi | 1996 |
| | Reggie Jackson | 1973 | | Jermaine Dye | 2002 | | Jason Giambi | 1997 |
| | Mark McGwire | 1988 | | Josh Donaldson | 2013 | | Eric Byrnes | 2004 |
| | Eric Chavez | 2001 | 23 | Tilly Walker | 1921 | | Josh Reddick | 2015 |
| | Josh Reddick | 2012 | | Mickey Cochrane | 1932 | | | |
| 31 | Bob Johnson | 1940 | | Mike Higgins | 1935 | | | |
| | Sal Bando | 1969 | | Bob Johnson | 1939 | | | |
| | Jose Canseco | 1987 | | Sam Chapman | 1940 | | | |
| | Miguel Tejada | 2001 | | Eddie Joost | 1949 | | | |
| 30 | Jimmie Foxx | 1931 | | Sam Chapman | 1950 | | | |
| | Bob Johnson | 1938 | | Ken Harrelson | 1965 | | | |
| | Gus Zernial | 1955 | | Reggie Jackson | 1970 | | | |
| | Dave Kingman | 1985 | | Billy Williams | 1975 | | | |
| | Miguel Tejada | 2000 | | Ruben Sierra | 1994 | | | |
| | Brandon Moss | 2013 | | Jose Canseco | 1997 | | | |

Athletics Home Run History, continued

HOME RUN LEADERS BY POSITION

Franchise – Career

| | | |
|----|------------------------------|-----|
| P | John Odom (1964-75) | 12 |
| C | Terry Steinbach (1986-96) | 116 |
| 1B | Mark McGwire (1986-97) | 349 |
| 2B | Mark Ellis (2002-11) | 84 |
| 3B | Eric Chavez (1998-10) | 223 |
| SS | Miguel Tejada (1997-03) | 156 |
| LF | Bob Johnson (1933-42) | 201 |
| CF | Dwayne Murphy (1978-87) | 152 |
| RF | Reggie Jackson (1967-75; 87) | 225 |
| DH | Dave Kingman (1984-86) | 98 |

Franchise – Season

| | | |
|----|------------------------|----|
| P | John Odom (1969) | 5 |
| C | Terry Steinbach (1996) | 34 |
| 1B | Jimmie Foxx (1932) | 51 |
| 2B | Mark Ellis (2007) | 19 |
| 3B | Eric Chavez (2001) | 32 |
| SS | Miguel Tejada (2002) | 34 |
| LF | Gus Zernial (1953) | 41 |
| CF | Dwayne Murphy (1984) | 33 |
| RF | Reggie Jackson (1969) | 45 |
| DH | Frank Thomas (2006) | 39 |

GRAND SLAM LEADERS

Franchise – Career

| | | |
|----|------------------------------|---|
| 1. | Jimmie Foxx (1925-35) | 9 |
| | Sam Chapman (1938-41, 45-51) | 9 |
| | Gus Zernial (1951-57) | 9 |
| | Mark McGwire (1986-97) | 9 |
| 5. | Bob Johnson (1933-42) | 8 |
| | Terry Steinbach (1986-96) | 8 |
| | Jason Giambi (1995-01) | 8 |
| 8. | Sal Bando (1966-76) | 7 |
| | Matt Stairs (1996-00) | 7 |
| | Miguel Tejada (1997-03) | 7 |

Franchise – Season

| | | |
|----|----------------------|---|
| 1. | Jason Giambi (2000) | 4 |
| 2. | Jimmie Foxx (1932) | 3 |
| | Jimmie Foxx (1934) | 3 |
| | Bob Johnson (1938) | 3 |
| | Gus Zernial (1952) | 3 |
| | Gene Tenace (1974) | 3 |
| | Dave Kingman (1984) | 3 |
| | Ben Grieve (2000) | 3 |
| | Miguel Tejada (2001) | 3 |
| | Brandon Moss (2014) | 3 |

INSIDE-THE-PARK HOME RUN LEADERS

Franchise – Career

| | | |
|----|--------------------------------|----|
| 1. | Danny Murphy (1902-13) | 18 |
| 2. | Harry Davis (1901-11; 13-17) | 9 |
| | Stuffy McInnis (1909-17) | 9 |
| 4. | Jimmie Foxx (1925-35) | 8 |
| 5. | Eddie Collins (1906-14; 27-30) | 7 |

Franchise – Season

| | | |
|----|-----------------------------------|---|
| 1. | Danny Murphy (1904) | 4 |
| 2. | 10 times; last Jimmie Foxx (1931) | 3 |

Oakland – Career

| | | |
|----|---------------------------------------|-----|
| P | John Odom (1968-75) | 12 |
| C | Terry Steinbach (1986-96) | 116 |
| 1B | Mark McGwire (1986-97) | 349 |
| 2B | Mark Ellis (2002-11) | 84 |
| 3B | Eric Chavez (1998-10) | 223 |
| SS | Miguel Tejada (1997-03) | 156 |
| LF | Rickey Henderson (1979-84; 89-95; 98) | 156 |
| CF | Dwayne Murphy (1978-87) | 152 |
| RF | Reggie Jackson (1968-75; 87) | 225 |
| DH | Dave Kingman (1984-86) | 98 |

Oakland – Season

| | | |
|----|------------------------|----|
| P | John Odom (1969) | 5 |
| C | Terry Steinbach (1996) | 34 |
| 1B | Mark McGwire (1987) | 48 |
| 2B | Mark Ellis (2007) | 19 |
| 3B | Eric Chavez (2001) | 32 |
| SS | Miguel Tejada (2002) | 34 |
| LF | Ben Grieve (1999) | 28 |
| CF | Dwayne Murphy (1984) | 33 |
| RF | Reggie Jackson (1969) | 45 |
| DH | Frank Thomas (2006) | 39 |

Oakland – Career

| | | |
|----|----------------------------|---|
| 1. | Mark McGwire (1986-97) | 9 |
| 2. | Terry Steinbach (1986-96) | 8 |
| | Jason Giambi (1995-01; 09) | 8 |
| 4. | Sal Bando (1968-76) | 7 |
| | Matt Stairs (1996-00) | 7 |
| | Miguel Tejada (1997-03) | 7 |
| 7. | Gene Tenace (1969-76) | 7 |
| 8. | Joe Rudi (1968-76; 82) | 5 |
| | Dave Kingman (1984-86) | 5 |
| | Eric Chavez (1998-10) | 5 |

Oakland – Season

| | | |
|----|--|---|
| 1. | Jason Giambi (2000) | 4 |
| 2. | Gene Tenace (1974) | 3 |
| | Dave Kingman (1984) | 3 |
| | Ben Grieve (2000) | 3 |
| | Miguel Tejada (2001) | 3 |
| | Brandon Moss (2014) | 3 |
| 7. | 26 times; last: Stephen Vogt (2015) | 2 |

Oakland – Career

| | | |
|----|------------------------------|---|
| 1. | Reggie Jackson (1968-75; 87) | 4 |
| 2. | 18 times | 1 |

Oakland – Season

| | | |
|----|------------------------------------|---|
| 1. | Reggie Jackson (1968) | 2 |
| 2. | 20 times; last Nick Swisher (2006) | 1 |

PINCH HIT HOME RUN LEADERS

Franchise – Career

| | | |
|----|-------------------------------------|---|
| 1. | Gus Zernial (1951-57) | 5 |
| | Jeff Burroughs (1982-84) | 5 |
| | Mark McGwire (1986-97) | 5 |
| | Terry Steinbach (1986-96) | 5 |
| | Mike Aldrete (1993-95) | 5 |
| 6. | five times | 4 |

Franchise – Season

| | | |
|----|----------------------------------|---|
| 1. | Jeff Burroughs (1982) | 4 |
| 2. | Allie Clark (1952) | 3 |
| | Kite Thomas (1952) | 3 |
| | Bob Cerv (1957) | 3 |
| | Frank Fernandez (1970) | 3 |
| | Rich McKinney (1977) | 3 |
| | Jeff Newman (1978) | 3 |
| | Derek Norris (2013) | 3 |

Oakland – Career

| | | |
|----|-------------------------------------|---|
| 1. | Jeff Burroughs (1982-84) | 5 |
| | Mark McGwire (1986-87) | 5 |
| | Terry Steinbach (1986-96) | 5 |
| | Mike Aldrete (1993-95) | 5 |
| 5. | Matt Stairs (1996-00) | 4 |
| | Olmedo Saenz (1999-02) | 4 |
| | Derek Norris (2012-14) | 4 |

Oakland – Season

| | | |
|----|--|---|
| 1. | Jeff Burroughs (1982) | 4 |
| 2. | Frank Fernandez (1970) | 3 |
| | Rich McKinney (1977) | 3 |
| | Jeff Newman (1978) | 3 |
| | Derek Norris (2013) | 3 |
| 6. | 10 times; last: John Jaso (2014) | 2 |

LEAD OFF HOME RUN LEADERS

Franchise – Career

| | | |
|----|---|----|
| 1. | Rickey Henderson (1979-84; 89-95; 98) | 43 |
| 2. | Eddie Joost (1947-54) | 19 |
| 3. | Coco Crisp (2010-16) | 15 |
| 4. | Bert Campaneris (1964-76) | 13 |
| 5. | Max Bishop (1924-33) | 9 |
| 6. | Wally Moses (1935-41; 49-51) | 7 |

Franchise – Season

| | | |
|----|-----------------------------------|---|
| 1. | Rickey Henderson (1993) | 7 |
| 2. | Eddie Joost (1948) | 6 |
| | Bert Campaneris (1970) | 6 |
| 4. | Rickey Henderson (1990) | 5 |
| | Rickey Henderson (1991) | 5 |
| | Rickey Henderson (1992) | 5 |
| | Coco Crisp (2013) | 5 |

Oakland – Career

| | | |
|----|---|----|
| 1. | Rickey Henderson (1979-84; 89-95; 98) | 43 |
| 2. | Coco Crisp (2010-16) | 15 |
| 3. | Bert Campaneris (1968-76) | 10 |
| 4. | Mark Kotsay (2004-07) | 5 |
| 5. | Eric Byrnes (2000-04) | 4 |
| | Tony Phillips (1982-89; 99) | 4 |

Oakland – Season

| | | |
|----|-----------------------------------|---|
| 1. | Rickey Henderson (1993) | 7 |
| 2. | Bert Campaneris (1970) | 6 |
| 3. | Rickey Henderson (1990) | 5 |
| | Rickey Henderson (1991) | 5 |
| | Rickey Henderson (1992) | 5 |
| | Coco Crisp (2013) | 5 |

GAME ENDING HOME RUN LEADERS

Franchise – Career

| | | |
|----|---|---|
| 1. | Reggie Jackson (1967-75; 87) | 5 |
| | Rickey Henderson (1979-84; 89-95; 98) | 5 |
| | Matt Stairs (1996-00) | 5 |
| 4. | Jimmie Foxx (1925-35) | 4 |
| | Al Simmons (1924-32; 40-41; 44) | 4 |
| | Dwayne Murphy (1978-87) | 4 |
| | Josh Donaldson (2010, 12-14) | 4 |

Franchise – Season

| | | |
|----|---------------------------------|---|
| 1. | Reggie Jackson (1971) | 3 |
| | Dave Kingman (1986) | 3 |
| | Matt Stairs (1999) | 3 |
| | Josh Donaldson (2014) | 3 |
| 5. | eight times | 2 |

Oakland – Career

| | | |
|----|---|---|
| 1. | Reggie Jackson (1968-75; 87) | 5 |
| | Rickey Henderson (1979-84; 89-95; 98) | 5 |
| | Matt Stairs (1996-00) | 5 |
| 4. | Dwayne Murphy (1978-87) | 4 |
| | Josh Donaldson (2010, 12-14) | 4 |
| 6. | nine times | 3 |

Oakland – Season

| | | |
|----|--|---|
| 1. | Reggie Jackson (1971) | 3 |
| | Dave Kingman (1986) | 3 |
| | Matt Stairs (1999) | 3 |
| | Josh Donaldson (2014) | 3 |
| 5. | seven times; last: Brandon Moss (2013) | 2 |

ATHLETICS MOST ALL-STAR GAME SELECTIONS

| | |
|---|------------------|
| 9 | Mark McGwire |
| 6 | Jim Hunter |
| 6 | Reggie Jackson |
| 6 | Rickey Henderson |
| 5 | Bert Campaneris |
| 5 | Bob Johnson |
| 5 | Jose Canseco |

Athletics Home Run History, continued

ATHLETICS GAMES OF FIVE OR MORE HOME RUNS

| No. | Opponent | H/A | Date | Hitters |
|-----|---------------|-----|----------------|---|
| 8 | California | A | June 27, 1996 | Berroa, Brosius 2, Giambi, Herrera, McGwire, Steinbach, Young |
| 7 | Detroit | H | June 3, 1921 | Dugan, Dykes 2, Perkins, Walker, Welch 2 |
| 7 | Cleveland (2) | A | July 6, 1990 | Canseco, R. Henderson 2, Lansford, McGwire 2, Quirk |
| 6 | Cleveland | H | July 18, 1980 | Armas 2, Essian, Murphy, Page 2 |
| 6 | Minnesota | H | Aug. 3, 1991 | Baines, Canseco, D. Henderson 3, McGwire |
| 6 | Boston | H | Aug. 21, 1997 | Bellhorn, Canseco, Giambi, McDonald, Spiezio, Young |
| 6 | Toronto | H | Aug. 18, 1998 | Christenson, Giambi, Spiezio 2, Stairs 2 |
| 6 | Cleveland | H | Aug. 24, 1999 | Hinch, Jaha 2, Spiezio, Velarde 2 |
| 6 | Tampa Bay | H | Sept. 9, 2000 | Ja. Giambi 2, Grieve, Hernandez, Long, Tejada |
| 6 | Anaheim | H | Sept. 11, 2003 | Byrnes, Chavez 2, Ellis, Hernandez, McMillon |
| 6 | Kansas City | A | May 10, 2007 | Chavez, Cust 2, Johnson 2, Putnam |
| 6 | Arizona | A | June 17, 2008 | Ellis 2, Chavez, Crosby, Davis, Suzuki |
| 5* | Minnesota | H | July 19, 2015 | Butler, Phegley, Reddick, Smolinski 2 |

* 41 times total; game listed is most recent

OPPONENT GAMES OF FIVE OR MORE HOME RUNS

| No. | Opponent | H/A | Date | Hitters |
|-----|------------------|-----|----------------|---|
| 7 | Seattle | A | Apr. 11, 1985 | Cowens, Bradley, Presley, Thomas 3, Henderson |
| 6 | Detroit | H | Aug. 17, 1969 | Northrup, Wert, Tresh, Kaline 2, Stanley |
| 6 | Seattle | A | Aug. 2, 1983 | Owen, D. Henderson 2, S. Henderson 2, Ramos |
| 6 | California | A | Apr. 23, 1985 | Jackson 2, Narron, Schofield, Grich, DeCinces |
| 6 | Minnesota | H | Aug. 15, 1993 | Brito 2, Puckett 2, Harper, Reboulet |
| 6 | Boston | A | Apr. 19, 1994 | Vaughn 2, Cooper, Naehring 2, Greenwell |
| 6 | Baltimore | A | May 8, 2016 | Alvarez, Machado 2, Rickard, Schoop, Trumbo |
| 5* | Los Angeles (AL) | A | Sept. 30, 2015 | Calhoun, Freese, Giavotella, Perez, Trout |

*25 times total; game listed most recent

MOST HOME RUNS, INNING – ATHLETICS

| No. | Opponent | H/A | Date | Hitters |
|-----|-----------|-----|---------------|--------------------------------------|
| 4 | Boston | H | Aug. 21, 1997 | Giambi, Young, McDonald, Canseco (3) |
| 4 | Tampa Bay | H | Sept. 1, 1999 | Tejada, Chavez, Giambi, Jaha (4) |
| 4 | Chicago | H | Apr. 27, 2002 | Hatteberg, Long, Pena, Menechino (3) |

MOST HOME RUNS, INNING – OPPONENTS

| No. | Opponent | H/A | Date | Hitters |
|-----|-----------|-----|----------------|---|
| 5 | Minnesota | A | June 9, 1966 | Rollins, Versalles, Oliva, Mincher, Killebrew (7) |
| 4 | Boston | H | Sept. 24, 1940 | Williams, Foxx, Cronin, Tabor (6) |
| 4 | Boston | H | Aug. 26, 1957 | Zauchin, Lepcio, Malzone, Piersall (7) |
| 4 | Minnesota | H | May 2, 1964 | Oliva, Allison, Hall, Killebrew (11) |
| 4 | Minnesota | A | May 16, 1983 | Mitchell, Gaetti, Hatcher, Engle (9) |
| 4 | Seattle | A | Sept. 21, 1996 | Rodriguez, Griffey, Martinez, Sorrento (3) |

CONSECUTIVE HOME RUNS - ATHLETICS

| No. | Opponent | H/A | Date | Hitters |
|-----|----------------|-----|----------------|---------------------------------|
| 3 | Washington | H | May 2, 1922 | Walker, Perkins, Miller |
| 3 | Cleveland | H | June 18, 1930 | Simmons, Foxx, Miller |
| 3 | St. Louis | A | July 17, 1934 | Johnson, Foxx, Higgins |
| 3 | New York | H | Aug. 19, 1962 | Cimoli, Causey, Bryan |
| 3 | Minnesota (G1) | H | June 22, 1969 | Kubiak, Jackson, Bando |
| 3 | Kansas City | H | June 19, 1979 | Gross, Revering, Heath |
| 3 | Cleveland | A | June 3, 1980 | Revering, Page, Armas |
| 3 | Cleveland | A | May 16, 1990 | Canseco, McGwire, Hassey |
| 3 | Cleveland | A | July 6, 1990 | R. Henderson, Lansford, Canseco |
| 3 | Kansas City | A | June 16, 2000 | Chavez, Tejada, Hernandez |
| 3 | Kansas City | H | June 23, 2000 | Velarde, Ja. Giambi, Grieve |
| 3 | Texas | H | April 15, 2006 | Chavez, Thomas, Bradley |

CONSECUTIVE HOME RUNS - OPPONENTS

| No. | Opponent | H/A | Date | Hitters |
|-----|------------------------|-----|----------------|-----------------------------------|
| 4 | Minnesota | H | May 2, 1964 | Oiva, Allison, Hall, Killebrew |
| 3 | 16 times, most recent: | | | |
| | Los Angeles | H | Sept. 18, 2008 | Morales, Napoli, Wood |
| | Seattle | A | Sept. 21, 1996 | Rodriguez, Griffey, Martinez |
| | Kansas City | A | Aug. 28, 1986 | Brett, White, Quirk |
| | Toronto | A | Apr. 26, 1984 | Upshaw, Bell, Barfield |
| | Seattle | A | Aug. 2, 1983 | S. Henderson, D. Henderson, Ramos |
| | Milwaukee | H | June 5, 1982 | Young, Cooper, Oglive |
| | Baltimore | A | May 8, 1979 | Murray, May, Roenicke |

MOST HOME RUNS — ATHLETICS

| HR | Player | Date | HR | Player | Date |
|----|-----------------------------------|----------------|----|-------------------------------------|---------------------|
| 3 | Joe Hauser at Cleveland..... | Aug. 2, 1924 | 3 | Mark McGwire at Cleveland..... | June 27, 1987 |
| 3 | Mickey Cochrane at St. Louis..... | May 21, 1925 | 3 | Jose Canseco at Toronto | July 3, 1988 |
| 3 | Jimmie Foxx at Cleveland..... | July 10, 1932 | 3 | Harold Baines vs. Baltimore..... | May 7, 1991 |
| 3 | Al Simmons vs. Detroit..... | July 15, 1932 | 3 | Dave Henderson vs. Minnesota..... | Aug. 3, 1991 |
| 3 | Jimmie Foxx vs. New York | June 8, 1933 | 3 | Mark McGwire at Boston..... | June 11, 1995 |
| 3 | Ed Coleman vs. Chicago | Aug. 17, 1934 | 3 | Ernie Young vs. Minnesota | May 10, 1996 |
| 3 | Pinky Higgins vs. Boston | June 27, 1935 | 3 | Geronimo Berroa at New York | May 22, 1996 |
| 3 | Sam Chapman vs. Boston | Aug. 15, 1946 | 3 | Geronimo Berroa vs. Minnesota | Aug. 12, 1996 |
| 3 | Hector Lopez vs. Washington | June 26, 1958 | 3 | Miguel Tejada vs. Los Angeles..... | June 11, 1999 |
| 3 | Preston Ward vs. Baltimore | Sept. 9, 1958 | 3 | Miguel Tejada at Texas..... | June 30, 2001 |
| 3 | Bob Cerv vs. Boston | Aug. 20, 1959 | 3 | Erubiel Durazo at Baltimore..... | Aug. 18, 2004 |
| 3 | Manny Jimenez at Baltimore..... | July 4, 1964 | 3 | Josh Reddick at Toronto | Aug. 9, 2013 |
| 3 | Reggie Jackson vs. Seattle..... | July 2, 1969 | 3 | Danny Valencia at Tampa Bay | May 15, 2016 |
| 3 | Dave Kingman at Seattle | April 16, 1984 | 3 | Khris Davis vs. Texas | May 17, 2016 |

MOST HOME RUNS — OPPONENTS

| HR | Player | Date | HR | Player | Date |
|----|----------------------------------|----------------------|----|-------------------------------------|----------------|
| 4 | Lou Gehrig, New York (AL) | June 3, 1932 | 3 | Jim King, Washington | June 8, 1964 |
| 4 | Pat Seery, Chicago (AL) | July 18, 1948 (G#1) | 3 | Jim Rice, Boston | Aug. 29, 1977 |
| 3 | Babe Ruth, New York (AL)..... | May 21, 1930 (G#1) | 3 | Larry Herndon, Detroit | May 18, 1982 |
| 3 | Lou Gehrig, New York (AL) | May 22, 1930 (G#2) | 3 | Gorman Thomas, Seattle | April 11, 1985 |
| 3 | Goose Goslin, St. Louis | Aug. 19, 1930 | 3 | Danny Tartabull, Kansas City..... | July 6, 1991 |
| 3 | Tony Lazzeri, New York (AL)..... | May 24, 1936 | 3 | Jack Clark, Boston | July 31, 1991 |
| 3 | Merv Connors, Chicago (AL)..... | Sept. 17, 1938 (G#2) | 3 | Manny Ramirez, Cleveland | Aug. 25, 1999 |
| 3 | Jim Tabor, Boston | July 4, 1939 (G#2) | 3 | Juan Gonzalez, Texas | Sept. 24, 1999 |
| 3 | Al Rosen, Cleveland | April 29, 1952 | 3 | John Buck, Toronto | April 29, 2010 |
| 3 | Al Kaline, Detroit | April 17, 1955 | 3 | Miguel Cabrera, Detroit | May 28, 2010 |
| 3 | Lee Thomas, Los Angeles..... | Sept. 5, 1961 (G#2) | 3 | Jarrett Parker, San Francisco | Sept. 26, 2015 |

HOME RUN IN FIRST GAME WITH THE OAKLAND A'S

| Player | Opponent (Date) | Player | Opponent (Date) |
|------------------------|---------------------------------|----------------------------|---|
| *Joe Keough | at New York (Aug. 7, 1968) (G2) | *Jay Payton | Texas (July 15, 2005) |
| Don Mincher | at Kansas City (April 7, 1970) | *Frank Thomas..... | New York (April 3, 2006) |
| *Don Baylor | at California (April 9, 1976) | Jack Cust | at Tampa Bay (May 6, 2007) |
| Earl Williams..... | Minnesota (April 9, 1977) | *Adam Rosales | at Los Angeles-AL (April 11, 2010) |
| Mike Heath | Kansas City (June 19, 1979) | *Josh Willingham | Seattle (April 1, 2011) |
| *Terry Steinbach | at Cleveland (Sept. 12, 1986) | Jonny Gomes | vs. Seattle at Tokyo (March 29, 2012) |
| *Dave Henderson | Seattle (April 4, 1988) | Chris Young | Seattle (April 3, 2013) |
| Scott Brosius | Seattle (Aug. 7, 1991) | *Adam Dunn | Seattle (Sept. 1, 2014) |
| *Tilson Brito | Milwaukee (Aug. 10, 1997) (G2) | *Ben Zobrist | Texas (April 6, 2015) |
| Ed Sprague, Jr..... | Cleveland (Aug. 2, 1998) | Brett Eibner | Chicago-NL (Aug. 5, 2016) |
| Tom Wilson..... | Chicago-AL (May 19, 2001) | | |
| David Justice | Texas (April 1, 2002) | | |
| *Erubiel Durazo | Seattle (April 1, 2003) | | |

*indicates players who homered in their first at bat.

Athletics Home Run History, continued

COLISEUM HOME RUNS

Since its opening in 1968 a total of 6,918 Major League home runs have been hit in the Coliseum during the regular season, an average of 141.2 per year.

COLISEUM CAREER HOME RUN LEADERS

| Player | No. |
|------------------|------|
| Mark McGwire | 166 |
| Reggie Jackson | 146* |
| Jose Canseco | 122* |
| Eric Chavez | 115 |
| Jason Giambi | 115* |
| Sal Bando | 90 |
| Miguel Tejada | 83 |
| Rickey Henderson | 82* |
| Dwayne Murphy | 67 |
| Matt Stairs | 67* |

* Home Runs hit while non-Athletic (included in individual total): Canseco (8), Giambi (6), Henderson (3), Jackson (13), Stairs (3)

NON-A'S COLISEUM CAREER HOME RUN LEADERS

| Player | No. |
|-------------------|-----|
| Alex Rodriguez | 21 |
| Mark Teixeira | 20 |
| Rafael Palmeiro | 20 |
| Jay Buhner | 18 |
| Carlton Fisk | 18 |
| Brian Downing | 17 |
| Juan Gonzalez | 17 |
| Vladimir Guerrero | 16 |
| Cal Ripken | 16 |
| Danny Tartabull | 16* |
| Frank Thomas | 16* |
| Greg Vaughn | 16 |

* Does not include home runs hit while a member of the Athletics: Tartabull (1), Thomas (27).

OAKLAND ATHLETICS STREAKS

CONSECUTIVE WINS

Overall

| | |
|----|-------------------------------------|
| 20 | August 13-September 4, 2002 |
| 14 | April 23-May 9, 1988 |
| 11 | August 2-12, 2001 |
| 11 | April 9-19, 1981 |
| 10 | June 8-18, 2006 |
| 10 | August 23-September 2, 2003 |
| 10 | September 8-18, 1992 |
| 9 | seven times, last: April 3-12, 2013 |

Home

| | |
|-----|-------------------------------|
| 20* | August 25, 2001-April 3, 2002 |
| 12 | August 13-September 14, 2002 |
| 11 | May 17-June 13, 2013 |
| 10 | August 11-September 1, 2006 |
| 10 | April 11-May 3, 1991 |
| 9 | June 18-July 1, 2005 |
| 9 | May 2-28, 1999 |
| 9 | September 6-29, 1992 |
| 9 | Sept. 26, 1977-April 14, 1978 |
| 9 | August 7-15, 1976 |
| 9 | August 19-September 19, 1970 |

*streak includes final 17 games of 2001 and first three games of 2002

Road

| | |
|----|-------------------------------|
| 12 | August 24-September 12, 2012 |
| 12 | July 31-August 15, 1971 |
| 11 | April 9-26, 1981 |
| 10 | August 19-28, 2002 |
| 9 | Sept. 24, 1989-April 26, 1990 |
| 9 | April 23-May 3, 1988 |
| 8 | July 19-August 2, 2005 |
| 8 | June 16-24, 2002 |
| 8 | August 16-31, 2001 |
| 8 | April 13-26, 1990 |
| 8 | June 3-10, 1972 |
| 8 | May 31-June 20, 1971 |

CONSECUTIVE LOSSES

Overall

| | |
|-----|--|
| 14 | July 29-August 12, 1977 |
| 12* | Sept. 22, 1995-April 4, 1996 |
| 12 | April 19-30, 1994 |
| 11 | June 8-18, 1978 |
| 10 | May 30-June 9, 2011 |
| 10 | July 28-August 7, 2008 |
| 9 | seven times, last: May 22-June 1, 2012 |

*streak includes final nine games of 1995 and first three games of 1996

Home

| | |
|----|-------------------------------|
| 12 | July 29-August 21, 1977 |
| 11 | Sept. 19, 1978-April 15, 1979 |
| 9 | June 4-20, 1982 |
| 8 | June 23-July 9, 1979 |
| 8 | May 3-22, 1994 |
| 8 | April 8-May 1, 2001 |
| 8 | September 9-24, 2016 |
| 7 | August 20-September 6, 1978 |
| 7 | June 2-9, 1979 |
| 7 | September 11-27, 1987 |
| 7 | August 30-September 17, 1993 |

Road

| | |
|-----|---|
| 15 | May 24-June 23, 1986 |
| 13 | May 31-June 30, 1979 |
| 12* | September 5, 1995-April 9, 1996 |
| 11 | May 21-June 9, 2005 |
| 10 | May 14-30, 1981 |
| 10 | April 19-May 6, 1994 |
| 9 | seven times, last: May 24-June 11, 2016 |

*streak includes final 11 games of 1995 and first game of 1996

ATHLETICS LOW-HIT GAMES

ATHLETICS NO-HITTERS (11 NINE INNINGS; 3 LESS THAN 9)

| Date | Pitchers | Opponent | Score |
|----------------|--|---|-------|
| July 22, 1905 | Weldon Henley | at St. Louis (1st game) | 6-0 |
| Aug. 15, 1905 | Rube Waddell | vs. St. Louis* | 2-0 |
| Aug. 29, 1906 | Jimmy Dygert & Rube Waddell | vs. Chicago* | 4-3 |
| Oct. 5, 1907 | Rube Vickers | at Washington (2nd game, Perfect Game)* | 4-0 |
| May 12, 1910 | Chief Bender | vs. Cleveland | 4-0 |
| Aug. 26, 1916 | Joe Bush | vs. Cleveland | 5-0 |
| Sept. 9, 1945 | Dick Fowler | vs. St. Louis (2nd game) | 1-0 |
| Sept. 3, 1947 | Bill McCahan | vs. Washington | 3-0 |
| May 8, 1968 | Jim Hunter | vs. Minnesota (Perfect Game) | 4-0 |
| Sept. 21, 1970 | Vida Blue | vs. Minnesota | 6-0 |
| Sept. 28, 1975 | Vida Blue, Glenn Abbott, Paul Lindblad, Rollie Fingers | vs. California | 5-0 |
| Sept. 29, 1983 | Mike Warren | vs. Chicago | 3-0 |
| June 29, 1990 | Dave Stewart | at Toronto | 5-0 |
| May 9, 2010 | Dallas Braden | vs. Tampa Bay (Perfect Game) | 4-0 |

*5 innings

NO-HITTERS AGAINST ATHLETICS (14)

| Date | Pitchers | Opponent | Score |
|----------------|---|--------------------------|-------|
| May 5, 1904 | Cy Young | at Boston (Perfect Game) | 0-3 |
| Sept. 20, 1908 | Frank Smith | at Chicago | 0-1 |
| Sept. 4, 1923 | Sam Jones | vs. New York | 0-2 |
| Sept. 7, 1923 | Howard Ehmke | vs. Boston | 0-4 |
| July 10, 1947 | Don Black | at Cleveland (1st game) | 0-3 |
| May 6, 1953 | Bobo Holloman | at St. Louis | 0-6 |
| Aug. 26, 1962 | Jack Kralick | at Minnesota | 0-1 |
| Aug. 13, 1969 | Jim Palmer | at Baltimore | 0-8 |
| July 3, 1970 | Clyde Wright | at California | 0-4 |
| July 30, 1973 | Jim Bibby | vs. Texas | 0-6 |
| July 19, 1974 | Dick Bosman | at Cleveland | 0-4 |
| July 28, 1976 | John Odom & Francisco Barrios | vs. Chicago | 1-2 |
| June 11, 1990 | Nolan Ryan | vs. Texas | 0-5 |
| July 13, 1991 | Bob Milacki, Mike Flanagan, Mark Williamson & Gregg Olson | vs. Baltimore | 0-2 |

OAKLAND ATHLETICS ONE-HITTERS (34)

| Date | Pitchers | Broken Up By | Inn. | Opponent | H/A | Score |
|----------------|--|------------------|------------|-------------|-----|-------|
| June 7, 1968 | John Odom | Dave Johnson | 9 (2 outs) | Baltimore | A | 6-1 |
| Aug. 10, 1968 | John Odom, Diego Segui, Jack Aker | Frank Howard | 1 | Washington | A | 4-1 |
| May 24, 1970 | Chuck Dobson | Gail Hopkins | 1 | Chicago | A | 5-1 |
| Sept. 11, 1970 | Vida Blue | Pat Kelly | 8 | Kansas City | A | 3-0 |
| July 16, 1971 | Vida Blue | Tony Taylor | 4 | Detroit | H | 4-0 |
| May 31, 1973 | Ken Holtzman, Rollie Fingers | Matty Alou | 7 | New York | A | 6-0 |
| June 8, 1975 | Ken Holtzman | Tom Veryzer | 9 (2 outs) | Detroit | H | 4-0 |
| June 10, 1975 | Jim Perry | Al Bumbry | 6 | Baltimore | H | 4-0 |
| Aug. 28, 1976 | Vida Blue | Mickey Stanley | 9 (1 out) | Detroit | H | 5-2 |
| May 9, 1979 | Mike Norris | Gary Roenicke | 7 | Baltimore | A | 4-2 |
| July 5, 1979 | Rick Langford | Brian Downing | 5 | California | A | 3-0 |
| June 23, 1984 | Tim Conroy, Bill Caudill | Alan Bannister | 5 | Texas | H | 5-1 |
| Oct. 5, 1986 | Curt Young | Kevin Seitzer | 7 | Kansas City | H | 6-0 |
| June 9, 1987 | Curt Young | Kenny Williams | 8 | Chicago | H | 8-3 |
| Aug. 4, 1988 | Dave Stewart | Jay Buhner | 3 | Seattle | H | 2-0 |
| May 26, 1989 | Todd Burns, Rick Honeycutt, Eric Plunk | Rickey Henderson | 4 | New York | A | 4-0 |
| Apr. 14, 1992 | Ron Darling, Rick Honeycutt | Keith Miller | 8 | Kansas City | A | 1-3 |
| June 23, 1994 | Bobby Witt | Greg Gagne | 6 | Kansas City | H | 4-0 |
| May 27, 1995 | Steve Ontiveros | Luis Polonia | 6 | New York | H | 3-0 |
| Aug. 28, 2000 | Tim Hudson | Frank Thomas | 4 | Chicago | H | 3-0 |
| July 6, 2001 | Mark Mulder | Danny Bautista | 8 | Arizona | A | 3-0 |
| July 19, 2002 | Cory Lidle | Juan Gonzalez | 8 | Texas | H | 10-0 |

Athletics Low-Hit Games, continued

| Date | Pitchers | Broken Up By | Inn. | Opponent | H/A | Score |
|-----------------|---|------------------|------|------------------|-----|-------|
| August 4, 2002 | Cory Lidle, Ricardo Rincon, Chad Bradford, Billy Koch | Wendell Magee | 6 | Detroit | H | 4-0 |
| August 21, 2002 | Cory Lidle | Ellis Burks | 1 | Cleveland | A | 6-0 |
| June 26, 2005 | Rich Harden, Ron Flores, Kiko Calero | Deivi Cruz | 5 | San Francisco | H | 16-0 |
| April 8, 2006 | Barry Zito, Kiko Calero, Joe Kennedy, Huston Street | Richie Sexson | 2 | Seattle | A | 3-0 |
| June 30, 2007 | Chad Gaudin, Rich Harden | Johnny Damon | 6 | New York (AL) | A | 7-0 |
| May 24, 2008 | Justin Duchscherer, Huston Street | David Ortiz | 7 | Boston | H | 3-0 |
| Sept. 16, 2009 | Trevor Cahill, Michael Wuertz, Andrew Bailey | Marlon Byrd | 2 | Texas | A | 4-0 |
| Sept. 23, 2010 | Dallas Braden, Brad Ziegler | Nelson Cruz | 1 | Texas | H | 5-0 |
| June 28, 2011 | Gio Gonzalez, Andrew Bailey | Emilio Bonifacio | 1 | Florida | H | 1-0 |
| April 6, 2015 | Sonny Gray, Evan Scribner | Ryan Rua | 8 | Texas | H | 8-0 |
| April 23, 2015 | Jesse Chavez, Dan Otero, Tyler Clippard | Kole Calhoun | 3 | Los Angeles (AL) | A | 0-2 |
| June 11, 2015 | Scott Kazmir, Evan Scribner | Elvis Andrus | 5 | Texas | H | 7-0 |

MOST RECENT ONE-HITTERS AGAINST ATHLETICS (30 TOTAL)

| Date | Pitchers | Opponent | H/A | Score |
|----------------|--|------------------|-----|-------|
| July 31, 2015 | Danny Salazar, Cody Allen | Cleveland | H | 1-2 |
| May 21, 2014 | Erik Bedard, Brad Boxberger, Jake McGee, Joel Peralta, Grant Balfour | Tampa Bay | A | 3-2 |
| May 22, 2012 | C.J. Wilson, Ernesto Frieri | Los Angeles (AL) | H | 0-5 |
| May 19, 2012 | Ryan Vogelsong, Javier Lopez, Clay Hensley | San Francisco | A | 0-4 |
| April 10, 2012 | Danny Duffy, Aaron Crow | Kansas City | H | 0-3 |
| Aug. 21, 2011 | Luis Perez, Casey Janssen | Toronto | H | 0-1 |
| Sept. 2, 2010 | CC Sabathia, Jonathan Albaladejo | New York (AL) | A | 0-5 |
| Aug. 16, 2010 | Shaun Marcum | Toronto | H | 1-3 |
| June 7, 2007 | Curt Schilling | Boston | H | 0-1 |
| July 7, 2006 | John Lackey | Los Angeles (AL) | H | 0-3 |
| June 20, 2006 | Jason Jennings, Tom Martin, Brian Fuentes | Colorado | A | 0-6 |
| May 21, 2006 | Matt Cain | San Francisco | H | 0-6 |
| May 2, 1998 | Roger Clemens, Paul Quantrill | Toronto | H | 0-7 |
| Sept. 2, 1996 | David Cone, Mariano Rivera | New York (AL) | H | 0-5 |
| June 15, 1995 | Mark Gubicza | Kansas City | H | 0-7 |
| June 21, 1994 | Kevin Appier, Mike Magnante, Stan Belinda, Rusty Meacham | Kansas City | H | 0-2 |

OAKLAND ATHLETICS STEALS OF HOME

| | | | |
|-------------|---|-------------|---|
| 1968 | Sal Bando vs. Detroit, May 26 | 1984 | Carney Lansford vs. Kansas City, June 18 |
| | Danny Cater vs. Chicago, September 24 | 1985 | Rob Picciolo at Boston, May 11 |
| | Danny Cater vs. Minnesota, September 28 | | Mike Davis at Chicago, June 20 |
| 1969 | Danny Cater vs. Seattle, May 4 | | Donnie Hill vs. Cleveland, June 21 |
| 1974 | Angel Mangual vs. Detroit, May 27 | | Mike Gallego at Chicago, September 21 |
| 1976 | Claudell Washington vs. Minnesota, September 15 | 1986 | Alfredo Griffin at Seattle, April 18 |
| 1978 | Taylor Duncan vs. Kansas City, July 2 (Game 1) | | Carney Lansford at Milwaukee, May 1 |
| 1979 | Wayne Gross at Seattle, April 11 | | Dwayne Murphy at Milwaukee, July 6 |
| 1980 | Rickey Henderson vs. California, April 20 | 1987 | Reggie Jackson at Seattle, April 18 |
| | Wayne Gross vs. Detroit, May 3 | 1989 | Mike Gallego vs. California, April 22 |
| | Dwayne Murphy vs. Detroit, May 3 | 1991 | Jose Canseco at Minnesota, April 23 |
| | Dwayne Murphy vs. Kansas City, May 28 | | Mike Gallego at Seattle, August 15 |
| | Wayne Gross vs. Kansas City, May 28 | | Scott Brosius at Kansas City, October 2 |
| | Jeff Cox at Chicago, July 4 | 1992 | Mike Bordick vs. Kansas City, April 6 |
| | Rickey Henderson vs. Cleveland, July 19 | | Carney Lansford vs. Detroit, July 19 |
| 1981 | Dave McKay vs. Toronto, September 30 | 1997 | Jose Canseco at Texas, May 22 |
| 1982 | Davey Lopes at Seattle, April 17 | 1998 | Miguel Tejada vs. Tampa Bay, September 6 |
| | Dave McKay vs. Cleveland, May 8 | 2000 | Jason Giambi at Los Angeles (NL), June 11 |
| | Rickey Henderson at Chicago, June 8 | | Eric Chavez at Toronto, September 1 |
| | Rickey Henderson at California, July 26 | 2006 | Jay Payton at Baltimore, July 17 |
| | Jeff Burroughs vs. Boston, August 20 | 2008 | Bobby Crosby at Texas, May 11 |
| 1983 | Bill Almon vs. Milwaukee, May 24 | | Carlos Gonzalez vs. Florida, June 22 |
| | Mike Heath at Chicago, September 7 | | |
| | Mike Davis vs. Toronto, September 25 | | |

CAREER GAMES PLAYED LEADERS

FRANCHISE LEADERS

Catcher

| | |
|---------------------------|------|
| Mickey Cochrane . . . | 1148 |
| Cy Perkins . . . | 1095 |
| Terry Steinbach . . . | 1050 |
| Kurtie Hayes . . . | 959 |
| Frank Hayes . . . | 959 |
| Kurt Suzuki . . . | 684 |
| Ossee Schreckengost . . . | 597 |
| Ramon Hernandez . . . | 591 |
| Mike Heath . . . | 537 |
| Mike Powers . . . | 518 |
| Joe Astroth . . . | 511 |

First Base

| | |
|-----------------------|------|
| Harry Davis . . . | 1390 |
| Mark McGwire . . . | 1251 |
| Jimmie Foxx . . . | 1020 |
| Stuffey McInnis . . . | 956 |
| Dick Siebert . . . | 940 |
| Ferris Fain . . . | 830 |
| Jason Giambi . . . | 728 |
| Joe Hauser . . . | 539 |
| Daric Barton . . . | 534 |
| Norm Siebern . . . | 471 |

Second Base

| | |
|---------------------|------|
| Dick Green . . . | 1158 |
| Max Bishop . . . | 1139 |
| Mark Ellis . . . | 1021 |
| Eddie Collins . . . | 996 |
| Danny Murphy . . . | 810 |
| Pete Suder . . . | 805 |
| Jimmy Dykes . . . | 676 |
| Jerry Lumpe . . . | 653 |
| Tony Phillips . . . | 529 |
| Mike Gallego . . . | 452 |

Third Base

| | |
|-----------------------|------|
| Sal Bando . . . | 1446 |
| Eric Chavez . . . | 1233 |
| Carney Lansford . . . | 1096 |
| Frank Baker . . . | 896 |
| Jimmy Dykes . . . | 791 |
| Wayne Gross . . . | 719 |
| Ed Charles . . . | 695 |
| Lave Cross . . . | 675 |
| Sammy Hale . . . | 641 |
| Hank Majeski . . . | 583 |

Shortstop

| | |
|-----------------------|------|
| Bert Campaneris . . . | 1702 |
| Chick Galloway . . . | 971 |
| Miguel Tejada . . . | 935 |
| Eddie Joost . . . | 907 |
| Joe DeMaestri . . . | 890 |
| Jack Barry . . . | 877 |
| Mike Bordick . . . | 715 |
| Monte Cross . . . | 711 |
| Bobby Crosby . . . | 582 |
| Eric McNair . . . | 528 |

Outfield

| | |
|------------------------|------|
| Rickey Henderson . . . | 1592 |
| Bob Johnson . . . | 1399 |
| Al Simmons . . . | 1256 |
| Bing Miller . . . | 1230 |
| Sam Chapman . . . | 1230 |
| Reggie Jackson . . . | 1196 |
| Dwayne Murphy . . . | 1177 |
| Elmer Valo . . . | 1168 |
| Topsy Hartsel . . . | 1110 |
| Rube Oldring . . . | 1061 |

Designated Hitter

| | |
|-----------------------|-----|
| Dave Kingman . . . | 428 |
| Mitchell Page . . . | 355 |
| Jack Cust . . . | 303 |
| Erubiel Durazo . . . | 292 |
| Harold Baines . . . | 271 |
| Billy Williams . . . | 251 |
| Geronimo Berroa . . . | 234 |
| Dave Parker . . . | 201 |
| Jose Canseco . . . | 196 |
| Frank Thomas . . . | 188 |

Pitcher

| | |
|------------------------|-----|
| Dennis Eckersley . . . | 525 |
| Eddie Plank . . . | 524 |
| Rollie Fingers . . . | 502 |
| Eddie Rommel . . . | 500 |
| Paul Lindblad . . . | 479 |
| Rube Walberg . . . | 412 |
| Lefty Grove . . . | 402 |
| Rick Honeycutt . . . | 387 |
| Chief Bender . . . | 385 |
| Jim Hunter . . . | 363 |

OAKLAND LEADERS

Catcher

| | |
|-----------------------|------|
| Terry Steinbach . . . | 1050 |
| Kurt Suzuki . . . | 684 |
| Ramon Hernandez . . . | 591 |
| Mike Heath . . . | 537 |
| Gene Tenace . . . | 446 |
| Jeff Newman . . . | 438 |
| Dave Duncan . . . | 423 |
| Jason Kendall . . . | 368 |
| Jim Essian . . . | 316 |
| Ray Fosse . . . | 291 |

First Base

| | |
|-----------------------|------|
| Mark McGwire . . . | 1251 |
| Jason Giambi . . . | 728 |
| Daric Barton . . . | 534 |
| Scott Hatteberg . . . | 420 |
| Bruce Bochte . . . | 387 |
| Gene Tenace . . . | 385 |
| Dave Revering . . . | 337 |
| Dan Johnson . . . | 283 |
| Danny Cater . . . | 253 |
| Brandon Moss . . . | 233 |
| Mike Epstein . . . | 233 |

Second Base

| | |
|---------------------|------|
| Mark Ellis . . . | 1021 |
| Dick Green . . . | 721 |
| Tony Phillips . . . | 529 |
| Mike Gallego . . . | 452 |
| Brent Gates . . . | 397 |
| Eric Sogard . . . | 323 |
| Phil Garner . . . | 322 |
| Scott Spiezio . . . | 300 |
| Mike Edwards . . . | 269 |
| Ted Kubiak . . . | 266 |

Third Base

| | |
|------------------------|------|
| Sal Bando . . . | 1395 |
| Eric Chavez . . . | 1233 |
| Carney Lansford . . . | 1096 |
| Wayne Gross . . . | 719 |
| Scott Brosius . . . | 398 |
| Josh Donaldson . . . | 376 |
| Jack Hannahan . . . | 218 |
| Craig Paquette . . . | 193 |
| Kevin Kouzmanoff . . . | 188 |
| Tony Phillips . . . | 159 |

Shortstop

| | |
|----------------------------|------------|
| Bert Campaneris . . . | 1272 |
| Miguel Tejada . . . | 935 |
| Mike Bordick . . . | 715 |
| Bobby Crosby . . . | 582 |
| Walt Weiss . . . | 522 |
| Cliff Pennington . . . | 466 |
| Alfredo Griffin . . . | 461 |
| Rob Picciolo . . . | 434 |
| Marcus Semien . . . | 311 |
| Mario Guerrero . . . | 311 |

Outfield

| | |
|------------------------|------|
| Rickey Henderson . . . | 1592 |
| Dwayne Murphy . . . | 1177 |
| Reggie Jackson . . . | 1162 |
| Jose Canseco . . . | 851 |
| Joe Rudi . . . | 846 |
| Mike Davis . . . | 695 |
| Tony Armas . . . | 679 |
| Coco Crisp . . . | 665 |
| Dave Henderson . . . | 636 |
| Bill North . . . | 627 |

Designated Hitter

| | |
|-----------------------|-----|
| Dave Kingman . . . | 428 |
| Mitchell Page . . . | 355 |
| Jack Cust . . . | 303 |
| Erubiel Durazo . . . | 292 |
| Harold Baines . . . | 271 |
| Billy Williams . . . | 251 |
| Geronimo Berroa . . . | 234 |
| Dave Parker . . . | 201 |
| Jose Canseco . . . | 196 |
| Frank Thomas . . . | 188 |

Pitcher

| | |
|------------------------|-----|
| Dennis Eckersley . . . | 525 |
| Rollie Fingers . . . | 502 |
| Paul Lindblad . . . | 391 |
| Rick Honeycutt . . . | 387 |
| Buddy Groom . . . | 301 |
| Jerry Blevins . . . | 281 |
| Gene Nelson . . . | 281 |
| Bill Taylor . . . | 281 |
| Vida Blue . . . | 273 |
| Jim Hunter . . . | 266 |

OAKLAND A'S CONSECUTIVE GAMES PLAYED

| | |
|-----|--|
| 594 | Miguel Tejada (June 2, 2000 to September 28, 2003) |
| 456 | Terrence Long (July 13, 2000 to June 4, 2003) |
| 347 | Alfredo Griffin (April 9, 1985-April 30, 1987) |
| 203 | Danny Cater (July 7, 1968-August 24, 1969) |
| 199 | Sal Bando (August 27, 1968-April 14, 1970) |

| | |
|-----|---|
| 198 | Tony Armas (July 11, 1980-April 16, 1982) |
| 176 | Sal Bando (June 13, 1970-June 27, 1971) |
| 169 | Sal Bando (April 6, 1973-April 14, 1974) |
| 169 | Gene Tenace (May 25, 1973-May 31, 1974) |
| 168 | Rickey Henderson (May 12, 1981-July 16, 1982) |

HOMESTANDS AND ROAD TRIPS

BEST HOMESTANDS

| W-L | Year | Dates | Opponents |
|------|------|-----------------|--|
| 7-0 | 2004 | Aug. 23-29 | Baltimore 4, Tampa Bay 3 |
| 7-0 | 2001 | Sept. 3-10 | Baltimore 3, Tampa Bay 3, Texas 1 |
| 7-0 | 1992 | Sept. 10-16 | Seattle 4, Minnesota 3 |
| 6-0 | 2014 | July 3-8 | Toronto 4, San Francisco 2 |
| 6-0 | 2012 | Sept. 28-Oct. 3 | Seattle 3, Texas 3 |
| 6-0 | 2006 | June 13-18 | Seattle 3, Los Angeles (NL) 3 |
| 6-0 | 2003 | Aug. 26-31 | Baltimore 3, Tampa Bay 3 |
| 6-0 | 2001 | Sept. 21-27 | Seattle 3, Anaheim 3 |
| 6-0 | 2001 | Aug. 7-12 | Boston 3, New York 3 |
| 6-0 | 2001 | May 15-20 | New York 3, Chicago 3 |
| 6-0 | 1970 | Sept. 1-6 | Chicago 3, Kansas City 3 |
| 11-1 | 2004 | June 1-13 | Chicago 2, Toronto 4, Cincinnati 3, Pittsburgh 3 |
| 9-1 | 1976 | Aug. 6-15 | California 4, Milwaukee 3, Boston 3 |

WORST HOMESTANDS

| W-L | Year | Dates | Opponents |
|------|------|-----------------|---|
| 1-9 | 1979 | July 6-15 | New York 4, Baltimore 3, Boston 3 |
| 1-8 | 2001 | April 6-15 | Anaheim 3, Seattle 3, Texas 3 |
| 1-8 | 1993 | Aug. 27-Sept. 5 | Detroit 3, Toronto 3, Baltimore 3 |
| 1-8 | 1982 | June 15-23 | Chicago 3, Toronto 3, Kansas City 3 |
| 1-7 | 1978 | Aug. 15-23 | New York 2, Boston 3, Baltimore 3 |
| 1-6 | 1994 | April 27-May 4 | Boston 2, New York 3, Baltimore 2 |
| 2-10 | 1977 | July 26-Aug. 7 | California 3, New York 3, Baltimore 2, Boston 4 |
| 1-5* | 2016 | Sept. 19-25 | Houston 3, Texas 3 |

*13 times total; homestand listed is most recent

BEST ROAD TRIPS

| W-L | Year | Dates | Opponents |
|------|------|----------------|---|
| 10-0 | 2002 | Aug. 19-28 | Cleveland 4, Detroit 3, Kansas City 3 |
| 8-0 | 1981 | April 9-16 | Minnesota 4, California 4 |
| 6-0 | 2013 | April 5-11 | Houston 3, Los Angeles 3 |
| 10-1 | 1988 | April 21-May 3 | Chicago 4, Toronto 3, Cleveland 2, Detroit 2 |
| 10-1 | 1971 | April 12-22 | Milwaukee 2, Minnesota 2, Chicago 4, California 3 |
| 8-1 | 1990 | Sept. 3-12 | Boston 3, New York 3, Seattle 3 |
| 6-1* | 2016 | Sept. 12-18 | Kansas City 4, Texas 3 |

*nine times total; road trip listed is most recent

WORST ROAD TRIPS

| W-L | Year | Dates | Opponents |
|-----|------|-----------------|--|
| 0-9 | 1995 | Sept. 22-Oct. 1 | Seattle 3, Texas 2, California 4 |
| 0-8 | 1994 | April 19-26 | Boston 3, New York 3, Baltimore 2 |
| 0-8 | 1976 | May 17-23 | Minnesota 2, Kansas City 2, Chicago 4 |
| 0-7 | 2015 | Aug. 11-17 | Toronto 3, Baltimore 4 |
| 0-7 | 1998 | July 21-27 | Baltimore 3, Tampa Bay 4 |
| 0-7 | 1986 | June 5-11 | Chicago 4, Cleveland 3 |
| 0-7 | 1979 | June 11-17 | Detroit 2, Cleveland 2, Toronto 3 |
| 0-6 | 1999 | May 18-23 | Kansas City 3, Minnesota 3 |
| 0-6 | 1998 | April 10-15 | New York 3, Boston 3 |
| 0-6 | 1995 | July 14-18 | Cleveland 4, Milwaukee 2 |
| 1-9 | 2011 | June 3-12 | Boston 3, Baltimore 3, Chicago 4 |
| 1-9 | 2008 | August 1-10 | Boston 3, Toronto 4, Detroit 3 |
| 1-9 | 1981 | May 12-21 | New York 3, Milwaukee 3, Baltimore 2, Boston 2 |

All Homestand and Road Trip records based on a minimum of six games.

LONGEST GAMES IN OAKLAND HISTORY

| Innings | Opponent | Date | Score | Innings | Opponent | Date | Score |
|---------|------------------|------------------|---------|---------|------------------|-----------------|--------|
| 21 | at Washington | June 4, 1971 | W, 5-3 | 17 | Los Angeles (NL) | June 17, 2006 | W, 5-4 |
| 20 | California | July 9, 1971 | W, 1-0 | 16 | California | Apr. 8, 1982 | L, 6-8 |
| 19 | Chicago | Aug. 10-11, 1972 | W, 5-3 | 16 | Seattle (1) | Apr. 11, 1982 | L, 3-6 |
| 19 | Los Angeles (AL) | April 29, 2013 | W, 10-8 | 16 | Minnesota | Apr. 20, 1982 | W, 4-3 |
| 18 | Baltimore | Aug. 24, 1969 | W, 9-8 | 16 | Chicago | June 10, 1983 | W, 2-1 |
| 18 | Minnesota | Sept. 6, 1969 | L, 6-8 | 16 | at Toronto | July 3, 1988 | W, 9-8 |
| 18 | at Minnesota | August 8, 2004 | W, 6-5 | 16 | at Cleveland | July 4, 1988 | W, 4-2 |
| 18 | New York (AL) | June 13, 2013 | W, 3-2 | 16 | at New York | August 9, 2002 | W, 3-2 |
| 17 | Milwaukee | May 23, 1983 | W, 5-4 | 16 | at Cleveland | August 31, 2011 | L, 3-4 |

GAME TIMES

LONGEST GAMES IN OAKLAND HISTORY

| Time | Opponent | W-L | Date |
|------|------------------|---------|----------------|
| 6:32 | Los Angeles (19) | W, 10-8 | April 29, 2013 |
| 6:00 | at New York (16) | W, 3-2 | Aug. 9, 2002 |
| 5:43 | at New York (14) | L, 9-10 | Sept. 22, 2012 |
| 5:35 | New York (18) | W, 3-2 | June 13, 2013 |
| 5:31 | California (16) | L, 8-6 | Apr. 8, 1982 |
| 5:31 | Chicago (19) * | W, 5-3 | Aug. 10, 1972 |
| 5:19 | Texas (15) | L, 4-16 | July 3, 1983 |

| Time | Opponent | W-L | Date |
|------|--------------------|--------|---------------|
| 5:19 | at Washington (21) | W, 5-3 | June 4, 1971 |
| 5:18 | Seattle (1) (16) | L, 6-3 | Apr. 11, 1982 |
| 5:17 | at Boston (14) | L, 8-9 | June 4, 2011 |
| 5:17 | Milwaukee (17) | W, 5-4 | May 23, 1983 |
| 5:17 | Minnesota (18) | L, 8-6 | Sept. 6, 1969 |

* Suspended game; completed on August 11, 1972.

LONGEST NINE-INNING GAMES IN OAKLAND HISTORY

| Time | Opponent | W-L | Date |
|------|---------------|---------|----------------|
| 4:31 | at New York | L, 9-22 | Aug. 25, 2011 |
| 4:15 | San Francisco | L, 8-9 | June 23, 2012 |
| 4:15 | at Tampa Bay | W, 13-9 | May 31, 2002 |
| 4:09 | at Texas | W, 9-8 | Sept. 13, 2013 |
| 4:09 | Detroit | W, 12-7 | Apr. 7, 1993 |
| 4:08 | at Texas | L, 9-12 | Sept. 9, 2007 |

| Time | Opponent | W-L | Date |
|------|--------------|----------|----------------|
| 4:06 | at Houston | W, 12-5 | April 25, 2014 |
| 4:06 | at New York | L, 17-13 | Apr. 10, 1998 |
| 4:01 | at Texas | L, 17-16 | May 5, 2000 |
| 4:00 | at Baltimore | W, 14-9 | July 27, 2012 |
| 4:00 | Minnesota | L, 12-11 | May 26, 1993 |

QUICKEST NINE-INNING GAMES IN OAKLAND HISTORY

| Time | Opponent | W-L | Date |
|------|-------------|--------|----------------|
| 1:35 | Kansas City | W, 2-1 | Sept. 28, 1971 |
| 1:37 | New York | L, 3-0 | May 10, 1975 |
| 1:39 | Texas | W, 4-1 | May 22, 1973 |
| 1:39 | Boston | W, 3-2 | Aug. 8, 1975 |
| 1:42 | at New York | W, 6-0 | May 31, 1973 |

| Time | Opponent | W-L | Date |
|------|--------------|--------|----------------|
| 1:43 | Cleveland | W, 3-1 | May 3, 1974 |
| 1:43 | at Texas (1) | W, 1-0 | Sept. 15, 1978 |
| 1:43 | at Minnesota | L, 1-0 | Aug. 12, 1979 |
| 1:44 | Detroit | W, 4-0 | June 8, 1975 |
| 1:44 | Texas | W, 1-0 | July 30, 1975 |

Note: The last time the A's played a game in under 2:00 was on July 8, 2008 vs. Seattle in Oakland (1:49).

OAKLAND A'S AT THE ALL-STAR BREAK

| Year | Record | Pos. | GB/GA | Leader |
|------|--------|------|-------|-------------|
| 1968 | 39-43 | 6 | -15.5 | Detroit |
| 1969 | 53-39 | 2 | -4.0 | Minnesota |
| 1970 | 47-40 | 3 | -9.5 | Minnesota |
| 1971 | 56-31 | 1 | +11.5 | Oakland |
| 1972 | 56-35 | 1 | +6.5 | Oakland |
| 1973 | 56-42 | 1 | +2.5 | Oakland |
| 1974 | 55-41 | 1 | +5.0 | Oakland |
| 1975 | 55-32 | 1 | +8.5 | Oakland |
| 1976 | 44-41 | 3 | -8.5 | Kansas City |
| 1977 | 39-51 | 6 | -15.0 | Chicago |
| 1978 | 43-44 | 4 | -3.5 | California |
| 1979 | 25-69 | 7 | -30.5 | California |
| 1980 | 36-45 | 4 | -11.5 | Kansas City |
| 1981 | 37-23* | 1 | +1.5 | Oakland |
| 1982 | 38-50 | 6 | -12.0 | California |
| 1983 | 37-43 | 5 | -8.0 | Texas |
| 1984 | 43-45 | 4 | -3.0 | Chicago |
| 1985 | 46-41 | 2 | -6.0 | California |
| 1986 | 34-56 | 7 | -15.5 | California |
| 1987 | 46-41 | t2 | -2.0 | Minnesota |
| 1988 | 54-34 | 1 | +5.5 | Oakland |
| 1989 | 52-36 | 2 | -1.5 | California |
| 1990 | 51-31 | 1 | +1.0 | Oakland |
| 1991 | 44-38 | 5 | -2.5 | Texas |
| 1992 | 51-36 | 2 | -2.0 | Minnesota |
| 1993 | 38-46 | 6 | -6.0 | Chicago |

| Year | Record | Pos. | GB/GA | Leader |
|------|--------|------|-------|------------------|
| 1994 | 39-48 | 2 | -3.0 | Texas |
| 1995 | 36-35 | 3 | -4.0 | California/Texas |
| 1996 | 43-45 | t3 | -8.5 | Texas |
| 1997 | 37-52 | 4 | -13.0 | Seattle |
| 1998 | 41-45 | 3 | -8.0 | Anaheim |
| 1999 | 43-44 | 2 | -5.0 | Texas |
| 2000 | 48-38 | 3 | -3.0 | Seattle |
| 2001 | 44-43 | 2 | -19.0 | Seattle |
| 2002 | 50-38 | 3 | -5.0 | Seattle |
| 2003 | 54-39 | 2 | -4.0 | Seattle |
| 2004 | 47-39 | 2 | -2.0 | Texas |
| 2005 | 44-43 | 3 | -7.5 | Los Angeles |
| 2006 | 45-43 | t1 | — | Oakland/Texas |
| 2007 | 44-44 | 3 | -9 | Los Angeles |
| 2008 | 51-44 | 2 | -6 | Los Angeles |
| 2009 | 37-49 | 4 | -12 | Los Angeles |
| 2010 | 43-46 | 3 | -7.5 | Texas |
| 2011 | 39-53 | 4 | -12 | Texas |
| 2012 | 43-43 | 3 | -9 | Texas |
| 2013 | 56-39 | 1 | +2 | Oakland |
| 2014 | 59-36 | 1 | +1½ | Oakland |
| 2015 | 41-50 | 5 | -8½ | Los Angeles |
| 2016 | 38-51 | 4 | -15½ | Texas |

* Strike Break

HIGH SCORING GAMES IN OAKLAND HISTORY

ATHLETICS

| Score | Opponent | Date |
|-------|-----------------|----------------|
| 23-2 | Texas | Sept. 30, 2000 |
| 21-3 | at Kansas City | June 18, 2000 |
| 21-7 | at Boston | June 14, 1969 |
| 20-2 | Boston | Aug. 31, 2012 |
| 19-5 | Texas | Sept. 29, 1991 |
| 19-5 | at New York | Aug. 29, 1989 |
| 19-3 | at Milwaukee | May 15, 1985 |
| 18-3 | at Minnesota | Sept. 11, 2013 |
| 18-2 | at California | June 27, 1996 |
| 17-6 | at Chicago (AL) | Sept. 15, 2015 |
| 17-3 | at Kansas City | May 10, 2007 |
| 17-8 | Cincinnati | June 9, 2004 |
| 17-2 | at Toronto | Aug. 24, 2003 |
| 17-4 | at Cleveland | Aug. 2, 2001 |
| 17-3 | at Tampa Bay | Sept. 15, 2000 |
| 17-3 | at Toronto | May 6, 1986 |
| 17-2 | at Texas | May 10, 1973 |

OPPONENTS

| Score | Opponent | Date |
|-------|---------------|----------------|
| 22-9 | at New York | Aug. 25, 2011 |
| 20-4 | at Detroit | Apr. 13, 1993 |
| 20-6 | Cleveland | May 4, 1991 |
| 20-11 | at Minnesota | Apr. 27, 1980 |
| 18-2 | at Baltimore | Aug. 16, 2015 |
| 18-3 | at Colorado | July 18, 2000 |
| 18-2 | San Francisco | June 4, 2000 |
| 18-2 | New York | Aug. 26, 1997 |
| 18-5 | Baltimore | Aug. 15, 1996 |
| 18-11 | at Toronto | July 29, 1995 |
| 17-7 | at New York | July 22, 2011 |
| 17-16 | at Texas | May 5, 2000 |
| 17-13 | at New York | Apr. 10, 1998 |
| 17-6 | at Chicago | Sept. 23, 1992 |
| 17-1 | at Chicago | Oct. 3, 1987 |
| 17-6 | at California | July 4, 1979 |

BIGGEST COMEBACKS AND BLOWN LEADS

BIGGEST COME-FROM-BEHIND VICTORIES IN OAKLAND HISTORY

| Deficit | Score | Inn. | Opponent | Date | Final Score |
|---------|-------|------|---------------------|-------------------|-------------|
| 10 | 2-12 | B3 | Minnesota | July 20, 2009 | 14-13 |
| 8 | 0-8 | B2 | Kansas City | June 18, 1993 | 10-9 |
| 8 | 0-8 | T3 | at Toronto | August 21, 2006 | 12-10 |
| 7 | 1-8 | T6 | at Chicago | May 22, 1970 | 9-8 |
| 7 | 0-7 | B5 | Minnesota | Sept. 28, 1972 | 8-7 |
| 7 | 0-7 | T3 | at California | July 30, 1983 (1) | 13-8 |
| 7 | 1-8 | T6 | at Chicago | May 21, 1993 | 12-11 |
| 7 | 0-7 | B3 | Boston | May 3, 1999 | 12-11 (10) |
| 7 | 1-8 | B3 | Baltimore | June 19, 2000 | 13-12 (10) |
| 7 | 0-7 | B5 | Detroit | Sept. 2, 2007 | 8-7 (10) |
| 7 | 2-9 | T5 | at Los Angeles (AL) | Sept. 26, 2009 | 15-10 |

Notes: The all-time Athletics franchise record for biggest come-from-behind victory is also the Major League record, set by the Philadelphia A's on June 15, 1925 against Cleveland...the A's trailed by 12 runs in that game but scored 13 runs in the bottom of the eighth inning to win, 17-15...twice in Oakland history the A's have erased leads of eight or more runs, only to eventually lose the game...in the second game of a doubleheader at Toronto on Sept. 15, 1982, the A's trailed the Blue Jays 11-2 after six innings, but came back to tie the game at 11 before the Blue Jays scored one run in the bottom of the ninth for the 12-11 victory...on April 14, 2001, the A's trailed the Texas Rangers, 8-0 heading into the bottom of the fourth inning and tied the game at eight before the Rangers scored one in the top of the ninth for the 9-8 victory.

LARGEST LEADS SURRENDERED IN OAKLAND LOSSES

| Lead | Score | Inn. | Opponent | Date | Final Score |
|------|-------|------|-------------|---------------|-------------|
| 8 | 15-7 | B7 | at Texas | May 5, 2000 | 16-17 |
| 7 | 7-0 | T5 | Kansas City | Sept. 6, 1978 | 8-11 (12) |
| 7 | 7-0 | B6 | at Texas | May 25, 2006 | 7-8 |
| 6* | 6-0 | B2 | at Arizona | June 8, 2012 | 8-9 |

*14 times total; game listed is most recent

Notes: The A's blew an 11-0 lead to Kansas City on Sept. 4, 2002, but won the game 12-11 on a pinch hit, game-ending home run by Scott Hatteberg in the bottom of the ninth inning...the win gave the A's their American League-record 20th consecutive victory...three other times in Oakland history the A's have blown seven run leads only to win the game...the last time was on April 24, 1997 vs. Minnesota, when the A's led 8-1 after four innings and fell behind 11-8 before tying the game in the bottom of the ninth...the A's eventually won in 11 innings, 12-11...the Athletics franchise record was set on June 17, 1936 when the Philadelphia A's led the St. Louis Browns 13-2 entering the bottom of the sixth inning...the Browns scored once in the bottom of the sixth, three times in the seventh, seven times in the eighth and once in the ninth for a 14-13 win.

THE LAST TIME IT HAPPENED

OAKLAND PITCHING – TEAM

No-Hitter: vs. Tampa Bay, May 9, 2010 (Braden)

One-Hitter: vs. Texas, June 11, 2015 (Kazmir, Scribner)

Two-Hitter: vs. Los Angeles (AL), September 7, 2016 (Cotton, Dull, Hendriks, Madson)

Back-to-Back Complete Games: at Chicago, July 31, 2010 (Braden) and Aug. 1 (Gonzalez); vs. Kansas City, Aug. 2 (Cahill)

Four Straight Complete Games: April 24-28, 1982 (at California; at California; at Baltimore DH)

Back-to-Back Shutouts: vs. Seattle and Washington, May 7-9, 2014 (2-0, 8-0)

Back-to-Back Complete Game Shutouts: vs. Tampa Bay, Sept. 9 (Hudson) and Sept. 10 (Zito), 2000

OAKLAND PITCHING – INDIVIDUAL

No-Hitter: Dallas Braden vs. Tampa Bay, May 9, 2010

One-Hitter: Cory Lidle at Cleveland, Aug. 21, 2002

Two-Hitter: Kendall Graveman at Chicago (AL), August 19, 2016

10 or More Strikeouts: Rich Hill (10) at Houston, July 7, 2016

11 or More Strikeouts: Jesse Chavez (11) vs. San Diego, June 17, 2015

12 or More Strikeouts: Sonny Gray (12) vs. Los Angeles (AL), September 23, 2014

13 or More Strikeouts: Todd Stottlemyre (15) vs. Kansas City, June 16, 1995

Back-to-Back Games, 10 or More Strikeouts: Brandon McCarthy at Cle., Aug. 29, 2011 (10); vs. Sea., Sept. 3, 2011 (10)

Four Strikeouts in One Inning: Ryan Cook at Baltimore, April 27, 2012

Complete Game, ML Debut: Mike Morgan vs. Baltimore, June 11, 1978

Complete Game Shutout, ML Debut: Mike Norris vs. Chicago, Apr. 10, 1975

Back-to-Back Complete Games: Brandon McCarthy at Cleveland, August 29, 2011; vs. Seattle, September 3, 2011

Three Straight Complete Games: Mark Mulder vs. Minnesota, May 9; at Kansas City, May 15; vs. Kansas City, May 21, 2004

Back-to-Back Shutouts: Mark Mulder at Arizona, July 6, 2001; vs. Los Angeles, July 12, 2001

More Than 9 Innings Pitched: Todd Stottlemyre (10.0) vs. Kansas City, June 16, 1995

Position Player Pitched: Tyler Ladendorf at Houston, June 3, 2016

Home Run by Pitcher: John "Blue Moon" Odom, Sept. 4, 1972 vs. California (G1)

OAKLAND HITTING – TEAM

Three Straight Home Runs: vs. Texas, April 15, 2006 (Chavez, Thomas, Bradley)

Three Home Runs, Inning: at Texas, September 27, 2012 (Céspedes, Moss, Reddick)

Four Home Runs, Inning: vs. Chicago (B3), Apr. 27, 2002 (Hatteberg, Long, Pena, Menechino)

Five or More Home Runs, Game: 5, vs. Minnesota, July 19, 2015 (Butler, Phegley, Reddick, Smolinski 2)

Six or More Home Runs, Game: 6, at Arizona, June 17, 2008 (Ellis 2, Chavez, Crosby, Davis, Suzuki)

Seven or More Home Runs, Game: 8 at California, June 27, 1996 (Berroa, Brosius 2, Giambi, Herrera, McGwire, Steinbach, Young)

Two Grand Slams, Game: at Seattle, September 10, 2007 (Suzuki and Johnson)

Home Runs by First Two Batters of Game: Terrence Long and Randy Velarde vs. Kansas City, May 16, 2000

10 or More Plate Appearances, Inning: 10 vs. Texas, September 25, 2016

11 or More Plate Appearances, Inning: 11 vs. Houston, July 18, 2016

12 or More Plate Appearances, Inning: 15 at Chicago (AL), September 15, 2015

16 or More Plate Appearances, Inning: 18 vs. California, July 5, 1996

10 or More Runs, Inning: at Chicago (AL), September 15, 2014 (10 in t-4)

20 or More Hits, Game: vs. San Diego, June 17, 2015 (20)

Back-to-Back Games of 10 or More Runs: at Houston, April 24-25, 2014 (10-1, 12-5)

Three Straight Games of 10 or More Runs: at Baltimore, August 27-29, 2005 (12-3; 10-3; 10-5)

Four or More Stolen Bases, Game: at Los Angeles (AL), April 22, 2015 (4)

Five or More Stolen Bases, Game: at Tampa Bay, August 6, 2011 (7)

Three or More Stolen Bases, Inning: vs. Houston, April 16, 2013 (3)

Four or More Stolen Bases, Inning: vs. Seattle, September 8, 2010 (4)

No Strikeouts, Game: at Detroit, July 1, 2014

OAKLAND HITTING – INDIVIDUAL

Lead-Off Home Run: Joey Wendle at Texas, September 17, 2016

Inside-the-Park Home Run: Nick Swisher at New York, June 11, 2006

(Note: Mark Kotsay had an ITPHR at Minnesota in Game 2 of the ALDS, October 4, 2006)

Pinch-Hit Home Run: Jake Smolinski at San Francisco, June 28, 2016

Pinch Hit Grand Slam: Scott Sizemore at Texas, September 10, 2011

Pinch Hit Game Ending Home Run: Chris Carter vs. Seattle, July 6, 2012

Walk Off Home Run: Ryon Healy vs. Tampa Bay, July 23, 2016

Walk Off Grand Slam: Khris Davis vs. Texas, May 17, 2016

Inside-the-Park Grand Slam: Jim Essian vs. Toronto, June 10, 1979

Inside-the-Park Walk Off Home Run: Reggie Jackson vs. Boston, August 22, 1971

The Last Time It Happened, continued

Two Home Runs, Game: Khris Davis at Texas, September 18, 2016
Three Home Runs, Game: Khris Davis vs. Texas, May 17, 2016
Back-to-Back Multi-Homer Games: Josh Reddick at Toronto, August 9-10, 2013
Two Players, Multi-HR, Same Game: Jack Cust and Dan Johnson at Kansas City, May 10, 2007
Two Home Runs, Same Inning: Mark McGwire at Seattle (T5), Sept. 22, 1996
Home Runs From Both Sides of the Plate: Coco Crisp at New York (AL), August 24, 2011
Home Run First Major League At Bat: Terry Steinbach at Cleveland, Sept. 12, 1986
Home Run, First Major League Hit: Ryon Healy vs. Toronto, July 16, 2016
Hit First Major League At Bat: Tyler Ladendorf vs. Texas, April 8, 2015
Five Hits, Game: Josh Donaldson at Chicago (AL), September 9, 2014
Two Hits, Same Inning: Billy Butler, Mark Canha and Josh Reddick at Chicago (AL), September 15, 2015
Five or More RBI, Same Inning: Mark McGwire at Seattle, September 22, 1996
Three Steals, Game: Coco Crisp vs. Los Angeles (NL), June 19, 2012
Four Steals, Game: Coco Crisp at Tampa Bay, August 6, 2011
Five Steals, Game: Rickey Henderson vs. Seattle, July 29, 1989
Steal of Home: Carlos Gonzalez vs. Florida, June 22, 2008
Hitting for the Cycle: Mark Ellis vs. Boston, June 4, 2007
Two Strikeouts, Inning: Kurt Suzuki at Detroit, August 10, 2007
Hitless Streak, 20 or more at bats: 20, Jake Smolinski, September 20-October 2, 2016
Hitless Streak, 21 or more at bats: 21, Chris Coghlan, May 15-25, 2016
Hitless Streak, 22 or more at bats: 28, Stephen Vogt, July 23-August 3, 2015
Hitless Streak, 29 or more at bats (single season): 33, Josh Donaldson, June 6-15, 2014
Hitless Streak, 34 or more at bats (single season): 34, Adam Rosales, June 30-September 26, 2011

OAKLAND FIELDING

Four or More Errors, Game: 4, vs. Los Angeles (AL), June 19, 2015
Five or More Errors, Game: 5, vs. Seattle, April 1, 2011
Six or More Errors, Game: 7 vs. Cleveland, June 7, 1987
Three Errors by Team, Inning: vs. Los Angeles (AL), June 19, 2015
Triple Play: vs. Minnesota, August 21, 2012 (Josh Donaldson to Adam Rosales to Chris Carter)
Turned Four or More DPs, Game: 4 at Houston, September 19, 2015
Turned Five or More DPs, Game: 5 vs. Kansas City, August 2, 2010


OAKLAND MISCELLANEOUS – TEAM

Four-Game Series, Sweep: at Kansas City, September 12-15, 2016
Four-Game Series, Swept: vs. New York (AL), May 19-22, 2016
Tie Game: vs. Detroit, May 24, 1968 (2-2)
Three Consecutive Extra Inning Games: at Chicago, April 11-13, 2011 (10, 10, 10)
Rain Shortened Game: at Detroit, August 27, 2013
Game Postponed: at Baltimore, May 6, 2016
Game Cancelled: at Baltimore, September 6, 2008
Played a Game Under 2:00: 1:49, July 8, 2008 vs. Seattle
Doubleheader: vs. Seattle, May 7, 2014
Scheduled Doubleheader: vs. Los Angeles (AL), July 16, 2011
Day-Night Doubleheader: at Baltimore, May 7, 2016
Doubleheader, Sweep: vs. Detroit, Aug. 22, 1998 (7-2, 7-1)
Doubleheader, Swept: at Texas, May 29, 2009 (3-6, 2-5)
Player Ejection: Danny Valencia vs. Houston, September 20, 2016
Manager Ejection: Bob Melvin vs. Toronto, July 15, 2016
Coach Ejection: Chip Hale at San Francisco, May 29, 2013

ATHLETICS WHO HAVE HIT FOR THE CYCLE

Harry Davis at Boston, July 10, 1901
Nap Lajoie at Cleveland, July 30, 1901
Danny Murphy vs. St. Louis, August 25, 1910
Frank Baker at New York, July 3, 1911 (second game)
Mickey Cochrane at Washington, July 22, 1932
Mickey Cochrane at New York, August 2, 1933
Pinky Higgins at Washington, August 6, 1933
Jimmie Foxx at Cleveland, August 14, 1933
Doc Cramer at New York, June 10, 1934

Sam Chapman at St. Louis, May 5, 1939
Elmer Valo at Chicago, August 2, 1950
Tony Phillips at Baltimore, May 16, 1986
Mike Blowers at Chicago, May 18, 1998
Eric Chavez vs. Baltimore, June 21, 2000
Miguel Tejada at Seattle, September 29, 2001
Eric Byrnes at San Francisco, June 29, 2003
Mark Ellis vs. Boston, June 4, 2007



Mitchell Page set the Oakland rookie record for batting average in 1977 when he hit .307.

HISTORY

NOTABLE PERFORMANCES & AWARD WINNERS

GENERAL

World Championships (9)

| Year | Record | Opponent |
|------|--------|---------------|
| 1910 | 102-48 | Chicago |
| 1911 | 101-50 | New York |
| 1913 | 96-57 | New York |
| 1929 | 104-46 | Chicago |
| 1930 | 102-52 | St. Louis |
| 1972 | 93-62 | Cincinnati |
| 1973 | 94-68 | New York |
| 1974 | 90-72 | Los Angeles |
| 1989 | 99-63 | San Francisco |

American League Pennants (15)

| Year | Record | Manager |
|------|--------|---------------|
| 1902 | 83-53 | Connie Mack |
| 1905 | 92-56 | Connie Mack |
| 1910 | 102-48 | Connie Mack |
| 1911 | 101-50 | Connie Mack |
| 1913 | 96-57 | Connie Mack |
| 1914 | 99-53 | Connie Mack |
| 1929 | 104-46 | Connie Mack |
| 1930 | 102-52 | Connie Mack |
| 1931 | 107-45 | Connie Mack |
| 1972 | 93-62 | Dick Williams |
| 1973 | 94-68 | Dick Williams |
| 1974 | 90-72 | Alvin Dark |
| 1988 | 104-58 | Tony La Russa |
| 1989 | 99-63 | Tony La Russa |
| 1990 | 103-59 | Tony La Russa |

West Division Titles (16)

| Year | Record | Manager |
|------|--------|---------------|
| 1971 | 101-60 | Dick Williams |
| 1972 | 93-62 | Dick Williams |
| 1973 | 94-68 | Dick Williams |
| 1974 | 90-72 | Alvin Dark |
| 1975 | 98-64 | Alvin Dark |
| 1981 | 64-45 | Billy Martin |
| 1988 | 104-58 | Tony La Russa |
| 1989 | 99-63 | Tony La Russa |
| 1990 | 103-59 | Tony La Russa |
| 1992 | 96-66 | Tony La Russa |
| 2000 | 91-70 | Art Howe |
| 2002 | 103-59 | Art Howe |
| 2003 | 96-66 | Ken Macha |
| 2006 | 93-69 | Ken Macha |
| 2012 | 94-68 | Bob Melvin |
| 2013 | 96-66 | Bob Melvin |

American League Wild Card (2)

| Year | Record | Manager |
|------|--------|------------|
| 2001 | 102-60 | Art Howe |
| 2014 | 88-74 | Bob Melvin |

Batting Champions (6)

| Year | Name | Avg. |
|------|-------------|------|
| 1901 | Nap Lajoie | .426 |
| 1930 | Al Simmons | .381 |
| 1931 | Al Simmons | .390 |
| 1933 | Jimmie Foxx | .356 |

| | | |
|------|-------------|------|
| 1951 | Ferris Fain | .344 |
| 1952 | Ferris Fain | .327 |

Home Run Champions (22)

| Year | Name | HR |
|------|----------------|----|
| 1901 | Nap Lajoie | 14 |
| 1902 | Socks Seybold | 16 |
| 1904 | Harry Davis | 10 |
| 1905 | Harry Davis | 8 |
| 1906 | Harry Davis | 12 |
| 1907 | Harry Davis | 8 |
| 1911 | Frank Baker | 11 |
| 1912 | Frank Baker | 10 |
| 1913 | Frank Baker | 12 |
| 1914 | Frank Baker | 9 |
| 1918 | Tilly Walker | 11 |
| 1932 | Jimmie Foxx | 58 |
| 1933 | Jimmie Foxx | 48 |
| 1935 | Jimmie Foxx | 36 |
| 1951 | Gus Zernial | 33 |
| 1973 | Reggie Jackson | 32 |
| 1975 | Reggie Jackson | 36 |
| 1981 | Tony Armas | 22 |
| 1987 | Mark McGwire | 49 |
| 1988 | Jose Canseco | 42 |
| 1991 | Jose Canseco | 44 |
| 1996 | Mark McGwire | 52 |

RBI Champions (11)

| Year | Name | RBI |
|------|----------------|-----|
| 1901 | Nap Lajoie | 125 |
| 1905 | Harry Davis | 83 |
| 1906 | Harry Davis | 96 |
| 1912 | Frank Baker | 130 |
| 1913 | Frank Baker | 117 |
| 1929 | Al Simmons | 157 |
| 1932 | Jimmie Foxx | 169 |
| 1933 | Jimmie Foxx | 163 |
| 1951 | Gus Zernial | 125 |
| 1973 | Reggie Jackson | 117 |
| 1988 | Jose Canseco | 124 |

ERA Champions (12)

| Year | Name | ERA |
|------|-----------------|------|
| 1905 | Rube Waddell | 1.48 |
| 1909 | Harry Krause | 1.39 |
| 1926 | Lefty Grove | 2.51 |
| 1929 | Lefty Grove | 2.82 |
| 1930 | Lefty Grove | 2.54 |
| 1931 | Lefty Grove | 2.05 |
| 1932 | Lefty Grove | 2.84 |
| 1970 | Diego Segui | 2.56 |
| 1971 | Vida Blue | 1.82 |
| 1974 | Catfish Hunter | 2.49 |
| 1981 | Steve McCatty | 2.32 |
| 1994 | Steve Ontiveros | 2.65 |

Strikeout Champions (13)

| Year | Name | Tot. |
|------|--------------|------|
| 1902 | Rube Waddell | 210 |
| 1903 | Rube Waddell | 302 |
| 1904 | Rube Waddell | 349 |
| 1905 | Rube Waddell | 287 |

| | | |
|------|--------------|-----|
| 1906 | Rube Waddell | 196 |
| 1907 | Rube Waddell | 232 |
| 1925 | Lefty Grove | 116 |
| 1926 | Lefty Grove | 194 |
| 1927 | Lefty Grove | 174 |
| 1928 | Lefty Grove | 183 |
| 1929 | Lefty Grove | 170 |
| 1930 | Lefty Grove | 209 |
| 1931 | Lefty Grove | 175 |

BBWAA AWARDS

AL Most Valuable Player

| | |
|------------------|------|
| Lefty Grove | 1931 |
| Jimmie Foxx | 1932 |
| Jimmie Foxx | 1933 |
| Bobby Shantz | 1952 |
| Vida Blue | 1971 |
| Reggie Jackson | 1973 |
| Jose Canseco | 1988 |
| Rickey Henderson | 1990 |
| Dennis Eckersley | 1992 |
| Jason Giambi | 2000 |
| Miguel Tejada | 2002 |

AL Cy Young Award

| | |
|------------------|------|
| Vida Blue | 1971 |
| Jim Hunter | 1974 |
| Bob Welch | 1990 |
| Dennis Eckersley | 1992 |
| Barry Zito | 2002 |

AL Rookie of the Year

| | |
|---------------|------|
| Harry Byrd | 1952 |
| Jose Canseco | 1986 |
| Mark McGwire | 1987 |
| Walt Weiss | 1988 |
| Ben Grieve | 1998 |
| Bobby Crosby | 2004 |
| Huston Street | 2005 |
| Andrew Bailey | 2009 |

AL Manager of the Year

| | |
|---------------|------|
| Tony La Russa | 1988 |
| Tony La Russa | 1992 |
| Bob Melvin | 2012 |

Bill Rigney "Good Guy" Award

| | |
|------------------|------|
| Matt Stairs | 1997 |
| Rickey Henderson | 1998 |
| Jason Giambi | 1999 |
| Eric Chavez | 2000 |
| Johnny Damon | 2001 |
| Scott Hatteberg | 2002 |
| Tim Hudson | 2003 |
| Mark Kotsay | 2004 |
| Bobby Crosby | 2005 |
| Frank Thomas | 2006 |
| Mark Ellis | 2007 |
| Huston Street | 2008 |
| Kurt Suzuki | 2009 |
| Kurt Suzuki | 2010 |
| Gio Gonzalez | 2011 |

| | |
|-----------------------|-------------|
| Jonny Gomes | 2012 |
| Brandon Moss | 2013 |
| Sean Doolittle | 2014 |
| Stephen Vogt | 2015 |
| Marcus Semien | 2016 |

Local Chapter MVP

| | |
|----------------|------|
| Joe Rudi | 1974 |
| Rollie Fingers | 1975 |
| Vida Blue | 1976 |
| Jason Giambi | 2000 |

LEAGUE AWARDS

AL Pitcher of the Month

| | |
|-------------------|--------------------|
| Rick Langford | August, 1979 |
| Matt Keough | April, 1981 |
| Jay Howell | June, 1985 |
| Steve Ontiveros | June, 1987 |
| Dave Stewart | April, 1988 |
| Mike Moore | July, 1989 |
| Dave Stewart | April, 1990 |
| Dave Stewart | September, 1990 |
| Tim Hudson | September, 2000 |
| Mark Mulder | July, 2001 |
| Barry Zito | August, 2001 |
| Barry Zito | September, 2001 |
| Mark Mulder | June, 2002 |
| Cory Lidle | August, 2002 |
| Barry Zito | July, 2005 |
| Esteban Loaiza | August, 2006 |
| Dan Haren | May, 2007 |
| Bartolo Colon | June, 2013 |
| Sonny Gray | April, 2014 |
| Sonny Gray | July, 2014 |
| Scott Kazmir | July, 2015 |
| Rich Hill | May, 2016 |

AL Player of the Month

| | |
|-----------------|-----------------|
| Gene Tenace | September, 1975 |
| Mike Davis | April, 1985 |
| Carney Lansford | May, 1988 |
| Jose Canseco | September, 1988 |
| Jose Canseco | May, 1990 |
| Dave Henderson | April, 1991 |
| Mark McGwire | June, 1996 |
| Jason Giambi | September, 2000 |
| Jason Giambi | May, 2001 |
| Jermaine Dye | August, 2001 |
| Eric Chavez | September, 2001 |
| Josh Donaldson | September, 2013 |

AL Rookie of the Month

| | |
|-------------------|------------------------|
| Bobby Crosby | June, 2004 |
| Joe Blanton | June, 2005 |
| Joe Blanton | August, 2005 |
| Andrew Bailey | August, 2009 |
| Brett Anderson | September, 2009 |
| Jemile Weeks | June, 2011 |
| Yoenis Cespedes | September, 2012 |
| Nate Freiman | May, 2013 |
| Ryon Healy | September, 2016 |

World Series Most Valuable Player

| | |
|----------------|------|
| Gene Tenace | 1972 |
| Reggie Jackson | 1973 |
| Rollie Fingers | 1974 |
| Dave Stewart | 1989 |

ALCS Most Valuable Player

| | |
|------------------|------|
| Dennis Eckersley | 1988 |
| Rickey Henderson | 1989 |
| Dave Stewart | 1990 |

All-Star Game Most Valuable Player

| | |
|-----------------|------|
| Terry Steinbach | 1988 |
|-----------------|------|

Outstanding Designated Hitter Award

| | |
|--------------|------|
| Dave Kingman | 1984 |
| Dave Parker | 1989 |

Roberto Clemente Award

| | |
|--------------|------|
| Dave Stewart | 1990 |
|--------------|------|

Joe Cronin Award

| | |
|------------------|------|
| Rickey Henderson | 1982 |
| Jose Canseco | 1988 |
| Dave Stewart | 1990 |

TEAM AWARDS

Dave Stewart Community Service Award

| | |
|---------------------------|-------------|
| Ernie Young | 1996 |
| Scott Spiezio | 1997 |
| Tom Candiotti | 1998 |
| Art Howe | 1999 |
| Jason Giambi | 2000 |
| Terrence Long | 2001 |
| Tim Hudson | 2002 |
| Scott Hatteberg | 2003 |
| Eric Chavez | 2004 |
| Barry Zito | 2005 |
| Mark Kotsay | 2006 |
| Mark Ellis | 2007 |
| Dana Eveland | 2008 |
| Dallas Braden/Kurt Suzuki | 2009 |
| Craig Breslow | 2010 |
| Josh Willingham | 2011 |
| Jonny Gomes | 2012 |
| Sean Doolittle | 2013 |
| Jed Lowrie | 2014 |
| Stephen Vogt | 2015 |
| Stephen Vogt | 2016 |

Jim "Catfish" Hunter Award

| | |
|---------------------|-------------|
| Tim Hudson | 2004 |
| Mark Ellis | 2005 |
| Jason Kendall | 2006 |
| Mark Ellis | 2007 |
| Mike Sweeney | 2008 |
| Kurt Suzuki | 2009 |
| Ben Sheets | 2010 |
| Josh Willingham | 2011 |
| Jonny Gomes | 2012 |
| Coco Crisp | 2013 |
| Stephen Vogt | 2014 |
| Stephen Vogt | 2015 |
| Stephen Vogt | 2016 |

PLAYERS CHOICE AWARDS

AL Outstanding Pitcher of the Year

| | |
|------------|------|
| Barry Zito | 2002 |
|------------|------|

AL Outstanding Rookie

| | |
|---------------|------|
| Ben Grieve | 1998 |
| Terrence Long | 2000 |
| Bobby Crosby | 2004 |
| Huston Street | 2005 |

AL Comeback Player of the Year

| | |
|------------------|------|
| Dennis Eckersley | 1992 |
| John Jaha | 1999 |
| Frank Thomas | 2006 |

Man of the Year

| | |
|--------------|------|
| Mark McGwire | 1996 |
|--------------|------|

THE SPORTING NEWS AWARDS

Major League Player of the Year

| | |
|----------------|------|
| Reggie Jackson | 1973 |
|----------------|------|

AL Most Valuable Player

| | |
|-------------|------|
| Al Simmons | 1929 |
| Jimmie Foxx | 1932 |
| Jimmie Foxx | 1933 |

AL Player of the Year

| | |
|----------------|------|
| Ferris Fain | 1951 |
| Reggie Jackson | 1973 |
| Tony Armas | 1981 |
| Jose Canseco | 1988 |

AL Pitcher of the Year

| | |
|------------------|------|
| Bobby Shantz | 1952 |
| Vida Blue | 1971 |
| Jim Hunter | 1974 |
| Bob Welch | 1990 |
| Dennis Eckersley | 1992 |
| Barry Zito | 2002 |

AL Rookie Player of the Year

| | |
|---------------|------|
| Dick Howser | 1961 |
| Mitchell Page | 1977 |
| Jose Canseco | 1986 |
| Mark McGwire | 1987 |
| Walt Weiss | 1988 |
| Ben Grieve | 1998 |
| Bobby Crosby | 2004 |
| Huston Street | 2005 |

AL Rookie Pitcher of the Year

| | |
|------------|------|
| Jim Nash | 1966 |
| Tim Hudson | 1999 |

AL Fireman of the Year

| | |
|------------------|------|
| Jack Aker | 1966 |
| Dennis Eckersley | 1988 |
| Dennis Eckersley | 1991 |
| Dennis Eckersley | 1992 |
| Billy Koch | 2002 |
| Keith Foulke | 2003 |

Notable Performances & Award Winners, continued

AL Comeback Player of the Year

| | |
|-------------|------|
| Storm Davis | 1988 |
| John Jaha | 1999 |

ML Manager of the Year

| | |
|--------------|------|
| Billy Martin | 1981 |
|--------------|------|

AL Manager of the Year

| | |
|---------------|------|
| Tony La Russa | 1988 |
| Tony La Russa | 1992 |

ML Executive of the Year

| | |
|--------------------|-------------|
| Billy Beane | 1999 |
| Billy Beane | 2012 |

Sportsman of the Year

| | |
|-------------------|------|
| Charles O. Finley | 1972 |
| Mark McGwire | 1997 |

Major League All-Star Team

| | |
|--------------------|------|
| Mickey Cochrane, C | 1925 |
| Eddie Rommel, P | 1925 |
| Al Simmons, OF | 1927 |
| Mickey Cochrane, C | 1928 |
| Lefty Grove, P | 1928 |
| Jimmie Fox, 1B | 1929 |
| Al Simmons, OF | 1929 |
| Mickey Cochrane, C | 1929 |
| Lefty Grove, P | 1929 |
| Al Simmons, OF | 1930 |
| Mickey Cochrane, C | 1930 |
| Lefty Grove, P | 1930 |
| Al Simmons, OF | 1931 |
| Mickey Cochrane, C | 1931 |
| Lefty Grove, P | 1931 |
| Jimmie Fox, 1B | 1932 |
| Lefty Grove, P | 1932 |
| Jimmie Fox, 1B | 1933 |
| Mike Higgins, 3B | 1934 |
| Doc Cramer, OF | 1935 |
| Mike Higgins, 3B | 1936 |
| Ferris Fain, 1B | 1951 |
| Ferris Fain, 1B | 1952 |
| Bobby Shantz, P | 1952 |

American League All-Star Team

| | |
|----------------------|------|
| Norm Siebern, 1B | 1962 |
| Reggie Jackson, OF | 1969 |
| Vida Blue, LHP | 1971 |
| Joe Rudi, OF | 1972 |
| Sal Bando, 3B | 1973 |
| Bert Campaneris, SS | 1973 |
| Ken Holtzman, LHP | 1973 |
| Reggie Jackson, OF | 1973 |
| Sal Bando, 3B | 1974 |
| Bert Campaneris, SS | 1974 |
| Jim Hunter, RHP | 1974 |
| Joe Rudi, OF | 1974 |
| Reggie Jackson, OF | 1975 |
| Joe Rudi, OF | 1976 |
| Dwayne Murphy, OF | 1981 |
| Rickey Henderson, OF | 1981 |
| Tony Armas, OF | 1981 |
| Dave Kingman, DH | 1984 |
| Jose Canseco, OF | 1988 |

| | |
|----------------------|------|
| Dennis Eckersley, RP | 1988 |
| Dave Stewart, RHP | 1988 |
| Carney Lansford, 3B | 1989 |
| Jose Canseco, OF | 1990 |
| Rickey Henderson, OF | 1990 |
| Bob Welch, RHP | 1990 |
| Jose Canseco, OF | 1991 |
| Mark McGwire, 1B | 1992 |
| Mark McGwire, 1B | 1996 |
| Mark Mulder, LHP | 2001 |
| Eric Chavez, 3B | 2002 |
| Barry Zito, LHP | 2002 |

WIRE SERVICE AWARDS

AP Player of the Year

| | |
|--------------|------|
| Jose Canseco | 1988 |
|--------------|------|

AP Manager of the Year

| | |
|--------------|------|
| Billy Martin | 1980 |
|--------------|------|

UPI Manager of the Year

| | |
|--------------|------|
| Tony LaRussa | 1992 |
|--------------|------|

AP Major League All-Star Team

| | |
|----------------------|------|
| Rickey Henderson, OF | 1990 |
| Bob Welch, RHP | 1990 |
| Jose Canseco, OF | 1991 |
| Dennis Eckersley, RP | 1992 |
| Mark McGwire, 1B | 1992 |
| Mark McGwire, 1B | 1996 |

UP AL All-Star Team

| | |
|----------------------|------|
| Mark McGwire, 1B | 1992 |
| Dennis Eckersley, RP | 1992 |

UPI AL Comeback Player of the Year

| | |
|----------------|------|
| Dave Kingman | 1984 |
| Dave Henderson | 1988 |
| Mark McGwire | 1992 |

UPI Executive of the Year

| | |
|----------------|------|
| Sandy Alderson | 1988 |
| Sandy Alderson | 1990 |

MISCELLANEOUS AWARDS

Organization of the Year

| | |
|------------------|------|
| Baseball America | 1982 |
| Topps | 1998 |
| Baseball America | 1999 |
| Howe Sports Data | 1999 |
| Topps | 1999 |
| Topps | 2004 |

Baseball America Executive of the Year

| | |
|--------------------|-------------|
| Billy Beane | 2002 |
| Billy Beane | 2013 |

AL Chalmers Award*

| | |
|---------------|------|
| Eddie Collins | 1914 |
|---------------|------|

Early American League MVPs*

| | |
|--------------------|------|
| Mickey Cochrane, C | 1928 |
|--------------------|------|

AL Rawlings Gold Glove

| | |
|----------------------|------|
| Joe Rudi, OF | 1974 |
| Joe Rudi, OF | 1975 |
| Joe Rudi, OF | 1976 |
| Dwayne Murphy, OF | 1980 |
| Mike Norris, P | 1980 |
| Dwayne Murphy, OF | 1981 |
| Mike Norris, P | 1981 |
| Rickey Henderson, OF | 1981 |
| Dwayne Murphy, OF | 1982 |
| Dwayne Murphy, OF | 1983 |
| Dwayne Murphy, OF | 1984 |
| Dwayne Murphy, OF | 1985 |
| Alfredo Griffin, SS | 1985 |
| Mark McGwire, 1B | 1990 |
| Eric Chavez, 3B | 2001 |
| Eric Chavez, 3B | 2002 |
| Eric Chavez, 3B | 2003 |
| Eric Chavez, 3B | 2004 |
| Eric Chavez, 3B | 2005 |
| Eric Chavez, 3B | 2006 |
| Josh Reddick, OF | 2012 |

AL Silver Slugger Award

| | |
|------------------|------|
| Rickey Henderson | 1981 |
| Jose Canseco | 1988 |
| Jose Canseco | 1990 |
| Rickey Henderson | 1990 |
| Jose Canseco | 1991 |
| Mark McGwire | 1992 |
| Mark McGwire | 1996 |
| Jason Giambi | 2001 |
| Eric Chavez | 2002 |

AL Rolands Relief Man Award

| | |
|------------------|------|
| Dennis Eckersley | 1988 |
| Dennis Eckersley | 1992 |
| Billy Koch | 2002 |
| Keith Foulke | 2003 |

Topps ML Rookie All-Star Team

| | |
|-------------------------|------|
| Dick Howser, OF | 1961 |
| Ed Charles, 3B | 1962 |
| Manny Jimenez, OF | 1962 |
| Bert Campaneris, SS | 1964 |
| Jim Nash, RHP | 1966 |
| Rick Monday, OF | 1967 |
| Angel Mangual, OF | 1971 |
| Claudell Washington, OF | 1974 |
| Wayne Gross, 3B | 1977 |
| Mitchell Page, OF | 1977 |
| Dave Revering, 1B | 1978 |
| John Johnson, LHP | 1978 |
| Bob Kearney, C | 1983 |
| Jose Canseco, OF | 1986 |
| Mark McGwire, 1B | 1987 |
| Walt Weiss, SS | 1988 |
| Felix Jose, OF | 1990 |
| Tony Batista, 2B | 1996 |
| Ben Grieve, OF | 1998 |
| A.J. Hinch, C | 1998 |
| Terrence Long, OF | 2000 |
| Mark Ellis, 2B | 2002 |
| Bobby Crosby, SS | 2004 |
| Dan Johnson, 1B | 2005 |

ATHLETICS IN THE HALL OF FAME

| Players (6) | Year Inducted | Pos. | Career Avg. | Years With Athletics |
|------------------|---------------|------|-------------|-----------------------------|
| Frank Baker | 1955 | 3B | .307 | 1908-14 |
| Mickey Cochrane | 1947 | C | .320 | 1925-33 |
| Jimmie Foxx | 1951 | 1B | .325 | 1925-35 |
| Rickey Henderson | 2009 | OF | .279 | 1979-1984; 89-93; 94-95; 98 |
| Reggie Jackson | 1993 | OF | .262 | 1967-75; 87 |
| Al Simmons | 1953 | OF | .334 | 1924-32; 40-41; 44 |

| Pitchers (7) | Year Inducted | Career Record | Career ERA | Years With Athletics |
|------------------|---------------|------------------|------------|----------------------|
| Chief Bender | 1953 | 212-127 | 2.46 | 1903-14 |
| Dennis Eckersley | 2004 | 197-171, 390 SVs | 3.50 | 1987-95 |
| Rollie Fingers | 1992 | 114-118, 341 SVs | 2.90 | 1968-76 |
| Lefty Grove | 1947 | 300-141 | 3.06 | 1925-33 |
| Jim Hunter | 1987 | 224-166 | 3.26 | 1965-74 |
| Eddie Plank | 1946 | 326-194 | 2.35 | 1901-14 |
| Rube Waddell | 1946 | 193-143 | 2.16 | 1902-07 |

| Managers (3) | Year Inducted | Career Record | Years With Athletics |
|---------------|---------------|---------------|----------------------|
| Tony La Russa | 2014 | 2728-2365 | 1986-95 |
| Connie Mack | 1937 | 3776-4025 | 1901-50 |
| Dick Williams | 2008 | 1571-1451 | 1971-73 |

Other Hall of Famers Who Spent Part of Their Career With the Athletics (24): Orlando Cepeda (1972); Ty Cobb (1927-28); Eddie Collins (1906-14; 1927-30); Jimmy Collins (1907-08); Stan Coveleski (1912); Elmer Flick (1902); Nellie Fox (1947-49); Rich Gossage (1992-93); Whitey Herzog (1958-60); Waite Hoyt (1931); George Kell (1943-46); Nap Lajoie (1901-02; 1915-16); Willie McCovey (1976); Joe Morgan (1984); Satchel Paige (1965); Herb Pennock (1912-15); Mike Piazza (2007); Tim Raines (1999); Enos Slaughter (1955-56); Tris Speaker (1928); Don Sutton (1985); Frank Thomas (2006; 08); Zack Wheat (1927); Billy Williams (1975-76).

Broadcasters Who Spent Part of Their Careers With the Athletics (Ford C. Frick Award): By Saam (1938-54); Harry Caray (1970); Jon Miller (1974); Lon Simmons (1981-1995); Bill King (1981-2005)

Note: For purpose of comparison, the National Baseball Hall of Fame uses “games played” and “games won” as the determining factors for position players and pitchers who played for more than one club during their careers. Based on that criteria, Willie McCovey, for example, is not counted among the Athletics 16 representatives.

ATHLETICS RETIRED NUMBERS

JIM “CATFISH” HUNTER

27

Pitcher

Born: April 8, 1946


Batted: Right

Hall of Fame Induction: 1987

Birthplace: Hertford, NC

Threw: Right

Number Retired: June 9, 1991



A control pitcher with a sneaky fastball, Catfish Hunter enjoyed a 15-year major league career with the Kansas City/Oakland Athletics and the New York Yankees...posted a 224-166 career record with a 3.26 ERA before arm trouble ended his career at the age of 33...holds Oakland's all-time career mark for wins (131)...won 20 or more games five consecutive seasons (1971-75), including his Cy Young Award-winning season of 1974 when he won a career-high 25 games... won five World Series rings, three with the A's and two with the Yankees...was 4-0 with one save in seven World Series appearances with the A's...signed a free agent contract with the Yankees in 1975 and helped New York to three straight pennants (1976-78)...was an eight-time All-Star...pitched a perfect game on May 8, 1968 against the Minnesota Twins...made his major league debut in 1965 with the Kansas City Athletics and did not miss a start until 1977...a good hitting pitcher, he batted .350 (36-for-103) in 1971 and had a .226 lifetime average with six home runs... nicknamed “Catfish” for effect by A's owner Charles O. Finley...soft-spoken and humble with a dose of country charm, he was inducted into the Hall of Fame in 1987.


ROLLIE FINGERS

34

Pitcher

Born: August 25, 1946
Batted: Right
Hall of Fame Induction: 1992

Birthplace: Steubenville, OH
Threw: Right
Number Retired: July 5, 1993



Almost as famous for his handlebar mustache as his pitching, Rollie Fingers is one of the greatest relief pitchers in major league history...in his 17-year career spent with Oakland (1968-76), San Diego (1977-80) and Milwaukee (1981-85), the seven-time All-Star chalked up 341 saves to go along with a 114-118 career mark...made his ML debut in 1968 and began the 1969, '70 and '71 seasons as a starter, but finished all three seasons in the bullpen...became a full-time reliever in 1972, winning 11 games in relief and saving 21 to help Oakland to its first World Series appearance...saved 22 games and posted a 1.92 ERA in 1973...earned a win and two saves in the '74 World Series against the Los Angeles Dodgers...in 1975, pitched the final two innings of a four-pitcher no-hitter as he, Vida Blue, Glenn Abbott and Paul Lindblad combined to blank the California Angels, 5-0...signed a free agent contract with San Diego following the 1976 season and promptly led the National League in appearances (78) and saves (35)...posted a career high 37 saves for the Padres in 1978...returned to the American League in 1981 after being traded to Milwaukee and led the AL in saves with 28 to go along with a 1.04 ERA as the Brewers made their first-ever postseason appearance... captured both the Cy Young and Most Valuable Player Awards in 1981 after figuring in 55 percent of the Brewers victories...retired following the 1985 season...inducted into the Hall of Fame in 1992.


REGGIE JACKSON

9

Outfielder

Born: May 18, 1946
Batted: Left
Hall of Fame Induction: 1993

Birthplace: Wyncote, PA
Threw: Left
Number Retired: May 22, 2004



Was originally selected by the Kansas City Athletics in the first round of the 1966 June Draft and played for 21 seasons in the Major Leagues, including nine seasons in Oakland (1968-75; 1987)...was a .262 career hitter with 563 home runs and 1702 RBI...named American League Most Valuable Player in 1973...appeared in 12 All-Star Games, 11 League Championship Series and five World Series..."Mr. October" played in five World Series (27 games) and was a part of four world championship clubs...earned World Series MVP honors in 1973 with Oakland and again in 1977 with New York...belted three home runs in Game Six of the 1977 World Series, all on the first pitch...once said, "Some people call October a time of pressure. I call it a time of character"...stole 228 bases in his career...finished among the AL Top 10 in home runs 13 times and led the circuit on four occasions...had 16 seasons of at least 20 home runs which ties an AL record...had six seasons of 100 or more RBI...when his number was retired on May 22, 2004, he ranked second on Oakland's career charts in home runs (268), double (230) and extra base hits (521)...became the eighth player to have his number retired by at least two teams and third to have two different numbers retired...inducted into the Hall of Fame in 1993.


DENNIS ECKERSLEY

43

Pitcher

Born: October 3, 1954
Batted: Right
Hall of Fame Induction: 2004

Birthplace: Oakland, CA
Threw: Right
Number Retired: August 13, 2005




Dennis Eckersley blazed a unique path to the Hall of Fame that most likely will never be repeated, beginning his career as a highly-touted starting pitcher before transforming into arguably the best closer the game has ever seen...from 1988 to 1992, Eck averaged 44 saves a season and helped the A's to four American League West crowns, three AL pennants and a World Series title in 1989...had 15 career postseason saves, including four when he was named 1988 ALCS MVP against Boston...was a six-time All-Star, including four times with Oakland (1988, 90-92)...earned both the American League Cy Young and Most Valuable Player Awards in 1992 after recording a league leading, career high and Oakland record 51 saves in 54 opportunities...finished his Oakland career as the Athletics career leader in saves (320)...tossed a no-hitter against California on May 30, 1977 as a member of the Cleveland Indians...ended his 24-year major league career with a record of 197-171 to go along with 390 saves and a 3.50 ERA...inducted into the Hall of Fame in 2004...had his number retired by the Oakland Athletics on August 13, 2005.

Outfielder

Born: December 25, 1958
Batted: Right
Hall of Fame Induction: 2009

Birthplace: Chicago, IL
Threw: Left
Number Retired: August 1, 2009



Rickey Henderson is one of the greatest leadoff hitters in baseball history...when his 25-year career concluded following the 2003 season, he was Major League Baseball's all-time leader in runs (2295), stolen bases (1406) and walks (2190)...he also banged out 3,055 hits, 297 home runs and 1,115 RBI with a .401 on-base percentage...he also hit 81 home runs leading off a game, still a ML mark...Henderson made his ML debut with Oakland in 1979 and had four stints with the A's (1979-84, 89-93, 94-95, 98)...he also played for both New York teams, San Diego, Boston, Los Angeles, Anaheim, Seattle and Toronto...Henderson was a 10-time All-Star and was named 1990 American League Most Valuable Player after batting .325 with 28 home runs, 61 RBI, 119 runs scored, 97 walks and 65 stolen bases...he set the ML single season stolen base record with 130 in 1982 and led the league in steals 12 times...inducted into the Hall of Fame in 2009...had his number retired by the Oakland Athletics on August 1, 2009...at the time, he was Oakland's all-time leader in games (1704), at bats (6140), runs (1270), hits (1768), doubles (289), triples (41), walks (1227) and stolen bases (867).

SPECIAL RECOGNITION

WALTER A. HAAS, JR.

Owner/Managing General Partner 1980-95

Born: January 24, 1916

Birthplace: San Francisco, CA




One of the most beloved owners in the history of the Athletics organization, Walter A. Haas, Jr. purchased the A's from Charles O. Finley in 1980, saving the team from potentially moving out of the area...during his 15-year ownership period, the A's won one World Championship (1989) and captured three consecutive American League pennants (1988-90)...team broke franchise attendance records each of those seasons, attracting a record 2.9 million fans to the Coliseum in 1990...long considered one of the top business and civic leaders in the United States, Haas headed some of the finest corporations in the country, including Levi Strauss, Bank of America, United Air Lines and the Pacific Telephone Company...former A's slugger Mark McGwire once described Haas as "the nicest man who has ever been put on this earth"...the A's paid tribute to his ownership reign on September 17, 1995 on Haas Family Tribute Day, when an honorary jersey was retired...Haas passed away on September 20, 1995...inducted to the Bay Area Sports Hall of Fame in 2013.

JACKIE ROBINSON

Second Baseman

Born: January 31, 1919
Batted: Right
Hall of Fame Induction: 1962

Birthplace: Cairo, GA
Threw: Right



Jackie Robinson burst onto the scene in 1947, breaking baseball's color barrier and bringing the Negro leagues' electrifying style of play to the majors...quickly became baseball's top drawing card and a symbol of hope to millions of Americans...led the Dodgers to six pennants in his 10 seasons...dominated games on the base paths, stealing home 19 times while riling opposing pitchers with his daring baserunning style...was named National League MVP in 1949, leading the loop in hitting (.342) and steals (37), while knocking in 124 runs...passed away on October 24, 1972 in Stamford, Conn...was named to Major League Baseball's All-Century Team...number 42 was retired by every Major League team in 1997.

ATHLETICS ALL-STAR GAME SELECTIONS

1933 Connie Mack (manager), Jimmie Foxx (1b), Lefty Grove (p)
 1934 Jimmie Foxx (1b), Pinky Higgins (3b)
 1935 Jimmie Foxx (1b), Bob Johnson (of)
 1936 Pinky Higgins (3b)
 1937 Wally Moses (of)
 1938 Bob Johnson (of)
 1939 Russell Blackburne (coach), Frank Hayes (c), Bob Johnson (of)
 1940 Frank Hayes (c), Bob Johnson (of)
 1941 Frank Hayes (c)
 1942 Bob Johnson (of)
 1943 Russell Blackburne (coach), Dick Siebert (1b)
 1944 Frank Hayes (c), Bobo Newsom (p)
 1945 NO GAME
 1946 Buddy Rosar (c), Sam Chapman (of)
 1947 Buddy Rosar (c)
 1948 Buddy Rosar (c)*, Joe Coleman (p)
 1949 Eddie Joost (ss)*, Lou Brissie (p), Alex Kellner (p)
 1950 Ferris Fain (1b)
 1951 Ferris Fain (1b)*, Bobby Shantz (p)
 1952 Ferris Fain (1b), Bobby Shantz (p), Eddie Joost (ss)
 1953 Gus Zernial (of)*, Eddie Robinson (1b)
 1954 Jim Finigan (3b)
 1955 Jim Finigan (3b)*, Vic Power (1b)
 1956 Harry Simpson (of), Vic Power (1b)
 1957 Joe DeMaestri (ss)
 1958 Bob Cerv (of)*
 1959 Harry Craft (coach), Bud Daley (p), Roger Maris (of)****
 1960 Bud Daley (p)
 1961 Dick Howser (ss)
 1962 Norm Siebern (1b), Hank Bauer (coach)****
 1963 Norm Siebern (1b-of)
 1964 John Wyatt (p)
 1965 John O'Donoghue (p)
 1966 Jim Hunter (p)
 1967 Jim Hunter (p)
 1968 Bert Campaneris (ss), Rick Monday (of), John Odom (p)
 1969 Sal Bando (3b)*, Reggie Jackson (of)*, John Odom (p)
 1970 Jim Hunter (p)
 1971 Vida Blue (p), Dave Duncan (c), Reggie Jackson (of)
 1972 Dick Williams (coach), Sal Bando (3b), Bert Campaneris (ss), Ken Holtzman (p), Jim Hunter (p), Reggie Jackson (of)*, Joe Rudi (of)
 1973 Dick Williams (manager), Sal Bando (3b), Bert Campaneris (ss), Rollie Fingers (p), Ken Holtzman (p), Jim Hunter (p), Reggie Jackson (of)*
 1974 Sal Bando (3b), Bert Campaneris (ss)*, Rollie Fingers (p), Jim Hunter (p), Reggie Jackson (of)*, Joe Rudi (of)
 1975 Alvin Dark (manager), Wes Stock (coach), Vida Blue (p), Bert Campaneris (ss)*, Rollie Fingers (p), Reggie Jackson (of)*, Joe Rudi (of)*, Gene Tenace (c), Claudell Washington (of)
 1976 Rollie Fingers (p), Phil Garner (2b)
 1977 Wayne Gross (3b)
 1978 Matt Keough (p)
 1979 Jeff Newman (c)
 1980 Rickey Henderson (of)
 1981 Tony Armas (of), Mike Norris (p)

1982 Billy Martin (manager), Art Fowler (coach), Jackie Moore (coach), Rickey Henderson (of)*
 1983 Rickey Henderson (of)
 1984 Bill Caudill (p), Rickey Henderson (of), Jackie Moore (coach)
 1985 Jay Howell (p)
 1986 Jose Canseco (of)
 1987 Tony La Russa (coach), Rene Lachemann (coach), Jay Howell (p), Mark McGwire (1b)
 1988 Jose Canseco (of)*, Dennis Eckersley (p), Carney Lansford (3b), Mark McGwire (1b)*, Terry Steinbach (c)*
 1989 Tony La Russa (manager), Dave Duncan (coach), Art Kuszner (coach), Jose Canseco (of)***, Mark McGwire (1b)*, Mike Moore (p), Terry Steinbach (c)*, Dave Stewart (p)*
 1990 Tony La Russa (manager), Dave Duncan (coach), Dave McKay (coach), Jose Canseco (of)*, Dennis Eckersley (p), Rickey Henderson (of)*, Mark McGwire (1b)*, Bob Welch (p)*
 1991 Tony La Russa (manager), Dave Duncan (coach), Rene Lachemann (coach), Tommie Reynolds (coach), Harold Baines (of), Dennis Eckersley (p), Dave Henderson (of)*, Rickey Henderson (of)*, Mark McGwire (1b)**
 1992 Jose Canseco (of)***, Dennis Eckersley (p), Mark McGwire (1b)*
 1993 Terry Steinbach (c)
 1994 Ruben Sierra (of)
 1995 Mark McGwire (1b)***, Steve Ontiveros (rhp)
 1996 Mark McGwire (1b)
 1997 Mark McGwire (1b)
 1998 Art Howe (coach), Ben Grieve (of)
 1999 John Jaha (1b)
 2000 Jason Giambi (1b)*, Tim Hudson (rhp), Jason Istringhausen (rhp)
 2001 Jason Giambi (1b)
 2002 Miguel Tejada (ss), Barry Zito (lhp)
 2003 Ramon Hernandez (c), Keith Foulke (rhp), Mark Mulder (lhp), Barry Zito (lhp)*****
 2004 Mark Mulder (lhp)*, Tim Hudson (rhp)***
 2005 Justin Duchscherer (rhp), Ken Macha (coach)
 2006 Barry Zito (lhp)
 2007 Dan Haren (rhp)*
 2008 Justin Duchscherer (rhp)
 2009 Andrew Bailey (rhp)
 2010 Andrew Bailey (rhp), Trevor Cahill (rhp)*****, Bob Geren (coach)
 2011 Gio Gonzalez (lhp)
 2012 Ryan Cook (rhp), Bob Melvin (coach)
 2013 Grant Balfour (rhp), Bartolo Colon***** (rhp)
 2014 Yoenis Cespedes (of), Josh Donaldson (3b)*, Sean Doolittle (lhp), Scott Kazmir (lhp), Brandon Moss (1b/of), Derek Norris (c), Jeff Samardzija (rhp)*****
 2015 Sonny Gray (rhp)*****, Stephen Vogt (c)
 2016 Stephen Vogt (c)

* All-Star Game Starters

** Elected Starter, Injured

*** Injured, did not play

**** Second game addition

***** Ineligible List, did not play

***** Named to NL All-Star Team, ineligible list

OAKLAND ATHLETICS IN SEASON OPENERS

| Year | Date | Opponent | W-L | Score | WP | LP | Attendance |
|-------------|-----------------|---------------------|----------|-----------------|------------------|------------------|---------------|
| 1968 | April 10 | at Baltimore | L | 1-3 | Phoebus | Hunter | 22,050 |
| 1969 | April 8 | Chicago | W | 5-2 | Odom | Peters | 23,610 |
| 1970 | April 7 | at Kansas City | W | 6-4 | Odom | Bunker | 18,127 |
| 1971 | April 5 | at Washington | L | 0-8 | Bosman | Blue | 45,061 |
| 1972 | April 15 | Minnesota | W | 4-3 (11) | Locker | LaRoche | 9,912 |
| 1973 | April 6 | Minnesota | L | 3-8 | Blyleven | Hunter | 37,972 |
| 1974 | April 4 | at Texas | W | 7-2 | Hunter | Bibby | 21,907 |
| 1975 | April 8 | Chicago | W | 3-2 | Blue | Wood | 17,474 |
| 1976 | April 9 | at California | W | 5-2 | Torrez | Tanana | 30,094 |
| 1977 | April 9 | Minnesota | W | 7-4 | Torrez | Schuler | 12,562 |
| 1978 | April 7 | at California | L | 0-1 | Tanana | Langford | 29,194 |
| 1979 | April 6 | Minnesota | L | 3-5 | Goltz | Langford | 10,387 |
| 1980 | April 10 | Minnesota | L | 7-9 (12) | Corbett | McCatty | 24,415 |
| 1981 | April 9 | at Minnesota | W | 5-1 | Norris | Koosman | 42,658 |
| 1982 | April 6 | California | W | 3-2 (11) | Jones | Aase | 48,348 |
| 1983 | April 4 | Cleveland | L | 5-8 | Sutcliffe | Langford | 34,831 |
| 1984 | April 3 | Milwaukee | W | 6-5 | Burgmeier | Fingers | 45,398 |
| 1985 | April 9 | at Seattle | L | 3-6 | Moore | Codioli | 37,161 |
| 1986 | April 8 | Minnesota | L | 2-3 | Viola | Codioli | 44,726 |
| 1987 | April 7 | at Minnesota | L | 4-5 (10) | Frazier | Krueger | 43,548 |
| 1988 | April 4 | Seattle | W | 4-1 | Stewart | Langston | 45,333 |
| 1989 | April 3 | Seattle | W | 3-2 | Stewart | Langston | 46,163 |
| 1990 | April 9 | Minnesota | W | 8-3 | Stewart | Anderson | 45,207 |
| 1991 | April 9 | Minnesota | W | 7-2 | Stewart | Morris | 44,373 |
| 1992 | April 6 | Kansas City | W | 5-3 | Honeycutt | Aquino | 44,078 |
| 1993 | April 5 | Detroit | W | 9-4 | Welch | Moore | 43,370 |
| 1994 | April 5 | at Milwaukee | L | 7-11 | Kiefer | Ontiveros | 52,012 |
| 1995 | April 26 | at Toronto | L | 1-13 | Cone | Stewart | 50,426 |
| 1996 | April 1 | vs. Toronto* | L | 6-9 | Hanson | Reyes | 7,292 |
| 1997 | April 2 | Cleveland | L | 7-9 | Kline | Wengert | 41,332 |
| 1998 | April 1 | Boston | L | 0-2 | Martinez | Candiotti | 36,915 |
| 1999 | April 4 | New York | W | 5-3 (8) | Mathews | Stanton | 46,380 |
| 2000 | April 3 | Detroit | L | 4-7 | Nomo | Appier | 53,498 |
| 2001 | April 2 | at Seattle | L | 4-5 | Rhodes | Mecir | 45,911 |
| 2002 | April 1 | Texas | W | 8-3 | Mulder | Park | 43,908 |
| 2003 | April 1 | Seattle | W | 5-0 | Hudson | Garcia | 41,723 |
| 2004 | April 5 | Texas | W | 5-4 | Bradford | Nelson | 45,122 |
| 2005 | April 4 | at Baltimore | L | 0-4 | Lopez | Zito | 48,271 |
| 2006 | April 3 | New York | L | 2-15 | Johnson | Zito | 35,077 |
| 2007 | April 2 | at Seattle | L | 0-4 | Hernandez | Haren | 46,002 |
| 2008 | March 25 | vs. Boston** | L | 5-6 (10) | Okajima | Street | 44,628 |
| 2009 | April 6 | at Los Angeles | L | 0-3 | Saunders | Braden | 43,220 |
| 2010 | April 5 | Seattle | L | 3-5 | League | Ziegler | 30,686 |
| 2011 | April 1 | Seattle | L | 2-6 | Hernandez | Breslow | 36,067 |
| 2012 | March 28 | vs. Seattle** | L | 1-3 | Wilhelmsen | Carignan | 44,227 |
| 2013 | April 1 | Seattle | L | 0-2 | Hernandez | Anderson | 36,067 |
| 2014 | March 31 | Cleveland | L | 0-2 | Allen | Johnson | 36,067 |
| 2015 | April 6 | Texas | W | 8-0 | Gray | Gallardo | 36,067 |
| 2016 | April 4 | Chicago (AL) | L | 3-4 | Sale | Hill | 35,067 |

*Las Vegas, Nev.

**Tokyo, Japan

Overall Record: 21-28 (Oakland 17-14, Road 4-11, Tokyo 0-2, Las Vegas 0-1)

OAKLAND A'S OPENING DAY TRIVIA

Youngest Opening Day Starters

| | |
|--------------------------------|------------------|
| Claudell Washington, LF (1975) | 20 yrs, 220 days |
| Rickey Henderson, LF (1980) | 21 yrs, 106 days |
| Eric Chavez, 3B (1999) | 21 yrs, 119 days |
| Claudell Washington, RF (1976) | 21 yrs, 221 days |
| Vida Blue, P (1971) | 21 yrs, 251 days |
| Jose Canseco, LF (1986) | 21 yrs, 280 days |

Oldest Opening Day Starters

| | |
|-----------------------------|------------------|
| Reggie Jackson, DH (1987) | 40 yrs, 324 days |
| Tom Candiotti, P (1998) | 40 yrs, 213 days |
| Joe Morgan, 2B (1984) | 40 yrs, 196 days |
| Tony Phillips, 2B (1999) | 39 yrs, 344 days |
| Randy Velarde, 2B (2002) | 39 yrs, 128 days |
| Rickey Henderson, LF (1998) | 39 yrs, 97 days |

OAKLAND A'S OPENING DAY LINEUPS

1968

Campaneris . . . SS
R. Jackson . . . RF
Bando 3B
Webster 1B
Donaldson . . . 2B
Pagliaroni . . . C
Gosger LF
Monday CF
Hunter P

1969

Campaneris . . . SS
R. Jackson . . . RF
Hershberger . . LF
Bando 3B
Cater 1B
Green 2B
Monday CF
Duncan C
Odom P

1970

Campaneris . . . SS
Monday CF
F. Alou LF
R. Jackson . . . RF
Bando 3B
Mincher 1B
Green 2B
Fernandez . . . C
Odom P

1971

Campaneris . . . SS
F. Alou LF
R. Jackson . . . RF
Mincher 1B
Bando 3B
Monday CF
Duncan C
Green 2B
Blue P

1972

Campaneris . . . SS
Rudi LF
R. Jackson . . . RF
Bando 3B
Epstein 1B
B. Brooks CF
Duncan C
Green 2B
Holtzman P

1973

North DH
Maxvill SS
Rudi LF
R. Jackson . . . RF
Bando 3B
Tenace 1B
Conigliaro . . . CF
Fosse C
Green 2B
Hunter P

1974

North CF
Campaneris . . . SS
Bando 3B
R. Jackson . . . RF
Tenace 1B
Rudi LF
D. Johnson . . . DH
Fosse C
Green 2B
Hunter P

1975

North CF
Campaneris . . . SS
Bando 3B
R. Jackson . . . RF
Rudi 1B
B. Williams . . . DH
Tenace C
C. Washington . LF
Garner 2B
Blue P

1976

North CF
Campaneris . . . SS
C. Washington . RF
Baylor 1B
Rudi LF
Bando 3B
Tenace C
B. Williams . . . DH
Garner 2B
M. Torrez P

1977

North CF
Scott 2B
Page LF
Allen 1B
Sanguillen . . . C
Gross 3B
E. Williams . . . DH
Armas RF
Picciolo SS
M. Torrez P

1978

Dilone LF
North CF
Thomasson . . . 1B
Armas RF
G. Alexander . . DH
Essian C
Gross 3B
Guerrero SS
Staggs 2B
Langford P

1979

Burke LF
Dilone RF
Page DH
Newman C
Revering 1B
Edwards 2B
Armas CF
Kluttz 3B
Picciolo SS
Langford P

1980

Henderson LF
Murphy CF
Heath C
Newman 1B
Essian DH
Armas RF
Guerrero SS
Kluttz 3B
Picciolo 2B
Langford P

1981

Henderson LF
Murphy CF
C. Johnson . . . DH
Armas RF
Heath C
Newman 1B
Babitt 2B
McKay 3B
Picciolo SS
Norris P

1982

Henderson LF
Murphy CF
Meyer DH
Armas RF
Gross 3B
Spencer 1B
Lopes 2B
Kearney C
Stanley SS
Langford P

1983

Henderson LF
Davis RF
Lansford 3B
Murphy CF
Burroughs DH
Moore 1B
Lopes 2B
Kearney C
Phillips SS
Langford P

1984

Henderson LF
Murphy CF
Morgan 2B
Lansford 3B
Bochte 1B
Kingman DH
Davis RF
Heath C
Hill SS
McCatty P

1985

Collins LF
Lansford 3B
Murphy CF
Kingman DH
Bochte 1B
Heath C
Davis RF
Hill 2B
Griffin SS
Codirolì P

1986

Phillips 2B
Murphy CF
Baker DH
Kingman 1B
Canseco LF
Lansford 3B
Davis RF
Griffin SS
Tettleton C
Codirolì P

1987

Davis RF
Phillips 2B
Lansford 3B
Canseco LF
Jackson DH
Murphy CF
R. Nelson 1B
Tettleton C
Griffin SS
Young P

1988

Phillips 2B
Lansford 3B
Canseco RF
McGwire 1B
Parker LF
Henderson CF
Baylor DH
Steinbach C
Weiss SS
Stewart P

1989

Phillips LF
D. Henderson . . CF
Lansford 3B
McGwire 1B
Steinbach C
Parker DH
Hubbard 2B
Javier RF
Weiss SS
Stewart P

1990

R. Henderson . . LF
Lansford 3B
Canseco RF
McGwire 1B
D. Henderson . . CF
Steinbach C
Javier DH
Gallego 2B
Weiss SS
Stewart P

1991

R. Henderson . . LF
D. Henderson . . CF
Canseco RF
Baines DH
Steinbach C
McGwire 1B
Riles 3B
Weiss SS
Gallego 2B
Stewart P

1992

R. Henderson . . LF
Wilson CF
Canseco RF
Baines DH
McGwire 1B
Steinbach C
Lansford 3B
Bordick SS
Blankenship . . 2B
Stewart P

1993

R. Henderson . . . LF
 D. Henderson . . . CF
 Sierra RF
 McGwire 1B
 Neel DH
 Steinbach C
 Brosius 3B
 Bordick SS
 Blankenship . . . 2B
 Welch P

1994

Henderson LF
 Javier CF
 Sierra RF
 McGwire 1B
 Gates 2B
 Neel DH
 Steinbach C
 Brosius 3B
 Bordick SS
 Witt P

1995

Henderson LF
 Javier CF
 Berroa DH
 Sierra RF
 McGwire 1B
 Steinbach C
 Brosius 3B
 Gallego 2B
 Bordick SS
 Stewart P

1996

Young CF
 Gates 2B
 Giambi 1B
 Berroa DH
 Plantier LF
 Muñoz RF
 Steinbach C
 Lovullo 3B
 Bordick SS
 Reyes P

1997

Batista SS
 Brosius 3B
 Canseco RF
 McGwire 1B
 Berroa DH
 Giambi LF
 Young CF
 Spiezio 2B
 Williams C
 Prieto P

1998

Henderson LF
 Magadan 3B
 Grieve RF
 Stairs DH
 Giambi 1B
 Spiezio 2B
 Hinch C
 McDonald CF
 Bournigal SS
 Candiotti P

1999

Phillips 2B
 McDonald CF
 Giambi DH
 Stairs RF
 Jaha 1B
 Grieve LF
 Chavez 3B
 Hinch C
 Tejada SS
 Heredia P

2000

Becker CF
 Tejada SS
 Giambi, Ja 1B
 Jaha DH
 Stairs RF
 Grieve LF
 Hernandez C
 Chavez 3B
 Menechino 2B
 Appier P

2001

Damon LF
 Ortiz 2B
 Giambi, Ja 1B
 Saenz DH
 Chavez 3B
 Tejada SS
 Long CF
 Giambi, Je RF
 Hernandez C
 Hudson P

2002

Giambi, Je LF
 Velarde 2B
 Hatteberg DH
 Justice RF
 Chavez 3B
 Tejada SS
 Long CF
 Hernandez C
 Pena 1B
 Mulder P

2003

Ellis 2B
 Hatteberg 1B
 Tejada SS
 Chavez 3B
 Dye RF
 Durazo DH
 Long LF
 Hernandez C
 Singleton CF
 Hudson P

2004

Kotsay CF
 Kieilty LF
 Chavez 3B
 Dye RF
 Durazo DH
 Karros 1B
 Crosby SS
 Miller C
 Scutaro 2B
 Hudson P

2005

Kotsay CF
 Kendall C
 Chavez 3B
 Durazo DH
 Hatteberg 1B
 Byrnes LF
 Crosby SS
 Swisher RF
 Ellis 2B
 Zito P

2006

Ellis 2B
 Kotsay CF
 Crosby SS
 Chavez 3B
 Thomas DH
 Bradley RF
 Payton LF
 Kendall C
 Swisher 1B
 Zito P

2007

Kendall C
 Stewart LF
 Bradley CF
 Piazza DH
 Chavez 3B
 Swisher 1B
 Crosby SS
 Buck RF
 Ellis 2B
 Haren P

2008

Buck RF
 Ellis 2B
 Barton 1B
 Cust DH
 Brown LF
 Crosby SS
 Hannahan 3B
 Suzuki C
 R. Sweeney CF
 Blanton P

2009

Sweeney CF
 Cabrera SS
 Giambi DH
 Holliday LF
 Garciparrá 1B
 Chavez 3B
 Suzuki C
 Cust RF
 Ellis 2B
 Braden P

2010

Davis CF
 Barton 1B
 Sweeney RF
 Kouzmanoff . . . 3B
 Suzuki C
 Chavez DH
 Ellis 2B
 Buck LF
 Pennington SS
 Sheets P

2011

Crisp CF
 Barton 1B
 DeJesus RF
 Willingham LF
 Matsui DH
 Suzuki C
 Ellis 2B
 Kouzmanoff . . . 3B
 Pennington SS
 Cahill P

2012

Weeks 2B
 Pennington SS
 Crisp LF
 Smith DH
 Suzuki C
 Reddick RF
 Céspedes CF
 Allen 1B
 Sogard 3B
 McCarthy P

2013

Crisp CF
 Jaso C
 Reddick RF
 Céspedes LF
 Lowrie SS
 Moss 1B
 Donaldson 3B
 Smith DH
 Sogard 2B
 Anderson P

2014

Crisp CF
 Donaldson 3B
 Lowrie SS
 Moss DH
 Céspedes LF
 Jaso C
 Reddick RF
 Barton 1B
 Sogard 2B
 Gray P

2015

Gentry RF
 Fuld CF
 Zobrist LF
 Butler DH
 Davis 1B
 Lawrie 3B
 Vogt C
 Semien SS
 Sogard 2B
 Gray P

2016

Burns CF
 Lowrie 2B
 Reddick RF
 Valencia 3B
 Davis LF
 Butler DH
 Canha 1B
 Vogt C
 Semien SS
 Hill P

THE CHAMPIONSHIP YEARS

1910: Finished with a 102-48 record and outdistanced the New York Highlanders by 14.5 games in the American League standings... defeated the Chicago Cubs in five games to win the first of five World Championships in Philadelphia...102 wins set a new American League record...opened the season in Washington in a game attended by President William Howard Taft, who honored the game by throwing out the first ball, setting a precedent which was followed by each of his successors until the Senators left Washington following the 1971 season...the pitching staff, headlined by Jack Coombs, Chief Bender, Cy

Morgan and Eddie Plank, finished with a 1.79 ERA... Coombs emerged as the ace of the pitching staff and finished with a 31-9 record and a 1.30 ERA, including 13 shutouts...compiled a 46-inning scoreless streak during the season...the infield of Stuffy McInnis, Eddie Collins, Jack Barry, and Frank Baker would become known as the "\$100,000 Infield"...won the first three games of the World Series before the Cubs took game four, 4-3 in 10 innings...Coombs won his third game of the series in Game 5, outpitching Mordecai Brown to lift the A's to their first world title.

1911: Dominated the American League for the second straight season, finishing with a 101-50 record...defeated the New York Giants in six games to capture a second straight world championship...offense was paced by Eddie Collins, Frank Baker, Stuffy McInnis, Eddie Murphy and Bris Lord...Baker captured the American League home run title with 11 round trippers, earning him the nickname "Home Run" Baker...clinched the pennant on Sept. 26 with an 11-5 win over Detroit at Shibe Park, as Baker hit two doubles and two home runs...faced the New York Giants in the World Series in a rematch of the 1905 Fall Classic, won by the Giants...Christy Mathewson and Chief Bender square-off in Game 1, just as they did in the 1905 Series finale...a run-scoring double by New York's Josh Devore in the seventh inning breaks a 1-1 tie as the Giants capture the first game...the A's won Game 2, 3-1, behind the pitching of Eddie Plank and a home run by Baker...A's took a 2-1 lead in the series by winning Game 3, 3-2 in 11 innings at the Polo Grounds...after heavy rains forced postponement of the series for a week, the A's captured Game 4 at Shibe Park, 4-2, as Bender outdueled Mathewson...the Giants staved off elimination by winning Game 5 at the Polo Grounds, 4-3 in 10 innings...the A's routed the Giants, 13-2 in Game 6 to capture their second straight World Series title.

1910 World Champion Philadelphia Athletics



1910 PHILADELPHIA ATHLETICS – Front row: Topsy Hartsel, Stuffy McInnis, Tom Atkins, Harry Krause, bat boy Louis Van Zelt, Jim Dygert, Eddie Collins, Jack Barry and Pat Livingston; Second row: Rube Oldring, Bris Lord, Danny Murphy, Manager Connie Mack, Eddie Plank, Jack Lapp and Amos Strunk; Top row: Harry Davis, Frank Baker, Jack Coombs, Ira Thomas, Chief Bender, Ben Hauser, Claude Derrick, Cy Morgan and Pat Donohue.

1911 World Champion Philadelphia Athletics



1911 PHILADELPHIA ATHLETICS – Front row: Topsy Hartsel, Doc Martin, Dave Danforth, Louis Van Zeldt (mascot), Stuffy McInnis, Eddie Collins, Jack Barry; Row two: Rube Oldring, Bris Lord, Danny Murphy, Manager Connie Mack, Eddie Plank, Jack Lapp, Amos Strunk; Top row: Harry Davis, Frank Baker, Jack Coombs, Harry Krause, Ira Thomas, Chief Bender, Claude Derrick, Cy Morgan, Pading Livingston

1913: The Athletics post a 96-57 regular season record and outdistanced Washington by six and a half games to reclaim the American League pennant...defeated the New York Giants in five games to capture their third World Series title in four years...moved into first place in April and stayed atop the AL standings the rest of the way...Jack Coombs, three years removed from a 31-win season, missed the entire campaign with typhoid fever...Chief Bender (21-10), Eddie Plank (18-10), Boardwalk Brown (17-11), Byron "Duke" Houck (14-6) and rookie "Bullet" Joe Bush (14-6) anchored the pitching staff...the "\$100,000 Infield" turned in another

er solid season...Frank Baker hit .336 to go along with an American League-best 12 home runs and 117 RBI... Stuffy McInnis hit .324 with 90 RBI, Collins finished with a .345 average while Barry batted .275...the Athletics and Giants split the first two games of the series before the A's win Games 3, 4 and 5 to capture their third World Series title.

1929: Behind a high-powered offense that featured six .300 hitters and the league's best pitching staff paced by Lefty Grove and George Earnshaw, the A's finish with a 104-46 record and capture the American League pennant by 18 games over the New York Yankees...defeat the Chicago Cubs

in five games to win their fourth World Series title...the championship is the culmination of a long journey back to the top of the baseball world for Connie Mack's club...after winning the 1914 pennant, the A's spent the next seven seasons in the AL cellar before finishing seventh in 1922...finished sixth in 1923, fifth in '24, second in '25, third in '26 and second in '27 and '28 before winning the pennant in 1929...Al Simmons leads the American League with 157 RBI and finishes second with a .365 batting average...Jimmie Foxx hits .354 with 33 home runs while catcher Mickey Cochrane finishes with a .331 average...Bing Miller (.335), Jimmy Dykes (.327) and Mule Haas (.313) also top the .300 mark for the season...Earnshaw (24-8, 3.29) and Grove (20-6, 2.81) combine for 44 wins.

1930: After posting a 102-52 regular season record, the Athletics successfully defend their World Championship by defeating a hard-nosed St. Louis Cardinals team in six games...offensively, Al Simmons leads the AL with a .381 average to go along with 36 home runs...Jimmie Foxx hits .335 and his 37 home runs rank tied for third in the league behind Babe Ruth (49) and Lou Gehrig (41)...Mickey Cochrane finishes the year with a .357 average...Lefty Grove posts a 28-5 record to go along with a 2.54 ERA while George Earnshaw finishes with a 22-13 record and a 4.44 ERA...the 1931 Athletics won a franchise record 107 games, but were denied a third straight championship after losing to the St. Louis Cardinals in a seven-game World Series...after finishing second in 1932 and third in 1933, the A's would average 92 losses a season for the next 21 years before relocating to Kansas City for the 1955 season.

1972: The Swingin' A's finished with a 93-62 regular season record and held off the Chicago White Sox to capture a second straight American League West title...defeated the Detroit Tigers in five games in the American League Championship Series to advance to the World Series, where they defeated the heavily-favored Cincinnati Reds in seven games...the pitching staff, led by Jim "Catfish" Hunter (21-7), Ken Holtzman (19-11), John "Blue Moon" Odom (15-6) and closer Rollie Fingers (11-9, 21 saves), finished second in the American League with a 2.58

ERA...a contract dispute forced Vida Blue, who won both the AL Cy Young Award and league MVP honors a year before, to miss spring training and he did not make his first start until May 28th...led by Mike Epstein (26) and Reggie Jackson (25), the A's led the American League with 134 home runs...Jackson tore a hamstring muscle in the fifth game of the ALCS vs. Detroit and was sidelined for the World Series...Gene Tenace, who hit just .225 with five home runs during the regular season, hits a then-Fall Classic record four home runs to go along with a .348 average to earn World Series MVP honors.

1913 World Champion Philadelphia Athletics



1913 PHILADELPHIA ATHLETICS – Front row: Byron Houck, Eddie Murphy, Eddie Plank, Amos Strunk, Danny Murphy, Jimmy Walsh, John Taff; Middle row: Tom Daley, Wally Schang, Jack Lapp, Boardwalk Brown, Chief Bender, Weldon Wyckoff, Harry Davis, Billy Orr; Top row: Joe Bush, Stuffy McInnis, Jack Barry, Eddie Collins, Frank Baker, Manager Connie Mack, Rube Oldring, Ira Thomas

1929 World Champion Philadelphia Athletics



1929 PHILADELPHIA ATHLETICS – Front row: Mule Haas, Joe Boley, Homer Summa, Walter French, Carroll Yerkes, Earl Mack, Eddie Collins, Jim Cronin, Sammy Hale, Max Bishop; Middle row: Charlie Perkins, Eddie Rommel, Jimmy Foxx, Trainer E.E. Ebling, Business Manager R. Von Ohl, Manager Connie Mack, President Thomas Shibe, Kid Gleason, Howard Ehmke, Jimmy Dykes, Mickey Cochrane; Top row: Bill Shores, Bevo Lebourveau, George Burns, Lefty Grove, Rube Walberg, Steve Pflueger, George Earnshaw, Al Simmons, Bing Miller, Bill Breckinridge, Jack Quinn

The Championship Years, continued

1973: The A's claim their third straight AL West title with a 94-68 record and dispatch the Baltimore Orioles to win a hard-fought five-game ALCS...defeat the New York Mets in seven games to capture a second straight World Championship... Reggie Jackson leads the American League in home runs (32) and RBI (117) and hits .293 to earn AL MVP honors...after hitting just .143 against Baltimore in the ALCS, Jackson earns World Series MVP honors after hitting .310 with three doubles, a triple and a home run against the Mets... third baseman Sal Bando hits .287 with 29 home runs and 98 RBI while playing all 162 games at third base... All-Star shortstop Campy Campaneris

reaches the 150-hit plateau for the second consecutive season and for the sixth time in 10 years...hit .333 vs. Baltimore and set then-ALCS records for total bases (14) and stolen bases (3) and ties an ALCS record with two home runs...hit .290 with six runs, three stolen bases, a triple and home run vs. the Mets in the World Series... Dick Green bounces back from an injury-plagued 1972 campaign to set a then-Oakland record for highest fielding percentage by a second baseman (.988)...Bill North, acquired in a trade with the Cubs in the off-season, emerges as the A's everyday center fielder, but a late season ankle injury forces him to miss both the ALCS and World Series... catcher Ray Fosse is acquired from Cleveland during spring training and establishes career highs in games played (143), at bats (492), doubles (23) and triples (2)...pitching staff is paced by 20-game winners Catfish Hunter (21-5), Ken Holtzman (21-13) and Vida Blue (20-9)...Hunter posts his third straight 21-win season despite missing a month of the season with an injury...strung together 13-straight victories from June 2 to September 5... Hunter posted two wins over Baltimore in the ALCS, including a 3-0 shutout in Game 5...he kept his record perfect in World Series play, winning Game 6 against the Mets...Holtzman wins seven games in the month of May and finishes with four shutouts among his 16 complete games...after a slow start, Blue wins 11 of his last 13 decisions down the stretch to notch his second 20-win season in just his third full Major League season...Blue tossed a team-high four shutouts during the season...Manager Dick Williams resigns shortly after the season after failing to come to terms on a new contract.



1930 PHILADELPHIA ATHLETICS – Front row: Joe Boley, Max Bishop, Jimmy Dykes, Eddie Collins, Manager Connie Mack, Kid Gleason, Eddie Rommel, Al Simmons, Mickey Cochrane; Middle row: Ralph Perkins, Frank Higgins, Homer Summa, Jimmy Foxx, Dibrell Williams, Bing Miller, Lefty Grove, Jimmy Moore, Charlie Perkins; Top row: Trainer Dr. E. E. Ehling, Leroy Mahaffey, George Ernschaw, George Haas, William Shores, Wally Schang, Coach Earl Mack and Jack Quinn

1972 World Champion Oakland Athletics



1972 OAKLAND A's – Front row: Matty Alou, Mike Hegan, bat boy Ron Pieraldi, Tim Cullen, Dick Green; Second row: Travelling secretary Tom Corwin, Bert Campaneris, Angel Mangual, Coach Jerry Adair, Coach Bill Posedel, Manager Dick Williams, Coach Vern Hoscheit, Coach Irv Noren, John "Blue Moon" Odom, Ted Kubiak; Third row: Trainer Joe Romo, Reggie Jackson, Gonzalo Marquez, Joe Horlen, Darold Knowles, Gene Tenace, Dal Maxvill, Sal Bando, Dave Hamilton, Vida Blue, Frank Ciensczyk; Fourth row: Joe Rudi, Don Mincher, Ken Holtzman, Rollie Fingers, George Hendrick, Bob Locker, Mike Epstein, Dave Duncan, Jim "Catfish" Hunter

1974: Under new manager Alvin Dark, the A's defeat the Los Angeles Dodgers to claim their third straight World Series...finish the regular season with a 90-72 record and win their fourth straight AL West title by five games over Texas...defeat the Baltimore Orioles in a four-game ALCS to set up the first ever All-California World Series against the Dodgers...Catfish Hunter captures the American League Cy Young Award after winning a career high 25 games to go along with a 2.49 ERA... Rollie Fingers makes a career high 76 appearances to set a then-Oakland record...he was named World Series MVP after chalking up a win, two saves and a 1.93 ERA in four appearances...Fingers earned the win in Game 1 as he worked 4.1 innings in relief of Ken Holtzman...Campy Campaneris hits a career high .290

and steals over 30 bases for the 10th straight season...Campy batted .353 in five World Series games against the Dodgers...Joe Rudi led the AL in doubles (39) and total bases (287) while finishing third in RBI (99), fourth in slugging (.484) and fifth in hits (174)...Sal Bando finishes second in the American League with 103 RBI...he hit game winning home runs in the second and third games of the ALCS vs. Baltimore...Reggie Jackson starts the season by batting .399 with 15 home runs and 42 RBI over the first 50 games...he made his fifth All-Star Game appearance in six years and amassed over 3.5 million votes in the fan balloting, nearly 800,000 more than runner up Hank Aaron...after a blazing start, Jackson hits just .239 with 14 home runs and 51 RBI over the final 104 games of the season... Claudell Washington made the jump from Double A to appear in 73 games and is named to Topps Rookie All-Star Team.



1973 OAKLAND A's – Front row: Reggie Jackson, Jim “Catfish” Hunter, Pat Bourque, batboy Ron Pieraldi, Dick Green, Vic Davalilo, Billy North; Second row: Bert Campaneris, Vida Blue, Paul Lindblad, Coach Jerry Adair, Coach Vern Hoscheit, Manager Dick Williams, Coach Irv Noren, Coach Wes Stock, Sal Bando, Gene Tenace; Third row: Trainer Joe Romo, traveling secretary Jim Bank, Angel Mangual, Jesus Alou, Joe Rudi, John “Blue Moon” Odom, Mike Andrews, Ted Kubiak, equipment manager Frank Ciensczyk; Fourth Row: Horacio Pina, Ken Holtzman, Deron Johnson, Rollie Fingers, Billy Conigliaro, Ray Fosse, Darold Knowles and Allan Lewis

1989: The A's posted a regular season mark of 99-63 and finished seven games ahead of Kansas City in the American League West Division...defeated Toronto in five games to win a second straight American League pennant...swept the San Francisco Giants in the “Battle of the Bay” World Series, which will always be remembered for the devastating earthquake that struck on Oct. 17 at 5:04 pm, just minutes before the first pitch of Game 3 at Candlestick Park...for the second straight season, won more regular season games than any team in the Majors... never led the AL West by more than 4.5 games until the final week and never were more than three games out of the division lead...were an injury-plagued team for the first four months of the season as 11 different players spent time on the disabled list, including Jose Canseco, Mark McGwire, Storm Davis, Walt Weiss, Dennis Eckersley and Bob Welch...pitching staff posted the lowest ERA in the American League (3.09) for the second straight season... tossed a Major League-best 20 shutouts on the year...starting pitchers Dave Stewart (21-9), Mike Moore (19-11), Storm Davis (19-7) and Bob Welch (17-8) combined for a 76-35 record with a 3.25 ERA...Stewart became the first pitcher to string together three 20-win seasons since Hall of Famer Jim Palmer accomplished the feat from 1975-78...became just the second player in Oakland history to reel off three straight 20-win seasons...was the first since

Catfish Hunter won 20 or more games during a four year stretch from 1971-74...was 4-0 in four postseason starts and earned World Series MVP honors...third baseman Carney Lansford set an Oakland single-season record with a .336 batting average, which was the second best mark in the AL...offense received a tremendous boost when the team reacquired Oakland native Rickey Henderson in a trade with the New York Yankees on June 20th...Henderson hit .294 and reached base safely in 80 of the 85 games he played with Oakland down the stretch...tied Wade Boggs for the AL lead in runs scored (113) and topped the loop with a career high 126 walks...was named ALCS MVP after hitting .400 with 15 total bases, eight runs scored, five RBI



1974 OAKLAND A's – Front row: Jim “Catfish” Hunter, Dal Maxvill, Angel Mangual, Jim Holt; Second row: Bert Campaneris, Paul Lindblad, Vida Blue, Coach Bob Hofman, Coach Bobby Winkles, Manager Alvin Dark, Coach Wes Stock, Coach Jerry Adair, Sal Bando, Ted Kubiak, Billy North; Third row: Trainer Joe Romo, Traveling secretary Jim Bank, Herb Washington, Reggie Jackson, Jesus Alou, Dave Hamilton, Glenn Abbott, Joe Rudi, Ray Fosse, Dick Green, Phil Garner, Equipment manager Frank Ciensczyk; Top row: Claudell Washington, Gene Tenace, Larry Haney, Ken Holtzman, Rollie Fingers, John “Blue Moon” Odom, Darold Knowles

The Championship Years, continued

and seven walks in five games vs. the Blue Jays...hit a combined .441 in nine postseason games...Dave Parker topped the team with 97 RBI to go along with 22 home runs... McGwire ranked third in the AL with 33 home runs and ranked 10th in RBI (95)...Mike Gallego, who was thrust into the starting shortstop's role with Weiss sidelined for 65 games with an injury, finished the season with career highs in virtually every offensive category, including average (.252), runs (45), hits (90) home runs (3) and RBI (30)...Canseco, who won AL MVP honors the year before, missed the first 88 games of the season due to a stress fracture of the hook of the hamate bone in his left hand...despite missing the first half of the season, still managed to finish third on the team in homers (17) and fourth in RBI (57)...hit a tremendous home run in Game 4 of the ALCS off Mike Flanagan, a blast that carried into the fifth deck in Toronto's SkyDome.



1989 OAKLAND A's – In front: Bat Boy *Tori Lewis*, Bat Boy *Evan Mattrai*, Bat Boy *Brian Caskey*; Front row: *Mike Gallego*, *Jim Corsi*, *Felix Jose*, Hitting Coach *Merv Rettenmund*, First Base Coach *Dave McKay*, Third Base Coach *Rene Lachemann*, Manager *Tony La Russa*, Pitching Coach *Dave Duncan*, Bullpen Coach *Art Kusnyer*, Bench Coach *Tommy Reynolds*, *Glenn Hubbard*, *Matt Sinatro*, *Luis Polonia*, *Stan Javier*; Second row: Traveling Secretary *Mickey Morabito*, Equipment manager *Frank Ciensczyk*, *Jose Canseco*, *Storm Davis*, *Dennis Eckersley*, *Bob Welch*, *Carney Lansford*, *Mark McGwire*, *Eric Plunk*, *Dave Parker*, Trainer *Barry Weinberg*, Assistant Trainer *Larry Davis*; Top row: *Tony Phillips*, *Todd Burns*, *Brian Snyder*, *Dave Henderson*, *Ron Hassey*, *Greg Cadaret*, *Mike Moore*, *Dave Stewart*, *Walt Weiss*, *Gene Nelson*, *Terry Steinbach*, *Rick Honeycutt*, *Curt Young*

ALL-TIME POSTSEASON RESULTS

AMERICAN LEAGUE WILD CARD

| 2014 | Date | Site | W/L | Score | Winner | Losers | Save | Attendance |
|------|------|----------------|-----|----------|--------|--------|------|------------|
| 1 | 9/30 | at Kansas City | L | 8-9 (12) | Frasor | Otero | | 40,502 |

AMERICAN LEAGUE DIVISION SERIES

| 1981 | Date | Site | W/L | Score | Winner | Losers | Save | Attendance |
|------|------|----------------|-----|-------|----------|---------|-------|------------|
| 1 | 10/6 | at Kansas City | W | 4-0 | NORRIS | LEONARD | | 40,592 |
| 2 | 10/7 | at Kansas City | W | 2-1 | McCATTY | Jones | | 40,274 |
| 3 | 10/9 | at Oakland | W | 4-1 | Langford | Gura | Beard | 40,002 |

| 2000 | Date | Site | W/L | Score | Winner | Losers | Save | Attendance |
|------|------|-------------|-----|-------|-----------|---------|--------------|------------|
| 1 | 10/3 | at Oakland | W | 5-3 | Heredia | Clemens | Isringhausen | 47,360 |
| 2 | 10/4 | at Oakland | L | 0-4 | Pettitte | Appier | Rivera | 47,860 |
| 3 | 10/6 | at New York | L | 2-4 | Hernandez | HUDSON | Rivera | 56,606 |
| 4 | 10/7 | at New York | W | 11-1 | Zito | Clemens | | 56,915 |
| 5 | 10/8 | at Oakland | L | 5-7 | Stanton | Heredia | Rivera | 41,170 |

| 2001 | Date | Site | W/L | Score | Winner | Losers | Save | Attendance |
|------|-------|-------------|-----|-------|-----------|----------|--------------|------------|
| 1 | 10/10 | at New York | W | 5-3 | Mulder | Clemens | Isringhausen | 56,697 |
| 2 | 10/11 | at New York | W | 2-0 | Hudson | Pettitte | Isringhausen | 56,684 |
| 3 | 10/13 | at Oakland | L | 0-1 | Mussina | Zito | Rivera | 55,861 |
| 4 | 10/14 | at Oakland | L | 2-9 | Hernandez | Lidle | | 43,681 |
| 5 | 10/15 | at New York | L | 3-5 | Stanton | Mulder | Rivera | 56,642 |

| 2002 | Date | Site | W/L | Score | Winner | Losers | Save | Attendance |
|------|------|--------------|-----|-------|--------|--------|----------|------------|
| 1 | 10/1 | at Oakland | L | 5-7 | Radke | Lilly | Guardado | 34,853 |
| 2 | 10/2 | at Oakland | W | 9-1 | Mulder | Mays | | 31,953 |
| 3 | 10/4 | at Minnesota | W | 6-3 | Zito | Reed | Koch | 55,932 |
| 4 | 10/5 | at Minnesota | L | 2-11 | Milton | Hudson | | 55,960 |
| 5 | 10/6 | at Oakland | L | 4-5 | Radke | Mulder | | 32,146 |

| 2003 | Date | Site | W/L | Score | Winner | Losers | Save | Attendance |
|------|------|------------|-----|----------|------------|-----------|------|------------|
| 1 | 10/1 | at Oakland | W | 5-4 (12) | Harden | Lowe | | 50,606 |
| 2 | 10/2 | at Oakland | W | 5-1 | Zito | Wakefield | | 36,305 |
| 3 | 10/4 | at Boston | L | 1-3 (11) | Williamson | Harden | | 35,460 |
| 4 | 10/5 | at Boston | L | 4-5 | Williamson | Foulke | | 35,048 |
| 5 | 10/6 | at Oakland | L | 3-4 | Martinez | Zito | Lowe | 49,397 |

| 2006 | Date | Site | W/L | Score | Winner | Losers | Save | Attendance |
|------|------|--------------|-----|-------|--------|---------|--------|------------|
| 1 | 10/3 | at Minnesota | W | 3-2 | Zito | Santana | Street | 55,542 |
| 2 | 10/4 | at Minnesota | W | 5-2 | Calero | Neshek | Street | 55,710 |
| 3 | 10/6 | Minnesota | W | 8-3 | Haren | Radke | | 35,694 |

| 2012 | Date | Site | W/L | Score | Winner | Losers | Save | Attendance |
|------|-------|------------|-----|-------|-------------|----------|----------|------------|
| 1 | 10/6 | at Detroit | L | 1-3 | Verlander | Parker | Valverde | 43,323 |
| 2 | 10/7 | at Detroit | L | 4-5 | Albuquerque | Balfour | | 40,684 |
| 3 | 10/9 | Detroit | W | 2-0 | Anderson | Sanchez | Balfour | 37,090 |
| 4 | 10/10 | Detroit | W | 4-3 | Cook | Valverde | | 36,385 |
| 5 | 10/11 | Detroit | L | 0-6 | VERLANDER | Parker | | 36,393 |

| 2013 | Date | Site | W/L | Score | Winner | Losers | Save | Attendance |
|------|-------|------------|-----|-------|-----------|-------------|---------|------------|
| 1 | 10/4 | Detroit | L | 2-3 | Scherzer | Colón | Benoit | 48,401 |
| 2 | 10/5 | Detroit | W | 1-0 | Balfour | Albuquerque | | 48,292 |
| 3 | 10/7 | at Detroit | W | 6-3 | Parker | Sanchez | Balfour | 43,973 |
| 4 | 10/8 | at Detroit | L | 6-8 | Scherzer | Doolittle | | 43,958 |
| 5 | 10/10 | Detroit | L | 0-3 | Verlander | Gray | Benoit | 46,959 |

AMERICAN LEAGUE CHAMPIONSHIP SERIES

| 1971 | Date | Site | W/L | Score | Winner | Losers | Save | Attendance |
|------|------|--------------|-----|-------|---------|--------|------|------------|
| 1 | 10/3 | at Baltimore | L | 3-5 | McNally | Blue | Watt | 42,621 |
| 2 | 10/4 | at Baltimore | L | 1-5 | CUELLAR | HUNTER | | 35,003 |
| 3 | 10/5 | at Oakland | L | 3-5 | PALMER | Segui | | 33,176 |

| 1972 | Date | Site | W/L | Score | Winner | Losers | Save | Attendance |
|------|-------|------------|-----|----------|---------|----------|------|------------|
| 1 | 10/7 | at Oakland | W | 3-2 (11) | Fingers | Lolich | | 29,536 |
| 2 | 10/8 | at Oakland | W | 5-0 | ODOM | Fryman | | 31,088 |
| 3 | 10/10 | at Detroit | L | 0-3 | COLEMAN | Holtzman | | 41,156 |
| 4 | 10/11 | at Detroit | L | 3-4 (10) | Hiller | Horlen | | 37,615 |
| 5 | 10/12 | at Detroit | W | 2-1 | Odom | Fryman | Blue | 50,276 |

| 1973 | Date | Site | W/L | Score | Winner | Losers | Save | Attendance |
|------|-------|--------------|-----|----------|----------|-----------|---------|------------|
| 1 | 10/6 | at Baltimore | L | 0-6 | PALMER | Blue | | 41,279 |
| 2 | 10/7 | at Baltimore | W | 6-3 | Hunter | McNally | Fingers | 48,425 |
| 3 | 10/9 | at Oakland | W | 2-1 (11) | HOLTZMAN | CUELLAR | | 34,467 |
| 4 | 10/10 | at Oakland | L | 4-5 | Jackson | Fingers | | 27,497 |
| 5 | 10/11 | at Oakland | W | 3-0 | HUNTER | Alexander | | 24,265 |

| 1974 | Date | Site | W/L | Score | Winner | Losers | Save | Attendance |
|------|------|--------------|-----|-------|----------|---------|---------|------------|
| 1 | 10/5 | at Oakland | L | 3-6 | Cuellar | Hunter | | 41,609 |
| 2 | 10/6 | at Oakland | W | 5-0 | HOLTZMAN | McNally | | 42,810 |
| 3 | 10/8 | at Baltimore | W | 1-0 | BLUE | PALMER | | 32,060 |
| 4 | 10/9 | at Baltimore | W | 2-1 | Hunter | Cuellar | Fingers | 28,136 |

| 1975 | Date | Site | W/L | Score | Winner | Losers | Save | Attendance |
|------|------|------------|-----|-------|--------|----------|-------|------------|
| 1 | 10/4 | at Boston | L | 1-7 | TIANT | Holtzman | | 35,578 |
| 2 | 10/5 | at Boston | L | 3-6 | Moret | Fingers | Drago | 35,578 |
| 3 | 10/7 | at Oakland | L | 3-5 | Wise | Holtzman | Drago | 49,358 |

| 1981 | Date | Site | W/L | Score | Winner | Losers | Save | Attendance |
|------|-------|-------------|-----|-------|----------|---------|---------|------------|
| 1 | 10/13 | at New York | L | 1-3 | John | Norris | Gossage | 55,740 |
| 2 | 10/14 | at New York | L | 3-13 | Frazier | McCatty | | 48,497 |
| 3 | 10/15 | at Oakland | L | 0-4 | Righetti | Keough | | 47,302 |

| 1988 | Date | Site | W/L | Score | Winner | Losers | Save | Attendance |
|------|------|------------|-----|-------|-----------|-----------|-----------|------------|
| 1 | 10/5 | at Boston | W | 2-1 | Honeycutt | HURST | Eckersley | 34,104 |
| 2 | 10/6 | at Boston | W | 4-3 | Nelson | Smith | Eckersley | 34,605 |
| 3 | 10/8 | at Oakland | W | 10-6 | Nelson | Boddicker | Eckersley | 49,261 |
| 4 | 10/9 | at Oakland | W | 4-1 | Stewart | Hurst | Eckersley | 49,406 |

All-Time Postseason Results, continued

| 1989 | Date | Site | W/L | Score | Winner | Loser | Save | Attendance |
|------|------|------------|-----|-------|---------|-------------|-----------|------------|
| 1 | 10/3 | at Oakland | W | 7-3 | Stewart | Stieb | | 49,435 |
| 2 | 10/4 | at Oakland | W | 6-3 | Moore | Stottlemire | Eckersley | 49,444 |
| 3 | 10/6 | at Toronto | L | 3-7 | Key | Davis | | 50,268 |
| 4 | 10/7 | at Toronto | W | 6-5 | Welch | Flanagan | Eckersley | 50,076 |
| 5 | 10/8 | at Toronto | W | 4-3 | Stewart | Stieb | Eckersley | 50,024 |

| 1990 | Date | Site | W/L | Score | Winner | Loser | Save | Attendance |
|------|-------|------------|-----|-------|---------|-----------|-----------|------------|
| 1 | 10/6 | at Boston | W | 9-1 | Stewart | Andersen | | 35,192 |
| 2 | 10/7 | at Boston | W | 4-1 | Welch | Harris | Eckersley | 35,070 |
| 3 | 10/9 | at Oakland | W | 4-1 | Moore | BODDICKER | Eckersley | 49,026 |
| 4 | 10/10 | at Oakland | W | 3-1 | Stewart | Clemens | Honeycutt | 49,052 |

| 1992 | Date | Site | W/L | Score | Winner | Loser | Save | Attendance |
|------|-------|------------|-----|----------|---------|---------|-----------|------------|
| 1 | 10/7 | at Toronto | W | 4-3 | Russell | MORRIS | Eckersley | 51,039 |
| 2 | 10/8 | at Toronto | L | 1-3 | Cone | Moore | Henke | 51,114 |
| 3 | 10/10 | at Oakland | L | 5-7 | Guzman | Darling | Henke | 46,911 |
| 4 | 10/11 | at Oakland | L | 6-7 (11) | Ward | Downs | Henke | 47,732 |
| 5 | 10/12 | at Oakland | W | 6-2 | STEWART | Cone | | 44,955 |
| 6 | 10/14 | at Toronto | L | 2-9 | Guzman | Moore | | 51,335 |

| 2006 | Date | Site | W/L | Score | Winner | Loser | Save | Attendance |
|------|-------|------------|-----|-------|-----------|--------|-------|------------|
| 1 | 10/10 | Detroit | L | 1-5 | Robertson | Zito | | 35,655 |
| 2 | 10/11 | Detroit | L | 5-8 | Verlander | Loaiza | Jones | 36,168 |
| 3 | 10/13 | at Detroit | L | 0-3 | Rogers | Harden | Jones | 41,669 |
| 4 | 10/14 | at Detroit | L | 3-6 | Ledezma | Street | | 42,967 |

WORLD SERIES

| 1905 | Date | Site | W/L | Score | Winner | Loser | Save | Attendance |
|------|-------|-----------------|-----|-------|-----------|-----------|------|------------|
| 1 | 10/9 | at Philadelphia | L | 0-3 | MATHEWSON | PLANK | | 17,955 |
| 2 | 10/10 | at New York | W | 3-0 | BENDER | McGinnity | | 24,992 |
| 3 | 10/12 | at Philadelphia | L | 0-9 | MATHEWSON | COAKLEY | | 10,991 |
| 4 | 10/13 | at New York | L | 0-1 | McGINNITY | PLANK | | 13,598 |
| 5 | 10/14 | at New York | L | 0-2 | MATHEWSON | BENDER | | 24,187 |

| 1910 | Date | Site | W/L | Score | Winner | Loser | Save | Attendance |
|------|-------|-----------------|-----|----------|--------|----------|------|------------|
| 1 | 10/17 | at Philadelphia | W | 4-1 | BENDER | Overall | | 26,891 |
| 2 | 10/18 | at Philadelphia | W | 9-3 | COOMBS | Brown | | 24,597 |
| 3 | 10/20 | at Chicago | W | 12-5 | COOMBS | McIntire | | 26,210 |
| 4 | 10/22 | at Chicago | L | 3-4 (10) | Brown | BENDER | | 19,150 |
| 5 | 10/23 | at Chicago | W | 7-2 | COOMBS | BROWN | | 27,374 |

| 1911 | Date | Site | W/L | Score | Winner | Loser | Save | Attendance |
|------|-------|-----------------|-----|----------|-----------|-----------|------|------------|
| 1 | 10/14 | at New York | L | 1-2 | MATHEWSON | BENDER | | 38,281 |
| 2 | 10/16 | at Philadelphia | W | 3-1 | PLANK | Marquard | | 26,286 |
| 3 | 10/17 | at New York | W | 3-2 (11) | COOMBS | MATHEWSON | | 37,216 |
| 4 | 10/24 | at Philadelphia | W | 4-2 | BENDER | Mathewson | | 24,355 |
| 5 | 10/25 | at New York | L | 3-4 (10) | Crandall | Plank | | 33,228 |
| 6 | 10/26 | at Philadelphia | W | 13-2 | BENDER | Ames | | 20,485 |

| 1913 | Date | Site | W/L | Score | Winner | Loser | Save | Attendance |
|------|-------|-----------------|-----|----------|-----------|-----------|------|------------|
| 1 | 10/7 | at New York | W | 6-4 | BENDER | Marquard | | 36,291 |
| 2 | 10/8 | at Philadelphia | L | 0-3 (10) | MATHEWSON | PLANK | | 20,563 |
| 3 | 10/9 | at New York | W | 8-2 | BUSH | Tesreau | | 36,896 |
| 4 | 10/10 | at Philadelphia | W | 6-5 | BENDER | Demaree | | 20,568 |
| 5 | 10/11 | at New York | W | 3-1 | PLANK | MATHEWSON | | 36,632 |

| 1914 | Date | Site | W/L | Score | Winner | Loser | Save | Attendance |
|------|-------|-----------------|-----|----------|---------|---------|------|------------|
| 1 | 10/9 | at Philadelphia | L | 1-7 | RUDOLPH | Bender | | 20,562 |
| 2 | 10/10 | at Philadelphia | L | 0-1 | JAMES | PLANK | | 20,562 |
| 3 | 10/12 | at Boston | L | 4-5 (12) | James | BUSH | | 35,520 |
| 4 | 10/13 | at Boston | L | 1-3 | RUDOLPH | Shawkey | | 34,365 |

| 1929 | Date | Site | W/L | Score | Winner | Loser | Save | Attendance |
|-------------|-------------|------------------|------------|--------------|---------------|--------------|-------------|-------------------|
| 1 | 10/8 | at Chicago | W | 3-1 | EHMKE | Root | | 50,740 |
| 2 | 10/9 | at Chicago | W | 9-3 | Earnshaw | Malone | | 49,987 |
| 3 | 10/11 | at Philadelphia | L | 1-3 | BUSH | EARNSHAW | | 29,921 |
| 4 | 10/12 | at Philadelphia | W | 10-8 | Rommel | Blake | | 29,921 |
| 5 | 10/14 | at Philadelphia | W | 3-2 | Walberg | MALONE | | 29,921 |
| 1930 | Date | Site | W/L | Score | Winner | Loser | Save | Attendance |
| 1 | 10/1 | at Philadelphia | W | 5-2 | GROVE | GRIMES | | 32,295 |
| 2 | 10/2 | at Philadelphia | W | 6-1 | EARNSHAW | Rhem | | 32,295 |
| 3 | 10/4 | at St. Louis | L | 0-5 | HALLAHAN | Walberg | | 36,944 |
| 4 | 10/5 | at St. Louis | L | 1-3 | HAINES | GROVE | | 39,946 |
| 5 | 10/6 | at St. Louis | W | 2-0 | Grove | GRIMES | | 38,844 |
| 6 | 10/8 | at Philadelphia | W | 7-1 | EARNSHAW | Hallahan | | 32,295 |
| 1931 | Date | Site | W/L | Score | Winner | Loser | Save | Attendance |
| 1 | 10/1 | at St. Louis | W | 6-2 | GROVE | Derringer | | 38,529 |
| 2 | 10/2 | at St. Louis | L | 0-2 | HALLAHAN | EARNSHAW | | 35,947 |
| 3 | 10/5 | at Philadelphia | L | 2-5 | GRIMES | Grove | | 32,295 |
| 4 | 10/6 | at Philadelphia | W | 3-0 | EARNSHAW | Johnson | | 32,295 |
| 5 | 10/7 | at Philadelphia | L | 1-5 | HALLAHAN | Hoyt | | 32,295 |
| 6 | 10/9 | at St. Louis | W | 8-1 | GROVE | Derringer | | 39,401 |
| 7 | 10/10 | at St. Louis | L | 2-4 | Grimes | Earnshaw | | 20,805 |
| 1972 | Date | Site | W/L | Score | Winner | Loser | Save | Attendance |
| 1 | 10/14 | at Cincinnati | W | 3-2 | Holtzman | Nolan | Blue | 52,918 |
| 2 | 10/15 | at Cincinnati | W | 2-1 | Hunter | Grimsley | Fingers | 53,244 |
| 3 | 10/18 | at Oakland | L | 0-1 | Billingham | Odom | Carroll | 49,410 |
| 4 | 10/19 | at Oakland | W | 3-2 | Fingers | Carroll | | 49,410 |
| 5 | 10/20 | at Oakland | L | 4-5 | Grimsley | Fingers | Billingham | 49,410 |
| 6 | 10/21 | at Cincinnati | L | 1-8 | Grimsley | Blue | Hall | 52,737 |
| 7 | 10/22 | at Cincinnati | W | 3-2 | Hunter | Borbon | Fingers | 56,040 |
| 1973 | Date | Site | W/L | Score | Winner | Loser | Save | Attendance |
| 1 | 10/13 | at Oakland | W | 2-1 | Holtzman | Matlack | Knowles | 46,021 |
| 2 | 10/14 | at Oakland | L | 7-10 (12) | McGraw | Fingers | Stone | 49,151 |
| 3 | 10/16 | at New York | W | 3-2 (11) | Lindblad | Parker | Fingers | 54,817 |
| 4 | 10/17 | at New York | L | 1-6 | Matlack | Holtzman | Sadecki | 54,817 |
| 5 | 10/18 | at New York | L | 0-2 | Koosman | Blue | McGraw | 54,817 |
| 6 | 10/20 | at Oakland | W | 3-1 | Hunter | Seaver | Fingers | 49,333 |
| 7 | 10/21 | at Oakland | W | 5-2 | Holtzman | Matlack | Knowles | 49,333 |
| 1974 | Date | Site | W/L | Score | Winner | Loser | Save | Attendance |
| 1 | 10/12 | at Los Angeles | W | 3-2 | Fingers | Messersmith | Hunter | 55,974 |
| 2 | 10/13 | at Los Angeles | L | 2-3 | Sutton | Blue | Marshall | 55,989 |
| 3 | 10/15 | at Oakland | W | 3-2 | Hunter | Downing | | 49,347 |
| 4 | 10/16 | at Oakland | W | 5-2 | Holtzman | Messersmith | Fingers | 49,347 |
| 5 | 10/17 | at Oakland | W | 3-2 | Odom | Marshall | Fingers | 49,347 |
| 1988 | Date | Site | W/L | Score | Winner | Loser | Save | Attendance |
| 1 | 10/15 | at Los Angeles | L | 4-5 | Pena | Eckersley | | 55,983 |
| 2 | 10/16 | at Los Angeles | L | 0-6 | HERSHISER | Davis | | 56,051 |
| 3 | 10/18 | at Oakland | W | 2-1 | Honeycutt | Howell | | 49,316 |
| 4 | 10/19 | at Oakland | L | 3-4 | Belcher | Stewart | Howell | 49,317 |
| 5 | 10/20 | at Oakland | L | 2-5 | HERSHISER | Davis | | 49,317 |
| 1989 | Date | Site | W/L | Score | Winner | Loser | Save | Attendance |
| 1 | 10/14 | at Oakland | W | 5-0 | STEWART | Garrelts | | 49,385 |
| 2 | 10/15 | at Oakland | W | 5-1 | Moore | Reuschel | | 49,388 |
| 3 | 10/27 | at San Francisco | W | 13-7 | Stewart | Garrelts | | 62,038 |
| 4 | 10/28 | at San Francisco | W | 9-6 | Moore | Robinson | Eckersley | 62,032 |
| 1990 | Date | Site | W/L | Score | Winner | Loser | Save | Attendance |
| 1 | 10/16 | at Cincinnati | L | 0-7 | Rijo | Stewart | | 55,830 |
| 2 | 10/17 | at Cincinnati | L | 4-5 (10) | Dibble | Eckersley | | 55,832 |
| 3 | 10/19 | at Oakland | L | 3-8 | Browning | Moore | | 48,269 |
| 4 | 10/20 | at Oakland | L | 1-2 | Rijo | STEWART | Myers | 48,613 |

Capitals denote complete game.

POSTSEASON TEAM TOTALS

AMERICAN LEAGUE WILD CARD

| Year | AVG. | G | AB | R | H | TB | 2B | 3B | HR | RBI | SH | SF | HP | BB | IBB | SO | SB | CS | DP | E | SLG | OBP |
|------|------|---|----|---|----|----|----|----|----|-----|----|----|----|----|-----|----|----|----|----|---|------|------|
| 2014 | .277 | 1 | 47 | 8 | 13 | 19 | 0 | 0 | 2 | 8 | 1 | 0 | 0 | 6 | 1 | 15 | 0 | 0 | 0 | 0 | .404 | .358 |

| Year | W | L | ERA | G | GS | CG | GF | SHO | SV | IP | H | R | ER | HR | HB | BB | IBB | SO | WP | BK | AVG. |
|------|---|---|------|---|----|----|----|-----|----|------|----|---|----|----|----|----|-----|----|----|----|------|
| 2014 | 0 | 1 | 6.94 | 1 | 1 | 0 | 1 | 0 | 0 | 11.2 | 15 | 9 | 9 | 0 | 0 | 3 | 0 | 8 | 1 | 0 | .341 |

AMERICAN LEAGUE DIVISION SERIES

| Year | AVG. | G | AB | R | H | TB | 2B | 3B | HR | RBI | SH | SF | HP | BB | IBB | SO | SB | CS | DP | E | SLG | OBP |
|---------------|-------------|-----------|-------------|------------|------------|------------|-----------|----------|-----------|------------|----------|----------|-----------|------------|----------|------------|-----------|----------|-----------|-----------|-------------|-------------|
| 1981 | .253 | 3 | 99 | 10 | 25 | 39 | 5 | 0 | 3 | 9 | 3 | 0 | 0 | 6 | 0 | 10 | 2 | 2 | 1 | 3 | .394 | .295 |
| 2000 | .263 | 5 | 167 | 23 | 44 | 59 | 9 | 0 | 2 | 22 | 1 | 2 | 2 | 19 | 1 | 31 | 3 | 0 | 6 | 5 | .353 | .342 |
| 2001 | .247 | 5 | 174 | 12 | 43 | 70 | 13 | 1 | 4 | 11 | 0 | 2 | 3 | 11 | 1 | 31 | 3 | 0 | 3 | 6 | .402 | .300 |
| 2002 | .288 | 5 | 184 | 26 | 53 | 92 | 13 | 1 | 8 | 25 | 0 | 1 | 1 | 12 | 1 | 34 | 1 | 0 | 2 | 3 | .500 | .333 |
| 2003 | .213 | 5 | 178 | 18 | 38 | 51 | 8 | 1 | 1 | 15 | 1 | 0 | 4 | 21 | 2 | 37 | 3 | 0 | 5 | .287 | .310 | |
| 2006 | .245 | 3 | 106 | 16 | 26 | 50 | 9 | 0 | 5 | 15 | 0 | 0 | 0 | 6 | 1 | 19 | 0 | 0 | 2 | 1 | .472 | .286 |
| 2012 | .194 | 5 | 155 | 11 | 30 | 44 | 5 | 0 | 3 | 10 | 1 | 0 | 2 | 14 | 0 | 50 | 2 | 1 | 2 | 3 | .284 | .269 |
| 2013 | .217 | 5 | 166 | 15 | 36 | 63 | 6 | 3 | 5 | 14 | 1 | 1 | 1 | 14 | 2 | 57 | 1 | 0 | 1 | 1 | .380 | .280 |
| Totals | .240 | 36 | 1229 | 131 | 295 | 468 | 68 | 6 | 31 | 121 | 7 | 6 | 13 | 103 | 8 | 269 | 15 | 3 | 17 | 27 | .381 | .304 |

| Year | W | L | ERA | G | GS | CG | GF | SHO | SV | IP | H | R | ER | HR | HB | BB | IBB | SO | WP | BK | AVG. |
|---------------|-----------|-----------|-------------|-----------|-----------|----------|-----------|----------|----------|--------------|------------|------------|------------|-----------|-----------|-----------|-----------|------------|-----------|----------|-------------|
| 1981 | 3 | 0 | 0.67 | 3 | 3 | 2 | 1 | 1 | 1 | 27.0 | 20 | 2 | 2 | 0 | 0 | 7 | 0 | 11 | 0 | 0 | .204 |
| 2000 | 2 | 3 | 3.48 | 5 | 5 | 1 | 4 | 0 | 1 | 44.0 | 41 | 19 | 17 | 1 | 1 | 16 | 2 | 35 | 0 | 0 | .244 |
| 2001 | 2 | 3 | 2.86 | 5 | 5 | 0 | 5 | 1 | 2 | 44.0 | 40 | 18 | 14 | 3 | 4 | 11 | 0 | 29 | 0 | 0 | .241 |
| 2002 | 2 | 3 | 4.09 | 5 | 5 | 0 | 5 | 0 | 1 | 44.0 | 52 | 27 | 20 | 5 | 2 | 14 | 1 | 42 | 4 | 0 | .291 |
| 2003 | 2 | 3 | 2.98 | 5 | 5 | 0 | 5 | 0 | 0 | 48.1 | 38 | 17 | 16 | 8 | 2 | 18 | 5 | 39 | 1 | 0 | .211 |
| 2006 | 3 | 0 | 2.33 | 3 | 3 | 0 | 3 | 0 | 2 | 27.0 | 26 | 7 | 7 | 5 | 0 | 6 | 0 | 11 | 0 | 0 | .257 |
| 2012 | 2 | 3 | 2.89 | 5 | 5 | 0 | 5 | 1 | 1 | 43.2 | 41 | 17 | 14 | 2 | 3 | 7 | 1 | 39 | 4 | 0 | .252 |
| 2013 | 2 | 3 | 3.48 | 5 | 5 | 0 | 5 | 1 | 1 | 44.0 | 38 | 17 | 17 | 3 | 2 | 13 | 1 | 38 | 1 | 0 | .235 |
| Totals | 18 | 18 | 2.99 | 36 | 36 | 3 | 33 | 4 | 9 | 322.0 | 296 | 124 | 107 | 27 | 14 | 92 | 10 | 244 | 10 | 0 | .243 |

AMERICAN LEAGUE CHAMPIONSHIP SERIES

| Year | AVG. | G | AB | R | H | TB | 2B | 3B | HR | RBI | SH | SF | HP | BB | IBB | SO | SB | CS | DP | E | SLG | OBP |
|---------------|-------------|-----------|-------------|------------|------------|------------|-----------|----------|-----------|------------|-----------|-----------|-----------|------------|-----------|------------|-----------|-----------|-----------|-----------|-------------|-------------|
| 1971 | .229 | 3 | 96 | 7 | 22 | 41 | 8 | 1 | 3 | 7 | 2 | 0 | 0 | 5 | 0 | 16 | 0 | 3 | 3 | 0 | .427 | .267 |
| 1972 | .224 | 5 | 170 | 13 | 38 | 49 | 8 | 0 | 1 | 10 | 4 | 1 | 3 | 12 | 0 | 35 | 7 | 2 | 2 | 3 | .288 | .285 |
| 1973 | .200 | 5 | 160 | 15 | 32 | 54 | 5 | 1 | 5 | 15 | 4 | 1 | 2 | 17 | 3 | 39 | 3 | 1 | 2 | 4 | .338 | .283 |
| 1974 | .183 | 4 | 120 | 11 | 22 | 37 | 4 | 1 | 3 | 11 | 2 | 1 | 1 | 22 | 3 | 16 | 3 | 3 | 3 | 2 | .308 | .313 |
| 1975 | .194 | 3 | 98 | 7 | 19 | 28 | 6 | 0 | 1 | 7 | 0 | 0 | 0 | 9 | 0 | 14 | 0 | 0 | 2 | 6 | .286 | .262 |
| 1981 | .222 | 3 | 99 | 4 | 22 | 28 | 4 | 1 | 0 | 4 | 0 | 0 | 0 | 6 | 1 | 23 | 2 | 0 | 6 | 4 | .283 | .267 |
| 1988 | .299 | 4 | 137 | 20 | 41 | 70 | 8 | 0 | 7 | 20 | 0 | 1 | 0 | 10 | 3 | 35 | 1 | 3 | 1 | 3 | .511 | .345 |
| 1989 | .272 | 5 | 158 | 26 | 43 | 75 | 9 | 1 | 7 | 23 | 3 | 2 | 1 | 20 | 0 | 32 | 13 | 3 | 2 | 3 | .475 | .354 |
| 1990 | .299 | 4 | 127 | 20 | 38 | 42 | 4 | 0 | 0 | 18 | 4 | 3 | 4 | 19 | 2 | 21 | 9 | 3 | 5 | 1 | .331 | .399 |
| 1992 | .251 | 6 | 207 | 24 | 52 | 71 | 5 | 1 | 4 | 23 | 3 | 2 | 1 | 24 | 2 | 33 | 16 | 2 | 5 | 7 | .343 | .329 |
| 2006 | .221 | 4 | 131 | 9 | 29 | 48 | 7 | 0 | 4 | 9 | 0 | 0 | 1 | 14 | 0 | 28 | 0 | 0 | 7 | 3 | .366 | .301 |
| Totals | .238 | 46 | 1503 | 156 | 358 | 543 | 68 | 6 | 35 | 147 | 22 | 11 | 13 | 158 | 14 | 292 | 54 | 20 | 38 | 36 | .361 | .314 |

| Year | W | L | ERA | G | GS | CG | GF | SHO | SV | IP | H | R | ER | HR | HB | BB | IBB | SO | WP | BK | AVG. |
|---------------|-----------|-----------|-------------|-----------|-----------|----------|-----------|----------|-----------|--------------|------------|------------|------------|-----------|----------|------------|-----------|------------|-----------|----------|-------------|
| 1971 | 0 | 3 | 5.40 | 3 | 3 | 1 | 2 | 0 | 0 | 25.0 | 26 | 15 | 15 | 4 | 0 | 13 | 2 | 22 | 1 | 0 | .274 |
| 1972 | 3 | 2 | 1.76 | 5 | 5 | 1 | 4 | 1 | 1 | 46.0 | 32 | 10 | 9 | 4 | 0 | 13 | 2 | 25 | 2 | 0 | .198 |
| 1973 | 3 | 2 | 2.74 | 5 | 5 | 2 | 3 | 1 | 1 | 46.0 | 36 | 15 | 14 | 3 | 2 | 16 | 1 | 25 | 1 | 0 | .211 |
| 1974 | 3 | 1 | 1.75 | 4 | 4 | 2 | 2 | 2 | 2 | 36.0 | 22 | 7 | 7 | 3 | 0 | 5 | 0 | 20 | 0 | 0 | .177 |
| 1975 | 0 | 3 | 4.32 | 3 | 3 | 0 | 3 | 0 | 0 | 25.0 | 31 | 18 | 12 | 2 | 0 | 3 | 2 | 12 | 1 | 0 | .316 |
| 1981 | 0 | 3 | 6.84 | 3 | 3 | 0 | 3 | 0 | 0 | 25.0 | 36 | 20 | 19 | 3 | 2 | 13 | 0 | 10 | 1 | 0 | .336 |
| 1988 | 4 | 0 | 2.00 | 4 | 4 | 0 | 4 | 0 | 4 | 36.0 | 26 | 11 | 8 | 2 | 1 | 18 | 0 | 23 | 1 | 1 | .206 |
| 1989 | 4 | 1 | 3.89 | 5 | 5 | 0 | 5 | 0 | 3 | 44.0 | 40 | 21 | 19 | 3 | 0 | 15 | 1 | 24 | 1 | 0 | .242 |
| 1990 | 4 | 0 | 1.00 | 4 | 4 | 0 | 4 | 0 | 3 | 36.0 | 23 | 4 | 4 | 1 | 0 | 6 | 0 | 16 | 0 | 0 | .183 |
| 1992 | 2 | 4 | 4.50 | 6 | 6 | 1 | 5 | 0 | 1 | 54.0 | 59 | 31 | 27 | 10 | 0 | 23 | 1 | 29 | 3 | 0 | .281 |
| 2006 | 0 | 4 | 5.71 | 4 | 4 | 0 | 4 | 0 | 0 | 34.2 | 39 | 22 | 22 | 7 | 0 | 19 | 2 | 25 | 3 | 0 | .285 |
| Totals | 23 | 23 | 3.44 | 46 | 46 | 7 | 39 | 4 | 14 | 407.2 | 370 | 174 | 156 | 42 | 5 | 144 | 11 | 231 | 14 | 1 | .243 |

WORLD SERIES

| Year | AVG. | G | AB | R | H | TB | 2B | 3B | HR | RBI | SH | SF | HP | BB | IBB | SO | SB | CS | DP | E | SLG | OBP |
|---------------|-------------|-----------|-------------|------------|------------|------------|------------|-----------|-----------|------------|-----------|-----------|-----------|------------|----------|------------|-----------|-----------|-----------|-----------|-------------|-------------|
| 1905 | .161 | 5 | 155 | 3 | 25 | 30 | 5 | 0 | 0 | 2 | 3 | 0 | 1 | 5 | - | 25 | 2 | 2 | 2 | 8 | .194 | .193 |
| 1910 | .316 | 5 | 177 | 35 | 56 | 80 | 19 | 1 | 1 | 30 | 7 | 0 | 2 | 17 | - | 24 | 7 | 7 | 3 | 11 | .452 | .383 |
| 1911 | .244 | 6 | 205 | 27 | 50 | 74 | 15 | 0 | 3 | 21 | 7 | 2 | 0 | 4 | - | 31 | 4 | 6 | 0 | 11 | .361 | .256 |
| 1913 | .264 | 5 | 174 | 23 | 46 | 64 | 4 | 4 | 2 | 21 | 5 | 2 | 0 | 7 | - | 16 | 5 | 2 | 0 | 5 | .368 | .290 |
| 1914 | .172 | 4 | 128 | 6 | 22 | 31 | 9 | 0 | 0 | 5 | 2 | 1 | 0 | 13 | - | 28 | 2 | 3 | 2 | 3 | .242 | .246 |
| 1929 | .281 | 5 | 171 | 26 | 48 | 71 | 5 | 0 | 6 | 26 | 6 | 1 | 1 | 13 | - | 27 | 0 | 2 | 4 | 4 | .415 | .333 |
| 1930 | .197 | 6 | 178 | 21 | 35 | 67 | 10 | 2 | 6 | 21 | 4 | 3 | 1 | 24 | - | 32 | 0 | 2 | 3 | 3 | .376 | .291 |
| 1931 | .220 | 7 | 227 | 22 | 50 | 64 | 5 | 0 | 3 | 20 | 4 | 0 | 1 | 28 | - | 46 | 0 | 0 | 5 | 2 | .282 | .309 |
| 1972 | .209 | 7 | 220 | 16 | 46 | 65 | 4 | 0 | 5 | 16 | 6 | 0 | 1 | 21 | 5 | 37 | 1 | 3 | 2 | 9 | .295 | .281 |
| 1973 | .212 | 7 | 241 | 21 | 51 | 75 | 12 | 3 | 2 | 20 | 2 | 1 | 2 | 28 | 3 | 62 | 3 | 4 | 2 | 9 | .311 | .298 |
| 1974 | .211 | 5 | 142 | 16 | 30 | 46 | 4 | 0 | 4 | 14 | 7 | 1 | 2 | 16 | 1 | 42 | 3 | 3 | 3 | 5 | .324 | .298 |
| 1988 | .177 | 5 | 158 | 11 | 28 | 37 | 3 | 0 | 2 | 11 | 1 | 1 | 1 | 17 | 1 | 41 | 3 | 0 | 2 | 2 | .234 | .260 |
| 1989 | .301 | 4 | 146 | 32 | 44 | 85 | 8 | 3 | 9 | 30 | 0 | 0 | 1 | 18 | 3 | 22 | 4 | 1 | 2 | 1 | .582 | .382 |
| 1990 | .207 | 4 | 135 | 8 | 28 | 41 | 4 | 0 | 3 | 8 | 2 | 1 | 0 | 12 | 1 | 28 | 7 | 0 | 2 | 5 | .304 | .270 |
| Totals | .228 | 75 | 2457 | 267 | 559 | 830 | 107 | 13 | 46 | 245 | 56 | 13 | 13 | 223 | - | 461 | 41 | 35 | 32 | 78 | .338 | .294 |

| Year | W | L | ERA | G | GS | CG | GF | SHO | SV | IP | H | R | ER | HR | HB | BB | IBB | SO | WP | BK | AVG. |
|---------------|-----------|-----------|-------------|-----------|-----------|-----------|-----------|----------|----------|--------------|------------|------------|------------|-----------|-----------|------------|----------|------------|-----------|----------|-------------|
| 1905 | 1 | 4 | 1.47 | 5 | 5 | 5 | 0 | 1 | - | 43.0 | 31 | 15 | 7 | 0 | 2 | 15 | - | 26 | 1 | 0 | .203 |
| 1910 | 4 | 1 | 2.76 | 5 | 5 | 5 | 0 | 0 | - | 45.2 | 35 | 15 | 14 | 0 | 0 | 18 | - | 31 | 1 | 0 | .222 |
| 1911 | 4 | 2 | 1.29 | 6 | 6 | 5 | 1 | 0 | - | 55.2 | 33 | 13 | 8 | 0 | 3 | 14 | - | 44 | 1 | 0 | .175 |
| 1913 | 4 | 1 | 2.15 | 5 | 5 | 5 | 0 | 0 | - | 46.0 | 33 | 15 | 11 | 1 | 3 | 8 | - | 19 | 0 | 0 | .201 |
| 1914 | 0 | 4 | 3.41 | 4 | 4 | 2 | 2 | 0 | - | 37.0 | 33 | 16 | 14 | 1 | 1 | 15 | - | 18 | 0 | 0 | .244 |
| 1929 | 4 | 1 | 2.40 | 5 | 5 | 2 | 3 | 0 | - | 45.0 | 43 | 17 | 12 | 1 | 0 | 13 | - | 50 | 0 | 0 | .249 |
| 1930 | 4 | 2 | 1.73 | 6 | 6 | 4 | 2 | 1 | - | 52.0 | 38 | 12 | 10 | 2 | 0 | 11 | - | 33 | 0 | 0 | .200 |
| 1931 | 3 | 4 | 2.66 | 7 | 7 | 4 | 3 | 1 | - | 61.0 | 54 | 19 | 18 | 2 | 0 | 9 | - | 41 | 1 | 0 | .236 |
| 1972 | 4 | 3 | 3.05 | 7 | 7 | 0 | 7 | 0 | 3 | 62.0 | 46 | 21 | 21 | 3 | 1 | 27 | 8 | 46 | 4 | 0 | .209 |
| 1973 | 4 | 3 | 2.32 | 7 | 7 | 0 | 7 | 0 | 4 | 66.0 | 66 | 24 | 17 | 4 | 3 | 26 | 6 | 36 | 3 | 0 | .253 |
| 1974 | 4 | 1 | 2.05 | 5 | 5 | 0 | 5 | 0 | 3 | 44.0 | 36 | 11 | 10 | 4 | 1 | 16 | 0 | 32 | 1 | 0 | .228 |
| 1988 | 1 | 4 | 3.92 | 5 | 5 | 0 | 5 | 0 | 0 | 43.2 | 41 | 21 | 19 | 5 | 1 | 13 | 0 | 36 | 1 | 1 | .246 |
| 1989 | 4 | 0 | 3.50 | 4 | 4 | 1 | 3 | 1 | 1 | 36.0 | 28 | 14 | 14 | 4 | 0 | 8 | 0 | 27 | 2 | 0 | .209 |
| 1990 | 0 | 4 | 3.82 | 4 | 4 | 1 | 3 | 0 | 0 | 35.1 | 45 | 22 | 15 | 3 | 1 | 15 | 1 | 9 | 2 | 0 | .317 |
| Totals | 41 | 34 | 2.54 | 75 | 75 | 34 | 41 | 4 | - | 672.1 | 562 | 235 | 190 | 30 | 16 | 208 | - | 448 | 17 | 1 | .227 |

DIVISION SERIES RECORDS

INDIVIDUAL BATTING

Highest Batting Average

Career (min. 25 pa)350 (Yoenis Céspedes, 2012-13)
 Series (min. 10 pa)545 (Tony Armas, 1981)
 .545 (Dwayne Murphy, 1981)

Highest Slugging Percentage

Career (min. 25 pa)525 (Yoenis Céspedes, 2012-13)
 Series (min. 10 pa)1.200 (Frank Thomas, 2006)

Highest On-Base Percentage

Career (min. 25 pa)477 (Jason Giambi, 2000-01)
 Series (min. 10 pa)588 (Scott Hatteberg, 2002)

Most Games Played

Career.23 (Eric Chavez, 2000-03, 06)

Most At Bats

Career.95 (Eric Chavez, 2000-03, 06)
 Series23 (Miguel Tejada, 2003)
 Game6 (Eric Chavez, 2003 Game 1, 12 innings)
 6 (Miguel Tejada, 2003 Game 1, 12 innings)

Most Runs

Career.10 (Eric Chavez, 2000-03, 06)
 Series7 (Ray Durham, 2002)
 Game3 (Coco Crisp, 2013 Game 4)
 3 (Ray Durham, 2002 Game 2)
 3 (Rickey Henderson, 1981 Game 3)

Most Hits

Career.21 (Eric Chavez, 2000-03, 06)
 Series9 (Johnny Damon, 2001)
 Game4 (Coco Crisp, 2013 Game 4)
 4 (Jason Giambi, 2001 Game 5)
 4 (Miguel Tejada, 2001 Game 4)
 4 (Johnny Damon, 2001 Game 1)
 4 (Tony Armas, 1981 Game 2)
 Hitting Streak, Series5 (six times, last:
 Yoenis Céspedes, 2013)
 Hitting Streak, Career.10 (Yoenis Céspedes,
 October 6, 2012-present)

Most Doubles

Career.7 (Miguel Tejada, 2000-03)
 Series4 (Marco Scutaro, 2006)
 Game2 (six times, last: Coco Crisp, 2013 Game 3)

Most Triples

Career.1 (six times, last: Céspedes, Crisp and Vogt, 2013)
 Series1 (six times, last: Céspedes, Crisp and Vogt, 2013)
 Game1 (six times, last: Coco Crisp, 2013 Game 4)

Most Home Runs

Career.4 (Terrence Long, 2000-03)
 Series2 (Frank Thomas, 2006)
 2 (Ray Durham, 2002)
 2 (Terrence Long, 2001)
 Game2 (Frank Thomas, 2006 Game 1)
 2 (Terrence Long, 2001 Game 1)
 Grand Slamsnone
 Pinch Hitnone

Inside The Park Mark Kotsay, 2006 Game 2
 Ray Durham, 2002 Game 3
 Leadoff Coco Crisp, 2012 Game 1
 Ray Durham, 2002 Game 3
 Game Ending none

Most RBI

Career.10 (Eric Chavez, 2000-03, 06)
 Series6 (Marco Scutaro, 2006)
 Game4 (Marco Scutaro, 2006 Game 3)

Most Total Bases

Career.33 (Eric Chavez, 2000-03, 06)
 Series16 (Ray Durham, 2002)
 16 (Terrence Long, 2001)
 Game9 (Frank Thomas, 2006 Game 1)

Most Extra Base Hits

Career.8 (Eric Chavez, 2000-03, 06)
 8 (Miguel Tejada, 2000-03)
 Series5 (Ray Durham, 2002)
 5 (Terrence Long, 2001)
 Game2 (11 times, last: Coco Crisp, 2013 Game 3)

Most Walks

Career.11 (Jason Giambi, 2000-01)
 Series7 (Jason Giambi, 2000)
 Game3 (Coco Crisp, 2013 Game 1)
 3 (Jason Giambi, 2000 Game 4)

Most Strikeouts

Career.20 (Brandon Moss, 2012-13)
 Series13 (Brandon Moss, 2013)
 Game4 (Stephen Drew, 2012 Game 5)
 4 (Ben Grieve, 2000 Game 5)

Most Stolen Bases

Career.2 (Yoenis Céspedes, 2012-13)
 2 (Johnny Damon, 2001)
 2 (Rickey Henderson, 1981)
 Series2 (Yoenis Céspedes, 2012)
 2 (Johnny Damon, 2001)
 2 (Rickey Henderson, 1981)
 Game2 (Yoenis Céspedes, 2012 Game 2)
 2 (Johnny Damon, 2001 Game 1)

INDIVIDUAL PITCHING

Most Games Won

Career.4 (Barry Zito, 2000-03, 06)
 Series1 (18 times)

Most Games Lost

Career.2 (Tim Hudson, 2000-03)
 2 (Mark Mulder, 2001-02)
 2 (Barry Zito, 2000-03, 06)
 2 (Jarrod Parker, 2012-13)
 Series2 (Jarrod Parker, 2012)

Most Saves

Career.3 (Jason Isringhausen, 2000-01)
 Series2 (Huston Street, 2006)
 2 (Jason Isringhausen, 2001)

Lowest Earned Run Average

Career (min. 10.0 ip) 1.74 (Jim Mecir, 2000-03)
Series 0.00 (Ted Lilly, 2003, 9.0 ip)
0.00 (Mike Norris, 1981, 9.0 ip)

Most Games

Career **7 (Sean Doolittle, 2012-13)**
7 (Chad Bradford, 2001-03)
7 (Tim Hudson, 2000-03)
7 (Jim Mecir, 2000-03)
Series **4** (five times, last: **Sean Doolittle**
and Dan Otero, 2013)

Most Games Started

Career 6 (Tim Hudson, 2000-03)
6 (Barry Zito (2000-03, 06)
Series **2** (six times, last: **Sonny Gray, 2013**)

Most Complete Games

Career 1 (three players tied)
Series 1 (Tim Hudson, 2000)
1 (Steve McCatty, 1981)
1 (Mike Norris, 1981)

Most Innings Pitched

Career 40.2 (Barry Zito, 2000-03, 06)
Series **13.0 (Sonny Gray, 2013)**
13.0 (Barry Zito, 2003)
13.0 (Mark Mulder, 2002)
Game 9.0 (Steve McCatty, 1981 Game 2)
9.0 (Mike Norris, 1981 Game 1)

Most Hits

Career 37 (Tim Hudson, 2000-03)
Series 14 (Jarrod Parker, 2012)
14 (Mark Mulder, 2002)
14 (Mark Mulder, 2001)
Game 10 (Bartolo Colón, 2013 Game 1)
10 (Tim Hudson, 2003 Game 1)
10 (Rick Langford, 1981 Game 3)
Game, Fewest 4 (Mike Norris, 1981 Game 1)

Most Runs

Career 19 (Tim Hudson, 2000-03)
Series 11 (Tim Hudson, 2002)
Game 7 (Tim Hudson, 2002 Game 4)

Most Earned Runs

Career 13 (Tim Hudson, 2000-03)
Series 9 (Gil Heredia, 2000)
Game 6 (Gil Heredia, 2000 Game 5)

Most Walks

Career 14 (Barry Zito, 2000-03, 06)
Series **6 (Sonny Gray, 2013)**
6 (Kevin Appier, 2000)
Game 5 (Kevin Appier, 2000 Game 2)

Most Strikeouts

Career 33 (Barry Zito, 2000-03, 06)
Series 13 (Barry Zito, 2003)
13 (Kevin Appier, 2000)
Game **9 (Sonny Gray, 2013 Game 2)**
9 (Barry Zito, 2003 Game 2)
9 (Mark Mulder, 2002 Game 5)

Most Home Runs

Career 5 (Tim Hudson, 2000-03)
Series 2 (five times, last: Esteban Loaiza, 2006)
Game 2 (four times, last: Esteban Loaiza, 2006 Game 2)

TEAM GAME

Batting

At Bats 41 (2003 Game 1, 12 innings)
41 (2002 Game 1)
Runs 11 (2000 Game 4)
Runs, Inning 5 (2003 Game 2, 2nd inn.)
5 (2002 Game 2, 4th inn.)
Hits 14 (2002 Game 2)
Doubles 5 (2006 Game 2)
5 (2002 Game 2)
Triples 1 (six times, last: 2013 Game 4)
Home Runs 4 (2002 Game 3)
Home Runs, Inning 2 (2013 Game 3, 5th inn.)
2 (2002 Game 3, 1st inn.)
Home Runs, Back-to-Back
Ray Durham and Scott Hatteberg, 2002 Game 3
Total Bases 24 (2002 Game 2)
Extra Base Hits 7 (2002 Game 2)
Runs Batted In 11 (2000 Game 4)
Walks 10 (2003 Game 1)
Strikeouts 16 (2013 Game 1)
Stolen Bases 2 (four times, last: 2012 Game 2)

Pitching

Hits 13 (2002 Game 1)
Runs 11 (2002 Game 4)
Runs, Inning 7 (2002 Game 4, 4th inn.)
Earned Runs 8 (2013 Game 4)
Walks 7 (2003 Game 1)
Strikeouts 12 (2013 Game 4)
Home Runs 3 (2003 Game 1)

TEAM MISCELLANEOUS

Consecutive Wins 4 (Oct. 6, 1981 to Oct. 3, 2000)
Consecutive Losses 4 (Oct. 13, 2001 to Oct. 11, 2002)
Shutouts 4
2013 Game 2 (1-0; Gray, Balfour)
2012 Game 3 (2-0; Anderson, Cook, Doolittle, Balfour)
2001 Game 2 (2-0; Hudson, Isringhausen)
1981 Game 1 (4-0; Norris)
Longest Nine Inning Game 4:13 (2001 Game 4)
Longest Extra Inning Game 4:37 (2003 Game 1, 12 inn.)
Fastest Game 2:19 (2006 Game 1)
Extra Inning Games 2003 Game 1 (5-4, 12 inn.)
2003 Game 3 (1-3, 11 inn.)
Margin of Victory 10 (2000 Game 4, 11-1)
Margin of Defeat 9 (2002 Game 4, 2-11)
Largest Deficit Overcome to Win 2 (2012 Game 4)
2 (2000 Game 1)
Largest Lead Surrendered to Lose 4 (2002 Game 1)
Left On Base, Game 12 (2003 Game 1, 12 inn.)
12 (2002 Game 1)
Fewest Left On Base, Game 4 (2013 Game 1)
4 (2012 Game 5)
4 (2012 Game 3)
Double Plays Turned, Game 2 (8 times, last: 2013 Game 3)
Errors, Series 6 (2001)
Errors, Game 4 (2003 Game 3)

LEAGUE CHAMPIONSHIP SERIES RECORDS

INDIVIDUAL BATTING

Highest Batting Average

| | |
|---------------------|-----------------------------|
| Career (min. 30 pa) | .410 (Harold Baines) |
| Series (min. 10 pa) | .500 (Milton Bradley, 2006) |
| Game | .500 (Sal Bando, 1975) |

Highest Slugging Percentage

| | |
|---------------------|--------------------------------|
| Career (min. 30 pa) | .568 (Jose Canseco) |
| Series (min. 10 pa) | 1.000 (Rickey Henderson, 1989) |

Highest On-Base Percentage

| | |
|---------------------|-------------------------------|
| Career (min. 30 pa) | .439 (Harold Baines) |
| Series (min. 10 pa) | .609 (Rickey Henderson, 1989) |

Most Games Played

| | |
|--------|---------------------|
| Career | 20 (Sal Bando) |
| Game | 20 (Reggie Jackson) |

Most At Bats

| | |
|--------|-----------------------------------|
| Career | 75 (Reggie Jackson) |
| Series | 25 (Harold Baines, 1992) |
| Game | 6 (Rickey Henderson, 1992 Game 4) |

Most Runs

| | |
|--------|-------------------------------|
| Career | 14 (Rickey Henderson) |
| Series | 8 (Rickey Henderson, 1989) |
| Game | 3 (Mark McGwire, 1988 Game 3) |

Most Hits

| | |
|------------------------|---|
| Career | 21 (Rickey Henderson) |
| Series | 11 (Harold Baines, 1992) |
| Game | 4 (Milton Bradley, 2006 Game 2) |
| | 4 (Jerry Browne, 1992 Game 5) |
| | 4 (Sal Bando, 1975 Game 2) |
| Hitting Streak, Series | 5 (Ruben Sierra, Oct. 8-14, 1992) |
| | 5 (Bert Campaneris, October 6-11, 1973) |
| | 5 (Matty Alou, October 7-12, 1972) |
| Hitting Streak, Career | 8 (Harold Baines, October 6, 1991-October 11, 1992) |
| | 8 (Rickey Henderson, Oct. 4, 1989-Oct. 10, 1990) |
| | 8 (Dave Henderson, October 5, 1988-October 7, 1989) |

Most Doubles

| | |
|--------|---|
| Career | 4 (Matty Alou) |
| | 4 (Sal Bando) |
| | 4 (Dave Henderson) |
| | 4 (Joe Rudi) |
| Series | 4 (Matty Alou, 1972) |
| Game | 2 (seven times, last: Mark Kotsay, 2006 Game 2) |

Most Triples

| | |
|--------|--|
| Career | 2 (Rickey Henderson) |
| Series | 1 (six times) |
| Game | 1 (six times, last: Ruben Sierra, 1992 Game 2) |

Most Home Runs

| | |
|-----------------|-----------------------------------|
| Career | 5 (Sal Bando) |
| Series | 3 (Jose Canseco, 1988) |
| Game | 2 (Milton Bradley, 2006 Game 2) |
| | 2 (Rickey Henderson, 1989 Game 4) |
| | 2 (Sal Bando, 1973 Game 2) |
| | 2 (Reggie Jackson, 1971 Game 3) |
| Grand Slams | none |
| Pinch Hit | none |
| Inside The Park | none |
| Leadoff | Bert Campaneris, 1973 Game 2 |
| Game Ending | Bert Campaneris, 1973 Game 3 |

Most RBI

| | |
|--------|-----------------------------------|
| Career | 11 (Mark McGwire) |
| Series | 7 (Ruben Sierra, 1992) |
| Game | 4 (Milton Bradley, 2006 Game 2) |
| | 4 (Rickey Henderson, 1989 Game 4) |

Most Total Bases

| | |
|--------|----------------------------------|
| Career | 39 (Sal Bando) |
| Series | 17 (Milton Bradley, 2006) |
| Game | 10 (Milton Bradley, 2006 Game 2) |

Most Extra Base Hits

| | |
|--------|---|
| Career | 9 (Sal Bando) |
| Series | 4 (six times, last: Milton Bradley, 2006) |
| Game | 2 (15 times, last: Milton Bradley and Mark Kotsay, 2006 Game 2) |

Most Walks

| | |
|--------|---|
| Career | 13 (Rickey Henderson) |
| | 13 (Gene Tenace) |
| Series | 7 (Rickey Henderson, 1989) |
| Game | 3 (four times, last: Mark McGwire, 1992 Game 5) |

Most Strikeouts

| | |
|--------|--|
| Career | 17 (Reggie Jackson) |
| Series | 7 (Terry Steinbach, 1992) |
| | 7 (Jose Canseco, 1989) |
| | 7 (Dave Henderson, 1988) |
| Game | 3 (10 times, last: Nick Swisher and Frank Thomas, 2006 Game 2) |

Most Stolen Bases

| | |
|--------|-----------------------------------|
| Career | 14 (Rickey Henderson) |
| Series | 8 (Rickey Henderson, 1989) |
| Game | 4 (Rickey Henderson, 1989 Game 2) |

INDIVIDUAL PITCHING

Most Games Won

| | |
|--------|--|
| Career | .6 (Dave Stewart) |
| Series | 2 (five times, last: Dave Stewart, 1990) |

Most Games Lost

| | |
|--------|------------------------|
| Career | 3 (Ken Holtzman) |
| Series | 2 (Mike Moore, 1992) |
| | 2 (Ken Holtzman, 1975) |

Most Saves

| | |
|--------|----------------------------|
| Career | 10 (Dennis Eckersley) |
| Series | 4 (Dennis Eckersley, 1988) |

Lowest Earned Run Average

Career (min. 10.0 ip) 0.40 (John Odom)
 Series 0.00 (John Odom, 1972, 14.0 ip)

Most Games

Career 14 (Dennis Eckersley)
 Series 4 (four times, last: Joe Kennedy, 2006)

Most Games Started

Career 8 (Dave Stewart)
 Series . 2 (11 times, last: Mike Moore and Dave Stewart, 1992)

Most Complete Games

Career 2 (Jim Hunter and Ken Holtzman)
 Series 1 (seven times, last: Dave Stewart, 1992 Game 5)

Most Innings Pitched

Career 62.0 (Dave Stewart)
 Series 16.2 (Dave Stewart, 1992)
 Game 11.0 (Ken Holtzman, 1973 Game 3)

Most Hits

Career 44 (Dave Stewart)
 Series 14 (Dave Stewart, 1992)
 Game 9 (Esteban Loaiza, 2006 Game 2)
 Game, Fewest 2 (Vida Blue, 1974 Game 3)

Most Runs

Career 16 (Vida Blue)
 16 (Jim Hunter)
 Series 9 (Mike Moore, 1992)
 Game 7 (Esteban Loaiza, 2006 Game 2)

Most Earned Runs

Career 16 (Vida Blue)
 16 (Jim Hunter)
 Series 8 (Mike Moore, 1992)
 8 (Vida Blue, 1973)
 Game 7 (Esteban Loaiza, 2006 Game 2)

Most Walks

Career 17 (Dave Stewart)
 Series 6 (four times, last: Dave Stewart, 1992)
 Game 6 (Matt Keough, 1981 Game 3)
 6 (Diego Segui, 1971 Game 3)

Most Strikeouts

Career 31 (Dave Stewart)
 Series 11 (Dave Stewart, 1988)
 Game 8 (Vida Blue, 1971 Game 1)

Most Home Runs

Career 9 (Jim Hunter)
 Series 4 (Jim Hunter, 1971)
 Game 4 (Jim Hunter, 1971 Game 2)

TEAM GAME

Batting

At Bats 42 (1992 Game 4)
 Runs 10 (1988 Game 3)
 Runs, Inning 7 (1990 Game 1, 9th inn.)
 Hits 15 (1988 Game 3)
 Doubles 5 (1975 Game 2)
 5 (1971 Game 1)
 Triples 1 (six times, last: 1992 Game 2)
 Home Runs 4 (1988 Game 3)
 4 (1973 Game 2)
 Home Runs, Inning 2 (four times, last: 1992 Game 1)
 Home Runs, Back-to-Back
 Joe Rudi and Sal Bando (1973 Game 2)
 Mark McGwire and Terry Steinbach (1992 Game 1)
 Total Bases 30 (1988 Game 3)
 Extra Base Hits 7 (1988 Game 3)
 Runs Batted In 10 (1988 Game 3)
 Walks 11 (1974 Game 4)
 Strikeouts 14 (1972 Game 3)
 Stolen Bases 6 (1992 Game 2)
 6 (1989 Game 2)

Pitching

Hits 19 (1981 Game 2)
 Runs 13 (1981 Game 2)
 Runs, Inning 7 (1981 Game 2, 4th inn.)
 Earned Runs 13 (1981 Game 2)
 Walks 9 (1971 Game 3)
 Strikeouts 10 (2006 Game 4)
 Home Runs 4 (1971 Game 2)

TEAM MISCELLANEOUS

Consecutive Wins 7 (Oct. 7, 1989 to Oct. 7, 1992)
 Consecutive Losses 6 (Oct. 4, 1975 to Oct. 15, 1981)
 Shutouts 4
 1972 Game 2 (5-0; Odom)
 1973 Game 5 (3-0; Hunter)
 1974 Game 2 (5-0; Holtzman)
 1974 Game 3 (1-0; Blue)
 Longest Nine Inning Game 3:42 (1990 Game 2)
 Longest Extra Inning Game 4:25 (1992 Game 4, 11 inn.)
 Fastest Game 1:57 (1974 Game 3)
 Extra Inning Games 4
 1972 Game 1 (3-2, 11 inn.)
 1972 Game 4 (3-4, 10 inn.)
 1973 Game 3 (2-1, 11 inn.)
 1992 Game 4 (6-7, 11 inn.)
 Margin of Victory 8 (1990 Game 1, 9-1)
 Margin of Defeat 10 (1981 Game 2, 3-13)
 Largest Deficit Overcome to Win 5 (1988 Game 3)
 Largest Deficit Surrendered to Lose 5 (1992 Game 4)
 Left On Base, Game 12 (1990 Game 2)
 Double Plays Turned, Game 4 (1975 Game 2)
 Errors, Series 7 (1992)
 Errors, Game 4 (1975 Game 1)

WORLD SERIES RECORDS

INDIVIDUAL BATTING

Highest Batting Average

Career (min. 25 pa)412 (Rickey Henderson)
Series (min. 10 pa)474 (Rickey Henderson, 1989)

Highest Slugging Percentage

Career (min. 25 pa)794 (Rickey Henderson)
Series (min. 10 pa)923 (Dave Henderson, 1989)

Highest On-Base Percentage

Career (min. 25 pa)487 (Rickey Henderson)
Series (min. 10 pa)591 (Mickey Cochrane, 1929)

Most Games Played

Career20 (Frank Baker)
20 (Jack Barry)
20 (Eddie Collins)

Most At Bats

Career82 (Frank Baker)
Series31 (Bert Campaneris, 1973)
Game6 (five times, last: Rickey Henderson, 1989 Game 4)

Most Runs

Career15 (Frank Baker)
Series7 (Frank Baker, 1911)
Game4 (Carney Lansford, 1989 Game 3)

Most Hits

Career31 (Frank Baker)
Series9 (eight times, last: Rickey Henderson, 1989)
Game4 (Dave Henderson, 1988 Game 4)
4 (Reggie Jackson, 1973 Game 2)
4 (Danny Murphy, 1911 Game 6)
Hitting Streak, Series6 (Jimmie Foxx, Oct. 1-8, 1930)
Hitting Streak, Career
8 (Jimmie Foxx, October 1, 1930 to October 2, 1931)
8 (Jack Barry, October 17, 1911 to October 10, 1913)

Most Doubles

Career9 (Jack Barry)
Series4 (Jack Barry, 1911)
4 (Eddie Collins, 1910)
Game2 (13 times, last: Rickey Henderson, 1990 Game 1)

Most Triples

Career2 (Rickey Henderson)
2 (Eddie Collins)
Series2 (Rickey Henderson, 1989)
2 (Eddie Collins, 1913)
Game1 (14 times, last: Rickey Henderson, 1989 Game 4)

Most Home Runs

Career6 (Al Simmons)
Series4 (Gene Tenace, 1972)
Game2 (Dave Henderson, 1989 Game 3)
2 (Gene Tenace, 1972 Game 1)
Grand SlamsJose Canseco, 1988 Game 1
Pinch Hitnone
Inside The ParkMule Haas, 1929 Game 4
LeadoffRickey Henderson, 1989 Game 4
Game EndingMark McGwire, 1988 Game 3

Most RBI

Career18 (Frank Baker)
Series9 (Gene Tenace, 1972)
9 (Danny Murphy, 1910)
Game4 (Dave Henderson, 1989 Game 3)
4 (Jose Canseco, 1988 Game 1)
4 (Al Simmons, 1929 Game 2)
4 (Wally Schang, 1913 Game 4)

Most Total Bases

Career47 (Frank Baker)
Series21 (Gene Tenace, 1972)
Game10 (Dave Henderson, 1989 Game 3)

Most Extra Base Hits

Career11 (Al Simmons)
Series5 (Gene Tenace, 1972)
5 (Reggie Jackson, 1973)
Game3 (Dave Henderson, 1989 Game 3)

Most Walks

Career17 (Mickey Cochrane)
Series11 (Gene Tenace, 1973)
Game3 (Gene Tenace, 1973 Game 5)
3 (Gene Tenace, 1973 Game 2)
3 (Mickey Cochrane, 1929 Game 2)

Most Strikeouts

Career17 (Sal Bando)
Series9 (Dib Williams, 1931)
Game3 (seven times, last: Dave Stewart, 1988 Game 1)

Most Stolen Bases

Career10 (Eddie Collins)
Series4 (Eddie Collins, 1910)
Game2 (four times, last: Rickey Henderson, 1989 Game 3)

INDIVIDUAL PITCHING

Most Games Won

Career6 (Chief Bender)
Series3 (Jack Coombs, 1910)

Most Games Lost

Career5 (Eddie Plank)
Series2 (Dave Stewart, 1990)
2 (Storm Davis, 1988)
2 (George Earnshaw, 1931)
2 (Eddie Plank, 1905)

Most Saves

Career6 (Rollie Fingers)
Series2 (four times, last: Rollie Fingers, 1974)

Lowest Earned Run Average

Career (min 10.0 ip)1.32 (Eddie Plank)
Series0.00 (Darold Knowles, 1973, 6.1 ip)
0.00 (Lefty Grove, 1929, 6.1 ip)
0.00 (Rube Walberg, 1929, 6.1 ip)

Most Games

Career16 (Rollie Fingers, 1973)
Series7 (Darold Knowles, 1973)

Most Games Started

Career 10 (Chief Bender)
Series 3 (six times, last: Ken Holtzman, 1973)

Most Complete Games

Career 9 (Chief Bender)
Series 3 (Chief Bender, 1911)
3 (Jack Coombs, 1910)

Most Innings Pitched

Career 85.0 (Chief Bender)
Series 27.0 (Jack Coombs, 1910)
Game 11.0 (Joe Bush, 1914 Game 3)
11.0 (Jack Coombs, 1911 Game 3)

Most Hits

Career 64 (Chief Bender)
Series 28 (Lefty Grove, 1931)
Game 12 (Lefty Grove, 1931 Game 1)
Game, Fewest 2 (George Earnshaw, 1931 Game 4)
2 (Eddie Plank, 1913 Game 5)

Most Runs

Career 28 (Chief Bender)
Series 10 (Storm Davis, 1988)
10 (Jack Coombs, 1910)
Game 9 (Andy Coakley, 1905 Game 3)

Most Earned Runs

Career 23 (Chief Bender)
Series 10 (Storm Davis, 1988)
10 (Jack Coombs, 1910)
Game 6 (Storm Davis, 1988 Game 2)
6 (Chief Bender, 1914 Game 1)

Most Walks

Career 21 (Chief Bender)
Series 14 (Jack Coombs, 1910)
Game 9 (Jack Coombs, 1910 Game 2)

Most Strikeouts

Career 59 (Chief Bender)
Series 20 (George Earnshaw, 1931)
20 (Chief Bender, 1911)
Game 13 (Howard Ehmke, 1929 Game 1)

Most Home Runs

Career 4 (Vida Blue)
4 (Jim Hunter)
Series 3 (Storm Davis, 1988)
Game 2 (four times, last: Mike Moore, 1990 Game 3)

TEAM GAME

Batting

At Bats 47 (1973 Game 2)
Runs 13 (1989 Game 3)
..... 13 (1911 Game 6)
Runs, Inning 10 (1929 Game 4, 7th inn.)
Hits 15 (1929 Game 4)
..... 15 (1910 Game 3)
Doubles 7 (1911 Game 4)

Triples 3 (1973 Game 2)
Home Runs 5 (1989 Game 3)
Home Runs, Inning 2 (1989 Game 3, 5th inn.)
2 (1989 Game 3, 4th inn.)
2 (1973 Game 7, 3rd inn.)
2 (1929 Game 4, 7th inn.)
Home Runs, Back-to-Back none
Total Bases 31 (1989 Game 3)
Extra Base Hits 7 (1989 Game 3)
7 (1973 Game 2)
7 (1930 Game 6)
7 (1911 Game 4)
Runs Batted In 12 (1989 Game 3)
Walks 7 (four times, last: 1989 Game 4)
Strikeouts 15 (1973 Game 2)
Stolen Bases 4 (1910 Game 5)

Pitching

Hits 15 (1973 Game 2)
Runs 10 (1973 Game 2)
Runs, Inning 7 (1990 Game 3, 3rd inn.)
Earned Runs 8 (1972 Game 6)
Walks 9 (1910 Game 2)
Strikeouts 14 (1972 Game 3)
Home Runs 2 (eight times, last: 1990 Game 3)

TEAM MISCELLANEOUS

Consecutive Wins 4 (October 14 to 28, 1989)
4 (October 12, 1929 to October 2, 1930)
Consecutive Losses 4 (October 16, 1990 to present)
4 (October 9 to 13, 1914)
Shutouts 4
1989 Game 1 vs. San Francisco (5-0; Stewart)
1931 Game 4 vs. St. Louis (3-0; Earnshaw)
1930 Game 5 at St. Louis (2-0; Earnshaw and Grove)
1905 Game 2 at New York (3-0; Bender)
Margin of Victory 11 (1911 Game 6, 13-2)
Margin of Defeat 9 (1905 Game 3, 0-9)
Largest Deficit Overcome to Win 8 (1929 Game 4)
Largest Deficit Surrendered to Lose 3 (1911 Game 5)
Longest Nine Inning Game 3:30 (1989 Game 3)
Longest Extra Inning Game 4:13 (1973 Game 2, 12 inn.)
Fastest Game 1:35 (1905 Game 5)
Extra Inning Games 8
1990 Game 2 at Cincinnati (4-5, 10 inn.)
1973 Game 3 at New York (3-2, 11 inn.)
1973 Game 2 vs. New York (7-10, 12 inn.)
1914 Game 3 at Boston (4-5, 12 inn.)
1913 Game 2 vs. New York (0-3, 10 inn.)
1911 Game 5 at New York (3-4, 10 inn.)
1911 Game 3 at New York (3-2, 11 inn.)
1910 Game 4 at Chicago (3-4, 10 inn.)
Left on Base, Nine Inning Game 11 (1990 Game 1)
11 (1930 Game 3)
Left on Base, Extra Inning Game 12 (1973 Game 2, 12 inn.)
Double Plays Turned, Game 4 (1914 Game 1)
4 (1973 Game 4)
Errors, Series 11 (1910)
11 (1911)
Errors, Game 5 (1973 Game 2)
5 (1911 Game 6)

POSTSEASON RECORDS

INDIVIDUAL BATTING

Highest Batting Average

Career (min. 50 pa)378 (Frank Baker, 1910-11, 13-14)
 Season (min. 20 pa)450 (Frank Baker, 1913)
 Single Series (min. 10 pa)545 (Tony Armas, 1981 ALDS)
 .545 (Dwayne Murphy, 1981 ALDS)

Highest Slugging Percentage

Career (min. 50 pa)667 (Al Simmons, 1929-31)
 Season (min. 20 pa)941 (Rickey Henderson, 1989)
 Single Series (min. 10 pa) 1.200 (Frank Thomas, 2006 ALDS)

Highest On-Base Percentage

Career (min. 50 pa)436 (Rickey Henderson, 1981, 89-90, 92)
 Season (min. 20 pa)591 (Mickey Cochrane, 1929)
 Single Series (min. 10 pa)609 (Rickey Henderson, 1989 ALCS)

Most Games Played

Career39 (Sal Bando, 1971-75)
 Season12 (12 times, last: seven players in 1973)

Most At Bats

Career144 (Bert Campaneris, 1971-75)
 Season52 (Bert Campaneris, 1973)
 Series31 (Bert Campaneris, 1973 WS)
 Game6 (nine times, last: Coco Crisp, 2014 ALWC, 12 inn.)

Most Runs

Career23 (Rickey Henderson, 1981, 89-90, 92)
 Season12 (Rickey Henderson, 1989)
 Series8 (Rickey Henderson, 1989 ALCS)
 Game4 (Carney Lansford, 1989 WS Game 3)

Most Hits

Career37 (Rickey Henderson, 1981, 89-90, 92)
 Season16 (Bert Campaneris, 1973)
 Series11 (Harold Baines, 1992 ALCS)
 Game4 (11 times, last: Coco Crisp, 2013 ALDS Game 4)
 Hitting Streak, Season . .8 (Bert Campaneris, Oct. 6-16, 1973)
 8 (Rickey Henderson, October 4-28, 1989)
 Hitting Streak, Career . . .15 (Rickey Henderson, October 4, 1989-October 19, 1990)

Most Doubles

Career9 (Jack Barry, 1910-11, 13-14)
 9 (Dave Henderson, 1988-90)
 Season5 (Dave Henderson, 1989)
 Series4 (four times, last: Marco Scutaro, 2006 ALDS)
 Game2 (27 times, last: Coco Crisp, 2013 ALDS Game 3)

Most Triples

Career4 (Rickey Henderson, 1981, 89-90, 92)
 Season3 (Rickey Henderson, 1989)
 Series2 (Rickey Henderson, 1989 WS)
 2 (Eddie Collins, 1913 WS)
 Game1 (26 times, last: Coco Crisp, 2013 ALDS Game 4)

Most Home Runs

Career7 (Jose Canseco, 1988-90)
 Season4 (Jose Canseco, 1988)
 4 (Gene Tenace, 1972)

Series4 (Gene Tenace, 1972 WS)
 Game2 (nine times, last: Brandon Moss, 2014 ALWC)
 Grand SlamsJose Canseco, 1988 WS Game 1
 Pinch Hitnone
 Inside The ParkMark Kotsay, 2006 ALDS Game 2
 Ray Durham, 2002 ALDS Game 3
 Mule Haas, 1929 WS Game 4
 Leadoff4 times, last: Coco Crisp, 2012 ALDS Game 1
 Game EndingMark McGwire, 1988 WS Game 3
 Bert Campaneris, 1973 ALCS Game 3

Most RBI

Career18 (Frank Baker, 1910-11, 13-14)
 18 (Jose Canseco, 1988-90)
 Season10 (Gene Tenace, 1972)
 Single Series9 (Gene Tenace, 1972 WS)
 9 (Danny Murphy, 1910 WS)
 Game5 (Brandon Moss, 2014 ALWC)

Most Total Bases

Career63 (Rickey Henderson, 1981, 89-90, 92)
 Season32 (Rickey Henderson, 1989)
 Single Series21 (Gene Tenace, 1972 WS)
 Game10 (Dave Henderson, 1989 WS Game 3)
 10 (Milton Bradley, 2006 ALCS Game 2)

Most Extra Base Hits

Career14 (Rickey Henderson, 1981, 89-90, 92)
 Season8 (Dave Henderson, 1989)
 8 (Rickey Henderson, 1989)
 Single Series5 (four times, last: Ray Durham, 2002 ALDS)
 Game3 (Dave Henderson, 1989 WS Game 3)

Most Walks

Career29 (Gene Tenace, 1971-75)
 Season13 (Gene Tenace, 1973)
 Single Series11 (Gene Tenace, 1973 WS)
 Game3 (9 times, last: Coco Crisp, 2013 ALDS Game 1)

Most Strikeouts

Career31 (Gene Tenace, 1971-75)
 Season14 (Dave Henderson, 1988)
 Single Series13 (Brandon Moss, 2013 ALDS)
 Game4 (Stephen Drew, 2012 ALDS Game 5)
 4 (Ben Grieve, 2000 ALDS Game 5)

Most Stolen Bases

Career22 (Rickey Henderson, 1981, 89-90, 92)
 Season11 (Rickey Henderson, 1989)
 Single Series8 (Rickey Henderson, 1989 ALCS)
 Game4 (Rickey Henderson, 1989 ALCS Game 2)

INDIVIDUAL PITCHING

Most Games Won

Career8 (Dave Stewart, 1988-90, 92)
 Season4 (Dave Stewart, 1989)
 Single Series3 (Jack Coombs, 1910 WS)

Most Games Lost

Career5 (Vida Blue, 1971-75)
 5 (Eddie Plank, 1905, 10-11, 13-14)
 Season2 (nine times, last: Jarrod Parker, 2012)
 Single Series2 (7 times, last: Jarrod Parker, 2012 ALDS)

POSTSEASON CAREER LEADERS

INDIVIDUAL BATTING

Batting Average (min. 50 pa)

| | |
|--------------------------|------|
| 1. Frank Baker..... | .378 |
| 2. Harold Baines..... | .370 |
| 3. Eddie Collins..... | .347 |
| 4. Jimmie Foxx..... | .344 |
| 5. Rickey Henderson..... | .333 |
| Al Simmons..... | .333 |

At Bats

| | |
|-------------------------|-----|
| 1. Bert Campaneris..... | 144 |
| 2. Sal Bando..... | 142 |
| 3. Joe Rudi..... | 140 |
| 4. Reggie Jackson..... | 118 |
| 5. Mark McGwire..... | 114 |

Triples

| | |
|--------------------------|---|
| 1. Rickey Henderson..... | 4 |
| 2. Eddie Collins..... | 2 |
| 3. 19 tied with..... | 1 |

Extra Base Hits

| | |
|--------------------------|----|
| 1. Rickey Henderson..... | 14 |
| 2. Reggie Jackson..... | 13 |
| Dave Henderson..... | 13 |
| 4. Sal Bando..... | 12 |
| 5. Al Simmons..... | 11 |

Slugging Pct. (min. 50 pa)

| | |
|--------------------------|------|
| 1. Al Simmons..... | .667 |
| 2. Jimmie Foxx..... | .609 |
| 3. Frank Baker..... | .573 |
| 4. Rickey Henderson..... | .568 |
| 5. Harold Baines..... | .565 |

Runs

| | |
|---------------------------|----|
| 1. Rickey Henderson..... | 23 |
| 2. Sal Bando..... | 20 |
| 3. five players tied..... | 15 |

Home Runs

| | |
|--------------------------|---|
| 1. Jose Canseco..... | 7 |
| 2. Al Simmons..... | 6 |
| 3. Sal Bando..... | 5 |
| Reggie Jackson..... | 5 |
| 5. six players tied..... | 4 |

Walks

| | |
|--------------------------|----|
| 1. Gene Tenace..... | 29 |
| 2. Rickey Henderson..... | 20 |
| 3. Jose Canseco..... | 17 |
| Mickey Cochrane..... | 17 |
| 5. two players tied..... | 16 |

On-Base Pct. (min. 50 pa)

| | |
|--------------------------|------|
| 1. Rickey Henderson..... | .436 |
| 2. Jimmie Foxx..... | .425 |
| 3. Harold Baines..... | .408 |
| 4. Mickey Cochrane..... | .408 |
| 5. Frank Baker..... | .402 |

Hits

| | |
|--------------------------|----|
| 1. Rickey Henderson..... | 37 |
| 2. Joe Rudi..... | 36 |
| 3. Bert Campaneris..... | 35 |
| 4. Sal Bando..... | 34 |
| Carney Lansford..... | 34 |

Runs Batted In

| | |
|----------------------------|----|
| 1. Jose Canseco..... | 18 |
| Frank Baker..... | 18 |
| 3. Al Simmons..... | 17 |
| 4. three players tied..... | 15 |

Strikeouts

| | |
|------------------------|----|
| 1. Gene Tenace..... | 31 |
| 2. Sal Bando..... | 29 |
| 3. Reggie Jackson..... | 27 |
| Dave Henderson..... | 27 |
| Mark McGwire..... | 27 |

Games

| | |
|-------------------------|----|
| 1. Sal Bando..... | 39 |
| 2. Joe Rudi..... | 38 |
| 3. Gene Tenace..... | 37 |
| 4. Bert Campaneris..... | 36 |
| Dick Green..... | 36 |

Doubles

| | |
|---------------------------|---|
| 1. Dave Henderson..... | 9 |
| Jack Barry..... | 9 |
| 3. five players tied..... | 7 |

Total Bases

| | |
|--------------------------|----|
| 1. Rickey Henderson..... | 63 |
| 2. Sal Bando..... | 57 |
| 3. Reggie Jackson..... | 56 |
| 4. Joe Rudi..... | 53 |
| 5. Bert Campaneris..... | 50 |

Stolen Bases

| | |
|--------------------------|----|
| 1. Rickey Henderson..... | 22 |
| 2. Bert Campaneris..... | 10 |
| Eddie Collins..... | 10 |
| 4. Willie Wilson..... | 7 |
| 5. Jose Canseco..... | 5 |

INDIVIDUAL PITCHING

Wins

| | |
|---------------------------|---|
| 1. Dave Stewart..... | 8 |
| 2. Jim Hunter..... | 7 |
| 3. Chief Bender..... | 6 |
| Ken Holtzman..... | 6 |
| 5. five players tied..... | 4 |

ERA (min. 20 ip)

| | |
|-------------------------|------|
| 1. John Odom..... | 1.13 |
| 2. Eddie Plank..... | 1.32 |
| 3. George Earnshaw..... | 1.58 |
| 4. Lefty Grove..... | 1.75 |
| 5. Rollie Fingers..... | 2.22 |

Complete Games

| | |
|-------------------------|---|
| 1. Chief Bender..... | 9 |
| 2. Eddie Plank..... | 6 |
| 3. George Earnshaw..... | 5 |
| 4. Jack Coombs..... | 4 |
| Lefty Grove..... | 4 |

Strikeouts

| | |
|-------------------------|----|
| 1. Chief Bender..... | 59 |
| 2. George Earnshaw..... | 56 |
| 3. Dave Stewart..... | 55 |
| 4. Jim Hunter..... | 49 |
| 5. Vida Blue..... | 47 |

Losses

| | |
|----------------------|---|
| 1. Eddie Plank..... | 5 |
| Vida Blue..... | 5 |
| 3. Chief Bender..... | 4 |
| Rollie Fingers..... | 4 |
| Ken Holtzman..... | 4 |

Games

| | |
|--------------------------|----|
| 1. Rollie Fingers..... | 27 |
| 2. Dennis Eckersley..... | 20 |
| 3. Rick Honeycutt..... | 18 |
| 4. Vida Blue..... | 17 |
| 5. Jim Hunter..... | 14 |
| Dave Stewart..... | 14 |

Innings Pitched

| | |
|----------------------|-------|
| 1. Dave Stewart..... | 105.1 |
| 2. Jim Hunter..... | 88.1 |
| 3. Chief Bender..... | 85.0 |
| 4. Ken Holtzman..... | 70.1 |
| 5. Vida Blue..... | 64.2 |

Winning Pct. (min. 3 dec)

| | |
|----------------------|-------------|
| 1. Jack Coombs..... | 1.000 (4-0) |
| 2. Jim Hunter..... | .778 (7-2) |
| 3. John Odom..... | .750 (3-1) |
| 4. Dave Stewart..... | .727 (8-3) |
| 5. Lefty Grove..... | .714 (5-2) |

Saves

| | |
|----------------------------|----|
| 1. Dennis Eckersley..... | 11 |
| 2. Rollie Fingers..... | 8 |
| 3. Jason Isringhausen..... | 3 |
| 4. Vida Blue..... | 2 |
| Grant Balfour..... | 2 |
| Darold Knowles..... | 2 |
| Huston Street..... | 2 |

Games Started

| | |
|----------------------|----|
| 1. Dave Stewart..... | 14 |
| 2. Jim Hunter..... | 12 |
| Ken Holtzman..... | 12 |
| 4. Chief Bender..... | 10 |
| Vida Blue..... | 10 |

Walks

| | |
|----------------------|----|
| 1. Dave Stewart..... | 30 |
| 2. Jim Hunter..... | 26 |
| 3. Vida Blue..... | 23 |
| 4. Chief Bender..... | 21 |
| 5. Jack Coombs..... | 20 |

POSTSEASON SINGLE GAME BESTS

INDIVIDUAL BATTING

Runs

- 4 Carney Lansford, 1989 WS Game 3 at San Francisco
- 3 10 times, last: Coco Crisp, 2013 ALDS Game 4 at Det.

Hits

- 4 Coco Crisp, 2013 ALDS Game 4 at Detroit
- 4 Milton Bradley, 2006 ALCS Game 2 vs. Detroit
- 4 Jason Giambi, 2001 ALDS Game 5 at New York
- 4 Miguel Tejada, 2001 ALDS Game 4 vs. New York
- 4 Johnny Damon, 2001 ALDS Game 1 at New York
- 4 Jerry Browne, 1992 ALCS Game 5 vs. Toronto
- 4 Dave Henderson, 1988 WS Game 4 vs. Los Angeles
- 4 Tony Armas, 1981 ALDS Game 2 at Kansas City
- 4 Sal Bando, 1975 ALCS Game 2 at Boston
- 4 Reggie Jackson, 1973 WS Game 2 vs. New York
- 4 Danny Murphy, 1911 WS Game 6 vs. New York

Doubles

- 2 27 times, last: Coco Crisp, 2013 ALDS Game 3 at Det.

Triples

- 1 26 times, last: Coco Crisp, 2013 ALDS Game 4 at Det.

Home Runs

- 2 Brandon Moss, 2014 ALWC at Kansas City
- 2 Milton Bradley, 2006 ALCS Game 2 vs. Detroit
- 2 Frank Thomas, 2006 ALDS Game 1 at Minnesota
- 2 Terrence Long, 2001 ALDS Game 1 at New York
- 2 Dave Henderson, 1989 WS Game 3 at San Francisco
- 2 Rickey Henderson, 1989 ALCS Game 4 at Toronto
- 2 Sal Bando, 1973 ALCS Game 2 at Baltimore
- 2 Gene Tenace, 1972 WS Game 1 at Cincinnati
- 2 Reggie Jackson, 1971 ALCS Game 3 vs. Baltimore

INDIVIDUAL PITCHING

Innings Pitched

- 11.0 Ken Holtzman, 1973 ALCS Game 3 vs. Baltimore
- 11.0 Joe Bush, 1914 WS Game 3 at Boston
- 11.0 Jack Coombs, 1911 WS Game 3 at New York
- 10.0 Eddie Plank, 1913 WS Game 2 vs. New York
- 9.2 Chief Bender, 1910 WS Game 4 at Chicago

Hits

- 12 Lefty Grove, 1931 WS Game 1 at St. Louis
- 11 Lefty Grove, 1931 WS Game 3 vs. St. Louis
- 11 Chief Bender, 1913 WS Game 1 at New York
- 10 four times, last: Bartolo Colón, 2013 ALDS Game 1 vs. Detroit

Runs

- 9 Andy Coakley, 1905 WS Game 3 vs. New York
- 7 Esteban Loaiza, 2006 ALCS Game 2 vs. Detroit
- 7 Tim Hudson, 2002 ALDS Game 4 at Minnesota
- 6 10 times, last: Jon Lester, 2014 ALWC at Kansas City

Runs Batted In

- 5 Brandon Moss, 2014 ALWC at Kansas City
- 4 Milton Bradley, 2006 ALCS Game 2 vs. Detroit
- 4 Marco Scutaro, 2006 ALDS Game 3 vs. Minnesota
- 4 Dave Henderson, 1989 WS Game 3 at San Francisco
- 4 Rickey Henderson, 1989 ALCS Game 4 at Toronto
- 4 Jose Canseco, 1988 WS Game 1 at Los Angeles
- 4 Al Simmons, 1929 WS Game 2 at Chicago
- 4 Wally Schang, 1913 WS Game 4 vs. New York

Total Bases

- 10 Milton Bradley, 2006 ALCS Game 2 vs. Detroit
- 10 Dave Henderson, 1989 WS Game 3 at San Francisco
- 9 Frank Thomas, 2006 ALDS Game 1 at Minnesota
- 9 Reggie Jackson, 1971 ALCS Game 3 vs. Baltimore
- 8 six times, last: Brandon Moss, 2014 ALWC at Kansas City

Extra Base Hits

- 3 Dave Henderson, 1989 WS Game 3 at San Francisco
- 2 46 times, last: Brandon Moss, 2014 ALWC at Kansas City

Walks

- 3 nine times, last: Coco Crisp, 2013 ALDS Game 1 vs. Detroit

Strikeouts

- 4 Stephen Drew, 2012 ALDS Game 5 vs. Detroit
- 4 Ben Griever, 2000 ALDS Game 5 vs. New York
- 3 31 times, last: Coco Crisp, 2014 ALWC at Kansas City

Stolen Bases

- 4 Rickey Henderson, 1989 ALCS Game 2 vs. Toronto
- 3 Willie Wilson, 1992 ALCS Game 2 at Toronto
- 2 13 times, last: Yoenis Céspedes, 2012 ALDS Game 2 at Detroit

Walks

- 9 Jack Coombs, 1910 WS Game 2 vs. Chicago
- 6 Matt Keough, 1981 ALCS Game 3 vs. New York
- 6 Diego Seguí, 1971 ALCS Game 3 vs. Baltimore
- 5 five times, last: Rich Harden, 2006 ALCS Game 3 at Detroit

Strikeouts

- 13 Howard Ehmke, 1929 WS Game 1 at Chicago
- 11 John Odom, 1972 WS Game 3 vs. Cincinnati
- 11 Chief Bender, 1911 WS Game 1 at New York
- 10 George Earnshaw, 1929 WS Game 3 vs. Chicago
- 9 five times, last: **Sonny Gray, 2013 ALDS Game 2 vs. Detroit**

POSTSEASON SERIES YEAR-BY-YEAR RECAP

1905 WORLD SERIES

The A's make their first appearance in the World Series and lose to the New York Giants, four games to one. Three of the losses come against Christy Mathewson who tosses three complete game shutouts. The A's collect just 25 hits in the series for a .161 batting average and score just three runs. Topsy Hartsel paces the A's offense with a .294 batting average and Bris Lord has the only two RBI. The A's use three pitchers in the Series and all toss complete games. Chief Bender makes two starts and has a 1.06 ERA.

The A's lose the first game in Philadelphia, 3-0, as Mathewson tosses a four-hit shutout. Chief Bender returns the favor in the second game of the series as he tosses a four-hit shutout and strikes out nine in a 3-0 A's win at New York. Lord has RBI singles in the third and eighth innings. Mathewson tosses a four-hit shutout in the Giants 9-0 win in Game 3 and Joe McGinnity blanks the A's on five hits in a 1-0 win in Game 4. Eddie Plank allows just four hits in Game 4 and the only run of the game is unearned after a Monte Cross error. Mathewson tossed a six-hit shutout in Game 5 as the Giants clinch the series with a 2-0 win.

FINAL STATISTICS

| PLAYER | AVG | G | AB | R | H | TB | 2B | 3B | HR | RBI | SH | SF | HP | BB | IBB | SO | SB | CS | DP | E | SLG | OBP |
|---------------|-------------|----------|------------|----------|-----------|-----------|----------|----------|----------|----------|----------|----------|----------|----------|----------|-----------|----------|----------|----------|----------|-------------|-------------|
| Bender | .000 | 2 | 5 | 0 | 0 | 0 | 0 | 0 | 0 | 0 | 1 | 0 | 0 | - | 1 | 0 | 0 | 0 | 0 | 0 | .000 | .000 |
| Coakley | .000 | 1 | 2 | 0 | 0 | 0 | 0 | 0 | 0 | 0 | 0 | 0 | 1 | 0 | - | 1 | 0 | 0 | 0 | 0 | .000 | .333 |
| Cross, L. | .105 | 5 | 19 | 0 | 2 | 2 | 0 | 0 | 0 | 0 | 0 | 0 | 0 | 1 | - | 1 | 0 | 0 | 0 | 1 | .105 | .150 |
| Cross, M | .176 | 5 | 17 | 0 | 3 | 3 | 0 | 0 | 0 | 0 | 0 | 0 | 0 | - | 7 | 0 | 1 | 0 | 2 | .176 | .176 | |
| Davis | .200 | 5 | 20 | 0 | 4 | 5 | 1 | 0 | 0 | 0 | 0 | 0 | 0 | - | 1 | 0 | 0 | 0 | 0 | .250 | .200 | |
| Hartsel | .294 | 5 | 17 | 1 | 5 | 6 | 1 | 0 | 0 | 0 | 1 | 0 | 0 | 2 | - | 1 | 2 | 0 | 0 | 1 | .353 | .368 |
| Hoffman | .000 | 1 | 1 | 0 | 0 | 0 | 0 | 0 | 0 | 0 | 0 | 0 | 0 | - | 1 | 0 | 0 | 0 | 0 | .000 | .000 | |
| Lord | .100 | 5 | 20 | 0 | 2 | 2 | 0 | 0 | 0 | 2 | 0 | 0 | 0 | 0 | - | 5 | 0 | 0 | 0 | 0 | .100 | .100 |
| Murphy | .188 | 5 | 16 | 0 | 3 | 4 | 1 | 0 | 0 | 0 | 1 | 0 | 0 | - | 2 | 0 | 1 | 1 | 4 | .250 | .188 | |
| Plank | .167 | 2 | 6 | 0 | 1 | 1 | 0 | 0 | 0 | 0 | 0 | 0 | 0 | - | 2 | 0 | 0 | 1 | 0 | .167 | .167 | |
| Powers | .143 | 3 | 7 | 0 | 1 | 2 | 1 | 0 | 0 | 0 | 0 | 0 | 0 | - | 0 | 0 | 0 | 0 | 0 | .286 | .143 | |
| Schreckengost | .222 | 3 | 9 | 2 | 2 | 3 | 1 | 0 | 0 | 0 | 0 | 0 | 0 | - | 0 | 0 | 0 | 0 | 0 | .333 | .222 | |
| Seybold | .125 | 5 | 16 | 0 | 2 | 2 | 0 | 0 | 0 | 0 | 0 | 0 | 0 | 2 | - | 3 | 0 | 0 | 0 | .125 | .222 | |
| TOTALS | .161 | 5 | 155 | 3 | 25 | 30 | 5 | 0 | 0 | 2 | 3 | 0 | 1 | 5 | - | 25 | 2 | 2 | 2 | 8 | .194 | .193 |

| PITCHER | W | L | ERA | G | GS | CG | GF | SHO | SV | IP | H | R | ER | HR | HB | BB | IBB | SO | WP | BK | AVG |
|---------------|----------|----------|-------------|----------|----------|----------|----------|----------|----------|-------------|-----------|-----------|----------|----------|----------|-----------|----------|-----------|----------|----------|-------------|
| Bender | 1 | 1 | 1.06 | 2 | 2 | 2 | 0 | 1 | - | 17.0 | 9 | 2 | 2 | 0 | 0 | 6 | - | 13 | 0 | 0 | .161 |
| Coakley | 0 | 1 | 2.00 | 1 | 1 | 1 | 0 | 0 | - | 9.0 | 8 | 9 | 2 | 0 | 1 | 5 | - | 2 | 0 | 0 | .235 |
| Plank | 0 | 2 | 1.59 | 2 | 2 | 2 | 0 | 0 | - | 17.0 | 14 | 4 | 3 | 0 | 1 | 4 | - | 11 | 1 | 0 | .222 |
| TOTALS | 1 | 4 | 1.47 | 5 | 5 | 5 | 0 | 1 | - | 43.0 | 31 | 15 | 7 | 0 | 2 | 15 | - | 26 | 1 | 0 | .203 |

Game 1 — October 9
New York 3, Philadelphia 0

Game 2 — October 10
Philadelphia 3, New York 0

Game 3 — October 12
New York 9, Philadelphia 0

| New York | | | | | Philadelphia | | | | | New York | | | | |
|---------------|-----------|----------|-----------|----------|-----------------|-----------|----------|----------|----------|---------------|-----------|----------|----------|----------|
| ab | r | h | bi | | ab | r | h | bi | | ab | r | h | bi | |
| Bresnahan c | 3 | 1 | 1 | 1 | Hartsel lf | 4 | 1 | 2 | 0 | Bresnahan c | 3 | 2 | 0 | 0 |
| Browne rf | 5 | 0 | 0 | 0 | Lord cf | 4 | 0 | 2 | 2 | Browne rf | 5 | 2 | 1 | 0 |
| Donlin cf | 5 | 1 | 2 | 1 | Davis 1b | 4 | 0 | 0 | 0 | Donlin cf | 3 | 3 | 1 | 0 |
| McGann 1b | 3 | 0 | 1 | 0 | LCross 3b | 3 | 0 | 0 | 0 | McGann 1b | 5 | 1 | 3 | 4 |
| Mertes lf | 4 | 0 | 1 | 1 | Seybold rf | 4 | 0 | 0 | 0 | Mertes lf | 3 | 0 | 1 | 1 |
| Dahlen ss | 4 | 0 | 0 | 0 | Murphy 2b | 4 | 0 | 1 | 0 | Dahlen ss | 3 | 1 | 0 | 1 |
| Devlin 3b | 4 | 0 | 1 | 0 | MCross ss | 4 | 0 | 0 | 0 | Devlin 3b | 4 | 0 | 1 | 1 |
| Gilbert 2b | 4 | 1 | 3 | 0 | Schreckengost c | 4 | 2 | 1 | 0 | Gilbert 2b | 4 | 0 | 0 | 0 |
| Mathewson p | 3 | 0 | 1 | 0 | Bender p | 2 | 0 | 0 | 0 | Mathewson p | 4 | 0 | 1 | 0 |
| Totals | 35 | 3 | 10 | 3 | Totals | 33 | 3 | 6 | 2 | Totals | 34 | 9 | 8 | 7 |

| Philadelphia | | | | | New York | | | | | Philadelphia | | | | |
|-----------------|-----------|----------|----------|----------|-------------|---|---|----|---|-----------------|-----------|----------|----------|----------|
| ab | r | h | bi | | ab | r | h | bi | | ab | r | h | bi | |
| Hartsel lf | 4 | 0 | 1 | 0 | Bresnahan c | 4 | 0 | 1 | 0 | Hartsel lf | 4 | 0 | 0 | 0 |
| Lord cf | 4 | 0 | 0 | 0 | Browne rf | 4 | 0 | 0 | 0 | Lord cf | 4 | 0 | 0 | 0 |
| Davis 1b | 4 | 0 | 1 | 0 | Donlin cf | 4 | 0 | 2 | 0 | Davis 1b | 4 | 0 | 1 | 0 |
| LCross 3b | 4 | 0 | 0 | 0 | McGann 1b | 3 | 0 | 0 | 0 | LCross 3b | 4 | 0 | 1 | 0 |
| Seybold rf | 3 | 0 | 0 | 0 | Mertes lf | 4 | 0 | 0 | 0 | Seybold rf | 3 | 0 | 1 | 0 |
| Murphy 2b | 3 | 0 | 1 | 0 | Dahlen ss | 3 | 0 | 0 | 0 | Murphy 2b | 3 | 0 | 0 | 0 |
| MCross ss | 3 | 0 | 0 | 0 | Devlin 3b | 3 | 0 | 1 | 0 | MCross ss | 3 | 0 | 1 | 0 |
| Schreckengost c | 3 | 0 | 1 | 0 | Gilbert 2b | 3 | 0 | 0 | 0 | Schreckengost c | 2 | 0 | 0 | 0 |
| Plank p | 3 | 0 | 0 | 0 | McGinnity p | 2 | 0 | 0 | 0 | Powers c | 1 | 0 | 0 | 0 |
| Totals | 31 | 0 | 4 | 0 | Strang ph | 1 | 0 | 0 | 0 | Coakley p | 2 | 0 | 0 | 0 |
| | | | | | Ames p | 0 | 0 | 0 | 0 | Totals | 30 | 0 | 4 | 0 |

New York 000 020 001 3 10 1
Philadelphia 000 000 000 0 4 0

Philadelphia 001 000 020 3 6 2
New York 000 000 000 0 4 2

New York 200 050 002 9 8 1
Philadelphia 000 000 000 0 4 4

E – Donlin. **DP** – New York 1. **LOB** – New York 9, Philadelphia 4. **2B** – McGann, Mertes, Davis, Murphy, Schreckengost. **S** – Mathewson. **SB** – Bresnahan (1), Donlin (1), Devlin (1), Gilbert (1). **CS** – Gilbert.

E – Murphy, Bresnahan, McGann, MCross. **LOB** – Philadelphia 5, New York 7. **2B** – Hartsel, Bresnahan, Donlin. **S** – Bender. **SB** – Dahlen (1), Devlin (2). **CS** – Donlin, Dahlen.

E – Devlin, Murphy 3, Hartsel. **DP** – New York 1, Philadelphia 2. **LOB** – New York 4, Philadelphia 5. **2B** – McGann. **SB** – Browne (2), Donlin (2), Dahlen (2), Devlin (3), Hartsel (1). **CS** – McGann, Mertes, Murphy.

| New York | ip | h | r | er | bb | so |
|---------------|-----|----|---|----|----|----|
| Mathewson (W) | 9.0 | 4 | 0 | 0 | 0 | 6 |
| Philadelphia | ip | h | r | er | bb | so |
| Plank (L) | 9.0 | 10 | 3 | 3 | 2 | 5 |

| Philadelphia | ip | h | r | er | bb | so |
|---------------|-----|---|---|----|----|----|
| Bender (W) | 9.0 | 4 | 0 | 0 | 3 | 9 |
| New York | ip | h | r | er | bb | so |
| McGinnity (L) | 8.0 | 5 | 3 | 0 | 0 | 2 |
| Ames | 1.0 | 1 | 0 | 0 | 1 | 1 |

| New York | ip | h | r | er | bb | so |
|---------------|-----|---|---|----|----|----|
| Mathewson (W) | 9.0 | 4 | 0 | 0 | 1 | 8 |
| Philadelphia | ip | h | r | er | bb | so |
| Coakley (L) | 9.0 | 8 | 9 | 2 | 5 | 2 |

WP – Mathewson. **HBP** – by Plank (Bresnahan).
T – 1:46. **A** – 17,955
Umpires – Sheridan, O'Day.

T – 1:55. **A** – 24,992
Umpires – O'Day, Sheridan.

HBP – by Coakley (Bresnahan), by Mathewson (Coakley).
T – 1:55. **A** – 10,991
Umpires – Sheridan, O'Day.

Game 4 — October 13
New York 1, Philadelphia 0

Game 5 — October 14
New York 2, Philadelphia 0

| Philadelphia | ab | r | h | bi |
|---------------|-----------|----------|----------|----------|
| Hartsel lf | 1 | 0 | 0 | 0 |
| Lord cf | 4 | 0 | 0 | 0 |
| Davis 1b | 4 | 0 | 1 | 0 |
| LCross 3b | 4 | 0 | 1 | 0 |
| Seybold rf | 3 | 0 | 0 | 0 |
| Murphy 2b | 3 | 0 | 1 | 0 |
| MCross ss | 4 | 0 | 1 | 0 |
| Powers c | 3 | 0 | 0 | 0 |
| Hoffman ph | 1 | 0 | 0 | 0 |
| Plank p | 3 | 0 | 1 | 0 |
| Totals | 30 | 0 | 5 | 0 |

| Philadelphia | ab | r | h | bi |
|---------------|-----------|----------|----------|----------|
| Hartsel lf | 4 | 0 | 2 | 0 |
| Lord cf | 4 | 0 | 0 | 0 |
| Davis 1b | 4 | 0 | 1 | 0 |
| LCross 3b | 4 | 0 | 0 | 0 |
| Seybold rf | 3 | 0 | 1 | 0 |
| Murphy 2b | 3 | 0 | 0 | 0 |
| MCross ss | 3 | 0 | 1 | 0 |
| Powers c | 3 | 0 | 1 | 0 |
| Bender p | 3 | 0 | 0 | 0 |
| Totals | 31 | 0 | 6 | 0 |

| New York | ab | r | h | bi |
|---------------|-----------|----------|----------|----------|
| Bresnahan c | 2 | 0 | 1 | 0 |
| Browne rf | 4 | 0 | 2 | 0 |
| Donlin cf | 3 | 0 | 0 | 0 |
| McGann 1b | 3 | 0 | 0 | 0 |
| Mertes lf | 4 | 1 | 0 | 0 |
| Dahlen ss | 3 | 0 | 0 | 0 |
| Devlin 3b | 3 | 0 | 1 | 0 |
| Gilbert 2b | 3 | 0 | 0 | 1 |
| McGinnity p | 3 | 0 | 0 | 0 |
| Totals | 28 | 1 | 4 | 1 |

| New York | ab | r | h | bi |
|---------------|-----------|----------|----------|----------|
| Bresnahan c | 4 | 0 | 2 | 0 |
| Browne rf | 4 | 0 | 1 | 1 |
| Donlin cf | 4 | 0 | 0 | 0 |
| McGann 1b | 3 | 0 | 0 | 0 |
| Mertes lf | 2 | 1 | 1 | 0 |
| Dahlen ss | 2 | 0 | 0 | 0 |
| Devlin 3b | 2 | 0 | 0 | 0 |
| Gilbert 2b | 3 | 0 | 1 | 1 |
| Mathewson p | 1 | 1 | 0 | 0 |
| Totals | 25 | 2 | 5 | 2 |

| | | | | | | |
|--------------|-----|-----|-----|---|---|---|
| Philadelphia | 000 | 000 | 000 | 0 | 5 | 2 |
| New York | 000 | 100 | 00x | 1 | 4 | 0 |

| | | | | | | |
|--------------|-----|-----|-----|---|---|---|
| Philadelphia | 000 | 000 | 000 | 0 | 6 | 0 |
| New York | 000 | 010 | 01x | 2 | 5 | 1 |

E – MCross, LCross. **LOB** – Philadelphia 8, New York 7. **2B** – Devlin. **S** – Hartsel, Murphy, Donlin, McGann. **SB** – Hartsel (2).

E – Mathewson. **DP** – New York 1. **LOB** – Philadelphia 4, New York 4. **2B** – Powers, Bresnahan. **S** – Devlin, Mathewson. **CS** – MCross, Mertes.

| Philadelphia | ip | h | r | er | bb | so |
|---------------|-----|---|---|----|----|----|
| Plank (L) | 8.0 | 4 | 1 | 0 | 2 | 6 |
| New York | ip | h | r | er | bb | so |
| McGinnity (W) | 9.0 | 5 | 0 | 0 | 3 | 4 |

| Philadelphia | ip | h | r | er | bb | so |
|---------------|-----|---|---|----|----|----|
| Bender (L) | 8.0 | 5 | 2 | 2 | 3 | 4 |
| New York | ip | h | r | er | bb | so |
| Mathewson (W) | 9.0 | 6 | 0 | 0 | 0 | 4 |

WP – Plank.
T – 1:55. **A** – 13,598
Umpires – O’Day, Sheridan.

T – 1:35. **A** – 24,187
Umpires – Sheridan, O’Day.

1910 WORLD SERIES

The A's win their first World Series and use just two pitchers to defeat the Chicago Cubs, four games to one. Jack Coombs wins three of the games and posts a 3.33 ERA while Chief Bender is 1-1 with a 1.93 ERA. Eddie Collins paces the A's offense with a .429 batting average and four doubles and Frank Baker hits .409. Danny Murphy connects for the only home run of the series and leads the A's with nine RBI. The A's hit .316 and score 35 runs in the five games while the two pitchers combine for a 2.76 ERA and allow 15 runs.

The A's win the first two games in Philadelphia as Bender tosses a three-hitter in Game 1 and strikes out eight in a 4-1 win while Baker has three hits and two RBI. Coombs allows eight hits and nine walks in Game 2 but the Cubs strand 14 in a 9-3 A's win. Eddie Collins has three of the A's 14 hits and all nine Athletics collect at least one hit. The series moves to Chicago for Game 3 and Coombs comes back on one day of rest and defeats the Cubs, 12-5, collecting three hits and three RBI. Harry Davis and Jack Berry add three hits each and Barry and Murphy have three RBI. Bender suffers the A's only loss in Game 4 when the Cubs win 4-3 in 10 innings. The A's have a 3-2 lead entering the ninth but the Cubs score once in the ninth and once in the 10th for the win. The A's wrap up the series with a 7-2 win in Game 5 as Coombs picks up his third win of the series. Collins has three hits and the A's score five times in the eighth to break open a 2-1 game.

FINAL STATISTICS

| PLAYER | AVG | G | AB | R | H | TB | 2B | 3B | HR | RBI | SH | SF | HP | BB | IBB | SO | SB | CS | DP | E | SLG | OBP |
|---------------|-------------|----------|------------|-----------|-----------|-----------|-----------|----------|----------|-----------|----------|----------|----------|-----------|----------|-----------|----------|----------|----------|-----------|-------------|-------------|
| Baker | .409 | 5 | 22 | 6 | 9 | 12 | 3 | 0 | 0 | 4 | 0 | 0 | 0 | 2 | - | 1 | 0 | 3 | 0 | 3 | .545 | .458 |
| Barry | .235 | 5 | 17 | 3 | 4 | 6 | 2 | 0 | 0 | 3 | 2 | 0 | 1 | 1 | - | 3 | 0 | 0 | 1 | 0 | .353 | .316 |
| Bender | .333 | 2 | 6 | 1 | 2 | 2 | 0 | 0 | 0 | 1 | 0 | 0 | 0 | 1 | - | 1 | 0 | 0 | 0 | 0 | .333 | .429 |
| Collins | .429 | 5 | 21 | 5 | 9 | 13 | 4 | 0 | 0 | 3 | 1 | 0 | 0 | 2 | - | 0 | 4 | 2 | 0 | 1 | .619 | .478 |
| Coombs | .385 | 3 | 13 | 0 | 5 | 6 | 1 | 0 | 0 | 3 | 0 | 0 | 0 | 0 | - | 3 | 0 | 0 | 1 | 2 | .462 | .385 |
| Davis | .353 | 5 | 17 | 5 | 6 | 9 | 3 | 0 | 0 | 2 | 2 | 0 | 1 | 3 | - | 4 | 0 | 0 | 0 | 3 | .529 | .476 |
| Hartsel | .200 | 1 | 5 | 2 | 1 | 1 | 0 | 0 | 0 | 0 | 0 | 0 | 0 | 0 | - | 1 | 2 | 0 | 0 | 0 | .200 | .200 |
| Lapp | .250 | 1 | 4 | 0 | 1 | 1 | 0 | 0 | 0 | 1 | 0 | 0 | 0 | 0 | - | 2 | 0 | 0 | 0 | 0 | .250 | .250 |
| Lord | .182 | 5 | 22 | 3 | 4 | 6 | 2 | 0 | 0 | 1 | 1 | 0 | 0 | 1 | - | 3 | 0 | 1 | 0 | 0 | .273 | .217 |
| Murphy | .350 | 5 | 20 | 6 | 7 | 13 | 3 | 0 | 1 | 9 | 1 | 0 | 0 | 1 | - | 0 | 1 | 0 | 0 | 0 | .650 | .381 |
| Strunk | .278 | 4 | 18 | 2 | 5 | 8 | 1 | 1 | 0 | 2 | 0 | 0 | 0 | 2 | - | 5 | 0 | 1 | 0 | 1 | .444 | .350 |
| Thomas | .250 | 4 | 12 | 2 | 3 | 3 | 0 | 0 | 0 | 1 | 0 | 0 | 0 | 4 | - | 1 | 0 | 0 | 1 | 1 | .250 | .438 |
| Totals | .316 | 5 | 177 | 35 | 56 | 80 | 19 | 1 | 1 | 30 | 7 | 0 | 2 | 17 | - | 24 | 7 | 7 | 3 | 11 | .452 | .383 |

| PITCHER | W | L | ERA | G | GS | CG | GF | SHO | SV | IP | H | R | ER | HR | HB | BB | IBB | SO | WP | BK | AVG |
|---------------|----------|----------|-------------|----------|----------|----------|----------|----------|----------|-------------|-----------|-----------|-----------|----------|----------|-----------|----------|-----------|----------|----------|-------------|
| Bender | 1 | 1 | 1.93 | 2 | 2 | 2 | 0 | 0 | - | 18.2 | 12 | 5 | 4 | 0 | 0 | 4 | - | 14 | 0 | 0 | .194 |
| Coombs | 3 | 0 | 3.33 | 3 | 3 | 3 | 0 | 0 | - | 27.0 | 23 | 10 | 10 | 0 | 0 | 18 | - | 31 | 1 | 0 | .240 |
| Totals | 4 | 1 | 2.76 | 5 | 5 | 5 | 0 | 0 | - | 45.2 | 35 | 15 | 14 | 0 | 0 | 18 | - | 31 | 1 | 0 | .222 |

Game 1 — October 17
Philadelphia 4, Chicago 1

| Chicago | ab | r | h | bi |
|---------------|-----------|----------|----------|----------|
| Sheckard lf | 4 | 0 | 0 | 0 |
| Schulte rf | 2 | 0 | 1 | 0 |
| Hofman cf | 4 | 0 | 0 | 0 |
| Chance 1b | 3 | 0 | 0 | 0 |
| Zimmerman 2b | 3 | 0 | 0 | 0 |
| Steinfeldt 3b | 3 | 0 | 0 | 0 |
| Tinker ss | 3 | 1 | 1 | 0 |
| Kling c | 3 | 0 | 1 | 1 |
| Kane pr | 0 | 0 | 0 | 0 |
| Overall p | 1 | 0 | 0 | 0 |
| McIntire p | 1 | 0 | 0 | 0 |
| Beaumont ph | 1 | 0 | 0 | 0 |
| Totals | 28 | 1 | 3 | 1 |

| Philadelphia | ab | r | h | bi |
|---------------|-----------|----------|----------|----------|
| Strunk cf | 3 | 0 | 0 | 0 |
| Lord lf | 4 | 1 | 1 | 0 |
| Collins 2b | 2 | 1 | 1 | 0 |
| Baker 3b | 4 | 1 | 3 | 2 |
| Davis 1b | 3 | 0 | 0 | 0 |
| Murphy rf | 3 | 1 | 1 | 1 |
| Barry ss | 3 | 0 | 0 | 0 |
| Thomas c | 1 | 0 | 0 | 0 |
| Bender p | 3 | 0 | 1 | 1 |
| Totals | 26 | 4 | 7 | 4 |

Chicago 000 000 001 1 3 1
Philadelphia 021 000 01x 4 7 2

E – Strunk, Thomas, McIntire. **LOB** – Chicago 2, Philadelphia 4. **2B** – Lord, Baker 2. **S** – Collins, Davis. **SB** – Murphy (1). **CS** – Schulte 2, Strunk, Collins, Baker.

| Chicago | ip | h | r | er | bb | so |
|--------------|-----|---|---|----|----|----|
| Overall (L) | 3.0 | 6 | 3 | 3 | 1 | 1 |
| McIntire | 5.0 | 1 | 1 | 0 | 3 | 3 |
| Philadelphia | ip | h | r | er | bb | so |
| Bender (W) | 9.0 | 3 | 1 | 0 | 2 | 8 |

T – 1:54. **A** – 26,891
Umpires – Connolly, O'Day, Rigler, Sheridan.

Game 2 — October 18
Philadelphia 9, Chicago 3

| Chicago | ab | r | h | bi |
|---------------|-----------|----------|----------|----------|
| Sheckard lf | 1 | 1 | 1 | 0 |
| Schulte rf | 3 | 1 | 0 | 0 |
| Hofman cf | 2 | 1 | 1 | 0 |
| Chance 1b | 5 | 0 | 2 | 1 |
| Zimmerman 2b | 3 | 0 | 1 | 2 |
| Steinfeldt 3b | 5 | 0 | 1 | 0 |
| Tinker ss | 4 | 0 | 2 | 0 |
| Kling c | 4 | 0 | 0 | 0 |
| Brown p | 3 | 0 | 0 | 0 |
| Beaumont ph | 1 | 0 | 0 | 0 |
| Richie p | 0 | 0 | 0 | 0 |
| Totals | 31 | 3 | 8 | 3 |

| Philadelphia | ab | r | h | bi |
|---------------|-----------|----------|-----------|----------|
| Strunk cf | 5 | 1 | 2 | 1 |
| Lord lf | 5 | 1 | 1 | 0 |
| Collins 2b | 4 | 2 | 3 | 1 |
| Baker 3b | 4 | 1 | 1 | 0 |
| Davis 1b | 5 | 1 | 2 | 2 |
| Murphy rf | 4 | 1 | 1 | 2 |
| Barry ss | 3 | 0 | 1 | 0 |
| Thomas c | 3 | 2 | 2 | 1 |
| Coombs p | 4 | 0 | 1 | 0 |
| Totals | 37 | 9 | 14 | 7 |

Chicago 100 000 101 3 8 3
Philadelphia 002 010 60x 9 14 4

E – Coombs 2, Steinfeldt 2, Sheckard, Davis 2. **DP** – Chicago 1, Philadelphia 3. **LOB** – Chicago 14, Philadelphia 9. **2B** – Sheckard, Zimmerman, Steinfeldt, Tinker, Strunk, Collins 2, Davis, Murphy. **S** – Sheckard, Schulte 2, Barry. **SF** – Zimmerman. **SB** – Collins 2 (2). **CS** – Tinker, Lord.

| Chicago | ip | h | r | er | bb | so |
|--------------|-----|----|---|----|----|----|
| Brown (L) | 7.0 | 13 | 9 | 6 | 4 | 6 |
| Richie | 1.0 | 1 | 0 | 0 | 0 | 0 |
| Philadelphia | ip | h | r | er | bb | so |
| Coombs (W) | 9.0 | 8 | 3 | 3 | 9 | 5 |

T – 2:25. **A** – 24,597
Umpires – Rigler, Sheridan, O'Day, Connolly.

Game 3 — October 20
Philadelphia 12, Chicago 5

| Philadelphia | ab | r | h | bi |
|---------------|-----------|-----------|-----------|-----------|
| Strunk cf | 5 | 1 | 1 | 0 |
| Lord lf | 4 | 0 | 1 | 0 |
| Collins 2b | 5 | 1 | 1 | 0 |
| Baker 3b | 5 | 2 | 2 | 2 |
| Davis 1b | 3 | 3 | 3 | 0 |
| Murphy rf | 5 | 2 | 1 | 3 |
| Barry ss | 5 | 3 | 3 | 3 |
| Thomas c | 4 | 0 | 0 | 0 |
| Coombs p | 5 | 0 | 3 | 3 |
| Totals | 41 | 12 | 15 | 11 |

| Chicago | ab | r | h | bi |
|---------------|-----------|----------|----------|----------|
| Sheckard lf | 1 | 2 | 0 | 0 |
| Schulte rf | 4 | 0 | 2 | 2 |
| Hofman cf | 3 | 1 | 1 | 1 |
| Chance 1b | 1 | 0 | 0 | 0 |
| Archer 1b | 3 | 0 | 0 | 0 |
| Zimmerman 2b | 4 | 0 | 0 | 0 |
| Steinfeldt 3b | 4 | 0 | 0 | 0 |
| Tinker ss | 4 | 1 | 3 | 0 |
| Kling c | 4 | 0 | 0 | 0 |
| Reulbach p | 0 | 0 | 0 | 0 |
| Beaumont ph | 0 | 1 | 0 | 0 |
| McIntire p | 0 | 0 | 0 | 0 |
| Pfister p | 2 | 0 | 0 | 0 |
| Needham ph | 1 | 0 | 0 | 0 |
| Totals | 31 | 5 | 6 | 3 |

| Philadelphia | 125 | 000 | 400 | 12 | 15 | 1 |
|--------------|-----|-----|-----|----|----|---|
| Chicago | 120 | 000 | 020 | 5 | 6 | 5 |

E – Baker, Schulte, Hofman, Tinker 2, Steinfeldt. **DP** – Philadelphia 2, Chicago 1. **LOB** – Philadelphia 7, Chicago 4. **2B** – Davis, Barry 2, Coombs, Schulte 2, Tinker. **HR** – Murphy (1). **S** – Lord. **SF** – Hofman. **SB** – Tinker (1). **CS** – Collins, Baker.

| Philadelphia | ip | h | r | er | bb | so |
|--------------|-----|---|---|----|----|----|
| Coombs (W) | 9.0 | 6 | 5 | 5 | 4 | 8 |
| Chicago | ip | h | r | er | bb | so |
| Reulbach | 2.0 | 3 | 3 | 3 | 2 | 0 |
| McIntire (L) | 0.1 | 3 | 4 | 4 | 0 | 0 |
| Pfister | 6.2 | 9 | 5 | 0 | 1 | 1 |

WP – Coombs. **HBP** – by McIntire (Davis).
T – 2:07. **A** – 26,210
Umpires – O'Day, Sheridan, Rigler, Connolly.

Game 4— October 22
Chicago 4, Philadelphia 3 (10)

Game 5 — October 23
Philadelphia 7, Chicago 2

| Philadelphia | ab | r | h | bi | Philadelphia | ab | r | h | bi |
|---------------------|-----------|----------|-----------|-----------|---------------------|-----------|----------|----------|-----------|
| Strunk cf | 5 | 0 | 2 | 1 | Hartsel lf | 5 | 2 | 1 | 0 |
| Lord lf | 5 | 0 | 0 | 0 | Lord cf | 4 | 1 | 1 | 1 |
| Collins 2b | 5 | 1 | 1 | 0 | Collins 2b | 5 | 0 | 3 | 2 |
| Baker 3b | 4 | 1 | 3 | 0 | Baker 3b | 5 | 1 | 0 | 0 |
| Davis 1b | 3 | 0 | 1 | 0 | Davis 1b | 3 | 1 | 0 | 0 |
| Murphy rf | 4 | 0 | 2 | 2 | Murphy rf | 4 | 2 | 2 | 1 |
| Barry ss | 4 | 0 | 0 | 0 | Barry ss | 2 | 0 | 0 | 0 |
| Thomas c | 4 | 0 | 1 | 0 | Lapp c | 4 | 0 | 1 | 1 |
| Bender p | 3 | 1 | 1 | 0 | Coombs p | 4 | 0 | 1 | 0 |
| Totals | 37 | 3 | 11 | 3 | Totals | 36 | 7 | 9 | 5 |

| Chicago | ab | r | h | bi | Chicago | ab | r | h | bi |
|----------------|-----------|----------|----------|-----------|----------------|-----------|----------|----------|-----------|
| Sheckard lf | 4 | 1 | 1 | 1 | Sheckard lf | 4 | 1 | 2 | 0 |
| Schulte rf | 4 | 2 | 2 | 0 | Schulte rf | 4 | 0 | 1 | 0 |
| Hofman cf | 3 | 0 | 2 | 1 | Hofman cf | 3 | 0 | 0 | 0 |
| Chance 1b | 4 | 0 | 2 | 2 | Chance 1b | 4 | 1 | 2 | 1 |
| Zimmerman 2b | 4 | 0 | 1 | 0 | Zimmerman 2b | 3 | 0 | 2 | 0 |
| Steinfeldt 3b | 4 | 0 | 0 | 0 | Steinfeldt 3b | 4 | 0 | 1 | 1 |
| Tinker ss | 3 | 0 | 0 | 0 | Tinker ss | 4 | 0 | 0 | 0 |
| Archer c | 4 | 1 | 1 | 0 | Archer c | 4 | 0 | 1 | 0 |
| Cole p | 2 | 0 | 0 | 0 | Brown p | 3 | 0 | 0 | 0 |
| Kling ph | 1 | 0 | 0 | 0 | Kling ph | 1 | 0 | 0 | 0 |
| Kane pr | 0 | 0 | 0 | 0 | Totals | 34 | 2 | 9 | 2 |
| Brown p | 1 | 0 | 0 | 0 | Philadelphia | 100 | 010 | 050 | 7 9 1 |
| Totals | 34 | 4 | 9 | 4 | Chicago | 010 | 000 | 010 | 2 9 2 |

Philadelphia 001 200 000 0 3 11 3
 Chicago 100 100 001 1 4 9 1

E – Baker, Collins, Brown, Davis. **DP** – Philadelphia 2, Chicago 1. **LOB** – Philadelphia 10, Chicago 4. **2B** – Baker, Davis, Murphy, Schulte, Archer. **3B** – Strunk, Chance. **S** – Davis, Murphy, Hofman. **SB** – Sheckard (1). **CS** – Baker, Schulte, Zimmerman, Tinker.

| Philadelphia | ip | h | r | er | bb | so |
|---------------------|-----------|----------|----------|-----------|-----------|-----------|
| Bender (L) | 9.2 | 9 | 4 | 4 | 2 | 6 |
| Chicago | ip | h | r | er | bb | so |
| Cole | 8.0 | 10 | 3 | 3 | 3 | 5 |
| Brown (W) | 2.0 | 1 | 0 | 0 | 0 | 1 |

HBP – by Cole (Barry).

T – 2:14. **A** – 19,150

Umpires – Connolly, Rigler, Sheridan, O'Day.

E – Baker, Zimmerman, Steinfeldt. **LOB** – Philadelphia 6, Chicago 7. **2B** – Lord, Collins 2, Murphy, Sheckard, Chance. **S** – Barry, Zimmerman. **SB** – Hartsel 2 (2), Collins 2 (4), Zimmerman (1). **CS** – Schulte (2).

| Philadelphia | ip | h | r | er | bb | so |
|---------------------|-----------|----------|----------|-----------|-----------|-----------|
| Coombs (W) | 9.0 | 9 | 2 | 2 | 1 | 4 |
| Chicago | ip | h | r | er | bb | so |
| Brown (L) | 9.0 | 9 | 7 | 4 | 3 | 7 |

WP – Brown.

T – 2:06. **A** – 27,374

Umpires – O'Day, Sheridan, Rigler, Connolly.

1911 WORLD SERIES

The A's win their second consecutive World Championship as they defeat the New York Giants, four games to two. The A's pitching staff, which consists of Chief Bender, Jack Coombs and Eddie Plank, allows just 13 runs in the series for a 1.29 ERA. Bender goes 2-1 with a 1.04 ERA, Coombs is 1-0 with a 1.35 ERA and Plank is 1-1 with a 1.86 ERA. Frank "Home Run" Baker earns his nickname as he paces the A's offense with a .375 batting average, two home runs and five RBI. Jack Barry hits .368 and the A's offense hits .244 with 27 runs scored in the six games.

The A's lose Game 1 at New York by a 2-1 score as Bender strikes out 11 in eight innings in a complete game effort but loses to Christy Mathewson who tosses a six-hitter. The A's then win each of the next three games, beginning with a 3-1 win at Philadelphia in Game 2. Plank tosses a five-hitter and Baker breaks a 1-1 tie with a two-run home run in the sixth inning. Game 3 lasts 11 innings at New York and the A's are 3-2 winners. Trailing 1-0 entering the ninth inning, Baker homers to tie the game and the A's score two in the 11th for the win. Coombs goes the distance, allowing just three hits in 11 innings. The series is delayed for seven days because of rain but it resumes with a 4-2 A's win in Philadelphia in Game 4. Bender tosses a seven-hitter, Barry has three hits and Eddie Collins, Danny Murphy and Baker have two hits each. The A's lead 3-0 after six innings in Game 5 but the Giants score once in the bottom of the seventh, twice in the ninth and once in the 10th for the win. The A's then wrap up the series with a 13-2 win at Philadelphia, scoring seven times in the seventh inning. Murphy has four hits, Bris Lord adds three and Bender tosses a four-hitter.

FINAL STATISTICS

| PLAYER | AVG | G | AB | R | H | TB | 2B | 3B | HR | RBI | SH | SF | HP | BB | IBB | SO | SB | CS | DP | E | SLG | OBP |
|---------------|-------------|----------|------------|-----------|-----------|-----------|-----------|----------|----------|-----------|----------|----------|----------|----------|----------|-----------|----------|----------|----------|-----------|-------------|-------------|
| Baker | .375 | 6 | 24 | 7 | 9 | 17 | 2 | 0 | 2 | 5 | 0 | 0 | 0 | 1 | - | 5 | 0 | 1 | 0 | 2 | .708 | .400 |
| Barry | .368 | 6 | 19 | 2 | 7 | 11 | 4 | 0 | 0 | 2 | 2 | 1 | 0 | 0 | - | 2 | 2 | 1 | 0 | 3 | .579 | .350 |
| Bender | .091 | 3 | 11 | 0 | 1 | 1 | 0 | 0 | 0 | 0 | 0 | 0 | 0 | 0 | - | 1 | 0 | 0 | 0 | 0 | .091 | .091 |
| Collins | .286 | 6 | 21 | 4 | 6 | 7 | 1 | 0 | 0 | 1 | 2 | 0 | 0 | 2 | - | 3 | 2 | 0 | 0 | 4 | .333 | .348 |
| Coombs | .250 | 2 | 8 | 1 | 2 | 2 | 0 | 0 | 0 | 0 | 0 | 0 | 0 | 0 | - | 0 | 0 | 0 | 0 | 0 | .250 | .250 |
| Davis | .208 | 6 | 24 | 3 | 5 | 6 | 1 | 0 | 0 | 5 | 0 | 0 | 0 | 0 | - | 3 | 0 | 1 | 0 | 0 | .250 | .208 |
| Lapp | .250 | 2 | 8 | 1 | 2 | 2 | 0 | 0 | 0 | 0 | 0 | 0 | 0 | 0 | - | 1 | 0 | 0 | 0 | 0 | .250 | .250 |
| Lord | .185 | 6 | 27 | 2 | 5 | 7 | 2 | 0 | 1 | 0 | 0 | 0 | 0 | 0 | - | 5 | 0 | 0 | 0 | 0 | .259 | .185 |
| McInnis | — | 1 | 0 | 0 | 0 | 0 | 0 | 0 | 0 | 0 | 0 | 0 | 0 | 0 | - | 0 | 0 | 0 | 0 | 0 | — | — |
| Murphy | .304 | 6 | 23 | 4 | 7 | 10 | 3 | 0 | 0 | 3 | 1 | 0 | 0 | 0 | - | 3 | 0 | 2 | 0 | 1 | .435 | .304 |
| Oldring | .200 | 6 | 25 | 2 | 5 | 10 | 2 | 0 | 1 | 3 | 2 | 0 | 0 | 0 | - | 4 | 0 | 0 | 0 | 1 | .400 | .200 |
| Plank | .000 | 2 | 3 | 0 | 0 | 0 | 0 | 0 | 0 | 0 | 0 | 0 | 0 | 0 | - | 2 | 0 | 0 | 0 | 0 | .000 | .000 |
| Strunk | — | 1 | 0 | 0 | 0 | 0 | 0 | 0 | 0 | 0 | 0 | 0 | 0 | 0 | - | 0 | 0 | 0 | 0 | 0 | — | — |
| Thomas | .083 | 4 | 12 | 1 | 1 | 1 | 0 | 0 | 0 | 1 | 0 | 1 | 0 | 1 | - | 2 | 0 | 1 | 0 | 0 | .083 | .143 |
| Totals | .244 | 6 | 205 | 27 | 50 | 74 | 15 | 0 | 3 | 21 | 7 | 2 | 0 | 4 | - | 31 | 4 | 6 | 0 | 11 | .361 | .256 |

| PITCHER | W | L | ERA | G | GS | CG | GF | SHO | SV | IP | H | R | ER | HR | HB | BB | IBB | SO | WP | BK | AVG |
|---------------|----------|----------|-------------|----------|----------|----------|----------|----------|----------|-------------|-----------|-----------|----------|----------|----------|-----------|----------|-----------|----------|----------|-------------|
| Bender | 2 | 1 | 1.04 | 3 | 3 | 3 | 0 | 0 | - | 26.0 | 16 | 6 | 3 | 0 | 1 | 8 | - | 20 | 1 | 0 | .172 |
| Coombs | 1 | 0 | 1.35 | 2 | 2 | 1 | 0 | 0 | - | 20.0 | 11 | 5 | 3 | 0 | 1 | 6 | - | 16 | 0 | 0 | .175 |
| Plank | 1 | 1 | 1.86 | 2 | 1 | 1 | 1 | 0 | - | 9.2 | 6 | 2 | 2 | 0 | 1 | 0 | - | 8 | 0 | 0 | .182 |
| Totals | 4 | 2 | 1.29 | 6 | 6 | 5 | 1 | 0 | - | 55.2 | 33 | 13 | 8 | 0 | 3 | 14 | - | 44 | 1 | 0 | .175 |

Game 1 – October 14
New York 2, Philadelphia 1

Game 2 – October 16
Philadelphia 3, New York 1

Game 3 – October 17
Philadelphia 3, New York 2 (11)

| Philadelphia | ab | r | h | bi | New York | ab | r | h | bi | Philadelphia | ab | r | h | bi |
|---------------|-----------|----------|----------|----------|---------------|----|---|---|----|---------------|-----------|----------|----------|----------|
| Lord lf | 4 | 0 | 0 | 0 | Devore lf | 4 | 0 | 0 | 0 | Lord lf | 5 | 0 | 0 | 0 |
| Oldring cf | 4 | 0 | 2 | 0 | Doyle 2b | 4 | 0 | 0 | 0 | Oldring cf | 5 | 0 | 0 | 0 |
| Collins 2b | 3 | 0 | 0 | 0 | Snodgrass cf | 3 | 0 | 2 | 0 | Collins 2b | 5 | 1 | 2 | 0 |
| Baker 3b | 4 | 1 | 2 | 0 | Murray rf | 4 | 0 | 0 | 0 | Baker 3b | 5 | 2 | 2 | 1 |
| Murphy rf | 3 | 0 | 0 | 0 | Merkle 1b | 3 | 0 | 1 | 0 | Murphy rf | 5 | 0 | 0 | 1 |
| Davis 1b | 4 | 0 | 1 | 1 | Herzog 3b | 3 | 1 | 1 | 0 | Davis 1b | 5 | 0 | 2 | 1 |
| Barry ss | 3 | 0 | 0 | 0 | Fletcher ss | 3 | 0 | 0 | 0 | Barry ss | 3 | 0 | 2 | 0 |
| Thomas c | 3 | 0 | 0 | 0 | Meyers c | 3 | 0 | 1 | 1 | Lapp c | 4 | 0 | 1 | 0 |
| Bender p | 3 | 0 | 1 | 0 | Marquard p | 2 | 0 | 0 | 0 | Coombs p | 4 | 0 | 0 | 0 |
| Totals | 31 | 1 | 6 | 1 | Crandall ph-p | 1 | 0 | 0 | 0 | Totals | 41 | 3 | 9 | 3 |

| New York | ab | r | h | bi |
|---------------|-----------|----------|----------|----------|
| Devore lf | 3 | 0 | 1 | 1 |
| Doyle 2b | 3 | 0 | 1 | 0 |
| Snodgrass cf | 2 | 1 | 0 | 0 |
| Murray rf | 3 | 0 | 0 | 0 |
| Merkle 1b | 4 | 0 | 1 | 0 |
| Herzog 3b | 3 | 0 | 0 | 0 |
| Fletcher ss | 4 | 0 | 0 | 0 |
| Meyers c | 3 | 1 | 1 | 0 |
| Mathewson p | 3 | 0 | 1 | 0 |
| Totals | 28 | 2 | 5 | 1 |

| Philadelphia | ab | r | h | bi |
|---------------|-----------|----------|----------|----------|
| Lord lf | 4 | 1 | 1 | 0 |
| Oldring cf | 3 | 0 | 0 | 0 |
| Collins 2b | 3 | 1 | 2 | 0 |
| Baker 3b | 3 | 1 | 1 | 2 |
| Murphy rf | 3 | 0 | 0 | 0 |
| Davis 1b | 3 | 0 | 0 | 0 |
| Barry ss | 3 | 0 | 0 | 0 |
| Thomas c | 3 | 0 | 0 | 0 |
| Plank p | 3 | 0 | 0 | 0 |
| Totals | 28 | 3 | 4 | 2 |

| New York | ab | r | h | bi |
|---------------|-----------|----------|----------|----------|
| Devore lf | 4 | 0 | 0 | 1 |
| Doyle 2b | 4 | 0 | 0 | 0 |
| Snodgrass cf | 3 | 0 | 0 | 0 |
| Murray rf | 2 | 0 | 0 | 0 |
| Merkle 1b | 3 | 0 | 0 | 0 |
| Herzog 3b | 3 | 1 | 1 | 0 |
| Fletcher ss | 4 | 0 | 0 | 0 |
| Meyers c | 4 | 1 | 1 | 0 |
| Mathewson p | 3 | 0 | 1 | 0 |
| Becker ph | 1 | 0 | 0 | 0 |
| Totals | 31 | 2 | 3 | 1 |

| | | | | | | |
|--------------|-----|-----|-----|---|---|---|
| Philadelphia | 010 | 000 | 000 | 1 | 6 | 2 |
| New York | 000 | 100 | 10x | 2 | 5 | 0 |

| | | | | | | |
|--------------|-----|-----|-----|---|---|---|
| New York | 010 | 000 | 000 | 1 | 5 | 3 |
| Philadelphia | 100 | 002 | 00x | 3 | 4 | 0 |

| | | | | | | | |
|--------------|-----|-----|-----|----|---|---|---|
| Philadelphia | 000 | 000 | 001 | 02 | 3 | 9 | 2 |
| New York | 001 | 000 | 000 | 01 | 2 | 3 | 5 |

E – Baker, Collins. **LOB** – Philadelphia 5, New York 8. **2B** – Oldring 2, Devore, Meyers. **S** – Murphy, Murray. **SB** – Doyle (1). **CS** – Baker, Snodgrass 2.

E – Devore, Merkle, Murray. **LOB** – New York 3, Philadelphia 2. **2B** – Herzog, Collins. **HR** – Baker (1). **S** – Oldring.

E – Fletcher 2, Herzog 3, Collins 2. **DP** – New York 1. **LOB** – Philadelphia 6, New York 1. **2B** – Barry, Herzog. **HR** – Baker (2). **S** – Barry, Murray. **SB** – Collins (1), Barry (1). **CS** – Davis, Devore, Murray, Merkle, Herzog, Becker.

| Philadelphia | ip | h | r | er | bb | so |
|---------------|-----|---|---|----|----|----|
| Bender (L) | 8.0 | 5 | 2 | 1 | 4 | 11 |
| New York | ip | h | r | er | bb | so |
| Mathewson (W) | 9.0 | 6 | 1 | 1 | 1 | 5 |

| New York | ip | h | r | er | bb | so |
|--------------|-----|---|---|----|----|----|
| Marquard (L) | 7.0 | 4 | 3 | 2 | 0 | 4 |
| Crandall | 1.0 | 0 | 0 | 0 | 0 | 2 |
| Philadelphia | ip | h | r | er | bb | so |
| Plank (W) | 9.0 | 5 | 1 | 1 | 0 | 8 |

| Philadelphia | ip | h | r | er | bb | so |
|---------------|------|---|---|----|----|----|
| Coombs (W) | 11.0 | 3 | 2 | 1 | 4 | 7 |
| New York | ip | h | r | er | bb | so |
| Mathewson (L) | 11.0 | 9 | 3 | 1 | 0 | 3 |

PB – Meyers. **HBP** – by Bender (Snodgrass).
T – 2:12. **A** – 38,281

WP – Marquard. **HBP** – by Plank (Snodgrass).
T – 1:52. **A** – 26,286

T – 2:25. **A** – 37,216
Umpires – Brennan, Connolly, Klem, Dinneen.

Umpires – Klem, Dinneen, Brennan, Connolly.

Umpires – Connolly, Brennan, Klem, Dinneen.

Game 4 – October 24
Philadelphia 4, New York 2

| New York | ab | r | h | bi |
|---------------|-----------|----------|----------|----------|
| Devore lf | 4 | 1 | 2 | 0 |
| Doyle 2b | 3 | 1 | 1 | 1 |
| Snodgrass cf | 3 | 0 | 0 | 1 |
| Murray rf | 4 | 0 | 0 | 0 |
| Merkle 1b | 4 | 0 | 1 | 0 |
| Herzog 3b | 4 | 0 | 0 | 0 |
| Fletcher ss | 4 | 0 | 2 | 0 |
| Meyers c | 4 | 0 | 1 | 0 |
| Mathewson p | 1 | 0 | 0 | 0 |
| Becker ph | 1 | 0 | 0 | 0 |
| Wiltse p | 0 | 0 | 0 | 0 |
| Totals | 32 | 2 | 7 | 2 |

| Philadelphia | ab | r | h | bi |
|---------------|-----------|----------|-----------|----------|
| Lord lf | 4 | 0 | 1 | 0 |
| Oldring cf | 3 | 0 | 0 | 0 |
| Collins 2b | 3 | 1 | 2 | 0 |
| Baker 3b | 3 | 1 | 2 | 1 |
| Murphy rf | 4 | 1 | 2 | 1 |
| Davis 1b | 4 | 1 | 1 | 1 |
| Barry ss | 4 | 0 | 3 | 0 |
| Thomas c | 3 | 0 | 0 | 1 |
| Bender p | 4 | 0 | 0 | 0 |
| Totals | 32 | 4 | 11 | 4 |

| | | | | | | |
|--------------|-----|-----|-----|---|----|---|
| New York | 200 | 000 | 000 | 2 | 7 | 3 |
| Philadelphia | 000 | 310 | 00x | 4 | 11 | 1 |

E – Fletcher, Baker, Murray, Mathewson.
DP – Philadelphia 1. **LOB** – New York 6, Philadelphia 8. **2B** – Merkle, Meyers, Baker 2, Murphy 2, Davis, Barry 2. **3B** – Doyle. **S** – Oldring, Collins. **SF** – Snodgrass, Thomas. **CS** – Murphy.

| New York | ip | h | r | er | bb | so |
|---------------------|-----------|----------|----------|-----------|-----------|-----------|
| Mathewson (L) | 7.0 | 10 | 4 | 4 | 1 | 5 |
| Wiltse | 1.0 | 1 | 0 | 0 | 0 | 1 |
| Philadelphia | ip | h | r | er | bb | so |
| Bender (W) | 9.0 | 7 | 2 | 2 | 2 | 4 |

T – 1:49. **A** – 24,355
Umpires – Dinneen, Klem, Connolly, Brennan.

Game 5 – October 25
New York 4, Philadelphia 3 (10)

| Philadelphia | ab | r | h | bi |
|---------------|-----------|----------|----------|----------|
| Lord lf | 5 | 0 | 0 | 0 |
| Oldring cf | 5 | 1 | 2 | 3 |
| Collins 2b | 3 | 0 | 0 | 0 |
| Baker 3b | 4 | 0 | 0 | 0 |
| Murphy rf | 4 | 0 | 1 | 0 |
| Davis 1b | 4 | 0 | 0 | 0 |
| Barry ss | 4 | 0 | 1 | 0 |
| Lapp c | 4 | 1 | 1 | 0 |
| Coombs p | 4 | 1 | 2 | 0 |
| Strunk pr | 0 | 0 | 0 | 0 |
| Plank p | 0 | 0 | 0 | 0 |
| Totals | 37 | 3 | 7 | 3 |

| New York | ab | r | h | bi |
|---------------|-----------|----------|----------|----------|
| Devore lf | 5 | 0 | 1 | 1 |
| Doyle 2b | 5 | 1 | 4 | 0 |
| Snodgrass cf | 4 | 0 | 0 | 0 |
| Murray rf | 5 | 0 | 0 | 0 |
| Merkle 1b | 2 | 1 | 0 | 1 |
| Herzog 3b | 4 | 0 | 1 | 0 |
| Fletcher ss | 4 | 1 | 1 | 0 |
| Meyers c | 3 | 0 | 1 | 1 |
| Marquard p | 0 | 0 | 0 | 0 |
| Becker ph | 1 | 0 | 0 | 0 |
| Ames p | 1 | 0 | 0 | 0 |
| Crandall ph-p | 1 | 1 | 1 | 1 |
| Totals | 35 | 4 | 9 | 4 |

| | | | | | | | |
|--------------|-----|-----|-----|---|---|---|---|
| Philadelphia | 003 | 000 | 000 | 0 | 3 | 7 | 1 |
| New York | 000 | 000 | 102 | 1 | 4 | 9 | 2 |

E – Fletcher, Doyle, Collins. **DP** – Philadelphia 1, New York 1. **LOB** – Philadelphia 5, New York 6. **2B** – Doyle 2, Fletcher, Crandall. **HR** – Oldring (1). **S** – Snodgrass. **SF** – Merkle, Meyers. **SB** – Collins (2), Barry (2), Doyle (2), Herzog (1). **CS** – Murphy, Barry, Devore, Meyers.

| Philadelphia | ip | h | r | er | bb | so |
|-----------------|-----------|----------|----------|-----------|-----------|-----------|
| Coombs | 9.0 | 8 | 3 | 2 | 2 | 9 |
| Plank (L) | 0.2 | 1 | 1 | 1 | 0 | 0 |
| New York | ip | h | r | er | bb | so |
| Marquard | 3.0 | 3 | 3 | 0 | 1 | 2 |
| Ames | 4.0 | 2 | 0 | 0 | 0 | 2 |
| Crandall (W) | 3.0 | 2 | 0 | 0 | 0 | 0 |

WP – Crandall. **HBP** – by Coombs (Merkle).
T – 2:33. **A** – 33,228
Umpires – Klem, Dinneen, Connolly, Brennan.

Game 6 – October 26
Philadelphia 13, New York 2

| New York | ab | r | h | bi |
|---------------|-----------|----------|----------|----------|
| Devore lf | 4 | 0 | 0 | 0 |
| Doyle 2b | 4 | 1 | 1 | 0 |
| Snodgrass cf | 4 | 0 | 0 | 0 |
| Murray rf | 3 | 0 | 0 | 0 |
| Merkle 1b | 4 | 0 | 0 | 0 |
| Herzog 3b | 4 | 1 | 1 | 0 |
| Fletcher ss | 4 | 0 | 0 | 1 |
| Meyers c | 3 | 0 | 1 | 0 |
| Wilson c | 1 | 0 | 0 | 0 |
| Ames p | 1 | 0 | 1 | 0 |
| Crandall ph | 0 | 0 | 0 | 0 |
| Wiltse p | 1 | 0 | 0 | 0 |
| Marquard p | 0 | 0 | 0 | 0 |
| Totals | 33 | 2 | 4 | 1 |

| Philadelphia | ab | r | h | bi |
|---------------|-----------|-----------|-----------|----------|
| Lord lf | 5 | 1 | 3 | 1 |
| Oldring cf | 5 | 1 | 1 | 0 |
| Collins 2b | 4 | 1 | 0 | 1 |
| Baker 3b | 5 | 2 | 2 | 1 |
| Murphy rf | 4 | 3 | 4 | 1 |
| Davis 1b | 4 | 2 | 1 | 2 |
| McInnis 1b | 0 | 0 | 0 | 0 |
| Barry ss | 2 | 2 | 1 | 2 |
| Thomas c | 3 | 1 | 1 | 0 |
| Bender p | 4 | 0 | 0 | 0 |
| Totals | 36 | 13 | 13 | 8 |

| | | | | | | |
|--------------|-----|-----|-----|----|----|---|
| New York | 100 | 000 | 001 | 2 | 4 | 3 |
| Philadelphia | 001 | 401 | 70x | 13 | 13 | 5 |

E – Barry 3, Merkle, Murray, Oldring, Ames, Murphy. **LOB** – New York 6, Philadelphia 3. **2B** – Doyle, Lord 2, Murphy, Barry. **S** – Collins, Barry. **SF** – Barry. **SB** – Herzog (2). **CS** – Devore, Thomas.

| New York | ip | h | r | er | bb | so |
|---------------------|-----------|----------|----------|-----------|-----------|-----------|
| Ames (L) | 4.0 | 4 | 5 | 2 | 1 | 4 |
| Wiltse | 2.1 | 7 | 8 | 7 | 0 | 1 |
| Marquard | 1.2 | 2 | 0 | 0 | 0 | 2 |
| Philadelphia | ip | h | r | er | bb | so |
| Bender (W) | 9.0 | 4 | 2 | 0 | 2 | 5 |

WP – Bender, Marquard.
T – 2:12. **A** – 20,485
Umpires – Connolly, Brennan, Klem, Dinneen.

1913 WORLD SERIES

The A's win their third World Championship over a four-year span as they defeat the New York Giants, four games to one. The A's use just three pitchers in the series with all going the distance, including Chief Bender, who wins Games 1 and 4, and Eddie Plank, who posts a 1-1 record and a 0.95 ERA. Frank Baker paces the A's offense with a .450 batting average and matches Wally Schang for the team-lead with seven RBI. Eddie Collins hits .421 and steals three bases.

Bender allows 11 hits in Game 1 at New York, but the A's defeat the Giants, 6-4. Collins goes 3 for 3 and scores three runs and Baker is 3 for 4 with three RBI, including a two-run home run. The A's lone loss comes in a Game 2 at Philadelphia, a 3-0 decision in 10 innings. Plank tosses nine shutout innings before allowing three runs in the top of the 10th, while Christy Mathewson blanks the A's on eight hits. The series returns to Philadelphia for Game 3 and the A's score five times in the first two innings en route to an 8-2 win. Collins has his second three-hit game of the series and drives in three runs and Joe Bush tosses a five hitter. The A's take a 6-0 lead into the seventh inning of Game 4 at Philadelphia and hold on to win 6-5. Jack Barry has three hits and Schang goes 2 for 2 with four RBI. The A's then clinch the series at New York with a 3-1 win in Game 5 as Plank tosses a two-hitter, allowing just one unearned run in the fifth inning. The A's score early again as Baker has a sacrifice fly in the first inning and a RBI single in the A's two-run third.

FINAL STATISTICS

| PLAYER | AVG | G | AB | R | H | TB | 2B | 3B | HR | RBI | SH | SF | HP | BB | IBB | SO | SB | CS | DP | E | SLG | OBP |
|---------------|-------------|----------|------------|-----------|-----------|-----------|----------|----------|----------|-----------|----------|----------|----------|----------|----------|-----------|----------|----------|----------|----------|-------------|-------------|
| Baker | .450 | 5 | 20 | 2 | 9 | 12 | 0 | 0 | 1 | 7 | 0 | 1 | 0 | 0 | - | 2 | 1 | 1 | 0 | 1 | .600 | .429 |
| Barry | .300 | 5 | 20 | 3 | 6 | 9 | 3 | 0 | 0 | 1 | 0 | 0 | 0 | 0 | - | 0 | 0 | 0 | 0 | 1 | .450 | .300 |
| Bender | .000 | 2 | 8 | 0 | 0 | 0 | 0 | 0 | 0 | 1 | 0 | 0 | 0 | 0 | - | 1 | 0 | 0 | 0 | 0 | .000 | .000 |
| Bush | .250 | 1 | 4 | 0 | 1 | 1 | 0 | 0 | 0 | 0 | 0 | 0 | 0 | 0 | - | 1 | 0 | 0 | 0 | 0 | .250 | .250 |
| Collins | .421 | 5 | 19 | 5 | 8 | 12 | 0 | 2 | 0 | 3 | 2 | 0 | 0 | 1 | - | 2 | 3 | 0 | 0 | 1 | .632 | .450 |
| Lapp | .250 | 1 | 4 | 0 | 1 | 1 | 0 | 0 | 0 | 0 | 0 | 0 | 0 | 0 | - | 1 | 0 | 0 | 0 | 0 | .250 | .250 |
| McInnis | .118 | 5 | 17 | 1 | 2 | 3 | 1 | 0 | 0 | 2 | 2 | 1 | 0 | 0 | - | 2 | 0 | 0 | 0 | 0 | .176 | .111 |
| Murphy | .227 | 5 | 22 | 2 | 5 | 5 | 0 | 0 | 0 | 0 | 0 | 0 | 0 | 2 | - | 0 | 0 | 1 | 0 | 0 | .227 | .292 |
| Oldring | .273 | 5 | 22 | 5 | 6 | 8 | 0 | 1 | 0 | 0 | 0 | 0 | 0 | 0 | - | 1 | 1 | 0 | 0 | 0 | .364 | .273 |
| Plank | .143 | 2 | 7 | 0 | 1 | 1 | 0 | 0 | 0 | 0 | 0 | 0 | 0 | 0 | - | 0 | 0 | 0 | 0 | 1 | .143 | .143 |
| Schang | .357 | 4 | 14 | 2 | 5 | 10 | 0 | 1 | 1 | 7 | 0 | 0 | 0 | 2 | - | 4 | 0 | 0 | 0 | 1 | .714 | .438 |
| Strunk | .118 | 5 | 17 | 3 | 2 | 2 | 0 | 0 | 0 | 0 | 1 | 0 | 0 | 2 | - | 2 | 0 | 0 | 0 | 0 | .118 | .211 |
| Totals | .264 | 5 | 174 | 23 | 46 | 64 | 4 | 4 | 2 | 21 | 5 | 2 | 0 | 7 | - | 16 | 5 | 2 | 0 | 5 | .368 | .290 |

| PITCHER | W | L | ERA | G | GS | CG | GF | SHO | SV | IP | H | R | ER | HR | HB | BB | IBB | SO | WP | BK | AVG |
|---------------|----------|----------|-------------|----------|----------|----------|----------|----------|----------|-------------|-----------|-----------|-----------|----------|----------|----------|----------|-----------|----------|----------|-------------|
| Bender | 2 | 0 | 4.00 | 2 | 2 | 2 | 0 | 0 | - | 18.0 | 19 | 9 | 8 | 1 | 1 | 1 | - | 9 | 0 | 0 | .271 |
| Bush | 1 | 0 | 1.00 | 1 | 1 | 1 | 0 | 0 | - | 9.0 | 5 | 2 | 1 | 0 | 1 | 4 | - | 3 | 0 | 0 | .172 |
| Plank | 1 | 1 | 0.95 | 2 | 2 | 2 | 0 | 0 | - | 19.0 | 9 | 4 | 2 | 0 | 1 | 3 | - | 7 | 0 | 0 | .138 |
| Totals | 4 | 1 | 2.15 | 5 | 5 | 5 | 0 | 0 | - | 46.0 | 33 | 15 | 11 | 1 | 3 | 8 | - | 19 | 0 | 0 | .201 |

Game 1 – October 7
Philadelphia 6, New York 4

| Philadelphia | ab | r | h | bi |
|---------------|-----------|----------|-----------|----------|
| Murphy rf | 4 | 0 | 1 | 0 |
| Oldring lf | 4 | 0 | 1 | 0 |
| Collins 2b | 3 | 3 | 3 | 0 |
| Baker 3b | 4 | 1 | 3 | 3 |
| McInnis 1b | 3 | 0 | 1 | 1 |
| Strunk cf | 4 | 1 | 0 | 0 |
| Barry ss | 4 | 1 | 1 | 0 |
| Schang c | 4 | 0 | 1 | 2 |
| Bender p | 4 | 0 | 0 | 0 |
| Totals | 34 | 6 | 11 | 6 |

| New York | ab | r | h | bi |
|---------------|-----------|----------|-----------|----------|
| Shafer cf | 5 | 0 | 1 | 0 |
| Doyle 2b | 4 | 1 | 2 | 2 |
| Fletcher ss | 4 | 0 | 2 | 1 |
| Burns lf | 4 | 0 | 1 | 1 |
| Herzog 3b | 4 | 0 | 0 | 0 |
| Murray rf | 4 | 0 | 2 | 0 |
| Meyers c | 4 | 0 | 0 | 0 |
| Merkle 1b | 4 | 2 | 2 | 0 |
| Marquard p | 0 | 0 | 0 | 0 |
| McCormick | 1 | 1 | 1 | 0 |
| Crandall p | 1 | 0 | 0 | 0 |
| Tesreau p | 0 | 0 | 0 | 0 |
| McLean ph | 1 | 0 | 0 | 0 |
| Totals | 36 | 4 | 11 | 4 |

| | | | | | | |
|--------------|-----|-----|-----|---|----|---|
| Philadelphia | 000 | 320 | 010 | 6 | 11 | 1 |
| New York | 001 | 030 | 000 | 4 | 11 | 0 |

E – Barry. **DP** – Philadelphia 1. **LOB** – Philadelphia 4, New York 6. **2B** – McInnis, Barry, Burns. **3B** – Collins. **HR** – Baker (1). **S** – McInnis, Marquard. **SB** – Collins (1). **CS** – Murphy, Baker, Fletcher.

| Philadelphia | ip | h | r | er | bb | so |
|-----------------|-----------|----------|----------|-----------|-----------|-----------|
| Bender (W) | 9.0 | 11 | 4 | 3 | 0 | 4 |
| New York | ip | h | r | er | bb | so |
| Marquard (L) | 5.0 | 8 | 5 | 5 | 1 | 1 |
| Crandall | 2.0 | 3 | 1 | 1 | 0 | 1 |
| Tesreau | 2.0 | 0 | 0 | 0 | 1 | 1 |

Crandall pitched to three batters in the 8th

T – 2:06. **A** – 36,291

Umpires – Klem, Egan, Rigler, Connolly.

Game 2 – October 8
New York 3, Philadelphia 0 (10)

| New York | ab | r | h | bi |
|---------------|-----------|----------|----------|----------|
| Herzog 3b | 5 | 1 | 0 | 0 |
| Doyle 2b | 4 | 0 | 0 | 0 |
| Fletcher ss | 5 | 0 | 2 | 2 |
| Burns lf | 4 | 0 | 0 | 0 |
| Shafer cf | 5 | 0 | 0 | 0 |
| Murray rf | 4 | 0 | 0 | 0 |
| McLean c | 4 | 0 | 2 | 0 |
| Grant pr | 0 | 1 | 0 | 0 |
| Wilson c | 0 | 0 | 0 | 0 |
| Snodgrass 1b | 1 | 0 | 1 | 0 |
| Wiltse pr-1b | 2 | 0 | 0 | 0 |
| Mathewson p | 3 | 1 | 2 | 1 |
| Totals | 37 | 3 | 7 | 3 |

| Philadelphia | ab | r | h | bi |
|---------------|-----------|----------|----------|----------|
| Murphy rf | 5 | 0 | 0 | 0 |
| Oldring lf | 5 | 0 | 1 | 0 |
| Collins 2b | 4 | 0 | 1 | 0 |
| Baker 3b | 5 | 0 | 2 | 0 |
| McInnis 1b | 4 | 0 | 0 | 0 |
| Strunk cf | 3 | 0 | 1 | 0 |
| Barry ss | 4 | 0 | 1 | 0 |
| Lapp c | 4 | 0 | 1 | 0 |
| Plank p | 4 | 0 | 1 | 0 |
| Totals | 38 | 0 | 8 | 0 |

| | | | | | | | |
|--------------|-----|-----|-----|---|---|---|---|
| New York | 000 | 000 | 000 | 3 | 3 | 7 | 2 |
| Philadelphia | 000 | 000 | 000 | 0 | 0 | 8 | 2 |

E – Baker, Doyle 2, Collins. **LOB** – New York 8, Philadelphia 10. **S** – Collins, Wiltse. **CS** – Shafer.

| New York | ip | h | r | er | bb | so |
|---------------------|-----------|----------|----------|-----------|-----------|-----------|
| Mathewson (W) | 10.0 | 8 | 0 | 0 | 1 | 5 |
| Philadelphia | ip | h | r | er | bb | so |
| Plank (L) | 10.0 | 7 | 3 | 2 | 2 | 6 |

HBP – by Plank (Doyle).

T – 2:22. **A** – 20,563

Umpires – Connolly, Rigler, Klem, Egan.

Game 3 – October 9
Philadelphia 8, New York 2

| Philadelphia | ab | r | h | bi |
|---------------|-----------|----------|-----------|----------|
| Murphy rf | 5 | 1 | 2 | 0 |
| Oldring lf | 5 | 3 | 2 | 0 |
| Collins 2b | 5 | 2 | 3 | 3 |
| Baker 3b | 4 | 1 | 2 | 2 |
| McInnis 1b | 4 | 0 | 0 | 0 |
| Strunk cf | 4 | 0 | 0 | 0 |
| Barry ss | 4 | 0 | 1 | 0 |
| Schang c | 4 | 1 | 1 | 1 |
| Bush p | 4 | 0 | 1 | 0 |
| Totals | 39 | 8 | 12 | 6 |

| New York | ab | r | h | bi |
|---------------|-----------|----------|----------|----------|
| Herzog 3b | 4 | 0 | 0 | 0 |
| Doyle 2b | 4 | 0 | 1 | 0 |
| Fletcher ss | 2 | 0 | 1 | 0 |
| Burns lf | 4 | 0 | 0 | 0 |
| Shafer cf | 3 | 1 | 1 | 0 |
| Murray rf | 3 | 1 | 1 | 1 |
| McLean c | 2 | 0 | 1 | 1 |
| Cooper pr | 0 | 0 | 0 | 0 |
| Wilson c | 2 | 0 | 0 | 0 |
| Merkle 1b | 2 | 0 | 0 | 0 |
| Wiltse pr-1b | 0 | 0 | 0 | 0 |
| Tesreau p | 2 | 0 | 0 | 0 |
| Crandall p | 1 | 0 | 0 | 0 |
| Totals | 29 | 2 | 5 | 2 |

| | | | | | | |
|--------------|-----|-----|-----|---|----|---|
| Philadelphia | 320 | 000 | 210 | 8 | 12 | 1 |
| New York | 000 | 010 | 100 | 2 | 5 | 1 |

E – Schang, Fletcher. **DP** – Philadelphia 3, New York 1. **LOB** – Philadelphia 4, New York 5. **2B** – Shafer. **3B** – Collins. **HR** – Schang (1). **SB** – Oldring (1), Collins (2), Baker (1), Fletcher (1), Murray (1), Cooper (1). **CS** – Murray.

| Philadelphia | ip | h | r | er | bb | so |
|-----------------|-----------|----------|----------|-----------|-----------|-----------|
| Bush (W) | 9.0 | 5 | 2 | 1 | 4 | 3 |
| New York | ip | h | r | er | bb | so |
| Tesreau (L) | 6.1 | 11 | 7 | 6 | 0 | 3 |
| Crandall | 2.2 | 1 | 1 | 1 | 0 | 1 |

HBP – by Bush (Fletcher).

T – 2:11. **A** – 36,896

Umpires – Rigler, Connolly, Klem, Egan.

Game 4 – October 10
Philadelphia 6, New York 5

Game 5 – October 11
Philadelphia 3, New York 1

| New York | ab | r | h | bi | Philadelphia | ab | r | h | bi |
|-----------------|-----------|----------|----------|-----------|---------------------|-----------|----------|----------|-----------|
| Snodgrass cf | 2 | 0 | 0 | 0 | Murphy rf | 3 | 1 | 2 | 0 |
| Herzog 3b | 2 | 0 | 1 | 0 | Oldring lf | 4 | 2 | 0 | 0 |
| Doyle 2b | 4 | 0 | 0 | 0 | Collins 2b | 3 | 0 | 1 | 0 |
| Fletcher ss | 4 | 1 | 0 | 0 | Baker 3b | 3 | 0 | 2 | 2 |
| Burns lf | 4 | 2 | 2 | 1 | McInnis 1b | 2 | 0 | 0 | 1 |
| Shafer 3b-cf | 4 | 0 | 1 | 1 | Strunk cf | 4 | 0 | 0 | 0 |
| Murray rf | 2 | 1 | 1 | 0 | Barry ss | 4 | 0 | 0 | 0 |
| McLean c | 2 | 0 | 2 | 0 | Schang c | 4 | 0 | 1 | 0 |
| Cooper pr | 0 | 0 | 0 | 0 | Plank p | 3 | 0 | 0 | 0 |
| Wilson c | 1 | 0 | 0 | 0 | Totals | 30 | 3 | 6 | 3 |
| Crandall ph | 1 | 0 | 0 | 0 | | | | | |
| Merkle 1b | 4 | 1 | 1 | 3 | New York | ab | r | h | bi |
| Demaree p | 1 | 0 | 0 | 0 | Herzog 3b | 4 | 0 | 0 | 0 |
| McCormick ph | 1 | 0 | 0 | 0 | Doyle 2b | 4 | 0 | 0 | 0 |
| Marquard p | 1 | 0 | 0 | 0 | Fletcher ss | 3 | 0 | 0 | 0 |
| Grant ph | 1 | 0 | 0 | 0 | Burns lf | 3 | 0 | 0 | 0 |
| Totals | 34 | 5 | 8 | 5 | Shafer cf | 2 | 1 | 0 | 0 |

| Philadelphia | ab | r | h | bi | New York | ab | r | h | bi |
|---------------------|-----------|----------|----------|-----------|-----------------|-----------|----------|----------|-----------|
| Murphy rf | 5 | 0 | 0 | 0 | Herzog 3b | 4 | 0 | 0 | 0 |
| Oldring lf | 4 | 0 | 2 | 0 | Doyle 2b | 4 | 0 | 0 | 0 |
| Collins 2b | 4 | 0 | 0 | 0 | Fletcher ss | 3 | 0 | 0 | 0 |
| Baker 3b | 4 | 0 | 0 | 0 | Burns lf | 3 | 0 | 0 | 0 |
| McInnis 1b | 4 | 1 | 1 | 0 | Shafer cf | 2 | 1 | 0 | 0 |
| Strunk cf | 2 | 2 | 1 | 0 | Murray rf | 3 | 0 | 0 | 0 |
| Barry ss | 4 | 2 | 3 | 1 | McLean c | 3 | 0 | 1 | 1 |
| Schang c | 2 | 1 | 2 | 4 | Merkle 1b | 3 | 0 | 0 | 0 |
| Bender p | 4 | 0 | 0 | 1 | Mathewson p | 2 | 0 | 1 | 0 |
| Totals | 33 | 6 | 9 | 6 | Crandall ph | 1 | 0 | 0 | 0 |

| | | | | | | |
|--------------|-----|-----|-----|---|---|---|
| New York | 000 | 000 | 320 | 5 | 8 | 2 |
| Philadelphia | 010 | 320 | 00x | 6 | 9 | 0 |

E – Plank, Doyle, Burns. **DP** – Philadelphia 2. **LOB** – Philadelphia 5, New York 1. **SH** – Collins, McInnis. **SF** – Baker, McInnis.

| Philadelphia | ip | h | r | er | bb | so |
|---------------------|-----------|----------|----------|-----------|-----------|-----------|
| Plank (W) | 9.0 | 2 | 1 | 0 | 1 | 1 |
| New York | ip | h | r | er | bb | so |
| Mathewson (L) | 9.0 | 6 | 3 | 2 | 1 | 2 |

T – 1:39. **A** – 36,632
Umpires – Klem, Egan, Rigler, Connolly.

| New York | ip | h | r | er | bb | so |
|---------------------|-----------|----------|----------|-----------|-----------|-----------|
| Demaree (L) | 4.0 | 7 | 4 | 2 | 1 | 0 |
| Marquard | 4.0 | 2 | 2 | 2 | 2 | 2 |
| Philadelphia | ip | h | r | er | bb | so |
| Bender (W) | 9.0 | 8 | 5 | 5 | 1 | 5 |

HBP – by Bender (Murray). **PB** – McLean.
T – 2:09. **A** – 20,568
Umpires – Egan, Clem, Connolly, Rigler.

1914 WORLD SERIES

The A's return to the World Series for the fourth time in five years but are swept in four games by the Boston Braves. The pitching staff posts a 3.41 ERA in the series, including 1.00 by Eddie Plank. The offense is held to a .172 batting average and scores just six runs in the four games. Frank Baker leads the A's with four hits in the series.

The A's drop a 7-1 decision in Game 1 at Philadelphia as Dick Rudolph limits the A's to an unearned run in the second inning. Chief Bender takes the loss, allowing six runs in 5.1 innings. Bill James shuts out the A's 1-0 in Game 2, yielding just two hits. The game is scoreless over the first eight innings before Plank allows a Les Mann RBI single with two outs in the top of the ninth. The series moves to Boston for Game 3, a 5-4 A's loss in 12 innings. The score is tied at 2-2 when Frank Baker delivers a two-run single in the top of the 10th inning. Joe Bush, who goes the distance for the A's, then allows two runs in the bottom of the 10th. Bush takes the loss when his own throwing error on a Herbie Moran sacrifice bunt attempt in the 12th allows the winning run to score. The A's then drop a 3-1 decision in Game 4 as Rudolph again holds the A's to just one run. Starting pitcher Bob Shawkey allows three runs in 5.0 innings for the loss.

FINAL STATISTICS

| PLAYER | AVG | G | AB | R | H | TB | 2B | 3B | HR | RBI | SH | SF | HP | BB | IBB | SO | SB | CS | DP | E | SLG | OBP |
|---------------|-------------|----------|------------|----------|-----------|-----------|----------|----------|----------|----------|----------|----------|----------|-----------|----------|-----------|----------|----------|----------|----------|-------------|-------------|
| Baker | .250 | 4 | 16 | 0 | 4 | 6 | 2 | 0 | 0 | 2 | 0 | 0 | 0 | 1 | - | 3 | 0 | 0 | 1 | 0 | .375 | .294 |
| Barry | .071 | 4 | 14 | 1 | 1 | 1 | 0 | 0 | 0 | 0 | 0 | 0 | 0 | 1 | - | 3 | 1 | 0 | 0 | 1 | .071 | .133 |
| Bender | .000 | 1 | 2 | 0 | 0 | 0 | 0 | 0 | 0 | 0 | 0 | 0 | 0 | 0 | - | 0 | 0 | 0 | 0 | 0 | .000 | .000 |
| Bush | .000 | 1 | 5 | 0 | 0 | 0 | 0 | 0 | 0 | 0 | 0 | 0 | 0 | 0 | - | 2 | 0 | 0 | 0 | 1 | .000 | .000 |
| Collins | .214 | 4 | 14 | 0 | 3 | 3 | 0 | 0 | 0 | 1 | 0 | 1 | 0 | 2 | - | 1 | 1 | 0 | 0 | 0 | .214 | .294 |
| Lapp | .000 | 1 | 1 | 0 | 0 | 0 | 0 | 0 | 0 | 0 | 0 | 0 | 0 | 0 | - | 0 | 0 | 0 | 0 | 0 | .000 | .000 |
| McInnis | .143 | 4 | 14 | 2 | 2 | 3 | 1 | 0 | 0 | 0 | 0 | 0 | 0 | 3 | - | 3 | 0 | 0 | 0 | 0 | .214 | .294 |
| Murphy | .188 | 4 | 16 | 2 | 3 | 5 | 2 | 0 | 0 | 0 | 0 | 0 | 0 | 2 | - | 2 | 0 | 1 | 1 | 0 | .313 | .278 |
| Oldring | .067 | 4 | 15 | 0 | 1 | 1 | 0 | 0 | 0 | 0 | 2 | 0 | 0 | 0 | - | 5 | 0 | 1 | 0 | 0 | .067 | .067 |
| Pennock | .000 | 1 | 1 | 0 | 0 | 0 | 0 | 0 | 0 | 0 | 0 | 0 | 0 | 0 | - | 0 | 0 | 0 | 0 | 0 | .000 | .000 |
| Plank | .000 | 1 | 2 | 0 | 0 | 0 | 0 | 0 | 0 | 0 | 0 | 0 | 0 | 0 | - | 1 | 0 | 0 | 0 | 0 | .000 | .000 |
| Schang | .167 | 4 | 12 | 1 | 2 | 3 | 1 | 0 | 0 | 0 | 0 | 0 | 0 | 1 | - | 4 | 0 | 1 | 0 | 1 | .250 | .231 |
| Shawkey | .500 | 1 | 2 | 0 | 1 | 2 | 1 | 0 | 0 | 1 | 0 | 0 | 0 | 0 | - | 1 | 0 | 0 | 0 | 0 | 1.000 | .500 |
| Strunk | .286 | 2 | 7 | 0 | 2 | 2 | 0 | 0 | 0 | 0 | 0 | 0 | 0 | 0 | - | 2 | 0 | 0 | 0 | 0 | .286 | .286 |
| Walsh | .333 | 3 | 6 | 0 | 2 | 3 | 1 | 0 | 0 | 1 | 0 | 0 | 0 | 3 | - | 1 | 0 | 0 | 0 | 0 | .500 | .556 |
| Wyckoff | 1.000 | 1 | 1 | 0 | 1 | 2 | 1 | 0 | 0 | 0 | 0 | 0 | 0 | 0 | - | 0 | 0 | 0 | 0 | 0 | 2.000 | 1.000 |
| Totals | .172 | 4 | 128 | 6 | 22 | 31 | 9 | 0 | 0 | 5 | 2 | 1 | 0 | 13 | - | 28 | 2 | 3 | 2 | 3 | .242 | .246 |

| PITCHER | W | L | ERA | G | GS | CG | GF | SHO | SV | IP | H | R | ER | HR | HB | BB | IBB | SO | WP | BK | AVG |
|---------------|----------|----------|-------------|----------|----------|----------|----------|----------|----------|-------------|-----------|-----------|-----------|----------|----------|-----------|----------|-----------|----------|----------|-------------|
| Bender | 0 | 1 | 10.13 | 1 | 1 | 0 | 0 | 0 | - | 5.1 | 8 | 6 | 6 | 0 | 0 | 2 | - | 3 | 0 | 0 | .381 |
| Bush | 0 | 1 | 3.27 | 1 | 1 | 1 | 0 | 0 | - | 11.0 | 9 | 5 | 4 | 1 | 0 | 4 | - | 4 | 0 | 0 | .225 |
| Pennock | 0 | 0 | 0.00 | 1 | 0 | 0 | 1 | 0 | - | 3.0 | 2 | 0 | 0 | 0 | 0 | 2 | - | 3 | 0 | 0 | .200 |
| Plank | 0 | 1 | 1.00 | 1 | 1 | 1 | 0 | 0 | - | 9.0 | 7 | 1 | 1 | 0 | 1 | 4 | - | 6 | 0 | 0 | .212 |
| Shawkey | 0 | 1 | 3.60 | 1 | 1 | 0 | 0 | 0 | - | 5.0 | 4 | 3 | 2 | 0 | 0 | 2 | - | 0 | 0 | 0 | .222 |
| Wyckoff | 0 | 0 | 2.45 | 1 | 0 | 0 | 1 | 0 | - | 3.2 | 3 | 1 | 1 | 0 | 0 | 1 | - | 2 | 0 | 0 | .231 |
| Totals | 0 | 4 | 3.41 | 4 | 4 | 2 | 2 | 0 | - | 37.0 | 33 | 16 | 14 | 1 | 1 | 15 | - | 18 | 0 | 0 | .244 |

Game 1 – October 9
Boston 7, Philadelphia 1

Game 2 – October 10
Boston 1, Philadelphia 0

Game 3 – October 12
Boston 5, Philadelphia 4 (12)

| Boston | | | | | Boston | | | | | Philadelphia | | | | | | | | |
|---------------|-----------|----------|-----------|----------|---------------|-----------|----------|----------|----------|---------------|-----------|----------|----------|----------|--|--|--|--|
| ab | r | h | bi | | ab | r | h | bi | | ab | r | h | bi | | | | | |
| Moran rf | 5 | 0 | 0 | 0 | Mann rf | 5 | 0 | 2 | 1 | Murphy rf | 5 | 2 | 2 | 0 | | | | |
| Evers 2b | 4 | 1 | 1 | 0 | Evers 2b | 4 | 0 | 2 | 0 | Oldring lf | 5 | 0 | 0 | 0 | | | | |
| Connolly lf | 3 | 1 | 1 | 0 | Cather lf | 5 | 0 | 0 | 0 | Collins 2b | 4 | 0 | 1 | 1 | | | | |
| Whitted cf | 3 | 2 | 1 | 2 | Whitted cf | 3 | 0 | 0 | 0 | Baker 3b | 5 | 0 | 2 | 2 | | | | |
| Schmidt 1b | 4 | 1 | 2 | 1 | Schmidt 1b | 4 | 0 | 1 | 0 | McInnis 1b | 5 | 1 | 1 | 0 | | | | |
| Gowdy c | 3 | 2 | 3 | 1 | Gowdy c | 2 | 0 | 0 | 0 | Walsh cf | 4 | 0 | 1 | 1 | | | | |
| Maranville ss | 4 | 0 | 2 | 2 | Maranville ss | 2 | 0 | 1 | 0 | Barry ss | 5 | 0 | 0 | 0 | | | | |
| Deal 3b | 4 | 0 | 0 | 0 | Deal 3b | 4 | 1 | 1 | 0 | Schang c | 4 | 1 | 1 | 0 | | | | |
| Rudolph p | 4 | 0 | 1 | 0 | James p | 4 | 0 | 0 | 0 | Bush p | 5 | 0 | 0 | 0 | | | | |
| Totals | 34 | 7 | 11 | 6 | Totals | 33 | 1 | 7 | 1 | Totals | 42 | 4 | 8 | 4 | | | | |

| Philadelphia | | | | | Philadelphia | | | | | Boston | | | | | | | | |
|---------------|-----------|----------|----------|----------|---------------|-----------|----------|----------|----------|---------------|---|---|----|---|--|--|--|--|
| ab | r | h | bi | | ab | r | h | bi | | ab | r | h | bi | | | | | |
| Murphy rf | 4 | 0 | 1 | 0 | Murphy rf | 3 | 0 | 0 | 0 | Moran rf | 4 | 1 | 0 | 0 | | | | |
| Oldring lf | 3 | 0 | 0 | 0 | Oldring lf | 3 | 0 | 0 | 0 | Evers 2b | 5 | 0 | 3 | 0 | | | | |
| Collins 2b | 3 | 0 | 0 | 0 | Collins 2b | 3 | 0 | 1 | 0 | Connolly lf | 4 | 0 | 0 | 1 | | | | |
| Baker 3b | 4 | 0 | 1 | 0 | Baker 3b | 3 | 0 | 0 | 0 | Whitted cf | 5 | 0 | 0 | 0 | | | | |
| McInnis 1b | 2 | 1 | 0 | 0 | McInnis 1b | 3 | 0 | 0 | 0 | Schmidt 1b | 5 | 1 | 1 | 0 | | | | |
| Strunk cf | 4 | 0 | 2 | 0 | Strunk cf | 3 | 0 | 0 | 0 | Deal 3b | 5 | 0 | 1 | 0 | | | | |
| Barry ss | 4 | 0 | 0 | 0 | Barry ss | 2 | 0 | 0 | 0 | Maranville ss | 4 | 1 | 1 | 1 | | | | |
| Schang c | 2 | 0 | 0 | 0 | Schang c | 3 | 0 | 1 | 0 | Gowdy c | 4 | 1 | 3 | 2 | | | | |
| Lapp c | 1 | 0 | 0 | 0 | Plank p | 2 | 0 | 0 | 0 | Mann pr | 0 | 1 | 0 | 0 | | | | |
| Bender p | 2 | 0 | 0 | 0 | Walsh ph | 0 | 0 | 0 | 0 | Tyler p | 3 | 0 | 0 | 0 | | | | |
| Wycoff p | 1 | 0 | 1 | 0 | Totals | 25 | 0 | 2 | 0 | Devore ph | 1 | 0 | 0 | 0 | | | | |
| Totals | 30 | 1 | 5 | 0 | | | | | James p | 0 | 0 | 0 | 0 | | | | | |

| | | | | | | |
|--------------|-----|-----|-----|---|----|---|
| Boston | 020 | 013 | 010 | 7 | 11 | 2 |
| Philadelphia | 010 | 000 | 000 | 1 | 5 | 0 |

| | | | | | | |
|--------------|-----|-----|-----|---|---|---|
| Boston | 000 | 000 | 001 | 1 | 7 | 1 |
| Philadelphia | 000 | 000 | 000 | 0 | 2 | 1 |

| | | | | | | | |
|--------------|-----|-----|-----|-----|---|---|---|
| Boston | 100 | 100 | 000 | 200 | 4 | 8 | 2 |
| Philadelphia | 010 | 100 | 000 | 201 | 5 | 9 | 1 |

E – Evers, Moran. **DP** – Boston 1, Philadelphia 4. **LOB** – Boston 3, Philadelphia 6. **2B** – Gowdy, Baker, Wycoff. **3B** – Whitted, Gowdy. **SB** – Moran (1), Schmidt (1), Gowdy (1). **SH** – Oldring.

E – Maranville, Barry. **DP** – Boston 1, Philadelphia 11, Philadelphia 1. **2B** – Deal, Schang. **S** – Maranville. **SB** – Deal 2 (2), Barry (1). **CS** – Evers, Murphy, Schang.

Philadelphia 100 100 000 200 4 8 2
Boston 010 100 000 201 5 9 1
no outs when winning run scored.

| Boston | ip | h | r | er | bb | so |
|--------------|-----|---|---|----|----|----|
| Rudolph (W) | 9.0 | 5 | 1 | 0 | 3 | 8 |
| Philadelphia | ip | h | r | er | bb | so |
| Bender (L) | 5.1 | 8 | 6 | 6 | 2 | 3 |
| Wycoff | 3.2 | 3 | 1 | 1 | 1 | 2 |

| Boston | ip | h | r | er | bb | so |
|--------------|-----|---|---|----|----|----|
| James (W) | 9.0 | 2 | 0 | 0 | 3 | 8 |
| Philadelphia | ip | h | r | er | bb | so |
| Plank (L) | 9.0 | 7 | 1 | 1 | 4 | 6 |

E – Bush, Schang, Connolly. **DP** – Boston 1. **LOB** – Philadelphia 10, Boston 8. **2B** – Murphy 2, Baker, McInnis, Deal, Gowdy 2. **HR** – Gowdy (1). **SH** – Oldring, Moran. **SF** – Collins, Connolly. **SB** – Collins (1), Evers (1), Maranville 2 (2). **CS** – Maranville.

T – 1:58. **A** – 20,562

HBP – by Plank (Maranville). **PB** – Schang.

| Philadelphia | ip | h | r | er | bb | so |
|--------------|------|---|---|----|----|----|
| Bush (L) | 11.0 | 9 | 5 | 4 | 4 | 4 |
| Boston | ip | h | r | er | bb | so |
| Tyler | 10.0 | 8 | 4 | 4 | 3 | 4 |
| James (W) | 2.0 | 0 | 0 | 0 | 3 | 1 |

Umpires – Dinneen, Klem, Byron, Hildebrand.

T – 1:56. **A** – 20,562
Umpires – Hildebrand, Byron, Klem, Dinneen.

Bush pitcher to three batters in the 12th
T – 3:06. **A** – 35,520

Umpires – Klem, Dinneen, Byron, Hildebrand.

Game 4 – October 13
Boston 3, Philadelphia 1

| Philadelphia | ab | r | h | bi |
|---------------------|-----------|----------|----------|-----------|
| Murphy rf | 4 | 0 | 0 | 0 |
| Oldring lf | 4 | 0 | 1 | 0 |
| Collins 2b | 4 | 0 | 1 | 0 |
| Baker 3b | 4 | 0 | 1 | 0 |
| McInnis 1b | 4 | 0 | 1 | 0 |
| Walsh cf | 2 | 0 | 1 | 0 |
| Barry ss | 3 | 1 | 1 | 0 |
| Schang c | 3 | 0 | 0 | 0 |
| Shawkey p | 2 | 0 | 1 | 1 |
| Pennock p | 1 | 0 | 0 | 0 |
| Totals | 31 | 1 | 7 | 1 |

| Boston | ab | r | h | bi |
|---------------|-----------|----------|----------|-----------|
| Moran rf | 4 | 1 | 1 | 0 |
| Evers 2b | 3 | 1 | 1 | 2 |
| Connolly lf | 2 | 0 | 0 | 0 |
| Mann ph-1f | 2 | 0 | 0 | 0 |
| Whitted cf | 3 | 0 | 2 | 0 |
| Schmidt 1b | 4 | 0 | 1 | 1 |
| Gowdy c | 2 | 0 | 0 | 0 |
| Maranville ss | 3 | 0 | 0 | 0 |
| Deal 3b | 3 | 0 | 0 | 0 |
| Rudolph p | 2 | 1 | 1 | 0 |
| Totals | 28 | 3 | 6 | 3 |

| | | | | | | |
|--------------|-----|-----|-----|---|---|---|
| Philadelphia | 000 | 010 | 000 | 1 | 7 | 0 |
| Boston | 000 | 120 | 00x | 3 | 6 | 0 |

LOB – Philadelphia 4, Boston 5. **2B** – Walsh, Shawkey, Moran. **SB** – Whitted (1). **CS** – Oldring, Schmidt.

| Philadelphia | ip | h | r | er | bb | so |
|---------------------|-----------|----------|----------|-----------|-----------|-----------|
| Shawkey (L) | 5.0 | 4 | 3 | 3 | 2 | 0 |
| Pennock | 3.0 | 2 | 0 | 0 | 2 | 3 |
| Boston | ip | h | r | er | bb | so |
| Rudolph (W) | 9.0 | 7 | 1 | 1 | 1 | 7 |

WP – Rudolph. **PB** – Schang.

T – 1:49. **A** – 34,362

Umpires – Byron, Hildebrand, Klem, Dineen

1929 WORLD SERIES

The A's return to the World Series for the first time in 15 years and win their fourth World Championship, besting the Chicago Cubs four games to one. The pitching staff posts a 2.40 ERA, including 1.42 by Howard Ehmke. The offense hits .281 and scores 26 runs in the five-game series. Jimmy Dykes hits .421 and Mickey Cochrane adds a .400 batting average. Jimmie Foxx, Mule Haas and Al Simmons all hit two home runs each.

Ehmke strikes out 13 and tosses an eight-hitter in the opener as the A's win 3-1 at Chicago. Foxx breaks a scoreless tie with a solo home run in the seventh inning and the A's have a 3-0 lead before Ehmke allows an unearned run in the bottom of the ninth. In Game 2, Simmons drives in four runs and Foxx is 3 for 5 with three RBI and his second home run in a 9-3 victory. The series moves to Philadelphia for Game 3 when the A's lose their only game of the series, 3-1. George Earnshaw goes the distance and strikes out 10, after tossing 4.2 innings two days earlier. The A's fall behind 8-0 in Game 4 before scoring 10 times in the bottom of the seventh inning to win, 10-8. Haas and Simmons both homer in the inning and Haas and Jimmy Dykes drive in three runs each as the A's send 15 batters to the plate. Philadelphia then clinches the series with a 3-2 win in Game 5. Ehmke allows two runs in 3.2 innings before Rube Walberg comes on to pitch 5.1 innings of scoreless relief. The A's trail 2-0 entering the bottom of the ninth before Haas hits a two-run home run to tie the game. Bing Miller then has a walk-off double to drive in Simmons and win the series.

FINAL STATISTICS

| PLAYER | AVG | G | AB | R | H | TB | 2B | 3B | HR | RBI | SH | SF | HP | BB | IBB | SO | SB | CS | DP | E | SLG | OBP |
|---------------|-------------|----------|------------|-----------|-----------|-----------|----------|----------|----------|-----------|----------|----------|----------|-----------|----------|-----------|----------|----------|----------|----------|-------------|-------------|
| Bishop | .190 | 5 | 21 | 2 | 4 | 4 | 0 | 0 | 0 | 1 | 0 | 0 | 0 | 2 | - | 3 | 0 | 0 | 0 | 0 | .190 | .261 |
| Boley | .235 | 5 | 17 | 1 | 4 | 4 | 0 | 0 | 0 | 1 | 3 | 0 | 0 | 0 | - | 3 | 0 | 0 | 1 | 0 | .235 | .235 |
| Burns | .000 | 1 | 2 | 0 | 0 | 0 | 0 | 0 | 0 | 0 | 0 | 0 | 0 | 0 | - | 1 | 0 | 0 | 0 | 0 | .000 | .000 |
| Cochrane | .400 | 5 | 15 | 5 | 6 | 7 | 1 | 0 | 0 | 0 | 0 | 0 | 0 | 7 | - | 0 | 0 | 0 | 1 | 0 | .467 | .591 |
| Dykes | .421 | 5 | 19 | 2 | 8 | 9 | 1 | 0 | 0 | 4 | 0 | 0 | 0 | 1 | - | 1 | 0 | 0 | 0 | 2 | .474 | .450 |
| Earnshaw | .000 | 2 | 5 | 1 | 0 | 0 | 0 | 0 | 0 | 0 | 1 | 0 | 0 | 0 | - | 4 | 0 | 0 | 0 | 0 | .000 | .000 |
| Ehmke | .200 | 2 | 5 | 0 | 1 | 1 | 0 | 0 | 0 | 0 | 0 | 0 | 0 | 0 | - | 0 | 0 | 0 | 0 | 0 | .200 | .200 |
| Foxx | .350 | 5 | 20 | 5 | 7 | 14 | 1 | 0 | 2 | 5 | 0 | 0 | 0 | 1 | - | 1 | 0 | 0 | 2 | 0 | .700 | .381 |
| French | .000 | 1 | 1 | 0 | 0 | 0 | 0 | 0 | 0 | 0 | 0 | 0 | 0 | 0 | - | 1 | 0 | 0 | 0 | 0 | .000 | .000 |
| Grove | .000 | 2 | 2 | 0 | 0 | 0 | 0 | 0 | 0 | 0 | 0 | 0 | 0 | 0 | - | 1 | 0 | 0 | 0 | 0 | .000 | .000 |
| Haas | .238 | 5 | 21 | 3 | 5 | 11 | 0 | 0 | 2 | 6 | 1 | 0 | 0 | 1 | - | 3 | 0 | 0 | 0 | 0 | .524 | .273 |
| Miller | .368 | 5 | 19 | 1 | 7 | 8 | 1 | 0 | 4 | 1 | 0 | 1 | 0 | 0 | - | 2 | 0 | 2 | 0 | 1 | .421 | .400 |
| Quinn | .000 | 1 | 2 | 0 | 0 | 0 | 0 | 0 | 0 | 0 | 0 | 0 | 0 | 0 | - | 2 | 0 | 0 | 0 | 0 | .000 | .000 |
| Simmons | .300 | 5 | 20 | 6 | 6 | 13 | 1 | 0 | 2 | 5 | 0 | 1 | 0 | 1 | - | 4 | 0 | 0 | 0 | 0 | .650 | .318 |
| Summa | .000 | 1 | 1 | 0 | 0 | 0 | 0 | 0 | 0 | 0 | 0 | 0 | 0 | 0 | - | 1 | 0 | 0 | 0 | 0 | .000 | .000 |
| Walberg | .000 | 2 | 1 | 0 | 0 | 0 | 0 | 0 | 0 | 0 | 0 | 0 | 0 | 0 | - | 0 | 0 | 0 | 0 | 1 | .000 | .000 |
| Totals | .281 | 5 | 171 | 26 | 48 | 71 | 5 | 0 | 6 | 26 | 6 | 1 | 1 | 13 | - | 27 | 0 | 2 | 4 | 4 | .415 | .333 |

| PITCHER | W | L | ERA | G | GS | CG | GF | SHO | SV | IP | H | R | ER | HR | HB | BB | IBB | SO | WP | BK | AVG |
|---------------|----------|----------|-------------|----------|----------|----------|----------|----------|----------|-------------|-----------|-----------|-----------|----------|----------|-----------|----------|-----------|----------|----------|-------------|
| Earnshaw | 1 | 1 | 2.63 | 2 | 2 | 1 | 0 | 0 | - | 13.2 | 14 | 6 | 4 | 0 | 0 | 6 | - | 17 | 0 | 0 | .250 |
| Ehmke | 1 | 0 | 1.42 | 2 | 2 | 1 | 0 | 0 | - | 12.2 | 14 | 3 | 2 | 0 | 0 | 3 | - | 13 | 0 | 0 | .286 |
| Grove | 0 | 0 | 0.00 | 2 | 0 | 0 | 2 | 0 | - | 6.1 | 3 | 0 | 0 | 0 | 0 | 1 | - | 10 | 0 | 0 | .143 |
| Quinn | 0 | 0 | 9.00 | 1 | 1 | 0 | 0 | 0 | - | 5.0 | 7 | 6 | 5 | 1 | 0 | 2 | - | 2 | 0 | 0 | .318 |
| Rommel | 1 | 0 | 9.00 | 1 | 0 | 0 | 0 | 0 | - | 1.0 | 2 | 1 | 1 | 0 | 0 | 1 | - | 0 | 0 | 0 | .500 |
| Walberg | 1 | 0 | 0.00 | 2 | 0 | 0 | 1 | 0 | - | 6.1 | 3 | 1 | 0 | 0 | 0 | 0 | - | 8 | 0 | 0 | .143 |
| Totals | 4 | 1 | 2.40 | 5 | 5 | 2 | 3 | 0 | - | 45.0 | 43 | 17 | 12 | 1 | 0 | 13 | - | 50 | 0 | 0 | .249 |

Game 1 – October 8
Philadelphia 3, Chicago 1

| Philadelphia | ab | r | h | bi |
|---------------|-----------|----------|----------|----------|
| Bishop 2b | 4 | 0 | 0 | 0 |
| Haas cf | 3 | 0 | 0 | 0 |
| Cochrane c | 3 | 1 | 1 | 0 |
| Simmons lf | 4 | 1 | 0 | 0 |
| Foxx 1b | 4 | 1 | 2 | 1 |
| Miller rf | 4 | 0 | 1 | 2 |
| Dykes 3b | 4 | 0 | 1 | 0 |
| Boley ss | 4 | 0 | 0 | 0 |
| Ehmke p | 4 | 0 | 1 | 0 |
| Totals | 34 | 3 | 6 | 3 |

| Chicago | ab | r | h | bi |
|---------------|-----------|----------|----------|----------|
| McMillan 3b | 4 | 0 | 1 | 0 |
| English ss | 4 | 0 | 2 | 0 |
| Hornsby 2b | 4 | 0 | 0 | 0 |
| Wilson cf | 4 | 0 | 0 | 0 |
| Cuyler rf | 4 | 1 | 1 | 0 |
| Stephenson lf | 4 | 0 | 2 | 1 |
| Grimm 1b | 2 | 0 | 2 | 0 |
| Taylor c | 2 | 0 | 0 | 0 |
| Heathcote ph | 1 | 0 | 0 | 0 |
| Gonzalez c | 0 | 0 | 0 | 0 |
| Blair ph | 1 | 0 | 0 | 0 |
| Root p | 2 | 0 | 0 | 0 |
| Hartnett ph | 1 | 0 | 0 | 0 |
| Bush p | 0 | 0 | 0 | 0 |
| Tolson ph | 1 | 0 | 0 | 0 |
| Totals | 34 | 1 | 8 | 1 |

| | | | | | | |
|--------------|-----|-----|-----|---|---|---|
| Philadelphia | 000 | 000 | 102 | 3 | 6 | 1 |
| Chicago | 000 | 000 | 001 | 1 | 8 | 2 |

E – Dykes, English 2. DP – Chicago 1. LOB – Philadelphia 6, Chicago 8. 2B – English. HR – Foxx (1). CS – Grimm. SH – Grimm.

| Philadelphia | ip | h | r | er | bb | so |
|--------------|-----|---|---|----|----|----|
| Ehmke (W) | 9.0 | 8 | 1 | 0 | 1 | 13 |
| Chicago | ip | h | r | er | bb | so |
| Root (L) | 7.0 | 3 | 1 | 1 | 2 | 5 |
| Bush | 2 | 3 | 2 | 0 | 0 | 0 |

T – 2:03. A – 50,740

Umpires – Klem, Dinneen, Moran, Van Graflan.

Game 2 – October 9
Philadelphia 9, Chicago 3

| Philadelphia | ab | r | h | bi |
|---------------|-----------|----------|-----------|----------|
| Bishop 2b | 4 | 0 | 0 | 0 |
| Haas cf | 5 | 1 | 1 | 1 |
| Cochrane c | 2 | 2 | 1 | 0 |
| Simmons lf | 4 | 2 | 2 | 4 |
| Foxx 1b | 5 | 2 | 3 | 3 |
| Miller rf | 4 | 0 | 1 | 0 |
| Dykes 3b | 4 | 1 | 3 | 1 |
| Boley ss | 3 | 0 | 1 | 0 |
| Earnshaw p | 3 | 1 | 0 | 0 |
| Grove p | 2 | 0 | 0 | 0 |
| Totals | 36 | 9 | 12 | 9 |

| Chicago | ab | r | h | bi |
|---------------|-----------|----------|-----------|----------|
| McMillan 3b | 4 | 0 | 0 | 0 |
| English ss | 5 | 0 | 1 | 0 |
| Hornsby 2b | 4 | 1 | 1 | 0 |
| Wilson cf | 3 | 1 | 3 | 0 |
| Cuyler rf | 4 | 0 | 0 | 0 |
| Stephenson lf | 5 | 1 | 1 | 1 |
| Grimm 1b | 4 | 0 | 2 | 1 |
| Taylor c | 4 | 0 | 2 | 1 |
| Malone p | 1 | 0 | 0 | 0 |
| Blake p | 1 | 0 | 1 | 0 |
| Heathcote ph | 0 | 0 | 0 | 0 |
| Hartnett ph | 1 | 0 | 0 | 0 |
| Carlson p | 0 | 0 | 0 | 0 |
| Gonzalez ph | 1 | 0 | 0 | 0 |
| Nehf p | 0 | 0 | 0 | 0 |
| Totals | 37 | 3 | 11 | 3 |

| | | | | | | |
|--------------|-----|-----|-----|---|----|---|
| Philadelphia | 003 | 300 | 120 | 9 | 12 | 0 |
| Chicago | 000 | 030 | 000 | 3 | 11 | 1 |

E – English. DP – Philadelphia 1, Chicago 1. LOB – Philadelphia 9, Chicago 12. 2B – Foxx, English. HR – Simmons (1), Foxx (2). SH – Miller, Boley 2.

| Philadelphia | ip | h | r | er | bb | so |
|--------------|-----|---|---|----|----|----|
| Earnshaw (W) | 4.2 | 8 | 3 | 3 | 4 | 7 |
| Grove | 4.1 | 3 | 0 | 0 | 1 | 6 |
| Chicago | ip | h | r | er | bb | so |
| Malone (L) | 3.2 | 5 | 6 | 3 | 5 | 5 |
| Blake | 1.1 | 2 | 0 | 0 | 0 | 1 |
| Carlson | 3 | 5 | 3 | 3 | 1 | 2 |
| Nehf | 1.0 | 0 | 0 | 0 | 0 | 0 |

T – 2:29. A – 49,987

Umpires – Dinneen, Moran, Van Graflan, Klem.

Game 3 – October 11
Chicago 3, Philadelphia 1

| Chicago | ab | r | h | bi |
|---------------|-----------|----------|----------|----------|
| McMillan 3b | 4 | 0 | 0 | 0 |
| English ss | 4 | 1 | 0 | 0 |
| Hornsby 2b | 4 | 1 | 2 | 1 |
| Wilson cf | 3 | 0 | 2 | 0 |
| Cuyler rf | 4 | 0 | 1 | 2 |
| Stephenson lf | 4 | 0 | 1 | 0 |
| Grimm 1b | 4 | 0 | 0 | 0 |
| Taylor c | 4 | 0 | 0 | 0 |
| Bush p | 3 | 1 | 0 | 0 |
| Totals | 34 | 3 | 6 | 3 |

| Philadelphia | ab | r | h | bi |
|---------------|-----------|----------|----------|----------|
| Bishop 2b | 4 | 0 | 1 | 0 |
| Haas cf | 5 | 0 | 2 | 0 |
| Cochrane c | 3 | 1 | 2 | 0 |
| Simmons lf | 3 | 0 | 0 | 0 |
| Foxx 1b | 4 | 0 | 0 | 0 |
| Miller rf | 4 | 0 | 1 | 1 |
| Dykes 3b | 4 | 0 | 1 | 0 |
| Boley ss | 4 | 0 | 2 | 0 |
| Earnshaw p | 2 | 0 | 0 | 0 |
| Summa ph | 1 | 0 | 0 | 0 |
| Totals | 34 | 1 | 9 | 1 |

| | | | | | | |
|--------------|-----|-----|-----|---|---|---|
| Chicago | 000 | 003 | 000 | 3 | 6 | 1 |
| Philadelphia | 000 | 010 | 000 | 1 | 9 | 1 |

E – English, Dykes. LOB – Chicago 6, Philadelphia 10. 2B – Hornsby, Stephenson. 3B – Wilson. CS – Miller. SH – Earnshaw. SF – Simmons.

| Chicago | ip | h | r | er | bb | so |
|--------------|-----|---|---|----|----|----|
| Bush (W) | 9.0 | 9 | 1 | 1 | 2 | 4 |
| Philadelphia | ip | h | r | er | bb | so |
| Earnshaw (L) | 9.0 | 6 | 3 | 1 | 2 | 10 |

WP – Bush.

T – 2:09. A – 29,921

Umpires – Moran, Van Graflan, Klem, Dinneen.

Game 4 – October 12
Philadelphia 10, Chicago 8

Game 5 – October 14
Philadelphia 3, Chicago 2

| Chicago | ab | r | h | bi |
|---------------|-----------|----------|-----------|----------|
| McMillan 3b | 4 | 0 | 0 | 0 |
| English ss | 4 | 0 | 0 | 0 |
| Hornsby 2b | 5 | 2 | 2 | 0 |
| Wilson cf | 3 | 1 | 2 | 0 |
| Cuyler rf | 4 | 2 | 3 | 2 |
| Stephenson lf | 4 | 1 | 1 | 1 |
| Grimm 1b | 4 | 2 | 2 | 2 |
| Taylor c | 3 | 0 | 0 | 1 |
| Root p | 3 | 0 | 0 | 0 |
| Nehf p | 0 | 0 | 0 | 0 |
| Blake p | 0 | 0 | 0 | 0 |
| Malone p | 0 | 0 | 0 | 0 |
| Hartnett ph | 1 | 0 | 0 | 0 |
| Carlson p | 0 | 0 | 0 | 0 |
| Totals | 35 | 8 | 10 | 6 |

| Philadelphia | ab | r | h | bi |
|---------------|-----------|-----------|-----------|-----------|
| Bishop 2b | 5 | 1 | 2 | 1 |
| Haas cf | 4 | 1 | 1 | 3 |
| Cochrane c | 4 | 1 | 2 | 0 |
| Simmons lf | 5 | 2 | 2 | 1 |
| Foxx 1b | 4 | 2 | 2 | 1 |
| Miller rf | 3 | 1 | 2 | 0 |
| Dykes 3b | 4 | 1 | 3 | 3 |
| Boley ss | 3 | 1 | 1 | 1 |
| Quinn p | 2 | 0 | 0 | 0 |
| Walberg p | 0 | 0 | 0 | 0 |
| Rommel p | 0 | 0 | 0 | 0 |
| Burns ph | 2 | 0 | 0 | 0 |
| Grove p | 0 | 0 | 0 | 0 |
| Totals | 36 | 10 | 15 | 10 |

Chicago 000 205 100 8 10 2
 Philadelphia 000 000 (10)0x 10 15 2

E – Wilson, Cuyler, Miller, Walberg. **DP** – Philadelphia 1. **LOB** – Chicago 4, Philadelphia 6. **2B** – Cochrane, Dykes. **3B** – Hornsby. **HR** – Grimm (1), Haas (1), Simmons (2). **CS** – Miller. **SH** – Haas, Boley. **SF** – Taylor.

| Chicago | ip | h | r | er | bb | so |
|---------------------|-----------|----------|----------|-----------|-----------|-----------|
| Root | 6.1 | 9 | 6 | 6 | 0 | 3 |
| Nehf | 0.0 | 1 | 2 | 2 | 1 | 0 |
| Blake (L) | 0.0 | 2 | 2 | 2 | 0 | 0 |
| Malone | 0.2 | 1 | 0 | 0 | 0 | 2 |
| Carlson | 1.0 | 2 | 0 | 0 | 0 | 1 |
| Philadelphia | ip | h | r | er | bb | so |
| Quinn | 5.0 | 7 | 6 | 5 | 2 | 2 |
| Walberg | 1.0 | 1 | 1 | 0 | 0 | 2 |
| Rommel (W) | 1.0 | 2 | 1 | 1 | 1 | 0 |
| Grove | 2.0 | 0 | 0 | 0 | 0 | 4 |

Nehf pitched to two batters in the seventh; Blake pitched to two batters in the seventh.

HBP – by Malone (Miller).

T – 2:12. **A** – 29,921

Umpires – Van Graffan, Klem, Dinneen, Moran.

| Chicago | ab | r | h | bi |
|---------------|-----------|----------|----------|----------|
| McMillan 3b | 4 | 0 | 1 | 0 |
| English ss | 4 | 0 | 1 | 0 |
| Hornsby 2b | 4 | 0 | 0 | 0 |
| Wilson cf | 4 | 0 | 1 | 0 |
| Cuyler rf | 4 | 1 | 1 | 0 |
| Stephenson lf | 2 | 1 | 1 | 0 |
| Grimm 1b | 4 | 0 | 1 | 1 |
| Taylor c | 4 | 0 | 1 | 1 |
| Malone p | 3 | 0 | 1 | 0 |
| Totals | 33 | 2 | 8 | 2 |

| Philadelphia | ab | r | h | bi |
|---------------|-----------|----------|----------|----------|
| Bishop 2b | 4 | 1 | 1 | 0 |
| Haas cf | 4 | 1 | 1 | 2 |
| Cochrane c | 3 | 0 | 0 | 0 |
| Simmons lf | 4 | 1 | 2 | 0 |
| Foxx 1b | 3 | 0 | 0 | 0 |
| Miller rf | 4 | 0 | 2 | 1 |
| Dykes 3b | 3 | 0 | 0 | 0 |
| Boley ss | 3 | 0 | 0 | 0 |
| Ehmke p | 1 | 0 | 0 | 0 |
| Walberg p | 1 | 0 | 0 | 0 |
| French ph | 1 | 0 | 0 | 0 |
| Totals | 31 | 3 | 6 | 3 |

Two outs when winning run scored
 Chicago 000 200 000 2 8 1
 Philadelphia 000 000 003 3 6 0

E – Hornsby. **DP** – Chicago 2. **LOB** – Chicago 6, Philadelphia 4. **2B** – Cuyler, Malone, Simmons, Miller. **HR** – Haas (2). **SB** – McMillan (1). **CS** – English, Cuyler.

| Chicago | ip | h | r | er | bb | so |
|---------------------|-----------|----------|----------|-----------|-----------|-----------|
| Malone (L) | 8.2 | 6 | 3 | 3 | 2 | 4 |
| Philadelphia | ip | h | r | er | bb | so |
| Ehmke | 3.2 | 6 | 2 | 2 | 2 | 0 |
| Walberg (W) | 5.1 | 2 | 0 | 0 | 0 | 6 |

T – 1:42. **A** – 29,921

Umpires – Klem, Dinneen, Moran, Van Graffan.

1930 WORLD SERIES

The Athletics win back-to-back World Series for the second time, defeating St. Louis four games to two. The pitching staff allows 12 runs in the six-game series for a 1.73 ERA. George Earnshaw goes 2-0 with a 0.72 ERA in three starts and Lefty Grove picks up the other two wins, posting a 1.42 ERA in three games, two starts. Offensively, the A's hit just .197 but add six home runs. Al Simmons hits .364 with two home runs and Jimmie Foxx bats .333. Mickey Cochrane adds two home runs and Jimmy Dykes drives in a team-best five runs.

Grove tosses a complete game in Game 1, a 5-2 A's win at Philadelphia. The A's are held to just five hits in the game, including a pair of solo home runs by Simmons and Cochrane. Earnshaw fires a six-hitter in the A's 6-1 win in Game 2. Simmons has two hits and Cochrane homers again, a solo shot in the first inning. The Cardinals win Game 3 in St. Louis as Bill Hallahan shuts out the A's on seven hits in a 5-0 win. Jesse Haines four-hits the A's in a 3-1 loss in Game 4 to even the series at two games each. Earnshaw and Grove then combine on a three-hit shutout in a 2-0 win in Game 5. Foxx hits a two-run home run in the ninth inning to account for all the scoring. The series returned to Philadelphia for Game 6 and the A's win their fifth and final World Championship in Philadelphia with a 7-1 victory. Earnshaw tosses a complete-game five-hitter and Dykes and Simmons both homer.

FINAL STATISTICS

| PLAYER | AVG | G | AB | R | H | TB | 2B | 3B | HR | RBI | SH | SF | HP | BB | IBB | SO | SB | CS | DP | E | SLG | OBP |
|---------------|-------------|----------|------------|-----------|-----------|-----------|-----------|----------|----------|-----------|----------|----------|----------|-----------|----------|-----------|----------|----------|----------|----------|-------------|-------------|
| Bishop | .222 | 6 | 18 | 5 | 4 | 4 | 0 | 0 | 0 | 0 | 0 | 0 | 1 | 7 | - | 3 | 0 | 0 | 0 | 0 | .222 | .462 |
| Boley | .095 | 6 | 21 | 1 | 2 | 2 | 0 | 0 | 0 | 1 | 1 | 0 | 0 | 0 | - | 1 | 0 | 0 | 0 | 1 | .095 | .095 |
| Cochrane | .222 | 6 | 18 | 5 | 4 | 11 | 1 | 0 | 2 | 4 | 0 | 1 | 0 | 5 | - | 2 | 0 | 1 | 0 | 1 | .611 | .375 |
| Dykes | .222 | 6 | 18 | 2 | 4 | 10 | 3 | 0 | 1 | 5 | 2 | 0 | 0 | 5 | - | 3 | 0 | 0 | 0 | 1 | .556 | .391 |
| Earnshaw | .000 | 3 | 9 | 0 | 0 | 0 | 0 | 0 | 0 | 0 | 0 | 0 | 0 | 0 | - | 5 | 0 | 0 | 0 | 0 | .000 | .000 |
| Foxx | .333 | 6 | 21 | 3 | 7 | 14 | 2 | 1 | 1 | 3 | 0 | 0 | 0 | 2 | - | 4 | 0 | 0 | 1 | 0 | .667 | .391 |
| Grove | .000 | 3 | 6 | 0 | 0 | 0 | 0 | 0 | 0 | 0 | 0 | 0 | 0 | 0 | - | 3 | 0 | 0 | 0 | 0 | .000 | .000 |
| Haas | .111 | 6 | 18 | 1 | 2 | 4 | 0 | 1 | 0 | 1 | 0 | 1 | 0 | 1 | - | 3 | 0 | 1 | 1 | 0 | .222 | .150 |
| McNair | .000 | 1 | 1 | 0 | 0 | 0 | 0 | 0 | 0 | 0 | 0 | 0 | 0 | 0 | - | 0 | 0 | 0 | 0 | 0 | .000 | .000 |
| Miller | .143 | 6 | 21 | 0 | 3 | 5 | 2 | 0 | 3 | 1 | 1 | 0 | 0 | 0 | - | 4 | 0 | 0 | 0 | 0 | .238 | .136 |
| Moore | .333 | 3 | 3 | 0 | 1 | 1 | 0 | 0 | 0 | 0 | 0 | 0 | 0 | 1 | - | 1 | 0 | 0 | 0 | 0 | .333 | .500 |
| Shores | — | 1 | 0 | 0 | 0 | 0 | 0 | 0 | 0 | 0 | 0 | 0 | 0 | 1 | - | 0 | 0 | 0 | 0 | 0 | — | 1.000 |
| Simmons | .364 | 6 | 22 | 4 | 8 | 16 | 2 | 0 | 2 | 4 | 0 | 0 | 0 | 2 | - | 2 | 0 | 0 | 1 | 0 | .727 | .417 |
| Walberg | .000 | 1 | 2 | 0 | 0 | 0 | 0 | 0 | 0 | 0 | 0 | 0 | 0 | 0 | - | 1 | 0 | 0 | 0 | 0 | .000 | .000 |
| Totals | .197 | 6 | 178 | 21 | 35 | 67 | 10 | 2 | 6 | 21 | 4 | 3 | 1 | 24 | - | 32 | 0 | 2 | 3 | 3 | .376 | .291 |

| PITCHER | W | L | ERA | G | GS | CG | GF | SHO | SV | IP | H | R | ER | HR | HB | BB | IBB | SO | WP | BK | AVG |
|---------------|----------|----------|-------------|----------|----------|----------|----------|----------|----------|-------------|-----------|-----------|-----------|----------|----------|-----------|----------|-----------|----------|----------|-------------|
| Earnshaw | 2 | 0 | 0.72 | 3 | 3 | 2 | 0 | 0 | - | 25.0 | 13 | 2 | 2 | 1 | 0 | 7 | - | 19 | 0 | 0 | .149 |
| Grove | 2 | 1 | 1.42 | 3 | 2 | 2 | 1 | 0 | - | 19.0 | 15 | 5 | 3 | 0 | 0 | 3 | - | 10 | 0 | 0 | .214 |
| Quinn | 0 | 0 | 4.50 | 1 | 0 | 0 | 1 | 0 | - | 2.0 | 3 | 1 | 1 | 0 | 0 | 0 | - | 1 | 0 | 0 | .333 |
| Shores | 0 | 0 | 13.50 | 1 | 0 | 0 | 0 | 0 | - | 1.1 | 3 | 2 | 2 | 0 | 0 | 0 | - | 0 | 0 | 0 | .429 |
| Walberg | 0 | 1 | 3.86 | 1 | 1 | 0 | 0 | 0 | - | 4.2 | 4 | 2 | 2 | 1 | 0 | 1 | - | 3 | 0 | 0 | .235 |
| Totals | 4 | 2 | 1.73 | 6 | 6 | 4 | 2 | 1 | - | 52.0 | 38 | 12 | 10 | 2 | 0 | 11 | - | 33 | 0 | 0 | .200 |

Game 1 – October 1
Philadelphia 5, St. Louis 2

| St. Louis | ab | r | h | bi |
|---------------|-----------|----------|----------|----------|
| Douthit cf | 4 | 0 | 0 | 1 |
| Adams 3b | 3 | 0 | 1 | 1 |
| Frisch 2b | 4 | 0 | 2 | 0 |
| Bottomley 1b | 4 | 0 | 0 | 0 |
| Hafey lf | 4 | 0 | 1 | 0 |
| Blades rf | 3 | 0 | 0 | 0 |
| Mancuso c | 4 | 1 | 1 | 0 |
| Gelbert ss | 4 | 1 | 2 | 0 |
| Grimes p | 3 | 0 | 2 | 0 |
| Puccinelli ph | 1 | 0 | 0 | 0 |
| Totals | 34 | 2 | 9 | 2 |

| Philadelphia | ab | r | h | bi |
|---------------|-----------|----------|----------|----------|
| Bishop 2b | 3 | 1 | 0 | 0 |
| Dykes 3b | 4 | 0 | 1 | 1 |
| Cochrane c | 3 | 1 | 1 | 1 |
| Simmons lf | 3 | 1 | 1 | 1 |
| Foxx 1b | 3 | 1 | 1 | 0 |
| Miller rf | 2 | 0 | 0 | 1 |
| Haas cf | 3 | 1 | 1 | 0 |
| Boley ss | 2 | 0 | 0 | 1 |
| Grove p | 3 | 0 | 0 | 0 |
| Totals | 26 | 5 | 5 | 5 |

| | | | | | | |
|--------------|-----|-----|-----|---|---|---|
| St. Louis | 002 | 000 | 000 | 2 | 9 | 0 |
| Philadelphia | 010 | 101 | 11x | 5 | 5 | 0 |

LOB – St. Louis 8, Philadelphia 2. **2B** – Frisch, Hafey, Dykes. **3B** – Foxx, Haas. **HR** – Cochrane (1), Simmons (1). **CS** – Cochrane. **SH** – Boley. **SF** – Douthit, Adams, Miller.

| St. Louis | ip | h | r | er | bb | so |
|--------------|-----|---|---|----|----|----|
| Grimes (L) | 8.0 | 5 | 5 | 5 | 3 | 6 |
| Philadelphia | ip | h | r | er | bb | so |
| Grove (W) | 9.0 | 9 | 2 | 2 | 1 | 5 |

T – 1:48. **A** – 32,295

Umpires – Moriarty, Rigler, Geisel, Reardon.

Game 2 – October 2
Philadelphia 6, St. Louis 1

| St. Louis | ab | r | h | bi |
|---------------|-----------|----------|----------|----------|
| Douthit cf | 4 | 0 | 0 | 0 |
| Adams 3b | 4 | 0 | 1 | 0 |
| Frisch 2b | 4 | 0 | 1 | 0 |
| Bottomley 1b | 4 | 0 | 0 | 0 |
| Hafey lf | 4 | 0 | 0 | 0 |
| Watkins rf | 4 | 1 | 1 | 1 |
| Mancuso c | 3 | 0 | 1 | 0 |
| Gelbert ss | 3 | 0 | 1 | 0 |
| Rhem p | 1 | 0 | 0 | 0 |
| Lindsey p | 1 | 0 | 1 | 0 |
| Fisher ph | 1 | 0 | 0 | 0 |
| Johnson p | 0 | 0 | 0 | 0 |
| Totals | 33 | 1 | 6 | 1 |

| Philadelphia | ab | r | h | bi |
|---------------|-----------|----------|----------|----------|
| Bishop 2b | 2 | 1 | 0 | 0 |
| Dykes 3b | 3 | 0 | 1 | 2 |
| Cochrane c | 3 | 2 | 1 | 1 |
| Simmons lf | 4 | 2 | 2 | 1 |
| Foxx 1b | 3 | 0 | 1 | 1 |
| Miller rf | 4 | 0 | 1 | 1 |
| Haas cf | 4 | 0 | 0 | 0 |
| Boley ss | 4 | 1 | 1 | 0 |
| Earnshaw p | 3 | 0 | 0 | 0 |
| Totals | 30 | 6 | 7 | 6 |

| | | | | | | |
|--------------|-----|-----|-----|---|---|---|
| St. Louis | 010 | 000 | 000 | 1 | 6 | 2 |
| Philadelphia | 202 | 200 | 00x | 6 | 7 | 2 |

E – Rhem, Frisch, Cochrane, Boley. **DP** – St. Louis 1, Philadelphia 1. **LOB** – St. Louis 6, Philadelphia 5. **2B** – Frisch, Dykes, Simmons, Foxx. **HR** – Watkins (1), Cochrane (2). **SB** – Frisch (1). **SH** – Dykes.

| St. Louis | ip | h | r | er | bb | so |
|--------------|-----|---|---|----|----|----|
| Rhem (L) | 3.1 | 7 | 6 | 4 | 2 | 3 |
| Lindsey | 2.2 | 0 | 0 | 0 | 0 | 2 |
| Johnson | 2.0 | 0 | 0 | 0 | 2 | 2 |
| Philadelphia | ip | h | r | er | bb | so |
| Earnshaw (W) | 9.0 | 6 | 1 | 1 | 1 | 8 |

T – 1:47. **A** – 32,295

Umpires – Rigler, Geisel, Reardon, Moriarty.

Game 3 – October 4
St. Louis 5, Philadelphia 0

| Philadelphia | ab | r | h | bi |
|---------------|-----------|----------|----------|----------|
| Bishop 2b | 4 | 0 | 3 | 0 |
| Dykes 3b | 4 | 0 | 0 | 0 |
| Cochrane c | 2 | 0 | 0 | 0 |
| Simmons lf | 4 | 0 | 2 | 0 |
| Foxx 1b | 4 | 0 | 1 | 0 |
| Miller rf | 4 | 0 | 0 | 0 |
| Haas cf | 3 | 0 | 0 | 0 |
| Moore ph | 1 | 0 | 1 | 0 |
| Boley ss | 4 | 0 | 0 | 0 |
| Walberg p | 2 | 0 | 0 | 0 |
| Shores p | 0 | 0 | 0 | 0 |
| Quinn p | 0 | 0 | 0 | 0 |
| McNair ph | 1 | 0 | 0 | 0 |
| Totals | 33 | 0 | 7 | 0 |

| St. Louis | ab | r | h | bi |
|---------------|-----------|----------|-----------|----------|
| Douthit cf | 4 | 1 | 2 | 1 |
| Adams 3b | 4 | 0 | 0 | 0 |
| Frisch 2b | 4 | 0 | 0 | 0 |
| Bottomley 1b | 4 | 1 | 1 | 0 |
| Hafey lf | 4 | 1 | 2 | 1 |
| Blades rf | 2 | 1 | 1 | 0 |
| Watkins rf | 2 | 1 | 1 | 0 |
| Wilson c | 4 | 0 | 2 | 2 |
| Gelbert ss | 3 | 0 | 1 | 1 |
| Hallahan p | 2 | 0 | 0 | 0 |
| Totals | 33 | 5 | 10 | 5 |

| | | | | | | |
|--------------|-----|-----|-----|---|----|---|
| Philadelphia | 000 | 000 | 000 | 0 | 7 | 0 |
| St. Louis | 000 | 110 | 21x | 5 | 10 | 0 |

DP – St. Louis 1. **LOB** – Philadelphia 11, St. Louis 5. **2B** – Simmons, Bottomley, Hafey. **HR** – Douthit (1).

| Philadelphia | ip | h | r | er | bb | so |
|--------------|-----|---|---|----|----|----|
| Walberg (L) | 4.2 | 4 | 2 | 2 | 1 | 3 |
| Shores | 1.1 | 3 | 2 | 2 | 0 | 0 |
| Quinn | 2.0 | 3 | 1 | 1 | 0 | 1 |
| St. Louis | ip | h | r | er | bb | so |
| Hallahan (W) | 9.0 | 7 | 0 | 0 | 5 | 6 |

Shores pitched to three batters in the seventh

T – 1:55. **A** – 36,944

Umpires – Geisel, Reardon, Moriarty, Rigler.

Game 4 – October 5
St. Louis 3, Philadelphia 1

| Philadelphia | ab | r | h | bi |
|---------------|-----------|----------|----------|----------|
| Bishop 2b | 3 | 1 | 1 | 0 |
| Dykes 3b | 2 | 0 | 0 | 0 |
| Cochrane c | 4 | 0 | 0 | 0 |
| Simmons lf | 3 | 0 | 2 | 1 |
| Foxx 1b | 4 | 0 | 1 | 0 |
| Miller rf | 4 | 0 | 0 | 0 |
| Haas cf | 3 | 0 | 0 | 0 |
| Boley ss | 4 | 0 | 0 | 0 |
| Grove p | 3 | 0 | 0 | 0 |
| Totals | 30 | 1 | 4 | 1 |

| St. Louis | ab | r | h | bi |
|---------------|-----------|----------|----------|----------|
| Douthit cf | 4 | 0 | 0 | 0 |
| Adams 3b | 4 | 0 | 0 | 0 |
| Frisch 2b | 4 | 0 | 0 | 0 |
| Bottomley 1b | 4 | 0 | 0 | 0 |
| Hafey lf | 3 | 1 | 1 | 0 |
| Blades rf | 3 | 1 | 0 | 0 |
| Wilson c | 3 | 0 | 1 | 0 |
| Gelbert ss | 2 | 1 | 2 | 1 |
| Haines p | 2 | 0 | 1 | 1 |
| Totals | 29 | 3 | 5 | 2 |

| | | | | | | |
|--------------|-----|-----|-----|---|---|---|
| Philadelphia | 100 | 000 | 000 | 1 | 4 | 1 |
| St. Louis | 001 | 200 | 00x | 3 | 5 | 1 |

E – Dykes, Frisch. **DP** – St. Louis 1. **LOB** – Philadelphia 7, St. Louis 4. **2B** – Hafey. **3B** – Gelbert. **SH** – Dykes, Haines.

| Philadelphia | ip | h | r | er | bb | so |
|--------------|-----|---|---|----|----|----|
| Grove (L) | 8.0 | 5 | 3 | 1 | 1 | 3 |
| St. Louis | ip | h | r | er | bb | so |
| Haines (W) | 9.0 | 4 | 1 | 1 | 4 | 2 |

WP – Haines.

T – 1:41. **A** – 39,946

Umpires – Reardon, Moriarty, Rigler, Geisel.

Game 5 – October 6
Philadelphia 2, St. Louis 0

| Philadelphia | ab | r | h | bi |
|---------------|-----------|----------|----------|----------|
| Bishop 2b | 4 | 0 | 0 | 0 |
| Dykes 3b | 3 | 0 | 0 | 0 |
| Cochrane c | 3 | 1 | 1 | 0 |
| Simmons lf | 4 | 0 | 0 | 0 |
| Foxx 1b | 4 | 1 | 2 | 2 |
| Miller rf | 4 | 0 | 0 | 0 |
| Haas cf | 4 | 0 | 1 | 0 |
| Boley ss | 3 | 0 | 1 | 0 |
| Earnshaw p | 2 | 0 | 0 | 0 |
| Moore ph | 0 | 0 | 0 | 0 |
| Grove p | 0 | 0 | 0 | 0 |
| Totals | 31 | 2 | 5 | 2 |

| St. Louis | ab | r | h | bi |
|---------------|-----------|----------|----------|----------|
| Douthit cf | 4 | 0 | 0 | 0 |
| Adams 3b | 4 | 0 | 1 | 0 |
| Frisch 2b | 4 | 0 | 1 | 0 |
| Bottomley 1b | 4 | 0 | 0 | 0 |
| Hafey lf | 3 | 0 | 0 | 0 |
| Watkins rf | 3 | 0 | 0 | 0 |
| Blades ph | 0 | 0 | 0 | 0 |
| Wilson c | 4 | 0 | 1 | 0 |
| Gelbert ss | 2 | 0 | 0 | 0 |
| Grimes p | 2 | 0 | 0 | 0 |
| Totals | 30 | 0 | 3 | 0 |

| | | | | | | |
|--------------|-----|-----|-----|---|---|---|
| Philadelphia | 000 | 000 | 002 | 2 | 5 | 0 |
| St. Louis | 000 | 000 | 000 | 0 | 3 | 1 |

E – Frisch. **DP** – St. Louis 1. **LOB** – Philadelphia 5, St. Louis 8. **2B** – Wilson. **HR** – Foxx (1). **CS** – Haas. **SH** – Grimes.

| Philadelphia | ip | h | r | er | bb | so |
|--------------|-----|---|---|----|----|----|
| Earnshaw | 7.0 | 2 | 0 | 0 | 3 | 5 |
| Grove (W) | 2.0 | 1 | 0 | 0 | 1 | 2 |
| St. Louis | ip | h | r | er | bb | so |
| Grimes (L) | 9.0 | 5 | 2 | 2 | 3 | 7 |

T – 1:58. **A** – 38,844

Umpires – Moriarty, Rigler, Geisel, Reardon.

Game 6 – October 8
Philadelphia 7, St. Louis 1

| St. Louis | ab | r | h | bi |
|---------------|-----------|----------|----------|----------|
| Douthit cf | 4 | 0 | 0 | 0 |
| Adams 3b | 2 | 0 | 0 | 0 |
| High ph-3b | 2 | 1 | 1 | 0 |
| Watkins rf | 3 | 0 | 0 | 0 |
| Frisch 2b | 4 | 0 | 1 | 0 |
| Hafey lf | 4 | 0 | 2 | 1 |
| Bottomley 1b | 2 | 0 | 0 | 0 |
| Wilson c | 4 | 0 | 0 | 0 |
| Gelbert ss | 3 | 0 | 0 | 0 |
| Hallahan p | 0 | 0 | 0 | 0 |
| Fisher ph | 1 | 0 | 1 | 0 |
| Johnson p | 0 | 0 | 0 | 0 |
| Blades ph | 1 | 0 | 0 | 0 |
| Lindsey p | 0 | 0 | 0 | 0 |
| Orsatti ph | 1 | 0 | 0 | 0 |
| Bell p | 0 | 0 | 0 | 0 |
| Totals | 31 | 1 | 5 | 1 |

| Philadelphia | ab | r | h | bi |
|---------------|-----------|----------|----------|----------|
| Bishop 2b | 2 | 2 | 0 | 0 |
| Dykes 3b | 2 | 2 | 2 | 2 |
| Cochrane c | 3 | 1 | 1 | 2 |
| Simmons cf-1f | 4 | 1 | 1 | 1 |
| Foxx 1b | 3 | 1 | 1 | 0 |
| Miller rf | 3 | 0 | 2 | 1 |
| Moore lf | 2 | 0 | 0 | 0 |
| Haas cf | 1 | 0 | 0 | 1 |
| Boley ss | 4 | 0 | 0 | 0 |
| Earnshaw p | 4 | 0 | 0 | 0 |
| Totals | 28 | 7 | 7 | 7 |

| | | | | | | |
|--------------|-----|-----|-----|---|---|---|
| St. Louis | 000 | 000 | 001 | 1 | 5 | 1 |
| Philadelphia | 201 | 211 | 00x | 7 | 7 | 0 |

E – Watkins. **DP** – Philadelphia 1. **LOB** – St. Louis 6, Philadelphia 6. **2B** – Hafey 2, Fisher, Dykes, Cochrane, Foxx, Miller 2. **HR** – Dykes (1), Simmons (2). **SH** – Miller. **SF** – Cochrane, Haas.

| St. Louis | ip | h | r | er | bb | so |
|--------------|-----|---|---|----|----|----|
| Hallahan (L) | 2.0 | 2 | 2 | 2 | 3 | 2 |
| Johnson | 3.0 | 4 | 4 | 4 | 1 | 2 |
| Lindsey | 2.0 | 1 | 1 | 1 | 1 | 0 |
| Bell | 1.0 | 0 | 0 | 0 | 0 | 0 |
| Philadelphia | ip | h | r | er | bb | so |
| Earnshaw (W) | 9.0 | 5 | 1 | 1 | 3 | 6 |

HBP – by Hallahan (Bishop). **PB** – Wilson.

T – 1:46. **A** – 32,295

Umpires – Rigler, Geisel, Reardon, Moriarty.

1931 WORLD SERIES

The A's and Cardinals meet in the World Series for the second consecutive season but the A's lose in seven games. The pitching staff posts a 2.66 ERA, including 1.88 by George Earnshaw and 2.42 by Lefty Grove, who picks up two of the A's three wins. Earnshaw and Grove both start three games each. The offense hits .220 and scores 22 runs in the seven-game series. Jimmie Foxx hits .348 and Al Simmons bats .333 with two of the A's three home runs and eight RBI.

The series opens in St. Louis and the A's take a 1-0 lead with a 6-2 win in Game 1. Grove goes the distance, allowing 12 hits, and Simmons drives in three runs, including a two-run home run in the seventh. Bill Hallahan tosses a three-hit shutout as the A's lose Game 2, 2-0. The A's then fall behind in the series with a 5-2 loss in Game 3 at Philadelphia. Burleigh Grimes no hits the A's over the first seven innings before Bing Miller singles in the eighth. Al Simmons hits a two-run home run in the ninth for the A's only runs. The A's even the series at two games each with a 3-0 win in Game 4. Earnshaw tosses a two-hit shutout and Foxx hits a solo home run in the sixth. St. Louis wins the final game in Philadelphia, 5-1, but the A's win Game 6 at St. Louis, 8-1 to force a seventh game. In the final game, Grimes again shuts down the A's in a 4-2 win. He does not allow a run over the first eight innings before yielding a pinch hit two-run single to Doc Cramer with two outs in the ninth. Max Bishop comes to the plate as the potential winning run but Hallahan relieves Grimes and gets Bishop to fly out to end the series.

FINAL STATISTICS

| PLAYER | AVG | G | AB | R | H | TB | 2B | 3B | HR | RBI | SH | SF | HP | BB | IBB | SO | SB | CS | DP | E | SLG | OBP |
|---------------|-------------|----------|------------|-----------|-----------|-----------|----------|----------|----------|-----------|----------|----------|----------|-----------|----------|-----------|----------|----------|----------|----------|-------------|-------------|
| Bishop | .148 | 7 | 27 | 4 | 4 | 4 | 0 | 0 | 0 | 0 | 0 | 0 | 0 | 3 | - | 5 | 0 | 0 | 0 | 0 | .148 | .233 |
| Boley | .000 | 1 | 1 | 0 | 0 | 0 | 0 | 0 | 0 | 0 | 0 | 0 | 0 | 0 | - | 1 | 0 | 0 | 0 | 0 | .000 | .000 |
| Cochrane | .160 | 7 | 25 | 2 | 4 | 4 | 0 | 0 | 0 | 1 | 0 | 0 | 0 | 5 | - | 2 | 0 | 0 | 1 | 1 | .160 | .300 |
| Cramer | .500 | 2 | 2 | 0 | 1 | 1 | 0 | 0 | 0 | 2 | 0 | 0 | 0 | 0 | - | 0 | 0 | 0 | 0 | 0 | .500 | .500 |
| Dykes | .227 | 7 | 22 | 2 | 5 | 5 | 0 | 0 | 0 | 2 | 1 | 0 | 0 | 5 | - | 1 | 0 | 0 | 1 | 0 | .227 | .370 |
| Earnshaw | .000 | 3 | 8 | 0 | 0 | 0 | 0 | 0 | 0 | 0 | 0 | 0 | 0 | 0 | - | 2 | 0 | 0 | 2 | 0 | .000 | .000 |
| Foxx | .348 | 7 | 23 | 3 | 8 | 11 | 0 | 0 | 1 | 3 | 0 | 0 | 0 | 6 | - | 5 | 0 | 0 | 0 | 1 | .478 | .483 |
| Grove | .000 | 3 | 10 | 0 | 0 | 0 | 0 | 0 | 0 | 0 | 0 | 0 | 0 | 0 | - | 7 | 0 | 0 | 0 | 0 | .000 | .000 |
| Haas | .130 | 7 | 23 | 1 | 3 | 4 | 1 | 0 | 0 | 2 | 2 | 0 | 0 | 3 | - | 5 | 0 | 0 | 0 | 0 | .174 | .231 |
| Heving | .000 | 1 | 1 | 0 | 0 | 0 | 0 | 0 | 0 | 0 | 0 | 0 | 0 | 0 | - | 0 | 0 | 0 | 0 | 0 | .000 | .000 |
| Hoyt | .000 | 1 | 2 | 0 | 0 | 0 | 0 | 0 | 0 | 0 | 0 | 0 | 0 | 0 | - | 0 | 0 | 0 | 0 | 0 | .000 | .000 |
| McNair | .000 | 2 | 2 | 1 | 0 | 0 | 0 | 0 | 0 | 0 | 0 | 0 | 0 | 0 | - | 1 | 0 | 0 | 0 | 0 | .000 | .000 |
| Miller | .269 | 7 | 26 | 3 | 7 | 8 | 1 | 0 | 0 | 1 | 1 | 0 | 1 | 0 | - | 4 | 0 | 0 | 0 | 0 | .308 | .296 |
| Moore | .333 | 2 | 3 | 0 | 1 | 1 | 0 | 0 | 0 | 0 | 0 | 0 | 0 | 0 | - | 1 | 0 | 0 | 0 | 0 | .333 | .333 |
| Simmons | .333 | 7 | 27 | 4 | 9 | 17 | 2 | 0 | 2 | 8 | 0 | 0 | 0 | 3 | - | 3 | 0 | 0 | 1 | 0 | .630 | .400 |
| Todt | - | 1 | 0 | 0 | 0 | 0 | 0 | 0 | 0 | 0 | 0 | 0 | 0 | 1 | - | 0 | 0 | 0 | 0 | 0 | - | 1.000 |
| Williams | .320 | 7 | 25 | 2 | 8 | 9 | 1 | 0 | 0 | 1 | 0 | 0 | 0 | 2 | - | 9 | 0 | 0 | 0 | 0 | .360 | .370 |
| Totals | .220 | 7 | 227 | 22 | 50 | 64 | 5 | 0 | 3 | 20 | 4 | 0 | 1 | 28 | - | 46 | 0 | 0 | 5 | 2 | .282 | .309 |

| PITCHER | W | L | ERA | G | GS | CG | GF | SHO | SV | IP | H | R | ER | HR | HB | BB | IBB | SO | WP | BK | AVG |
|---------------|----------|----------|-------------|----------|----------|----------|----------|----------|----------|-------------|-----------|-----------|-----------|----------|----------|----------|----------|-----------|----------|----------|-------------|
| Earnshaw | 1 | 2 | 1.88 | 3 | 3 | 2 | 0 | 1 | - | 24.0 | 12 | 6 | 5 | 1 | 0 | 4 | - | 20 | 1 | 0 | .148 |
| Grove | 2 | 1 | 2.42 | 3 | 3 | 2 | 0 | 0 | - | 26.0 | 28 | 7 | 7 | 0 | 0 | 2 | - | 16 | 0 | 0 | .269 |
| Hoyt | 0 | 1 | 4.50 | 1 | 1 | 0 | 0 | 0 | - | 6.0 | 7 | 3 | 3 | 1 | 0 | 0 | - | 1 | 0 | 0 | .292 |
| Mahaffey | 0 | 0 | 9.00 | 1 | 0 | 0 | 1 | 0 | - | 1.0 | 1 | 1 | 1 | 0 | 0 | 1 | - | 0 | 0 | 0 | .250 |
| Rommel | 0 | 0 | 9.00 | 1 | 0 | 0 | 1 | 0 | - | 1.0 | 3 | 1 | 1 | 0 | 0 | 0 | - | 0 | 0 | 0 | .500 |
| Walberg | 0 | 0 | 3.00 | 2 | 0 | 0 | 1 | 0 | - | 3.0 | 3 | 1 | 1 | 0 | 0 | 2 | - | 4 | 0 | 0 | .300 |
| Totals | 3 | 4 | 2.66 | 7 | 7 | 4 | 3 | 1 | - | 61.0 | 54 | 19 | 18 | 2 | 0 | 9 | - | 41 | 1 | 0 | .236 |

Game 1 – October 1
Philadelphia 6, St. Louis 2

| Philadelphia | ab | r | h | bi |
|---------------|-----------|----------|-----------|----------|
| Bishop 2b | 5 | 1 | 1 | 0 |
| Haas cf | 5 | 1 | 1 | 1 |
| Cochrane c | 4 | 2 | 2 | 0 |
| Simmons lf | 4 | 1 | 1 | 3 |
| Foxx 1b | 4 | 0 | 2 | 2 |
| Miller rf | 4 | 0 | 0 | 0 |
| Dykes 3b | 3 | 0 | 2 | 0 |
| Williams ss | 4 | 1 | 2 | 0 |
| Grove p | 4 | 0 | 0 | 0 |
| Totals | 37 | 6 | 11 | 6 |

| St. Louis | ab | r | h | bi |
|---------------|-----------|----------|-----------|----------|
| High 3b | 4 | 0 | 1 | 0 |
| Mancuso ph | 1 | 0 | 0 | 0 |
| Roettger rf | 5 | 1 | 2 | 0 |
| Frisch 2b | 4 | 1 | 2 | 0 |
| Bottomley 1b | 4 | 0 | 1 | 1 |
| Hafey lf | 4 | 0 | 1 | 0 |
| Martin cf | 4 | 0 | 3 | 1 |
| Wilson c | 4 | 0 | 0 | 0 |
| Gelbert ss | 4 | 0 | 2 | 0 |
| Derringer p | 2 | 0 | 0 | 0 |
| Flowers ph | 1 | 0 | 0 | 0 |
| Johnson p | 0 | 0 | 0 | 0 |
| Blades ph | 1 | 0 | 0 | 0 |
| Totals | 38 | 2 | 12 | 2 |

| | | | | | | |
|--------------|-----|-----|-----|---|----|---|
| Philadelphia | 004 | 000 | 200 | 6 | 11 | 0 |
| St. Louis | 200 | 000 | 000 | 2 | 12 | 0 |

DP – Philadelphia 1, St. Louis 1. **LOB** – Philadelphia 7, St. Louis 9. **2B** – Haas, Martin, Gelbert. **HR** – Simmons (1). **SB** – Hafey (1), Martin (1).

| Philadelphia | ip | h | r | er | bb | so |
|---------------|-----|----|---|----|----|----|
| Grove (W) | 9.0 | 12 | 2 | 2 | 0 | 7 |
| St. Louis | ip | h | r | er | bb | so |
| Derringer (L) | 7.0 | 11 | 6 | 6 | 3 | 9 |
| Johnson | 2.0 | 0 | 0 | 0 | 0 | 2 |

T – 1:55. **A** – 38,529
Umpires – Klem, Nallin, Stark, McGowan.

Game 2 – October 2
St. Louis 2, Philadelphia 0

| Philadelphia | ab | r | h | bi |
|---------------|-----------|----------|----------|----------|
| Bishop 2b | 5 | 0 | 0 | 0 |
| Haas cf | 4 | 0 | 1 | 0 |
| Cochrane c | 2 | 0 | 0 | 0 |
| Simmons lf | 4 | 0 | 0 | 0 |
| Foxx 1b | 2 | 0 | 1 | 0 |
| Miller rf | 4 | 0 | 1 | 0 |
| Dykes 3b | 2 | 0 | 0 | 0 |
| Williams ss | 2 | 0 | 0 | 0 |
| Earnshaw p | 3 | 0 | 0 | 0 |
| Moore ph | 1 | 0 | 0 | 0 |
| Totals | 29 | 0 | 3 | 0 |

| St. Louis | ab | r | h | bi |
|---------------|-----------|----------|----------|----------|
| Flowers 3b | 4 | 0 | 0 | 0 |
| Watkins rf | 4 | 0 | 2 | 0 |
| Frisch 2b | 4 | 0 | 1 | 0 |
| Bottomley 1b | 3 | 0 | 0 | 0 |
| Hafey lf | 4 | 0 | 0 | 0 |
| Martin cf | 3 | 2 | 2 | 0 |
| Wilson c | 3 | 0 | 0 | 1 |
| Gelbert ss | 2 | 0 | 1 | 1 |
| Hallahan p | 2 | 0 | 0 | 0 |
| Totals | 29 | 2 | 6 | 2 |

| | | | | | | |
|--------------|-----|-----|-----|---|---|---|
| Philadelphia | 000 | 000 | 000 | 0 | 3 | 0 |
| St. Louis | 010 | 000 | 10x | 2 | 6 | 1 |

E – Wilson. **DP** – St. Louis 1. **LOB** – Philadelphia 10, St. Louis 6. **2B** – Watkins, Frisch, Martin. **SH** – Dykes, Gelbert, Hallahan. **SB** – Martin 2 (3).

| Philadelphia | ip | h | r | er | bb | so |
|--------------|-----|---|---|----|----|----|
| Earnshaw (L) | 8.0 | 6 | 2 | 2 | 1 | 5 |
| St. Louis | ip | h | r | er | bb | so |
| Hallahan (W) | 9.0 | 3 | 0 | 0 | 7 | 8 |

WP – Hallahan.
T – 1:49. **A** – 35,947
Umpires – Nallin, Stark, McGowan, Klem.

Game 3 – October 5
St. Louis 5, Philadelphia 2

| St. Louis | ab | r | h | bi |
|---------------|-----------|----------|-----------|----------|
| Adams 3b | 3 | 0 | 0 | 0 |
| Flowers 3b | 1 | 0 | 0 | 0 |
| Roettger rf | 5 | 0 | 1 | 0 |
| Watkins pr-rf | 0 | 1 | 0 | 0 |
| Frisch 2b | 5 | 0 | 1 | 0 |
| Bottomley 1b | 4 | 1 | 1 | 1 |
| Hafey lf | 5 | 1 | 1 | 0 |
| Martin cf | 4 | 2 | 2 | 0 |
| Wilson c | 4 | 0 | 3 | 1 |
| Gelbert ss | 4 | 0 | 1 | 1 |
| Grimes p | 4 | 0 | 2 | 2 |
| Totals | 39 | 5 | 12 | 5 |

| Philadelphia | ab | r | h | bi |
|---------------|-----------|----------|----------|----------|
| Bishop 2b | 3 | 0 | 0 | 0 |
| Haas cf | 4 | 0 | 0 | 0 |
| Cochrane c | 3 | 0 | 0 | 0 |
| McNair pr | 0 | 1 | 0 | 0 |
| Simmons lf | 4 | 1 | 1 | 2 |
| Foxx 1b | 2 | 0 | 0 | 0 |
| Miller rf | 3 | 0 | 1 | 0 |
| Dykes 3b | 3 | 0 | 0 | 0 |
| Williams ss | 3 | 0 | 0 | 0 |
| Grove p | 2 | 0 | 0 | 0 |
| Cramer ph | 1 | 0 | 0 | 0 |
| Mahaffey p | 0 | 0 | 0 | 0 |
| Totals | 28 | 2 | 2 | 2 |

| | | | | | | |
|--------------|-----|-----|-----|---|----|---|
| St. Louis | 020 | 200 | 001 | 5 | 12 | 0 |
| Philadelphia | 000 | 000 | 002 | 2 | 2 | 0 |

DP – St. Louis 1. **LOB** – St. Louis 9, Philadelphia 3. **2B** – Roettger, Bottomley, Martin. **HR** – Simmons (2).

| St. Louis | ip | h | r | er | bb | so |
|--------------|-----|----|---|----|----|----|
| Grimes (W) | 9.0 | 2 | 2 | 2 | 4 | 5 |
| Philadelphia | ip | h | r | er | bb | so |
| Grove (L) | 8.0 | 11 | 4 | 4 | 1 | 2 |
| Mahaffey | 1.0 | 1 | 1 | 1 | 1 | 0 |

T – 2:10. **A** – 32,295
Umpires – Stark, McGowan, Klem, Nallin.

Game 4 – October 6
Philadelphia 3, St. Louis 0

| St. Louis | ab | r | h | bi |
|---------------|-----------|----------|----------|----------|
| Flowers 3b | 1 | 0 | 0 | 0 |
| High 3b | 3 | 0 | 0 | 0 |
| Watkins rf | 4 | 0 | 0 | 0 |
| Frisch 2b | 3 | 0 | 0 | 0 |
| Bottomley 1b | 3 | 0 | 0 | 0 |
| Hafey lf | 3 | 0 | 0 | 0 |
| Martin cf | 3 | 0 | 2 | 0 |
| Wilson c | 3 | 0 | 0 | 0 |
| Gelbert ss | 3 | 0 | 0 | 0 |
| Johnson p | 2 | 0 | 0 | 0 |
| Lindsey p | 0 | 0 | 0 | 0 |
| Collins ph | 1 | 0 | 0 | 0 |
| Derringer p | 0 | 0 | 0 | 0 |
| Totals | 29 | 0 | 2 | 0 |

| Philadelphia | ab | r | h | bi |
|---------------|-----------|----------|-----------|----------|
| Bishop 2b | 4 | 1 | 2 | 0 |
| Haas cf | 3 | 0 | 1 | 0 |
| Cochrane c | 3 | 0 | 0 | 0 |
| Simmons lf | 4 | 0 | 2 | 1 |
| Foxx 1b | 3 | 1 | 1 | 1 |
| Miller rf | 4 | 1 | 1 | 0 |
| Dykes 3b | 4 | 0 | 2 | 1 |
| Williams ss | 4 | 0 | 1 | 0 |
| Earnshaw p | 3 | 0 | 0 | 0 |
| Totals | 32 | 3 | 10 | 3 |

| | | | | | | |
|--------------|-----|-----|-----|---|----|---|
| St. Louis | 000 | 000 | 000 | 0 | 2 | 1 |
| Philadelphia | 100 | 002 | 00x | 3 | 10 | 0 |

E – Bottomley. **DP** – St. Louis 1. **LOB** – St. Louis 3, Philadelphia 8. **2B** – Martin, Simmons, Miller. **HR** – Foxx (1). **SH** – Haas. **SB** – Frisch (1), Martin (4).

| St. Louis | ip | h | r | er | bb | so |
|---------------------|-----------|----------|----------|-----------|-----------|-----------|
| Johnson (L) | 5.2 | 9 | 3 | 3 | 1 | 2 |
| Lindsey | 1.1 | 1 | 0 | 0 | 1 | 2 |
| Derringer | 1.0 | 0 | 0 | 0 | 0 | 1 |
| Philadelphia | ip | h | r | er | bb | so |
| Earnshaw (W) | 9.0 | 2 | 0 | 0 | 1 | 8 |

T – 1:58. **A** – 32,295
Umpires – McGowan, Klem, Nallin, Stark.

Game 5 – October 7
St. Louis 5, Philadelphia 1

| St. Louis | ab | r | h | bi |
|---------------|-----------|----------|-----------|----------|
| Adams 3b | 1 | 0 | 1 | 0 |
| High pr-3b | 4 | 1 | 0 | 0 |
| Watkins rf | 3 | 1 | 0 | 0 |
| Frisch 2b | 4 | 1 | 2 | 0 |
| Martin cf | 4 | 1 | 3 | 4 |
| Hafey lf | 4 | 0 | 1 | 0 |
| Bottomley 1b | 4 | 1 | 2 | 0 |
| Wilson c | 4 | 0 | 2 | 0 |
| Gelbert ss | 4 | 0 | 1 | 1 |
| Hallahan p | 4 | 0 | 0 | 0 |
| Totals | 36 | 5 | 12 | 5 |

| Philadelphia | ab | r | h | bi |
|---------------|-----------|----------|----------|----------|
| Bishop 2b | 2 | 0 | 0 | 0 |
| McNair ph-2b | 2 | 0 | 0 | 0 |
| Haas cf | 2 | 0 | 0 | 0 |
| Moore ph-lf | 2 | 0 | 1 | 0 |
| Cochrane c | 4 | 0 | 1 | 0 |
| Simmons lf | 4 | 1 | 3 | 0 |
| Foxx 1b | 3 | 0 | 2 | 0 |
| Miller rf | 4 | 0 | 0 | 1 |
| Dykes 3b | 4 | 0 | 1 | 0 |
| Williams ss | 4 | 0 | 1 | 0 |
| Hoyt p | 2 | 0 | 0 | 0 |
| Walberg p | 0 | 0 | 0 | 0 |
| Heving ph | 1 | 0 | 0 | 0 |
| Rommel p | 0 | 0 | 0 | 0 |
| Boley ph | 1 | 0 | 0 | 0 |
| Totals | 35 | 1 | 9 | 1 |

| | | | | | | |
|--------------|-----|-----|-----|---|----|---|
| St. Louis | 100 | 002 | 011 | 5 | 12 | 0 |
| Philadelphia | 000 | 000 | 100 | 1 | 9 | 0 |

E – Adams, High, Watkins, Frisch, Martin, Hafey, Bottomley, Wilson, Gelbert, Hallahan, Boley.
DP – St. Louis 1, Philadelphia 1. **LOB** – St. Louis 5, Philadelphia 8. **2B** – Frisch, Simmons. **HR** – Martin (1). **SB** – Watkins (1). **CS** – Martin, Wilson.

DP – St. Louis 1, Philadelphia 1. **LOB** – St. Louis 5, Philadelphia 8. **2B** – Frisch, Simmons. **HR** – Martin (1). **SB** – Watkins (1). **CS** – Martin, Wilson.

| St. Louis | ip | h | r | er | bb | so |
|---------------------|-----------|----------|----------|-----------|-----------|-----------|
| Hallahan (W) | 9.0 | 9 | 1 | 1 | 1 | 4 |
| Philadelphia | ip | h | r | er | bb | so |
| Hoyt (L) | 6.0 | 7 | 3 | 3 | 0 | 1 |
| Walberg | 2.0 | 2 | 1 | 1 | 1 | 2 |
| Rommel | 1.0 | 3 | 1 | 1 | 0 | 0 |

T – 1:56. **A** – 32,295
Umpires – Klem, Nallin, Stark, McGowan.

Game 6 – October 9
Philadelphia 8, St. Louis 1

| Philadelphia | ab | r | h | bi |
|---------------|-----------|----------|----------|----------|
| Bishop 2b | 4 | 2 | 1 | 0 |
| Haas cf | 2 | 0 | 0 | 1 |
| Cochrane c | 5 | 0 | 1 | 1 |
| Simmons lf | 4 | 1 | 1 | 2 |
| Foxx 1b | 5 | 2 | 2 | 0 |
| Miller rf | 3 | 1 | 1 | 0 |
| Dykes 3b | 3 | 1 | 0 | 1 |
| Williams ss | 4 | 1 | 2 | 1 |
| Grove p | 4 | 0 | 0 | 0 |
| Totals | 34 | 8 | 8 | 6 |

| St. Louis | ab | r | h | bi |
|---------------|-----------|----------|----------|----------|
| Flowers 3b | 4 | 1 | 1 | 0 |
| Roettger rf | 4 | 0 | 1 | 0 |
| Frisch 2b | 4 | 0 | 1 | 1 |
| Martin cf | 3 | 0 | 0 | 0 |
| Hafey lf | 4 | 0 | 1 | 0 |
| Bottomley 1b | 4 | 0 | 0 | 0 |
| Wilson c | 3 | 0 | 0 | 0 |
| Mancuso c | 0 | 0 | 0 | 0 |
| Gelbert ss | 3 | 0 | 1 | 0 |
| Derringer p | 0 | 0 | 0 | 0 |
| Johnson p | 0 | 0 | 0 | 0 |
| Blades ph | 1 | 0 | 0 | 0 |
| Lindsey p | 0 | 0 | 0 | 0 |
| Collins ph | 1 | 0 | 0 | 0 |
| Rhem p | 0 | 0 | 0 | 0 |
| Totals | 31 | 1 | 5 | 1 |

| | | | | | | |
|--------------|-----|-----|-----|---|---|---|
| Philadelphia | 000 | 040 | 400 | 8 | 8 | 1 |
| St. Louis | 000 | 001 | 000 | 1 | 5 | 2 |

E – Cochrane, Flowers, Hafey. **DP** – Philadelphia 1, St. Louis 1. **LOB** – Philadelphia 8, St. Louis 5. **2B** – Williams, Flowers. **SH** – Haas, Miller, Derringer.

| Philadelphia | ip | h | r | er | bb | so |
|------------------|-----------|----------|----------|-----------|-----------|-----------|
| Grove (W) | 9.0 | 5 | 1 | 1 | 1 | 7 |
| St. Louis | ip | h | r | er | bb | so |
| Derringer (L) | 4.2 | 3 | 4 | 0 | 4 | 4 |
| Johnson | 1.1 | 1 | 0 | 0 | 0 | 2 |
| Lindsey | 2.0 | 3 | 4 | 2 | 2 | 0 |
| Rhem | 1.0 | 1 | 0 | 0 | 0 | 1 |

WP – Derringer. **HBP** – by Lindsey (Miller).
T – 1:57. **A** – 39,401
Umpires – Nallin, Stark, McGowan, Klem.

HISTORY

Game 7 – October 10
St. Louis 4, Philadelphia 2

| Philadelphia | ab | r | h | bi |
|---------------------|-----------|----------|----------|-----------|
| Bishop 2b | 4 | 0 | 0 | 0 |
| Haas cf | 3 | 0 | 0 | 0 |
| Cochrane c | 4 | 0 | 0 | 0 |
| Simmons lf | 3 | 0 | 1 | 0 |
| Foxx 1b | 4 | 0 | 0 | 0 |
| Miller rf | 4 | 1 | 3 | 0 |
| Dykes 3b | 3 | 1 | 0 | 0 |
| Williams ss | 4 | 0 | 2 | 0 |
| Earnshaw p | 2 | 0 | 0 | 0 |
| Tody ph | 0 | 0 | 0 | 0 |
| Walberg p | 0 | 0 | 0 | 0 |
| Cramer ph | 1 | 0 | 1 | 2 |
| Totals | 32 | 2 | 7 | 2 |

| St. Louis | ab | r | h | bi |
|------------------|-----------|----------|----------|-----------|
| High 3b | 4 | 2 | 3 | 0 |
| Watkins rf | 3 | 2 | 2 | 2 |
| Frisch 2b | 3 | 0 | 0 | 0 |
| Martin cf | 3 | 0 | 0 | 0 |
| Orsatti lf | 3 | 0 | 0 | 0 |
| Bottomley 1b | 3 | 0 | 0 | 0 |
| Wilson c | 2 | 0 | 0 | 0 |
| Gelbert ss | 3 | 0 | 0 | 0 |
| Grimes p | 3 | 0 | 0 | 0 |
| Hallahan p | 0 | 0 | 0 | 0 |
| Totals | 27 | 4 | 5 | 2 |

| | | | | | | |
|--------------|-----|-----|-----|---|---|---|
| Philadelphia | 000 | 000 | 002 | 2 | 7 | 1 |
| St. Louis | 202 | 000 | 00x | 4 | 5 | 0 |

E – Foxx. **DP** – Philadelphia 1, St. Louis 1. **LOB** – Philadelphia 8, St. Louis 3.
HR – Watkins (1). **SH** – Frisch. **SB** – Martin (5).

| Philadelphia | ip | h | r | er | bb | so |
|---------------------|-----------|----------|----------|-----------|-----------|-----------|
| Earnshaw (L) | 7.0 | 4 | 4 | 3 | 2 | 7 |
| Walberg | 1.0 | 1 | 0 | 0 | 1 | 2 |
| St. Louis | ip | h | r | er | bb | so |
| Grimes (W) | 8.2 | 7 | 2 | 2 | 5 | 6 |
| Hallahan | 0.1 | 0 | 0 | 0 | 0 | 0 |

WP – Earnshaw.
T – 1:57. **A** – 20,805
Umpires – Stark, McGowan, Klem, Nal-
lin.

1971 ALCS

In their first trip to the ALCS, the Oakland A's ran into the defending World Champion Baltimore Orioles, losing in three straight games. Touted A's pitchers Vida Blue and Jim "Catfish" Hunter ran into problems during the series, leading to the A's downfall. Offensively, the A's got solid performances out of third baseman Sal Bando and right fielder Reggie Jackson, who hit .364 and .333 respectively.

In Game 1, Vida Blue took a 3-1 lead into the bottom of the seventh before allowing a RBI single to Mark Belanger, a RBI double by Curt Motton and a two-run double by Paul Blair. ALCS MVP Mike Cuellar tossed a complete game six-hitter to defeat the A's in Game 2. Jim Hunter also went the distance for the A's, allowing seven hits, including four home runs. In Game 3, Reggie Jackson homered twice and Sal Bando once but that was the A's only scoring as Jim Palmer tossed a complete game seven-hitter.

FINAL STATISTICS

| PLAYER | AVG | G | AB | R | H | TB | 2B | 3B | HR | RBI | SH | SF | HP | BB | IBB | SO | SB | CS | DP | E | SLG | OBP |
|---------------|-------------|----------|-----------|----------|-----------|-----------|----------|----------|----------|----------|----------|----------|----------|----------|----------|-----------|----------|----------|----------|----------|-------------|-------------|
| Bando | .364 | 3 | 11 | 3 | 4 | 9 | 2 | 0 | 1 | 1 | 0 | 0 | 0 | 1 | 0 | 0 | 0 | 0 | 1 | 0 | .818 | .417 |
| Blefary | .000 | 1 | 1 | 0 | 0 | 0 | 0 | 0 | 0 | 0 | 0 | 0 | 0 | 0 | 0 | 1 | 0 | 0 | 0 | 0 | .000 | .000 |
| Blue | .000 | 1 | 3 | 0 | 0 | 0 | 0 | 0 | 0 | 0 | 0 | 0 | 0 | 0 | 0 | 3 | 0 | 0 | 0 | 0 | .000 | .000 |
| Campaneris | .167 | 3 | 12 | 0 | 2 | 3 | 1 | 0 | 0 | 0 | 0 | 0 | 0 | 0 | 0 | 1 | 0 | 1 | 0 | 0 | .250 | .167 |
| Davis | .375 | 3 | 8 | 1 | 3 | 4 | 1 | 0 | 0 | 0 | 1 | 0 | 0 | 0 | 0 | 0 | 0 | 1 | 0 | 0 | .500 | .375 |
| Duncan | .500 | 2 | 6 | 0 | 3 | 4 | 1 | 0 | 0 | 2 | 0 | 0 | 0 | 0 | 0 | 0 | 0 | 1 | 0 | 0 | .667 | .500 |
| Epstein | .200 | 2 | 5 | 0 | 1 | 1 | 0 | 0 | 0 | 0 | 0 | 0 | 0 | 0 | 0 | 3 | 0 | 0 | 0 | 0 | .200 | .200 |
| Green | .286 | 3 | 7 | 0 | 2 | 2 | 0 | 0 | 0 | 0 | 1 | 0 | 0 | 1 | 0 | 1 | 0 | 0 | 1 | 0 | .286 | .375 |
| Hegan | .000 | 1 | 1 | 0 | 0 | 0 | 0 | 0 | 0 | 0 | 0 | 0 | 0 | 0 | 0 | 1 | 0 | 0 | 0 | 0 | .000 | .000 |
| Hunter | .000 | 1 | 3 | 0 | 0 | 0 | 0 | 0 | 0 | 0 | 0 | 0 | 0 | 0 | 0 | 1 | 0 | 0 | 0 | 0 | .000 | .000 |
| Jackson | .333 | 3 | 12 | 2 | 4 | 11 | 1 | 0 | 2 | 2 | 0 | 0 | 0 | 0 | 0 | 1 | 0 | 0 | 0 | 0 | .917 | .333 |
| Mangual | .167 | 3 | 12 | 1 | 2 | 5 | 1 | 1 | 0 | 2 | 0 | 0 | 0 | 0 | 0 | 1 | 0 | 0 | 1 | 0 | .417 | .167 |
| Monday | .000 | 1 | 3 | 0 | 0 | 0 | 0 | 0 | 0 | 0 | 0 | 0 | 0 | 1 | 0 | 2 | 0 | 0 | 0 | 0 | .000 | .250 |
| Rudi | .143 | 2 | 7 | 0 | 1 | 2 | 1 | 0 | 0 | 0 | 0 | 0 | 0 | 1 | 0 | 0 | 0 | 0 | 0 | 0 | .286 | .250 |
| Segui | .000 | 1 | 2 | 0 | 0 | 0 | 0 | 0 | 0 | 0 | 0 | 0 | 0 | 0 | 0 | 0 | 0 | 0 | 0 | 0 | .000 | .000 |
| Tenace | .000 | 1 | 3 | 0 | 0 | 0 | 0 | 0 | 0 | 0 | 0 | 0 | 0 | 1 | 0 | 1 | 0 | 0 | 0 | 0 | .000 | .250 |
| Totals | .229 | 3 | 96 | 7 | 22 | 41 | 8 | 1 | 3 | 7 | 2 | 0 | 0 | 5 | 0 | 16 | 0 | 3 | 3 | 0 | .427 | .267 |

| PITCHER | W | L | ERA | G | GS | CG | GF | SHO | SV | IP | H | R | ER | HR | HB | BB | IBB | SO | WP | BK | AVG |
|---------------|----------|----------|-------------|----------|----------|----------|----------|----------|----------|-------------|-----------|-----------|-----------|----------|----------|-----------|----------|-----------|----------|----------|-------------|
| Blue | 0 | 1 | 6.43 | 1 | 1 | 0 | 0 | 0 | 0 | 7.0 | 7 | 5 | 5 | 0 | 0 | 2 | 0 | 8 | 0 | 0 | .259 |
| Fingers | 0 | 0 | 7.71 | 2 | 0 | 0 | 1 | 0 | 0 | 2.1 | 2 | 2 | 2 | 0 | 0 | 1 | 0 | 2 | 0 | 0 | .250 |
| Grant | 0 | 0 | 0.00 | 1 | 0 | 0 | 1 | 0 | 0 | 2.0 | 3 | 0 | 0 | 0 | 0 | 0 | 0 | 2 | 0 | 0 | .333 |
| Hunter | 0 | 1 | 5.63 | 1 | 1 | 1 | 0 | 0 | 0 | 8.0 | 7 | 5 | 5 | 4 | 0 | 2 | 0 | 6 | 0 | 0 | .233 |
| Knowles | 0 | 0 | 0.00 | 1 | 0 | 0 | 0 | 0 | 0 | 0.1 | 1 | 0 | 0 | 0 | 0 | 0 | 0 | 0 | 1 | 0 | .500 |
| Locker | 0 | 0 | 0.00 | 1 | 0 | 0 | 0 | 0 | 0 | 0.2 | 0 | 0 | 0 | 0 | 0 | 2 | 0 | 0 | 0 | 0 | .000 |
| Segui | 0 | 1 | 5.79 | 1 | 1 | 0 | 0 | 0 | 0 | 4.2 | 6 | 3 | 3 | 0 | 0 | 6 | 2 | 4 | 0 | 0 | .333 |
| Totals | 0 | 3 | 5.40 | 3 | 3 | 1 | 2 | 0 | 0 | 25.0 | 26 | 15 | 15 | 4 | 0 | 13 | 2 | 22 | 1 | 0 | .274 |

Game 1 — October 3
Baltimore 5, Oakland 3

Game 2 — October 4
Baltimore 5, Oakland 1

Game 3 — October 5
Baltimore 5, Oakland 3

| Oakland | ab | r | h | bi |
|---------------|-----------|----------|----------|----------|
| Campaneris ss | 4 | 0 | 1 | 0 |
| Rudi lf | 4 | 0 | 1 | 0 |
| Jackson cf | 4 | 0 | 0 | 0 |
| Davis 1b | 4 | 1 | 1 | 0 |
| Bando 3b | 4 | 1 | 2 | 0 |
| Mangual cf | 4 | 1 | 2 | 2 |
| Duncan c | 3 | 0 | 2 | 1 |
| Epstein ph | 1 | 0 | 0 | 0 |
| Green 2b | 1 | 0 | 0 | 0 |
| Blue p | 3 | 0 | 0 | 0 |
| Fingers p | 0 | 0 | 0 | 0 |
| Totals | 32 | 3 | 9 | 3 |

| Baltimore | ab | r | h | bi |
|----------------|-----------|----------|----------|----------|
| Blair cf | 4 | 0 | 1 | 2 |
| Johnson 2b | 4 | 1 | 1 | 0 |
| Rettenmund lf | 4 | 0 | 1 | 1 |
| F. Robinson rf | 3 | 1 | 0 | 0 |
| Powell 1b | 4 | 0 | 1 | 0 |
| B. Robinson 3b | 3 | 1 | 1 | 0 |
| Etchebarren c | 3 | 0 | 0 | 0 |
| Belanger ss | 2 | 1 | 1 | 1 |
| McNally p | 2 | 0 | 0 | 0 |
| Motton ph | 1 | 0 | 1 | 1 |
| Palmer pr | 0 | 1 | 0 | 0 |
| Watt p | 0 | 0 | 0 | 0 |
| Totals | 30 | 5 | 7 | 5 |

| | | | | | | |
|-----------|-----|-----|-----|---|---|---|
| Oakland | 020 | 100 | 000 | 3 | 9 | 0 |
| Baltimore | 000 | 100 | 40x | 5 | 7 | 1 |

E – Johnson. **DP** – Oakland 1, Baltimore 2. **LOB** – Oakland 4, Baltimore 3. **2B** – Rudi, Bando, Duncan, Mangual, Johnson, Rettenmund, Motton, Blair, Campaneris. **3B** – Mangual. **S** – Green.

| Oakland | ip | h | r | er | bb | so |
|-------------|-----|---|---|----|----|----|
| Blue (L) | 7.0 | 7 | 5 | 5 | 2 | 8 |
| Fingers | 1.0 | 0 | 0 | 0 | 0 | 1 |
| Baltimore | ip | h | r | er | bb | so |
| McNally (W) | 7.0 | 7 | 3 | 3 | 1 | 5 |
| Watt (S) | 2.0 | 2 | 0 | 0 | 0 | 1 |

T – 2:23. **A** – 42,621
Umpires – Soar, Napp, DiMuro, O'Donnell, Luciano, Kunkel.

| Oakland | ab | r | h | bi |
|---------------|-----------|----------|----------|----------|
| Campaneris ss | 4 | 0 | 1 | 0 |
| Rudi lf | 3 | 0 | 0 | 0 |
| Jackson rf | 4 | 0 | 1 | 0 |
| Davis 1b | 3 | 0 | 1 | 0 |
| Bando 3b | 4 | 1 | 1 | 0 |
| Mangual cf | 4 | 0 | 0 | 0 |
| Duncan c | 3 | 0 | 1 | 1 |
| Green 2b | 3 | 0 | 1 | 0 |
| Hunter p | 3 | 0 | 0 | 0 |
| Totals | 31 | 1 | 6 | 1 |

| Baltimore | ab | r | h | bi |
|------------------|-----------|----------|----------|----------|
| Buford lf | 3 | 0 | 0 | 0 |
| Blair cf | 0 | 0 | 0 | 0 |
| Johnson 2b | 3 | 1 | 0 | 0 |
| Powell 1b | 4 | 2 | 2 | 3 |
| F. Robinson rf | 4 | 0 | 0 | 0 |
| Rettenmund cf-lf | 4 | 0 | 1 | 0 |
| B. Robinson 3b | 3 | 1 | 1 | 1 |
| Hendricks c | 3 | 1 | 2 | 1 |
| Belanger ss | 3 | 0 | 0 | 0 |
| Cuellar p | 3 | 0 | 1 | 0 |
| Totals | 30 | 5 | 7 | 5 |

LOB – Oakland 5, Baltimore 3. **2B** – Davis, Bando, Jackson. **HR** – B. Robinson, Powell 2, Hendricks. **S** – Davis.

| Oakland | ip | h | r | er | bb | so |
|-------------|-----|---|---|----|----|----|
| Hunter (L) | 8.0 | 7 | 5 | 5 | 2 | 6 |
| Baltimore | ip | h | r | er | bb | so |
| Cuellar (W) | 9.0 | 6 | 1 | 1 | 1 | 2 |

T – 2:04. **A** – 35,003
Umpires – Napp, O'Donnell, Luciano, DiMuro, Kunkel, Soar.

| Baltimore | ab | r | h | bi |
|------------------|-----------|----------|-----------|----------|
| Buford lf | 4 | 1 | 3 | 0 |
| Rettenmund pr-lf | 0 | 0 | 0 | 0 |
| Blair cf | 5 | 1 | 2 | 0 |
| Powell 1b | 2 | 2 | 0 | 0 |
| F. Robinson rf | 5 | 1 | 1 | 1 |
| Hendricks c | 1 | 0 | 0 | 1 |
| Etchebarren ph-c | 2 | 0 | 0 | 0 |
| B. Robinson 3b | 5 | 0 | 2 | 2 |
| Johnson 2b | 3 | 0 | 2 | 0 |
| Belanger ss | 3 | 0 | 1 | 0 |
| Palmer p | 5 | 0 | 1 | 0 |
| Totals | 35 | 5 | 12 | 4 |

| Oakland | ab | r | h | bi |
|---------------|-----------|----------|----------|----------|
| Campaneris ss | 4 | 0 | 0 | 0 |
| Monday cf | 3 | 0 | 0 | 0 |
| Jackson rf | 4 | 2 | 3 | 2 |
| Epstein 1b | 4 | 0 | 1 | 0 |
| Bando 3b | 3 | 1 | 1 | 1 |
| Mangual lf | 4 | 0 | 0 | 0 |
| Tenace c | 3 | 0 | 0 | 0 |
| Green 2b | 3 | 0 | 1 | 0 |
| Hegan ph | 1 | 0 | 0 | 0 |
| Segui p | 2 | 0 | 0 | 0 |
| Fingers p | 0 | 0 | 0 | 0 |
| Knowles p | 0 | 0 | 0 | 0 |
| Locker p | 0 | 0 | 0 | 0 |
| Davis ph | 1 | 0 | 1 | 0 |
| Grant p | 0 | 0 | 0 | 0 |
| Blefary ph | 1 | 0 | 0 | 0 |
| Totals | 33 | 3 | 7 | 3 |

| | | | | | | |
|-----------|-----|-----|-----|---|----|---|
| Baltimore | 100 | 020 | 200 | 5 | 12 | 0 |
| Oakland | 001 | 001 | 010 | 3 | 7 | 0 |

DP – Baltimore 1, Oakland 3. **LOB** – Baltimore 13, Oakland 6. **2B** – Johnson, F. Robinson, B. Robinson. **3B** – Buford. **HR** – Jackson 2, Bando. **SF** – Hendricks.

| Baltimore | ip | h | r | er | bb | so |
|------------|-----|---|---|----|----|----|
| Palmer (W) | 9.0 | 7 | 3 | 3 | 3 | 8 |
| Oakland | ip | h | r | er | bb | so |
| Segui (L) | 4.2 | 6 | 3 | 3 | 6 | 4 |
| Fingers | 1.1 | 2 | 2 | 2 | 1 | 1 |
| Knowles | 0.1 | 1 | 0 | 0 | 0 | 0 |
| Locker | 0.2 | 0 | 0 | 0 | 2 | 0 |
| Grant | 2.0 | 3 | 0 | 0 | 0 | 2 |

Fingers pitched to 2 batters in the 7th.
WP – Palmer, Knowles.
T – 2:49. **A** – 33,176
Umpires – DiMuro, Luciano, Soar, Kunkel, O'Donnell, Napp.

1972 ALCS

Forty-one years after the Philadelphia Athletics won the American League Pennant, the Oakland A's recorded the organization's next pennant with a hard fought 3 games to 2 triumph over Detroit. It was the first time in the four year history of the ALCS that the playoffs had gone more than three games. The A's used superb pitching, scoring just a total of 13 runs in the five games, but allowing only 10. The series also saw a near brawl between Tigers manager Billy Martin and A's shortstop Campy Campaneris, who threw his bat at Tiger hurler Lerrin LaGrow after being hit by a pitch.

In Game 1, the Tigers scored a run in the top of the 11th inning on an Al Kaline home run to take a 2-1 lead but Gonzalo Marquez tied the game in the bottom of the inning on a pinch hit RBI single. A Kaline throwing error on the play allowed Gene Tenace to score the winning run. ALCS MVP Blue Moon Odom tossed a three-hit shutout in a 5-0 A's win in Game 2. Campaneris had three hits, two runs and two steals but was suspended for the remainder of the playoffs by American League President Joe Cronin after the bat throwing incident. Joe Coleman blanked the A's 3-0 on seven hits in Game 3 and the Tigers won 4-3 in 10 innings in Game 4. The A's scored two runs in the top of the 10th for a 3-1 lead but the Tigers scored three times in the bottom of the 10th, including the game winning single by Jim Northrup. In Game 5, Vida Blue pitched four innings of shutout relief to pick up the save for Odom. Gene Tenace's two-out RBI single in the fourth inning scored George Hendrick with the winning run.

FINAL STATISTICS

| PLAYER | AVG | G | AB | R | H | TB | 2B | 3B | HR | RBI | SH | SF | HP | BB | IBB | SO | SB | CS | DP | E | SLG | OBP |
|---------------|-------------|----------|------------|-----------|-----------|-----------|----------|----------|----------|-----------|----------|----------|----------|-----------|----------|-----------|----------|----------|----------|----------|-------------|-------------|
| Alou | .381 | 5 | 21 | 2 | 8 | 12 | 4 | 0 | 0 | 2 | 1 | 0 | 1 | 0 | 0 | 2 | 1 | 1 | 1 | 0 | .571 | .409 |
| Bando | .200 | 5 | 20 | 0 | 4 | 4 | 0 | 0 | 0 | 0 | 2 | 0 | 0 | 0 | 0 | 3 | 0 | 0 | 0 | 0 | .200 | .200 |
| Blue | .000 | 4 | 1 | 0 | 0 | 0 | 0 | 0 | 0 | 0 | 0 | 0 | 0 | 0 | 0 | 0 | 0 | 0 | 0 | 0 | .000 | .000 |
| Campaneris | .429 | 2 | 7 | 3 | 3 | 3 | 0 | 0 | 0 | 0 | 0 | 0 | 1 | 1 | 0 | 0 | 2 | 0 | 0 | 0 | .429 | .556 |
| Cullen | .000 | 2 | 1 | 0 | 0 | 0 | 0 | 0 | 0 | 0 | 0 | 0 | 0 | 0 | 0 | 0 | 0 | 0 | 0 | 0 | .000 | .000 |
| Duncan | .000 | 2 | 2 | 0 | 0 | 0 | 0 | 0 | 0 | 0 | 0 | 0 | 1 | 0 | 1 | 0 | 0 | 0 | 0 | 0 | .000 | .333 |
| Epstein | .188 | 5 | 16 | 1 | 3 | 6 | 0 | 0 | 1 | 1 | 0 | 0 | 1 | 4 | 0 | 5 | 1 | 0 | 0 | 0 | .375 | .381 |
| Fingers | .000 | 3 | 1 | 0 | 0 | 0 | 0 | 0 | 0 | 0 | 0 | 0 | 0 | 0 | 0 | 0 | 0 | 0 | 0 | 0 | .000 | .000 |
| Green | .125 | 5 | 8 | 0 | 1 | 2 | 1 | 0 | 0 | 0 | 0 | 0 | 0 | 0 | 0 | 0 | 0 | 0 | 1 | 0 | .250 | .125 |
| Hegan | .000 | 3 | 1 | 1 | 0 | 0 | 0 | 0 | 0 | 0 | 0 | 0 | 0 | 0 | 0 | 0 | 0 | 0 | 0 | 0 | .000 | .000 |
| Hendrick | .143 | 5 | 7 | 2 | 1 | 1 | 0 | 0 | 0 | 0 | 0 | 0 | 0 | 0 | 0 | 1 | 0 | 0 | 0 | 0 | .143 | .143 |
| Holtzman | .000 | 1 | 1 | 0 | 0 | 0 | 0 | 0 | 0 | 0 | 0 | 0 | 0 | 0 | 0 | 1 | 0 | 0 | 0 | 0 | .000 | .000 |
| Hunter | .167 | 2 | 6 | 0 | 1 | 1 | 0 | 0 | 0 | 0 | 0 | 0 | 0 | 0 | 0 | 2 | 0 | 0 | 0 | 0 | .167 | .167 |
| Jackson | .278 | 5 | 18 | 1 | 5 | 6 | 1 | 0 | 0 | 2 | 0 | 0 | 0 | 1 | 0 | 6 | 2 | 0 | 0 | 1 | .333 | .316 |
| Kubiak | .500 | 4 | 4 | 0 | 2 | 2 | 0 | 0 | 0 | 1 | 0 | 0 | 0 | 0 | 0 | 0 | 0 | 0 | 0 | 1 | 1.000 | .500 |
| Mangual | .000 | 3 | 3 | 0 | 0 | 0 | 0 | 0 | 0 | 0 | 0 | 0 | 0 | 0 | 0 | 1 | 0 | 0 | 0 | 0 | .000 | .000 |
| Marquez | .667 | 3 | 3 | 1 | 2 | 2 | 0 | 0 | 0 | 1 | 0 | 0 | 0 | 0 | 0 | 0 | 0 | 0 | 0 | 0 | .667 | .667 |
| Maxvill | .125 | 5 | 8 | 0 | 1 | 1 | 0 | 0 | 0 | 0 | 0 | 0 | 0 | 1 | 0 | 2 | 1 | 0 | 0 | 0 | .125 | .222 |
| Mincher | .000 | 1 | 1 | 0 | 0 | 0 | 0 | 0 | 0 | 0 | 0 | 0 | 0 | 0 | 0 | 1 | 0 | 0 | 0 | 0 | .000 | .000 |
| Odom | .250 | 3 | 4 | 0 | 1 | 2 | 1 | 0 | 0 | 1 | 0 | 0 | 0 | 0 | 0 | 1 | 0 | 0 | 0 | 0 | .500 | .250 |
| Rudi | .250 | 5 | 20 | 1 | 5 | 6 | 1 | 0 | 0 | 2 | 0 | 1 | 0 | 1 | 0 | 4 | 0 | 0 | 0 | 0 | .300 | .273 |
| Tenace | .059 | 5 | 17 | 1 | 1 | 1 | 0 | 0 | 0 | 1 | 0 | 0 | 0 | 3 | 0 | 5 | 0 | 1 | 0 | 1 | .059 | .200 |
| Totals | .224 | 5 | 170 | 13 | 38 | 49 | 8 | 0 | 1 | 10 | 4 | 1 | 3 | 12 | 0 | 35 | 7 | 2 | 2 | 3 | .288 | .285 |

| PITCHER | W | L | ERA | G | GS | CG | GF | SHO | SV | IP | H | R | ER | HR | HB | BB | IBB | SO | WP | BK | AVG |
|---------------|----------|----------|-------------|----------|----------|----------|----------|----------|----------|-------------|-----------|-----------|----------|----------|----------|-----------|----------|-----------|----------|----------|-------------|
| Blue | 0 | 0 | 0.00 | 4 | 0 | 0 | 1 | 0 | 1 | 5.1 | 4 | 0 | 0 | 0 | 0 | 1 | 1 | 5 | 0 | 0 | .200 |
| Fingers | 1 | 0 | 1.69 | 3 | 0 | 0 | 1 | 0 | 0 | 5.1 | 4 | 1 | 1 | 1 | 1 | 0 | 1 | 0 | 3 | 0 | .250 |
| Hamilton | 0 | 0 | 0.00 | 1 | 0 | 0 | 1 | 0 | 0 | 0.0 | 1 | 0 | 0 | 0 | 0 | 1 | 0 | 0 | 0 | 0 | 1.000 |
| Holtzman | 0 | 1 | 4.50 | 1 | 1 | 0 | 0 | 0 | 0 | 4.0 | 4 | 2 | 2 | 0 | 0 | 2 | 0 | 2 | 0 | 0 | .267 |
| Horlen | 0 | 1 | INF | 1 | 0 | 0 | 0 | 0 | 0 | 0.0 | 0 | 1 | 1 | 0 | 0 | 1 | 0 | 0 | 1 | 0 | .000 |
| Hunter | 0 | 0 | 1.17 | 2 | 2 | 0 | 0 | 0 | 0 | 15.1 | 10 | 2 | 2 | 2 | 0 | 5 | 1 | 9 | 0 | 0 | .185 |
| Locker | 0 | 0 | 13.50 | 2 | 0 | 0 | 1 | 0 | 0 | 2.0 | 4 | 3 | 3 | 1 | 0 | 0 | 0 | 1 | 0 | 0 | .444 |
| Odom | 2 | 0 | 0.00 | 2 | 2 | 1 | 0 | 1 | 0 | 14.0 | 5 | 1 | 0 | 0 | 0 | 2 | 0 | 5 | 1 | 0 | .109 |
| Totals | 3 | 2 | 1.76 | 5 | 5 | 1 | 4 | 1 | 1 | 46.0 | 32 | 10 | 9 | 4 | 0 | 13 | 2 | 25 | 2 | 0 | .198 |

Game 1 — October 7
Oakland 3, Detroit 2 (11)

Game 2 — October 8
Oakland 5, Detroit 0

Game 3 — October 10
Detroit 3, Oakland 0

| Detroit | ab | r | h | bi |
|----------------|-----------|----------|----------|----------|
| McAuliffe 2b | 5 | 0 | 0 | 0 |
| Kaline rf | 5 | 1 | 1 | 1 |
| Sims c | 5 | 0 | 2 | 0 |
| Cash 1b | 3 | 1 | 1 | 1 |
| Horton lf | 3 | 0 | 0 | 0 |
| G. Brown ph | 1 | 0 | 0 | 0 |
| Stanley cf | 1 | 0 | 0 | 0 |
| Northrup cf-lf | 3 | 0 | 1 | 0 |
| Rodriguez 3b | 4 | 0 | 0 | 0 |
| Brinkman ss | 4 | 0 | 1 | 0 |
| Lolich p | 4 | 0 | 0 | 0 |
| Seelbach p | 0 | 0 | 0 | 0 |
| Totals | 38 | 2 | 6 | 2 |

| Oakland | ab | r | h | bi |
|---------------|-----------|----------|-----------|----------|
| Campaneris ss | 4 | 1 | 0 | 0 |
| Alou rf | 5 | 0 | 1 | 0 |
| Rudi lf | 4 | 0 | 0 | 1 |
| Jackson cf | 5 | 0 | 2 | 0 |
| Bando 3b | 4 | 0 | 2 | 0 |
| Odom pr | 0 | 0 | 0 | 0 |
| Epstein 1b | 3 | 0 | 2 | 0 |
| Hegan pr | 0 | 1 | 0 | 0 |
| Tenace c | 5 | 1 | 0 | 0 |
| Green 2b | 0 | 0 | 0 | 0 |
| Mangual ph | 1 | 0 | 0 | 0 |
| Kubiak 2b | 2 | 0 | 1 | 0 |
| Hendrick ph | 1 | 0 | 0 | 0 |
| Maxvill 2b | 0 | 0 | 0 | 0 |
| Marquez ph | 1 | 0 | 1 | 1 |
| Hunter p | 3 | 0 | 1 | 0 |
| Blue p | 0 | 0 | 0 | 0 |
| Fingers p | 1 | 0 | 0 | 0 |
| Totals | 39 | 3 | 10 | 2 |

| Detroit | ab | r | h | bi |
|---------------|-----------|----------|----------|----------|
| McAuliffe 2b | 4 | 0 | 0 | 0 |
| Kaline rf | 4 | 0 | 1 | 0 |
| Sims c | 3 | 0 | 0 | 0 |
| Cash 1b | 3 | 0 | 1 | 0 |
| Horton lf | 3 | 0 | 0 | 0 |
| Northrup cf | 3 | 0 | 1 | 0 |
| Taylor 2b | 3 | 0 | 0 | 0 |
| Rodriguez 3b | 3 | 0 | 0 | 0 |
| Fryman p | 1 | 0 | 0 | 0 |
| Zachary p | 0 | 0 | 0 | 0 |
| Scherman p | 0 | 0 | 0 | 0 |
| Haller ph | 1 | 0 | 0 | 0 |
| LaGrow p | 0 | 0 | 0 | 0 |
| Hillier p | 0 | 0 | 0 | 0 |
| G. Brown ph | 1 | 0 | 0 | 0 |
| Totals | 29 | 0 | 3 | 0 |

| Oakland | ab | r | h | bi |
|---------------|-----------|----------|----------|----------|
| Campaneris ss | 3 | 2 | 3 | 0 |
| Maxvill pr-ss | 0 | 0 | 0 | 0 |
| Alou rf | 4 | 1 | 1 | 1 |
| Rudi lf | 3 | 1 | 2 | 1 |
| Jackson cf | 4 | 0 | 1 | 2 |
| Bando 3b | 4 | 0 | 0 | 0 |
| Epstein 1b | 3 | 0 | 0 | 0 |
| Hegan 1b | 0 | 0 | 0 | 0 |
| Tenace c | 3 | 0 | 0 | 0 |
| Green 2b | 1 | 0 | 0 | 0 |
| Hendrick ph | 1 | 1 | 1 | 0 |
| Kubiak 2b | 1 | 0 | 0 | 0 |
| Odom p | 2 | 0 | 0 | 0 |
| Totals | 29 | 5 | 8 | 4 |

| | | | | | | |
|---------|-----|-----|-----|---|---|---|
| Detroit | 000 | 000 | 000 | 0 | 3 | 1 |
| Oakland | 100 | 040 | 00x | 5 | 8 | 0 |

| Oakland | ab | r | h | bi |
|---------------|-----------|----------|----------|----------|
| Alou rf | 5 | 0 | 3 | 0 |
| Maxvill ss | 2 | 0 | 0 | 0 |
| Duncan ph-c | 1 | 0 | 0 | 0 |
| Rudi lf | 4 | 0 | 3 | 0 |
| Jackson cf | 4 | 0 | 0 | 0 |
| Epstein 1b | 4 | 0 | 0 | 0 |
| Bando 3b | 4 | 0 | 1 | 0 |
| Tenace c-2b | 2 | 0 | 0 | 0 |
| Green 2b | 1 | 0 | 0 | 0 |
| Mincher ph | 1 | 0 | 0 | 0 |
| Kubiak 2b | 0 | 0 | 0 | 0 |
| Marquez ph | 1 | 0 | 0 | 0 |
| Cullen ss | 1 | 0 | 0 | 0 |
| Holtzman p | 1 | 0 | 0 | 0 |
| Mangual ph | 1 | 0 | 0 | 0 |
| Fingers p | 0 | 0 | 0 | 0 |
| Blue p | 0 | 0 | 0 | 0 |
| Hegan ph | 1 | 0 | 0 | 0 |
| Locker p | 0 | 0 | 0 | 0 |
| Hendrick ph | 1 | 0 | 0 | 0 |
| Totals | 34 | 0 | 7 | 0 |

| Detroit | ab | r | h | bi |
|---------------|-----------|----------|----------|----------|
| Taylor 2b | 4 | 0 | 0 | 0 |
| Rodriguez 3b | 4 | 0 | 0 | 0 |
| Kaline rf | 3 | 1 | 2 | 0 |
| Freehan c | 3 | 2 | 2 | 1 |
| Horton lf | 2 | 0 | 0 | 0 |
| Northrup lf | 1 | 0 | 0 | 0 |
| Stanley cf | 3 | 0 | 1 | 0 |
| I. Brown 1b | 2 | 0 | 1 | 2 |
| Cash ph-1b | 1 | 0 | 0 | 0 |
| McAuliffe ss | 3 | 0 | 1 | 0 |
| Coleman p | 2 | 0 | 1 | 0 |
| Totals | 28 | 3 | 8 | 3 |

One out when winning run scored.

| | | | | | | | |
|---------|-----|-----|-----|----|-----|---|---|
| Detroit | 010 | 000 | 000 | 01 | 2 | 6 | 2 |
| Oakland | 001 | 000 | 000 | 02 | 310 | 1 | |

E – McAuliffe, Kubiak, Kaline. **DP** – Detroit 1, Oakland 1. **LOB** – Detroit 6, Oakland 10. **2B** – Brinkman, Sims. **3B** – Sims. **HR** – Cash, Kaline. **S** – Bando, Cash. **SF** – Rudi.

| Detroit | ip | h | r | er | bb | so |
|----------------|-----------|----------|----------|-----------|-----------|-----------|
| Lolich (L) | 10.0 | 9 | 3 | 2 | 3 | 4 |
| Seelbach | 0.1 | 1 | 0 | 0 | 0 | 0 |
| Oakland | ip | h | r | er | bb | so |
| Hunter | 8.0 | 4 | 1 | 1 | 2 | 4 |
| Blue | 0.0 | 0 | 0 | 0 | 0 | 0 |
| Fingers (W) | 3.0 | 2 | 1 | 1 | 0 | 1 |

Hunter pitched to 1 batter in the 9th.
 Blue pitched to 1 batter in the 9th. Lolich pitched to 2 batters in the 11th.

T – 3:09. **A** – 29,536

Umpires – Flaherty, Chylak, Rice, Denkinger, Barnett, Frantz.

E – McAuliffe. **DP** – Detroit 1. **LOB** – Detroit 2, Oakland 4. **2B** – Rudi, Jackson. **SB** – Campaneris 2. **S** – Odom.

| Detroit | ip | h | r | er | bb | so |
|----------------|-----------|----------|----------|-----------|-----------|-----------|
| Fryman (L) | 4.1 | 7 | 4 | 4 | 1 | 5 |
| Zachary | 0.0 | 0 | 1 | 1 | 1 | 0 |
| Scherman | 0.2 | 1 | 0 | 0 | 0 | 1 |
| LaGrow | 1.0 | 0 | 0 | 0 | 0 | 1 |
| Hillier | 2.0 | 0 | 0 | 0 | 0 | 1 |
| Oakland | ip | h | r | er | bb | so |
| Odom (W) | 9.0 | 3 | 0 | 0 | 0 | 2 |

Zachary pitched to 1 batter in the 5th.
 LaGrow pitched to 1 batter in the 7th.

HBP – by LaGrow (Campaneris). **WP** – Zachary 2.

T – 2:37. **A** – 31,088

Umpires – Chylak, Rice, Frantz, Barnett, Denkinger, Flaherty.

| | | | | | | |
|---------|-----|-----|-----|---|---|---|
| Oakland | 000 | 000 | 000 | 0 | 7 | 0 |
| Detroit | 000 | 200 | 01x | 3 | 8 | 1 |

E – McAuliffe. **DP** – Oakland 3, Detroit 1. **LOB** – Oakland 10, Detroit 5. **2B** – Alou 2, Freehan. **HR** – Freehan. **SB** – Alou, Maxvill. **S** – Freehan.

| Oakland | ip | h | r | er | bb | so |
|----------------|-----------|----------|----------|-----------|-----------|-----------|
| Holtzman (L) | 4.0 | 4 | 2 | 3 | 2 | 2 |
| Fingers | 1.2 | 2 | 0 | 0 | 1 | 1 |
| Blue | 0.1 | 0 | 0 | 0 | 0 | 0 |
| Locker | 2.0 | 2 | 1 | 1 | 0 | 1 |
| Detroit | ip | h | r | er | bb | so |
| Coleman (W) | 9.0 | 7 | 0 | 0 | 3 | 14 |

T – 2:27. **A** – 41,156

Umpires – Rice, Denkinger, Chylak, Frantz, Flaherty and Barnett.

Game 4 — October 11
Detroit 4, Oakland 3 (10)

Game 5 — October 12
Oakland 2, Detroit 1

| Oakland | ab | r | h | bi |
|---------------|-----------|----------|----------|----------|
| Alou rf | 5 | 1 | 2 | 1 |
| Maxvill ss | 2 | 0 | 1 | 0 |
| Hendrick ph | 1 | 0 | 0 | 0 |
| Cullen ss | 0 | 0 | 0 | 0 |
| Mangual ph | 1 | 0 | 0 | 0 |
| Kubiak ss | 1 | 0 | 1 | 1 |
| Rudi lf | 5 | 0 | 0 | 0 |
| Jackson cf | 5 | 0 | 2 | 0 |
| Bando 3b | 5 | 0 | 0 | 0 |
| Epstein 1b | 3 | 1 | 1 | 1 |
| Tenace c-2b | 4 | 0 | 0 | 0 |
| Green 2b | 2 | 0 | 1 | 0 |
| Duncan ph-c | 1 | 0 | 0 | 0 |
| Hunter p | 3 | 0 | 0 | 0 |
| Fingers p | 0 | 0 | 0 | 0 |
| Blue p | 0 | 0 | 0 | 0 |
| Marquez ph | 1 | 1 | 1 | 0 |
| Locker p | 0 | 0 | 0 | 0 |
| Horlen p | 0 | 0 | 0 | 0 |
| Hamilton p | 0 | 0 | 0 | 0 |
| Totals | 39 | 3 | 9 | 3 |

| Detroit | ab | r | h | bi |
|----------------|-----------|----------|-----------|----------|
| McAuliffe ss | 4 | 2 | 2 | 1 |
| Kaline rf | 3 | 1 | 1 | 0 |
| Sims lf | 3 | 0 | 1 | 0 |
| Stanley cf | 1 | 0 | 1 | 0 |
| G. Brown ph | 0 | 1 | 0 | 0 |
| Freehan c | 5 | 0 | 1 | 1 |
| Cash 1b | 4 | 0 | 1 | 1 |
| Northrup cf-lf | 5 | 0 | 1 | 1 |
| Taylor 2b | 4 | 0 | 2 | 0 |
| Rodriguez 3b | 2 | 0 | 0 | 0 |
| Lolich p | 3 | 0 | 0 | 0 |
| Horton ph | 1 | 0 | 0 | 0 |
| Seelbach p | 0 | 0 | 0 | 0 |
| Hiller p | 0 | 0 | 0 | 0 |
| Totals | 35 | 4 | 10 | 4 |

None out when winning run scored.
 Oakland 000 000 100 2 3 9 2
 Detroit 001 000 000 3 410 1

E – Jackson, Rodriguez, Tenace. **DP** – Oakland 1. **LOB** – Oakland 8, Detroit 11.
2B – Sims, Green, Taylor 2, Alou 2. **HR** – McAuliffe, Epstein. **S** – Kaline.

| Oakland | ip | h | r | er | bb | so |
|----------------|-----------|----------|----------|-----------|-----------|-----------|
| Hunter | 7.1 | 6 | 1 | 1 | 3 | 5 |
| Fingers | 0.2 | 0 | 0 | 0 | 0 | 1 |
| Blue | 1.0 | 1 | 0 | 0 | 1 | 2 |
| Locker | 0.0 | 2 | 2 | 2 | 0 | 0 |
| Horlen (L) | 0.0 | 0 | 1 | 1 | 1 | 0 |
| Hamilton | 0.0 | 1 | 0 | 0 | 1 | 0 |
| Detroit | ip | h | r | er | bb | so |
| Lolich | 9.0 | 5 | 1 | 1 | 2 | 6 |
| Seelbach | 0.2 | 3 | 2 | 2 | 0 | 0 |
| Hiller (W) | 0.1 | 1 | 0 | 0 | 0 | 0 |

Locker pitched to two batters in the 10th.
 Horlen pitched to two batters in the 10th.
 Hamilton pitched to two batters in the 10th.
WP – Horlen
T – 3:04. **A** – 37,615
Umpires – Denkinger, Chylak, Rice, Flaherty, Barnett and Frantz.

| Oakland | ab | r | h | bi |
|---------------|-----------|----------|----------|----------|
| Alou rf | 2 | 0 | 1 | 0 |
| Maxvill ss | 4 | 0 | 0 | 0 |
| Rudi lf | 4 | 0 | 0 | 0 |
| Jackson cf | 0 | 1 | 0 | 0 |
| Hendrick cf | 3 | 1 | 0 | 0 |
| Bando 3b | 3 | 0 | 1 | 0 |
| Epstein 1b | 3 | 0 | 0 | 0 |
| Tenace c | 3 | 0 | 1 | 1 |
| Green 2b | 4 | 0 | 0 | 0 |
| Odom p | 2 | 0 | 1 | 0 |
| Blue p | 1 | 0 | 0 | 0 |
| Totals | 29 | 2 | 4 | 1 |

| Detroit | ab | r | h | bi |
|---------------|-----------|----------|----------|----------|
| McAuliffe ss | 4 | 1 | 1 | 0 |
| Kaline rf | 4 | 0 | 0 | 0 |
| Sims lf | 3 | 0 | 0 | 0 |
| Freehan c | 4 | 0 | 0 | 1 |
| Cash 1b | 4 | 0 | 1 | 0 |
| Niekro ph | 0 | 0 | 0 | 0 |
| Northrup cf | 2 | 0 | 2 | 0 |
| Stanley ph | 1 | 0 | 0 | 0 |
| Taylor 2b | 4 | 0 | 0 | 0 |
| Rodriguez 3b | 3 | 0 | 0 | 0 |
| Fryman p | 2 | 0 | 0 | 0 |
| Horton ph | 1 | 0 | 1 | 0 |
| Knox pr | 0 | 0 | 0 | 0 |
| Hiller p | 0 | 0 | 0 | 0 |
| Totals | 32 | 1 | 5 | 1 |

| | | | | | | |
|---------|-----|-----|-----|---|---|---|
| Oakland | 010 | 100 | 000 | 2 | 4 | 0 |
| Detroit | 100 | 000 | 000 | 1 | 5 | 2 |

E – McAuliffe, Sims. **DP** – Detroit 1. **LOB** – Oakland 6, Detroit 6. **2B** – Odom. **SB** – Jackson 2, Epstein. **S** – Bando, Alou.

| Oakland | ip | h | r | er | bb | so |
|----------------|-----------|----------|----------|-----------|-----------|-----------|
| Odom (W) | 5.0 | 2 | 1 | 0 | 2 | 3 |
| Blue (S) | 4.0 | 3 | 0 | 0 | 0 | 3 |
| Detroit | ip | h | r | er | bb | so |
| Fryman (L) | 8.0 | 4 | 2 | 1 | 1 | 3 |
| Hiller | 1.0 | 0 | 0 | 0 | 1 | 0 |

HBP – by Fryman (Epstein, Alou). **WP** – Odom. **BK** – Fryman. **PB** – Tenace.
T – 2:48. **A** – 50,276
Umpires – Chylak, Rice, Barnett, Flaherty, Frantz and Denkinger.

1972 WORLD SERIES

The A's win their first World Championship in Oakland, the first for the Athletics franchise since 1930, defeating Cincinnati, 4 games to 3. Six of the seven games are decided by one run and Gene Tenace picks up the offensive slack for Reggie Jackson who misses the entire series after pulling a hamstring in the ALCS. Tenace hits .348 with four home runs and nine RBI in the seven games to earn World Series MVP honors.

Tenace homers in his first two at bats of the series, hitting a two-run homer in the second and a solo shot in the fifth to lead the A's to a 3-2 win in Game 1. Catfish Hunter tossed 8 2/3 innings of six-hit, one-run baseball in Game 2 before yielding to Rollie Fingers who got the final out in the A's 2-1 win. Joe Rudi homered and made a spectacular catch off the bat of Denis Menke in the ninth. After a rainout in Oakland, the Reds won Game 3, 1-0 on a combined three-hitter by Jack Billingham and Clay Carroll. In Game 4, the A's trailed 2-1 entering the bottom of the ninth before scoring twice on pinch hit RBI singles by Don Mincher and Angel Mangual to take a 3-1 lead in the series. The Reds scored once in the eighth and once in the ninth off Rollie Fingers to win Game 5, 5-4 and then won 8-1 in Game 6 to even the series at three games each. In Game 7, the score was tied at one after five innings when Tenace delivered a RBI double to give the A's the lead. Sal Bando followed with a RBI double and Rollie Fingers pitched two scoreless innings for the save.

FINAL STATISTICS

| PLAYER | AVG | G | AB | R | H | TB | 2B | 3B | HR | RBI | SH | SF | HP | BB | IBB | SO | SB | CS | DP | E | SLG | OBP |
|---------------|-------------|----------|------------|-----------|-----------|-----------|----------|----------|----------|-----------|----------|----------|----------|-----------|----------|-----------|----------|----------|----------|----------|-------------|-------------|
| Alou | .042 | 7 | 24 | 0 | 1 | 1 | 0 | 0 | 0 | 0 | 1 | 0 | 0 | 3 | 1 | 0 | 1 | 0 | 0 | 1 | .042 | .148 |
| Bando | .269 | 7 | 26 | 2 | 7 | 8 | 1 | 0 | 0 | 1 | 0 | 0 | 0 | 2 | 1 | 5 | 0 | 0 | 1 | 1 | .308 | .321 |
| Blue | .000 | 4 | 1 | 0 | 0 | 0 | 0 | 0 | 0 | 0 | 0 | 0 | 0 | 2 | 0 | 1 | 0 | 0 | 0 | 0 | .000 | .667 |
| Campaneris | .179 | 7 | 28 | 1 | 5 | 5 | 0 | 0 | 0 | 0 | 2 | 0 | 0 | 1 | 0 | 4 | 0 | 1 | 0 | 1 | .179 | .207 |
| Duncan | .200 | 3 | 5 | 0 | 1 | 1 | 0 | 0 | 0 | 0 | 0 | 0 | 0 | 1 | 0 | 3 | 0 | 0 | 0 | 0 | .200 | .333 |
| Epstein | .000 | 6 | 16 | 1 | 0 | 0 | 0 | 0 | 0 | 0 | 0 | 0 | 0 | 5 | 1 | 3 | 0 | 0 | 0 | 2 | .000 | .238 |
| Fingers | .000 | 6 | 1 | 0 | 0 | 0 | 0 | 0 | 0 | 0 | 1 | 0 | 0 | 0 | 0 | 0 | 0 | 0 | 0 | 0 | .000 | .000 |
| Green | .333 | 7 | 18 | 0 | 6 | 8 | 2 | 0 | 0 | 1 | 0 | 0 | 0 | 0 | 0 | 4 | 0 | 0 | 0 | 0 | .444 | .333 |
| Hegan | .200 | 6 | 5 | 0 | 1 | 1 | 0 | 0 | 0 | 0 | 0 | 0 | 0 | 0 | 0 | 2 | 0 | 0 | 0 | 0 | .200 | .200 |
| Hendrick | .133 | 5 | 15 | 3 | 2 | 2 | 0 | 0 | 0 | 0 | 1 | 0 | 0 | 1 | 0 | 2 | 0 | 0 | 1 | 0 | .133 | .188 |
| Holtzman | .000 | 3 | 5 | 0 | 0 | 0 | 0 | 0 | 0 | 0 | 0 | 0 | 0 | 0 | 0 | 0 | 0 | 0 | 0 | 1 | .000 | .000 |
| Hunter | .200 | 3 | 5 | 0 | 1 | 1 | 0 | 0 | 0 | 1 | 0 | 0 | 0 | 2 | 0 | 1 | 0 | 0 | 0 | 1 | .200 | .429 |
| Kubiak | .333 | 4 | 3 | 0 | 1 | 1 | 0 | 0 | 0 | 0 | 0 | 0 | 0 | 0 | 0 | 0 | 0 | 0 | 0 | 0 | .333 | .333 |
| Lewis | — | 6 | 0 | 2 | 0 | 0 | 0 | 0 | 0 | 0 | 0 | 0 | 0 | 0 | 0 | 0 | 0 | 2 | 0 | 0 | — | — |
| Mangual | .300 | 4 | 10 | 1 | 3 | 3 | 0 | 0 | 0 | 1 | 1 | 0 | 0 | 0 | 0 | 0 | 0 | 0 | 0 | 1 | .300 | .300 |
| Marquez | .600 | 5 | 5 | 0 | 3 | 3 | 0 | 0 | 0 | 1 | 0 | 0 | 0 | 0 | 0 | 0 | 0 | 0 | 0 | 0 | .600 | .600 |
| Mincher | 1.000 | 3 | 1 | 0 | 1 | 1 | 0 | 0 | 0 | 1 | 0 | 0 | 0 | 0 | 0 | 0 | 0 | 0 | 0 | 0 | 1.000 | 1.000 |
| Odom | .000 | 4 | 4 | 0 | 0 | 0 | 0 | 0 | 0 | 0 | 0 | 0 | 0 | 0 | 0 | 3 | 0 | 0 | 0 | 0 | .000 | .000 |
| Rudi | .240 | 7 | 25 | 1 | 6 | 9 | 0 | 0 | 1 | 1 | 0 | 0 | 1 | 2 | 1 | 5 | 0 | 0 | 0 | 0 | .360 | .321 |
| Tenace | .348 | 7 | 23 | 5 | 8 | 21 | 1 | 0 | 4 | 9 | 0 | 0 | 0 | 2 | 1 | 4 | 0 | 0 | 0 | 1 | .913 | .400 |
| Totals | .209 | 7 | 220 | 16 | 46 | 65 | 4 | 0 | 5 | 16 | 6 | 0 | 1 | 21 | 5 | 37 | 1 | 3 | 2 | 9 | .295 | .281 |

| PITCHER | W | L | ERA | G | GS | CG | GF | SHO | SV | IP | H | R | ER | HR | HB | BB | IBB | SO | WP | BK | AVG |
|---------------|----------|----------|-------------|----------|----------|----------|----------|----------|----------|-------------|-----------|-----------|-----------|----------|----------|-----------|----------|-----------|----------|----------|-------------|
| Blue | 0 | 1 | 4.15 | 4 | 1 | 0 | 1 | 0 | 1 | 8.2 | 8 | 4 | 4 | 1 | 0 | 5 | 1 | 5 | 1 | 0 | .258 |
| Fingers | 1 | 1 | 1.74 | 6 | 0 | 0 | 4 | 0 | 2 | 10.1 | 4 | 2 | 2 | 0 | 1 | 4 | 2 | 11 | 1 | 0 | .125 |
| Hamilton | 0 | 0 | 27.00 | 2 | 0 | 0 | 1 | 0 | 0 | 1.1 | 3 | 4 | 4 | 0 | 0 | 1 | 1 | 1 | 0 | 0 | .500 |
| Holtzman | 1 | 0 | 2.13 | 3 | 2 | 0 | 0 | 0 | 0 | 12.2 | 11 | 3 | 3 | 0 | 0 | 3 | 1 | 4 | 0 | 0 | .234 |
| Horlen | 0 | 0 | 6.75 | 1 | 0 | 0 | 1 | 0 | 0 | 1.1 | 2 | 1 | 1 | 0 | 0 | 2 | 1 | 1 | 1 | 0 | .333 |
| Hunter | 2 | 0 | 2.81 | 3 | 2 | 0 | 0 | 0 | 0 | 16.0 | 12 | 5 | 5 | 2 | 0 | 6 | 2 | 11 | 1 | 0 | .203 |
| Locker | 0 | 0 | 0.00 | 1 | 0 | 0 | 0 | 0 | 0 | 0.1 | 1 | 0 | 0 | 0 | 0 | 0 | 0 | 0 | 0 | 0 | .500 |
| Odom | 0 | 1 | 1.59 | 2 | 2 | 0 | 0 | 0 | 0 | 11.1 | 5 | 2 | 2 | 0 | 0 | 6 | 0 | 13 | 0 | 0 | .135 |
| Totals | 4 | 3 | 3.05 | 7 | 7 | 0 | 7 | 0 | 3 | 62.0 | 46 | 21 | 21 | 3 | 1 | 27 | 8 | 46 | 4 | 0 | .209 |

Game 1 — October 14
Oakland 3, Cincinnati 2

Game 2 — October 15
Oakland 2, Cincinnati 1

Game 3 — October 18
Cincinnati 1, Oakland 0

| Oakland | ab | r | h | bi |
|---------------|-----------|----------|----------|----------|
| Campaneris ss | 3 | 0 | 2 | 0 |
| Rudi lf | 4 | 0 | 0 | 0 |
| Alou rf | 3 | 0 | 0 | 0 |
| Epstein 1b | 3 | 0 | 0 | 0 |
| Lewis pr | 0 | 0 | 0 | 0 |
| Hegan 1b | 0 | 0 | 0 | 0 |
| Bando 3b | 4 | 0 | 0 | 0 |
| Hendrick cf | 2 | 1 | 0 | 0 |
| Tenace c | 3 | 2 | 2 | 3 |
| Green 2b | 2 | 0 | 0 | 0 |
| Marquez ph | 1 | 0 | 0 | 0 |
| Kubiak 2b | 0 | 0 | 0 | 0 |
| Holtzman p | 2 | 0 | 0 | 0 |
| Fingers p | 0 | 0 | 0 | 0 |
| Blue p | 0 | 0 | 0 | 0 |
| Totals | 27 | 3 | 4 | 3 |

| Cincinnati | ab | r | h | bi |
|---------------|-----------|----------|----------|----------|
| Rice lf | 4 | 0 | 0 | 0 |
| Morgan 2b | 3 | 0 | 0 | 0 |
| Tolan cf | 4 | 0 | 1 | 0 |
| Bench c | 3 | 2 | 2 | 0 |
| Perez 1b | 4 | 0 | 2 | 0 |
| Menke 3b | 3 | 0 | 0 | 1 |
| Geronimo rf | 3 | 0 | 0 | 0 |
| McRae ph | 1 | 0 | 1 | 0 |
| Foster pr | 0 | 0 | 0 | 0 |
| Concepcion ss | 2 | 0 | 1 | 1 |
| Nolan p | 2 | 0 | 0 | 0 |
| Borbon p | 0 | 0 | 0 | 0 |
| Uhlaender ph | 1 | 0 | 0 | 0 |
| Carroll p | 0 | 0 | 0 | 0 |
| Javier ph | 1 | 0 | 0 | 0 |
| Totals | 31 | 2 | 7 | 2 |

Oakland 020 010 000 3 4 0
 Cincinnati 010 100 000 2 7 0

DP – Cincinnati 1. **LOB** – Oakland 2, Cincinnati 8. **2B** – Bench. **HR** – Tenace 2. **CS** – Campaneris, Lewis, Tolan, Concepcion. **S** – Campaneris, Concepcion.

| Oakland | ip | h | r | er | bb | so |
|--------------|-----|---|---|----|----|----|
| Holtzman (W) | 5.0 | 5 | 2 | 2 | 3 | 3 |
| Fingers | 1.2 | 1 | 0 | 0 | 1 | 3 |
| Blue (S) | 2.1 | 1 | 0 | 0 | 1 | 1 |
| Cincinnati | ip | h | r | er | bb | so |
| Nolan (L) | 6.0 | 4 | 3 | 3 | 2 | 0 |
| Borbon | 1.0 | 0 | 0 | 0 | 0 | 0 |
| Carroll | 2.0 | 0 | 0 | 0 | 2 | 1 |

Holtzman pitched to one batter in the 6th.

WP – Blue. **T** – 2:18. **A** – 52,918
Umpires – Pelekoudas, Honochick, Steiner, Umont, Engel, Haller.

| Oakland | ab | r | h | bi |
|---------------|-----------|----------|----------|----------|
| Campaneris ss | 5 | 0 | 1 | 0 |
| Alou rf | 4 | 0 | 1 | 0 |
| Rudi lf | 3 | 1 | 2 | 1 |
| Epstein 1b | 2 | 0 | 0 | 0 |
| Lewis pr | 0 | 0 | 0 | 0 |
| Hegan 1b | 1 | 0 | 0 | 0 |
| Bando 3b | 4 | 0 | 1 | 0 |
| Hendrick cf | 4 | 1 | 1 | 0 |
| Tenace c | 4 | 0 | 0 | 0 |
| Green 2b | 4 | 0 | 2 | 0 |
| Hunter p | 3 | 0 | 1 | 1 |
| Fingers p | 0 | 0 | 0 | 0 |
| Totals | 34 | 2 | 9 | 2 |

| Cincinnati | ab | r | h | bi |
|---------------|-----------|----------|----------|----------|
| Rose lf | 4 | 0 | 1 | 0 |
| Morgan 2b | 4 | 0 | 0 | 0 |
| Tolan cf | 4 | 0 | 0 | 0 |
| Bench c | 3 | 0 | 1 | 0 |
| Perez 1b | 3 | 1 | 2 | 0 |
| Menke 3b | 4 | 0 | 0 | 0 |
| Geronimo rf | 4 | 0 | 0 | 0 |
| Chaney ss | 2 | 0 | 0 | 0 |
| McRae ph | 1 | 0 | 1 | 1 |
| Concepcion pr | 0 | 0 | 0 | 0 |
| Grimsley p | 1 | 0 | 0 | 0 |
| Uhlaender ph | 1 | 0 | 1 | 0 |
| Borbon p | 0 | 0 | 0 | 0 |
| Hague ph | 1 | 0 | 0 | 0 |
| Hall p | 0 | 0 | 0 | 0 |
| Javier ph | 1 | 0 | 0 | 0 |
| Totals | 33 | 1 | 6 | 1 |

Oakland 011 000 000 2 9 2
 Cincinnati 000 000 001 1 6 0

E – Epstein, Hunter. **DP** – Oakland 1, Cincinnati 1. **LOB** – Oakland 8, Cincinnati 8. **2B** – Uhlaender. **HR** – Rudi. **SB** – Morgan, Alou. **CS** – Lewis.

| Oakland | ip | h | r | er | bb | so |
|--------------|-----|---|---|----|----|----|
| Hunter (W) | 8.2 | 6 | 1 | 1 | 3 | 6 |
| Fingers (S) | 0.1 | 0 | 0 | 0 | 0 | 0 |
| Cincinnati | ip | h | r | er | bb | so |
| Grimsley (L) | 5.0 | 6 | 2 | 2 | 0 | 1 |
| Borbon | 2.0 | 0 | 0 | 0 | 1 | 4 |
| Hall | 2.0 | 3 | 0 | 0 | 2 | 2 |

T – 2:26. **A** – 53,224
Umpires – Honochick, Steiner, Umont, Engel, Haller and Pelekoudas.

| Cincinnati | ab | r | h | bi |
|---------------|-----------|----------|----------|----------|
| Rose lf | 3 | 0 | 0 | 0 |
| Morgan 2b | 3 | 0 | 0 | 0 |
| Tolan cf | 4 | 0 | 1 | 0 |
| Bench c | 4 | 0 | 0 | 0 |
| Perez 1b | 3 | 1 | 1 | 0 |
| Menke 3b | 2 | 0 | 1 | 0 |
| Geronimo rf | 4 | 0 | 1 | 1 |
| Chaney ss | 4 | 0 | 0 | 0 |
| Billingham p | 4 | 0 | 0 | 0 |
| Carroll p | 0 | 0 | 0 | 0 |
| Totals | 31 | 1 | 4 | 1 |

| Oakland | ab | r | h | bi |
|---------------|-----------|----------|----------|----------|
| Campaneris ss | 3 | 0 | 0 | 0 |
| Alou rf | 3 | 0 | 0 | 0 |
| Rudi lf | 4 | 0 | 1 | 0 |
| Epstein 1b | 2 | 0 | 0 | 0 |
| Bando 3b | 4 | 0 | 0 | 0 |
| Hendrick cf | 4 | 0 | 0 | 0 |
| Tenace c | 3 | 0 | 0 | 0 |
| Green 2b | 2 | 0 | 1 | 0 |
| Marquez ph | 1 | 0 | 1 | 0 |
| Lewis pr | 0 | 0 | 0 | 0 |
| Kubiak 2b | 0 | 0 | 0 | 0 |
| Odom p | 2 | 0 | 0 | 0 |
| Hegan ph | 1 | 0 | 0 | 0 |
| Blue p | 0 | 0 | 0 | 0 |
| Fingers p | 0 | 0 | 0 | 0 |
| Totals | 29 | 0 | 3 | 0 |

Cincinnati 000 000 100 1 4 2
 Oakland 000 000 000 0 3 2

E – Morgan, Bench, Epstein, Tenace. **DP** – Cincinnati 1. **LOB** – Cincinnati 8, Oakland 6. **SB** – Rose, Geronimo, Tolan. **S** – Alou, Menke.

| Cincinnati | ip | h | r | er | bb | so |
|----------------|-----|---|---|----|----|----|
| Billingham (W) | 8.0 | 3 | 0 | 0 | 3 | 7 |
| Carroll (S) | 1.0 | 0 | 0 | 0 | 0 | 0 |
| Oakland | ip | h | r | er | bb | so |
| Odom (L) | 7.0 | 3 | 1 | 1 | 2 | 11 |
| Blue | 0.1 | 1 | 0 | 0 | 1 | 0 |
| Fingers | 1.2 | 0 | 0 | 0 | 1 | 3 |

T – 2:46. **A** – 49,410
Umpires – Steiner, Umont, Engel, Haller, Pelekoudas and Honochick.

Game 4 — October 19
Oakland 3, Cincinnati 2

Game 5 — October 20
Cincinnati 5, Oakland 4

Game 6 — October 21
Cincinnati 8, Oakland 1

| Cincinnati | ab | r | h | bi |
|---------------|-----------|----------|----------|----------|
| Rose lf | 4 | 0 | 0 | 0 |
| Morgan 2b | 3 | 1 | 0 | 0 |
| Tolan cf | 4 | 0 | 1 | 2 |
| Bench c | 4 | 0 | 2 | 0 |
| Perez 1b | 4 | 0 | 2 | 0 |
| McRae rf | 4 | 0 | 1 | 0 |
| Geronomo rf | 0 | 0 | 0 | 0 |
| Menke 3b | 4 | 0 | 0 | 0 |
| Concepcion ss | 3 | 1 | 1 | 0 |
| Gullett p | 2 | 0 | 0 | 0 |
| Javier ph | 0 | 0 | 0 | 0 |
| Borbon p | 0 | 0 | 0 | 0 |
| Carroll p | 0 | 0 | 0 | 0 |
| Totals | 32 | 2 | 7 | 2 |

| Oakland | ab | r | h | bi |
|---------------|-----------|----------|-----------|----------|
| Campaneris ss | 4 | 0 | 0 | 0 |
| Alou rf | 3 | 0 | 0 | 0 |
| Rudi lf | 4 | 0 | 2 | 0 |
| Bando 3b | 3 | 0 | 2 | 0 |
| Epstein 1b | 3 | 0 | 0 | 0 |
| Hegan 1b | 1 | 0 | 0 | 0 |
| Hendrick cf | 3 | 0 | 0 | 0 |
| Marquez ph | 1 | 0 | 1 | 0 |
| Lewis pr | 0 | 1 | 0 | 0 |
| Tenace c | 4 | 2 | 2 | 1 |
| Green 2b | 3 | 0 | 1 | 0 |
| Mincher ph | 1 | 0 | 1 | 1 |
| Odum pr | 0 | 0 | 0 | 0 |
| Holtzman p | 3 | 0 | 0 | 0 |
| Blue p | 0 | 0 | 0 | 0 |
| Fingers p | 0 | 0 | 0 | 0 |
| Mangual ph | 1 | 0 | 1 | 1 |
| Totals | 34 | 3 | 10 | 3 |

| | | | | | | |
|------------|-----|-----|-----|---|----|---|
| Cincinnati | 000 | 000 | 020 | 2 | 7 | 1 |
| Oakland | 000 | 010 | 002 | 3 | 10 | 1 |

E – Perez, Holtzman. **DP** – Cincinnati 1, Oakland 1. **LOB** – Cincinnati 5, Oakland 8. **2B** – Green, Tolan. **HR** – Tenace. **SB** – Bench. **CS** – Perez. **S** – Javier.

| Cincinnati | ip | h | r | er | bb | so |
|-------------|-----|---|---|----|----|----|
| Gullett | 7.0 | 5 | 1 | 1 | 1 | 2 |
| Borbon | 1.1 | 2 | 1 | 1 | 0 | 0 |
| Carroll (L) | 0.0 | 3 | 1 | 1 | 0 | 0 |
| Oakland | ip | h | r | er | bb | so |
| Holtzman | 7.2 | 5 | 1 | 1 | 0 | 1 |
| Blue | 0.1 | 2 | 1 | 1 | 1 | 0 |
| Fingers (W) | 1.0 | 0 | 0 | 0 | 0 | 1 |

Blue pitched to one batter in the 9th. Carroll pitched to three batters in the 9th.
T – 2:06. A – 49,410
Umpires – Umont, Engel, Haller, Pelekoudas, Honochick and Steiner.

| Cincinnati | ab | r | h | bi |
|------------------|-----------|----------|----------|----------|
| Rose lf | 5 | 1 | 3 | 2 |
| Morgan 2b | 3 | 2 | 0 | 0 |
| Tolan cf | 4 | 0 | 2 | 2 |
| Bench c | 4 | 0 | 0 | 0 |
| Perez 1b | 4 | 0 | 1 | 0 |
| Menke 3b | 3 | 1 | 1 | 1 |
| Geronomo rf | 4 | 1 | 1 | 0 |
| Chaney ss | 1 | 0 | 0 | 0 |
| Hague ph | 1 | 0 | 0 | 0 |
| Carroll p | 0 | 0 | 0 | 0 |
| Grimsley p | 0 | 0 | 0 | 0 |
| Billingham p | 0 | 0 | 0 | 0 |
| McGlothlin p | 1 | 0 | 0 | 0 |
| Borbon p | 0 | 0 | 0 | 0 |
| Uhlaender ph | 1 | 0 | 0 | 0 |
| Hall p | 0 | 0 | 0 | 0 |
| Concepcion ph-ss | 2 | 0 | 0 | 0 |
| Totals | 33 | 5 | 8 | 5 |

| Oakland | ab | r | h | bi |
|---------------|-----------|----------|----------|----------|
| Campaneris ss | 5 | 0 | 0 | 0 |
| Alou rf | 4 | 0 | 0 | 0 |
| Rudi lf | 3 | 0 | 0 | 0 |
| Epstein 1b | 2 | 1 | 0 | 0 |
| Hegan 1b | 1 | 0 | 1 | 0 |
| Bando 3b | 3 | 1 | 1 | 0 |
| Hendrick cf | 2 | 1 | 1 | 0 |
| Mangual ph-cf | 1 | 0 | 0 | 0 |
| Tenace c | 2 | 1 | 1 | 3 |
| Odum pr | 0 | 0 | 0 | 0 |
| Green 2b | 1 | 0 | 0 | 0 |
| Marquez ph | 1 | 0 | 1 | 1 |
| Lewis pr | 0 | 0 | 0 | 0 |
| Kubiak 2b | 2 | 0 | 1 | 0 |
| Hunter p | 2 | 0 | 0 | 0 |
| Fingers p | 0 | 0 | 0 | 0 |
| Hamilton p | 0 | 0 | 0 | 0 |
| Duncan ph | 1 | 0 | 1 | 0 |
| Totals | 30 | 4 | 7 | 4 |

| | | | | | | |
|------------|-----|-----|-----|---|---|---|
| Cincinnati | 100 | 110 | 011 | 5 | 8 | 0 |
| Oakland | 030 | 100 | 000 | 4 | 7 | 2 |

E – Alou, Bando. **DP** – Cincinnati 1, Oakland 1. **LOB** – Cincinnati 6, Oakland 6. **2B** – Perez. **HR** – Rose, Tenace, Menke. **SB** – Tolan 2, Morgan. **S** – Menke, Hendrick, Fingers, Grimsley.

| Cincinnati | ip | h | r | er | bb | so |
|----------------|-----|---|---|----|----|----|
| McGlothlin | 3.0 | 2 | 4 | 4 | 2 | 3 |
| Borbon | 1.0 | 1 | 0 | 0 | 1 | 0 |
| Hall | 2.0 | 0 | 0 | 0 | 0 | 1 |
| Carroll | 1.2 | 3 | 0 | 0 | 0 | 1 |
| Grimsley (W) | 0.2 | 0 | 0 | 0 | 1 | 0 |
| Billingham (S) | 0.2 | 1 | 0 | 0 | 0 | 0 |
| Oakland | ip | h | r | er | bb | so |
| Hunter | 4.2 | 5 | 3 | 3 | 2 | 2 |
| Fingers (L) | 3.2 | 3 | 2 | 2 | 1 | 4 |
| Hamilton | 0.2 | 0 | 0 | 0 | 0 | 0 |

McGlothlin pitched to two batters in the 4th.
WP – Fingers. **HBP** – Rudi (by McGlothlin) T – 2:26. A – 49,410
Umpires – Engel, Haller, Pelekoudas, Honochick and Steiner and Umont.

| Oakland | ab | r | h | bi |
|---------------|-----------|----------|----------|----------|
| Campaneris ss | 4 | 0 | 0 | 0 |
| Alou rf | 4 | 0 | 0 | 0 |
| Rudi lf | 4 | 0 | 1 | 0 |
| Epstein 1b | 4 | 0 | 0 | 0 |
| Bando 3b | 4 | 1 | 2 | 0 |
| Mangual cf | 4 | 0 | 2 | 0 |
| Tenace c | 4 | 0 | 1 | 0 |
| Green 2b | 2 | 0 | 1 | 1 |
| Marquez ph | 1 | 0 | 0 | 0 |
| Kubiak 2b | 1 | 0 | 0 | 0 |
| Blue p | 1 | 0 | 0 | 0 |
| Locker p | 0 | 0 | 0 | 0 |
| Duncan ph | 1 | 0 | 0 | 0 |
| Hamilton p | 0 | 0 | 0 | 0 |
| Horlen p | 0 | 0 | 0 | 0 |
| Totals | 34 | 1 | 7 | 1 |

| Cincinnati | ab | r | h | bi |
|---------------|-----------|----------|-----------|----------|
| Rose lf | 3 | 1 | 0 | 0 |
| Morgan 2b | 5 | 1 | 2 | 1 |
| Tolan cf | 4 | 2 | 2 | 2 |
| Bench c | 2 | 2 | 1 | 1 |
| Perez 1b | 3 | 0 | 1 | 1 |
| McRae ph | 3 | 1 | 1 | 0 |
| Geronomo rf | 1 | 0 | 1 | 2 |
| Menke 3b | 4 | 0 | 0 | 0 |
| Concepcion ss | 3 | 1 | 2 | 1 |
| Nolan p | 1 | 0 | 0 | 0 |
| Grimsley p | 1 | 0 | 0 | 0 |
| Borbon p | 0 | 0 | 0 | 0 |
| Hall p | 2 | 0 | 0 | 0 |
| Totals | 32 | 8 | 10 | 8 |

| | | | | | | |
|------------|-----|-----|-----|---|----|---|
| Oakland | 000 | 010 | 000 | 1 | 7 | 1 |
| Cincinnati | 000 | 111 | 50x | 8 | 10 | 0 |

E – Mangual. **LOB** – Oakland 7, Cincinnati 6. **2B** – Morgan, Green, McRae. **3B** – Concepcion. **HR** – Bench. **SB** – Tolan, Concepcion 2. **CS** – Rose. **SF** – Concepcion.

| Oakland | ip | h | r | er | bb | so |
|--------------|-----|---|---|----|----|----|
| Blue (L) | 5.2 | 4 | 3 | 3 | 2 | 4 |
| Locker | 0.1 | 1 | 0 | 0 | 0 | 0 |
| Hamilton | 0.2 | 3 | 4 | 4 | 1 | 1 |
| Horlen | 1.1 | 2 | 1 | 1 | 2 | 1 |
| Cincinnati | ip | h | r | er | bb | so |
| Nolan | 4.2 | 3 | 1 | 1 | 0 | 3 |
| Grimsley (W) | 1.0 | 1 | 0 | 0 | 1 | 0 |
| Borbon | 1.0 | 1 | 0 | 0 | 0 | 0 |
| Hall (S) | 2.1 | 2 | 0 | 0 | 0 | 1 |

WP – Horlen.
T – 2:21. A – 52,737
Umpires – Haller, Pelekoudas, Honochick, Steiner, Umont and Engel.

Game 7 — October 22
Oakland 3, Cincinnati 2

| Oakland | ab | r | h | bi |
|----------------|-----------|----------|----------|-----------|
| Campaneris ss | 4 | 1 | 2 | 0 |
| Mangual cf | 4 | 1 | 0 | 0 |
| Rudi lf | 3 | 0 | 0 | 0 |
| Tenace 1b | 3 | 0 | 2 | 2 |
| Lewis pr | 0 | 1 | 0 | 0 |
| Hegan 1b | 1 | 0 | 0 | 0 |
| Bando 3b | 4 | 0 | 1 | 1 |
| Alou rf | 3 | 0 | 0 | 0 |
| Duncan c | 3 | 0 | 0 | 0 |
| Green 2b | 4 | 0 | 1 | 0 |
| Odom p | 2 | 0 | 0 | 0 |
| Hunter p | 0 | 0 | 0 | 0 |
| Holtzman p | 0 | 0 | 0 | 0 |
| Fingers p | 1 | 0 | 0 | 0 |
| Totals | 32 | 3 | 6 | 3 |

| Cincinnati | ab | r | h | bi |
|-------------------|-----------|----------|----------|-----------|
| Rose lf | 5 | 1 | 2 | 0 |
| Morgan 2b | 3 | 0 | 1 | 0 |
| Tolan cf | 2 | 0 | 0 | 0 |
| Foster rf | 0 | 0 | 0 | 0 |
| Hague ph-rf | 1 | 0 | 0 | 0 |
| Bench c | 3 | 0 | 0 | 0 |
| Perez 1b | 2 | 1 | 1 | 1 |
| Menke 3b | 4 | 0 | 0 | 0 |
| Geronimo rf-cf | 3 | 0 | 0 | 0 |
| Concepcion ss | 3 | 0 | 0 | 0 |
| Billingham p | 1 | 0 | 0 | 0 |
| McRae ph | 0 | 0 | 0 | 1 |
| Borbon p | 0 | 0 | 0 | 0 |
| Carroll p | 0 | 0 | 0 | 0 |
| Grimsley p | 0 | 0 | 0 | 0 |
| Uhlaender ph | 1 | 0 | 0 | 0 |
| Hall p | 0 | 0 | 0 | 0 |
| Chaney ph | 0 | 0 | 0 | 0 |
| Totals | 28 | 2 | 4 | 2 |

| | | | | | | |
|------------|-----|-----|-----|---|---|---|
| Oakland | 100 | 002 | 000 | 3 | 6 | 1 |
| Cincinnati | 000 | 010 | 010 | 2 | 4 | 2 |

E – Campaneris, Tolan, Concepcion.
DP – Oakland 1. **LOB** – Oakland 8, Cincinnati 8. **2B** – Perez, Tenace, Bando, Morgan. **SB** – Bench. **S** – Mangual, Campaneris. **CS** – Duncan, Morgan. **SF** – McRae, Perez.

| Oakland | ip | h | r | er | bb | so |
|-------------------|-----------|----------|----------|-----------|-----------|-----------|
| Odom | 4.1 | 2 | 1 | 1 | 4 | 2 |
| Hunter (W) | 2.2 | 1 | 1 | 1 | 1 | 3 |
| Holtzman | 0.0 | 1 | 0 | 0 | 0 | 0 |
| Fingers (S) | 2.0 | 0 | 0 | 0 | 1 | 0 |
| Cincinnati | ip | h | r | er | bb | so |
| Billingham | 5.0 | 2 | 1 | 0 | 1 | 4 |
| Borbon (L) | 0.2 | 3 | 2 | 2 | 0 | 0 |
| Carroll | 1.0 | 0 | 0 | 0 | 2 | 1 |
| Grimsley | 0.1 | 0 | 0 | 0 | 1 | 1 |
| Hall | 2.0 | 1 | 0 | 0 | 0 | 3 |

Hunter pitched to one batter in the 8th.
Holtzman pitched to one batter in the 8th.
WP – Hunter. **HPB** – by Fingers (Chaney).
T – 2:50. **A** – 56,040
Umpires – Pelekoudas, Honochick, Steiner, Umont, Engel and Haller.

1973 ALCS

The A's win their second consecutive American League Pennant, defeating Baltimore 3 games to 2. It was the second consecutive year that the ALCS had gone the maximum five games after having been decided in three games each year previously. In a rematch of the 1971 ALCS, it was pitching again that was the key, this time for the A's. Five of the six A's pitchers had ERA's under 2.00 for the series.

Jim Palmer tossed a five-hit shutout to defeat the A's 6-0 in Game 1 but the A's evened the series with a 6-3 win in Game 2. Sal Bando homered twice off Dave McNally and Campy Campaneris and Joe Rudi also homered for the A's. The A's won Game 3, 2-1 in 11 innings as both Ken Holtzman and Mike Cuellar went the distance. Holtzman allowed just three hits and Cuellar had allowed just three before Campaneris homered to lead off the bottom of the 11th. The A's appeared to have the series locked up in Game 4 as they had a 4-0 lead after six innings. Baltimore then scored four times off Vida Blue in the seventh and once off losing pitcher Rollie Fingers in the eighth for a 5-4 win. ALCS MVP Catfish Hunter then tossed a five-hit shutout in Game 5 as the A's won 3-0 to clinch the series.

FINAL STATISTICS

| PLAYER | AVG | G | AB | R | H | TB | 2B | 3B | HR | RBI | SH | SF | HP | BB | IBB | SO | SB | CS | DP | E | SLG | OBP |
|---------------|-------------|----------|------------|-----------|-----------|-----------|----------|----------|----------|-----------|----------|----------|----------|-----------|----------|-----------|----------|----------|----------|----------|-------------|-------------|
| Alou | .333 | 4 | 6 | 0 | 2 | 2 | 0 | 0 | 0 | 1 | 0 | 0 | 0 | 0 | 0 | 1 | 0 | 0 | 0 | 0 | .333 | .333 |
| Andrews | .000 | 2 | 1 | 0 | 0 | 0 | 0 | 0 | 0 | 0 | 1 | 0 | 0 | 0 | 0 | 0 | 0 | 0 | 0 | 0 | .000 | .000 |
| Bando | .167 | 5 | 18 | 2 | 3 | 9 | 0 | 0 | 2 | 3 | 0 | 0 | 1 | 3 | 0 | 6 | 0 | 0 | 0 | 0 | .500 | .318 |
| Bourque | .000 | 2 | 1 | 0 | 0 | 0 | 0 | 0 | 0 | 0 | 0 | 0 | 0 | 2 | 1 | 1 | 0 | 0 | 0 | 0 | .000 | .667 |
| Campaneris | .333 | 5 | 21 | 3 | 7 | 14 | 1 | 0 | 2 | 3 | 0 | 0 | 0 | 2 | 0 | 2 | 3 | 0 | 0 | 2 | .667 | .391 |
| Conigliaro | .000 | 1 | 4 | 0 | 0 | 0 | 0 | 0 | 0 | 0 | 0 | 0 | 0 | 0 | 0 | 2 | 0 | 0 | 0 | 0 | .000 | .000 |
| Davalillo | .625 | 4 | 8 | 2 | 5 | 8 | 1 | 1 | 0 | 1 | 0 | 0 | 0 | 1 | 1 | 0 | 0 | 0 | 1 | 1 | 1.000 | .667 |
| Fosse | .091 | 5 | 11 | 2 | 1 | 2 | 1 | 0 | 0 | 3 | 1 | 1 | 0 | 2 | 0 | 2 | 0 | 0 | 0 | 0 | .182 | .214 |
| Green | .077 | 5 | 13 | 0 | 1 | 2 | 1 | 0 | 0 | 1 | 1 | 0 | 0 | 0 | 0 | 4 | 0 | 0 | 0 | 1 | .154 | .077 |
| Jackson | .143 | 5 | 21 | 0 | 3 | 3 | 0 | 0 | 0 | 0 | 0 | 0 | 0 | 0 | 0 | 6 | 0 | 1 | 0 | 0 | .143 | .143 |
| Johnson | .100 | 4 | 10 | 0 | 1 | 1 | 0 | 0 | 0 | 0 | 0 | 0 | 0 | 2 | 0 | 6 | 0 | 0 | 0 | 0 | .100 | .250 |
| Kubiak | .000 | 3 | 2 | 0 | 0 | 0 | 0 | 0 | 0 | 0 | 0 | 0 | 0 | 0 | 0 | 1 | 0 | 0 | 1 | 0 | .000 | .000 |
| Lewis | — | 2 | 0 | 1 | 0 | 0 | 0 | 0 | 0 | 0 | 0 | 0 | 0 | 0 | 0 | 0 | 0 | 0 | 0 | 0 | — | — |
| Mangual | .111 | 3 | 9 | 1 | 1 | 1 | 0 | 0 | 0 | 0 | 0 | 0 | 0 | 0 | 0 | 3 | 0 | 0 | 0 | 0 | .111 | .111 |
| Rudi | .222 | 5 | 18 | 1 | 4 | 7 | 0 | 0 | 1 | 3 | 1 | 0 | 0 | 3 | 1 | 1 | 0 | 0 | 0 | 0 | .389 | .333 |
| Tenace | .235 | 5 | 17 | 3 | 4 | 5 | 1 | 0 | 0 | 0 | 0 | 0 | 1 | 2 | 0 | 4 | 0 | 0 | 0 | 0 | .294 | .350 |
| Totals | .200 | 5 | 160 | 15 | 32 | 54 | 5 | 1 | 5 | 15 | 4 | 1 | 2 | 17 | 3 | 39 | 3 | 1 | 2 | 4 | .338 | .283 |

| PITCHER | W | L | ERA | G | GS | CG | GF | SHO | SV | IP | H | R | ER | HR | HB | BB | IBB | SO | WP | BK | AVG |
|---------------|----------|----------|-------------|----------|----------|----------|----------|----------|----------|-------------|-----------|-----------|-----------|----------|----------|-----------|----------|-----------|----------|----------|-------------|
| Blue | 0 | 1 | 10.29 | 2 | 2 | 0 | 0 | 0 | 0 | 7.0 | 8 | 8 | 8 | 1 | 0 | 5 | 0 | 3 | 1 | 0 | .286 |
| Fingers | 0 | 1 | 1.93 | 3 | 0 | 0 | 3 | 0 | 1 | 4.2 | 4 | 1 | 1 | 1 | 0 | 2 | 0 | 4 | 0 | 0 | .250 |
| Holtzman | 1 | 0 | 0.82 | 1 | 1 | 1 | 0 | 0 | 0 | 11.0 | 3 | 1 | 1 | 1 | 0 | 1 | 0 | 7 | 0 | 0 | .081 |
| Hunter | 2 | 0 | 1.65 | 2 | 2 | 1 | 0 | 1 | 0 | 16.1 | 12 | 3 | 3 | 0 | 1 | 5 | 1 | 6 | 0 | 0 | .200 |
| Odom | 0 | 0 | 1.80 | 1 | 0 | 0 | 0 | 0 | 0 | 5.0 | 6 | 2 | 1 | 0 | 0 | 2 | 0 | 4 | 0 | 0 | .286 |
| Pina | 0 | 0 | 0.00 | 1 | 0 | 0 | 0 | 0 | 0 | 2.0 | 3 | 0 | 0 | 0 | 1 | 1 | 0 | 1 | 0 | 0 | .333 |
| Totals | 3 | 2 | 2.74 | 5 | 5 | 2 | 3 | 1 | 1 | 46.0 | 36 | 15 | 14 | 3 | 2 | 16 | 1 | 25 | 1 | 0 | .211 |

Game 1 — October 6
Baltimore 6, Oakland 0

Game 2 — October 7
Oakland 6, Baltimore 3

Game 3 — October 9
Oakland 2, Baltimore 1 (11)

| Oakland | ab | r | h | bi |
|-----------------|-----------|----------|----------|----------|
| Campaneris ss | 3 | 0 | 1 | 0 |
| Rudi lf | 2 | 0 | 0 | 0 |
| Bando 3b | 3 | 0 | 0 | 0 |
| Jackson rf | 4 | 0 | 1 | 0 |
| Johnson dh | 2 | 0 | 0 | 0 |
| Borque dh | 1 | 0 | 0 | 0 |
| Tenace 1b-c | 4 | 0 | 1 | 0 |
| Mangual cf | 4 | 0 | 0 | 0 |
| Fosse c | 2 | 0 | 0 | 0 |
| Davalillo ph-1b | 2 | 0 | 2 | 0 |
| Green 2b | 2 | 0 | 0 | 0 |
| Alou ph | 1 | 0 | 0 | 0 |
| Kubiak 2b | 1 | 0 | 0 | 0 |
| Blue p | 0 | 0 | 0 | 0 |
| Pina p | 0 | 0 | 0 | 0 |
| Odom p | 0 | 0 | 0 | 0 |
| Fingers p | 0 | 0 | 0 | 0 |
| Totals | 31 | 0 | 5 | 0 |

| Baltimore | ab | r | h | bi |
|---------------|-----------|----------|-----------|----------|
| Rettenmund rf | 4 | 1 | 1 | 0 |
| Grich 2b | 5 | 0 | 0 | 0 |
| Blair cf | 4 | 2 | 1 | 0 |
| Davis dh | 5 | 1 | 3 | 1 |
| Baylor lf | 3 | 2 | 2 | 1 |
| Robinson 3b | 5 | 0 | 0 | 0 |
| Williams 1b | 4 | 0 | 2 | 2 |
| Etchebarren c | 3 | 0 | 2 | 1 |
| Belanger ss | 3 | 0 | 1 | 1 |
| Palmer p | 0 | 0 | 0 | 0 |
| Totals | 36 | 6 | 12 | 6 |

| | | | | | | |
|-----------|-----|-----|-----|---|----|---|
| Oakland | 000 | 000 | 000 | 0 | 5 | 1 |
| Baltimore | 400 | 000 | 11x | 6 | 12 | 0 |

E – Campaneris. **DP** – Oakland 1, Baltimore 1. **LOB** – Oakland 9, Baltimore 12. **2B** – Davis, Williams, Davalillo. **SB** – Campaneris.

| Oakland | ip | h | r | er | bb | so |
|------------|-----|---|---|----|----|----|
| Blue (L) | 0.2 | 3 | 4 | 4 | 2 | 2 |
| Pina | 2.0 | 3 | 0 | 0 | 1 | 1 |
| Odom | 5.0 | 6 | 2 | 1 | 2 | 4 |
| Fingers | 0.1 | 0 | 0 | 0 | 0 | 0 |
| Baltimore | ip | h | r | er | bb | so |
| Palmer (W) | 9.0 | 5 | 0 | 0 | 5 | 12 |

HBP – by Pina (Etchebarren). **WP** – Blue.
T – 2:51. **A** – 41,279
Umpires – Chylak, Haller, Maloney, Odom, Anthony and McCoy.

| Oakland | ab | r | h | bi |
|---------------|-----------|----------|----------|----------|
| Campaneris ss | 5 | 2 | 3 | 2 |
| Rudi lf | 4 | 1 | 2 | 1 |
| Bando 3b | 4 | 2 | 2 | 3 |
| Jackson rf | 5 | 0 | 0 | 0 |
| Tenace 1b | 3 | 0 | 0 | 0 |
| Johnson dh | 4 | 0 | 1 | 0 |
| Mangual cf | 4 | 1 | 1 | 0 |
| Fosse c | 3 | 0 | 0 | 0 |
| Green 2b | 4 | 0 | 0 | 0 |
| Hunter p | 0 | 0 | 0 | 0 |
| Fingers p | 0 | 0 | 0 | 0 |
| Totals | 36 | 6 | 9 | 6 |

| Baltimore | ab | r | h | bi |
|---------------|-----------|----------|----------|----------|
| Bumbry lf | 4 | 1 | 0 | 0 |
| Coggins rf-cf | 5 | 1 | 2 | 0 |
| Davis dh | 5 | 0 | 2 | 1 |
| Powell 1b | 4 | 1 | 0 | 0 |
| Williams c | 4 | 0 | 2 | 1 |
| Blair cf | 3 | 0 | 0 | 0 |
| Crowley ph-rf | 1 | 0 | 0 | 0 |
| Robinson 3b | 3 | 0 | 1 | 1 |
| Hood pr | 0 | 0 | 0 | 0 |
| Baker ss | 0 | 0 | 0 | 0 |
| Grich 2b | 2 | 0 | 0 | 0 |
| Belanger ss | 3 | 0 | 1 | 0 |
| Baylor ph | 1 | 0 | 0 | 0 |
| Brown 3b | 0 | 0 | 0 | 0 |
| McNally p | 0 | 0 | 0 | 0 |
| Reynolds p | 0 | 0 | 0 | 0 |
| G. Jackson p | 0 | 0 | 0 | 0 |
| Totals | 35 | 3 | 8 | 3 |

| | | | | | | |
|-----------|-----|-----|-----|---|---|---|
| Oakland | 100 | 002 | 021 | 6 | 9 | 0 |
| Baltimore | 100 | 001 | 010 | 3 | 8 | 0 |

LOB – Oakland 7, Baltimore 9. **2B** – Williams. **HR** – Campaneris, Rudi, Bando 2. **SB** – Campaneris 2. **S** – Fosse.

| Oakland | ip | h | r | er | bb | so |
|-------------|-----|---|---|----|----|----|
| Hunter (W) | 7.1 | 7 | 3 | 3 | 3 | 5 |
| Fingers (S) | 1.2 | 1 | 0 | 0 | 1 | 1 |
| Baltimore | ip | h | r | er | bb | so |
| McNally (L) | 7.2 | 7 | 5 | 5 | 2 | 7 |
| Reynolds | 1.0 | 2 | 1 | 1 | 1 | 2 |
| G. Jackson | 0.1 | 0 | 0 | 0 | 0 | 0 |

WP – McNally. **PB** – Williams.
T – 2:42. **A** – 48,425
Umpires – Haller, Chylak, Maloney, Odom, Anthony and McCoy.

| Baltimore | ab | r | h | bi |
|---------------|-----------|----------|----------|----------|
| Rettenmund rf | 5 | 0 | 0 | 0 |
| Grich 2b | 5 | 0 | 1 | 0 |
| Blair cf | 4 | 0 | 1 | 0 |
| Davis dh | 3 | 0 | 0 | 0 |
| Baylor lf | 4 | 0 | 0 | 0 |
| Robinson 3b | 4 | 0 | 0 | 0 |
| Williams 1b | 4 | 1 | 1 | 1 |
| Etchebarren c | 4 | 0 | 0 | 0 |
| Bellanger ss | 4 | 0 | 0 | 0 |
| Cuellar p | 0 | 0 | 0 | 0 |
| Totals | 37 | 1 | 3 | 1 |

| Oakland | ab | r | h | bi |
|---------------|-----------|----------|----------|----------|
| Campaneris ss | 5 | 1 | 1 | 1 |
| Rudi lf | 4 | 0 | 1 | 1 |
| Bando 3b | 4 | 0 | 0 | 0 |
| Jackson rf | 4 | 0 | 0 | 0 |
| Tenace 1b-c | 4 | 0 | 1 | 0 |
| Johnson dh | 2 | 0 | 0 | 0 |
| Conigliaro cf | 4 | 0 | 0 | 0 |
| Fosse c | 1 | 0 | 0 | 0 |
| Alou ph | 1 | 0 | 1 | 0 |
| Lewis pr | 0 | 1 | 0 | 0 |
| Davalillo 1b | 1 | 0 | 0 | 0 |
| Green 2b | 2 | 0 | 0 | 0 |
| Andrews ph | 0 | 0 | 0 | 0 |
| Kubiak 2b | 1 | 0 | 0 | 0 |
| Holtzman p | 0 | 0 | 0 | 0 |
| Totals | 33 | 2 | 4 | 2 |

| | | | | | | | |
|-----------|-----|-----|-----|----|---|---|---|
| Baltimore | 010 | 000 | 000 | 00 | 1 | 3 | 0 |
| Oakland | 000 | 000 | 010 | 01 | 2 | 4 | 3 |

None out when winning run scored.
E – Green 2, Davalillo. **DP** – Oakland 1.
LOB – Baltimore 4, Oakland 5. **HR** – Williams, Campaneris. **S** – Andrews.

| Baltimore | ip | h | r | er | bb | so |
|--------------|------|---|---|----|----|----|
| Cuellar (L) | 10.0 | 4 | 2 | 2 | 3 | 11 |
| Oakland | ip | h | r | er | bb | so |
| Holtzman (W) | 11.0 | 3 | 1 | 1 | 1 | 7 |

Cuellar pitched to one batter in the 11th.
T – 2:23. **A** – 34,367
Umpires – Maloney, Haller, Anthony, Chylak, McCoy and Odom.

Game 4 — October 10
Baltimore 5, Oakland 4

Game 5 — October 11
Oakland 3, Baltimore 0

| Baltimore | ab | r | h | bi | Baltimore | ab | r | h | bi |
|------------------|-----------|----------|----------|-----------|------------------|-----------|----------|----------|-----------|
| Rettenmund rf | 2 | 0 | 0 | 0 | Bumbry lf | 3 | 0 | 0 | 0 |
| Grich 2b | 4 | 1 | 1 | 1 | Coggins rf | 4 | 0 | 2 | 0 |
| Blair cf | 4 | 0 | 1 | 0 | Davis dh | 4 | 0 | 0 | 0 |
| Davis dh | 4 | 0 | 1 | 0 | Williams 1b | 3 | 0 | 0 | 0 |
| Williams 1b | 3 | 1 | 0 | 0 | Blair cf | 3 | 0 | 0 | 0 |
| Baylor lf | 3 | 1 | 1 | 0 | Robinson 3b | 4 | 0 | 2 | 0 |
| Robinson 3b | 4 | 1 | 2 | 1 | Grich 2b | 4 | 0 | 0 | 0 |
| Etchebarren c | 4 | 1 | 2 | 3 | Etchebarren c | 3 | 0 | 1 | 0 |
| Belanger ss | 4 | 0 | 0 | 0 | Belanger ss | 2 | 0 | 0 | 0 |
| Palmer p | 0 | 0 | 0 | 0 | Crowley ph | 1 | 0 | 0 | 0 |
| Reynolds p | 0 | 0 | 0 | 0 | Baker ss | 0 | 0 | 0 | 0 |
| Watt p | 0 | 0 | 0 | 0 | Alexander p | 0 | 0 | 0 | 0 |
| G. Jackson p | 0 | 0 | 0 | 0 | Palmer p | 0 | 0 | 0 | 0 |
| Totals | 32 | 5 | 8 | 5 | Totals | 31 | 0 | 5 | 0 |

| Oakland | ab | r | h | bi | Oakland | ab | r | h | bi |
|----------------|-----------|----------|----------|-----------|----------------|-----------|----------|----------|-----------|
| Campaneris ss | 4 | 0 | 1 | 0 | Campaneris ss | 4 | 0 | 1 | 0 |
| Rudi lf | 4 | 0 | 0 | 0 | Rudi lf | 4 | 0 | 1 | 1 |
| Bando 3b | 3 | 0 | 0 | 0 | Bando 3b | 4 | 0 | 1 | 0 |
| Jackson rf | 4 | 0 | 1 | 0 | Jackson cf | 4 | 0 | 1 | 0 |
| Tenace 1b-c | 3 | 2 | 1 | 0 | Tenace 1b | 3 | 1 | 1 | 0 |
| Davalillo cf | 3 | 1 | 2 | 0 | Davalillo cf | 2 | 1 | 1 | 1 |
| Mangual ph-cf | 1 | 0 | 0 | 0 | Alou dh | 3 | 0 | 1 | 1 |
| Johnson dh | 2 | 0 | 0 | 0 | Fosse c | 3 | 1 | 0 | 0 |
| Borque dh | 0 | 0 | 0 | 0 | Green 2b | 2 | 0 | 0 | 0 |
| Andrews dh-1b | 1 | 0 | 0 | 0 | Hunter p | 0 | 0 | 0 | 0 |
| Fosse c | 2 | 1 | 1 | 3 | Totals | 29 | 3 | 7 | 3 |
| Lewis pr | 0 | 0 | 0 | 0 | | | | | |
| Kubiak 2b | 0 | 0 | 0 | 0 | Baltimore | 000 | 000 | 000 | 0 5 2 |
| Green 2b | 3 | 0 | 1 | 1 | Oakland | 001 | 200 | 00x | 3 7 0 |
| Alou ph | 1 | 0 | 0 | 0 | | | | | |
| Fingers p | 0 | 0 | 0 | 0 | | | | | |
| Blue p | 0 | 0 | 0 | 0 | | | | | |
| Totals | 31 | 4 | 7 | 4 | | | | | |

E – Robinson, Bumbry. DP – Baltimore
 1. LOB – Baltimore 7, Oakland 5. 2B
 – Etchebarren, Coggins, Campaneris,
 Robinson. 3B – Davalillo. SB – Bumbry.
 S – Green.

| | | | | | | |
|-----------|-----|-----|-----|---|---|---|
| Baltimore | 000 | 000 | 410 | 5 | 7 | 0 |
| Oakland | 030 | 001 | 000 | 4 | 8 | 0 |

DP – Oakland 2. LOB – Baltimore 4,
 Oakland 8. 2B – Tenace, Fosse, Green,
 Robinson. HR – Etchebarren, Grich. S –
 Rudi. SF – Fosse.

| Baltimore | ip | h | r | er | bb | so |
|------------------|-----------|----------|----------|-----------|-----------|-----------|
| Alexander (L) | 3.2 | 5 | 3 | 2 | 0 | 1 |
| Palmer | 4.1 | 2 | 0 | 0 | 1 | 1 |
| Oakland | ip | h | r | er | bb | so |
| Hunter (W) | 9.0 | 5 | 0 | 0 | 2 | 1 |

| Baltimore | ip | h | r | er | bb | so |
|------------------|-----------|----------|----------|-----------|-----------|-----------|
| Palmer | 1.1 | 4 | 3 | 3 | 2 | 2 |
| Reynolds | 4.2 | 3 | 1 | 1 | 2 | 3 |
| Watt | 0.1 | 0 | 0 | 0 | 0 | 0 |
| G. Jackson (W) | 2.2 | 0 | 0 | 0 | 1 | 0 |
| Oakland | ip | h | r | er | bb | so |
| Blue | 6.1 | 5 | 4 | 4 | 3 | 1 |
| Fingers (L) | 2.2 | 3 | 1 | 1 | 1 | 3 |

HBP – by Hunter (Blair), by Alexander
 (Tenace).
 T – 2:11. A – 24,265
 Umpires – Haller, Chylak, Maloney,
 Odom, Anthony and McCoy.

HBP – by Watt (Bando).
 T – 2:31. A – 27,497
 Umpires – Chylak, Haller, Maloney,
 Odom, Anthony and McCoy.

1973 WORLD SERIES

The A's win their second consecutive World Championship, winning Games 6 and 7 to defeat the New York Mets, 4 games to 3. Reggie Jackson was named MVP of the series after hitting .310 with a home run and six RBI and Ken Holtzman was the winning pitcher in two of the A's four victories. The series also featured the "firing" of Mike Andrews by A's owner Charlie Finley after his two 12th inning errors in Game 2 helped the Mets to a 10-7 win. Andrews did make another appearance in the series, grounding out as a pinch hitter in Game 4.

Holtzman picks up the win in the A's 2-1 victory in Game 1. The A's collect just three hits off Mets starter Jon Matlack but all come in the third inning as Holtzman doubles and scores on an error and Joe Rudi has a RBI single. The Mets score four runs off Rollie Fingers in the 12th inning of Game 2 to defeat the A's 10-7, but only one run was earned as Andrews committed two errors. Game 3 went 11 innings but the A's won 3-2 on a RBI single by Campy Campaneris in the top of the 11th. The A's lost Game 4, 6-1 as Rusty Staub was a perfect 4 for 4 to even the series at two games apiece. Jerry Koosman and Tug McGraw then combined to three-hit the A's in a 2-0 win in Game 5 but the A's came back to win the final two games in Oakland. In Game 6, Reggie Jackson doubled twice, singled and drove in two runs in the A's 3-1 victory. The A's had gone the entire series without a home run before Campaneris hit a two-run home run in the third inning in Game 2. Jackson added a two-run homer later in the inning and Darold Knowles retired Wayne Garrett with runners on first and third in the ninth to save the A's 5-2 win.

FINAL STATISTICS

| PLAYER | AVG | G | AB | R | H | TB | 2B | 3B | HR | RBI | SH | SF | HP | BB | IBB | SO | SB | CS | DP | E | SLG | OBP |
|---------------|-------------|----------|------------|-----------|-----------|-----------|-----------|----------|----------|-----------|----------|----------|----------|-----------|----------|-----------|----------|----------|----------|----------|-------------|-------------|
| Alou | .158 | 7 | 19 | 0 | 3 | 4 | 1 | 0 | 0 | 3 | 0 | 1 | 0 | 0 | 0 | 0 | 0 | 0 | 0 | 0 | .211 | .150 |
| Andrews | .000 | 2 | 3 | 0 | 0 | 0 | 0 | 0 | 0 | 0 | 0 | 0 | 0 | 1 | 0 | 1 | 0 | 0 | 0 | 2 | .000 | .250 |
| Bando | .231 | 7 | 26 | 5 | 6 | 9 | 1 | 1 | 0 | 1 | 1 | 0 | 0 | 4 | 1 | 7 | 0 | 0 | 0 | 1 | .346 | .333 |
| Blue | .000 | 2 | 4 | 0 | 0 | 0 | 0 | 0 | 0 | 0 | 0 | 0 | 0 | 0 | 0 | 4 | 0 | 0 | 0 | 0 | .000 | .000 |
| Bourque | .500 | 2 | 2 | 0 | 1 | 1 | 0 | 0 | 0 | 0 | 0 | 0 | 0 | 0 | 0 | 0 | 0 | 0 | 0 | 0 | .500 | .500 |
| Campaneris | .290 | 7 | 31 | 6 | 9 | 14 | 0 | 1 | 1 | 3 | 0 | 0 | 2 | 1 | 0 | 7 | 3 | 0 | 0 | 1 | .452 | .353 |
| Conigliaro | .000 | 3 | 3 | 0 | 0 | 0 | 0 | 0 | 0 | 0 | 0 | 0 | 0 | 0 | 0 | 1 | 0 | 0 | 0 | 0 | .000 | .000 |
| Davalillo | .091 | 6 | 11 | 0 | 1 | 1 | 0 | 0 | 0 | 0 | 0 | 0 | 0 | 2 | 0 | 1 | 0 | 0 | 0 | 0 | .091 | .231 |
| Fingers | .333 | 6 | 3 | 0 | 1 | 1 | 0 | 0 | 0 | 0 | 0 | 0 | 0 | 0 | 0 | 1 | 0 | 0 | 0 | 0 | .333 | .333 |
| Fosse | .158 | 7 | 19 | 0 | 3 | 4 | 1 | 0 | 0 | 0 | 0 | 0 | 0 | 1 | 1 | 4 | 0 | 0 | 0 | 0 | .211 | .200 |
| Green | .063 | 7 | 16 | 0 | 1 | 1 | 0 | 0 | 0 | 0 | 0 | 0 | 0 | 1 | 0 | 6 | 0 | 1 | 0 | 1 | .063 | .118 |
| Holtzman | .667 | 3 | 3 | 2 | 2 | 4 | 2 | 0 | 0 | 0 | 0 | 0 | 0 | 0 | 0 | 0 | 0 | 0 | 0 | 0 | 1.333 | .667 |
| Hunter | .000 | 2 | 5 | 0 | 0 | 0 | 0 | 0 | 0 | 0 | 0 | 0 | 0 | 0 | 3 | 0 | 0 | 0 | 0 | 1 | .000 | .000 |
| Jackson | .310 | 7 | 29 | 3 | 9 | 17 | 3 | 1 | 1 | 6 | 0 | 0 | 0 | 2 | 0 | 7 | 0 | 0 | 1 | 0 | .586 | .355 |
| Johnson | .300 | 6 | 10 | 0 | 3 | 4 | 1 | 0 | 0 | 0 | 0 | 0 | 0 | 1 | 0 | 4 | 0 | 0 | 0 | 0 | .400 | .364 |
| Knowles | — | 0 | 0 | 0 | 0 | 0 | 0 | 0 | 0 | 0 | 0 | 0 | 0 | 0 | 0 | 0 | 0 | 0 | 0 | 1 | — | — |
| Kubiak | .000 | 4 | 3 | 1 | 0 | 0 | 0 | 0 | 0 | 0 | 0 | 0 | 0 | 1 | 0 | 1 | 0 | 0 | 0 | 0 | .000 | .250 |
| Lewis | — | 3 | 0 | 1 | 0 | 0 | 0 | 0 | 0 | 0 | 0 | 0 | 0 | 0 | 0 | 0 | 0 | 0 | 0 | 0 | — | — |
| Lindblad | .000 | 3 | 1 | 0 | 0 | 0 | 0 | 0 | 0 | 0 | 0 | 0 | 0 | 0 | 0 | 0 | 0 | 0 | 0 | 0 | .000 | .000 |
| Mangual | .000 | 5 | 6 | 0 | 0 | 0 | 0 | 0 | 0 | 0 | 0 | 0 | 0 | 0 | 3 | 0 | 0 | 0 | 0 | 0 | .000 | .000 |
| Odom | .000 | 3 | 1 | 0 | 0 | 0 | 0 | 0 | 0 | 0 | 0 | 0 | 0 | 0 | 0 | 1 | 0 | 0 | 0 | 0 | .000 | .000 |
| Rudi | .333 | 7 | 27 | 3 | 9 | 11 | 2 | 0 | 4 | 1 | 0 | 0 | 3 | 0 | 4 | 0 | 1 | 0 | 0 | 0 | .407 | .400 |
| Tenace | .158 | 7 | 19 | 0 | 3 | 4 | 1 | 0 | 0 | 3 | 0 | 0 | 0 | 11 | 1 | 7 | 0 | 2 | 1 | 2 | .211 | .467 |
| Totals | .212 | 7 | 241 | 21 | 51 | 75 | 12 | 3 | 2 | 20 | 2 | 1 | 2 | 28 | 3 | 62 | 3 | 4 | 2 | 9 | .311 | .298 |

| PITCHER | W | L | ERA | G | GS | CG | GF | SHO | SV | IP | H | R | ER | HR | HB | BB | IBB | SO | WP | BK | AVG |
|---------------|----------|----------|-------------|----------|----------|----------|----------|----------|----------|-------------|-----------|-----------|-----------|----------|----------|-----------|----------|-----------|----------|----------|-------------|
| Blue | 0 | 1 | 4.91 | 2 | 2 | 0 | 0 | 0 | 0 | 11.0 | 10 | 6 | 6 | 2 | 0 | 3 | 0 | 8 | 1 | 0 | .222 |
| Fingers | 0 | 1 | 0.66 | 6 | 0 | 0 | 3 | 0 | 2 | 13.2 | 13 | 5 | 1 | 0 | 1 | 4 | 1 | 8 | 0 | 0 | .250 |
| Holtzman | 2 | 1 | 4.22 | 3 | 3 | 0 | 0 | 0 | 10.2 | 13 | 5 | 5 | 1 | 0 | 5 | 0 | 6 | 0 | 0 | 0 | .310 |
| Hunter | 1 | 0 | 2.03 | 2 | 2 | 0 | 0 | 0 | 0 | 13.1 | 11 | 3 | 3 | 1 | 0 | 4 | 1 | 6 | 1 | 0 | .212 |
| Knowles | 0 | 0 | 0.00 | 7 | 0 | 0 | 2 | 0 | 2 | 6.1 | 4 | 1 | 0 | 0 | 1 | 5 | 2 | 5 | 0 | 0 | .167 |
| Lindblad | 1 | 0 | 0.00 | 3 | 0 | 0 | 2 | 0 | 0 | 3.1 | 4 | 0 | 0 | 0 | 0 | 1 | 1 | 1 | 0 | 0 | .250 |
| Odom | 0 | 0 | 3.86 | 2 | 0 | 0 | 0 | 0 | 0 | 4.2 | 5 | 2 | 2 | 0 | 0 | 2 | 0 | 2 | 1 | 0 | .294 |
| Pina | 0 | 0 | 0.00 | 2 | 0 | 0 | 0 | 0 | 0 | 3.0 | 6 | 2 | 0 | 0 | 1 | 2 | 1 | 0 | 0 | 0 | .462 |
| Totals | 4 | 3 | 2.32 | 7 | 7 | 0 | 7 | 0 | 4 | 66.0 | 66 | 24 | 17 | 4 | 3 | 26 | 6 | 36 | 3 | 0 | .253 |

Game 1 — October 13
Oakland 2, New York 1

Game 2 — October 14
New York 10, Oakland 7 (12)

| New York | ab | r | h | bi |
|---------------|-----------|----------|----------|----------|
| Garrett 3b | 5 | 0 | 0 | 0 |
| Millan 2b | 4 | 0 | 1 | 0 |
| Mays cf | 4 | 0 | 1 | 0 |
| Jones lf | 4 | 1 | 2 | 0 |
| Milner 1b | 4 | 0 | 2 | 1 |
| Grote c | 4 | 0 | 0 | 0 |
| Hahn rf | 2 | 0 | 0 | 0 |
| Kranepool ph | 1 | 0 | 0 | 0 |
| Harrelson ss | 2 | 0 | 0 | 0 |
| Hodges ph | 0 | 0 | 0 | 0 |
| Martinez pr | 0 | 0 | 0 | 0 |
| Matlack p | 0 | 0 | 0 | 0 |
| Boswell ph | 1 | 0 | 1 | 0 |
| McGraw p | 0 | 0 | 0 | 0 |
| Beauchamp ph | 1 | 0 | 0 | 0 |
| Totals | 32 | 1 | 7 | 1 |

| Oakland | ab | r | h | bi |
|---------------|-----------|----------|----------|----------|
| Campaneris ss | 4 | 1 | 1 | 0 |
| Rudi lf | 3 | 0 | 1 | 1 |
| Bando 3b | 3 | 0 | 1 | 1 |
| Jackson cf-ff | 3 | 0 | 0 | 0 |
| Tenace 1b | 3 | 0 | 0 | 0 |
| Alou rf | 3 | 0 | 0 | 0 |
| Davalillo cf | 0 | 0 | 0 | 0 |
| Fosse c | 3 | 0 | 0 | 0 |
| Green 2b | 2 | 0 | 0 | 0 |
| Holtzman p | 1 | 1 | 1 | 0 |
| Mangual ph | 1 | 0 | 0 | 0 |
| Fingers p | 1 | 0 | 0 | 0 |
| Knowles p | 0 | 0 | 0 | 0 |
| Totals | 27 | 2 | 4 | 1 |

| | | | | | | |
|----------|-----|-----|-----|---|---|---|
| New York | 000 | 100 | 000 | 1 | 7 | 2 |
| Oakland | 002 | 000 | 00x | 2 | 4 | 0 |

E – Millan, Mays. **DP** – Oakland 2. **LOB** – New York 9, Oakland 5. **2B** – Holtzman, Jones. **3B** – Millan. **SB** – Campaneris. **CS** – Green. **S** – Matlack, Rudi.

| New York | ip | h | r | er | bb | so |
|----------------|-----------|----------|----------|-----------|-----------|-----------|
| Matlack (L) | 6.0 | 3 | 2 | 2 | 2 | 3 |
| McGraw | 2.0 | 1 | 0 | 0 | 1 | 1 |
| Oakland | ip | h | r | er | bb | so |
| Holtzman (W) | 5.0 | 4 | 1 | 1 | 3 | 2 |
| Fingers | 3.1 | 3 | 0 | 0 | 1 | 3 |
| Knowles (Sv) | 0.2 | 0 | 0 | 0 | 0 | 0 |

PB – Fosse.

T – 2:26. **A** – 46,021

Umpires – Springstead, Donatelli, Neudecker, Pryor, Goetz and Wendelstedt.

| New York | ab | r | h | bi |
|---------------|-----------|-----------|-----------|----------|
| Garrett 3b | 6 | 1 | 1 | 1 |
| Millan 2b | 6 | 0 | 0 | 0 |
| Staub rf | 5 | 0 | 1 | 0 |
| Mays pf-cf | 2 | 1 | 1 | 1 |
| Jones lf | 5 | 3 | 3 | 1 |
| Milner 1b | 6 | 1 | 2 | 0 |
| Grote c | 6 | 1 | 2 | 0 |
| Hahn cf-rf | 7 | 1 | 1 | 1 |
| Harrelson ss | 6 | 1 | 3 | 1 |
| Koosman p | 1 | 0 | 0 | 0 |
| Sadecki p | 0 | 0 | 0 | 0 |
| Theodore ph | 1 | 0 | 0 | 0 |
| Parker p | 0 | 0 | 0 | 0 |
| Beauchamp ph | 1 | 0 | 0 | 0 |
| McGraw p | 2 | 1 | 1 | 0 |
| Stone p | 0 | 0 | 0 | 0 |
| Totals | 54 | 10 | 15 | 5 |

| Oakland | ab | r | h | bi |
|---------------|-----------|----------|-----------|----------|
| Campaneris ss | 6 | 2 | 1 | 0 |
| Rudi lf | 5 | 1 | 2 | 1 |
| Bando 3b | 5 | 2 | 1 | 1 |
| Jackson cf | 6 | 1 | 4 | 2 |
| Tenace 1b | 3 | 0 | 1 | 1 |
| Alou rf | 6 | 0 | 3 | 2 |
| Fosse c | 5 | 0 | 0 | 0 |
| Green 2b | 2 | 0 | 0 | 0 |
| Mangual ph | 1 | 0 | 0 | 0 |
| Kubiak 2b | 0 | 0 | 0 | 0 |
| Andrews ph-2b | 2 | 0 | 0 | 0 |
| Blue p | 2 | 0 | 0 | 0 |
| Pina p | 0 | 0 | 0 | 0 |
| Knowles p | 0 | 0 | 0 | 0 |
| Conigliaro ph | 1 | 0 | 0 | 0 |
| Odom p | 0 | 0 | 0 | 0 |
| Johnson ph | 1 | 0 | 1 | 0 |
| Lewis pr | 0 | 1 | 0 | 0 |
| Fingers p | 1 | 0 | 0 | 0 |
| Lindblad p | 0 | 0 | 0 | 0 |
| Davalillo ph | 1 | 0 | 0 | 0 |
| Totals | 47 | 7 | 13 | 7 |

| | | | | | | |
|----------|-----|-----|-----|-----|------|---|
| New York | 011 | 004 | 000 | 004 | 1015 | 1 |
| Oakland | 210 | 000 | 102 | 001 | 713 | 5 |

E – Koosman, Bando, Tenace, Andrews 2, Knowles. **DP** – New York 1, Oakland 1. **LOB** – New York 15, Oakland 12. **2B** – Rudi, Alou, Jackson, Johnson, Harrelson. **3B** – Bando, Campaneris, Jackson. **HR** – Jones (off Blue), Garrett (off Blue). **SB** – Campaneris. **CS** – Rudi, Tenace. **S** – McGraw.

| New York | ip | h | r | er | bb | so |
|----------------|-----------|----------|----------|-----------|-----------|-----------|
| Koosman | 2.1 | 6 | 3 | 3 | 3 | 4 |
| Sadecki | 1.2 | 0 | 0 | 0 | 0 | 3 |
| Parker | 1.0 | 1 | 0 | 0 | 0 | 0 |
| McGraw (W) | 6.0 | 5 | 4 | 4 | 3 | 8 |
| Stone (Sv) | 1.0 | 1 | 0 | 0 | 1 | 0 |
| Oakland | ip | h | r | er | bb | so |
| Blue | 5.1 | 4 | 4 | 4 | 2 | 4 |
| Pina | 0.0 | 2 | 2 | 0 | 0 | 0 |
| Knowles | 1.2 | 1 | 0 | 0 | 2 | 2 |
| Odom | 2.0 | 2 | 0 | 0 | 0 | 2 |
| Fingers (L) | 2.2 | 6 | 4 | 1 | 0 | 2 |
| Lindblad | 0.1 | 0 | 0 | 0 | 0 | 0 |

Pina pitched to three batters in the 6th.

McGraw pitched to two batters in the 12th.

HBP – by Pina (Grote), by McGraw (Campaneris), by Fingers (Jones).

T – 4:13. **A** – 49,151

Umpires – Donatelli, Neudecker, Pryor, Goetz, Wendelstedt and Springstead.

Game 3 — October 16
Oakland 3, New York 2 (11)

Game 4 — October 17
New York 6, Oakland 1

Game 5 — October 18
New York 2, Oakland 0

| Oakland | ab | r | h | bi |
|-----------------|-----------|----------|-----------|----------|
| Campaneris ss | 6 | 1 | 3 | 1 |
| Rudi lf | 5 | 0 | 2 | 1 |
| Bando 3b | 4 | 1 | 2 | 0 |
| Jackson rf | 5 | 0 | 0 | 0 |
| Tenace 1b-c | 3 | 0 | 1 | 1 |
| Davalillo cf-1b | 5 | 0 | 1 | 0 |
| Fosse c | 2 | 0 | 0 | 0 |
| Borque ph-1b | 2 | 0 | 1 | 0 |
| Lewis pr | 0 | 0 | 0 | 0 |
| Lindblad p | 1 | 0 | 0 | 0 |
| Fingers p | 0 | 0 | 0 | 0 |
| Green 2b | 2 | 0 | 0 | 0 |
| Alou ph | 1 | 0 | 0 | 0 |
| Kubiak 2b | 1 | 1 | 0 | 0 |
| Hunter p | 2 | 0 | 0 | 0 |
| Johnson ph | 1 | 0 | 0 | 0 |
| Knowles p | 0 | 0 | 0 | 0 |
| Mangual ph-cf | 2 | 0 | 0 | 0 |
| Totals | 42 | 3 | 10 | 3 |

| New York | ab | r | h | bi |
|---------------|-----------|----------|-----------|----------|
| Garrett 3b | 4 | 1 | 2 | 1 |
| Millan 2b | 5 | 1 | 2 | 0 |
| Staub rf | 6 | 0 | 2 | 0 |
| Jones lf | 5 | 0 | 0 | 0 |
| Milner 1b | 3 | 0 | 1 | 0 |
| Grote c | 5 | 0 | 0 | 0 |
| Hahn cf | 5 | 0 | 1 | 0 |
| Harrelson ss | 5 | 0 | 2 | 0 |
| Seaver p | 3 | 0 | 0 | 0 |
| Beauchamp ph | 1 | 0 | 0 | 0 |
| Sadecki p | 0 | 0 | 0 | 0 |
| McGraw p | 0 | 0 | 0 | 0 |
| Mays ph | 1 | 0 | 0 | 0 |
| Parker p | 0 | 0 | 0 | 0 |
| Totals | 43 | 2 | 10 | 1 |

| | | | | | | |
|----------|-----|-----|-----|----|-----|---|
| Oakland | 000 | 001 | 010 | 01 | 310 | 1 |
| New York | 200 | 000 | 000 | 00 | 210 | 2 |

E — Hunter, Millan 2. **LOB** — Oakland 10, New York 14. **2B** — Rudi, Hahn, Bando, Tenace, Staub. **HR** — Garrett (off Hunter). **SB** — Campaneris. **S** — Bando, Millan.

| Oakland | ip | h | r | er | bb | so |
|--------------|-----|---|---|----|----|----|
| Hunter | 6.0 | 7 | 2 | 2 | 3 | 5 |
| Knowles | 2.0 | 0 | 0 | 0 | 1 | 0 |
| Lindblad (W) | 2.0 | 3 | 0 | 0 | 1 | 0 |
| Fingers (Sv) | 1.0 | 0 | 0 | 0 | 0 | 0 |
| New York | ip | h | r | er | bb | so |
| Seaver | 8.0 | 7 | 2 | 2 | 1 | 12 |
| Sadecki | 0.0 | 1 | 0 | 0 | 0 | 0 |
| McGraw | 2.0 | 1 | 0 | 0 | 1 | 1 |
| Parker (L) | 1.0 | 1 | 1 | 0 | 1 | 1 |

Sadecki pitched to two batters in the 9th. Lindblad pitched to one batter in the 11th.

WP — Hunter. **PB** — Grote.

T — 3:15. **A** — 54,817

Umpires — Neudecker, Pryor, Goetz, Wendelstedt, Springstead and Donatelli.

| Oakland | ab | r | h | bi |
|---------------|-----------|----------|----------|----------|
| Campaneris ss | 4 | 0 | 0 | 0 |
| Rudi lf | 4 | 0 | 1 | 0 |
| Bando 3b | 3 | 1 | 0 | 0 |
| Jackson cf | 4 | 0 | 1 | 0 |
| Tenace 1b | 3 | 0 | 1 | 1 |
| Alou rf | 4 | 0 | 0 | 0 |
| Fosse c | 4 | 0 | 1 | 0 |
| Green 2b | 1 | 0 | 0 | 0 |
| Mangual ph | 1 | 0 | 0 | 0 |
| Kubiak 2b | 1 | 0 | 0 | 0 |
| Johnson ph | 1 | 0 | 1 | 0 |
| Holtzman p | 0 | 0 | 0 | 0 |
| Odum p | 1 | 0 | 0 | 0 |
| Knowles p | 0 | 0 | 0 | 0 |
| Conigliaro ph | 1 | 0 | 0 | 0 |
| Pina p | 0 | 0 | 0 | 0 |
| Andrews ph | 1 | 0 | 0 | 0 |
| Lindblad p | 0 | 0 | 0 | 0 |
| Davalillo ph | 0 | 0 | 0 | 0 |
| Totals | 33 | 1 | 5 | 1 |

| New York | ab | r | h | bi |
|---------------|-----------|----------|-----------|----------|
| Garrett 3b | 4 | 2 | 1 | 0 |
| Millan 2b | 5 | 1 | 1 | 0 |
| Staub rf | 4 | 1 | 4 | 5 |
| Jones lf | 3 | 0 | 1 | 0 |
| Theodore lf | 1 | 0 | 0 | 0 |
| Milner 1b | 3 | 0 | 0 | 0 |
| Grote c | 4 | 0 | 3 | 0 |
| Hahn cf | 4 | 1 | 1 | 0 |
| Harrelson ss | 2 | 1 | 1 | 0 |
| Matlack p | 3 | 0 | 1 | 0 |
| Sadecki p | 0 | 0 | 0 | 0 |
| Totals | 33 | 6 | 13 | 5 |

| | | | | | | |
|----------|-----|-----|-----|---|----|---|
| Oakland | 000 | 100 | 000 | 1 | 5 | 1 |
| New York | 300 | 300 | 00x | 6 | 13 | 1 |

E — Green, Garrett. **DP** — Oakland 4. **LOB** — Oakland 9, New York 10. **HR** — Staub (off Holtzman).

| Oakland | ip | h | r | er | bb | so |
|--------------|-----|---|---|----|----|----|
| Holtzman (L) | 0.1 | 4 | 3 | 3 | 1 | 0 |
| Odum | 2.2 | 3 | 2 | 2 | 2 | 0 |
| Knowles | 1.0 | 1 | 1 | 0 | 1 | 1 |
| Pina | 3.0 | 4 | 0 | 0 | 2 | 0 |
| Lindblad | 1.0 | 1 | 0 | 0 | 0 | 1 |
| New York | ip | h | r | er | bb | so |
| Matlack (W) | 8.0 | 3 | 1 | 0 | 2 | 5 |
| Sadecki (Sv) | 1.0 | 2 | 0 | 0 | 1 | 2 |

Odum pitched to two batters in the 4th. **WP** — Odum. **HBP** — by Knowles (Garrett), by Matlack (Campaneris).

T — 2:41. **A** — 54,817

Umpires — Pryor, Goetz, Wendelstedt, Springstead, Donatelli and Neudecker.

| Oakland | ab | r | h | bi |
|---------------|-----------|----------|----------|----------|
| Campaneris ss | 3 | 0 | 1 | 0 |
| Rudi lf | 4 | 0 | 0 | 0 |
| Bando 3b | 3 | 0 | 1 | 0 |
| Jackson cf | 3 | 0 | 0 | 0 |
| Tenace 1b | 1 | 0 | 0 | 0 |
| Odum pr | 0 | 0 | 0 | 0 |
| Bourque 1b | 0 | 0 | 0 | 0 |
| Alou rf | 4 | 0 | 0 | 0 |
| Fosse c | 4 | 0 | 1 | 0 |
| Green 2b | 2 | 0 | 0 | 0 |
| Johnson ph | 0 | 0 | 0 | 0 |
| Lewis pr | 0 | 0 | 0 | 0 |
| Kubiak 2b | 1 | 0 | 0 | 0 |
| Blue p | 2 | 0 | 0 | 0 |
| Knowles p | 0 | 0 | 0 | 0 |
| Mangual ph | 1 | 0 | 0 | 0 |
| Fingers p | 0 | 0 | 0 | 0 |
| Conigliaro ph | 1 | 0 | 0 | 0 |
| Totals | 29 | 0 | 3 | 0 |

| New York | ab | r | h | bi |
|---------------|-----------|----------|----------|----------|
| Garrett 3b | 3 | 0 | 0 | 0 |
| Millan 2b | 4 | 0 | 0 | 0 |
| Staub rf | 3 | 0 | 1 | 0 |
| Jones lf | 4 | 1 | 2 | 0 |
| Milner 1b | 4 | 0 | 2 | 1 |
| Grote c | 3 | 1 | 1 | 0 |
| Hahn cf | 4 | 0 | 1 | 1 |
| Harrelson ss | 2 | 0 | 0 | 0 |
| Koosman p | 3 | 0 | 0 | 0 |
| McGraw p | 1 | 0 | 0 | 0 |
| Totals | 31 | 2 | 7 | 2 |

| | | | | | | |
|----------|-----|-----|-----|---|---|---|
| Oakland | 000 | 000 | 000 | 0 | 3 | 1 |
| New York | 010 | 001 | 00x | 2 | 7 | 1 |

E — Campaneris, Garrett. **DP** — New York 1. **LOB** — Oakland 9, New York 10. **2B** — Jones, Fosse. **3B** — Hahn. **S** — Grote.

| Oakland | ip | h | r | er | bb | so |
|-------------|-----|---|---|----|----|----|
| Blue (L) | 5.2 | 6 | 2 | 2 | 1 | 4 |
| Knowles | 0.1 | 0 | 0 | 0 | 1 | 1 |
| Fingers | 2.0 | 1 | 0 | 0 | 2 | 1 |
| New York | ip | h | r | er | bb | so |
| Koosman (W) | 6.1 | 3 | 0 | 0 | 4 | 4 |
| McGraw (Sv) | 2.2 | 0 | 0 | 0 | 3 | 3 |

WP — Blue.

T — 2:39. **A** — 54,817

Umpires — Goetz, Wendelstedt, Springstead, Donatelli, Neudecker and Pryor.

Game 6 — October 20
Oakland 3, New York 1

Game 7 — October 21
Oakland 5, New York 2

| New York | ab | r | h | bi |
|---------------|-----------|----------|----------|----------|
| Garrett 3b | 3 | 0 | 1 | 0 |
| Millan 2b | 4 | 0 | 1 | 1 |
| Staub rf | 4 | 0 | 1 | 0 |
| Jones lf | 4 | 0 | 0 | 0 |
| Milner 1b | 4 | 0 | 1 | 0 |
| Grote c | 4 | 0 | 1 | 0 |
| Hahn cf | 3 | 0 | 0 | 0 |
| Kranepool ph | 1 | 0 | 0 | 0 |
| Harrelson ss | 3 | 0 | 0 | 0 |
| Seaver p | 2 | 0 | 0 | 0 |
| Boswell ph | 1 | 1 | 1 | 0 |
| McGraw p | 0 | 0 | 0 | 0 |
| Totals | 33 | 1 | 6 | 1 |

| Oakland | ab | r | h | bi |
|---------------|-----------|----------|----------|----------|
| Campaneris ss | 4 | 0 | 0 | 0 |
| Rudi lf | 3 | 1 | 1 | 0 |
| Bando 3b | 4 | 1 | 1 | 0 |
| Jackson rf-cf | 4 | 1 | 3 | 2 |
| Tenace c-1b | 3 | 0 | 0 | 0 |
| Davalillo cf | 2 | 0 | 0 | 0 |
| Alou ph | 0 | 0 | 0 | 1 |
| Johnson 1b | 4 | 0 | 1 | 0 |
| Fosse c | 0 | 0 | 0 | 0 |
| Green 2b | 3 | 0 | 1 | 0 |
| Hunter p | 3 | 0 | 0 | 0 |
| Knowles p | 0 | 0 | 0 | 0 |
| Fingers p | 0 | 0 | 0 | 0 |
| Totals | 30 | 3 | 7 | 3 |

| | | | | | | |
|----------|-----|-----|-----|---|---|---|
| New York | 000 | 000 | 010 | 1 | 6 | 2 |
| Oakland | 101 | 000 | 01x | 3 | 7 | 0 |

E – Garrett, Hahn. **DP** – New York 1.
LOB – New York 6, Oakland 7. **2B** –
Jackson 2. **CS** – Tenace. **SF** – Alou.

| New York | ip | h | r | er | bb | so |
|----------------|-----------|----------|----------|-----------|-----------|-----------|
| Seaver (L) | 7.0 | 6 | 2 | 2 | 2 | 6 |
| McGraw | 1.0 | 1 | 1 | 0 | 1 | 1 |
| Oakland | ip | h | r | er | bb | so |
| Hunter (W) | 7.1 | 4 | 1 | 1 | 1 | 1 |
| Knowles | 0.1 | 2 | 0 | 0 | 0 | 1 |
| Fingers (Sv) | 1.1 | 0 | 0 | 0 | 0 | 0 |

WP – Seaver.
T – 2:07. **A** – 49,333
Umpires – Wendelstedt, Springstead,
Donatelli, Neudecker, Pryor and Goetz.

| New York | ab | r | h | bi |
|---------------|-----------|----------|----------|----------|
| Garrett 3b | 5 | 0 | 0 | 0 |
| Millan 2b | 4 | 1 | 1 | 0 |
| Staub rf | 4 | 0 | 2 | 1 |
| Jones lf | 3 | 0 | 0 | 0 |
| Milner 1b | 3 | 1 | 0 | 0 |
| Grote c | 4 | 0 | 1 | 0 |
| Hahn cf | 4 | 0 | 3 | 0 |
| Harrelson ss | 4 | 0 | 0 | 0 |
| Mattack p | 1 | 0 | 0 | 0 |
| Parker p | 0 | 0 | 0 | 0 |
| Beauchamp ph | 1 | 0 | 0 | 0 |
| Sadecki p | 0 | 0 | 0 | 0 |
| Bowell ph | 1 | 0 | 1 | 0 |
| Martinez pr | 0 | 0 | 0 | 0 |
| Totals | 35 | 2 | 8 | 1 |

| Oakland | ab | r | h | bi |
|-----------------|-----------|----------|----------|----------|
| Campaneris ss | 4 | 2 | 3 | 2 |
| Rudi lf | 3 | 1 | 2 | 1 |
| Bando 3b | 4 | 0 | 0 | 0 |
| Jackson cf-ff | 4 | 1 | 1 | 2 |
| Tenace c-1b | 3 | 0 | 0 | 0 |
| Alou rf | 1 | 0 | 0 | 0 |
| Davalillo ph-cf | 3 | 0 | 0 | 0 |
| Johnson 1b | 3 | 0 | 0 | 0 |
| Fosse c | 1 | 0 | 1 | 0 |
| Green 2b | 4 | 0 | 0 | 0 |
| Holtzman p | 2 | 1 | 1 | 0 |
| Fingers p | 1 | 0 | 1 | 0 |
| Knowles p | 0 | 0 | 0 | 0 |
| Totals | 55 | 5 | 9 | 5 |

| | | | | | | |
|----------|-----|-----|-----|---|---|---|
| New York | 000 | 001 | 001 | 2 | 8 | 1 |
| Oakland | 004 | 010 | 00x | 5 | 9 | 1 |

E – Jones, Tenace. **DP** – Oakland 1. **LOB**
– New York 8, Oakland 6. **2B** – Holtzman,
Millan, Staub. **HR** – Campaneris (off Mat-
tack), Jackson (off Mattack).

| New York | ip | h | r | er | bb | so |
|----------------|-----------|----------|----------|-----------|-----------|-----------|
| Mattack (L) | 2.2 | 4 | 4 | 4 | 1 | 3 |
| Parker | 1.1 | 0 | 0 | 0 | 1 | 1 |
| Sadecki | 2.0 | 2 | 1 | 1 | 0 | 1 |
| Stone | 2.0 | 3 | 0 | 0 | 0 | 3 |
| Oakland | ip | h | r | er | bb | so |
| Holtzman (W) | 5.1 | 5 | 1 | 1 | 1 | 4 |
| Fingers | 3.1 | 3 | 1 | 0 | 1 | 2 |
| Knowles (Sv) | 0.1 | 0 | 0 | 0 | 0 | 0 |

T – 2:37. **A** – 49,333
Umpires – Springstead, Donatelli,
Neudecker, Pryor, Goetz and Wendel-
stedt.

1974 ALCS

The A's and Orioles square off in the American League Championship Series for the third time in the last four years and the A's win their third straight American League Pennant, defeating the Orioles 3 games to 1. Pitching was the key as Vida Blue, Ken Holtzman and Blue Moon Odom combined for 21.1 innings of scoreless pitching. Ray Fosse paced the A's offense with a .333 batting average, one home run and three RBI.

The A's lose Game 1 of the series, 6-3 as Paul Blair, Brooks Robinson and Bobby Grich all homer off A's starter Catfish Hunter. Ken Holtzman gets the A's back on track in Game 2 with a five-hit shutout in the A's 5-0 win and Ray Fosse adds three hits and three RBI. Game 3 is a pitchers duel between ALCS MVP Vida Blue and Jim Palmer and Blue comes out on the winning end when Sal Bando hits a solo home run in the fourth inning for the only run of the game. Palmer would allow just three other hits but Blue allowed just two and did not walk a batter. Jim Hunter tosses seven scoreless innings in Game 5 and A's pitchers extend their scoreless streak to 30 innings before Rollie Fingers allows a run in the ninth in the A's 2-1 win. The A's collect just one hit but walk 11 times.

FINAL STATISTICS

| PLAYER | AVG | G | AB | R | H | TB | 2B | 3B | HR | RBI | SH | SF | HP | BB | IBB | SO | SB | CS | DP | E | SLG | OBP |
|---------------|-------------|----------|------------|-----------|-----------|-----------|----------|----------|----------|-----------|----------|----------|----------|-----------|----------|-----------|----------|----------|----------|----------|-------------|-------------|
| Alou | 1.000 | 1 | 1 | 0 | 1 | 1 | 0 | 0 | 0 | 0 | 0 | 0 | 0 | 0 | 0 | 0 | 0 | 0 | 0 | 0 | 1.000 | 1.000 |
| Bando | .231 | 4 | 13 | 4 | 3 | 9 | 0 | 0 | 2 | 2 | 0 | 0 | 4 | 0 | 0 | 0 | 0 | 0 | 0 | 0 | .692 | .412 |
| Campaneris | .176 | 4 | 17 | 0 | 3 | 3 | 0 | 0 | 0 | 3 | 0 | 1 | 0 | 0 | 0 | 3 | 1 | 1 | 1 | 0 | .176 | .167 |
| Fosse | .333 | 4 | 12 | 1 | 4 | 8 | 1 | 0 | 1 | 3 | 1 | 0 | 0 | 1 | 0 | 2 | 0 | 0 | 0 | 0 | .667 | .385 |
| Green | .222 | 4 | 9 | 0 | 2 | 2 | 0 | 0 | 0 | 1 | 0 | 0 | 2 | 0 | 1 | 0 | 0 | 0 | 0 | 2 | .222 | .364 |
| Holt | — | 2 | 0 | 0 | 0 | 0 | 0 | 0 | 0 | 0 | 0 | 0 | 0 | 1 | 1 | 0 | 0 | 0 | 0 | 0 | — | 1.000 |
| Jackson | .167 | 4 | 12 | 0 | 2 | 3 | 1 | 0 | 0 | 1 | 0 | 0 | 0 | 5 | 0 | 2 | 0 | 0 | 0 | 0 | .250 | .412 |
| Mangual | .250 | 1 | 4 | 0 | 1 | 1 | 0 | 0 | 0 | 0 | 0 | 0 | 0 | 0 | 0 | 0 | 0 | 0 | 0 | 0 | .250 | .250 |
| Maxvill | .000 | 1 | 1 | 0 | 0 | 0 | 0 | 0 | 0 | 0 | 0 | 0 | 0 | 0 | 0 | 1 | 0 | 0 | 0 | 0 | .000 | .000 |
| North | .063 | 4 | 16 | 3 | 1 | 2 | 1 | 0 | 0 | 0 | 0 | 0 | 0 | 2 | 0 | 1 | 1 | 0 | 0 | 0 | .125 | .167 |
| Rudi | .154 | 4 | 13 | 0 | 2 | 4 | 0 | 1 | 0 | 1 | 0 | 0 | 3 | 2 | 2 | 2 | 0 | 0 | 0 | 0 | .308 | .313 |
| Tenace | .000 | 4 | 11 | 1 | 0 | 0 | 0 | 0 | 0 | 1 | 0 | 0 | 4 | 0 | 4 | 1 | 0 | 1 | 0 | 0 | .000 | .267 |
| Trillo | — | 1 | 0 | 1 | 0 | 0 | 0 | 0 | 0 | 0 | 0 | 0 | 0 | 0 | 0 | 0 | 0 | 0 | 0 | 0 | — | — |
| Washington, C | .273 | 4 | 11 | 1 | 3 | 4 | 1 | 0 | 0 | 0 | 0 | 0 | 1 | 0 | 0 | 0 | 0 | 0 | 1 | 0 | .364 | .333 |
| Washington, W | — | 2 | 0 | 0 | 0 | 0 | 0 | 0 | 0 | 0 | 0 | 0 | 0 | 0 | 0 | 0 | 2 | 0 | 0 | 0 | — | — |
| Totals | .183 | 4 | 120 | 11 | 22 | 37 | 4 | 1 | 3 | 11 | 2 | 1 | 1 | 22 | 3 | 16 | 3 | 3 | 3 | 2 | .308 | .313 |

| PITCHER | W | L | ERA | G | GS | CG | GF | SHO | SV | IP | H | R | ER | HR | HB | BB | IBB | SO | WP | BK | AVG |
|---------------|----------|----------|-------------|----------|----------|----------|----------|----------|----------|-------------|-----------|----------|----------|----------|----------|----------|----------|-----------|----------|----------|-------------|
| Blue | 1 | 0 | 0.00 | 1 | 1 | 1 | 0 | 1 | 0 | 9.0 | 2 | 0 | 0 | 0 | 0 | 0 | 0 | 7 | 0 | 0 | .067 |
| Fingers | 0 | 0 | 3.00 | 2 | 0 | 0 | 2 | 0 | 1 | 3.0 | 3 | 1 | 1 | 0 | 0 | 1 | 0 | 3 | 0 | 0 | .250 |
| Holtzman | 1 | 0 | 0.00 | 1 | 1 | 1 | 0 | 1 | 0 | 9.0 | 5 | 0 | 0 | 0 | 0 | 2 | 0 | 3 | 0 | 0 | .167 |
| Hunter | 1 | 1 | 4.63 | 2 | 2 | 0 | 0 | 0 | 0 | 11.2 | 11 | 6 | 6 | 3 | 0 | 2 | 0 | 6 | 0 | 0 | .268 |
| Odom | 0 | 0 | 0.00 | 1 | 0 | 0 | 0 | 0 | 0 | 3.1 | 1 | 0 | 0 | 0 | 0 | 0 | 0 | 1 | 0 | 0 | .091 |
| Totals | 3 | 1 | 1.75 | 4 | 4 | 2 | 2 | 2 | 1 | 36.0 | 22 | 7 | 7 | 3 | 0 | 5 | 0 | 20 | 0 | 0 | .177 |

Game 1 — October 5
Baltimore 6, Oakland 3

Game 2 — October 6
Oakland 5, Baltimore 0

Game 3 — October 8
Oakland 1, Baltimore 0

| Baltimore | ab | r | h | bi |
|---------------|-----------|----------|-----------|----------|
| Coggins rf | 4 | 0 | 0 | 0 |
| Blair cf | 4 | 2 | 2 | 2 |
| Grich 2b | 4 | 2 | 2 | 2 |
| Davis dh | 4 | 0 | 2 | 1 |
| Powell 1b | 4 | 0 | 0 | 0 |
| Baylor lf | 4 | 0 | 2 | 0 |
| Robinson 3b | 4 | 1 | 1 | 1 |
| Hendricks c | 4 | 1 | 1 | 0 |
| Belanger ss | 3 | 0 | 0 | 0 |
| Cuellar p | 0 | 0 | 0 | 0 |
| Grimsley p | 0 | 0 | 0 | 0 |
| Totals | 35 | 6 | 10 | 6 |

| Oakland | ab | r | h | bi |
|------------------|-----------|----------|----------|----------|
| North cf | 5 | 2 | 1 | 0 |
| Campaneris ss | 4 | 0 | 3 | 3 |
| Jackson rf | 4 | 0 | 0 | 0 |
| Bando 3b | 4 | 0 | 1 | 0 |
| Rudi lf | 4 | 0 | 0 | 0 |
| Tenace 1b | 3 | 0 | 0 | 0 |
| Mangual dh | 4 | 0 | 1 | 0 |
| Fosse c | 2 | 0 | 1 | 0 |
| Alou ph | 1 | 0 | 1 | 0 |
| Trillo pr | 0 | 1 | 0 | 0 |
| Green 2b | 2 | 0 | 0 | 0 |
| C. Washington ph | 1 | 0 | 1 | 0 |
| Hunter p | 0 | 0 | 0 | 0 |
| Odom p | 0 | 0 | 0 | 0 |
| Fingers p | 0 | 0 | 0 | 0 |
| Totals | 34 | 3 | 9 | 3 |

| | | | | | | |
|-----------|-----|-----|-----|---|----|---|
| Baltimore | 100 | 140 | 000 | 6 | 10 | 0 |
| Oakland | 001 | 010 | 001 | 3 | 9 | 0 |

DP – Oakland 1. **LOB** – Baltimore 3, Oakland 9. **2B** – Grich, North, C. Washington. **HR** – Blair, Robinson, Grich. **SB** – North, Campaneris. **S** – Belanger. **SF** – Campaneris.

| Baltimore | ip | h | r | er | bb | so |
|----------------|-----------|----------|----------|-----------|-----------|-----------|
| Cuellar (W) | 8.0 | 9 | 3 | 3 | 4 | 4 |
| Grimsley | 1.0 | 0 | 0 | 0 | 0 | 0 |
| Oakland | ip | h | r | er | bb | so |
| Hunter (L) | 4.2 | 8 | 6 | 6 | 0 | 3 |
| Odom | 3.1 | 1 | 0 | 0 | 0 | 1 |
| Fingers | 1.0 | 1 | 0 | 0 | 0 | 1 |

Cuellar pitched to two batters in the 9th.

PB – Fosse.

T – 2:29. **A** – 41,609

Umpires – Napp, Neudecker, Goetz, Phillips, Springstead and Deegan.

| Baltimore | ab | r | h | bi |
|---------------|-----------|----------|----------|----------|
| Belanger ss | 3 | 0 | 0 | 0 |
| Motton ph | 1 | 0 | 0 | 0 |
| Baker ss | 0 | 0 | 0 | 0 |
| Blair cf | 3 | 0 | 1 | 0 |
| Grich 2b | 4 | 0 | 0 | 0 |
| Davis dh | 4 | 0 | 1 | 0 |
| Baylor lf | 4 | 0 | 0 | 0 |
| Robinson 3b | 2 | 0 | 0 | 0 |
| Williams 1b | 3 | 0 | 0 | 0 |
| Cabell rf | 3 | 0 | 1 | 0 |
| Etchebarren c | 3 | 0 | 2 | 0 |
| Bumbry pr | 0 | 0 | 0 | 0 |
| Hendricks c | 0 | 0 | 0 | 0 |
| McNally p | 0 | 0 | 0 | 0 |
| Garland p | 0 | 0 | 0 | 0 |
| Reynolds p | 0 | 0 | 0 | 0 |
| G. Jackson p | 0 | 0 | 0 | 0 |
| Totals | 30 | 0 | 5 | 0 |

| Oakland | ab | r | h | bi |
|------------------|-----------|----------|----------|----------|
| Campaneris ss | 4 | 0 | 0 | 0 |
| North cf | 2 | 1 | 0 | 0 |
| Bando 3b | 3 | 1 | 1 | 1 |
| Jackson dh | 3 | 0 | 0 | 0 |
| H. Washington pr | 0 | 0 | 0 | 0 |
| Rudi lf | 4 | 0 | 2 | 1 |
| Tenace 1b | 3 | 1 | 0 | 0 |
| C. Washington rf | 4 | 1 | 1 | 0 |
| Fosse c | 4 | 1 | 3 | 3 |
| Green 2b | 1 | 0 | 1 | 0 |
| Holt ph | 0 | 0 | 0 | 0 |
| Odom pr | 0 | 0 | 0 | 0 |
| Maxvill 2b | 1 | 0 | 0 | 0 |
| Holtzman p | 0 | 0 | 0 | 0 |
| Totals | 29 | 5 | 8 | 5 |

| | | | | | | |
|-----------|-----|-----|-----|---|---|---|
| Baltimore | 000 | 000 | 000 | 0 | 5 | 2 |
| Oakland | 000 | 101 | 03x | 5 | 8 | 0 |

E – Grich, Baker. **DP** – Baltimore 2, Oakland 2. **LOB** – Baltimore 5, Oakland 7. **2B** – Fosse. **3B** – Rudi. **HR** – Bando, Fosse. **SB** – Tenace. **S** – Green.

| Baltimore | ip | h | r | er | bb | so |
|----------------|-----------|----------|----------|-----------|-----------|-----------|
| McNally (L) | 5.2 | 6 | 2 | 1 | 2 | 2 |
| Garland | 0.2 | 1 | 0 | 0 | 1 | 0 |
| Reynolds | 1.1 | 0 | 1 | 0 | 3 | 1 |
| G. Jackson | 0.1 | 1 | 2 | 0 | 0 | 1 |
| Oakland | ip | h | r | er | bb | so |
| Holtzman (W) | 9.0 | 5 | 0 | 0 | 2 | 3 |

WP – McNally.

T – 2:23. **A** – 42,810

Umpires – Neudecker, Goetz, Phillips, Springstead, Deegan and Napp.

| Oakland | ab | r | h | bi |
|------------------|-----------|----------|----------|----------|
| Campaneris ss | 4 | 0 | 0 | 0 |
| North cf | 4 | 0 | 0 | 0 |
| Bando 3b | 4 | 1 | 1 | 1 |
| Jackson dh | 4 | 0 | 1 | 0 |
| Rudi lf | 4 | 0 | 0 | 0 |
| Tenace 1b | 2 | 0 | 0 | 0 |
| H. Washington pr | 0 | 0 | 0 | 0 |
| Holt 1b | 0 | 0 | 0 | 0 |
| C. Washington rf | 2 | 0 | 1 | 0 |
| Fosse c | 2 | 0 | 0 | 0 |
| Green 2b | 3 | 0 | 1 | 0 |
| Blue p | 0 | 0 | 0 | 0 |
| Totals | 29 | 1 | 4 | 1 |

| Baltimore | ab | r | h | bi |
|---------------|-----------|----------|----------|----------|
| Coggins rf | 3 | 0 | 0 | 0 |
| Cabell ph | 1 | 0 | 0 | 0 |
| Blair cf | 4 | 0 | 0 | 0 |
| Grich 2b | 4 | 0 | 1 | 0 |
| Davis dh | 3 | 0 | 0 | 0 |
| Baylor lf | 3 | 0 | 1 | 0 |
| Robinson 3b | 3 | 0 | 0 | 0 |
| Williams 1b | 3 | 0 | 0 | 0 |
| Etchebarren c | 3 | 0 | 0 | 0 |
| Belanger ss | 3 | 0 | 0 | 0 |
| Palmer p | 0 | 0 | 0 | 0 |
| Totals | 30 | 0 | 2 | 0 |

| | | | | | | |
|-----------|-----|-----|-----|---|---|---|
| Oakland | 000 | 100 | 000 | 1 | 4 | 2 |
| Baltimore | 000 | 000 | 000 | 0 | 2 | 1 |

E – Williams, Green 2. **DP** – Baltimore 1. **LOB** – Oakland 4, Baltimore 3. **HR** – Bando. **S** – Fosse.

| Oakland | ip | h | r | er | bb | so |
|------------------|-----------|----------|----------|-----------|-----------|-----------|
| Blue (W) | 9.0 | 2 | 0 | 0 | 0 | 7 |
| Baltimore | ip | h | r | er | bb | so |
| Palmer (L) | 9.0 | 4 | 1 | 1 | 1 | 4 |

HBP – by Palmer (C. Washington).

T – 1:57. **A** – 32,060

Umpires – Goetz, Phillips, Springstead, Deegan, Napp and Neudecker.

Game 4 — October 9
Oakland 2, Baltimore 1

| Oakland | ab | r | h | bi |
|------------------|-----------|----------|----------|-----------|
| Campaneris ss | 5 | 0 | 0 | 0 |
| North cf | 5 | 0 | 0 | 0 |
| Bando 3b | 2 | 2 | 0 | 0 |
| Jackson dh | 1 | 0 | 1 | 1 |
| Odom pr | 0 | 0 | 0 | 0 |
| Rudi lf | 1 | 0 | 0 | 0 |
| Tenace 1b | 3 | 0 | 0 | 1 |
| C. Washington rf | 4 | 0 | 0 | 0 |
| Fosse c | 4 | 0 | 0 | 0 |
| Green 2b | 3 | 0 | 0 | 0 |
| Hunter p | 0 | 0 | 0 | 0 |
| Fingers p | 0 | 0 | 0 | 0 |
| Totals | 28 | 2 | 1 | 2 |

| Baltimore | ab | r | h | bi |
|------------------|-----------|----------|----------|-----------|
| Coggins rf | 4 | 0 | 0 | 0 |
| Blair cf | 3 | 1 | 1 | 0 |
| Grich 2b | 4 | 0 | 1 | 0 |
| Davis dh | 4 | 0 | 1 | 0 |
| Cabell pr | 0 | 0 | 0 | 0 |
| Powell 1b | 4 | 0 | 1 | 1 |
| Palmer pr | 0 | 0 | 0 | 0 |
| Baylor lf | 4 | 0 | 1 | 0 |
| Robinson 3b | 3 | 0 | 0 | 0 |
| Hendricks c | 2 | 0 | 0 | 0 |
| Belanger ss | 0 | 0 | 0 | 0 |
| Bumbry ph | 1 | 0 | 0 | 0 |
| Baker ss | 0 | 0 | 0 | 0 |
| Cuellar p | 0 | 0 | 0 | 0 |
| Grimsley p | 0 | 0 | 0 | 0 |
| Totals | 29 | 1 | 5 | 1 |

| | | | | | | |
|-----------|-----|-----|-----|---|---|---|
| Oakland | 000 | 010 | 100 | 2 | 1 | 0 |
| Baltimore | 000 | 000 | 001 | 1 | 5 | 1 |

E – Belanger. **DP** – Oakland 1, Baltimore 1. **LOB** – Oakland 10, Baltimore 5. **2B** – Jackson. **S** – Belanger.

| Oakland | ip | h | r | er | bb | so |
|------------------|-----------|----------|----------|-----------|-----------|-----------|
| Hunter (W) | 7.0 | 3 | 0 | 0 | 2 | 3 |
| Fingers (Sv) | 2.0 | 2 | 1 | 1 | 1 | 2 |
| Baltimore | ip | h | r | er | bb | so |
| Cuellar (L) | 4.2 | 0 | 1 | 1 | 9 | 2 |
| Grimsley | 4.1 | 1 | 1 | 1 | 2 | 2 |

WP – Cuellar.

T – 2:46. **A** – 28,136

Umpires – Phillips, Springstead, Deegan, Napp, Neudecker and Goetz.

1974 WORLD SERIES

The A's win their third consecutive World Championship to become the first team to win at least three straight since the New York Yankees won five straight, 1949-53. The A's defeated the Los Angeles Dodgers in five games in a series where four of the five games were decided by a 3-2 score. Bert Campaneris hit .353 in the series and Joe Rudi topped the A's with four RBI. World Series MVP Rollie Fingers had a win and two saves while posting a 1.93 ERA and the A's used just five pitchers the entire series.

The A's open the series with a 3-2 win as Rollie Fingers pitched 4.1 innings of relief for the win before Catfish Hunter comes on to strike out Joe Ferguson in the bottom of the ninth with the tying run at first base. The Dodgers even the series with a 3-2 win in Game 2 as Don Sutton shuts out the A's on four hits over the first eight innings. Joe Rudi has a two-run single in the ninth but the A's rally falls short. Hunter started Game 3 and kept the Dodgers off the board over the first seven innings in a 3-2 win. Ken Holtzman was the winning pitcher in the A's 5-2 win in Game 4 and he also contributed to the A's offense with a solo home run in the third inning. The A's trailed 2-1 entering the bottom of the sixth but scored four times, highlighted by Jim Holt's two-run pinch hit single. Rollie Fingers clinched his series MVP honors by pitching two scoreless innings for the save in the A's 3-2 win in Game 5. Joe Rudi homered to lead off the seventh inning to break a 2-2 tie.

FINAL STATISTICS

| PLAYER | AVG | G | AB | R | H | TB | 2B | 3B | HR | RBI | SH | SF | HP | BB | IBB | SO | SB | CS | DP | E | SLG | OBP |
|---------------|-------------|----------|------------|-----------|-----------|-----------|----------|----------|----------|-----------|----------|----------|----------|-----------|----------|-----------|----------|----------|----------|----------|-------------|-------------|
| Alou | .000 | 1 | 1 | 0 | 0 | 0 | 0 | 0 | 0 | 0 | 0 | 0 | 0 | 0 | 0 | 1 | 0 | 0 | 0 | 0 | .000 | .000 |
| Bando | .063 | 5 | 16 | 3 | 1 | 1 | 0 | 0 | 0 | 2 | 0 | 1 | 1 | 2 | 0 | 5 | 0 | 0 | 0 | 0 | .063 | .200 |
| Blue | .000 | 2 | 4 | 0 | 0 | 0 | 0 | 0 | 0 | 0 | 0 | 0 | 0 | 0 | 0 | 4 | 0 | 0 | 0 | 0 | .000 | .000 |
| Campaneris | .353 | 5 | 17 | 1 | 6 | 8 | 2 | 0 | 0 | 2 | 2 | 0 | 1 | 0 | 0 | 2 | 1 | 1 | 0 | 2 | .471 | .389 |
| Fingers | .000 | 4 | 2 | 0 | 0 | 0 | 0 | 0 | 0 | 0 | 0 | 0 | 0 | 0 | 0 | 1 | 0 | 0 | 0 | 0 | .000 | .000 |
| Fosse | .143 | 5 | 14 | 1 | 2 | 5 | 0 | 0 | 1 | 1 | 0 | 0 | 0 | 1 | 0 | 5 | 0 | 0 | 0 | 0 | .357 | .200 |
| Green | .000 | 5 | 13 | 1 | 0 | 0 | 0 | 0 | 0 | 1 | 1 | 0 | 0 | 1 | 0 | 4 | 0 | 0 | 0 | 1 | .000 | .071 |
| Haney | — | 2 | 0 | 0 | 0 | 0 | 0 | 0 | 0 | 0 | 0 | 0 | 0 | 0 | 0 | 0 | 0 | 0 | 0 | 0 | — | — |
| Holt | .667 | 4 | 3 | 0 | 2 | 2 | 0 | 0 | 0 | 2 | 0 | 0 | 0 | 0 | 0 | 0 | 0 | 0 | 0 | 0 | .667 | .667 |
| Holtzman | .500 | 2 | 4 | 2 | 2 | 6 | 1 | 0 | 1 | 1 | 0 | 0 | 0 | 1 | 0 | 1 | 0 | 0 | 0 | 0 | 1.500 | .600 |
| Hunter | .000 | 2 | 2 | 0 | 0 | 0 | 0 | 0 | 0 | 0 | 1 | 0 | 0 | 0 | 0 | 2 | 0 | 0 | 0 | 0 | .000 | .000 |
| Jackson | .286 | 5 | 14 | 3 | 4 | 8 | 1 | 0 | 1 | 1 | 0 | 0 | 0 | 5 | 0 | 3 | 1 | 0 | 0 | 1 | .571 | .474 |
| Mangual | .000 | 1 | 1 | 0 | 0 | 0 | 0 | 0 | 0 | 0 | 0 | 0 | 0 | 0 | 0 | 1 | 0 | 0 | 0 | 0 | .000 | .000 |
| Maxvill | — | 2 | 0 | 0 | 0 | 0 | 0 | 0 | 0 | 0 | 0 | 0 | 0 | 0 | 0 | 0 | 0 | 0 | 0 | 0 | — | — |
| North | .059 | 5 | 17 | 3 | 1 | 1 | 0 | 0 | 0 | 0 | 1 | 0 | 0 | 2 | 0 | 5 | 1 | 1 | 1 | 1 | .059 | .158 |
| Rudi | .333 | 5 | 18 | 1 | 6 | 9 | 0 | 0 | 1 | 4 | 1 | 0 | 0 | 0 | 3 | 0 | 0 | 1 | 0 | .500 | .333 | |
| Tenace | .222 | 5 | 9 | 0 | 2 | 2 | 0 | 0 | 0 | 0 | 1 | 0 | 0 | 3 | 0 | 4 | 0 | 0 | 1 | 0 | .222 | .417 |
| Washington, C | .571 | 5 | 7 | 1 | 4 | 4 | 0 | 0 | 0 | 0 | 0 | 0 | 0 | 1 | 1 | 1 | 0 | 1 | 0 | 0 | .571 | .625 |
| Washington, H | — | 3 | 0 | 0 | 0 | 0 | 0 | 0 | 0 | 0 | 0 | 0 | 0 | 0 | 0 | 0 | 0 | 0 | 0 | 0 | — | — |
| Totals | .211 | 5 | 142 | 16 | 30 | 46 | 4 | 0 | 4 | 14 | 7 | 1 | 2 | 16 | 1 | 42 | 3 | 3 | 3 | 5 | .324 | .298 |

| PITCHER | W | L | ERA | G | GS | CG | GF | SHO | SV | IP | H | R | ER | HR | HB | BB | IBB | SO | WP | BK | AVG |
|---------------|----------|----------|-------------|----------|----------|----------|----------|----------|----------|-------------|-----------|-----------|-----------|----------|----------|-----------|----------|-----------|----------|----------|-------------|
| Blue | 0 | 1 | 3.29 | 2 | 2 | 0 | 0 | 0 | 0 | 13.2 | 10 | 5 | 5 | 1 | 0 | 7 | 0 | 9 | 0 | 0 | .217 |
| Fingers | 1 | 0 | 1.93 | 4 | 0 | 0 | 3 | 0 | 2 | 9.1 | 8 | 2 | 2 | 2 | 1 | 2 | 0 | 6 | 0 | 0 | .242 |
| Holtzman | 1 | 0 | 1.50 | 2 | 2 | 0 | 0 | 0 | 0 | 12.0 | 13 | 3 | 2 | 0 | 0 | 4 | 0 | 10 | 1 | 0 | .277 |
| Hunter | 1 | 0 | 1.17 | 2 | 1 | 0 | 1 | 0 | 1 | 7.2 | 5 | 1 | 1 | 1 | 0 | 2 | 0 | 5 | 0 | 0 | .179 |
| Odom | 1 | 0 | 0.00 | 2 | 0 | 0 | 1 | 0 | 0 | 1.1 | 0 | 0 | 0 | 0 | 0 | 1 | 0 | 2 | 0 | 0 | .000 |
| Totals | 4 | 1 | 2.05 | 5 | 5 | 0 | 5 | 0 | 3 | 44.0 | 36 | 11 | 10 | 4 | 1 | 16 | 0 | 32 | 1 | 0 | .228 |

Game 1 — October 12
Oakland 3, Los Angeles 2

Game 2 — October 13
Los Angeles 3, Oakland 2

Game 3 — October 15
Oakland 3, Los Angeles 2

| Oakland | ab | r | h | bi | Oakland | ab | r | h | bi | Los Angeles | ab | r | h | bi |
|------------------|-----------|----------|----------|----------|------------------|-----------|----------|----------|----------|---------------|-----------|----------|----------|----------|
| Campaneris ss | 2 | 1 | 1 | 1 | Campaneris ss | 4 | 0 | 1 | 0 | Lopes 2b | 3 | 0 | 2 | 0 |
| North cf | 2 | 0 | 0 | 0 | North cf | 4 | 0 | 0 | 0 | Buckner lf | 4 | 1 | 1 | 1 |
| Bando 3b | 4 | 0 | 0 | 0 | Haney c | 0 | 0 | 0 | 0 | Wynn cf | 4 | 0 | 1 | 0 |
| Jackson rf | 3 | 1 | 1 | 1 | Bando 3b | 3 | 1 | 0 | 0 | Garvey 1b | 4 | 0 | 1 | 0 |
| C. Washington rf | 0 | 0 | 0 | 0 | Jackson rf | 3 | 1 | 2 | 0 | Crawford rf | 4 | 1 | 1 | 1 |
| Rudi lf | 4 | 0 | 2 | 0 | Rudi lf | 4 | 0 | 1 | 2 | Ferguson c | 3 | 0 | 0 | 0 |
| Tenace 1b | 3 | 0 | 1 | 0 | H. Washington pr | 0 | 0 | 0 | 0 | Auerbach pr | 0 | 0 | 0 | 0 |
| Fosse c | 3 | 0 | 0 | 0 | Tenace 1b | 3 | 0 | 0 | 0 | Cey 3b | 4 | 0 | 0 | 0 |
| Green 2b | 3 | 0 | 0 | 0 | Fosse c | 2 | 0 | 0 | 0 | Russell ss | 4 | 0 | 1 | 0 |
| Holt ph | 1 | 0 | 0 | 0 | Alou ph | 1 | 0 | 0 | 0 | Yeager c | 3 | 0 | 2 | 0 |
| Maxvill 2b | 0 | 0 | 0 | 0 | Odum p | 0 | 0 | 0 | 0 | Downing p | 1 | 0 | 0 | 0 |
| Holtzman p | 1 | 1 | 1 | 0 | Mangual ph | 1 | 0 | 0 | 0 | Brewer p | 0 | 0 | 0 | 0 |
| Fingers p | 2 | 0 | 0 | 0 | Green 2b | 2 | 0 | 0 | 0 | Lacy ph | 1 | 0 | 0 | 0 |
| Hunter p | 0 | 0 | 0 | 0 | Holt ph | 1 | 0 | 1 | 0 | Hough p | 0 | 0 | 0 | 0 |
| Totals | 28 | 3 | 6 | 2 | Maxvill pr | 0 | 0 | 0 | 0 | Joshua ph | 1 | 0 | 0 | 0 |
| | | | | | Blue p | 2 | 0 | 0 | 0 | Marshall p | 0 | 0 | 0 | 0 |
| | | | | | C. Washington ph | 1 | 0 | 1 | 0 | Totals | 33 | 2 | 7 | 2 |
| | | | | | Totals | 31 | 2 | 6 | 2 | | | | | |

| Los Angeles | ab | r | h | bi |
|---------------|-----------|----------|-----------|----------|
| Lopes 2b | 5 | 1 | 0 | 0 |
| Buckner lf | 5 | 0 | 2 | 0 |
| Wynn cf | 4 | 1 | 1 | 1 |
| Garvey 1b | 5 | 0 | 2 | 0 |
| Paciorek pr | 0 | 0 | 0 | 0 |
| Ferguson rf-c | 3 | 0 | 0 | 0 |
| Cey 3b | 3 | 0 | 1 | 0 |
| Russell ss | 4 | 0 | 1 | 0 |
| Yeager c | 3 | 0 | 1 | 0 |
| Crawford ph | 1 | 0 | 1 | 0 |
| Messersmith p | 3 | 0 | 2 | 0 |
| Joshua ph ph | 1 | 0 | 0 | 0 |
| Marshall p | 0 | 0 | 0 | 0 |
| Totals | 37 | 2 | 11 | 1 |

| Los Angeles | ab | r | h | bi |
|---------------|-----------|----------|----------|----------|
| Lopes 2b | 4 | 0 | 0 | 0 |
| Buckner lf | 4 | 0 | 0 | 0 |
| Wynn cf | 3 | 0 | 0 | 0 |
| Garvey 1b | 4 | 1 | 2 | 0 |
| Ferguson rf | 3 | 1 | 1 | 2 |
| Cey 3b | 3 | 1 | 0 | 0 |
| Russell ss | 3 | 0 | 1 | 0 |
| Yeager c | 3 | 0 | 2 | 1 |
| Sutton p | 2 | 0 | 0 | 0 |
| Marshall p | 0 | 0 | 0 | 0 |
| Totals | 29 | 3 | 6 | 3 |

| Oakland | ab | r | h | bi |
|------------------|-----------|----------|----------|----------|
| North cf | 4 | 1 | 1 | 0 |
| Campaneris ss | 4 | 0 | 2 | 1 |
| Bando 3b | 3 | 1 | 0 | 0 |
| Jackson rf | 3 | 0 | 0 | 0 |
| C. Washington rf | 0 | 0 | 0 | 0 |
| Rudi lf | 4 | 0 | 1 | 1 |
| Tenace 1b | 2 | 0 | 1 | 0 |
| H. Washington pr | 0 | 0 | 0 | 0 |
| Holt 1b | 0 | 0 | 0 | 0 |
| Fosse c | 4 | 0 | 0 | 0 |
| Green 2b | 3 | 1 | 0 | 0 |
| Hunter p | 2 | 0 | 0 | 0 |
| Fingers p | 0 | 0 | 0 | 0 |
| Totals | 29 | 3 | 5 | 2 |

| | | | | | | |
|-------------|-----|-----|-----|---|----|---|
| Oakland | 010 | 010 | 010 | 3 | 6 | 2 |
| Los Angeles | 000 | 010 | 001 | 2 | 11 | 1 |

| | | | | | | |
|-------------|-----|-----|-----|---|---|---|
| Oakland | 000 | 000 | 002 | 2 | 6 | 0 |
| Los Angeles | 010 | 002 | 00x | 3 | 6 | 1 |

| | | | | | | |
|-------------|-----|-----|-----|---|---|---|
| Los Angeles | 000 | 000 | 011 | 2 | 7 | 2 |
| Oakland | 002 | 100 | 00x | 3 | 5 | 2 |

E – Campaneris, Jackson, Cey. **DP** – Oakland 1, Los Angeles 1. **LOB** – Oakland 6, Los Angeles 12. **2B** – Holtzman. **HR** – Jackson (off Messersmith), Wynn (off Fingers). **CS** – Buckner, North. **S** – Campaneris 2, North, Tenace.

E – Russell. **DP** – Los Angeles 2. **LOB** – Oakland 5, Los Angeles 6. **2B** – Campaneris, Jackson. **HR** – Ferguson (off Blue). **SB** – Ferguson. **S** – Sutton.

E – Ferguson 2, Campaneris, Green. **DP** – Oakland 3. **LOB** – Los Angeles 6, Oakland 8. **2B** – Campaneris. **HR** – Buckner (off Hunter), Crawford (off Fingers). **SB** – Lopes 2, Jackson. **S** – Hunter.

| Oakland | ip | h | r | er | bb | so |
|-----------------|-----|---|---|----|----|----|
| Holtzman | 4.1 | 7 | 1 | 0 | 2 | 3 |
| Fingers (W) | 4.1 | 4 | 1 | 1 | 1 | 3 |
| Hunter (Sv) | 0.1 | 0 | 0 | 0 | 0 | 1 |
| Los Angeles | ip | h | r | er | bb | so |
| Messersmith (L) | 8.0 | 5 | 3 | 2 | 3 | 8 |
| Marshall | 1.0 | 1 | 0 | 0 | 1 | 1 |

| Oakland | ip | h | r | er | bb | so |
|---------------|-----|---|---|----|----|----|
| Blue (L) | 7.0 | 6 | 3 | 3 | 2 | 5 |
| Odum | 1.0 | 0 | 0 | 0 | 1 | 2 |
| Los Angeles | ip | h | r | er | bb | so |
| Sutton (W) | 8.0 | 5 | 2 | 2 | 2 | 9 |
| Marshall (Sv) | 1.0 | 1 | 0 | 0 | 0 | 2 |

| Los Angeles | ip | h | r | er | bb | so |
|-------------|-----|---|---|----|----|----|
| Downing (L) | 3.2 | 4 | 3 | 1 | 4 | 3 |
| Brewer | 0.1 | 0 | 0 | 0 | 0 | 1 |
| Hough | 2.0 | 0 | 0 | 0 | 1 | 4 |
| Marshall | 2.0 | 1 | 0 | 0 | 0 | 1 |
| Oakland | ip | h | r | er | bb | so |
| Hunter (W) | 7.1 | 5 | 1 | 1 | 2 | 4 |
| Fingers | 1.2 | 2 | 1 | 1 | 0 | 1 |

WP – Messersmith. **HBP** – by Fingers (Ferguson).
T – 2:43. **A** – 55,974
Umpires – Gorman, Kunkel, Harvey, Denkinger, Olsen and Luciano.

Sutton pitched to two batters in the 9th.
WP – Sutton. **HBP** – by Sutton (Bando).
T – 2:40. **A** – 55,989
Umpires – Kunkel, Harvey, Denkinger, Olsen, Luciano and Gorman.

WP – Hough.
T – 2:35. **A** – 49,347
Umpires – Harvey, Denkinger, Olsen, Luciano, Gorman and Kunkel.

Game 4 — October 16
Oakland 5, Los Angeles 2

Game 5 — October 17
Oakland 3, Los Angeles 2

| Los Angeles | ab | r | h | bi | Los Angeles | ab | r | h | bi |
|--------------------|-----------|----------|----------|-----------|--------------------|-----------|----------|----------|-----------|
| Lopes 2b | 4 | 0 | 0 | 0 | Lopes 2b | 2 | 1 | 0 | 0 |
| Buckner lf | 4 | 0 | 1 | 0 | Buckner lf | 3 | 0 | 1 | 0 |
| Wynn cf | 3 | 0 | 1 | 0 | Wynn cf | 2 | 0 | 0 | 1 |
| Garvey 1b | 4 | 1 | 2 | 0 | Garvey 1b | 4 | 0 | 1 | 1 |
| Ferguson rf | 3 | 1 | 0 | 0 | Ferguson rf | 4 | 0 | 1 | 0 |
| Auerbach pr | 0 | 0 | 0 | 0 | Cey 3b | 3 | 0 | 1 | 0 |
| Cey 3b | 4 | 0 | 1 | 0 | Russell ss | 3 | 0 | 0 | 0 |
| Russell ss | 4 | 0 | 1 | 2 | Crawford ph | 1 | 0 | 0 | 0 |
| Yeager c | 3 | 0 | 1 | 0 | Yeager c | 2 | 0 | 0 | 0 |
| Joshua ph | 1 | 0 | 0 | 0 | Joshua ph | 1 | 0 | 0 | 0 |
| Messersmith p | 1 | 0 | 0 | 0 | Sutton p | 1 | 0 | 0 | 0 |
| Paciorek ph | 1 | 0 | 0 | 0 | Paciorek ph | 1 | 1 | 1 | 0 |
| Marshall p | 0 | 0 | 0 | 0 | Marshall p | 0 | 0 | 0 | 0 |
| Totals | 32 | 2 | 7 | 2 | Totals | 27 | 2 | 5 | 2 |

| Oakland | ab | r | h | bi | Oakland | ab | r | h | bi |
|------------------|-----------|----------|----------|-----------|------------------|-----------|----------|----------|-----------|
| Campaneris ss | 3 | 0 | 0 | 0 | Campaneris ss | 4 | 0 | 2 | 0 |
| North cf | 3 | 1 | 0 | 0 | North cf | 4 | 1 | 0 | 0 |
| Bando 3b | 3 | 1 | 1 | 1 | Bando 3b | 3 | 0 | 0 | 1 |
| Jackson rf | 3 | 1 | 1 | 0 | Jackson rf | 2 | 0 | 0 | 0 |
| Rudi 1b-1f | 3 | 0 | 0 | 0 | Rudi 1b-1f | 3 | 1 | 2 | 1 |
| C. Washington lf | 3 | 1 | 2 | 0 | C. Washington lf | 3 | 0 | 1 | 0 |
| Tenace 1b | 0 | 0 | 0 | 0 | Fingers p | 0 | 0 | 0 | 0 |
| Fosse c | 2 | 0 | 1 | 0 | Fosse c | 3 | 1 | 1 | 1 |
| Holt ph | 1 | 0 | 1 | 2 | Green 2b | 3 | 0 | 0 | 0 |
| H. Washington pr | 0 | 0 | 0 | 0 | Blue p | 2 | 0 | 0 | 0 |
| Haney c | 0 | 0 | 0 | 0 | Odum p | 0 | 0 | 0 | 0 |
| Green 2b | 2 | 0 | 0 | 1 | Tenace c | 1 | 0 | 0 | 0 |
| Holtzman p | 3 | 1 | 1 | 1 | Totals | 28 | 3 | 6 | 3 |
| Fingers p | 0 | 0 | 0 | 0 | Los Angeles | 000 | 002 | 000 | 2 5 1 |
| Totals | 26 | 5 | 7 | 5 | Oakland | 110 | 000 | 10x | 3 6 1 |

Los Angeles 000 200 000 2 7 1
 Oakland 001 004 00x 5 7 0

E – Messersmith. **DP** – Los Angeles 2, Oakland 1. **LOB** – Los Angeles 6, Oakland 4. **2B** – Buckner, Yeager, Wynn. **3B** – Russell. **HR** – Holtzman (off Messersmith). **CS** – Campaneris. **S** – Messersmith, Green, Rudi.

| Los Angeles | ip | h | r | er | bb | so |
|--------------------|-----------|----------|----------|-----------|-----------|-----------|
| Messersmith (L) | 6.0 | 6 | 5 | 5 | 4 | 4 |
| Marshall | 2.0 | 1 | 0 | 0 | 0 | 2 |
| Oakland | ip | h | r | er | bb | so |
| Holtzman (W) | 7.2 | 6 | 2 | 2 | 2 | 7 |
| Fingers (Sv) | 1.1 | 1 | 0 | 0 | 0 | 2 |

WP – Holtzman. **HBP** – by Messersmith (Campaneris).

T – 2:17. **A** – 49,347

Umpires – Denkinger, Olsen, Luciano, Gorman, Kunkel and Harvey.

E – Yeager, North. **DP** – Oakland 1. **LOB** – Los Angeles 6, Oakland 3. **2B** – Paciorek. **HR** – Fosse (off Sutton), Rudi (off Marshall). **SB** – Campaneris, North. **CS** – Lopes, C. Washington. **S** – Buckner. **SF** – Bando, Wynn.

| Los Angeles | ip | h | r | er | bb | so |
|--------------------|-----------|----------|----------|-----------|-----------|-----------|
| Sutton | 5.0 | 4 | 2 | 2 | 1 | 3 |
| Marshall (L) | 3.0 | 2 | 1 | 1 | 0 | 4 |
| Oakland | ip | h | r | er | bb | so |
| Blue | 6.2 | 4 | 2 | 2 | 5 | 4 |
| Odum (W) | 0.1 | 0 | 0 | 0 | 0 | 0 |
| Fingers (Sv) | 2.0 | 1 | 0 | 0 | 1 | 0 |

T – 2:23. **A** – 49,347

Umpires – Olsen, Luciano, Gorman, Kunkel, Harvey and Denkinger.

1975 ALCS

The A's streak of three consecutive American League Pennants is snapped by Boston as the Red Sox sweep the A's in three games. After posting a team ERA under 3.00 in each of the previous three ALCS wins, the A's team ERA in 1975 ballooned to 4.32. Sal Bando paced the A's offense with a .500 batting average and Reggie Jackson drove in three of the seven runs the A's scored in the series.

Luis Tiant pitched a three-hitter in Boston's 7-1 win in Game 1 at Fenway Park. Three A's errors led to two runs in the first inning but the A's still trailed just 2-0 before Boston scored five in the seventh. The A's took a 3-0 lead in Game 2, highlighted by a Reggie Jackson two-run home run in the first inning but Boston tied the game with three in the fourth off Vida Blue. Rollie Fingers then allowed three runs in four innings as the A's lost 6-3. The series moved to Oakland for Game 3 but the Red Sox built a 4-0 lead in a 5-3 win. The A's started their Game 1 starter, Ken Holtzman, and he allowed four runs in 4 2/3 innings.

FINAL STATISTICS

| PLAYER | AVG | G | AB | R | H | TB | 2B | 3B | HR | RBI | SH | SF | HP | BB | IBB | SO | SB | CS | DP | E | SLG | OBP |
|---------------|-------------|----------|-----------|----------|-----------|-----------|----------|----------|----------|----------|----------|----------|----------|----------|----------|-----------|----------|----------|----------|----------|-------------|-------------|
| Bando | .500 | 3 | 12 | 1 | 6 | 8 | 2 | 0 | 0 | 2 | 0 | 0 | 0 | 0 | 0 | 3 | 0 | 0 | 0 | 1 | .667 | .500 |
| Campaneris | .000 | 3 | 11 | 1 | 0 | 0 | 0 | 0 | 0 | 0 | 0 | 0 | 0 | 1 | 0 | 1 | 0 | 0 | 0 | 0 | .000 | .083 |
| Fosse | .000 | 1 | 2 | 0 | 0 | 0 | 0 | 0 | 0 | 0 | 0 | 0 | 0 | 0 | 0 | 1 | 0 | 0 | 0 | 0 | .000 | .000 |
| Garner | .000 | 3 | 5 | 0 | 0 | 0 | 0 | 0 | 0 | 0 | 0 | 0 | 0 | 0 | 0 | 1 | 0 | 0 | 0 | 1 | .000 | .000 |
| Harper | — | 1 | 0 | 0 | 0 | 0 | 0 | 0 | 0 | 0 | 0 | 0 | 0 | 1 | 0 | 0 | 0 | 0 | 0 | 0 | — | 1.000 |
| Holt | .333 | 3 | 3 | 0 | 1 | 2 | 1 | 0 | 0 | 0 | 0 | 0 | 0 | 0 | 0 | 0 | 0 | 0 | 0 | 0 | .667 | .333 |
| Hopkins | — | 1 | 0 | 0 | 0 | 0 | 0 | 0 | 0 | 0 | 0 | 0 | 0 | 0 | 0 | 0 | 0 | 0 | 0 | 0 | — | — |
| Jackson | .417 | 3 | 12 | 1 | 5 | 8 | 0 | 0 | 1 | 3 | 0 | 0 | 0 | 0 | 0 | 2 | 0 | 0 | 0 | 0 | .667 | .417 |
| Martinez | — | 3 | 0 | 0 | 0 | 0 | 0 | 0 | 0 | 0 | 0 | 0 | 0 | 0 | 0 | 0 | 0 | 0 | 0 | 0 | — | — |
| North | .000 | 3 | 10 | 0 | 0 | 0 | 0 | 0 | 0 | 1 | 0 | 0 | 0 | 2 | 0 | 0 | 0 | 0 | 0 | 1 | .000 | .167 |
| Rudi | .250 | 3 | 12 | 1 | 3 | 5 | 2 | 0 | 0 | 0 | 0 | 0 | 0 | 0 | 0 | 1 | 0 | 0 | 1 | 0 | .417 | .250 |
| Tenace | .000 | 3 | 9 | 0 | 0 | 0 | 0 | 0 | 0 | 0 | 0 | 0 | 0 | 3 | 0 | 2 | 0 | 0 | 1 | 0 | .000 | .250 |
| Tovar | .500 | 2 | 2 | 2 | 1 | 1 | 0 | 0 | 0 | 0 | 0 | 0 | 0 | 1 | 0 | 0 | 0 | 0 | 0 | 1 | .500 | .667 |
| Washington | .250 | 3 | 12 | 1 | 3 | 4 | 1 | 0 | 0 | 1 | 0 | 0 | 0 | 0 | 0 | 2 | 0 | 0 | 0 | 2 | .333 | .250 |
| Williams | .000 | 3 | 8 | 0 | 0 | 0 | 0 | 0 | 0 | 0 | 0 | 0 | 0 | 1 | 0 | 1 | 0 | 0 | 0 | 0 | .000 | .111 |
| Totals | .194 | 3 | 98 | 7 | 19 | 28 | 6 | 0 | 1 | 7 | 0 | 0 | 0 | 9 | 0 | 14 | 0 | 0 | 2 | 6 | .286 | .262 |

| PITCHER | W | L | ERA | G | GS | CG | GF | SHO | SV | IP | H | R | ER | HR | HB | BB | IBB | SO | WP | BK | AVG |
|---------------|----------|----------|-------------|----------|----------|----------|----------|----------|----------|-------------|-----------|-----------|-----------|----------|----------|----------|----------|-----------|----------|----------|-------------|
| Abbott | 0 | 0 | 0.00 | 1 | 0 | 0 | 1 | 0 | 0 | 1.0 | 0 | 0 | 0 | 0 | 0 | 0 | 0 | 0 | 0 | 0 | .000 |
| Blue | 0 | 0 | 9.00 | 1 | 1 | 0 | 0 | 0 | 0 | 3.0 | 6 | 3 | 3 | 1 | 0 | 0 | 0 | 2 | 0 | 0 | .429 |
| Bosman | 0 | 0 | 0.00 | 1 | 0 | 0 | 0 | 0 | 0 | 0.1 | 0 | 0 | 0 | 0 | 0 | 0 | 0 | 0 | 0 | 0 | .000 |
| Fingers | 0 | 1 | 6.75 | 1 | 0 | 0 | 1 | 0 | 0 | 4.0 | 5 | 3 | 3 | 1 | 0 | 1 | 1 | 3 | 0 | 0 | .385 |
| Holtzman | 0 | 2 | 4.09 | 2 | 2 | 0 | 0 | 0 | 0 | 11.0 | 12 | 8 | 5 | 0 | 0 | 1 | 0 | 7 | 0 | 0 | .261 |
| Lindblad | 0 | 0 | 0.00 | 2 | 0 | 0 | 1 | 0 | 0 | 4.2 | 5 | 3 | 0 | 0 | 0 | 1 | 1 | 0 | 1 | 0 | .313 |
| Todd | 0 | 0 | 9.00 | 3 | 0 | 0 | 0 | 0 | 0 | 1.0 | 3 | 1 | 1 | 0 | 0 | 0 | 0 | 0 | 0 | 0 | .600 |
| Totals | 0 | 3 | 4.32 | 3 | 3 | 0 | 3 | 0 | 0 | 25.0 | 31 | 18 | 12 | 2 | 0 | 3 | 2 | 12 | 1 | 0 | .316 |

Game 1 — October 4
Boston 7, Oakland 1

Game 2 — October 5
Boston 6, Oakland 3

Game 3 — October 7
Boston 5, Oakland 3

| Oakland | ab | r | h | bi |
|----------------|-----------|----------|----------|----------|
| North cf | 3 | 0 | 0 | 1 |
| Washington lf | 4 | 0 | 0 | 0 |
| Bando 3b | 4 | 0 | 0 | 0 |
| Jackson rf | 4 | 0 | 1 | 0 |
| Tenace 1b | 3 | 0 | 0 | 0 |
| Rudi 1b | 4 | 0 | 1 | 0 |
| Williams dh | 3 | 0 | 0 | 0 |
| Hopkins pr-dh | 0 | 0 | 0 | 0 |
| Campaneris ss | 4 | 1 | 0 | 0 |
| Garner 2b | 2 | 0 | 0 | 0 |
| Holt ph | 1 | 0 | 1 | 0 |
| Martinez pr-2b | 0 | 0 | 0 | 0 |
| Holtzman p | 0 | 0 | 0 | 0 |
| Todd p | 0 | 0 | 0 | 0 |
| Lindblad p | 0 | 0 | 0 | 0 |
| Boseman p | 0 | 0 | 0 | 0 |
| Abbott p | 0 | 0 | 0 | 0 |
| Totals | 32 | 1 | 3 | 1 |

| Boston | ab | r | h | bi |
|----------------|-----------|----------|----------|----------|
| Beniquez dh | 4 | 1 | 2 | 1 |
| Doyle 2b | 3 | 1 | 0 | 1 |
| Yastrzemski lf | 4 | 1 | 1 | 0 |
| Fisk c | 4 | 2 | 1 | 0 |
| Lynn cf | 4 | 0 | 1 | 2 |
| Petrocelli 3b | 4 | 0 | 0 | 0 |
| Evans rf | 4 | 1 | 1 | 0 |
| Cooper 1b | 3 | 0 | 1 | 0 |
| Burleson ss | 3 | 1 | 1 | 1 |
| Tiant p | 0 | 0 | 0 | 0 |
| Totals | 33 | 7 | 8 | 5 |

| | | | | | | |
|---------|-----|-----|-----|---|---|---|
| Oakland | 000 | 000 | 010 | 1 | 3 | 4 |
| Boston | 200 | 000 | 50x | 7 | 8 | 3 |

E – Bando, Washington, Garner, Lynn, North, Burleson, Cooper. **LOB** – Oakland 7, Boston 5. **2B** – Evans, Burleson, Lynn, Holt. **SB** – Beniquez 2. **S** – Cooper. **SF** – Doyle.

| Oakland | ip | h | r | er | bb | so |
|---------------|-----------|----------|----------|-----------|-----------|-----------|
| Holtzman (L) | 6.1 | 5 | 4 | 2 | 1 | 4 |
| Todd | 0.0 | 1 | 1 | 1 | 0 | 0 |
| Lindblad | 0.1 | 2 | 2 | 0 | 0 | 0 |
| Bosman | 0.1 | 0 | 0 | 0 | 0 | 0 |
| Abbott | 1.0 | 0 | 0 | 0 | 0 | 0 |
| Boston | ip | h | r | er | bb | so |
| Tiant (W) | 9.0 | 3 | 1 | 0 | 3 | 8 |

Todd pitched to one batter in the 7th.
T – 2:40. **A** – 35,578
Umpires – Denkinger, DiMuro, Kunkel, Luciano, Evans and Morgenweck.

| Oakland | ab | r | h | bi |
|---------------|-----------|----------|-----------|----------|
| North cf | 4 | 0 | 0 | 0 |
| Campaneris ss | 3 | 0 | 0 | 0 |
| Bando 3b | 4 | 1 | 4 | 0 |
| Jackson rf | 4 | 1 | 2 | 2 |
| Tenace 1b-c | 4 | 0 | 0 | 0 |
| Rudi lf | 4 | 1 | 2 | 0 |
| Washington dh | 4 | 0 | 2 | 1 |
| Garner 2b | 2 | 0 | 0 | 0 |
| Harper ph | 0 | 0 | 0 | 0 |
| Holt 1b | 1 | 0 | 0 | 0 |
| Fosse c | 2 | 0 | 0 | 0 |
| Williams ph | 1 | 0 | 0 | 0 |
| Martinez 2b | 0 | 0 | 0 | 0 |
| Tovar ph | 1 | 0 | 0 | 0 |
| Blue p | 0 | 0 | 0 | 0 |
| Todd p | 0 | 0 | 0 | 0 |
| Fingers p | 0 | 0 | 0 | 0 |
| Totals | 34 | 3 | 10 | 3 |

| Boston | ab | r | h | bi |
|----------------|-----------|----------|-----------|----------|
| Beniquez dh | 4 | 1 | 1 | 0 |
| Doyle 2b | 3 | 1 | 1 | 0 |
| Yastrzemski lf | 3 | 2 | 2 | 2 |
| Fisk c | 4 | 1 | 2 | 1 |
| Lynn cf | 4 | 0 | 2 | 1 |
| Petrocelli 3b | 4 | 1 | 1 | 1 |
| Evans rf | 3 | 0 | 0 | 0 |
| Cooper 1b | 3 | 0 | 2 | 0 |
| Burleson ss | 2 | 0 | 1 | 0 |
| Cleveland p | 0 | 0 | 0 | 0 |
| Moret p | 0 | 0 | 0 | 0 |
| Drago p | 0 | 0 | 0 | 0 |
| Totals | 30 | 6 | 12 | 5 |

| | | | | | | |
|---------|-----|-----|-----|---|----|---|
| Oakland | 200 | 100 | 000 | 3 | 10 | 0 |
| Boston | 000 | 301 | 11x | 6 | 12 | 0 |

DP – Oakland 4, Boston 2. **LOB** – Oakland 6, Boston 3. **2B** – Bando 2, Rudi 2, Washington, Fisk, Cooper 2, Yastrzemski. **HR** – Jackson, Yastrzemski, Petrocelli. **S** – Burleson, Doyle.

| Oakland | ip | h | r | er | bb | so |
|---------------|-----------|----------|----------|-----------|-----------|-----------|
| Blue | 3.0 | 6 | 3 | 3 | 0 | 2 |
| Todd | 1.0 | 1 | 0 | 0 | 0 | 0 |
| Fingers (L) | 4.0 | 5 | 3 | 3 | 1 | 3 |
| Boston | ip | h | r | er | bb | so |
| Cleveland | 5.0 | 7 | 3 | 3 | 1 | 2 |
| Moret (W) | 1.0 | 1 | 0 | 0 | 1 | 0 |
| Drago (Sv) | 3.0 | 2 | 0 | 0 | 0 | 2 |

Blue pitched to four batters in the 4th. Todd pitched to one batter in the 5th. Cleveland pitched to one batter in the 6th. Moret pitched to one batter in the 7th.
WP – Drago.
T – 2:27. **A** – 35,578
Umpires – DiMuro, Kunkel, Luciano, Evans, Morgenweck and Denkinger.

| Boston | ab | r | h | bi |
|----------------|-----------|----------|-----------|----------|
| Beniquez dh | 4 | 0 | 0 | 0 |
| Doyle 2b | 5 | 1 | 2 | 1 |
| Yastrzemski lf | 4 | 1 | 2 | 0 |
| Fisk c | 4 | 1 | 2 | 1 |
| Lynn cf | 3 | 1 | 1 | 0 |
| Petrocelli 3b | 4 | 0 | 1 | 1 |
| Evans rf | 3 | 0 | 0 | 0 |
| Cooper 1b | 4 | 0 | 1 | 1 |
| Burleson ss | 4 | 1 | 2 | 0 |
| Wise p | 0 | 0 | 0 | 0 |
| Drago p | 0 | 0 | 0 | 0 |
| Totals | 35 | 5 | 11 | 4 |

| Oakland | ab | r | h | bi |
|---------------|-----------|----------|----------|----------|
| Campaneris ss | 4 | 0 | 0 | 0 |
| Washington lf | 4 | 1 | 1 | 0 |
| Bando 3b | 4 | 0 | 2 | 2 |
| Jackson rf | 4 | 0 | 2 | 1 |
| Tenace 1b-c | 4 | 0 | 0 | 0 |
| Rudi lf | 4 | 0 | 0 | 0 |
| Williams dh | 4 | 0 | 0 | 0 |
| Tenace c | 2 | 0 | 0 | 0 |
| North cf | 3 | 0 | 0 | 0 |
| Garner 2b | 1 | 0 | 0 | 0 |
| Tovar ph-2b | 1 | 2 | 1 | 0 |
| Martinez 2b | 0 | 0 | 0 | 0 |
| Holt ph | 1 | 0 | 0 | 0 |
| Holtzman p | 0 | 0 | 0 | 0 |
| Todd p | 0 | 0 | 0 | 0 |
| Lindblad p | 0 | 0 | 0 | 0 |
| Totals | 32 | 3 | 6 | 3 |

| | | | | | | |
|---------|-----|-----|-----|---|----|---|
| Boston | 000 | 130 | 010 | 5 | 11 | 1 |
| Oakland | 000 | 001 | 020 | 3 | 6 | 2 |

E – Washington, Tovar, Doyle. **DP** – Boston 1. **LOB** – Boston 6, Oakland 6. **2B** – Burleson. **SB** – Fisk. **S** – Beniquez, Lynn.

| Boston | ip | h | r | er | bb | so |
|----------------|-----------|----------|----------|-----------|-----------|-----------|
| Wise (W) | 7.1 | 6 | 3 | 2 | 3 | 2 |
| Drago (Sv) | 1.2 | 0 | 0 | 0 | 1 | 0 |
| Oakland | ip | h | r | er | bb | so |
| Holtzman (L) | 4.2 | 7 | 4 | 3 | 0 | 3 |
| Todd | 0.0 | 1 | 0 | 0 | 0 | 0 |
| Lindblad | 4.1 | 3 | 1 | 0 | 1 | 0 |

Todd pitched to one batter in the 5th.
WP – Lindblad.
T – 2:30. **A** – 49,358
Umpires – Kunkel, Luciano, Evans, Morgenweck, Denkinger and DiMuro.

1981 ALDS

The A's sweep a three-game series from Kansas City in baseball's first ever Division Series, pitting first and second half winners in each division in a season interrupted by a strike. The A's pitching staff allows just two runs in the entire series and the offense is paced by Dwayne Murphy who is 6 for 11 in the three-game series.

Mike Norris tosses a four-hit shutout in Game 1, a 4-0 A's victory at Kansas City. Wayne Gross hit a three-run home run in the fourth inning. The A's get their second consecutive complete game in Game 2 as Steve McCatty pitches a six-hitter in the A's 2-1 win. Tony Armas had a RBI double in the first inning and after the Royals tied the game in the fifth, Armas added a RBI double in the eighth for the win. The A's complete the sweep with a 4-1 win in Oakland in Game 3. Armas had a RBI single in the first and three Kansas City errors led to a run in the third. After the Royals scored a run in the fourth, Dave McKay homered and Dwayne Murphy had a RBI single in the bottom of the inning.

FINAL STATISTICS

| PLAYER | AVG | G | AB | R | H | TB | 2B | 3B | HR | RBI | SH | SF | HP | BB | IBB | SO | SB | CS | DP | E | SLG | OBP |
|---------------|-------------|----------|-----------|-----------|-----------|-----------|----------|----------|----------|----------|----------|----------|----------|----------|----------|-----------|----------|----------|----------|----------|-------------|-------------|
| Armas | .545 | 3 | 11 | 1 | 6 | 8 | 2 | 0 | 0 | 3 | 0 | 0 | 0 | 1 | 0 | 1 | 0 | 0 | 0 | 0 | .727 | .583 |
| Bosetti | — | 1 | 0 | 0 | 0 | 0 | 0 | 0 | 0 | 0 | 0 | 0 | 0 | 0 | 0 | 0 | 0 | 0 | 0 | 0 | — | — |
| Drumright | .250 | 1 | 4 | 0 | 1 | 1 | 0 | 0 | 0 | 0 | 0 | 0 | 0 | 0 | 0 | 0 | 0 | 0 | 1 | 0 | .250 | .250 |
| Gross | .400 | 2 | 5 | 1 | 2 | 5 | 0 | 0 | 1 | 3 | 0 | 0 | 0 | 0 | 0 | 0 | 0 | 0 | 0 | 0 | 1.000 | .400 |
| Heath | .000 | 2 | 8 | 0 | 0 | 0 | 0 | 0 | 0 | 0 | 0 | 0 | 0 | 0 | 0 | 1 | 0 | 0 | 0 | 0 | .000 | .000 |
| Henderson | .182 | 3 | 11 | 3 | 2 | 2 | 0 | 0 | 0 | 0 | 0 | 0 | 2 | 0 | 0 | 2 | 0 | 0 | 0 | .182 | .308 | |
| Johnson | .286 | 2 | 7 | 0 | 2 | 3 | 1 | 0 | 0 | 1 | 0 | 0 | 0 | 0 | 1 | 0 | 0 | 0 | 0 | 0 | .429 | .286 |
| Klutts | .143 | 2 | 7 | 0 | 1 | 1 | 0 | 0 | 0 | 0 | 1 | 0 | 0 | 0 | 0 | 1 | 0 | 0 | 0 | 0 | .143 | .143 |
| McKay | .273 | 3 | 11 | 1 | 3 | 6 | 0 | 0 | 1 | 1 | 0 | 0 | 1 | 0 | 1 | 0 | 0 | 0 | 1 | .545 | .333 | |
| Moore | .000 | 2 | 8 | 0 | 0 | 0 | 0 | 0 | 0 | 0 | 0 | 0 | 0 | 0 | 0 | 2 | 0 | 0 | 0 | 0 | .000 | .000 |
| Murphy | .545 | 3 | 11 | 4 | 6 | 10 | 1 | 0 | 1 | 2 | 0 | 0 | 0 | 1 | 0 | 1 | 0 | 1 | 0 | 0 | .909 | .583 |
| Newman | .000 | 1 | 3 | 0 | 0 | 0 | 0 | 0 | 0 | 0 | 1 | 0 | 0 | 0 | 0 | 1 | 0 | 0 | 0 | 0 | .000 | .000 |
| Picciole | .333 | 1 | 3 | 0 | 1 | 1 | 0 | 0 | 0 | 0 | 0 | 0 | 0 | 0 | 0 | 0 | 0 | 0 | 0 | 0 | .333 | .333 |
| Spencer | .250 | 1 | 4 | 0 | 1 | 2 | 1 | 0 | 0 | 0 | 0 | 0 | 0 | 0 | 0 | 0 | 0 | 0 | 0 | 0 | .500 | .250 |
| Stanley | .000 | 3 | 6 | 0 | 0 | 0 | 0 | 0 | 0 | 0 | 0 | 0 | 1 | 0 | 1 | 0 | 0 | 0 | 0 | .000 | .143 | |
| pitchers | — | 0 | 0 | 0 | 0 | 0 | 0 | 0 | 0 | 0 | 0 | 0 | 0 | 0 | 0 | 0 | 0 | 0 | 0 | 1 | — | — |
| Totals | .253 | 3 | 99 | 10 | 25 | 39 | 5 | 0 | 3 | 9 | 3 | 0 | 0 | 6 | 0 | 10 | 2 | 1 | 1 | 3 | .394 | .295 |

| PITCHER | W | L | ERA | G | GS | CG | GF | SHO | SV | IP | H | R | ER | HR | HB | BB | IBB | SO | WP | BK | AVG |
|---------------|----------|----------|-------------|----------|----------|----------|----------|----------|----------|-------------|-----------|----------|----------|----------|----------|----------|----------|-----------|----------|----------|-------------|
| Beard | 0 | 0 | 0.00 | 1 | 0 | 0 | 1 | 0 | 1 | 1.1 | 0 | 0 | 0 | 0 | 0 | 0 | 0 | 2 | 0 | 0 | .000 |
| Langford | 1 | 0 | 1.23 | 1 | 1 | 0 | 0 | 0 | 0 | 7.1 | 10 | 1 | 1 | 0 | 0 | 0 | 0 | 3 | 0 | 0 | .333 |
| McCatty | 1 | 0 | 1.00 | 1 | 1 | 1 | 0 | 0 | 0 | 9.0 | 6 | 1 | 1 | 0 | 0 | 4 | 0 | 3 | 0 | 0 | .188 |
| Norris | 1 | 0 | 0.00 | 1 | 1 | 1 | 0 | 1 | 0 | 9.0 | 4 | 0 | 0 | 0 | 0 | 3 | 0 | 2 | 0 | 0 | .129 |
| Underwood | 0 | 0 | 0.00 | 1 | 0 | 0 | 0 | 0 | 0 | 0.1 | 0 | 0 | 0 | 0 | 0 | 0 | 0 | 1 | 0 | 0 | .000 |
| Totals | 3 | 0 | 0.67 | 3 | 3 | 2 | 1 | 1 | 1 | 27.0 | 20 | 2 | 2 | 0 | 0 | 7 | 0 | 11 | 0 | 0 | .204 |

Game 1 — October 6
Oakland 4, Kansas City 0

| Oakland | ab | r | h | bi |
|---------------|-----------|----------|----------|----------|
| Henderson lf | 4 | 0 | 0 | 0 |
| Murphy cf | 3 | 2 | 2 | 1 |
| Drumright dh | 4 | 0 | 1 | 0 |
| Armas rf | 4 | 1 | 1 | 0 |
| Gross 3b | 4 | 1 | 2 | 3 |
| Spencer 1b | 4 | 0 | 1 | 0 |
| Heath c | 4 | 0 | 0 | 0 |
| McKay 2b | 4 | 0 | 1 | 0 |
| Stanley ss | 4 | 0 | 0 | 0 |
| Totals | 35 | 4 | 8 | 4 |

| Kansas City | ab | r | h | bi |
|---------------|-----------|----------|----------|----------|
| Wilson lf | 4 | 0 | 1 | 0 |
| White 2b | 3 | 0 | 0 | 0 |
| Brett 3b | 4 | 0 | 0 | 0 |
| Aikens 1b | 4 | 0 | 1 | 0 |
| Otis cf | 4 | 0 | 0 | 0 |
| McRae dh | 4 | 0 | 0 | 0 |
| Hurdle rf | 3 | 0 | 1 | 0 |
| Wathan c | 2 | 0 | 0 | 0 |
| Washington ss | 3 | 0 | 1 | 0 |
| Totals | 31 | 0 | 4 | 0 |

| | | | | | | |
|-------------|-----|-----|-----|---|---|---|
| Oakland | 000 | 300 | 010 | 4 | 8 | 2 |
| Kansas City | 000 | 000 | 000 | 0 | 4 | 1 |

E – Norris, Brett, McKay. **DP** – Oakland 2, Kansas City 1. **LOB** – Oakland 5, Kansas City 7. **2B** – Spencer. **HR** – Gross, Murphy.

| Oakland | ip | h | r | er | bb | so |
|-------------|-----|---|---|----|----|----|
| Norris (W) | 9.0 | 4 | 0 | 0 | 3 | 2 |
| Kansas City | ip | h | r | er | bb | so |
| Leonard (L) | 8.0 | 7 | 4 | 1 | 1 | 3 |
| Martin | 1.0 | 1 | 0 | 0 | 0 | 0 |

T – 2:35. **A** – 40,592

Umpires – Maloney, Brinkman, Palermo, Denkinger, Evans, McKean.

Game 2 — October 7
Oakland 2, Kansas City 1

| Oakland | ab | r | h | bi |
|---------------|-----------|----------|-----------|----------|
| Henderson lf | 5 | 0 | 0 | 0 |
| Murphy cf | 4 | 2 | 2 | 0 |
| Johnson dh | 3 | 0 | 1 | 0 |
| Armas rf | 4 | 0 | 4 | 2 |
| Bosetti pr-rf | 0 | 0 | 0 | 0 |
| Kluttz 3b | 3 | 0 | 1 | 0 |
| Moore 1b | 4 | 0 | 0 | 0 |
| McKay 2b | 4 | 0 | 1 | 0 |
| Newman c | 3 | 0 | 0 | 0 |
| Picciolo ss | 3 | 0 | 1 | 0 |
| Gross ph | 1 | 0 | 0 | 0 |
| Stanley ss | 0 | 0 | 0 | 0 |
| Totals | 34 | 2 | 10 | 2 |

| Kansas City | ab | r | h | bi |
|---------------|-----------|----------|----------|----------|
| Wilson lf | 5 | 0 | 1 | 1 |
| White 2b | 4 | 0 | 0 | 0 |
| Brett 3b | 4 | 0 | 1 | 0 |
| Aikens 1b | 1 | 0 | 0 | 0 |
| Geronomo pr | 0 | 0 | 0 | 0 |
| May 1b | 0 | 0 | 0 | 0 |
| Otis cf | 4 | 0 | 0 | 0 |
| McRae dh | 3 | 0 | 0 | 0 |
| Hurdle rf | 4 | 0 | 1 | 0 |
| Wathan c | 4 | 1 | 2 | 0 |
| Washington ss | 3 | 0 | 1 | 0 |
| Totals | 32 | 1 | 6 | 1 |

| | | | | | | |
|-------------|-----|-----|-----|---|----|---|
| Oakland | 100 | 000 | 010 | 2 | 10 | 1 |
| Kansas City | 000 | 010 | 000 | 1 | 6 | 0 |

E – Armas. **LOB** – Oakland 8, Kansas City 9. **2B** – Johnson, Armas 2. **SB** – Henderson. **S** – Kluttz, Washington, Johnson, Newman.

| Oakland | ip | h | r | er | bb | so |
|-------------|-----|---|---|----|----|----|
| McCatty (W) | 9.0 | 6 | 1 | 1 | 4 | 3 |
| Boston | ip | h | r | er | bb | so |
| Jones (L) | 8.0 | 9 | 2 | 2 | 0 | 2 |
| Quisenberry | 1.0 | 1 | 0 | 0 | 0 | 0 |

T – 2:50. **A** – 40,274

Umpires – Brinkman, Palermo, Denkinger, Evans, McKean, Maloney.

Game 3 — October 9
Oakland 4, Kansas City 1

| Kansas City | ab | r | h | bi |
|---------------|-----------|----------|-----------|----------|
| Wilson lf | 4 | 0 | 2 | 0 |
| White 2b | 4 | 1 | 2 | 0 |
| Brett 3b | 4 | 0 | 1 | 0 |
| Aikens 1b | 4 | 0 | 2 | 0 |
| Otis cf | 4 | 0 | 0 | 1 |
| McRae dh | 4 | 0 | 1 | 0 |
| Hurdle rf | 4 | 0 | 1 | 0 |
| Wathan c | 4 | 0 | 1 | 0 |
| Washington ss | 3 | 0 | 0 | 0 |
| Totals | 35 | 1 | 10 | 1 |

| Oakland | ab | r | h | bi |
|---------------|-----------|----------|----------|----------|
| Henderson lf | 2 | 3 | 2 | 0 |
| Murphy cf | 4 | 0 | 2 | 1 |
| Johnson dh | 4 | 0 | 1 | 0 |
| Armas rf | 3 | 0 | 1 | 1 |
| Kluttz 3b | 4 | 0 | 0 | 0 |
| Moore 1b | 4 | 0 | 0 | 0 |
| Heath c | 4 | 0 | 0 | 0 |
| McKay 2b | 3 | 1 | 1 | 1 |
| Stanley ss | 2 | 0 | 0 | 0 |
| Totals | 30 | 4 | 7 | 3 |

| | | | | | | |
|-------------|-----|-----|-----|---|----|---|
| Kansas City | 000 | 100 | 000 | 1 | 10 | 3 |
| Oakland | 101 | 200 | 00x | 4 | 7 | 0 |

E – Washington, White, Wathan. **DP** – Oakland 1. **LOB** – Kansas City 7, Oakland 7. **2B** – McRae, Murphy. **HR** – McKay. **SB** – Henderson.

| Kansas City | ip | h | r | er | bb | so |
|--------------|-----|----|---|----|----|----|
| Gura (L) | 3.2 | 7 | 4 | 3 | 3 | 3 |
| Martin | 4.1 | 0 | 0 | 0 | 2 | 2 |
| Oakland | ip | h | r | er | bb | so |
| Langford (W) | 7.1 | 10 | 1 | 1 | 0 | 3 |
| Underwood | 0.1 | 0 | 0 | 0 | 0 | 1 |
| Beard (S) | 1.1 | 0 | 0 | 0 | 0 | 2 |

T – 2:59. **A** – 40,002

Umpires – Palermo, Denkinger, Evans, McKean, Maloney, Brinkman.

1981 ALCS

The A's are swept by the New York Yankees in three games in their first ALCS appearance in seven years. The A's are outscored 20-4 in the three-game set, compiling a .222 batting average while allowing a 6.84 ERA. Rickey Henderson provides most of the offense as he is 4 for 11 with two doubles, a triple, an RBI and two stolen bases.

The Yankees scored three times in the first inning off A's starter Mike Norris in Game 1 en route to a 3-1 victory. Dwayne Murphy drives in Rob Picciolo with the A's lone run in the first inning. The A's take a 3-1 lead in Game 2 before New York scores seven times in the bottom of the fourth inning to take an 8-3 lead. Steve McCatty takes the loss, allowing five runs on six hits in 3 1/3 innings and all five A's pitchers allow at least one run. The Yankees then clinch the series with a 4-0 victory in Game 3 as Dave Righetti, Ron Davis and Rich Gossage combine to blank the A's on five hits.

FINAL STATISTICS

| PLAYER | AVG | G | AB | R | H | TB | 2B | 3B | HR | RBI | SH | SF | HP | BB | IBB | SO | SB | CS | DP | E | SLG | OBP |
|---------------|-------------|----------|-----------|----------|-----------|-----------|----------|----------|----------|----------|----------|----------|----------|----------|----------|-----------|----------|----------|----------|----------|-------------|-------------|
| Armas | .167 | 3 | 12 | 0 | 2 | 2 | 0 | 0 | 0 | 0 | 0 | 0 | 0 | 0 | 0 | 5 | 0 | 0 | 1 | 0 | .167 | .167 |
| Bosetti | .250 | 2 | 4 | 1 | 1 | 2 | 1 | 0 | 0 | 0 | 0 | 0 | 0 | 0 | 0 | 1 | 0 | 0 | 0 | 0 | .500 | .250 |
| Davis | 1.000 | 1 | 1 | 0 | 1 | 1 | 0 | 0 | 0 | 0 | 0 | 0 | 0 | 0 | 0 | 0 | 0 | 0 | 0 | 0 | 1.000 | 1.000 |
| Drumright | .000 | 3 | 4 | 0 | 0 | 0 | 0 | 0 | 0 | 0 | 0 | 0 | 0 | 1 | 1 | 0 | 0 | 0 | 0 | 0 | .000 | .200 |
| Gross | .000 | 3 | 5 | 0 | 0 | 0 | 0 | 0 | 0 | 0 | 0 | 0 | 0 | 0 | 0 | 0 | 0 | 0 | 0 | 0 | .000 | .000 |
| Heath | .333 | 3 | 6 | 1 | 2 | 2 | 0 | 0 | 0 | 0 | 0 | 0 | 0 | 0 | 0 | 1 | 0 | 0 | 0 | 0 | .333 | .333 |
| Henderson | .364 | 3 | 11 | 0 | 4 | 8 | 2 | 1 | 0 | 1 | 0 | 0 | 0 | 1 | 0 | 2 | 2 | 0 | 1 | 1 | .727 | .417 |
| Johnson | .000 | 2 | 6 | 0 | 0 | 0 | 0 | 0 | 0 | 0 | 0 | 0 | 0 | 2 | 0 | 2 | 0 | 0 | 0 | 0 | .000 | .250 |
| Klutts | .429 | 3 | 7 | 1 | 3 | 3 | 0 | 0 | 0 | 0 | 0 | 0 | 0 | 0 | 0 | 1 | 0 | 0 | 0 | 1 | .429 | .429 |
| McKay | .273 | 3 | 11 | 0 | 3 | 3 | 0 | 0 | 0 | 1 | 0 | 0 | 0 | 0 | 0 | 2 | 0 | 0 | 1 | 1 | .273 | .273 |
| Moore | .250 | 3 | 8 | 0 | 2 | 2 | 0 | 0 | 0 | 0 | 0 | 0 | 0 | 0 | 0 | 1 | 0 | 0 | 1 | 0 | .250 | .250 |
| Murphy | .250 | 3 | 8 | 0 | 2 | 3 | 1 | 0 | 0 | 1 | 0 | 0 | 0 | 2 | 0 | 3 | 0 | 0 | 1 | 0 | .375 | .400 |
| Newman | .000 | 2 | 5 | 0 | 0 | 0 | 0 | 0 | 0 | 0 | 0 | 0 | 0 | 0 | 0 | 2 | 0 | 0 | 1 | 0 | .000 | .000 |
| Picciolo | .200 | 2 | 5 | 1 | 1 | 1 | 0 | 0 | 0 | 0 | 0 | 0 | 0 | 0 | 0 | 2 | 0 | 0 | 0 | 1 | .200 | .200 |
| Spencer | .000 | 2 | 3 | 0 | 0 | 0 | 0 | 0 | 0 | 0 | 0 | 0 | 0 | 0 | 0 | 0 | 0 | 0 | 0 | 0 | .000 | .000 |
| Stanley | .333 | 2 | 3 | 0 | 1 | 1 | 0 | 0 | 0 | 1 | 0 | 0 | 0 | 0 | 0 | 1 | 0 | 0 | 0 | 0 | .333 | .333 |
| Totals | .222 | 3 | 99 | 4 | 22 | 28 | 4 | 1 | 0 | 4 | 0 | 0 | 0 | 6 | 1 | 23 | 2 | 0 | 6 | 4 | .283 | .267 |

| PITCHER | W | L | ERA | G | GS | CG | GF | SHO | SV | IP | H | R | ER | HR | HB | BB | IBB | SO | WP | BK | AVG |
|--------------------|----------|----------|-------------|----------|----------|----------|----------|----------|----------|-------------|-----------|-----------|-----------|----------|----------|-----------|----------|-----------|----------|----------|-------------|
| Beard | 0 | 0 | 40.50 | 1 | 0 | 0 | 0 | 0 | 0 | 0.2 | 5 | 3 | 3 | 1 | 0 | 0 | 0 | 0 | 0 | 0 | .714 |
| Jones | 0 | 0 | 4.50 | 1 | 0 | 0 | 0 | 0 | 0 | 2.0 | 2 | 1 | 1 | 0 | 1 | 1 | 0 | 0 | 0 | 0 | .250 |
| Keough | 0 | 1 | 1.08 | 1 | 1 | 0 | 0 | 0 | 0 | 8.1 | 7 | 2 | 1 | 1 | 0 | 6 | 0 | 4 | 1 | 0 | .219 |
| Kingman | 0 | 0 | 81.00 | 1 | 0 | 0 | 0 | 0 | 0 | 0.1 | 3 | 3 | 3 | 0 | 0 | 0 | 0 | 0 | 0 | 0 | .750 |
| McCatty | 0 | 1 | 13.50 | 1 | 1 | 0 | 0 | 0 | 0 | 3.1 | 6 | 5 | 5 | 0 | 1 | 2 | 0 | 2 | 0 | 0 | .375 |
| Norris | 0 | 1 | 3.68 | 1 | 1 | 0 | 0 | 0 | 0 | 7.1 | 6 | 3 | 3 | 0 | 0 | 2 | 0 | 4 | 0 | 0 | .222 |
| Owchinko | 0 | 0 | 5.40 | 1 | 0 | 0 | 1 | 0 | 0 | 1.2 | 3 | 1 | 1 | 1 | 0 | 0 | 0 | 0 | 0 | 0 | .429 |
| Underwood | 0 | 0 | 13.50 | 2 | 0 | 0 | 2 | 0 | 0 | 1.1 | 4 | 2 | 2 | 0 | 0 | 2 | 0 | 0 | 0 | 0 | .667 |
| Team Totals | 0 | 3 | 6.84 | 3 | 3 | 0 | 3 | 0 | 0 | 25.0 | 36 | 20 | 19 | 3 | 2 | 13 | 0 | 10 | 1 | 0 | .336 |

HISTORY

Game 1 — October 13
New York 3, Oakland 1

Game 2 — October 14
New York 13, Oakland 3

Game 3 — October 15
New York 4, Oakland 0

| Oakland | ab | r | h | bi |
|---------------|-----------|----------|----------|----------|
| Henderson lf | 4 | 0 | 2 | 0 |
| Murphy cf | 2 | 0 | 0 | 1 |
| Johnson dh | 3 | 0 | 0 | 0 |
| Armas rf | 4 | 0 | 1 | 0 |
| Kluttz 3b | 3 | 0 | 2 | 0 |
| Gross ph-3b | 1 | 0 | 0 | 0 |
| Moore 1b | 4 | 0 | 0 | 0 |
| Newman c | 2 | 0 | 0 | 0 |
| Drumright ph | 1 | 0 | 0 | 0 |
| Heath c | 1 | 0 | 0 | 0 |
| McKay 2b | 4 | 0 | 0 | 0 |
| Picciolo ss | 3 | 1 | 1 | 0 |
| Totals | 32 | 1 | 6 | 1 |

| New York | ab | r | h | bi |
|----------------|-----------|----------|----------|----------|
| Mumphrey cf | 4 | 0 | 1 | 0 |
| Milbourne ss | 4 | 1 | 3 | 0 |
| Winfield lf | 3 | 0 | 0 | 0 |
| Jackson rf | 3 | 1 | 0 | 0 |
| Gamble dh | 2 | 1 | 0 | 0 |
| Piniella ph-dh | 1 | 0 | 1 | 0 |
| Nettles 3b | 3 | 0 | 1 | 3 |
| Watson 1b | 3 | 0 | 1 | 0 |
| Brown pr | 0 | 0 | 0 | 0 |
| Revering 1b | 1 | 0 | 0 | 0 |
| Cerone c | 2 | 0 | 0 | 0 |
| Randolph 2b | 3 | 0 | 0 | 0 |
| Totals | 29 | 3 | 7 | 3 |

| | | | | | | |
|----------|-----|-----|-----|---|---|---|
| Oakland | 000 | 010 | 000 | 1 | 6 | 1 |
| New York | 300 | 000 | 00x | 3 | 7 | 1 |

E – Nettles, Henderson. **DP** – New York 2. **LOB** – Oakland 7, New York 7. **2B** – Nettles, Henderson 2. **SB** – Jackson. **S** – Cerone.

| Oakland | ip | h | r | er | bb | so |
|--------------|-----|---|---|----|----|----|
| Norris (L) | 7.1 | 6 | 3 | 3 | 2 | 4 |
| Underwood | 0.2 | 1 | 0 | 0 | 2 | 0 |
| New York | ip | h | r | er | bb | so |
| John (W) | 6.0 | 6 | 1 | 1 | 1 | 3 |
| Davis | 1.1 | 0 | 0 | 0 | 2 | 3 |
| Gossage (Sv) | 1.2 | 0 | 0 | 0 | 0 | 0 |

T – 2:52. **A** – 55,740

Umpires – Bremigan, Goetz, Neudecker, Springstead, Merrill and Voltaggio.

| Oakland | ab | r | h | bi |
|-----------------|-----------|----------|-----------|----------|
| Henderson lf | 5 | 0 | 1 | 1 |
| Murphy cf | 5 | 0 | 2 | 0 |
| Moore 1b | 2 | 0 | 0 | 0 |
| Spencer ph-1b | 2 | 0 | 0 | 0 |
| Armas rf | 4 | 0 | 0 | 0 |
| Kluttz 3b | 2 | 1 | 1 | 0 |
| Gross ph-3b | 2 | 0 | 0 | 0 |
| Heath c | 4 | 1 | 2 | 0 |
| McKay 2b | 4 | 0 | 2 | 1 |
| Bosetti dh | 1 | 1 | 1 | 0 |
| Drumright ph-dh | 2 | 0 | 0 | 0 |
| Stanley ss | 3 | 0 | 1 | 1 |
| Davis ph | 1 | 0 | 1 | 0 |
| Totals | 37 | 3 | 11 | 3 |

| New York | ab | r | h | bi |
|-----------------|-----------|-----------|-----------|-----------|
| Mumphrey cf | 5 | 2 | 4 | 0 |
| Milbourne ss | 5 | 2 | 2 | 1 |
| Robertson ph-ss | 1 | 0 | 0 | 0 |
| Winfield lf | 5 | 2 | 2 | 2 |
| Jackson rf | 1 | 0 | 0 | 1 |
| Piniella rf | 3 | 1 | 1 | 3 |
| Brown rf | 1 | 1 | 1 | 0 |
| Gamble dh | 3 | 1 | 1 | 1 |
| Nettles 3b | 4 | 2 | 4 | 3 |
| Rodriguez 3b | 0 | 0 | 0 | 0 |
| Watson 1b | 4 | 0 | 1 | 1 |
| Revering 1b | 1 | 0 | 1 | 0 |
| Cerone c | 4 | 1 | 0 | 0 |
| Foote c | 0 | 0 | 0 | 0 |
| Randolph 2b | 5 | 1 | 2 | 1 |
| Totals | 42 | 13 | 19 | 13 |

| | | | | | | |
|----------|-----|-----|-----|----|----|---|
| Oakland | 001 | 200 | 000 | 3 | 11 | 1 |
| New York | 100 | 701 | 40x | 13 | 19 | 0 |

E – Kluttz. **DP** – New York 2. **LOB** – Oakland 8, New York 11. **2B** – Mumphrey, Bosetti, Winfield, Murphy. **3B** – Henderson. **HR** – Piniella, Nettles. **SB** – Winfield. **SF** – Gamble.

| Oakland | ip | h | r | er | bb | so |
|-------------|-----|---|---|----|----|----|
| McCatty (L) | 3.1 | 6 | 5 | 5 | 2 | 2 |
| Beard | 0.2 | 5 | 3 | 3 | 0 | 0 |
| Jones | 2.0 | 2 | 1 | 1 | 1 | 0 |
| Kingman | 0.1 | 3 | 3 | 3 | 0 | 0 |
| Owchinko | 1.2 | 3 | 1 | 1 | 0 | 0 |
| New York | ip | h | r | er | bb | so |
| May | 3.1 | 6 | 3 | 3 | 0 | 5 |
| Frazier (W) | 5.2 | 5 | 0 | 0 | 1 | 5 |

WP – Frazier. **PB** – Cerone. **HBP** – by McCatty (Cerone), by Jones (Nettles).

T – 3:08. **A** – 48,497

Umpires – Goetz, Neudecker, Springstead, Merrill, Voltaggio and Bremigan.

| New York | ab | r | h | bi |
|----------------|-----------|----------|-----------|----------|
| Mumphrey cf | 3 | 0 | 1 | 0 |
| Milbourne ss | 4 | 1 | 1 | 0 |
| Winfield lf | 5 | 0 | 0 | 0 |
| Murcer dh | 3 | 0 | 1 | 0 |
| Piniella ph-dh | 1 | 1 | 1 | 0 |
| Gamble rf | 1 | 0 | 0 | 0 |
| Foote ph | 1 | 0 | 1 | 0 |
| Brown pr-rf | 0 | 1 | 0 | 0 |
| Nettles 3b | 5 | 0 | 1 | 3 |
| Watson 1b | 5 | 0 | 1 | 0 |
| Cerone c | 4 | 0 | 1 | 0 |
| Randolph 2b | 4 | 1 | 2 | 1 |
| Totals | 36 | 4 | 10 | 4 |

| Oakland | ab | r | h | bi |
|---------------|-----------|----------|----------|----------|
| Henderson lf | 2 | 0 | 1 | 0 |
| Heath lf | 1 | 0 | 0 | 0 |
| Murphy cf | 1 | 0 | 0 | 0 |
| Bosetti ph-cf | 3 | 0 | 0 | 0 |
| Johnson dh | 3 | 0 | 0 | 0 |
| Armas rf | 4 | 0 | 1 | 0 |
| Kluttz 3b | 2 | 0 | 0 | 0 |
| Gross ph-3b | 2 | 0 | 0 | 0 |
| Moore 1b | 2 | 0 | 2 | 0 |
| Spencer ph-1b | 1 | 0 | 0 | 0 |
| McKay 2b | 3 | 0 | 1 | 0 |
| Newman c | 3 | 0 | 0 | 0 |
| Picciolo ss | 2 | 0 | 0 | 0 |
| Drumright ph | 1 | 0 | 0 | 0 |
| Stanley ss | 0 | 0 | 0 | 0 |
| Totals | 30 | 0 | 5 | 0 |

| | | | | | | |
|----------|-----|-----|-----|---|----|---|
| New York | 000 | 001 | 003 | 4 | 10 | 0 |
| Oakland | 000 | 000 | 000 | 0 | 5 | 2 |

E – Picciolo, McKay. **DP** – New York 2, Oakland 1. **LOB** – New York 12, Oakland 5. **2B** – Nettles. **HR** – Randolph. **SB** – Henderson 2. **S** – Milbourne.

| New York | ip | h | r | er | bb | so |
|--------------|-----|---|---|----|----|----|
| Righetti (W) | 6.0 | 4 | 0 | 0 | 2 | 4 |
| Davis | 2.0 | 0 | 0 | 0 | 0 | 1 |
| Gossage | 1.0 | 1 | 0 | 0 | 0 | 2 |
| Oakland | ip | h | r | er | bb | so |
| Keough (L) | 8.1 | 7 | 2 | 1 | 6 | 4 |
| Underwood | 0.2 | 3 | 2 | 2 | 0 | 0 |

WP – Keough.

T – 3:19. **A** – 47,302

Umpires – Neudecker, Springstead, Merrill, Voltaggio, Bremigan and Goetz.

1988 ALCS

The A's sweep the Boston Red Sox in four games to win their first American League pennant in 14 years. The A's hit .299 in the series and the pitching staff posts a 2.00 ERA while holding the Red Sox to a .206 batting average. Dennis Eckersley was named ALCS MVP after saving all four games and the bullpen recorded three of the wins. Dave Henderson hit .375 and Jose Canseco hit three of the A's seven home runs.

Jose Canseco homers in the fourth inning of Game 1 but Dave Henderson provides the game winning single in the eighth inning in the A's 2-1 victory. Game 2 is a scoreless tie until the Red Sox score twice in the sixth off Storm Davis but Jose Canseco hit a two-run home run and Mark McGwire added a RBI single in the seventh to give the A's a 3-2 lead. After the Red Sox tie the game, Walt Weiss has the game winning RBI single in the ninth. The A's outscore the Red Sox 10-6 in Game 3 as Carney Lansford, McGwire and Ron Hassey have three hits each while Hassey drives in three runs. The A's clinch the series with a 4-1 win in Game 4 as Dave Stewart allows a run in seven innings for the win. Jose Canseco homered in the first and Dave Henderson had a RBI single in the third before the A's score two insurance runs in the eighth.

FINAL STATISTICS

| PLAYER | AVG | G | AB | R | H | TB | 2B | 3B | HR | RBI | SH | SF | HP | BB | IBB | SO | SB | CS | DP | E | SLG | OBP |
|---------------|-------------|----------|------------|-----------|-----------|-----------|----------|----------|----------|-----------|----------|----------|----------|-----------|----------|-----------|----------|----------|----------|----------|-------------|-------------|
| Baylor | .000 | 2 | 6 | 0 | 0 | 0 | 0 | 0 | 0 | 1 | 0 | 1 | 0 | 1 | 0 | 2 | 0 | 0 | 0 | 0 | .000 | .125 |
| Canseco | .313 | 4 | 16 | 4 | 5 | 15 | 1 | 0 | 3 | 4 | 0 | 0 | 0 | 1 | 0 | 2 | 1 | 1 | 1 | 0 | .938 | .353 |
| Gallego | .083 | 4 | 12 | 1 | 1 | 1 | 0 | 0 | 0 | 0 | 0 | 0 | 0 | 0 | 0 | 3 | 0 | 0 | 0 | 0 | .083 | .083 |
| Hassey | .500 | 4 | 8 | 2 | 4 | 8 | 1 | 0 | 1 | 3 | 0 | 0 | 0 | 1 | 1 | 1 | 0 | 0 | 0 | 0 | 1.000 | .556 |
| Henderson | .375 | 4 | 16 | 2 | 6 | 10 | 1 | 0 | 1 | 4 | 0 | 0 | 0 | 1 | 0 | 7 | 0 | 0 | 0 | 2 | .625 | .412 |
| Javier | .500 | 2 | 4 | 0 | 2 | 2 | 0 | 0 | 0 | 1 | 0 | 0 | 0 | 1 | 1 | 0 | 0 | 0 | 0 | 0 | .500 | .600 |
| Lansford | .294 | 4 | 17 | 4 | 5 | 9 | 1 | 0 | 1 | 2 | 0 | 0 | 0 | 0 | 0 | 2 | 0 | 1 | 0 | 0 | .529 | .294 |
| McGwire | .333 | 4 | 15 | 4 | 5 | 8 | 0 | 0 | 1 | 3 | 0 | 0 | 0 | 1 | 1 | 5 | 0 | 0 | 0 | 0 | .533 | .375 |
| Parker | .250 | 3 | 12 | 1 | 3 | 4 | 1 | 0 | 0 | 0 | 0 | 0 | 0 | 0 | 0 | 4 | 0 | 0 | 0 | 1 | .333 | .250 |
| Phillips | .286 | 2 | 7 | 0 | 2 | 3 | 1 | 0 | 0 | 0 | 0 | 0 | 0 | 1 | 0 | 3 | 0 | 0 | 0 | 0 | .429 | .375 |
| Polonia | .400 | 3 | 5 | 0 | 2 | 2 | 0 | 0 | 0 | 0 | 0 | 0 | 0 | 1 | 0 | 2 | 0 | 1 | 0 | 0 | .400 | .500 |
| Steinbach | .250 | 2 | 4 | 0 | 1 | 1 | 0 | 0 | 0 | 0 | 0 | 0 | 0 | 2 | 0 | 0 | 0 | 0 | 0 | 0 | .250 | .500 |
| Weiss | .333 | 4 | 15 | 2 | 5 | 7 | 2 | 0 | 0 | 2 | 0 | 0 | 0 | 0 | 0 | 4 | 0 | 0 | 0 | 0 | .467 | .333 |
| Totals | .299 | 4 | 137 | 20 | 41 | 70 | 8 | 0 | 7 | 20 | 0 | 1 | 0 | 10 | 3 | 35 | 1 | 3 | 1 | 3 | .511 | .345 |

| PITCHER | W | L | ERA | G | GS | CG | GF | SHO | SV | IP | H | R | ER | HR | HB | BB | IBB | SO | WP | BK | AVG |
|---------------|----------|----------|-------------|----------|----------|----------|----------|----------|----------|-------------|-----------|-----------|----------|----------|----------|-----------|----------|-----------|----------|----------|-------------|
| Cadaret | 0 | 0 | 27.00 | 1 | 0 | 0 | 0 | 0 | 0 | 0.1 | 1 | 1 | 1 | 1 | 0 | 0 | 0 | 0 | 0 | 0 | .500 |
| Davis | 0 | 0 | 0.00 | 1 | 1 | 0 | 0 | 0 | 0 | 6.1 | 2 | 2 | 0 | 0 | 0 | 5 | 0 | 4 | 1 | 0 | .100 |
| Eckersley | 0 | 0 | 0.00 | 4 | 0 | 0 | 4 | 0 | 4 | 6.0 | 1 | 0 | 0 | 0 | 0 | 2 | 0 | 5 | 0 | 0 | .053 |
| Honeycutt | 1 | 0 | 0.00 | 3 | 0 | 0 | 0 | 0 | 0 | 2.0 | 0 | 0 | 0 | 0 | 0 | 2 | 0 | 0 | 0 | 0 | .000 |
| Nelson | 2 | 0 | 0.00 | 2 | 0 | 0 | 0 | 0 | 0 | 4.2 | 5 | 0 | 0 | 0 | 0 | 1 | 0 | 0 | 0 | 0 | .294 |
| Plunk | 0 | 0 | 0.00 | 1 | 0 | 0 | 0 | 0 | 0 | 0.1 | 1 | 0 | 0 | 0 | 0 | 0 | 0 | 1 | 0 | 0 | .500 |
| Stewart | 1 | 0 | 1.35 | 2 | 2 | 0 | 0 | 0 | 0 | 13.1 | 9 | 2 | 2 | 0 | 1 | 6 | 0 | 11 | 0 | 0 | .188 |
| Welch | 0 | 0 | 27.00 | 1 | 1 | 0 | 0 | 0 | 0 | 1.2 | 6 | 5 | 5 | 1 | 0 | 2 | 0 | 0 | 0 | 0 | 1.667 |
| Young | 0 | 0 | 0.00 | 1 | 0 | 0 | 0 | 0 | 0 | 1.1 | 1 | 1 | 0 | 0 | 0 | 0 | 0 | 2 | 0 | 0 | .200 |
| Totals | 4 | 0 | 2.00 | 4 | 4 | 0 | 4 | 0 | 4 | 36.0 | 26 | 11 | 8 | 2 | 1 | 18 | 0 | 23 | 1 | 1 | .206 |

Game 1 — October 5
Oakland 2, Boston 1

| Oakland | ab | r | h | bi |
|---------------|-----------|----------|----------|----------|
| Lansford 3b | 4 | 1 | 1 | 0 |
| Henderson cf | 4 | 0 | 2 | 0 |
| Canseco rf | 4 | 1 | 1 | 1 |
| McGwire 1b | 4 | 0 | 0 | 0 |
| Steinbach c | 2 | 0 | 1 | 0 |
| Hassey c | 1 | 0 | 0 | 0 |
| Baylor dh | 3 | 0 | 0 | 0 |
| Polonia pr | 0 | 0 | 0 | 0 |
| Phillips lf | 3 | 0 | 0 | 0 |
| Gallego 2b | 4 | 0 | 0 | 0 |
| Weiss ss | 3 | 0 | 1 | 0 |
| Totals | 32 | 2 | 6 | 2 |

| Boston | ab | r | h | bi |
|---------------|-----------|----------|----------|----------|
| Boggs 3b | 4 | 0 | 1 | 1 |
| Barrett 2b | 4 | 0 | 0 | 0 |
| Evans rf | 4 | 0 | 1 | 0 |
| Greenwell lf | 3 | 0 | 0 | 0 |
| Benzinger 1b | 4 | 0 | 0 | 0 |
| Burks cf | 4 | 0 | 0 | 0 |
| Rice dh | 2 | 0 | 1 | 0 |
| Romine pr | 0 | 1 | 0 | 0 |
| Parrish ph | 1 | 0 | 0 | 0 |
| Reed ss | 2 | 0 | 1 | 0 |
| Gedman c | 3 | 0 | 2 | 0 |
| Romero pr | 0 | 0 | 0 | 0 |
| Totals | 31 | 1 | 6 | 1 |

| | | | | | | |
|---------|-----|-----|-----|---|---|---|
| Oakland | 000 | 100 | 010 | 2 | 6 | 0 |
| Boston | 000 | 000 | 100 | 1 | 6 | 0 |

DP – Oakland 1, Boston 1. **LOB** – Oakland 6, Boston 9. **2B** – Weiss, Evans, Lansford, Reed. **HR** – Canseco. **SF** – Boggs.

| Oakland | ip | h | r | er | bb | so |
|----------------|-----|---|---|----|----|----|
| Stewart | 6.1 | 5 | 1 | 1 | 3 | 6 |
| Honeycutt (W) | 0.2 | 0 | 0 | 0 | 0 | 0 |
| Eckersley (Sv) | 2.0 | 1 | 0 | 0 | 1 | 3 |

| Boston | ip | h | r | er | bb | so |
|-----------|-----|---|---|----|----|----|
| Hurst (L) | 9.0 | 6 | 2 | 2 | 3 | 7 |

PB – Steinbach. **HBP** – by Stewart (Reed).
T – 2:44. **A** – 34,104

Game 2 — October 6
Oakland 4, Boston 3

| Oakland | ab | r | h | bi |
|----------------|-----------|----------|-----------|----------|
| Polonia lf | 5 | 0 | 2 | 0 |
| Gallego 2b | 0 | 0 | 0 | 0 |
| Henderson cf | 3 | 1 | 1 | 0 |
| Canseco rf | 4 | 1 | 1 | 2 |
| Parker dh | 4 | 0 | 1 | 0 |
| Lansford 3b | 4 | 1 | 0 | 0 |
| Hassey c | 4 | 1 | 1 | 0 |
| McGwire 1b | 4 | 0 | 1 | 1 |
| Phillips 2b-1f | 4 | 0 | 2 | 0 |
| Weiss ss | 4 | 0 | 1 | 1 |
| Totals | 36 | 4 | 10 | 4 |

| Boston | ab | r | h | bi |
|---------------|-----------|----------|----------|----------|
| Boggs 3b | 3 | 0 | 0 | 0 |
| Barrett 2b | 4 | 0 | 0 | 0 |
| Evans rf | 3 | 1 | 0 | 0 |
| Greenwell lf | 2 | 1 | 0 | 0 |
| Rice dh | 4 | 0 | 1 | 0 |
| Romine pr | 0 | 0 | 0 | 0 |
| Burks cf | 4 | 0 | 1 | 1 |
| Benzinger 1b | 3 | 0 | 1 | 0 |
| Reed ss | 2 | 0 | 0 | 0 |
| Parrish ph | 1 | 0 | 0 | 0 |
| Gedman c | 4 | 1 | 1 | 1 |
| Totals | 30 | 3 | 4 | 2 |

| | | | | | | |
|---------|-----|-----|-----|---|----|---|
| Oakland | 000 | 000 | 301 | 4 | 10 | 1 |
| Boston | 000 | 002 | 100 | 3 | 4 | 1 |

E – Clemens, Henderson. **DP** – Oakland 1. **LOB** – Oakland 6, Boston 6. **2B** – Phillips. **HR** – Canseco, Gedman. **S** – Reed.

| Oakland | ip | h | r | er | bb | so |
|----------------|-----|---|---|----|----|----|
| Davis | 6.1 | 2 | 2 | 0 | 5 | 4 |
| Cadaret | 0.1 | 1 | 1 | 1 | 0 | 0 |
| Nelson (W) | 1.1 | 1 | 0 | 0 | 0 | 0 |
| Eckersley (Sv) | 1.0 | 0 | 0 | 0 | 0 | 0 |

| Boston | ip | h | r | er | bb | so |
|-----------|-----|---|---|----|----|----|
| Clemens | 7.0 | 6 | 3 | 3 | 0 | 8 |
| Stanley | 0.1 | 1 | 0 | 0 | 1 | 0 |
| Smith (L) | 1.2 | 3 | 1 | 1 | 0 | 1 |

WP – Davis, Clemens. **Balk** – Clemens. **PB** – Gedman.
T – 3:14. **A** – 34,605

Game 3 — October 8
Oakland 10, Boston 6

| Boston | ab | r | h | bi |
|---------------|-----------|----------|-----------|----------|
| Burks cf | 5 | 2 | 2 | 0 |
| Barrett 2b | 4 | 1 | 1 | 0 |
| Boggs 3b | 4 | 2 | 3 | 2 |
| Greenwell lf | 5 | 1 | 2 | 3 |
| Rice dh | 5 | 0 | 0 | 0 |
| Evans rf | 2 | 0 | 1 | 1 |
| Gedman c | 3 | 0 | 2 | 0 |
| Reed ss | 3 | 0 | 1 | 0 |
| Benzinger 1b | 3 | 0 | 0 | 0 |
| Parrish ph-1b | 1 | 0 | 0 | 0 |
| Totals | 35 | 6 | 12 | 6 |

| Oakland | ab | r | h | bi |
|---------------|-----------|-----------|-----------|-----------|
| Lansford 3b | 5 | 2 | 3 | 2 |
| Henderson cf | 5 | 1 | 2 | 2 |
| Canseco rf | 4 | 0 | 0 | 0 |
| Parker dh | 5 | 1 | 1 | 0 |
| McGwire 1b | 4 | 3 | 3 | 1 |
| Hassey c | 3 | 1 | 3 | 3 |
| Javier lf | 3 | 0 | 1 | 1 |
| Gallego 2b | 4 | 1 | 1 | 0 |
| Weiss ss | 4 | 1 | 1 | 1 |
| Totals | 37 | 10 | 15 | 10 |

| | | | | | | |
|---------|-----|-----|-----|----|----|---|
| Boston | 320 | 000 | 100 | 6 | 12 | 0 |
| Oakland | 042 | 010 | 12x | 10 | 15 | 1 |

E – Henderson. **DP** – Boston 1, Oakland 2. **LOB** – Boston 8, Oakland 6. **2B** – Greenwell, Burks, Weiss, Hassey, Parker. **HR** – Greenwell, McGwire, Lansford, Hassey, Henderson. **S** – Barrett. **SF** – Boggs.

| Boston | ip | h | r | er | bb | so |
|---------------|-----|---|---|----|----|----|
| Boddicker (L) | 2.2 | 8 | 6 | 6 | 1 | 2 |
| Gardner | 4.2 | 6 | 3 | 3 | 2 | 8 |
| Stanley | 0.2 | 1 | 1 | 1 | 0 | 0 |

| Oakland | ip | h | r | er | bb | so |
|----------------|-----|---|---|----|----|----|
| Welch | 1.2 | 6 | 5 | 5 | 2 | 0 |
| Nelson (W) | 3.1 | 4 | 0 | 0 | 1 | 0 |
| Young | 1.1 | 1 | 1 | 0 | 0 | 2 |
| Plunk | 0.1 | 1 | 0 | 0 | 0 | 1 |
| Honeycutt | 0.1 | 0 | 0 | 0 | 1 | 0 |
| Eckersley (Sv) | 2.0 | 0 | 0 | 0 | 0 | 2 |

Honeycutt pitched to one batter in the 8th.
Balk – Welch.
T – 3:14. **A** – 49,261

Game 4 — October 9
Oakland 4, Boston 1

| Boston | ab | r | h | bi |
|---------------|-----------|----------|----------|-----------|
| Boggs 3b | 2 | 0 | 1 | 0 |
| Greenwell lf | 4 | 0 | 1 | 0 |
| Rice dh | 2 | 0 | 0 | 1 |
| Owen ph | 0 | 0 | 0 | 0 |
| Evans rf | 3 | 0 | 0 | 0 |
| Benzinger ph | 1 | 0 | 0 | 0 |
| Gedman c | 4 | 0 | 0 | 0 |
| Reed ss | 4 | 0 | 1 | 0 |
| Parrish ph | 3 | 0 | 0 | 0 |
| Totals | 30 | 1 | 4 | 1 |

| Oakland | ab | r | h | bi |
|----------------|-----------|----------|-----------|-----------|
| Lansford 3b | 4 | 0 | 1 | 0 |
| Henderson cf | 4 | 0 | 1 | 1 |
| Canseco rf | 4 | 2 | 3 | 1 |
| McGwire 1b | 3 | 1 | 1 | 1 |
| Parker lf | 3 | 0 | 1 | 0 |
| Javier pr-lf | 1 | 0 | 1 | 0 |
| Steinbach c | 2 | 0 | 0 | 0 |
| Polonia ph | 0 | 0 | 0 | 0 |
| Hassey c | 0 | 0 | 0 | 0 |
| Baylor dh | 3 | 0 | 0 | 1 |
| Gallego 2b | 4 | 0 | 0 | 0 |
| Weiss ss | 4 | 1 | 2 | 0 |
| Totals | 32 | 4 | 10 | 4 |

| | | | | | | |
|---------|-----|-----|-----|---|----|---|
| Boston | 000 | 001 | 000 | 1 | 4 | 0 |
| Oakland | 101 | 000 | 02x | 4 | 10 | 1 |

E – Parker. **DP** – Oakland 1. **LOB** – Boston 7, Oakland 8. **2B** – Henderson, Canseco. **HR** – Canseco. **SB** – Canseco. **SF** – Baylor.

| Boston | ip | h | r | er | bb | so |
|----------------|-----------|----------|----------|-----------|-----------|-----------|
| Hurst (L) | 4.0 | 4 | 2 | 2 | 2 | 5 |
| Smithson | 2.1 | 3 | 0 | 0 | 0 | 1 |
| Smith | 1.2 | 3 | 2 | 2 | 1 | 3 |
| Oakland | ip | h | r | er | bb | so |
| Stewart (W) | 7.0 | 4 | 1 | 1 | 3 | 5 |
| Honeycutt | 1.0 | 0 | 0 | 0 | 1 | 0 |
| Eckersley (Sv) | 1.0 | 0 | 0 | 0 | 1 | 0 |

Stewart pitched to one batter in the 8th.

T – 2:55. **A** – 49,406

1988 WORLD SERIES

The A's return to the World Series for the first time in 14 years when they also met the Dodgers. After winning the series in five games in 1974, the A's lose to the Dodgers in five games in 1988. The A's hit just .177 in the series and are outscored 21-11 in the five games. Jose Canseco collects just one hit in the series but leads the A's with five RBI. Storm Davis loses twice and posts an 11.25 ERA.

Canseco hits a grand slam in the second inning of Game 1 to give the A's a 4-2 lead before Kirk Gibson hits a pinch-hit two-out two-run home run in the bottom of the ninth to lift the Dodgers to a 5-4 win. Orel Hershiser shuts out the A's on three hits in a 6-0 Los Angeles win in Game 2. Davis allows six runs in 3 1/3 innings and Dave Parker has all three of the A's hits. The series moves to Oakland for Game 3 and the A's get their only win of the series when Mark McGwire breaks a 1-1 tie with a one-out home run in the bottom of the ninth. The Dodgers score two runs in the first inning of Game 4 and lead the rest of the way in a 4-3 win. Dave Henderson collects four hits. Hershiser clinched World Series MVP honors by tossing a four-hitter in Game 5 to defeat the A's 5-2.

FINAL STATISTICS

| PLAYER | AVG | G | AB | R | H | TB | 2B | 3B | HR | RBI | SH | SF | HP | BB | IBB | SO | SB | CS | DP | E | SLG | OBP |
|---------------|-------------|----------|------------|-----------|-----------|-----------|----------|----------|----------|-----------|----------|----------|----------|-----------|----------|-----------|----------|----------|----------|----------|-------------|-------------|
| Baylor | .000 | 1 | 1 | 0 | 0 | 0 | 0 | 0 | 0 | 0 | 0 | 0 | 0 | 0 | 0 | 1 | 0 | 0 | 0 | 0 | .000 | .000 |
| Canseco | .053 | 5 | 19 | 1 | 1 | 4 | 0 | 0 | 1 | 5 | 0 | 0 | 1 | 2 | 0 | 5 | 1 | 0 | 0 | 0 | .211 | .182 |
| Davis | .000 | 2 | 1 | 0 | 0 | 0 | 0 | 0 | 0 | 0 | 0 | 0 | 0 | 0 | 0 | 1 | 0 | 0 | 0 | 0 | .000 | .000 |
| Gallego | — | 1 | 0 | 0 | 0 | 0 | 0 | 0 | 0 | 0 | 0 | 0 | 0 | 0 | 0 | 0 | 0 | 0 | 0 | 0 | — | — |
| Hassey | .250 | 5 | 8 | 0 | 2 | 2 | 0 | 0 | 0 | 1 | 0 | 0 | 0 | 3 | 0 | 3 | 0 | 0 | 0 | 0 | .250 | .455 |
| Henderson | .300 | 5 | 20 | 1 | 6 | 8 | 2 | 0 | 0 | 1 | 0 | 0 | 0 | 2 | 0 | 7 | 0 | 0 | 0 | 0 | .400 | .364 |
| Hubbard | .250 | 4 | 12 | 2 | 3 | 3 | 0 | 0 | 0 | 0 | 0 | 0 | 0 | 1 | 0 | 2 | 1 | 0 | 0 | 1 | .250 | .308 |
| Javier | .500 | 3 | 4 | 0 | 2 | 2 | 0 | 0 | 0 | 2 | 0 | 1 | 0 | 0 | 0 | 1 | 0 | 0 | 0 | 0 | .500 | .400 |
| Lansford | .167 | 5 | 18 | 2 | 3 | 3 | 0 | 0 | 0 | 1 | 0 | 0 | 0 | 2 | 0 | 2 | 0 | 0 | 0 | 0 | .167 | .250 |
| McGwire | .059 | 5 | 17 | 1 | 1 | 4 | 0 | 0 | 1 | 1 | 0 | 0 | 0 | 3 | 1 | 4 | 0 | 0 | 2 | 0 | .235 | .200 |
| Parker | .200 | 4 | 15 | 0 | 3 | 3 | 0 | 0 | 0 | 0 | 0 | 0 | 0 | 2 | 0 | 4 | 0 | 0 | 0 | 0 | .200 | .294 |
| Phillips | .250 | 2 | 4 | 1 | 1 | 1 | 0 | 0 | 0 | 0 | 0 | 0 | 0 | 1 | 0 | 2 | 0 | 0 | 0 | 0 | .250 | .400 |
| Polonia | .111 | 3 | 9 | 1 | 1 | 1 | 0 | 0 | 0 | 0 | 0 | 0 | 0 | 0 | 0 | 2 | 0 | 0 | 0 | 0 | .111 | .111 |
| Steinbach | .364 | 3 | 11 | 0 | 4 | 5 | 1 | 0 | 0 | 0 | 0 | 0 | 0 | 0 | 0 | 2 | 0 | 0 | 0 | 0 | .455 | .364 |
| Stewart | .000 | 2 | 3 | 1 | 0 | 0 | 0 | 0 | 0 | 0 | 0 | 0 | 0 | 1 | 0 | 3 | 0 | 0 | 0 | 0 | .000 | .250 |
| Weiss | .063 | 5 | 16 | 1 | 1 | 1 | 0 | 0 | 0 | 1 | 0 | 0 | 0 | 0 | 0 | 2 | 1 | 0 | 0 | 1 | .063 | .063 |
| Totals | .177 | 5 | 158 | 11 | 28 | 37 | 3 | 0 | 2 | 11 | 1 | 1 | 1 | 17 | 1 | 41 | 3 | 0 | 2 | 2 | .234 | .260 |

| PITCHER | W | L | ERA | G | GS | CG | GF | SHO | SV | IP | H | R | ER | HR | HB | BB | IBB | SO | WP | BK | AVG | |
|---------------|----------|----------|-------------|----------|----------|----------|----------|----------|----------|-------------|-----------|-----------|-----------|----------|----------|-----------|----------|-----------|----------|----------|-------------|------|
| Burns | 0 | 0 | 0.00 | 1 | 0 | 0 | 1 | 0 | 0 | 0.1 | 0 | 0 | 0 | 0 | 0 | 0 | 0 | 0 | 0 | 0 | 0 | .000 |
| Cadaret | 0 | 0 | 0.00 | 3 | 0 | 0 | 0 | 0 | 0 | 2.0 | 2 | 0 | 0 | 0 | 0 | 0 | 0 | 3 | 0 | 0 | 0 | .250 |
| Davis | 0 | 2 | 11.25 | 2 | 2 | 0 | 0 | 0 | 0 | 8.0 | 14 | 10 | 10 | 3 | 0 | 1 | 0 | 7 | 0 | 0 | 0 | .389 |
| Eckersley | 0 | 1 | 10.80 | 2 | 0 | 0 | 2 | 0 | 0 | 1.2 | 2 | 2 | 2 | 1 | 0 | 1 | 0 | 2 | 0 | 0 | 0 | .333 |
| Honeycutt | 1 | 0 | 0.00 | 3 | 0 | 0 | 2 | 0 | 0 | 3.1 | 0 | 0 | 0 | 0 | 0 | 0 | 0 | 5 | 0 | 0 | 0 | .000 |
| Nelson | 0 | 0 | 1.42 | 3 | 0 | 0 | 0 | 0 | 0 | 6.1 | 4 | 1 | 1 | 0 | 0 | 3 | 0 | 3 | 0 | 0 | 0 | .174 |
| Plunk | 0 | 0 | 0.00 | 2 | 0 | 0 | 0 | 0 | 0 | 1.2 | 0 | 0 | 0 | 0 | 0 | 0 | 0 | 3 | 0 | 0 | 0 | .000 |
| Stewart | 0 | 1 | 3.14 | 2 | 2 | 0 | 0 | 0 | 0 | 14.1 | 12 | 7 | 5 | 1 | 1 | 5 | 0 | 5 | 1 | 1 | 1 | .222 |
| Welch | 0 | 0 | 1.80 | 1 | 1 | 0 | 0 | 0 | 0 | 5.0 | 6 | 1 | 1 | 0 | 0 | 3 | 0 | 8 | 0 | 0 | 0 | .300 |
| Young | 0 | 0 | 0.00 | 1 | 0 | 0 | 0 | 0 | 0 | 1.0 | 1 | 0 | 0 | 0 | 0 | 0 | 0 | 0 | 0 | 0 | 0 | .250 |
| Totals | 1 | 4 | 3.92 | 5 | 5 | 0 | 5 | 0 | 0 | 43.2 | 41 | 21 | 19 | 5 | 1 | 13 | 0 | 36 | 1 | 1 | .246 | |

Game 1 — October 15
Los Angeles 5, Oakland 4

Game 2 — October 16
Los Angeles 5, Oakland 0

Game 3 — October 18
Oakland 2, Los Angeles 1

| Oakland | ab | r | h | bi |
|---------------|-----------|----------|----------|----------|
| Lansford 3b | 4 | 1 | 0 | 0 |
| Henderson cf | 5 | 0 | 2 | 0 |
| Canseco rf | 4 | 1 | 1 | 4 |
| Parker lf | 2 | 0 | 0 | 0 |
| Javier pr-lf | 1 | 0 | 1 | 0 |
| McGwire 1b | 3 | 0 | 0 | 0 |
| Steinbach c | 4 | 0 | 1 | 0 |
| Hassey c | 0 | 0 | 0 | 0 |
| Hubbard 2b | 4 | 1 | 2 | 0 |
| Weiss ss | 4 | 0 | 0 | 0 |
| Stewart p | 3 | 1 | 0 | 0 |
| Eckersley p | 0 | 0 | 0 | 0 |
| Totals | 34 | 4 | 7 | 4 |

| Los Angeles | ab | r | h | bi |
|---------------|-----------|----------|----------|----------|
| Sax 2b | 3 | 1 | 1 | 0 |
| Stubbs 1b | 4 | 0 | 0 | 0 |
| Hatcher lf | 3 | 1 | 1 | 2 |
| Marshall rf | 4 | 1 | 1 | 0 |
| Shelby cf | 4 | 0 | 1 | 0 |
| Scioscia c | 4 | 0 | 1 | 1 |
| Hamilton 3b | 4 | 0 | 0 | 0 |
| Griffin ss | 2 | 0 | 1 | 0 |
| M. Davis ph | 0 | 1 | 0 | 0 |
| Belcher p | 0 | 0 | 0 | 0 |
| Heep ph | 1 | 0 | 0 | 0 |
| Leary p | 0 | 0 | 0 | 0 |
| Woodson ph | 1 | 0 | 0 | 0 |
| Holton p | 0 | 0 | 0 | 0 |
| Gonzalez ph | 1 | 0 | 0 | 0 |
| Pena p | 0 | 0 | 0 | 0 |
| Gibson ph | 1 | 1 | 1 | 2 |
| Totals | 32 | 5 | 7 | 5 |

Two outs when winning run scored.

Oakland 040 000 000 4 7 0
Los Angeles 200 001 002 5 7 0

DP – Oakland 1. **LOB** – Oakland 10, Los Angeles 5. **2B** – Henderson. **HR** – Hatcher, Canseco, Gibson. **SB** – Canseco, Sax, M. Davis.

| Oakland | ip | h | r | er | bb | so |
|--------------------|-----------|----------|----------|-----------|-----------|-----------|
| Stewart | 8.0 | 6 | 3 | 3 | 2 | 5 |
| Eckersley (L) | 0.2 | 1 | 2 | 2 | 1 | 1 |
| Los Angeles | ip | h | r | er | bb | so |
| Belcher | 2.0 | 3 | 4 | 4 | 4 | 3 |
| Leary | 3.0 | 3 | 0 | 0 | 1 | 3 |
| Holton | 2.0 | 0 | 0 | 0 | 1 | 0 |
| Pena (W) | 2.0 | 1 | 0 | 0 | 0 | 3 |

WP – Stewart. **HBP** – by Belcher (Canseco), by Stewart (Sax). **Balk** – Stewart.

T – 3:04. **A** – 55,983

Umpires – Harvey, Merrill, Froemming, Cousins, Crawford, McCoy.

| Oakland | ab | r | h | bi |
|---------------|-----------|----------|----------|----------|
| Lansford 3b | 3 | 0 | 0 | 0 |
| Henderson cf | 4 | 0 | 0 | 0 |
| Canseco rf | 4 | 0 | 0 | 0 |
| Parker lf | 4 | 0 | 3 | 0 |
| McGwire 1b | 3 | 0 | 0 | 0 |
| Hassey c | 3 | 0 | 0 | 0 |
| Hubbard 2b | 2 | 0 | 0 | 0 |
| Weiss ss | 3 | 0 | 0 | 0 |
| S. Davis p | 1 | 0 | 0 | 0 |
| Nelson p | 0 | 0 | 0 | 0 |
| Polonia ph | 1 | 0 | 0 | 0 |
| Young p | 0 | 0 | 0 | 0 |
| Plunk p | 0 | 0 | 0 | 0 |
| Baylor ph | 1 | 0 | 0 | 0 |
| Honeycutt p | 0 | 0 | 0 | 0 |
| Totals | 29 | 0 | 3 | 0 |

| Los Angeles | ab | r | h | bi |
|---------------|-----------|----------|-----------|----------|
| Sax 2b | 4 | 1 | 1 | 0 |
| Stubbs 1b | 2 | 1 | 1 | 1 |
| Woodson ph-1b | 1 | 0 | 0 | 0 |
| Hatcher lf | 4 | 1 | 2 | 1 |
| Marshall rf | 4 | 1 | 2 | 3 |
| Gonzalez rf | 0 | 0 | 0 | 0 |
| Shelby cf | 4 | 0 | 0 | 0 |
| Scioscia c | 4 | 0 | 0 | 0 |
| Hamilton 3b | 4 | 0 | 0 | 0 |
| Griffin ss | 4 | 1 | 1 | 0 |
| Hershiser p | 3 | 1 | 3 | 1 |
| Totals | 34 | 6 | 10 | 6 |

Oakland 000 000 000 0 3 0
Los Angeles 005 100 00x 6 10 1

E – Hamilton. **DP** – Los Angeles 2. **LOB** – Oakland 4, Los Angeles 5. **2B** – Hershiser 2. **3B** – Marshall. **HR** – Marshall. **SB** – Weiss.

| Oakland | ip | h | r | er | bb | so |
|--------------------|-----------|----------|----------|-----------|-----------|-----------|
| S. Davis (L) | 3.1 | 8 | 6 | 6 | 0 | 2 |
| Nelson | 1.2 | 1 | 0 | 0 | 1 | 1 |
| Young | 1.0 | 1 | 0 | 0 | 0 | 0 |
| Plunk | 1.0 | 0 | 0 | 0 | 0 | 3 |
| Honeycutt | 1.0 | 0 | 0 | 0 | 0 | 2 |
| Los Angeles | ip | h | r | er | bb | so |
| Hershiser (W) | 9.0 | 3 | 0 | 0 | 2 | 8 |

T – 2:30. **A** – 56,051

Umpires – Merrill, Froemming, Cousins, Crawford, McCoy and Harvey.

| Los Angeles | ab | r | h | bi |
|---------------|-----------|----------|----------|----------|
| Sax 2b | 5 | 0 | 1 | 0 |
| Stubbs 1b | 4 | 0 | 1 | 1 |
| Woodson ph-1b | 1 | 0 | 0 | 0 |
| Hatcher lf-rf | 4 | 0 | 1 | 0 |
| Marshall rf | 1 | 0 | 0 | 0 |
| Heep ph-lf | 3 | 0 | 1 | 0 |
| Shelby cf | 3 | 0 | 2 | 0 |
| M. Davis dh | 2 | 0 | 0 | 0 |
| Anderson ph | 1 | 0 | 0 | 0 |
| Scioscia c | 4 | 0 | 1 | 0 |
| Hamilton 3b | 3 | 1 | 1 | 0 |
| Griffin ss | 3 | 0 | 0 | 0 |
| Totals | 34 | 1 | 8 | 1 |

| Oakland | ab | r | h | bi |
|--------------------|-----------|----------|----------|----------|
| Phillips lf | 1 | 0 | 0 | 0 |
| Polonia ph-lf | 3 | 0 | 0 | 0 |
| Henderson cf | 4 | 0 | 0 | 0 |
| Canseco rf | 4 | 0 | 0 | 0 |
| McGwire 1b | 4 | 1 | 1 | 1 |
| Steinbach dh | 3 | 0 | 2 | 0 |
| Lansford 3b | 3 | 0 | 0 | 0 |
| Hubbard 2b | 3 | 1 | 1 | 0 |
| Hassey c | 1 | 0 | 1 | 1 |
| Weiss ss | 3 | 0 | 0 | 0 |
| Totals | 29 | 2 | 5 | 2 |

One out when winning run scored.

Los Angeles 000 010 000 1 8 1
Oakland 001 000 001 2 5 0

E – Scioscia. **DP** – Los Angeles 1. **LOB** – Los Angeles 10, Oakland 4. **2B** – Steinbach, Stubbs, Heep, Hatcher. **HR** – McGwire. **SB** – Hubbard, Shelby. **S** – Griffin.

| Los Angeles | ip | h | r | er | bb | so |
|----------------|-----------|----------|----------|-----------|-----------|-----------|
| Tudor | 1.1 | 0 | 0 | 0 | 0 | 1 |
| Leary | 3.2 | 3 | 1 | 1 | 1 | 1 |
| Pena | 3.0 | 1 | 0 | 0 | 1 | 4 |
| J. Howell (L) | 0.1 | 1 | 1 | 1 | 0 | 0 |
| Oakland | ip | h | r | er | bb | so |
| Welch | 5.0 | 6 | 1 | 1 | 3 | 8 |
| Cadaret | 0.1 | 0 | 0 | 0 | 0 | 0 |
| Nelson | 1.2 | 2 | 0 | 0 | 0 | 1 |
| Honeycutt (W) | 2.0 | 0 | 0 | 0 | 0 | 3 |

Welch pitched to three batters in the 6th. Nelson pitched to one batter in the 8th.

Balk – Leary.

T – 3:21. **A** – 49,316

Umpires – Froemming, Cousins, Crawford, McCoy, Harvey and Merrill.

Game 4 — October 19
Los Angeles 4, Oakland 3

Game 5 — October 20
Los Angeles 5, Oakland 2

| Los Angeles | ab | r | h | bi |
|--------------------|-----------|----------|----------|-----------|
| Sax 2b | 4 | 1 | 1 | 0 |
| Stubbs 1b | 3 | 1 | 1 | 0 |
| Woodson ph-1b | 1 | 0 | 0 | 1 |
| Hatcher lf | 4 | 1 | 1 | 0 |
| Marshall rf | 0 | 0 | 0 | 0 |
| M. Davis rf | 3 | 0 | 0 | 0 |
| Gonzalez ph | 1 | 0 | 0 | 0 |
| Shelby cf | 4 | 0 | 1 | 1 |
| Scioscia c | 2 | 0 | 1 | 0 |
| Dempsey c | 1 | 0 | 0 | 0 |
| Heep dh | 4 | 0 | 1 | 0 |
| Hamilton 3b | 4 | 0 | 1 | 0 |
| Griffin ss | 3 | 1 | 1 | 0 |
| Totals | 34 | 4 | 8 | 2 |

| Oakland | ab | r | h | bi |
|----------------|-----------|----------|----------|-----------|
| Polonia lf | 5 | 1 | 1 | 0 |
| Henderson cf | 5 | 1 | 4 | 1 |
| Javier pr | 0 | 0 | 0 | 0 |
| Canseco rf | 3 | 0 | 0 | 1 |
| Parker dh | 5 | 0 | 0 | 0 |
| McGwire 1b | 3 | 0 | 0 | 0 |
| Lansford 3b | 4 | 0 | 1 | 1 |
| Steinbach c | 4 | 0 | 1 | 0 |
| Hubbard 2b | 3 | 0 | 0 | 0 |
| Hassey ph-c | 1 | 0 | 1 | 0 |
| Gallego pr-2b | 0 | 0 | 0 | 0 |
| Weiss ss | 4 | 1 | 1 | 0 |
| Totals | 37 | 3 | 9 | 3 |

| | | | | | | |
|-------------|-----|-----|-----|---|---|---|
| Los Angeles | 201 | 000 | 100 | 4 | 8 | 2 |
| Oakland | 100 | 001 | 100 | 3 | 9 | 2 |

E – Hubbard, Weiss, Griffin. **LOB** – Los Angeles 6, Oakland 10. **2B** – Stubbs, Henderson, Shelby. **SB** – M. Davis. **CS** – Heep, Scioscia, Griffin.

| Los Angeles | ip | h | r | er | bb | so |
|--------------------|-----------|----------|----------|-----------|-----------|-----------|
| Belcher (W) | 6.2 | 7 | 3 | 2 | 2 | 7 |
| J. Howell (Sv) | 2.1 | 2 | 0 | 0 | 1 | 2 |
| Oakland | ip | h | r | er | bb | so |
| Stewart (L) | 6.1 | 6 | 4 | 2 | 3 | 0 |
| Cadaret | 1.2 | 1 | 0 | 0 | 0 | 3 |
| Eckersley | 1.0 | 1 | 0 | 0 | 0 | 1 |

PB – Steinbach, Scioscia. **Balk** – Leary. **T** – 3:05. **A** – 49,317
Umpires – Cousins, Crawford, McCoy, Harvey, Merrill and Froemming.

| Los Angeles | ab | r | h | bi |
|--------------------|-----------|----------|----------|-----------|
| Sax 2b | 4 | 0 | 2 | 0 |
| Stubbs 1b | 4 | 1 | 2 | 0 |
| Hatcher lf | 4 | 2 | 2 | 2 |
| Gonzalez lf | 0 | 0 | 0 | 0 |
| Marshall rf | 4 | 0 | 0 | 0 |
| Shelby cf | 3 | 0 | 0 | 0 |
| M. Davis dh | 2 | 2 | 1 | 2 |
| Dempsey c | 4 | 0 | 1 | 1 |
| Hamilton 3b | 4 | 0 | 0 | 0 |
| Griffin ss | 4 | 0 | 0 | 0 |
| Totals | 33 | 5 | 8 | 5 |

| Oakland | ab | r | h | bi |
|----------------|-----------|----------|----------|-----------|
| Javier lf | 3 | 0 | 1 | 2 |
| Henderson cf | 2 | 0 | 0 | 0 |
| Canseco rf | 4 | 0 | 0 | 0 |
| Parker dh | 4 | 0 | 0 | 0 |
| McGwire 1b | 4 | 0 | 0 | 0 |
| Hassey c | 3 | 0 | 0 | 0 |
| Lansford 3b | 4 | 1 | 2 | 0 |
| Phillips 2b | 3 | 1 | 1 | 0 |
| Weiss ss | 2 | 0 | 0 | 0 |
| Totals | 29 | 2 | 4 | 2 |

| | | | | | | |
|-------------|-----|-----|-----|---|---|---|
| Los Angeles | 200 | 201 | 000 | 5 | 8 | 0 |
| Oakland | 001 | 000 | 010 | 2 | 4 | 0 |

DP – Oakland 1. **LOB** – Los Angeles 4, Oakland 6. **2B** – Dempsey. **HR** – Hatcher, M. Davis. **CS** – Sax. **S** – Weiss. **SF** – Javier.

| Los Angeles | ip | h | r | er | bb | so |
|--------------------|-----------|----------|----------|-----------|-----------|-----------|
| Hershiser (W) | 9.0 | 4 | 2 | 2 | 4 | 9 |
| Oakland | ip | h | r | er | bb | so |
| S. Davis (L) | 4.2 | 6 | 4 | 4 | 1 | 5 |
| Cadaret | 0.0 | 1 | 0 | 0 | 0 | 0 |
| Nelson | 3.0 | 1 | 1 | 1 | 2 | 1 |
| Honeycutt | 0.1 | 0 | 0 | 0 | 0 | 0 |
| Plunk | 0.2 | 0 | 0 | 0 | 0 | 0 |
| Burns | 0.1 | 0 | 0 | 0 | 0 | 0 |

Cadaret pitched to one batter in the 5th.
WP – Hershiser.
T – 2:51. **A** – 49,317

Umpires – Crawford, McCoy, Harvey, Merrill, Froemming and Cousins.

1989 ALCS

The A's win their second consecutive American League Pennant by defeating Toronto, 4 games to 1. Rickey Henderson runs away with ALCS MVP honors, batting .400 with eight runs scored, two home runs, five RBI and eight stolen bases in the five game series. Dave Parker also homers twice, Dave Stewart wins both of his starts and Dennis Eckersley saves three of the A's four wins.

The A's win Game 1 by a 7-3 score, but were trailing 3-2 entering the sixth. Mark McGwire ties the game with a solo home run and Henderson breaks up a double play that leads to two more runs. Stewart and Eckersley do not allow a hit after a fourth inning home run by Ernie Whitt. Henderson goes 2 for 2 with two walks, two runs and four steals to lead the A's to a 6-3 win in Game 2 as Mike Moore allows just one unearned run in seven innings for the win. The series moves to Toronto for Game 3 and the Blue Jays record a 7-3 win, scoring six runs off Storm Davis after the A's build a 3-0 lead. Jose Canseco hits a home run into the fifth deck at Skydome to highlight the A's 6-5 win in Game 4. Henderson hit two home runs and also drives in four runs. The A's then clinch the series with a 4-3 win in Game 5, building a 4-0 lead before holding on as the Blue Jays score two in the eighth and three in the ninth. Stewart picks up the win and the A's offense collects just four hits.

FINAL STATISTICS

| PLAYER | AVG | G | AB | R | H | TB | 2B | 3B | HR | RBI | SH | SF | HP | BB | IBB | SO | SB | CS | DP | E | SLG | OBP |
|---------------|-------------|----------|------------|-----------|-----------|-----------|----------|----------|----------|-----------|----------|----------|----------|-----------|----------|-----------|-----------|----------|----------|----------|-------------|-------------|
| Blankenship | — | 1 | 0 | 0 | 0 | 0 | 0 | 0 | 0 | 0 | 0 | 0 | 0 | 0 | 0 | 0 | 0 | 0 | 0 | 0 | — | — |
| Canseco | .294 | 5 | 17 | 1 | 5 | 8 | 0 | 0 | 1 | 3 | 0 | 0 | 0 | 3 | 0 | 7 | 0 | 2 | 0 | 1 | .471 | .400 |
| Gallego | .273 | 4 | 11 | 3 | 3 | 4 | 1 | 0 | 0 | 1 | 2 | 0 | 0 | 0 | 0 | 2 | 0 | 0 | 0 | 0 | .364 | .273 |
| Hassey | .167 | 2 | 6 | 0 | 1 | 1 | 0 | 0 | 0 | 1 | 0 | 1 | 0 | 1 | 0 | 2 | 0 | 0 | 1 | 0 | .167 | .250 |
| Henderson, D | .263 | 5 | 19 | 4 | 5 | 11 | 3 | 0 | 1 | 1 | 0 | 0 | 0 | 2 | 0 | 5 | 0 | 0 | 0 | 0 | .579 | .333 |
| Henderson, R | .400 | 5 | 15 | 8 | 6 | 15 | 1 | 1 | 2 | 5 | 0 | 0 | 1 | 7 | 0 | 0 | 8 | 1 | 0 | 11 | 1.000 | .609 |
| Javier | .000 | 1 | 2 | 0 | 0 | 0 | 0 | 0 | 0 | 0 | 0 | 0 | 0 | 0 | 0 | 1 | 0 | 0 | 0 | 0 | .000 | .000 |
| Lansford | .455 | 3 | 11 | 2 | 5 | 5 | 0 | 0 | 0 | 4 | 0 | 0 | 0 | 2 | 0 | 1 | 2 | 0 | 0 | 0 | .455 | .538 |
| McGwire | .389 | 5 | 18 | 3 | 7 | 11 | 1 | 0 | 1 | 3 | 0 | 1 | 0 | 1 | 0 | 4 | 0 | 0 | 1 | 1 | .611 | .400 |
| Parker | .188 | 4 | 16 | 2 | 3 | 9 | 0 | 0 | 2 | 3 | 0 | 0 | 0 | 0 | 0 | 0 | 0 | 0 | 0 | 0 | .563 | .188 |
| Phelps | 1.000 | 1 | 1 | 0 | 1 | 2 | 1 | 0 | 0 | 0 | 0 | 0 | 0 | 0 | 0 | 0 | 0 | 0 | 0 | 0 | 2.000 | 1.000 |
| Phillips | .167 | 5 | 18 | 1 | 3 | 4 | 1 | 0 | 0 | 1 | 0 | 0 | 0 | 2 | 0 | 4 | 2 | 0 | 0 | 0 | .222 | .250 |
| Steinbach | .200 | 4 | 15 | 0 | 3 | 3 | 0 | 0 | 0 | 1 | 0 | 0 | 0 | 1 | 0 | 5 | 0 | 0 | 0 | 0 | .200 | .250 |
| Weiss | .111 | 4 | 9 | 2 | 1 | 2 | 1 | 0 | 0 | 0 | 1 | 0 | 0 | 1 | 0 | 1 | 1 | 0 | 0 | 0 | .222 | .200 |
| Totals | .272 | 5 | 158 | 26 | 43 | 75 | 9 | 1 | 7 | 23 | 3 | 2 | 1 | 20 | 0 | 32 | 13 | 3 | 2 | 3 | .475 | .354 |

| PITCHER | W | L | ERA | G | GS | CG | GF | SHO | SV | IP | H | R | ER | HR | HB | BB | IBB | SO | WP | BK | AVG |
|---------------|----------|----------|-------------|----------|----------|----------|----------|----------|----------|-------------|-----------|-----------|-----------|----------|----------|-----------|----------|-----------|----------|----------|-------------|
| Davis | 0 | 1 | 7.11 | 1 | 1 | 0 | 0 | 0 | 0 | 6.1 | 5 | 6 | 5 | 0 | 0 | 2 | 1 | 3 | 0 | 0 | .227 |
| Eckersley | 0 | 0 | 1.59 | 4 | 0 | 0 | 4 | 0 | 3 | 5.2 | 4 | 1 | 1 | 0 | 0 | 0 | 0 | 2 | 0 | 0 | .211 |
| Honeycutt | 0 | 0 | 32.40 | 3 | 0 | 0 | 0 | 0 | 0 | 1.2 | 6 | 6 | 6 | 0 | 0 | 5 | 0 | 1 | 1 | 0 | .545 |
| Moore | 1 | 0 | 0.00 | 1 | 1 | 0 | 0 | 0 | 0 | 7.0 | 3 | 1 | 0 | 0 | 0 | 2 | 0 | 3 | 0 | 0 | .125 |
| Nelson | 0 | 0 | 0.00 | 1 | 0 | 0 | 0 | 0 | 0 | 1.1 | 1 | 0 | 0 | 0 | 0 | 0 | 0 | 2 | 0 | 0 | .250 |
| Stewart | 2 | 0 | 2.81 | 2 | 2 | 0 | 0 | 0 | 0 | 16.0 | 13 | 5 | 5 | 3 | 0 | 3 | 0 | 9 | 0 | 0 | .224 |
| Welch | 1 | 0 | 3.18 | 1 | 1 | 0 | 0 | 0 | 0 | 5.2 | 8 | 2 | 2 | 0 | 0 | 1 | 0 | 4 | 0 | 0 | .308 |
| Young | 0 | 0 | 0.00 | 1 | 0 | 0 | 1 | 0 | 0 | 0.1 | 0 | 0 | 0 | 0 | 0 | 2 | 0 | 0 | 0 | 0 | .000 |
| Totals | 4 | 1 | 3.89 | 5 | 5 | 0 | 5 | 0 | 3 | 44.0 | 40 | 21 | 19 | 3 | 0 | 15 | 1 | 24 | 1 | 0 | .242 |

Game 1 — October 3
Oakland 7, Toronto 3

Game 2 — October 4
Oakland 6, Toronto 3

Game 3 — October 6
Toronto 7, Oakland 3

| Toronto | ab | r | h | bi |
|---------------|-----------|----------|----------|----------|
| Moseby cf | 4 | 0 | 0 | 0 |
| Wilson rf | 3 | 0 | 1 | 0 |
| McGriff 1b | 4 | 0 | 0 | 0 |
| Bell lf | 4 | 1 | 1 | 0 |
| Fernandez ss | 4 | 1 | 1 | 0 |
| Whitt c | 3 | 1 | 1 | 2 |
| Gruber 3b | 3 | 0 | 0 | 0 |
| Mazzilli dh | 3 | 0 | 0 | 0 |
| Liriano 2b | 2 | 0 | 1 | 1 |
| Totals | 30 | 3 | 5 | 3 |

| Oakland | ab | r | h | bi |
|-----------------|-----------|----------|-----------|----------|
| R. Henderson lf | 2 | 1 | 0 | 0 |
| Lansford 3b | 5 | 1 | 2 | 2 |
| Canseco rf | 4 | 0 | 0 | 0 |
| Parker dh | 4 | 0 | 1 | 1 |
| D. Henderson cf | 4 | 1 | 2 | 1 |
| McGwire 1b | 4 | 1 | 1 | 1 |
| Steinbach c | 4 | 0 | 1 | 0 |
| Phillips 2b | 3 | 1 | 2 | 0 |
| Gallego ss | 4 | 2 | 2 | 0 |
| Totals | 34 | 7 | 11 | 5 |

| | | | | | | |
|---------|-----|-----|-----|---|----|---|
| Toronto | 020 | 100 | 000 | 3 | 5 | 1 |
| Oakland | 010 | 013 | 02x | 7 | 11 | 0 |

E – Liriano. **DP** – Oakland 1. **LOB** – Toronto 4, Oakland 8. **2B** – Phillips, Gallego. **HR** – D. Henderson, Whitt, McGwire. **SB** – R. Henderson 2, Fernandez, Liriano, Wilson, Lansford, Phillips. **SF** – Whitt.

| Toronto | ip | h | r | er | bb | so |
|-------------|-----|---|---|----|----|----|
| Stieb (L) | 5.1 | 8 | 4 | 4 | 2 | 6 |
| Acker | 1.2 | 1 | 1 | 0 | 0 | 1 |
| Ward | 1.0 | 2 | 2 | 2 | 2 | 2 |
| Oakland | ip | h | r | er | bb | so |
| Stewart (W) | 8.0 | 5 | 3 | 3 | 3 | 6 |
| Eckersley | 1.0 | 0 | 0 | 0 | 0 | 0 |

WP – Ward. **PB** – Whitt. **HBP** – by Acker (R. Henderson).
T – 2:52. **A** – 49,435
Umpires – Phillips, Morrison, Ford, Cousins, Palermo and Reed.

| Toronto | ab | r | h | bi |
|---------------|-----------|----------|----------|----------|
| Moseby cf | 3 | 2 | 1 | 0 |
| Wilson rf | 3 | 0 | 1 | 0 |
| McGriff 1b | 4 | 0 | 1 | 2 |
| Bell lf | 4 | 0 | 1 | 0 |
| Fernandez ss | 3 | 0 | 0 | 0 |
| Whitt c | 4 | 0 | 0 | 0 |
| Gruber 3b | 4 | 0 | 0 | 0 |
| Mazzilli dh | 4 | 0 | 0 | 0 |
| Liriano 2b | 2 | 1 | 1 | 0 |
| Totals | 31 | 3 | 5 | 2 |

| Oakland | ab | r | h | bi |
|-----------------|-----------|----------|----------|----------|
| R. Henderson lf | 2 | 2 | 2 | 0 |
| Lansford 3b | 3 | 1 | 1 | 1 |
| Parker dh | 4 | 1 | 1 | 1 |
| McGwire 1b | 4 | 1 | 3 | 1 |
| D. Henderson cf | 4 | 1 | 1 | 0 |
| Hassey c | 2 | 0 | 0 | 1 |
| Phillips 2b | 4 | 0 | 1 | 1 |
| Javier rf | 2 | 0 | 0 | 0 |
| Canseco ph-rf | 1 | 0 | 0 | 0 |
| Weiss ss | 3 | 0 | 0 | 0 |
| Totals | 29 | 6 | 9 | 5 |

| | | | | | | |
|---------|-----|-----|-----|---|---|---|
| Toronto | 001 | 000 | 020 | 3 | 5 | 1 |
| Oakland | 000 | 203 | 10x | 6 | 9 | 1 |

E – McGwire, McGriff. **DP** – Toronto 2, Oakland 1. **LOB** – Toronto 5, Oakland 5. **2B** – McGwire, D. Henderson. **HR** – Parker. **SB** – Fernandez, R. Henderson 4, Liriano, Phillips, Lansford. **SF** – Hassey.

| Toronto | ip | h | r | er | bb | so |
|------------------|-----|---|---|----|----|----|
| Stottliemyre (L) | 5.0 | 7 | 4 | 4 | 2 | 3 |
| Acker | 0.1 | 2 | 1 | 1 | 0 | 0 |
| Wells | 1.0 | 0 | 1 | 0 | 2 | 1 |
| Henke | 0.2 | 0 | 0 | 0 | 0 | 1 |
| Cerutti | 1.0 | 0 | 0 | 0 | 1 | 0 |
| Oakland | ip | h | r | er | bb | so |
| Moore (W) | 7.0 | 3 | 1 | 0 | 2 | 3 |
| Honeycutt | 0.0 | 1 | 2 | 2 | 2 | 0 |
| Eckersley (Sv) | 2.0 | 1 | 0 | 0 | 0 | 0 |

Stottliemyre pitched to two batters in the 6th. Honeycutt pitched to three batters in the 8th.
PB – Hassey.
T – 3:20. **A** – 49,444
Umpires – Morrison, Ford, Cousins, Palermo, Reed and Phillips.

| Oakland | ab | r | h | bi |
|-----------------|-----------|----------|----------|----------|
| R. Henderson lf | 4 | 2 | 1 | 0 |
| Lansford 3b | 3 | 0 | 2 | 1 |
| Blankenship 2b | 0 | 0 | 0 | 0 |
| Canseco rf | 4 | 0 | 2 | 0 |
| McGwire 1b | 2 | 0 | 0 | 1 |
| D. Henderson cf | 4 | 0 | 1 | 0 |
| Steinbach c | 4 | 0 | 0 | 0 |
| Parker dh | 4 | 1 | 1 | 1 |
| Phillips 2b-3b | 4 | 0 | 0 | 0 |
| Gallego ss | 2 | 0 | 0 | 0 |
| Phelps ph | 1 | 0 | 1 | 0 |
| Weiss pr-ss | 1 | 0 | 0 | 0 |
| Totals | 33 | 3 | 8 | 3 |

| Toronto | ab | r | h | bi |
|---------------|-----------|----------|----------|----------|
| Moseby cf | 2 | 1 | 0 | 1 |
| Wilson rf | 4 | 1 | 2 | 1 |
| McGriff 1b | 4 | 1 | 1 | 0 |
| Bell dh | 3 | 0 | 0 | 1 |
| Fernandez ss | 4 | 2 | 2 | 1 |
| Whitt c | 3 | 0 | 1 | 1 |
| Gruber 3b | 2 | 1 | 0 | 0 |
| Lee 2b | 4 | 1 | 1 | 0 |
| Felix rf | 3 | 0 | 1 | 1 |
| Totals | 29 | 7 | 8 | 6 |

| | | | | | | |
|---------|-----|-----|-----|---|---|---|
| Oakland | 101 | 100 | 000 | 3 | 8 | 1 |
| Toronto | 000 | 400 | 30x | 7 | 8 | 0 |

E – Canseco. **DP** – Oakland 1, Toronto 1. **LOB** – Oakland 7, Toronto 4. **2B** – R. Henderson, Fernandez 2, D. Henderson, Phelps. **HR** – Parker. **SB** – R. Henderson. **SF** – McGwire, Bell.

| Oakland | ip | h | r | er | bb | so |
|-----------|-----|---|---|----|----|----|
| Davis (L) | 6.1 | 5 | 6 | 5 | 2 | 3 |
| Honeycutt | 0.0 | 2 | 1 | 1 | 1 | 0 |
| Nelson | 1.1 | 1 | 0 | 0 | 0 | 2 |
| M. Young | 0.1 | 0 | 0 | 0 | 2 | 0 |
| Toronto | ip | h | r | er | bb | so |
| Key (W) | 6.0 | 7 | 3 | 3 | 2 | 2 |
| Acker | 2.0 | 1 | 0 | 0 | 1 | 1 |
| Henke | 1.0 | 0 | 0 | 0 | 0 | 1 |

Honeycutt pitched to three batters in the 7th.
T – 2:54. **A** – 50,268
Umpires – Ford, Cousins, Palermo, Reed, Phillips and Morrison.

Game 4 — October 7
Oakland 6, Toronto 5

Game 5 — October 8
Oakland 4, Toronto 3

| Oakland | ab | r | h | bi |
|-----------------|-----------|----------|-----------|----------|
| R. Henderson lf | 4 | 2 | 2 | 4 |
| D. Henderson cf | 4 | 1 | 1 | 0 |
| Canseco rf | 5 | 1 | 2 | 2 |
| McGwire 1b | 4 | 0 | 2 | 0 |
| Steinbach c | 3 | 0 | 1 | 0 |
| Phillips 3b | 3 | 0 | 0 | 0 |
| Hassey c | 4 | 0 | 1 | 0 |
| Gallego 2b | 4 | 1 | 1 | 0 |
| Weiss ss | 3 | 1 | 1 | 0 |
| Totals | 34 | 6 | 11 | 6 |

| Oakland | ab | r | h | bi |
|-----------------|-----------|----------|----------|----------|
| R. Henderson lf | 3 | 1 | 1 | 1 |
| Phillips 3b | 4 | 0 | 0 | 0 |
| Canseco rf | 3 | 0 | 1 | 1 |
| Parker dh | 4 | 0 | 0 | 0 |
| D. Henderson cf | 3 | 1 | 0 | 0 |
| McGwire 1b | 4 | 1 | 1 | 0 |
| Steinbach c | 4 | 0 | 1 | 1 |
| Weiss ss | 2 | 1 | 0 | 0 |
| Gallego 2b | 1 | 0 | 0 | 0 |
| Totals | 28 | 4 | 4 | 4 |

| Toronto | ab | r | h | bi |
|---------------|-----------|----------|-----------|----------|
| Moseby cf | 3 | 0 | 2 | 0 |
| Wilson lf | 5 | 1 | 1 | 1 |
| McGriff 1b | 5 | 0 | 1 | 1 |
| Bell dh | 5 | 0 | 0 | 0 |
| Fernandez ss | 5 | 2 | 2 | 0 |
| Whitt c | 2 | 0 | 0 | 0 |
| Borders ph-c | 1 | 0 | 1 | 1 |
| Mulliniks ph | 1 | 0 | 0 | 0 |
| Gruber 3b | 5 | 1 | 4 | 0 |
| Lee 2b | 4 | 1 | 1 | 0 |
| Mazzilli ph | 1 | 0 | 0 | 0 |
| Felix rf | 4 | 0 | 1 | 2 |
| Totals | 41 | 5 | 13 | 5 |

| Toronto | ab | r | h | bi |
|---------------|-----------|----------|----------|----------|
| Moseby cf | 4 | 1 | 2 | 1 |
| Wilson lf | 4 | 0 | 0 | 0 |
| McGriff 1b | 4 | 0 | 0 | 0 |
| Bell dh | 4 | 1 | 2 | 1 |
| Fernandez ss | 4 | 1 | 2 | 0 |
| Whitt c | 4 | 0 | 0 | 0 |
| Gruber 3b | 3 | 0 | 1 | 1 |
| Felix rf | 4 | 0 | 1 | 0 |
| Liriano 2b | 3 | 0 | 1 | 0 |
| Totals | 34 | 3 | 9 | 3 |

| | | | | | | |
|---------|-----|-----|-----|---|---|---|
| Oakland | 101 | 000 | 200 | 4 | 4 | 0 |
| Toronto | 000 | 000 | 012 | 3 | 9 | 0 |

| | | | | | | |
|---------|-----|-----|-----|---|----|---|
| Oakland | 003 | 020 | 100 | 6 | 11 | 1 |
| Toronto | 000 | 101 | 120 | 5 | 13 | 0 |

E – R. Henderson. **DP** – Toronto 2. **LOB** – Oakland 6, Toronto 12. **2B** – Weiss, Felix, D. Henderson, Fernandez. **HR** – R. Henderson 2, Canseco. **SB** – Moseby, Gruber, Weiss, Fernandez. **S** – Weiss.

| Oakland | ip | h | r | er | bb | so |
|----------------|-----|---|---|----|----|----|
| Welch (W) | 5.2 | 8 | 2 | 2 | 1 | 4 |
| Honeycutt | 1.2 | 3 | 3 | 3 | 2 | 1 |
| Eckersley (Sv) | 1.2 | 2 | 0 | 0 | 0 | 1 |
| Toronto | ip | h | r | er | bb | so |
| Flanagan (L) | 4.1 | 7 | 5 | 5 | 1 | 3 |
| Ward | 2.2 | 4 | 1 | 1 | 1 | 3 |
| Cerutti | 1.2 | 0 | 0 | 0 | 2 | 1 |
| Acker | 0.1 | 0 | 0 | 0 | 0 | 0 |

WP – Honeycutt.
T – 3:29. **A** – 50,076
Umpires – Cousins, Palermo, Reed, Phillips, Morrison and Ford.

DP – Oakland 1. **LOB** – Oakland 3, Toronto 5. **2B** – Gruber. **3B** – R. Henderson. **HR** – Moseby, Bell. **SB** – R. Henderson, Liriano, Fernandez 2. **S** – Gallego 2. **SF** – Gruber.

| Oakland | ip | h | r | er | bb | so |
|----------------|-----|---|---|----|----|----|
| Stewart (W) | 8.0 | 8 | 2 | 2 | 0 | 3 |
| Eckersley (Sv) | 1.0 | 1 | 1 | 1 | 0 | 1 |
| Toronto | ip | h | r | er | bb | so |
| Stieb (L) | 6.0 | 4 | 4 | 4 | 4 | 4 |
| Acker | 2.0 | 0 | 0 | 0 | 0 | 2 |
| Henke | 1.0 | 0 | 0 | 0 | 0 | 1 |

Stieb pitched to three batters in the 7th. Stewart pitched to one batter in the 9th.
T – 2:52. **A** – 50,024
Umpires – Palermo, Reed, Phillips, Morrison, Ford and Cousins.

1989 WORLD SERIES

Oakland sweeps San Francisco for the A's first World Championship in 15 years in a series halted 12 days after an earthquake struck just prior to Game 3. The A's outscore the Giants 32-14 in the four game set, hitting nine home runs and batting .301. Dave Stewart earns series MVP honors with two wins and a 1.69 ERA, Mike Moore wins the other two games and Rickey Henderson hits .474.

Stewart tosses a five-hit shutout in Game 1 as the A's win 5-0 in Oakland. The A's score three times in the second and Dave Parker and Walt Weiss hit solo home runs in the third and fourth innings. Moore and the A's bullpen hold the Giants to one run in a 5-1 victory in Game 2. With the score tied 1-1 after three innings, the A's break the game open with a four-run fourth, highlighted by Terry Steinbach's three-run homer. The series moves to San Francisco for Game 3 and the A's outslug the Giants 13-7. Dave Henderson homers twice and Tony Phillips, Jose Canseco and Carney Lansford also homer as the A's tie a series record with five home runs. Moore picks up the win in the A's 9-6 win in Game 4 and also adds a two-run double. Rickey Henderson homers and collects three hits as the A's lead 8-0 entering the bottom of the sixth.

FINAL STATISTICS

| PLAYER | AVG | G | AB | R | H | TB | 2B | 3B | HR | RBI | SH | SF | HP | BB | IBB | SO | SB | CS | DP | E | SLG | OBP |
|---------------|-------------|----------|------------|-----------|-----------|-----------|----------|----------|----------|-----------|----------|----------|----------|-----------|----------|-----------|----------|----------|----------|----------|-------------|-------------|
| Blankenship | .500 | 1 | 2 | 1 | 1 | 1 | 0 | 0 | 0 | 0 | 0 | 0 | 0 | 0 | 0 | 0 | 0 | 0 | 0 | 0 | .500 | .500 |
| Canseco | .357 | 4 | 14 | 5 | 5 | 8 | 0 | 0 | 1 | 3 | 0 | 0 | 0 | 4 | 1 | 3 | 1 | 0 | 0 | 0 | .571 | .500 |
| Gallego | .000 | 2 | 1 | 0 | 0 | 0 | 0 | 0 | 0 | 0 | 0 | 0 | 0 | 0 | 0 | 0 | 0 | 0 | 0 | 0 | .000 | .000 |
| Henderson, D | .308 | 4 | 13 | 6 | 4 | 12 | 2 | 0 | 2 | 4 | 0 | 0 | 1 | 4 | 0 | 3 | 0 | 0 | 1 | 0 | .923 | .500 |
| Henderson, R | .474 | 4 | 19 | 4 | 9 | 17 | 1 | 2 | 1 | 3 | 0 | 0 | 0 | 2 | 0 | 2 | 3 | 1 | 0 | 0 | .895 | .524 |
| Javier | — | 1 | 0 | 0 | 0 | 0 | 0 | 0 | 0 | 0 | 0 | 0 | 0 | 0 | 0 | 0 | 0 | 0 | 0 | 0 | — | — |
| Lansford | .438 | 4 | 16 | 5 | 7 | 11 | 1 | 0 | 1 | 4 | 0 | 0 | 0 | 3 | 0 | 1 | 0 | 0 | 1 | 0 | .688 | .526 |
| McGwire | .294 | 4 | 17 | 0 | 5 | 6 | 1 | 0 | 0 | 1 | 0 | 0 | 0 | 1 | 0 | 3 | 0 | 0 | 0 | 0 | .353 | .333 |
| Moore | .333 | 2 | 3 | 1 | 1 | 2 | 1 | 0 | 0 | 2 | 0 | 0 | 0 | 0 | 0 | 1 | 0 | 0 | 0 | 0 | .667 | .333 |
| Parker | .222 | 3 | 9 | 2 | 2 | 6 | 1 | 0 | 1 | 2 | 0 | 0 | 0 | 0 | 0 | 2 | 0 | 0 | 0 | 0 | .667 | .222 |
| Phelps | .000 | 1 | 1 | 0 | 0 | 0 | 0 | 0 | 0 | 0 | 0 | 0 | 0 | 0 | 0 | 0 | 0 | 0 | 0 | 0 | .000 | .000 |
| Phillips | .235 | 4 | 17 | 2 | 4 | 8 | 1 | 0 | 1 | 3 | 0 | 0 | 0 | 0 | 0 | 3 | 0 | 0 | 0 | 0 | .471 | .235 |
| Steinbach | .250 | 4 | 16 | 3 | 4 | 9 | 0 | 1 | 1 | 7 | 0 | 0 | 0 | 2 | 0 | 1 | 0 | 0 | 0 | 0 | .563 | .333 |
| Stewart | .000 | 2 | 3 | 0 | 0 | 0 | 0 | 0 | 0 | 0 | 0 | 0 | 0 | 0 | 0 | 1 | 0 | 0 | 0 | 1 | .000 | .000 |
| Weiss | .133 | 4 | 15 | 3 | 2 | 5 | 0 | 0 | 1 | 1 | 0 | 0 | 0 | 2 | 2 | 2 | 0 | 0 | 0 | 0 | .333 | .235 |
| Totals | .301 | 4 | 146 | 32 | 44 | 85 | 8 | 3 | 9 | 30 | 0 | 0 | 1 | 18 | 3 | 22 | 4 | 1 | 2 | 1 | .582 | .382 |

| PITCHER | W | L | ERA | G | GS | CG | GF | SHO | SV | IP | H | R | ER | HR | HB | BB | IBB | SO | WP | BK | AVG |
|---------------|----------|----------|-------------|----------|----------|----------|----------|----------|----------|-------------|-----------|-----------|-----------|----------|----------|----------|----------|-----------|----------|----------|-------------|
| Burns | 0 | 0 | 0.00 | 2 | 0 | 0 | 1 | 0 | 0 | 1.2 | 1 | 0 | 0 | 0 | 0 | 1 | 0 | 0 | 0 | 0 | .167 |
| Eckersley | 0 | 0 | 0.00 | 2 | 0 | 0 | 2 | 0 | 1 | 1.2 | 0 | 0 | 0 | 0 | 0 | 0 | 0 | 0 | 0 | 0 | .000 |
| Honeycutt | 0 | 0 | 6.75 | 3 | 0 | 0 | 0 | 0 | 0 | 2.2 | 4 | 2 | 2 | 0 | 0 | 0 | 0 | 2 | 0 | 0 | .364 |
| Moore | 2 | 0 | 2.08 | 2 | 2 | 0 | 0 | 0 | 0 | 13.0 | 9 | 3 | 3 | 1 | 0 | 3 | 0 | 10 | 2 | 0 | .196 |
| Nelson | 0 | 0 | 54.00 | 2 | 0 | 0 | 0 | 0 | 0 | 1.0 | 4 | 6 | 6 | 2 | 0 | 2 | 0 | 1 | 0 | 0 | .571 |
| Stewart | 2 | 0 | 1.69 | 2 | 2 | 1 | 0 | 1 | 0 | 16.0 | 10 | 3 | 3 | 1 | 0 | 2 | 0 | 14 | 0 | 0 | .169 |
| Totals | 4 | 0 | 3.50 | 4 | 4 | 1 | 3 | 1 | 1 | 36.0 | 28 | 14 | 14 | 4 | 0 | 8 | 0 | 27 | 2 | 0 | .209 |

Game 1 — October 14
Oakland 5, San Francisco 0

Game 2 — October 15
Oakland 5, San Francisco 1

Game 3 — October 27
Oakland 13, San Francisco 7

| San Francisco | ab | r | h | bi |
|----------------|-----------|----------|----------|----------|
| Butler cf | 4 | 0 | 0 | 0 |
| Thompson 2b | 4 | 0 | 0 | 0 |
| Clark 1b | 4 | 0 | 2 | 0 |
| Mitchell lf | 4 | 0 | 2 | 0 |
| Williams 3b-ss | 4 | 0 | 0 | 0 |
| Riles dh | 4 | 0 | 0 | 0 |
| Maldonado rf | 4 | 0 | 0 | 0 |
| Kennedy c | 3 | 0 | 0 | 0 |
| Uribe ss | 2 | 0 | 1 | 0 |
| Oberkfell ph | 0 | 0 | 0 | 0 |
| Totals | 33 | 0 | 5 | 0 |

| Oakland | ab | r | h | bi |
|-----------------|-----------|----------|-----------|----------|
| R. Henderson lf | 5 | 0 | 2 | 1 |
| Lansford 3b | 5 | 0 | 1 | 0 |
| Gallego 2b | 0 | 0 | 0 | 0 |
| Canseco rf | 3 | 0 | 0 | 0 |
| Parker dh | 4 | 1 | 1 | 1 |
| D. Henderson cf | 3 | 1 | 0 | 0 |
| McGwire 1b | 4 | 0 | 3 | 0 |
| Steinbach c | 4 | 1 | 1 | 0 |
| Phillips 2b-3b | 4 | 1 | 2 | 1 |
| Weiss ss | 4 | 1 | 1 | 1 |
| Totals | 36 | 5 | 11 | 4 |

| | | | | | | |
|---------------|-----|-----|-----|---|----|---|
| San Francisco | 000 | 000 | 000 | 0 | 5 | 1 |
| Oakland | 031 | 100 | 00x | 5 | 11 | 1 |

E – Stewart, Kennedy. **LOB** – San Francisco 7, Oakland 9. **2B** – Clark. **HR** – Parker, Weiss.

| San Francisco | ip | h | r | er | bb | so |
|----------------|-----------|----------|----------|-----------|-----------|-----------|
| Garrelts (L) | 4.0 | 7 | 5 | 4 | 1 | 5 |
| Hammaker | 1.2 | 3 | 0 | 0 | 0 | 2 |
| Brantley | 1.1 | 1 | 0 | 0 | 1 | 0 |
| LaCoss | 1.0 | 0 | 0 | 0 | 0 | 1 |
| Oakland | ip | h | r | er | bb | so |
| Stewart (W) | 9.0 | 5 | 0 | 0 | 1 | 6 |

PB – Steinbach.
T – 2:45. **A** – 49,385
Umpires – Garcia, Runge, Voltaggio, Rennert, Clark and Gregg.

| San Francisco | ab | r | h | bi |
|-----------------|-----------|----------|----------|----------|
| Butler cf | 2 | 0 | 1 | 0 |
| Thompson 2b | 3 | 0 | 0 | 1 |
| Clark 1b | 4 | 0 | 0 | 0 |
| Mitchell lf | 4 | 0 | 1 | 0 |
| Williams 3b-ss | 4 | 0 | 0 | 0 |
| Riles dh | 3 | 0 | 0 | 0 |
| Maldonado rf | 3 | 0 | 0 | 0 |
| Kennedy c | 3 | 0 | 1 | 0 |
| Uribe ss | 2 | 1 | 0 | 0 |
| Oberkfell ph-3b | 1 | 0 | 1 | 0 |
| Totals | 29 | 1 | 4 | 1 |

| Oakland | ab | r | h | bi |
|-----------------|-----------|----------|----------|----------|
| R. Henderson lf | 3 | 1 | 3 | 0 |
| Lansford 3b | 3 | 0 | 1 | 1 |
| Canseco rf | 2 | 1 | 0 | 0 |
| Parker dh | 4 | 1 | 1 | 1 |
| D. Henderson cf | 3 | 1 | 0 | 0 |
| McGwire 1b | 4 | 0 | 1 | 0 |
| Steinbach c | 4 | 1 | 1 | 3 |
| Phillips 2b | 3 | 0 | 0 | 0 |
| Weiss ss | 3 | 0 | 0 | 0 |
| Totals | 29 | 5 | 7 | 5 |

| | | | | | | |
|---------------|-----|-----|-----|---|---|---|
| San Francisco | 001 | 000 | 000 | 1 | 4 | 0 |
| Oakland | 100 | 400 | 00x | 5 | 7 | 0 |

DP – San Francisco 2, Oakland 1.
LOB – San Francisco 4, Oakland 5. **2B** – Lansford, Parker, McGwire. **3B** – R. Henderson. **HR** – Steinbach. **SB** – R. Henderson, Butler 2. **CS** – R. Henderson. **SF** – Thompson.

| San Francisco | ip | h | r | er | bb | so |
|----------------|-----------|----------|----------|-----------|-----------|-----------|
| Reuschel (L) | 4.0 | 5 | 5 | 5 | 4 | 2 |
| Downs | 2.0 | 1 | 0 | 0 | 0 | 2 |
| Lefferts | 1.0 | 1 | 0 | 0 | 1 | 1 |
| Bedrosian | 1.0 | 0 | 0 | 0 | 0 | 2 |
| Oakland | ip | h | r | er | bb | so |
| Moore (W) | 7.0 | 4 | 1 | 1 | 2 | 7 |
| Honeycutt | 1.1 | 0 | 0 | 0 | 0 | 1 |
| Eckersley | 0.2 | 0 | 0 | 0 | 0 | 0 |

Reuschel pitched to two batters in the 5th. Moore pitched to one batter in the 8th.
WP – Moore 2. **T** – 2:47. **A** – 49,388
Umpires – Runge, Voltaggio, Rennert, Clark, Gregg and Garcia.

| Oakland | ab | r | h | bi |
|-------------------|-----------|-----------|-----------|-----------|
| R. Henderson lf | 5 | 1 | 1 | 0 |
| Nelson p | 0 | 0 | 0 | 0 |
| Burns p | 0 | 0 | 0 | 0 |
| Lansford 3b | 4 | 4 | 3 | 2 |
| Honeycutt p | 0 | 0 | 0 | 0 |
| Gallego ph | 1 | 0 | 0 | 0 |
| Canseco rf | 5 | 3 | 3 | 3 |
| Javier rf | 0 | 0 | 0 | 0 |
| McGwire 1b | 4 | 0 | 0 | 1 |
| D. Henderson cf | 4 | 2 | 3 | 4 |
| Steinbach c | 4 | 0 | 1 | 1 |
| Phillips 2b-3b-lf | 5 | 1 | 1 | 1 |
| Weiss ss | 5 | 1 | 1 | 0 |
| Stewart p | 3 | 0 | 0 | 0 |
| Blankenship ph-2b | 2 | 1 | 1 | 0 |
| Totals | 42 | 13 | 14 | 12 |

| San Francisco | ab | r | h | bi |
|---------------|-----------|----------|-----------|----------|
| Butler cf | 3 | 0 | 0 | 0 |
| Nixon ph-cf | 2 | 1 | 1 | 0 |
| Thompson 2b | 3 | 0 | 0 | 0 |
| Litton ph-2b | 2 | 0 | 2 | 1 |
| Clark 1b | 4 | 1 | 1 | 0 |
| Mitchell lf | 5 | 1 | 1 | 0 |
| Oberkfell 3b | 2 | 1 | 1 | 0 |
| Williams ss | 4 | 1 | 1 | 1 |
| Kennedy c | 3 | 0 | 1 | 2 |
| Manwaring c | 1 | 1 | 1 | 0 |
| Sheridan rf | 2 | 0 | 0 | 0 |
| Brantley p | 0 | 0 | 0 | 0 |
| Riles ph | 1 | 0 | 0 | 0 |
| Hammaker p | 0 | 0 | 0 | 0 |
| Lefferts p | 0 | 0 | 0 | 0 |
| Bathe ph | 1 | 1 | 1 | 3 |
| Garrelts p | 1 | 0 | 0 | 0 |
| Downs p | 0 | 0 | 0 | 0 |
| Maldonado rf | 3 | 0 | 0 | 0 |
| Totals | 37 | 7 | 10 | 7 |

| | | | | | | |
|---------------|-----|-----|-----|----|----|---|
| Oakland | 200 | 241 | 040 | 13 | 14 | 0 |
| San Francisco | 010 | 200 | 004 | 7 | 10 | 3 |

E – Oberkfell, Mitchell, Lefferts. **DP** – San Francisco 1. **LOB** – Oakland 7, San Francisco 6. **2B** – D. Henderson, R. Henderson, Manwaring Litton. **HR** – Williams, D. Henderson 2, Phillips, Canseco, Lansford, Bathe. **SB** – R. Henderson 2.

| Oakland | ip | h | r | er | bb | so |
|----------------------|-----------|----------|----------|-----------|-----------|-----------|
| Stewart (W) | 7.0 | 5 | 3 | 3 | 1 | 8 |
| Honeycutt | 1.0 | 1 | 0 | 0 | 0 | 1 |
| Nelson | 0.2 | 3 | 4 | 4 | 1 | 1 |
| Burns | 0.1 | 1 | 0 | 0 | 1 | 0 |
| San Francisco | ip | h | r | er | bb | so |
| Garrelts (L) | 3.1 | 6 | 4 | 4 | 0 | 3 |
| Downs | 1.0 | 2 | 4 | 4 | 2 | 1 |
| Brantley | 2.2 | 1 | 1 | 1 | 2 | 1 |
| Hammaker | 0.2 | 5 | 4 | 4 | 0 | 0 |
| Lefferts | 1.1 | 0 | 0 | 0 | 0 | 0 |

HBP – by Hammaker (D. Henderson).
Balk – Brantley.
T – 3:03. **A** – 62,038
Umpires – Voltaggio, Rennert, Clark, Gregg, Garcia and Runge.

HISTORY

Game 4 — October 28
Oakland 9, San Francisco 6

| Oakland | ab | r | h | bi |
|-----------------|-----------|----------|-----------|-----------|
| R. Henderson lf | 6 | 2 | 3 | 2 |
| Lansford 3b | 4 | 1 | 2 | 1 |
| Canseco rf | 4 | 1 | 2 | 0 |
| McGwire 1b | 5 | 0 | 1 | 0 |
| D. Henderson cf | 3 | 2 | 1 | 0 |
| Steinbach c | 4 | 1 | 1 | 3 |
| Phillips 2b | 5 | 0 | 1 | 1 |
| Weiss ss | 3 | 1 | 0 | 0 |
| Moore p | 3 | 1 | 1 | 2 |
| Phelps ph | 1 | 0 | 0 | 0 |
| Nelson p | 0 | 0 | 0 | 0 |
| Honeycutt p | 0 | 0 | 0 | 0 |
| Burns p | 0 | 0 | 0 | 0 |
| Parker ph | 1 | 0 | 0 | 0 |
| Eckersley p | 0 | 0 | 0 | 0 |
| Totals | 39 | 9 | 12 | 9 |

| San Francisco | ab | r | h | bi |
|----------------------|-----------|----------|----------|-----------|
| Butler cf | 5 | 1 | 3 | 1 |
| Oberkfell 3b | 3 | 0 | 0 | 0 |
| Thompson ph-2b | 1 | 0 | 1 | 1 |
| Bedrosian p | 0 | 0 | 0 | 0 |
| Clark 1b | 4 | 1 | 1 | 0 |
| Mitchell lf | 4 | 1 | 1 | 2 |
| Williams ss-3b | 4 | 0 | 1 | 0 |
| Kennedy c | 3 | 1 | 0 | 0 |
| Litton 2b-3b-2b | 4 | 1 | 1 | 2 |
| Nixon rf | 3 | 0 | 0 | 0 |
| Robinson p | 0 | 0 | 0 | 0 |
| LaCoss p | 1 | 0 | 0 | 0 |
| Bathe ph | 1 | 0 | 0 | 0 |
| Brantley p | 0 | 0 | 0 | 0 |
| Downs p | 0 | 0 | 0 | 0 |
| Maldonado ph | 1 | 1 | 1 | 0 |
| Lefferts p | 0 | 0 | 0 | 0 |
| Uribe ss | 1 | 0 | 0 | 0 |
| Totals | 35 | 6 | 9 | 6 |

| | | | | | | |
|---------------|-----|-----|-----|---|----|---|
| Oakland | 130 | 031 | 010 | 9 | 12 | 0 |
| San Francisco | 000 | 002 | 400 | 6 | 9 | 0 |

LOB – Oakland 10, San Francisco 4. **2B** – D. Henderson, Moore, Phillips, Butler. **3B** – Steinbach, R. Henderson, Maldonado. **HR** – R. Henderson, Mitchell, Litton. **SB** – Canseco. **CS** – Butler.

| Oakland | ip | h | r | er | bb | so |
|----------------------|-----------|----------|----------|-----------|-----------|-----------|
| Moore (W) | 6.0 | 5 | 2 | 2 | 1 | 3 |
| Nelson | 0.1 | 1 | 2 | 2 | 1 | 0 |
| Honeycutt | 0.1 | 3 | 2 | 2 | 0 | 0 |
| Burns | 1.1 | 0 | 0 | 0 | 0 | 0 |
| Eckersley (Sv) | 1.0 | 0 | 0 | 0 | 0 | 0 |
| San Francisco | ip | h | r | er | bb | so |
| Robinson (L) | 1.2 | 4 | 4 | 4 | 1 | 0 |
| LaCoss | 3.1 | 4 | 3 | 3 | 3 | 1 |
| Brantley | 0.1 | 3 | 1 | 1 | 0 | 0 |
| Downs | 1.2 | 0 | 0 | 0 | 0 | 1 |
| Lefferts | 0.1 | 1 | 1 | 1 | 1 | 0 |
| Bedrosian | 1.2 | 0 | 0 | 0 | 2 | 0 |

HBP – by Hammaker (D. Henderson).
Balk – Brantley.
T – 3:07. **A** – 62,032
Umpires – Rennett, Clark, Gregg, Garcia, Runge and Voltaggio.

1990 ALCS

The A's sweep Boston in the American League Championship Series for the second time in the last three years and become the first team since the 1976-78 New York Yankees to win three straight pennants. The A's pitching staff held the Red Sox to four runs, one in each game, while the offense hit .299 with no home runs. Dave Stewart picked up two wins and posted a 1.13 ERA to earn ALCS MVP honors and Terry Steinbach (.455), Carney Lansford (.438) and Mike Gallego (.400) all hit .400.

Dave Stewart and Roger Clemens engaged in a pitchers duel in Game 1 and when Clemens left after six innings, the A's trailed 1-0. The A's then scored nine runs off the Sox bullpen, including seven in the ninth, to win 9-1. Rickey Henderson had three RBI, Lansford and Steinbach had three hits each and Stewart allows one run in eight innings. Boston again took a 1-0 lead in Game 2, but the A's scored four unanswered runs this time, tying the game on a Harold Baines RBI single in the fourth and taking the lead on a Baines ground out in the seventh. The series moves to Oakland for Game 3 and starts in a familiar way as Boston scores a run in the second before the A's score twice in the fourth and sixth innings to win 4-1. The A's finally score first in Game 4, scoring three times in the second highlighted by a two-run double by Mike Gallego. Dave Stewart pitches eight scoreless innings before allowing a run in the ninth and Rick Honeycutt gets the final three outs for the save in the A's 3-1 win.

FINAL STATISTICS

| PLAYER | AVG | G | AB | R | H | TB | 2B | 3B | HR | RBI | SH | SF | HP | BB | IBB | SO | SB | CS | DP | E | SLG | OBP |
|---------------|-------------|----------|------------|-----------|-----------|-----------|----------|----------|----------|-----------|----------|----------|----------|-----------|----------|-----------|----------|----------|----------|----------|-------------|-------------|
| Baines | .357 | 4 | 14 | 2 | 5 | 6 | 1 | 0 | 0 | 3 | 1 | 0 | 0 | 2 | 2 | 1 | 1 | 0 | 1 | 0 | .429 | .438 |
| Blankenship | — | 3 | 0 | 1 | 0 | 0 | 0 | 0 | 0 | 0 | 0 | 0 | 0 | 0 | 0 | 0 | 1 | 0 | 0 | 0 | — | — |
| Canseco | .182 | 4 | 11 | 3 | 2 | 2 | 0 | 0 | 0 | 1 | 0 | 1 | 0 | 5 | 0 | 5 | 2 | 0 | 0 | 0 | .182 | .412 |
| Gallego | .400 | 4 | 10 | 1 | 4 | 5 | 1 | 0 | 0 | 2 | 0 | 0 | 1 | 1 | 0 | 1 | 0 | 1 | 0 | 0 | .500 | .500 |
| Hassey | .333 | 2 | 3 | 0 | 1 | 1 | 0 | 0 | 0 | 0 | 0 | 0 | 1 | 2 | 0 | 0 | 0 | 0 | 1 | 0 | .333 | .667 |
| Henderson, D | .167 | 2 | 6 | 0 | 1 | 1 | 0 | 0 | 0 | 1 | 0 | 1 | 1 | 0 | 0 | 2 | 1 | 0 | 1 | 0 | .167 | .250 |
| Henderson, R | .294 | 4 | 17 | 1 | 5 | 5 | 0 | 0 | 0 | 3 | 0 | 1 | 0 | 1 | 0 | 2 | 2 | 1 | 0 | 0 | .294 | .316 |
| Jennings | .000 | 1 | 1 | 0 | 0 | 0 | 0 | 0 | 0 | 0 | 0 | 0 | 0 | 0 | 0 | 0 | 0 | 0 | 0 | 0 | .000 | .000 |
| Lansford | .438 | 4 | 16 | 2 | 7 | 8 | 1 | 0 | 0 | 2 | 2 | 0 | 0 | 0 | 0 | 1 | 0 | 0 | 0 | 0 | .500 | .438 |
| McGee | .222 | 3 | 9 | 3 | 2 | 3 | 1 | 0 | 0 | 0 | 1 | 0 | 0 | 1 | 0 | 2 | 2 | 0 | 0 | 0 | .333 | .300 |
| McGwire | .154 | 4 | 13 | 2 | 2 | 2 | 0 | 0 | 0 | 2 | 0 | 0 | 1 | 3 | 0 | 3 | 0 | 0 | 0 | 0 | .154 | .353 |
| Quirk | 1.000 | 1 | 1 | 0 | 1 | 1 | 0 | 0 | 0 | 0 | 0 | 0 | 0 | 0 | 0 | 0 | 0 | 0 | 0 | 0 | 1.000 | 1.000 |
| Randolph | .375 | 4 | 8 | 1 | 3 | 3 | 0 | 0 | 0 | 3 | 0 | 0 | 0 | 1 | 0 | 0 | 0 | 0 | 1 | 0 | .375 | .444 |
| Steinbach | .455 | 3 | 11 | 2 | 5 | 5 | 0 | 0 | 0 | 1 | 0 | 0 | 0 | 1 | 0 | 2 | 0 | 1 | 1 | 0 | .455 | .500 |
| Weiss | .000 | 2 | 7 | 2 | 0 | 0 | 0 | 0 | 0 | 0 | 0 | 0 | 0 | 2 | 0 | 2 | 0 | 0 | 0 | 1 | .000 | .222 |
| Totals | .299 | 4 | 127 | 20 | 38 | 42 | 4 | 0 | 0 | 18 | 4 | 3 | 4 | 19 | 2 | 21 | 9 | 3 | 5 | 1 | .331 | .399 |

| PITCHER | W | L | ERA | G | GS | CG | GF | SHO | SV | IP | H | R | ER | HR | HB | BB | IBB | SO | WP | BK | AVG |
|---------------|----------|----------|-------------|----------|----------|----------|----------|----------|----------|-------------|-----------|----------|----------|----------|----------|----------|----------|-----------|----------|----------|-------------|
| Eckersley | 0 | 0 | 0.00 | 3 | 0 | 0 | 3 | 0 | 2 | 3.1 | 2 | 0 | 0 | 0 | 0 | 0 | 0 | 3 | 0 | 0 | .167 |
| Honeycutt | 0 | 0 | 0.00 | 3 | 0 | 0 | 1 | 0 | 1 | 1.2 | 0 | 0 | 0 | 0 | 0 | 0 | 0 | 0 | 0 | 0 | .000 |
| Moore | 1 | 0 | 1.50 | 1 | 1 | 0 | 0 | 0 | 0 | 6.0 | 4 | 1 | 1 | 0 | 0 | 1 | 0 | 5 | 0 | 0 | .190 |
| Nelson | 0 | 0 | 0.00 | 1 | 0 | 0 | 0 | 0 | 0 | 1.2 | 3 | 0 | 0 | 0 | 0 | 0 | 0 | 0 | 0 | 0 | .375 |
| Stewart | 2 | 0 | 1.13 | 2 | 2 | 0 | 0 | 0 | 0 | 16.0 | 8 | 2 | 2 | 1 | 0 | 2 | 0 | 4 | 0 | 0 | .148 |
| Welch | 1 | 0 | 1.23 | 1 | 1 | 0 | 0 | 0 | 0 | 7.1 | 6 | 1 | 1 | 0 | 0 | 3 | 0 | 4 | 0 | 0 | .222 |
| Totals | 4 | 0 | 1.00 | 4 | 4 | 0 | 4 | 0 | 3 | 36.0 | 23 | 4 | 4 | 1 | 0 | 6 | 0 | 16 | 0 | 0 | .183 |

Game 1 — October 6
Oakland 9, Boston 1

Game 2 — October 7
Oakland 4, Boston 1

Game 3 — October 9
Oakland 4, Boston 1

| Oakland | ab | r | h | bi |
|-----------------|-----------|----------|-----------|----------|
| R. Henderson lf | 5 | 1 | 2 | 3 |
| McGee cf | 4 | 1 | 0 | 0 |
| Canseco rf | 2 | 1 | 1 | 1 |
| Baines dh | 3 | 0 | 1 | 0 |
| Blankenship pr | 0 | 1 | 0 | 0 |
| Lansford 3b | 5 | 1 | 3 | 2 |
| Steinbach c | 5 | 1 | 3 | 1 |
| McGwire 1b | 3 | 1 | 0 | 0 |
| Weiss ss | 3 | 2 | 0 | 0 |
| Gallego 2b | 1 | 0 | 1 | 0 |
| Quirk ph | 1 | 0 | 1 | 0 |
| Randolph pr-2b | 2 | 0 | 1 | 1 |
| Totals | 34 | 9 | 13 | 8 |

| Boston | ab | r | h | bi |
|---------------|-----------|----------|----------|----------|
| Reed 2b-ss | 3 | 0 | 0 | 0 |
| Quintana 1b | 4 | 0 | 0 | 0 |
| Boggs 3b | 4 | 1 | 1 | 1 |
| Burks cf | 4 | 0 | 1 | 0 |
| Greenwell lf | 4 | 0 | 0 | 0 |
| Evans dh | 2 | 0 | 0 | 0 |
| Brunansky rf | 3 | 0 | 1 | 0 |
| Pena c | 3 | 0 | 0 | 0 |
| Rivera ss | 2 | 0 | 1 | 0 |
| Marshall ph | 1 | 0 | 1 | 0 |
| Kutcher pr | 0 | 0 | 0 | 0 |
| Barrett 2b | 0 | 0 | 0 | 0 |
| Totals | 30 | 1 | 5 | 1 |

| | | | | | | |
|---------|-----|-----|-----|---|----|---|
| Oakland | 000 | 000 | 117 | 9 | 13 | 0 |
| Boston | 000 | 100 | 000 | 1 | 5 | 1 |

E – Gray. **DP** – Oakland 1, Boston 1. **LOB** – Oakland 11, Boston 4. **2B** – Lansford, Burks. **HR** – Boggs. **SB** – Canseco, R. Henderson, McGee. **SH** – Reed, Baines, McGee. **SF** – R. Henderson, Canseco.

| Oakland | ip | h | r | er | bb | so |
|---------------|-----------|----------|----------|-----------|-----------|-----------|
| Stewart (W) | 8.0 | 4 | 1 | 1 | 1 | 3 |
| Eckersley | 1.0 | 1 | 0 | 0 | 0 | 0 |
| Boston | ip | h | r | er | bb | so |
| Clemens | 6.0 | 4 | 0 | 0 | 4 | 4 |
| Andersen (L) | 1.0 | 2 | 2 | 2 | 1 | 0 |
| Bolton | 0.1 | 0 | 0 | 0 | 0 | 0 |
| Gray | 0.2 | 3 | 2 | 1 | 1 | 0 |
| Lamp | 0.1 | 2 | 4 | 4 | 2 | 0 |
| Murphy | 0.2 | 2 | 1 | 1 | 1 | 0 |

Andersen pitched to one batter in eighth. Gray pitched to two batters in ninth. **WP** – Clemens. **PB** – Pena. **T** – 3:26. **A** – 35,192
Umpires – Garcia, Hirschbeck, Evans, Cooney, Voltaggio and McCoy.

| Oakland | ab | r | h | bi |
|-----------------|-----------|----------|-----------|----------|
| R. Henderson lf | 5 | 0 | 1 | 0 |
| McGee cf | 5 | 2 | 2 | 0 |
| Canseco rf | 3 | 1 | 1 | 0 |
| Baines dh | 5 | 0 | 2 | 3 |
| Blankenship pr | 0 | 0 | 0 | 0 |
| McGwire 1b | 5 | 0 | 2 | 1 |
| Lansford 3b | 5 | 0 | 3 | 0 |
| Hassey c | 3 | 0 | 1 | 0 |
| Weiss ss | 4 | 0 | 0 | 0 |
| Randolph 2b | 0 | 0 | 0 | 0 |
| Gallego 2b-ss | 3 | 1 | 1 | 0 |
| Totals | 38 | 4 | 13 | 4 |

| Boston | ab | r | h | bi |
|---------------|-----------|----------|----------|----------|
| Reed 2b-ss | 4 | 0 | 1 | 0 |
| Quintana 1b | 3 | 0 | 0 | 1 |
| Boggs 3b | 4 | 0 | 2 | 0 |
| Burks cf | 3 | 0 | 1 | 0 |
| Greenwell lf | 3 | 0 | 0 | 0 |
| Evans dh | 4 | 0 | 1 | 0 |
| Brunansky rf | 3 | 0 | 0 | 0 |
| Pena c | 4 | 0 | 0 | 0 |
| Rivera ss | 2 | 1 | 1 | 0 |
| Marshall ph | 1 | 0 | 0 | 0 |
| Barrett 2b | 0 | 0 | 0 | 0 |
| Heep ph | 1 | 0 | 0 | 0 |
| Totals | 32 | 1 | 6 | 1 |

| | | | | | | |
|---------|-----|-----|-----|---|----|---|
| Oakland | 000 | 100 | 102 | 4 | 13 | 1 |
| Boston | 001 | 000 | 000 | 1 | 6 | 0 |

E – Weiss. **DP** – Oakland 1, Boston 2. **LOB** – Oakland 12, Boston 8. **2B** – Evans, Rivera, McGee, Baines. **SB** – Burks, McGee. **SF** – Quintana.

| Oakland | ip | h | r | er | bb | so |
|---------------|-----------|----------|----------|-----------|-----------|-----------|
| Welch (W) | 7.1 | 6 | 1 | 1 | 3 | 4 |
| Honeycutt | 0.1 | 0 | 0 | 0 | 0 | 0 |
| Eckersley (S) | 1.1 | 0 | 0 | 0 | 0 | 2 |
| Boston | ip | h | r | er | bb | so |
| Kiecker | 5.2 | 6 | 1 | 1 | 1 | 2 |
| Harris (L) | 0.1 | 3 | 1 | 1 | 0 | 0 |
| Andersen | 1.0 | 1 | 0 | 0 | 1 | 1 |
| Reardon | 2.0 | 3 | 2 | 2 | 1 | 0 |

Harris pitched to two batters in seventh. Andersen pitched to one batter in eighth. **HBP** – by Kiecker (Gallego), by Reardon (Hassey).
T – 3:42. **A** – 35,070
Umpires – Hirschbeck, Evans, Cooney, Voltaggio, McCoy and Garcia.

| Boston | ab | r | h | bi |
|---------------|-----------|----------|----------|----------|
| Reed 2b-ss | 4 | 0 | 0 | 0 |
| Quintana 1b | 4 | 0 | 0 | 0 |
| Boggs 3b | 4 | 0 | 2 | 0 |
| Burks cf | 4 | 0 | 1 | 0 |
| Greenwell lf | 3 | 1 | 0 | 0 |
| Evans dh | 4 | 0 | 2 | 0 |
| Brunansky rf | 3 | 0 | 0 | 1 |
| Pena c | 4 | 0 | 3 | 0 |
| Kutcher pr | 0 | 0 | 0 | 0 |
| Rivera ss | 2 | 0 | 0 | 0 |
| Marshall ph | 1 | 0 | 0 | 0 |
| Barrett 2b | 0 | 0 | 0 | 0 |
| Heep ph | 1 | 0 | 0 | 0 |
| Totals | 34 | 1 | 8 | 1 |

| Oakland | ab | r | h | bi |
|-----------------|-----------|----------|----------|----------|
| R. Henderson lf | 4 | 0 | 1 | 0 |
| Lansford 3b | 3 | 0 | 0 | 0 |
| Canseco rf | 3 | 1 | 0 | 0 |
| Baines dh | 3 | 2 | 1 | 0 |
| McGwire 1b | 3 | 0 | 0 | 0 |
| D. Henderson cf | 2 | 0 | 1 | 1 |
| Steinbach c | 3 | 1 | 0 | 0 |
| Randolph 2b | 4 | 0 | 2 | 2 |
| Gallego ss | 3 | 0 | 1 | 0 |
| Totals | 28 | 4 | 6 | 3 |

| | | | | | | |
|---------|-----|-----|-----|---|---|---|
| Boston | 010 | 000 | 000 | 1 | 8 | 3 |
| Oakland | 000 | 202 | 00x | 4 | 6 | 0 |

E – Boddicker, Rivera, Pena. **DP** – Boston 1. **LOB** – Boston 8, Oakland 7. **2B** – Boggs. **SB** – Canseco, Baines, D. Henderson. **SH** – Lansford. **SF** – Brunansky, D. Henderson.

| Boston | ip | h | r | er | bb | so |
|----------------|-----------|----------|----------|-----------|-----------|-----------|
| Boddicker (L) | 8.0 | 6 | 4 | 2 | 3 | 7 |
| Oakland | ip | h | r | er | bb | so |
| Moore (W) | 6.0 | 4 | 1 | 1 | 1 | 5 |
| Nelson | 1.2 | 3 | 0 | 0 | 0 | 0 |
| Honeycutt | 0.1 | 0 | 0 | 0 | 0 | 0 |
| Eckersley (S) | 1.0 | 1 | 0 | 0 | 0 | 1 |

HBP – by Boddicker (McGwire, D. Henderson).
T – 2:47. **A** – 49,026.
Umpires – Evans, Cooney, Voltaggio, McCoy, Garcia and Hirschbeck.

Game 4 — October 10
Oakland 3, Boston 1

| Boston | ab | r | h | bi |
|---------------|-----------|----------|----------|-----------|
| Burks cf | 4 | 1 | 1 | 0 |
| Reed 2b | 4 | 0 | 1 | 1 |
| Boggs 3b | 4 | 0 | 2 | 0 |
| Greenwell lf | 4 | 0 | 0 | 0 |
| Pena c | 3 | 0 | 0 | 0 |
| Evans dh | 3 | 0 | 0 | 0 |
| Brunansky rf | 3 | 0 | 0 | 0 |
| Quintana 1b | 2 | 0 | 0 | 0 |
| Rivera ss | 3 | 0 | 0 | 0 |
| Totals | 30 | 1 | 4 | 1 |

| Oakland | ab | r | h | bi |
|-----------------|-----------|----------|----------|-----------|
| R. Henderson lf | 3 | 0 | 1 | 0 |
| D. Henderson cf | 4 | 0 | 0 | 0 |
| Canseco rf | 3 | 0 | 0 | 0 |
| Jennings rf | 1 | 0 | 0 | 0 |
| Baines dh | 3 | 0 | 1 | 0 |
| McGee pr | 0 | 0 | 0 | 0 |
| Hassey ph | 0 | 0 | 0 | 0 |
| Blankenship pr | 0 | 0 | 0 | 0 |
| Lansford 3b | 3 | 1 | 1 | 0 |
| Steinbach c | 3 | 0 | 2 | 0 |
| McGwire 1b | 2 | 1 | 0 | 1 |
| Randolph 2b | 2 | 1 | 0 | 0 |
| Gallego ss | 3 | 0 | 1 | 2 |
| Totals | 27 | 3 | 6 | 3 |

| | | | | | | |
|---------|-----|-----|-----|---|---|---|
| Boston | 000 | 000 | 001 | 1 | 4 | 1 |
| Oakland | 030 | 000 | 00x | 3 | 6 | 0 |

E – Greenwell. **DP** – Boston 2, Oakland 1. **LOB** – Boston 3, Oakland 5. **2B** – Gallego, Burks. **SB** – R. Henderson, Blankenship. **SH** – Lansford.

| Boston | ip | h | r | er | bb | so |
|----------------|-----------|----------|----------|-----------|-----------|-----------|
| Clemens (L) | 1.2 | 3 | 3 | 3 | 1 | 0 |
| Bolton | 2.2 | 2 | 0 | 0 | 2 | 3 |
| Gray | 2.2 | 1 | 0 | 0 | 0 | 2 |
| Andersen | 1.0 | 0 | 0 | 0 | 1 | 2 |
| Oakland | ip | h | r | er | bb | so |
| Stewart (W) | 8.0 | 4 | 1 | 1 | 1 | 1 |
| Honeycutt (S) | 1.0 | 0 | 0 | 0 | 0 | 0 |

Stewart pitched to two batters in ninth.

T – 3:02. **A** – 49,052.

Umpires – Cooney, Voltaggio, McCoy, Garcia, Hirschbeck and Evans.

1990 WORLD SERIES

The A's are swept by Cincinnati in the World Series, the fourth sweep in which the A's were involved in six post season series from 1988-90. The Reds outscore the A's 22-8 shutting out Oakland in Game 1 and holding the A's to one run in Game 4. The A's hit .207 as a team led by Rickey Henderson (.333). Dave Stewart posts a 2.77 ERA but loses twice.

Former Athletic Jose Rijo shuts out the A's in Game 1 at Cincinnati, 7-0. He combines with Rob Dibble and Randy Myers on a nine-hit shutout as the A's strand 11. Dave Stewart takes the loss, allowing four runs on three hits and four walks in four innings. The A's lose 5-4 in 10 innings in Game 2 as Dennis Eckersley allows three consecutive hits, including the game winning RBI single to Joe Oliver. Jose Canseco's solo home run highlights the A's three-run third which puts Oakland ahead 4-2 but the Reds score one in the fourth and one in the eighth to tie game. The series moves to Oakland for Game 3 but the Reds win 8-2, scoring seven times in the third inning. Mike Moore allows six runs in 2 2/3 innings for the loss and Scott Sanderson allows two more. Harold Baines hits a two-run home run and Rickey Henderson a solo shot for the A's scoring. Dave Stewart tosses a complete game in Game 4, but the A's lose 2-1 as Jose Rijo and Randy Myers combine on a two-hitter. Carney Lansford has a RBI single in the first. Stewart shuts out the Reds over the first seven innings before Cincinnati scores two in the eighth on a fielders choice and a Hal Morris sacrifice fly.

FINAL STATISTICS

| PLAYER | AVG | G | AB | R | H | TB | 2B | 3B | HR | RBI | SH | SF | HP | BB | IBB | SO | SB | CS | DP | E | SLG | OBP |
|---------------|-------------|----------|------------|----------|-----------|-----------|----------|----------|----------|----------|----------|----------|----------|-----------|----------|-----------|----------|----------|----------|----------|-------------|-------------|
| Baines | .143 | 3 | 7 | 1 | 1 | 4 | 0 | 0 | 1 | 2 | 0 | 0 | 0 | 1 | 1 | 2 | 0 | 0 | 0 | 0 | .571 | .250 |
| Blankenship | .000 | 1 | 1 | 0 | 0 | 0 | 0 | 0 | 0 | 0 | 0 | 0 | 0 | 0 | 0 | 1 | 0 | 0 | 0 | 0 | .000 | .000 |
| Bordick | — | 3 | 0 | 0 | 0 | 0 | 0 | 0 | 0 | 0 | 0 | 0 | 0 | 0 | 0 | 0 | 0 | 0 | 0 | 0 | — | — |
| Canseco | .083 | 4 | 12 | 1 | 1 | 4 | 0 | 0 | 1 | 2 | 0 | 0 | 0 | 2 | 0 | 3 | 0 | 0 | 1 | 0 | .333 | .214 |
| Gallego | .091 | 4 | 11 | 0 | 1 | 1 | 0 | 0 | 0 | 1 | 0 | 0 | 0 | 1 | 0 | 3 | 1 | 0 | 0 | 1 | .091 | .167 |
| Hassey | .333 | 3 | 6 | 0 | 2 | 2 | 0 | 0 | 1 | 0 | 1 | 0 | 0 | 0 | 0 | 0 | 0 | 0 | 0 | 0 | .333 | .286 |
| Henderson, D. | .231 | 4 | 13 | 2 | 3 | 4 | 1 | 0 | 0 | 0 | 0 | 0 | 0 | 1 | 0 | 3 | 0 | 0 | 0 | 0 | .308 | .286 |
| Henderson, R. | .333 | 4 | 15 | 2 | 5 | 10 | 2 | 0 | 1 | 1 | 0 | 0 | 0 | 3 | 0 | 4 | 3 | 0 | 0 | 0 | .667 | .444 |
| Jennings | 1.000 | 1 | 1 | 0 | 1 | 1 | 0 | 0 | 0 | 0 | 0 | 0 | 0 | 0 | 0 | 0 | 0 | 0 | 0 | 0 | 1.000 | 1.000 |
| Lansford | .267 | 4 | 15 | 0 | 4 | 4 | 0 | 0 | 0 | 1 | 1 | 0 | 0 | 1 | 0 | 0 | 1 | 0 | 0 | 0 | .267 | .313 |
| McGee | .200 | 4 | 10 | 1 | 2 | 3 | 1 | 0 | 0 | 0 | 0 | 0 | 0 | 0 | 0 | 2 | 1 | 0 | 1 | 0 | .300 | .200 |
| McGwire | .214 | 4 | 14 | 1 | 3 | 3 | 0 | 0 | 0 | 0 | 0 | 0 | 0 | 2 | 0 | 4 | 0 | 0 | 0 | 2 | .214 | .313 |
| Quirk | .000 | 1 | 3 | 0 | 0 | 0 | 0 | 0 | 0 | 0 | 0 | 0 | 0 | 0 | 0 | 2 | 0 | 0 | 0 | 0 | .000 | .000 |
| Randolph | .267 | 4 | 15 | 0 | 4 | 4 | 0 | 0 | 0 | 0 | 0 | 0 | 0 | 1 | 0 | 0 | 1 | 0 | 0 | 0 | .267 | .313 |
| Steinbach | .125 | 3 | 8 | 0 | 1 | 1 | 0 | 0 | 0 | 0 | 0 | 0 | 0 | 0 | 0 | 1 | 0 | 0 | 0 | 0 | .125 | .125 |
| Stewart | .000 | 2 | 1 | 0 | 0 | 0 | 0 | 0 | 0 | 0 | 0 | 0 | 0 | 0 | 0 | 1 | 0 | 0 | 0 | 0 | .000 | .000 |
| Welch | .000 | 1 | 3 | 0 | 0 | 0 | 0 | 0 | 0 | 0 | 1 | 0 | 0 | 0 | 0 | 2 | 0 | 0 | 0 | 0 | .000 | .000 |
| Totals | .207 | 4 | 135 | 8 | 28 | 41 | 4 | 0 | 3 | 8 | 2 | 1 | 0 | 12 | 1 | 28 | 7 | 0 | 2 | 5 | .304 | .270 |

| PITCHER | W | L | ERA | G | GS | CG | GF | SHO | SV | IP | H | R | ER | HR | HB | BB | IBB | SO | WP | BK | AVG |
|---------------|----------|----------|-------------|----------|----------|----------|----------|----------|----------|-------------|-----------|-----------|-----------|----------|----------|-----------|----------|----------|----------|----------|-------------|
| Burns | 0 | 0 | 16.20 | 2 | 0 | 0 | 0 | 0 | 0 | 1.2 | 5 | 3 | 3 | 0 | 0 | 2 | 0 | 0 | 1 | 0 | .500 |
| Eckersley | 0 | 1 | 6.75 | 2 | 0 | 0 | 2 | 0 | 0 | 1.1 | 3 | 1 | 1 | 0 | 0 | 0 | 0 | 1 | 0 | 0 | .429 |
| Honeycutt | 0 | 0 | 0.00 | 1 | 0 | 0 | 0 | 0 | 0 | 1.2 | 2 | 0 | 0 | 0 | 0 | 1 | 1 | 0 | 0 | 0 | .286 |
| Klink | 0 | 0 | — | 1 | 0 | 0 | 0 | 0 | 0 | 0.0 | 0 | 0 | 0 | 0 | 0 | 1 | 0 | 0 | 0 | 0 | — |
| Moore | 0 | 1 | 6.75 | 1 | 1 | 0 | 0 | 0 | 0 | 2.2 | 8 | 6 | 2 | 2 | 0 | 0 | 0 | 1 | 0 | 0 | .500 |
| Nelson | 0 | 0 | 0.00 | 2 | 0 | 0 | 0 | 0 | 0 | 5.0 | 3 | 0 | 0 | 0 | 0 | 2 | 0 | 0 | 0 | 0 | .188 |
| Sanderson | 0 | 0 | 10.80 | 2 | 0 | 0 | 0 | 0 | 0 | 1.2 | 4 | 2 | 2 | 0 | 0 | 1 | 0 | 0 | 1 | 0 | .500 |
| Stewart | 0 | 2 | 3.46 | 2 | 2 | 1 | 0 | 0 | 0 | 13.0 | 10 | 6 | 5 | 1 | 1 | 6 | 0 | 5 | 0 | 0 | .222 |
| Welch | 0 | 0 | 4.91 | 1 | 1 | 0 | 0 | 0 | 0 | 7.1 | 9 | 4 | 4 | 0 | 0 | 2 | 0 | 2 | 0 | 0 | .310 |
| Young | 0 | 0 | 0.00 | 1 | 0 | 0 | 1 | 0 | 0 | 1.0 | 1 | 0 | 0 | 0 | 0 | 0 | 0 | 0 | 0 | 0 | .250 |
| Totals | 0 | 4 | 3.57 | 4 | 4 | 1 | 3 | 0 | 0 | 35.1 | 45 | 22 | 14 | 3 | 1 | 15 | 1 | 9 | 2 | 0 | .317 |

Game 1 — October 16
Cincinnati 7, Oakland 0

Game 2 — October 17
Cincinnati 5, Oakland 4

Game 3 — October 19
Cincinnati 8, Oakland 3

| Oakland | ab | r | h | bi |
|-----------------|-----------|----------|----------|----------|
| R. Henderson lf | 5 | 0 | 3 | 0 |
| McGee cf | 5 | 0 | 1 | 0 |
| Canseco rf | 2 | 0 | 0 | 0 |
| McGwire 1b | 3 | 0 | 0 | 0 |
| Lansford 3b | 4 | 0 | 2 | 0 |
| Steinbach c | 4 | 0 | 1 | 0 |
| Randolph 2b | 4 | 0 | 1 | 0 |
| Gallego ss | 4 | 0 | 0 | 0 |
| Stewart p | 1 | 0 | 0 | 0 |
| Jennings ph | 1 | 0 | 1 | 0 |
| Burns p | 0 | 0 | 0 | 0 |
| Nelson p | 0 | 0 | 0 | 0 |
| Hassey ph | 1 | 0 | 0 | 0 |
| Sanderson p | 0 | 0 | 0 | 0 |
| Eckersley p | 0 | 0 | 0 | 0 |
| D. Henderson ph | 1 | 0 | 0 | 0 |
| Totals | 35 | 0 | 9 | 0 |

| Cincinnati | ab | r | h | bi |
|---------------|-----------|----------|-----------|----------|
| Larkin ss | 4 | 1 | 0 | 0 |
| Hatcher cf | 3 | 3 | 3 | 1 |
| O'Neill rf | 2 | 1 | 0 | 1 |
| Davis lf | 4 | 2 | 2 | 3 |
| Morris 1b | 4 | 0 | 1 | 0 |
| Sabo 3b | 3 | 0 | 1 | 2 |
| Oliver c | 4 | 0 | 1 | 0 |
| Duncan 2b | 3 | 0 | 1 | 0 |
| Rijo p | 3 | 0 | 1 | 0 |
| Dibble p | 0 | 0 | 0 | 0 |
| Benzyer ph | 1 | 0 | 0 | 0 |
| Myers p | 0 | 0 | 0 | 0 |
| Totals | 31 | 7 | 10 | 7 |

| | | | | | | |
|------------|-----|-----|-----|---|----|---|
| Oakland | 000 | 000 | 000 | 0 | 9 | 1 |
| Cincinnati | 202 | 030 | 00x | 7 | 10 | 0 |

E — Gallego. **DP** — Oakland 2, Cincinnati 1. **LOB** — Oakland 11, Cincinnati 6. **2B** — R. Henderson 2, Hatcher 2. **HR** — Davis. **SB** — McGee, Lansford.

| Oakland | ip | h | r | er | bb | so |
|-------------------|-----------|----------|----------|-----------|-----------|-----------|
| Stewart (L) | 4.0 | 3 | 4 | 3 | 4 | 3 |
| Burns | 0.2 | 4 | 3 | 3 | 1 | 0 |
| Nelson | 1.1 | 2 | 0 | 0 | 1 | 0 |
| Sanderson | 1.0 | 1 | 0 | 0 | 0 | 0 |
| Eckersley | 1.0 | 0 | 0 | 0 | 0 | 1 |
| Cincinnati | ip | h | r | er | bb | so |
| Rijo (W) | 7.0 | 7 | 0 | 0 | 2 | 5 |
| Dibble | 1.0 | 1 | 0 | 0 | 1 | 0 |
| Myers | 1.0 | 1 | 0 | 0 | 0 | 2 |

WP — Dibble.
T — 2:38. **A** — 55,830
Umpires — Pulli, Roe, Quick, Hendry, Marsh and Barnett.

| Oakland | ab | r | h | bi |
|-----------------|-----------|----------|-----------|----------|
| R. Henderson lf | 4 | 1 | 1 | 0 |
| Lansford 3b | 4 | 0 | 1 | 0 |
| Canseco rf | 5 | 1 | 1 | 2 |
| McGwire 1b | 4 | 1 | 2 | 0 |
| D. Henderson cf | 4 | 1 | 2 | 0 |
| Steinbach c | 0 | 0 | 0 | 0 |
| Randolph 2b | 4 | 0 | 0 | 0 |
| Hassey c | 4 | 0 | 2 | 1 |
| Bordick pr-ss | 0 | 0 | 0 | 0 |
| Gallego ss | 4 | 0 | 1 | 1 |
| Baines ph | 1 | 0 | 0 | 0 |
| Eckersley p | 0 | 0 | 0 | 0 |
| Welch p | 3 | 0 | 0 | 0 |
| Honeycutt p | 0 | 0 | 0 | 0 |
| McGee cf | 0 | 0 | 0 | 0 |
| Totals | 37 | 4 | 10 | 4 |

| Cincinnati | ab | r | h | bi |
|---------------|-----------|----------|-----------|----------|
| Larkin ss | 5 | 1 | 3 | 0 |
| Hatcher cf | 4 | 2 | 4 | 1 |
| O'Neill rf | 4 | 0 | 0 | 0 |
| Davis lf | 5 | 0 | 0 | 1 |
| Morris 1b | 3 | 0 | 0 | 0 |
| Braggs ph | 1 | 0 | 0 | 1 |
| Dibble p | 0 | 0 | 0 | 0 |
| Bates ph | 1 | 1 | 1 | 0 |
| Sabo 3b | 5 | 0 | 3 | 0 |
| Oliver c | 5 | 1 | 2 | 1 |
| Duncan 2b | 3 | 0 | 0 | 0 |
| Jackson p | 1 | 0 | 0 | 0 |
| Scudder p | 0 | 0 | 0 | 0 |
| Oester ph | 1 | 0 | 1 | 1 |
| Armstrong p | 0 | 0 | 0 | 0 |
| Winningham ph | 1 | 0 | 0 | 0 |
| Charlton p | 0 | 0 | 0 | 0 |
| Benzyer 1b | 1 | 0 | 0 | 0 |
| Totals | 40 | 5 | 14 | 5 |

One out when winning run scored
Oakland 103 000 000 0 410 2
Cincinnati 200 100 010 1 514 2

E — Jackson, Oliver, Hassey, McGwire.
DP — Cincinnati 1. **LOB** — Oakland 10, Cincinnati 10. **2B** — Larkin, Hatcher 2, Oliver. **3B** — Hatcher. **HR** — Canseco. **SB** — R. Henderson. **SH** — Lansford, Welch. **SF** — Hassey.

| Oakland | ip | h | r | er | bb | so |
|-------------------|-----------|----------|----------|-----------|-----------|-----------|
| Welch | 7.1 | 9 | 4 | 4 | 2 | 2 |
| Honeycutt | 1.2 | 2 | 0 | 0 | 1 | 0 |
| Eckersley (L) | 0.1 | 3 | 1 | 1 | 0 | 0 |
| Cincinnati | ip | h | r | er | bb | so |
| Jackson | 2.2 | 6 | 4 | 3 | 2 | 0 |
| Scudder | 1.1 | 0 | 0 | 0 | 2 | 2 |
| Armstrong | 3.0 | 1 | 0 | 0 | 0 | 3 |
| Charlton | 1.0 | 1 | 0 | 0 | 0 | 0 |
| Dibble (W) | 2.0 | 2 | 0 | 0 | 0 | 2 |

T — 3:31. **A** — 55,832
Umpires — Roe, Quick, Hendry, Marsh, Barnett and Pulli.

| Cincinnati | ab | r | h | bi |
|---------------|-----------|----------|-----------|----------|
| Larkin ss | 5 | 0 | 2 | 1 |
| Hatcher cf | 5 | 1 | 2 | 0 |
| O'Neill rf | 3 | 1 | 1 | 0 |
| Davis lf | 5 | 1 | 2 | 1 |
| Morris dh | 4 | 0 | 0 | 1 |
| Sabo 3b | 4 | 2 | 2 | 3 |
| Benzyer 1b | 5 | 1 | 2 | 0 |
| Oliver c | 5 | 1 | 2 | 1 |
| Duncan 2b | 4 | 1 | 1 | 1 |
| Totals | 40 | 8 | 14 | 8 |

| Oakland | ab | r | h | bi |
|-----------------|-----------|----------|----------|----------|
| R. Henderson lf | 3 | 1 | 1 | 1 |
| Lansford 3b | 3 | 0 | 0 | 0 |
| Canseco rf | 4 | 0 | 0 | 0 |
| D. Henderson cf | 4 | 1 | 1 | 0 |
| Baines dh | 4 | 1 | 1 | 2 |
| McGwire 1b | 4 | 0 | 1 | 0 |
| Steinbach c | 4 | 0 | 0 | 0 |
| Randolph 2b | 4 | 0 | 3 | 0 |
| Gallego ss | 2 | 0 | 0 | 0 |
| McGee ph | 1 | 0 | 0 | 0 |
| Bordick ss | 0 | 0 | 0 | 0 |
| Blankenship ph | 1 | 0 | 0 | 0 |
| Totals | 34 | 3 | 7 | 3 |

| | | | | | | |
|------------|-----|-----|-----|---|----|---|
| Cincinnati | 017 | 000 | 000 | 8 | 14 | 1 |
| Oakland | 021 | 000 | 000 | 3 | 7 | 1 |

E — McGwire, Oliver. **DP** — Oakland 2. **LOB** — Cincinnati 9, Oakland 6. **2B** — D. Henderson, Oliver. **3B** — Larkin. **HR** — Sabo 2, Baines, R. Henderson. **SB** — Duncan, O'Neill, R. Henderson, Randolph.

| Cincinnati | ip | h | r | er | bb | so |
|----------------|-----------|----------|----------|-----------|-----------|-----------|
| Browning (W) | 6.0 | 6 | 3 | 3 | 2 | 2 |
| Dibble | 1.2 | 0 | 0 | 0 | 0 | 2 |
| Myers | 1.1 | 1 | 0 | 0 | 0 | 1 |
| Oakland | ip | h | r | er | bb | so |
| Moore (L) | 2.2 | 8 | 6 | 2 | 0 | 1 |
| Sanderson | 0.2 | 3 | 2 | 2 | 1 | 0 |
| Klink | 0.0 | 0 | 0 | 0 | 1 | 0 |
| Nelson | 3.2 | 1 | 0 | 0 | 1 | 0 |
| Burns | 1.0 | 1 | 0 | 0 | 1 | 0 |
| Young | 1.0 | 1 | 0 | 0 | 0 | 0 |

Klink pitched to one batter in fourth. Browning pitched to one batter in seventh.

WP — Sanderson, Burns.
T — 3:01. **A** — 48,269.
Umpires — Quick, Hendry, Marsh, Frommington, Pulli and Roe.

Game 4 — October 20
Cincinnati 2, Oakland 1

| Cincinnati | ab | r | h | bi |
|-------------------|-----------|----------|----------|-----------|
| Larkin ss | 3 | 1 | 1 | 0 |
| Hatcher cf | 0 | 0 | 0 | 0 |
| Winningham cf | 3 | 1 | 2 | 0 |
| O'Neill rf | 3 | 0 | 0 | 0 |
| Davis lf | 0 | 0 | 0 | 0 |
| Braggs ph-lf | 3 | 0 | 0 | 1 |
| Morris dh | 3 | 0 | 0 | 1 |
| Sabo 3b | 4 | 0 | 3 | 0 |
| Benzinger 1b | 4 | 0 | 0 | 0 |
| Oliver c | 4 | 0 | 1 | 0 |
| Duncan 2b | 4 | 0 | 0 | 0 |
| Totals | 31 | 2 | 7 | 2 |

| Oakland | ab | r | h | bi |
|-----------------|-----------|----------|----------|-----------|
| R. Henderson lf | 3 | 0 | 0 | 0 |
| McGee rf | 4 | 1 | 1 | 0 |
| D. Henderson cf | 4 | 0 | 0 | 0 |
| Baines dh | 2 | 0 | 0 | 0 |
| Canseco ph | 1 | 0 | 0 | 0 |
| Lansford 3b | 4 | 0 | 1 | 1 |
| Quirk c | 3 | 0 | 0 | 0 |
| McGwire 1b | 3 | 0 | 0 | 0 |
| Randolph 2b | 3 | 0 | 0 | 0 |
| Gallego ss | 1 | 0 | 0 | 0 |
| Hassey ph | 1 | 0 | 0 | 0 |
| Bordick ss | 0 | 0 | 0 | 0 |
| Totals | 29 | 1 | 2 | 1 |

| | | | | | | |
|------------|-----|-----|-----|---|---|---|
| Cincinnati | 000 | 000 | 020 | 2 | 7 | 1 |
| Oakland | 100 | 000 | 000 | 1 | 2 | 1 |

E – Oliver, Stewart. **DP** – Oakland 1.
LOB – Cincinnati 7, Oakland 4. **2B** –
 McGee, Oliver, Sabo. **SB** – Gallego, R.
 Henderson. **SH** – O'Neill. **SF** – Morris.

| Cincinnati | ip | h | r | er | bb | so |
|-------------------|-----------|----------|----------|-----------|-----------|-----------|
| Rijo (W) | 8.1 | 2 | 1 | 1 | 3 | 9 |
| Myers (S) | 0.2 | 0 | 0 | 0 | 0 | 0 |
| Oakland | ip | h | r | er | bb | so |
| Stewart (L) | 9.0 | 7 | 2 | 1 | 2 | 2 |

HBP – by Stewart (Hatcher).

T – 2:48. **A** – 48,613.

Umpires – Hendry, Marsh, Froemming,
 Pulli, Roe and Quick.

1992 ALCS

The A's return to the ALCS for the fourth time in the last five years, but lose for the first time during that stretch as Toronto wins the series, 4-2. The A's hit .251 as a team led by Harold Baines (.440) and Jerry Browne (.400). Ruben Sierra leads Oakland with seven RBI. Dave Stewart has one of the A's two wins and posts a 2.70 ERA.

The A's open the series with a 4-3 win in Game 1 at Toronto as Harold Baines breaks a 3-3 tie with a ninth inning home run. Oakland scores three in the first on home runs by Mark McGwire and Terry Steinbach but Dave Stewart allows single runs in the fifth, sixth and eighth innings. Toronto comes back to win Game 2, 3-1 as David Cone shuts out the A's over the first eight innings before Baines has a RBI single in the ninth. Mike Moore allows three runs in seven innings for the loss. The Blue Jays win the first game in Oakland, 7-5 as Juan Guzman defeats Ron Darling. The A's collect 13 hits but strand 11 runners. Toronto then goes up 3-1 in the series with a 7-6, 11 inning win in Game 4. The A's score five times in the third and lead 6-1 entering the eighth. The Blue Jays score three times in the eighth and then tie the game on a two-run home run by Roberto Alomar off Dennis Eckersley in the ninth. A Pat Borders sacrifice fly off Kelly Downs in the 11th is the game winner. Dave Stewart keeps the A's alive with a complete game seven hitter as Oakland wins Game 5, 6-2. Jerry Browne provides the offense with four hits and two RBI and Ruben Sierra adds three RBI. The series returns to Toronto for Game 6 and the Blue Jays clinch the A.L. Pennant with a 9-2 win. Mike Moore takes the loss, allowing six runs on seven hits in 2 2/3 innings.

FINAL STATISTICS

| PLAYER | AVG | G | AB | R | H | TB | 2B | 3B | HR | RBI | SH | SF | HP | BB | IBB | SO | SB | CS | DP | E | SLG | OBP |
|---------------|-------------|----------|------------|-----------|-----------|-----------|----------|----------|----------|-----------|----------|----------|----------|-----------|----------|-----------|-----------|----------|----------|----------|-------------|-------------|
| Baines | .440 | 6 | 25 | 6 | 11 | 16 | 2 | 0 | 1 | 4 | 1 | 0 | 0 | 0 | 0 | 3 | 0 | 0 | 1 | 0 | .640 | .440 |
| Blankenship | .231 | 5 | 13 | 2 | 3 | 3 | 0 | 0 | 0 | 0 | 0 | 0 | 0 | 3 | 0 | 4 | 1 | 0 | 0 | 2 | .231 | .375 |
| Bordick | .053 | 6 | 19 | 1 | 1 | 1 | 0 | 0 | 0 | 0 | 0 | 0 | 0 | 1 | 0 | 2 | 1 | 0 | 1 | 0 | .053 | .100 |
| Browne | .400 | 4 | 10 | 3 | 4 | 4 | 0 | 0 | 0 | 2 | 1 | 0 | 0 | 2 | 0 | 0 | 0 | 0 | 0 | 0 | .400 | .500 |
| Fox | .000 | 4 | 1 | 0 | 0 | 0 | 0 | 0 | 0 | 0 | 0 | 0 | 0 | 1 | 0 | 0 | 2 | 0 | 0 | 0 | .000 | .500 |
| Henderson | .261 | 6 | 23 | 5 | 6 | 6 | 0 | 0 | 0 | 1 | 0 | 0 | 0 | 4 | 0 | 4 | 2 | 0 | 0 | 0 | .261 | .370 |
| Lansford | .167 | 5 | 18 | 0 | 3 | 3 | 0 | 0 | 0 | 1 | 0 | 0 | 0 | 1 | 0 | 1 | 0 | 0 | 1 | 1 | .167 | .211 |
| McGwire | .150 | 6 | 20 | 1 | 3 | 6 | 0 | 0 | 1 | 3 | 1 | 0 | 1 | 5 | 2 | 4 | 0 | 0 | 0 | 1 | .300 | .346 |
| Quirk | .000 | 1 | 1 | 0 | 0 | 0 | 0 | 0 | 0 | 0 | 0 | 0 | 0 | 0 | 0 | 0 | 0 | 0 | 0 | 0 | .000 | .000 |
| Ready | .000 | 1 | 1 | 0 | 0 | 0 | 0 | 0 | 0 | 0 | 0 | 0 | 0 | 0 | 0 | 1 | 0 | 0 | 0 | 0 | .000 | .000 |
| Sierra | .333 | 6 | 24 | 4 | 8 | 15 | 2 | 1 | 1 | 7 | 0 | 2 | 0 | 2 | 0 | 1 | 1 | 2 | 1 | 0 | .625 | .357 |
| Steinbach | .292 | 6 | 24 | 1 | 7 | 10 | 0 | 0 | 1 | 5 | 0 | 0 | 0 | 2 | 0 | 7 | 0 | 0 | 1 | 0 | .417 | .346 |
| Weiss | .167 | 3 | 6 | 1 | 1 | 1 | 0 | 0 | 0 | 0 | 0 | 0 | 0 | 2 | 0 | 1 | 2 | 0 | 0 | 0 | .167 | .375 |
| Wilson | .227 | 6 | 22 | 0 | 5 | 6 | 1 | 0 | 0 | 0 | 0 | 0 | 0 | 1 | 0 | 5 | 7 | 0 | 0 | 0 | .273 | .261 |
| Totals | .251 | 6 | 207 | 24 | 52 | 71 | 5 | 1 | 4 | 23 | 3 | 2 | 1 | 24 | 2 | 33 | 16 | 2 | 5 | 7 | .343 | .329 |

| PITCHER | W | L | ERA | G | GS | CG | GF | SHO | SV | IP | H | R | ER | HR | HB | BB | IBB | SO | WP | BK | AVG |
|---------------|----------|----------|-------------|----------|----------|----------|----------|----------|----------|-------------|-----------|-----------|-----------|-----------|----------|-----------|----------|-----------|----------|----------|-------------|
| Corsi | 0 | 0 | 0.00 | 3 | 0 | 0 | 0 | 0 | 0 | 2.0 | 2 | 0 | 0 | 0 | 0 | 3 | 0 | 0 | 0 | 0 | .286 |
| Darling | 0 | 1 | 3.00 | 1 | 1 | 0 | 0 | 0 | 0 | 6.0 | 4 | 3 | 2 | 2 | 0 | 2 | 0 | 3 | 2 | 0 | .200 |
| Downs | 0 | 1 | 3.86 | 2 | 0 | 0 | 1 | 0 | 0 | 2.1 | 3 | 3 | 1 | 0 | 0 | 1 | 0 | 0 | 0 | 0 | .300 |
| Eckersley | 0 | 0 | 6.00 | 3 | 0 | 0 | 2 | 0 | 1 | 3.0 | 8 | 2 | 2 | 1 | 0 | 0 | 0 | 2 | 0 | 0 | .471 |
| Honeycutt | 0 | 0 | 0.00 | 2 | 0 | 0 | 0 | 0 | 0 | 2.0 | 0 | 0 | 0 | 0 | 0 | 0 | 0 | 1 | 0 | 0 | .000 |
| Moore | 0 | 2 | 7.45 | 2 | 2 | 0 | 0 | 0 | 0 | 9.2 | 11 | 9 | 8 | 3 | 0 | 5 | 1 | 7 | 0 | 0 | .282 |
| Parrett | 0 | 0 | 11.57 | 3 | 0 | 0 | 1 | 0 | 0 | 2.1 | 6 | 3 | 3 | 0 | 0 | 0 | 0 | 1 | 0 | 0 | .600 |
| Russell | 1 | 0 | 9.00 | 3 | 0 | 0 | 0 | 0 | 0 | 2.0 | 2 | 2 | 2 | 0 | 0 | 4 | 0 | 0 | 1 | 0 | .222 |
| Stewart | 1 | 0 | 2.70 | 2 | 2 | 1 | 0 | 0 | 0 | 16.2 | 14 | 5 | 5 | 3 | 0 | 6 | 0 | 7 | 0 | 0 | .233 |
| Welch | 0 | 0 | 2.57 | 1 | 1 | 0 | 0 | 0 | 0 | 7.0 | 7 | 2 | 2 | 1 | 0 | 1 | 0 | 7 | 0 | 0 | .250 |
| Witt | 0 | 0 | 18.00 | 1 | 0 | 0 | 1 | 0 | 0 | 1.0 | 2 | 2 | 2 | 0 | 0 | 1 | 0 | 1 | 0 | 0 | .500 |
| Totals | 2 | 4 | 4.50 | 6 | 6 | 1 | 5 | 0 | 1 | 54.0 | 59 | 31 | 27 | 10 | 0 | 23 | 1 | 29 | 3 | 0 | .281 |

HISTORY

Game 1 — October 7
Oakland 4, Toronto 3

Game 2 — October 8
Toronto 3, Oakland 1

Game 3 — October 10
Toronto 7, Oakland 5

| Oakland | ab | r | h | bi |
|----------------|-----------|----------|----------|----------|
| Henderson lf | 2 | 0 | 0 | 0 |
| Lansford 3b | 4 | 0 | 0 | 0 |
| Sierra rf | 4 | 0 | 0 | 0 |
| Baines dh | 4 | 2 | 3 | 1 |
| McGwire 1b | 3 | 1 | 1 | 2 |
| Steinbach c | 4 | 1 | 1 | 1 |
| Wilson cf | 4 | 0 | 1 | 0 |
| Bordick ss | 4 | 0 | 0 | 0 |
| Blankenship 2b | 2 | 0 | 0 | 0 |
| Totals | 31 | 4 | 6 | 4 |

| Oakland | ab | r | h | bi |
|---------------|-----------|----------|----------|----------|
| Henderson lf | 4 | 0 | 0 | 0 |
| Lansford 3b | 4 | 0 | 0 | 0 |
| Sierra rf | 3 | 1 | 1 | 0 |
| Baines dh | 4 | 0 | 2 | 1 |
| Fox pr-dh | 0 | 0 | 0 | 0 |
| McGwire 1b | 4 | 0 | 0 | 0 |
| Steinbach c | 4 | 0 | 1 | 0 |
| Wilson cf | 4 | 0 | 1 | 0 |
| Bordick 2b | 2 | 0 | 0 | 0 |
| Weiss ss | 2 | 0 | 1 | 0 |
| Totals | 31 | 1 | 6 | 1 |

| Toronto | ab | r | h | bi |
|---------------|-----------|----------|----------|----------|
| White cf | 3 | 0 | 1 | 0 |
| Alomar 2b | 5 | 1 | 1 | 1 |
| Carter rf | 5 | 0 | 1 | 0 |
| Winfield dh | 4 | 2 | 1 | 1 |
| Olerud 1b | 5 | 1 | 1 | 0 |
| Maldonado lf | 3 | 1 | 2 | 2 |
| Gruber 3b | 4 | 0 | 0 | 0 |
| Borders c | 4 | 1 | 1 | 0 |
| Lee ss | 3 | 1 | 1 | 2 |
| Totals | 36 | 7 | 9 | 6 |

| Toronto | ab | r | h | bi |
|---------------|-----------|----------|----------|----------|
| White cf | 3 | 0 | 1 | 0 |
| Alomar 2b | 4 | 0 | 1 | 0 |
| Carter rf-1b | 4 | 0 | 1 | 0 |
| Winfield dh | 4 | 2 | 2 | 1 |
| Olerud 1b | 3 | 0 | 1 | 1 |
| Bell pr-rf | 0 | 0 | 0 | 0 |
| Maldonado lf | 4 | 0 | 0 | 0 |
| Gruber 3b | 4 | 0 | 0 | 0 |
| Borders c | 4 | 1 | 1 | 1 |
| Lee ss | 3 | 0 | 1 | 0 |
| Sprague ph | 1 | 0 | 1 | 0 |
| Griffin pr | 0 | 0 | 0 | 0 |
| Totals | 34 | 3 | 9 | 3 |

| Toronto | ab | r | h | bi |
|---------------|-----------|----------|----------|----------|
| White cf | 3 | 0 | 0 | 0 |
| Alomar 2b | 3 | 0 | 1 | 0 |
| Carter rf | 3 | 0 | 0 | 0 |
| Winfield dh | 3 | 0 | 0 | 0 |
| Olerud 1b | 3 | 0 | 0 | 0 |
| Maldonado lf | 2 | 1 | 0 | 0 |
| Gruber 3b | 3 | 2 | 2 | 2 |
| Borders c | 3 | 0 | 1 | 0 |
| Lee ss | 2 | 0 | 0 | 1 |
| Totals | 25 | 3 | 4 | 3 |

| Oakland | ab | r | h | bi |
|-------------------|-----------|----------|-----------|----------|
| Henderson lf | 4 | 1 | 1 | 0 |
| Lansford 3b | 5 | 0 | 1 | 0 |
| Sierra rf | 4 | 1 | 2 | 2 |
| Baines dh | 5 | 2 | 2 | 1 |
| McGwire 1b | 4 | 0 | 1 | 0 |
| Steinbach c | 4 | 0 | 3 | 2 |
| Wilson cf | 4 | 0 | 2 | 0 |
| Bordick 2b | 2 | 0 | 0 | 0 |
| Browne ph | 0 | 0 | 0 | 0 |
| Blankenship pr-2b | 1 | 0 | 1 | 0 |
| Weiss ss | 4 | 1 | 0 | 0 |
| Totals | 37 | 5 | 13 | 5 |

| | | | | | | |
|---------|-----|-----|-----|---|---|---|
| Oakland | 030 | 000 | 001 | 4 | 6 | 1 |
| Toronto | 000 | 011 | 010 | 3 | 9 | 0 |

| | | | | | | |
|---------|-----|-----|-----|---|---|---|
| Oakland | 000 | 000 | 001 | 1 | 6 | 0 |
| Toronto | 000 | 020 | 10x | 3 | 4 | 0 |

| | | | | | | |
|---------|-----|-----|-----|---|----|---|
| Toronto | 010 | 110 | 211 | 7 | 9 | 1 |
| Oakland | 000 | 200 | 210 | 5 | 13 | 3 |

E – Henderson. **DP** – Oakland 2, Toronto 2. **LOB** – Oakland 4, Toronto 7. **2B** – Winfield. **HR** – McGwire, Steinbach, Borders, Winfield, Baines. **SB** – Wilson, Alomar.

DP – Oakland 1, Toronto 1. **LOB** – Oakland 6, Toronto 4. **2B** – Wilson, Gruber. **3B** – Sierra. **HR** – Gruber. **SB** – Wilson 3, Weiss 2, Bordick, Alomar, Carter. **CS** – White, Sierra. **SF** – Lee.

E – Lee, Lansford, Blankenship 2. **DP** – Toronto 2, Oakland 1. **LOB** – Toronto 7, Oakland 11. **2B** – White, Sierra. **3B** – Lee. **HR** – Alomar, Maldonado. **SB** – Carter, Wilson 2, Henderson. **CS** – Maldonado, White. **SF** – Sierra.

| Oakland | ip | h | r | er | bb | so |
|----------------|-----------|----------|----------|-----------|-----------|-----------|
| Stewart | 7.2 | 7 | 3 | 3 | 3 | 2 |
| Russell (W) | 0.1 | 1 | 0 | 0 | 0 | 0 |
| Eckersley (S) | 1.0 | 1 | 0 | 0 | 0 | 0 |
| Toronto | ip | h | r | er | bb | so |
| Morris (L) | 9.0 | 6 | 4 | 4 | 4 | 4 |

| Oakland | ip | h | r | er | bb | so |
|----------------|-----------|----------|----------|-----------|-----------|-----------|
| Moore (L) | 7.0 | 4 | 3 | 3 | 4 | 3 |
| Corsi | 0.2 | 0 | 0 | 0 | 1 | 0 |
| Parrett | 0.1 | 0 | 0 | 0 | 0 | 0 |
| Toronto | ip | h | r | er | bb | so |
| Cone (W) | 8.0 | 5 | 1 | 1 | 3 | 6 |
| Henke (S) | 1.0 | 1 | 0 | 0 | 0 | 1 |

| Toronto | ip | h | r | er | bb | so |
|----------------|-----------|----------|----------|-----------|-----------|-----------|
| Guzman (W) | 6.0 | 7 | 2 | 2 | 3 | 3 |
| Ward | 1.0 | 3 | 2 | 2 | 1 | 1 |
| Timlin | 0.1 | 2 | 1 | 1 | 0 | 0 |
| Henke (S) | 1.2 | 1 | 0 | 0 | 0 | 0 |
| Oakland | ip | h | r | er | bb | so |
| Darling (L) | 6.0 | 4 | 3 | 2 | 2 | 3 |
| Downs | 1.0 | 2 | 2 | 0 | 0 | 0 |
| Corsi | 0.1 | 0 | 0 | 0 | 0 | 0 |
| Russell | 0.2 | 1 | 2 | 2 | 3 | 0 |
| Honeycutt | 0.2 | 0 | 0 | 0 | 0 | 0 |
| Eckersley | 0.1 | 2 | 0 | 0 | 0 | 1 |

WP – Morris.
T – 2:47. **A** – 51,039
Umpires – Denkinger, Young, Clark, Merrill, Brinkman and Coble

T – 2:58. **A** – 51,114
Umpires – Young, Clark, Merrill, Brinkman, Coble and Denkinger

Russell pitched to one batter in the ninth.
HBP – by Guzman (McGwire). **WP** – Darling 2, Russell
T – 3:40. **A** – 46,911
Umpires – Clark, Merrill, Brinkman, Coble, Denkinger and Young

Game 4 — October 11
Toronto 7, Oakland 6 (11)

Game 5 — October 12
Oakland 6, Toronto 2

Game 6 — October 14
Toronto 9, Oakland 2

| Toronto | ab | r | h | bi |
|---------------|-----------|----------|-----------|----------|
| White cf | 6 | 1 | 2 | 0 |
| Alomar 2b | 5 | 2 | 4 | 2 |
| Carter rf-1b | 6 | 1 | 2 | 1 |
| Winfield dh | 6 | 1 | 1 | 0 |
| Olerud 1b | 5 | 1 | 4 | 2 |
| Bell pr-rf | 0 | 1 | 0 | 0 |
| Maldonado lf | 5 | 0 | 2 | 1 |
| Gruber 3b | 5 | 0 | 0 | 0 |
| Borders c | 5 | 0 | 1 | 1 |
| Lee ss | 3 | 0 | 1 | 0 |
| Sprague ph | 1 | 0 | 0 | 0 |
| Griffin ss | 2 | 0 | 0 | 0 |
| Totals | 49 | 7 | 17 | 7 |

| Oakland | ab | r | h | bi |
|----------------|-----------|----------|-----------|----------|
| Henderson lf | 6 | 2 | 3 | 1 |
| Browne cf | 2 | 1 | 0 | 0 |
| Wilson cf | 2 | 0 | 0 | 0 |
| Sierra rf | 4 | 0 | 2 | 2 |
| Baines dh | 5 | 1 | 2 | 1 |
| Fox pr-dh | 1 | 0 | 0 | 0 |
| McGwire 1b | 4 | 0 | 0 | 0 |
| Steinbach c | 4 | 0 | 0 | 1 |
| Lansford 3b | 5 | 0 | 2 | 1 |
| Bordick ss | 5 | 1 | 1 | 0 |
| Blankenship 2b | 4 | 1 | 2 | 0 |
| Totals | 42 | 6 | 12 | 6 |

| | | | | | | |
|---------|-----|-----|-----|----|-----|---|
| Toronto | 010 | 000 | 032 | 01 | 717 | 4 |
| Oakland | 005 | 001 | 000 | 00 | 612 | 2 |

E – Lee 2, Borders, White, McGwire, Henderson. **DP** – Toronto 2. **LOB** – Toronto 14, Oakland 11. **2B** – Alomar, Olerud, Sierra, Baines. **HR** – Olerud, Alomar. **SB** – Alomar, Blankenship, Henderson, Fox. **SH** – Browne, McGwire. **SF** – Borders, Sierra.

| Toronto | ip | h | r | er | bb | so |
|----------------|-----------|----------|----------|-----------|-----------|-----------|
| Morris | 3.1 | 5 | 5 | 5 | 5 | 2 |
| Stottlemire | 3.2 | 3 | 1 | 1 | 0 | 1 |
| Timlin | 1.0 | 2 | 0 | 0 | 0 | 1 |
| Ward (W) | 2.0 | 1 | 0 | 0 | 0 | 0 |
| Henke (S) | 1.0 | 1 | 0 | 0 | 0 | 0 |
| Oakland | ip | h | r | er | bb | so |
| Welch | 7.0 | 7 | 2 | 2 | 1 | 7 |
| Parrett | 0.0 | 2 | 2 | 2 | 0 | 0 |
| Eckersley | 1.2 | 5 | 2 | 2 | 0 | 1 |
| Corsi | 1.0 | 2 | 0 | 0 | 2 | 0 |
| Downs (L) | 1.1 | 1 | 1 | 1 | 1 | 0 |

Welch pitched to one batter in the eighth. Parrett pitched to two batters in the eighth.

T – 4:25. A – 47,732

Umpires – Merrill, Brinkman, Coble, Denkinger, Young and Clark.

| Toronto | ab | r | h | bi |
|---------------|-----------|----------|----------|----------|
| White cf | 4 | 0 | 3 | 1 |
| Alomar 2b | 4 | 0 | 1 | 0 |
| Carter rf | 3 | 0 | 0 | 0 |
| Winfield dh | 3 | 1 | 2 | 1 |
| Olerud 1b | 4 | 0 | 0 | 0 |
| Maldonado lf | 4 | 0 | 0 | 0 |
| Gruber 3b | 3 | 1 | 0 | 0 |
| Borders c | 4 | 0 | 1 | 0 |
| Lee ss | 3 | 0 | 0 | 0 |
| Totals | 32 | 2 | 7 | 2 |

| Oakland | ab | r | h | bi |
|----------------|-----------|----------|----------|----------|
| Henderson lf | 3 | 2 | 2 | 0 |
| Fox pr-lf | 0 | 0 | 0 | 0 |
| Browne 3b | 4 | 2 | 4 | 2 |
| Sierra rf | 4 | 1 | 2 | 3 |
| Baines dh | 3 | 0 | 0 | 0 |
| McGwire 1b | 1 | 0 | 0 | 0 |
| Steinbach c | 4 | 0 | 0 | 0 |
| Wilson cf | 4 | 0 | 0 | 0 |
| Bordick ss | 4 | 0 | 0 | 0 |
| Blankenship 2b | 4 | 1 | 0 | 0 |
| Totals | 31 | 6 | 8 | 5 |

| | | | | | | |
|---------|-----|-----|-----|---|---|---|
| Toronto | 000 | 100 | 100 | 2 | 7 | 3 |
| Oakland | 201 | 030 | 00x | 6 | 8 | 0 |

E – Cone, Gruber, Carter. **DP** – Oakland 1. **LOB** – Toronto 6, Oakland 6. **2B** – White. **HR** – Sierra, Winfield. **CS** – Sierra, White. **SH** – Baines.

| Toronto | ip | h | r | er | bb | so |
|----------------|-----------|----------|----------|-----------|-----------|-----------|
| Cone (L) | 4.0 | 6 | 6 | 3 | 2 | 3 |
| Key | 3.0 | 2 | 0 | 0 | 2 | 1 |
| Eichhorn | 1.0 | 0 | 0 | 0 | 0 | 0 |
| Oakland | ip | h | r | er | bb | so |
| Stewart (W) | 9.0 | 7 | 2 | 2 | 3 | 5 |

Cone pitched to four batters in the fifth. **PB** – Borders. T – 2:51. A – 44,955. **Umpires** – Brinkman, Coble, Denkinger, Young, Clark and Merrill.

| Oakland | ab | r | h | bi |
|----------------|-----------|----------|----------|----------|
| Henderson lf | 4 | 0 | 0 | 0 |
| Quirk ph | 1 | 0 | 0 | 0 |
| Browne 3b | 4 | 0 | 0 | 0 |
| Lansford 3b | 0 | 0 | 0 | 0 |
| Sierra rf | 5 | 1 | 1 | 0 |
| Baines dh | 4 | 1 | 2 | 0 |
| McGwire 1b | 4 | 0 | 1 | 1 |
| Steinbach c | 4 | 0 | 2 | 1 |
| Wilson cf | 4 | 0 | 1 | 0 |
| Bordick ss | 2 | 0 | 0 | 0 |
| Fox ph | 0 | 0 | 0 | 0 |
| Weiss ss | 0 | 0 | 0 | 0 |
| Blankenship 2b | 2 | 0 | 0 | 0 |
| Ready ph | 1 | 0 | 0 | 0 |
| Totals | 35 | 2 | 7 | 2 |

| Toronto | ab | r | h | bi |
|---------------|-----------|----------|-----------|----------|
| White cf | 4 | 1 | 1 | 1 |
| Alomar 2b | 5 | 1 | 3 | 1 |
| Carter rf | 5 | 1 | 1 | 2 |
| Winfield dh | 4 | 1 | 0 | 0 |
| Olerud 1b | 3 | 2 | 2 | 1 |
| Maldonado lf | 4 | 1 | 2 | 3 |
| Gruber 3b | 3 | 0 | 0 | 0 |
| Borders c | 2 | 1 | 2 | 1 |
| Lee ss | 4 | 1 | 2 | 0 |
| Totals | 34 | 9 | 13 | 9 |

| | | | | | | |
|---------|-----|-----|-----|---|----|---|
| Oakland | 000 | 001 | 010 | 2 | 7 | 1 |
| Toronto | 204 | 010 | 02x | 9 | 13 | 0 |

E – Henderson. **LOB** – Oakland 10, Toronto 7. **2B** – Baines, Olerud, Lee. **HR** – Carter, Maldonado. **SB** – Wilson, Sierra, Fox, Alomar 2. **CS** – White. **SH** – Gruber. **SF** – Borders, White.

| Oakland | ip | h | r | er | bb | so |
|----------------|-----------|----------|----------|-----------|-----------|-----------|
| Moore (L) | 2.2 | 7 | 6 | 5 | 1 | 4 |
| Parrett | 2.0 | 4 | 1 | 1 | 0 | 1 |
| Honeycutt | 1.1 | 0 | 0 | 0 | 0 | 1 |
| Russell | 1.0 | 0 | 0 | 0 | 1 | 0 |
| Witt | 1.0 | 2 | 2 | 2 | 1 | 1 |
| Toronto | ip | h | r | er | bb | so |
| Guzman (W) | 7.0 | 5 | 1 | 1 | 2 | 8 |
| Ward | 1.0 | 2 | 1 | 1 | 0 | 1 |
| Henke | 1.0 | 0 | 0 | 0 | 2 | 1 |

PB – Borders 2. T – 3:15. A – 51,335. **Umpires** – Coble, Denkinger, Young, Clark, Merrill and Brinkman.

HISTORY

2000 ALDS

The A's return to post season play for the first time since 1992 and take the eventual World Champion New York Yankees to five games before losing the series, 3-2. The A's outscore New York 23-19, thanks to an 11-1 win in Game 4. Oakland hits .263 as a team led by Ramon Hernandez (.375). The pitching staff compiles a 3.48 ERA led by Jim Mecir who tossed 5 1/3 shutout innings in retiring 16 of the 17 hitters he faces.

The A's open the series with a 5-3 win in Oakland as Ramon Hernandez has a RBI double in the sixth inning to break a 3-3 tie. Trailing 2-0 after four innings, the A's score three times in the fifth, beginning with a Hernandez RBI single. Gil Heredia allows three runs in six innings for the win. The Yankees come back to win Game 2 as Andy Pettitte and Mariano Rivera combine to shutout the A's on six hits. The series moves to New York for Game 3 and the Yankees win their second straight with a 4-2 victory. Tim Hudson goes the distance for the A's but Orlando Hernandez and Rivera combine to limit the A's to two runs on four hits, including a Terrence Long home run. Facing elimination in Game 4, Barry Zito allows one run in 5 2/3 innings to pick up the victory in the A's 11-1 win. Olmedo Saenz hits a three-run home run in the first inning and Ben Grieve adds a two-run single in the A's three-run sixth. Oakland adds another run in the eighth and four more in the ninth, including a two-run double by Eric Chavez. The series returns to Oakland for Game 5 but the Yankees score six times in the first inning off Gil Heredia for a 7-5 win. The A's score twice in the second, once in the third and two more times in the fourth but are shutout on three hits over the final five innings.

FINAL STATISTICS

| PLAYER | AVG | G | AB | R | H | TB | 2B | 3B | HR | RBI | SH | SF | HP | BB | IBB | SO | SB | CS | DP | E | SLG | OBP |
|---------------|-------------|----------|------------|-----------|-----------|-----------|----------|----------|----------|-----------|----------|----------|----------|-----------|----------|-----------|----------|----------|----------|----------|-------------|-------------|
| Chavez | .333 | 5 | 21 | 4 | 7 | 10 | 3 | 0 | 0 | 4 | 0 | 0 | 0 | 0 | 0 | 5 | 0 | 0 | 1 | 0 | .476 | .333 |
| Christenson | .500 | 2 | 2 | 0 | 1 | 1 | 0 | 0 | 0 | 1 | 0 | 0 | 0 | 0 | 0 | 1 | 0 | 0 | 0 | 0 | .500 | .500 |
| Fasano | — | 1 | 0 | 0 | 0 | 0 | 0 | 0 | 0 | 0 | 0 | 0 | 0 | 0 | 0 | 0 | 0 | 0 | 0 | 0 | — | — |
| Giambi, Ja. | .286 | 5 | 14 | 2 | 4 | 4 | 0 | 0 | 0 | 1 | 0 | 1 | 0 | 7 | 1 | 2 | 1 | 0 | 0 | 1 | .286 | .500 |
| Giambi, Je. | .333 | 4 | 9 | 1 | 3 | 3 | 0 | 0 | 0 | 1 | 0 | 0 | 0 | 2 | 0 | 2 | 0 | 0 | 0 | 0 | .333 | .455 |
| Grieve | .118 | 5 | 17 | 1 | 2 | 2 | 0 | 0 | 0 | 2 | 0 | 0 | 0 | 3 | 0 | 7 | 0 | 0 | 2 | 0 | .118 | .250 |
| Hernandez | .375 | 5 | 16 | 3 | 6 | 8 | 2 | 0 | 0 | 3 | 1 | 0 | 1 | 0 | 0 | 3 | 0 | 0 | 0 | 1 | .500 | .412 |
| Long | .158 | 5 | 19 | 2 | 3 | 6 | 0 | 0 | 1 | 1 | 0 | 0 | 0 | 3 | 0 | 2 | 0 | 0 | 2 | 1 | .316 | .273 |
| Menechino | — | 1 | 0 | 0 | 0 | 0 | 0 | 0 | 0 | 0 | 0 | 0 | 0 | 0 | 0 | 0 | 0 | 0 | 0 | 0 | — | — |
| Piatt | .167 | 3 | 6 | 2 | 1 | 1 | 0 | 0 | 0 | 0 | 0 | 0 | 0 | 0 | 0 | 1 | 0 | 0 | 0 | 0 | .167 | .167 |
| Porter | 1.000 | 2 | 1 | 0 | 1 | 1 | 0 | 0 | 0 | 1 | 0 | 0 | 0 | 0 | 0 | 0 | 0 | 0 | 0 | 0 | 1.000 | 1.000 |
| Saenz | .231 | 4 | 13 | 1 | 3 | 6 | 0 | 0 | 1 | 4 | 0 | 1 | 1 | 0 | 0 | 2 | 0 | 0 | 1 | 0 | .462 | .267 |
| Stairs | .111 | 3 | 9 | 0 | 1 | 2 | 1 | 0 | 0 | 0 | 0 | 0 | 0 | 0 | 0 | 1 | 0 | 0 | 0 | 0 | .222 | .111 |
| Tejada | .350 | 5 | 20 | 5 | 7 | 9 | 2 | 0 | 0 | 1 | 0 | 0 | 0 | 2 | 0 | 2 | 1 | 0 | 0 | 0 | .450 | .409 |
| Velarde | .250 | 5 | 20 | 2 | 5 | 6 | 1 | 0 | 0 | 3 | 0 | 0 | 0 | 2 | 0 | 3 | 1 | 0 | 0 | 2 | .300 | .318 |
| Totals | .263 | 5 | 167 | 23 | 44 | 59 | 9 | 0 | 2 | 22 | 1 | 2 | 2 | 19 | 1 | 31 | 3 | 0 | 6 | 5 | .353 | .342 |

| PITCHER | W | L | ERA | G | GS | CG | GF | SHO | SV | IP | H | R | ER | HR | HB | BB | IBB | SO | WP | BK | AVG |
|---------------|----------|----------|-------------|----------|----------|----------|----------|----------|----------|-------------|-----------|-----------|-----------|----------|----------|-----------|----------|-----------|----------|----------|-------------|
| Appler | 0 | 1 | 3.48 | 2 | 1 | 0 | 0 | 0 | 0 | 10.1 | 10 | 4 | 4 | 1 | 0 | 6 | 1 | 13 | 0 | 0 | .250 |
| Heredia | 1 | 1 | 12.79 | 2 | 2 | 0 | 0 | 0 | 0 | 6.1 | 11 | 9 | 9 | 0 | 1 | 3 | 0 | 3 | 0 | 0 | .407 |
| Hudson | 0 | 1 | 3.38 | 1 | 1 | 1 | 0 | 0 | 0 | 8.0 | 6 | 4 | 3 | 0 | 0 | 4 | 0 | 5 | 0 | 0 | .194 |
| Isringhausen | 0 | 0 | 0.00 | 2 | 0 | 0 | 2 | 0 | 1 | 2.0 | 1 | 0 | 0 | 0 | 0 | 0 | 0 | 3 | 0 | 0 | .143 |
| Jones | 0 | 0 | 0.00 | 2 | 0 | 0 | 2 | 0 | 0 | 1.1 | 1 | 0 | 0 | 0 | 0 | 0 | 0 | 1 | 0 | 0 | .200 |
| Magnante | 0 | 0 | 0.00 | 2 | 0 | 0 | 0 | 0 | 0 | 3.0 | 1 | 0 | 0 | 0 | 0 | 0 | 0 | 2 | 0 | 0 | .111 |
| Mecir | 0 | 0 | 0.00 | 3 | 0 | 0 | 0 | 0 | 0 | 5.1 | 1 | 0 | 0 | 0 | 0 | 0 | 0 | 2 | 0 | 0 | .059 |
| Tam | 0 | 0 | 0.00 | 3 | 0 | 0 | 0 | 0 | 0 | 2.0 | 3 | 1 | 0 | 0 | 0 | 1 | 1 | 1 | 0 | 0 | .333 |
| Zito | 1 | 0 | 1.59 | 1 | 1 | 0 | 0 | 0 | 0 | 5.2 | 7 | 1 | 1 | 0 | 0 | 2 | 0 | 5 | 0 | 0 | .304 |
| Totals | 2 | 3 | 3.48 | 5 | 5 | 1 | 4 | 0 | 1 | 44.0 | 41 | 19 | 17 | 1 | 1 | 16 | 2 | 35 | 0 | 0 | .244 |

Game 1 — October 3
Oakland 5, New York 3

Game 2 — October 4
New York 4, Oakland 0

Game 3 — October 6
New York 4, Oakland 2

| New York | ab | r | h | bi |
|---------------|-----------|----------|----------|----------|
| Knoblauch dh | 4 | 0 | 1 | 0 |
| Jeter ss | 3 | 0 | 0 | 0 |
| O'Neill rf | 4 | 0 | 0 | 0 |
| Williams cf | 4 | 1 | 2 | 0 |
| Justice lf | 4 | 0 | 0 | 0 |
| Martinez 1b | 3 | 0 | 1 | 1 |
| Posada c | 3 | 1 | 1 | 0 |
| Sojo 2b | 3 | 1 | 1 | 1 |
| Hill ph | 1 | 0 | 0 | 0 |
| Brosius 3b | 4 | 0 | 1 | 1 |
| Totals | 33 | 3 | 7 | 3 |

| Oakland | ab | r | h | bi |
|----------------|-----------|----------|-----------|----------|
| Long cf | 4 | 0 | 1 | 0 |
| Velarde 2b | 3 | 0 | 1 | 1 |
| JaGiambi 1b | 2 | 0 | 1 | 0 |
| Grieve lf | 3 | 0 | 0 | 0 |
| Christenson lf | 0 | 0 | 0 | 0 |
| Tejada ss | 4 | 1 | 1 | 0 |
| Stairs rf | 4 | 0 | 0 | 0 |
| Chavez 3b | 4 | 2 | 3 | 1 |
| JeGiambi dh | 2 | 1 | 1 | 0 |
| Saenz ph-dh | 1 | 0 | 0 | 0 |
| Hernandez c | 4 | 1 | 2 | 2 |
| Totals | 31 | 5 | 10 | 4 |

| | | | | | | |
|----------|-----|-----|-----|---|----|---|
| New York | 020 | 001 | 000 | 3 | 7 | 0 |
| Oakland | 000 | 031 | 01x | 5 | 10 | 2 |

E – Long, Velarde. **DP** – New York 2, Oakland 1. **LOB** – New York 6, Oakland 7. **2B** – Williams, Sojo, Brosius, Hernandez. **SF** – Martinez. **SB** – Velarde, JaGiambi.

| New York | ip | h | r | er | bb | so |
|------------------|-----------|----------|----------|-----------|-----------|-----------|
| Clemens (L) | 6.0 | 7 | 4 | 4 | 4 | 5 |
| Stanton | 1.1 | 3 | 1 | 1 | 1 | 0 |
| Nelson | 0.2 | 0 | 0 | 0 | 0 | 0 |
| Oakland | ip | h | r | er | bb | so |
| Heredia (W) | 6.0 | 7 | 3 | 3 | 1 | 3 |
| Tam | 0.2 | 0 | 0 | 0 | 0 | 1 |
| Mecir | 1.1 | 0 | 0 | 0 | 0 | 1 |
| Isringhausen (S) | 1.0 | 0 | 0 | 0 | 0 | 2 |

HBP – by Heredia (Jeter). **WP** – Clemens, Stanton.
T – 3:16. **A** – 47,360
Umpires – Welke, Meriwether, McClelland, Schrieber, Clark, Nelson.

| New York | ab | r | h | bi |
|----------------|-----------|----------|----------|----------|
| Jeter ss | 5 | 0 | 0 | 0 |
| Posada c | 3 | 0 | 1 | 0 |
| Justice lf | 3 | 0 | 0 | 0 |
| Bellinger lf | 1 | 0 | 1 | 1 |
| Williams cf | 5 | 1 | 2 | 0 |
| Martinez 1b | 4 | 0 | 2 | 0 |
| O'Neill rf | 2 | 1 | 0 | 0 |
| Hill dh | 4 | 1 | 1 | 1 |
| Sojo 2b | 3 | 0 | 1 | 2 |
| Vizcaino pr-2b | 0 | 1 | 0 | 0 |
| Brosius 3b | 3 | 0 | 0 | 0 |
| Totals | 33 | 4 | 8 | 4 |

| Oakland | ab | r | h | bi |
|---------------|-----------|----------|----------|----------|
| Long cf | 4 | 0 | 0 | 0 |
| Velarde 2b | 3 | 0 | 0 | 0 |
| JaGiambi 1b | 4 | 0 | 2 | 0 |
| Saenz dh | 4 | 0 | 0 | 0 |
| Tejada ss | 4 | 0 | 2 | 0 |
| Grieve lf | 4 | 0 | 0 | 0 |
| Piatt rf | 3 | 0 | 0 | 0 |
| Chavez 3b | 3 | 0 | 1 | 0 |
| Hernandez c | 3 | 0 | 1 | 0 |
| Totals | 32 | 0 | 6 | 0 |

| | | | | | | |
|----------|-----|-----|-----|---|---|---|
| New York | 000 | 003 | 001 | 4 | 8 | 1 |
| Oakland | 000 | 000 | 000 | 0 | 6 | 1 |

E – Sojo, JaGiambi. **DP** – New York 2, Oakland 1. **LOB** – New York 9, Oakland 6. **2B** – Posada, Bellinger, Williams, Sojo, Tejada, Chavez, Hernandez. **SH** – Brosius. **CS** – Williams.

| New York | ip | h | r | er | bb | so |
|----------------|-----------|----------|----------|-----------|-----------|-----------|
| Pettitte (W) | 7.2 | 5 | 0 | 0 | 1 | 3 |
| Rivera (S) | 1.1 | 1 | 0 | 0 | 0 | 0 |
| Oakland | ip | h | r | er | bb | so |
| Appier (L) | 6.1 | 6 | 3 | 3 | 5 | 7 |
| Magnante | 1.2 | 1 | 0 | 0 | 0 | 1 |
| Tam | 0.2 | 1 | 1 | 0 | 1 | 0 |
| Jones | 0.1 | 0 | 0 | 0 | 0 | 0 |

T – 3:15. **A** – 47,860
Umpires – Meriwether, McClelland, Schrieber, Clark, Nelson, Welke.

| Oakland | ab | r | h | bi |
|---------------|-----------|----------|----------|----------|
| Long cf | 4 | 1 | 2 | 1 |
| Velarde 2b | 4 | 0 | 0 | 0 |
| JaGiambi 1b | 2 | 0 | 0 | 0 |
| Chavez 3b | 4 | 0 | 0 | 0 |
| Tejada ss | 3 | 1 | 0 | 0 |
| Stairs rf | 4 | 0 | 0 | 0 |
| Grieve lf | 2 | 0 | 0 | 0 |
| JeGiambi dh | 4 | 0 | 1 | 1 |
| Hernandez c | 3 | 0 | 1 | 0 |
| Totals | 30 | 2 | 4 | 2 |

| New York | ab | r | h | bi |
|------------------|-----------|----------|----------|----------|
| Jeter ss | 4 | 0 | 1 | 2 |
| Posada c | 4 | 0 | 0 | 0 |
| Justice lf | 4 | 0 | 1 | 0 |
| Williams cf | 4 | 1 | 1 | 0 |
| Martinez 1b | 3 | 1 | 1 | 0 |
| O'Neill rf | 4 | 1 | 1 | 0 |
| Hill dh | 3 | 0 | 0 | 1 |
| Knoblauch, pr-dh | 0 | 0 | 0 | 0 |
| Sojo 2b | 3 | 1 | 1 | 1 |
| Brosius 3b | 2 | 0 | 0 | 0 |
| Totals | 31 | 4 | 6 | 4 |

| | | | | | | |
|----------|-----|-----|-----|---|---|---|
| Oakland | 010 | 010 | 000 | 2 | 4 | 2 |
| New York | 020 | 100 | 01x | 4 | 6 | 1 |

E – Velarde, Hernandez, Martinez. **DP** – New York 2. **LOB** – Oakland 6, New York 7. **2B** – Williams. **HR** – Long. **CS** – Jeter.

| Oakland | ip | h | r | er | bb | so |
|-----------------|-----------|----------|----------|-----------|-----------|-----------|
| Hudson (L) | 8.0 | 6 | 4 | 3 | 4 | 5 |
| New York | ip | h | r | er | bb | so |
| Hernandez (W) | 7.0 | 4 | 2 | 2 | 5 | 4 |
| Rivera (S) | 2.0 | 0 | 0 | 0 | 0 | 1 |

T – 3:12. **A** – 56,606
Umpires – Reilly, Winters, Reed, Edgings, Reliford, Danley.

Game 4 — October 7
Oakland 11, New York 1

Game 5 — October 8
New York 7, Oakland 5

| Oakland | ab | r | h | bi | New York | ab | r | h | bi |
|----------------------|-----------|-----------|-----------|-----------|----------------|-----------|----------|-----------|-----------|
| Long cf | 4 | 0 | 0 | 0 | Knoblauch dh | 5 | 1 | 2 | 1 |
| Velarde 2b | 5 | 2 | 1 | 0 | Jeter ss | 4 | 1 | 1 | 0 |
| Menechino 2b | 0 | 0 | 0 | 0 | O'Neill rf | 5 | 1 | 2 | 0 |
| JaGiambi 1b | 2 | 2 | 0 | 0 | Williams cf | 4 | 0 | 0 | 1 |
| Saenz dh | 4 | 1 | 2 | 3 | Justice lf | 3 | 2 | 1 | 1 |
| Piatt pr-dh | 0 | 1 | 0 | 0 | Bellinger lf | 0 | 0 | 0 | 0 |
| Chavez 3b | 5 | 2 | 2 | 2 | Martinez 1b | 5 | 1 | 3 | 3 |
| Tejada ss | 4 | 2 | 1 | 1 | Posada c | 4 | 1 | 1 | 0 |
| Grieve lf | 4 | 1 | 2 | 2 | Sojo 2b | 3 | 0 | 0 | 1 |
| Porter rf | 1 | 0 | 1 | 1 | Brosius 3b | 4 | 0 | 2 | 0 |
| Je Giambi rf | 2 | 0 | 1 | 0 | Totals | 37 | 7 | 12 | 7 |
| Christenson pr-lf-rf | 2 | 0 | 1 | 1 | | | | | |
| Hernandez c | 3 | 0 | 0 | 1 | Oakland | ab | r | h | bi |
| Totals | 36 | 11 | 11 | 11 | Long cf | 3 | 1 | 0 | 0 |

| New York | ab | r | h | bi | Oakland | ab | r | h | bi |
|---------------|-----------|----------|----------|----------|----------------|-----------|----------|-----------|----------|
| Jeter ss | 3 | 0 | 2 | 0 | Fasano c | 0 | 0 | 0 | 0 |
| Sojo 2b | 4 | 0 | 0 | 0 | Velarde 2b | 5 | 0 | 3 | 2 |
| O'Neill rf | 4 | 1 | 1 | 0 | JaGiambi 1b | 4 | 0 | 1 | 1 |
| Williams cf | 3 | 0 | 0 | 0 | Saenz dh | 4 | 0 | 1 | 1 |
| Justice lf | 4 | 0 | 2 | 0 | Tejada ss | 5 | 1 | 3 | 0 |
| Hill dh | 4 | 0 | 0 | 0 | Chavez 3b | 5 | 0 | 1 | 1 |
| Posada c | 3 | 0 | 1 | 1 | Piatt rf | 3 | 1 | 1 | 0 |
| Polonia ph | 1 | 0 | 1 | 0 | JeGiambi ph-rf | 1 | 0 | 0 | 0 |
| Martinez 1b | 4 | 0 | 1 | 0 | Grieve lf | 4 | 0 | 0 | 0 |
| Brosius 3b | 4 | 0 | 0 | 0 | Hernandez c | 3 | 2 | 2 | 0 |
| Totals | 34 | 1 | 8 | 1 | Stairs ph | 1 | 0 | 1 | 0 |
| | | | | | Porter pr-cf | 0 | 0 | 0 | 0 |
| | | | | | Totals | 38 | 5 | 13 | 5 |

| | | | | | | | | | | | | | |
|----------|-----|-----|-----|----|----|---|----------|-----|-----|-----|---|----|---|
| Oakland | 300 | 003 | 014 | 11 | 11 | 0 | New York | 600 | 100 | 000 | 7 | 12 | 0 |
| New York | 000 | 001 | 000 | 1 | 8 | 0 | Oakland | 021 | 200 | 000 | 5 | 13 | 0 |

DP – Oakland 1, New York 1. **LOB** – Oakland 7, New York 8. **2B** – Velarde, Chavez, Tejada, Posada. **HR** – Saenz. **SH** – Hernandez. **SB** – Tejada.

LOB – New York 8, Oakland 10. **2B** – O'Neill, Martinez 2, Chavez, Stairs. **HR** – Justice. **SF** – Williams, Sojo, Ja.Giambi, Saenz. **SB** – Knoblauch.

| Oakland | ip | h | r | er | bb | so | New York | ip | h | r | er | bb | so |
|-----------------|-----------|----------|----------|-----------|-----------|-----------|----------------|-----------|----------|----------|-----------|-----------|-----------|
| Zito (W) | 5.2 | 7 | 1 | 1 | 2 | 5 | Pettitte | 3.2 | 10 | 5 | 5 | 2 | 4 |
| Mecir | 1.0 | 0 | 0 | 0 | 0 | 0 | Stanton (W) | 2.0 | 1 | 0 | 0 | 0 | 3 |
| Magnante | 1.1 | 0 | 0 | 0 | 0 | 1 | Nelson | 1.1 | 0 | 0 | 0 | 0 | 2 |
| Jones | 1.0 | 1 | 0 | 0 | 0 | 1 | Hernandez | 0.1 | 1 | 0 | 0 | 0 | 1 |
| New York | ip | h | r | er | bb | so | Rivera (S) | 1.2 | 1 | 0 | 0 | 0 | 1 |
| Clemens (L) | 5.0 | 6 | 6 | 6 | 4 | 5 | Oakland | ip | h | r | er | bb | so |
| Stanton | 1.0 | 1 | 0 | 0 | 0 | 0 | Heredia (L) | 0.1 | 4 | 6 | 6 | 2 | 0 |
| Choate | 1.1 | 0 | 1 | 1 | 1 | 1 | Tam | 0.2 | 2 | 0 | 0 | 0 | 0 |
| Gooden | 1.2 | 4 | 4 | 4 | 1 | 1 | Appier | 4.0 | 4 | 1 | 1 | 1 | 6 |
| | | | | | | | Mecir | 3.0 | 1 | 0 | 0 | 0 | 1 |
| | | | | | | | Isringhausen | 1.0 | 1 | 0 | 0 | 0 | 1 |

HBP – by Gooden (Saenz, Hernandez).
T – 3:42. **A** – 56,915

Umpires – Winters, Reed, Eddings, Reliford, Danley, Reilly.

T – 3:50. **A** – 41,170

Umpires – Reed, Eddings, Reliford, Danley, Reilly, Winters.

2001 ALDS

The A's face New York in the American League Division Series again and lose to the Yankees in five games for the second straight year. The pitching staff compiles a 2.86 ERA, including 0.93 by Tim Hudson. Johnny Damon leads the A's with a .409 batting average and Terrence Long hits two home runs, both in Game 1.

The A's open the series with a 5-3 win for the second consecutive year as Mark Mulder allows a run on seven hits in 6 2/3 innings for the win. Terrence Long becomes the sixth Athletic to homer twice in a post-season game as he leads off the fourth and eighth innings with home runs. Johnny Damon is 4 for 4 with a walk and steals two bases. Tim Hudson combines with Jason Istringhausen for a 2-0, seven-hit shutout in Game 2. Hudson allows six of the hits in eight innings and Ron Gant homers to start the fourth inning. The series returns to Oakland for Game 3 and Mike Mussina and Mariano Rivera combine to shutout the A's on six hits. Jorge Posada homers with one out in the fifth for the only run and Barry Zito takes the loss, despite allowing one run on two hits and one walk in eight innings. Cory Lidle starts Game 4 and allows two unearned runs in the second, two in the third and two of the Yankees three runs in the fourth in a 9-2 loss. Lidle allows six runs on five hits and three walks in 3 1/3 innings. Miguel Tejada has four hits and Jermaine Dye breaks his leg after fouling off a pitch in the third inning. The series returns to Yankee Stadium for Game 5 and New York completes their comeback with a 5-3 win. RBI singles by Jason and Jeremy Giambi in the first and second innings give the A's a 2-0 lead but New York scores two in the second and unearned runs in the third and fourth off Mulder to take the lead for good. Mulder allows four runs on seven hits in 4 1/3 innings for the loss.

FINAL STATISTICS

| PLAYER | AVG | G | AB | R | H | TB | 2B | 3B | HR | RBI | SH | SF | HP | BB | IBB | SO | SB | CS | DP | E | SLG | OBP | |
|---------------|-------------|----------|------------|-----------|-----------|-----------|-----------|----------|----------|-----------|----------|----------|----------|-----------|----------|-----------|----------|----------|----------|----------|-------------|-------------|------|
| Byrnes | .000 | 2 | 2 | 0 | 0 | 0 | 0 | 0 | 0 | 0 | 0 | 0 | 0 | 0 | 0 | 1 | 0 | 0 | 0 | 0 | .000 | .000 | |
| Chavez | .143 | 5 | 21 | 0 | 3 | 4 | 1 | 0 | 0 | 0 | 0 | 0 | 0 | 0 | 0 | 5 | 0 | 0 | 1 | 1 | .190 | .143 | |
| Damon | .409 | 5 | 22 | 3 | 9 | 13 | 2 | 1 | 0 | 0 | 0 | 0 | 0 | 1 | 0 | 1 | 2 | 0 | 0 | 0 | .591 | .435 | |
| Dye | .231 | 4 | 13 | 0 | 3 | 5 | 2 | 0 | 0 | 0 | 0 | 0 | 2 | 0 | 0 | 2 | 0 | 0 | 0 | 0 | .385 | .333 | |
| Gant | .182 | 4 | 11 | 1 | 2 | 5 | 0 | 0 | 1 | 1 | 0 | 0 | 0 | 0 | 0 | 3 | 0 | 0 | 0 | 0 | .455 | .182 | |
| Giambi, Ja. | .353 | 5 | 17 | 2 | 6 | 9 | 0 | 0 | 1 | 4 | 0 | 1 | 0 | 4 | 1 | 2 | 0 | 0 | 1 | 1 | .529 | .455 | |
| Giambi, Je. | .308 | 5 | 13 | 0 | 4 | 5 | 1 | 0 | 0 | 2 | 0 | 0 | 0 | 1 | 0 | 0 | 1 | 0 | 0 | 0 | .385 | .357 | |
| Hernandez | .000 | 5 | 10 | 0 | 0 | 0 | 0 | 0 | 0 | 0 | 0 | 0 | 1 | 1 | 0 | 4 | 0 | 0 | 0 | 0 | .000 | .167 | |
| Long | .389 | 5 | 18 | 3 | 7 | 16 | 3 | 0 | 2 | 3 | 0 | 0 | 0 | 1 | 0 | 2 | 0 | 0 | 0 | 0 | .889 | .421 | |
| Menechino | .083 | 4 | 12 | 2 | 1 | 1 | 0 | 0 | 0 | 0 | 0 | 0 | 0 | 1 | 0 | 4 | 0 | 0 | 0 | 1 | .083 | .154 | |
| Myers | .143 | 3 | 7 | 0 | 1 | 1 | 0 | 0 | 0 | 0 | 0 | 0 | 0 | 0 | 0 | 3 | 0 | 0 | 0 | 1 | .143 | .143 | |
| Saenz | .000 | 3 | 4 | 0 | 0 | 0 | 0 | 0 | 0 | 0 | 0 | 0 | 0 | 0 | 0 | 1 | 0 | 0 | 0 | 0 | .000 | .000 | |
| Santangelo | .333 | 2 | 3 | 0 | 1 | 2 | 1 | 0 | 0 | 0 | 0 | 0 | 1 | 0 | 0 | 0 | 0 | 0 | 0 | 0 | 1 | .667 | .500 |
| Tejada | .286 | 5 | 21 | 1 | 6 | 9 | 3 | 0 | 0 | 1 | 0 | 1 | 1 | 0 | 0 | 3 | 0 | 0 | 0 | 1 | .429 | .304 | |
| Totals | .247 | 5 | 174 | 12 | 43 | 70 | 13 | 1 | 4 | 11 | 0 | 2 | 3 | 11 | 1 | 31 | 3 | 0 | 3 | 6 | .402 | .300 | |

| PITCHER | W | L | ERA | G | GS | CG | GF | SHO | SV | IP | H | R | ER | HR | HB | BB | IBB | SO | WP | BK | AVG |
|---------------|----------|----------|-------------|----------|----------|----------|----------|----------|----------|-------------|-----------|-----------|-----------|----------|----------|-----------|----------|-----------|----------|----------|-------------|
| Bradford | 0 | 0 | 0.00 | 1 | 0 | 0 | 0 | 0 | 0 | 1.0 | 0 | 0 | 0 | 0 | 0 | 0 | 0 | 1 | 0 | 0 | .000 |
| Guthrie | 0 | 0 | 0.00 | 2 | 0 | 0 | 1 | 0 | 0 | 3.0 | 0 | 0 | 0 | 0 | 0 | 0 | 0 | 2 | 0 | 0 | .000 |
| Hiljus | 0 | 0 | 27.00 | 1 | 0 | 0 | 0 | 0 | 0 | 0.1 | 0 | 1 | 1 | 0 | 0 | 2 | 0 | 0 | 0 | 0 | .000 |
| Hudson | 1 | 0 | 0.93 | 2 | 1 | 0 | 0 | 0 | 0 | 9.2 | 8 | 1 | 1 | 1 | 0 | 1 | 0 | 5 | 0 | 0 | .222 |
| Istringhausen | 0 | 0 | 0.00 | 2 | 0 | 0 | 2 | 0 | 2 | 2.0 | 1 | 0 | 0 | 0 | 0 | 1 | 0 | 3 | 0 | 0 | .143 |
| Lidle | 0 | 1 | 10.80 | 1 | 1 | 0 | 0 | 0 | 0 | 3.1 | 5 | 6 | 4 | 0 | 0 | 3 | 0 | 0 | 0 | 0 | .357 |
| Magnante | 0 | 0 | 0.00 | 1 | 0 | 0 | 0 | 0 | 0 | 1.1 | 3 | 0 | 0 | 0 | 0 | 1 | 0 | 1 | 0 | 0 | .500 |
| Mecir | 0 | 0 | 5.40 | 2 | 0 | 0 | 1 | 0 | 0 | 3.1 | 4 | 2 | 2 | 1 | 0 | 0 | 0 | 4 | 0 | 0 | .286 |
| Mulder | 1 | 1 | 2.45 | 2 | 2 | 0 | 0 | 0 | 0 | 11.0 | 14 | 5 | 3 | 0 | 2 | 2 | 0 | 7 | 0 | 0 | .318 |
| Tam | 0 | 0 | 18.00 | 1 | 0 | 0 | 1 | 0 | 0 | 1.0 | 3 | 2 | 2 | 0 | 0 | 0 | 0 | 0 | 0 | 0 | .500 |
| Zito | 0 | 1 | 1.13 | 1 | 1 | 0 | 0 | 0 | 0 | 8.0 | 2 | 1 | 1 | 1 | 2 | 1 | 0 | 6 | 0 | 0 | .077 |
| Totals | 2 | 3 | 2.86 | 5 | 5 | 0 | 5 | 1 | 2 | 44.0 | 40 | 18 | 14 | 3 | 4 | 11 | 0 | 29 | 0 | 0 | .241 |

Game 1 — October 10
Oakland 5, New York 3

Game 2 — October 11
Oakland 2, New York 0

Game 3 — October 13
New York 1, Oakland 0

| Oakland | ab | r | h | bi |
|---------------|-----------|----------|-----------|----------|
| Damon cf | 4 | 1 | 4 | 0 |
| Tejada ss | 4 | 0 | 0 | 1 |
| JaGiambi 1b | 3 | 1 | 1 | 2 |
| Dye rf | 4 | 0 | 1 | 0 |
| Chavez 3b | 5 | 0 | 1 | 0 |
| JeGiambi dh | 4 | 0 | 1 | 0 |
| Gant ph-dh | 1 | 0 | 0 | 0 |
| Long lf | 4 | 2 | 2 | 2 |
| Hernandez c | 2 | 0 | 0 | 0 |
| Menechino 2b | 4 | 1 | 0 | 0 |
| Totals | 35 | 5 | 10 | 5 |

| Oakland | ab | r | h | bi |
|---------------|-----------|----------|----------|----------|
| Damon cf | 5 | 1 | 2 | 0 |
| Tejada ss | 5 | 0 | 2 | 0 |
| JaGiambi 1b | 3 | 0 | 0 | 0 |
| Dye rf | 3 | 0 | 0 | 0 |
| Chavez 3b | 4 | 0 | 0 | 0 |
| Gant dh | 3 | 1 | 2 | 1 |
| JeGiambi ph | 1 | 0 | 0 | 0 |
| Long lf | 4 | 0 | 2 | 0 |
| Hernandez c | 4 | 0 | 0 | 0 |
| Menechino 2b | 4 | 0 | 1 | 0 |
| Totals | 36 | 2 | 9 | 1 |

| New York | ab | r | h | bi |
|---------------|-----------|----------|----------|----------|
| Knoblauch lf | 4 | 0 | 0 | 0 |
| Soriano 2b | 4 | 0 | 0 | 0 |
| Jeter ss | 3 | 0 | 0 | 0 |
| Williams cf | 3 | 0 | 0 | 0 |
| Martinez 1b | 3 | 0 | 0 | 0 |
| Posada c | 3 | 1 | 1 | 1 |
| Spencer rf | 3 | 0 | 1 | 0 |
| Velarde dh | 3 | 0 | 0 | 0 |
| Brosius 3b | 3 | 0 | 0 | 0 |
| Totals | 29 | 1 | 2 | 1 |

| New York | ab | r | h | bi |
|---------------|-----------|----------|-----------|----------|
| Knoblauch lf | 4 | 0 | 1 | 1 |
| Jeter ss | 4 | 0 | 3 | 0 |
| Williams cf | 4 | 1 | 0 | 0 |
| Martinez 1b | 4 | 1 | 1 | 2 |
| Posada c | 4 | 0 | 3 | 0 |
| O'Neill dh | 4 | 0 | 0 | 0 |
| Justice rf | 4 | 0 | 0 | 0 |
| Brosius 3b | 4 | 0 | 0 | 0 |
| Soriano 2b | 4 | 1 | 2 | 0 |
| Totals | 36 | 3 | 10 | 3 |

| New York | ab | r | h | bi |
|---------------|-----------|----------|----------|----------|
| Knoblauch lf | 4 | 0 | 2 | 0 |
| Jeter ss | 4 | 0 | 2 | 0 |
| O'Neill dh | 4 | 0 | 0 | 0 |
| Williams cf | 4 | 0 | 1 | 0 |
| Martinez 1b | 3 | 0 | 1 | 0 |
| Bellinger pr | 0 | 0 | 0 | 0 |
| Posada c | 3 | 0 | 0 | 0 |
| Justice rf | 4 | 0 | 1 | 0 |
| Brosius 3b | 4 | 0 | 0 | 0 |
| Soriano 2b | 3 | 0 | 0 | 0 |
| Totals | 33 | 0 | 7 | 0 |

| Oakland | ab | r | h | bi |
|---------------|-----------|----------|----------|----------|
| Damon cf | 4 | 0 | 0 | 0 |
| Tejada ss | 4 | 0 | 0 | 0 |
| JaGiambi 1b | 4 | 0 | 1 | 0 |
| Dye rf | 4 | 0 | 2 | 0 |
| Chavez 3b | 4 | 0 | 0 | 0 |
| JeGiambi dh | 3 | 0 | 1 | 0 |
| Long lf | 3 | 0 | 1 | 0 |
| Hernandez c | 2 | 0 | 0 | 0 |
| Saenz ph | 1 | 0 | 0 | 0 |
| Santangelo 2b | 0 | 0 | 0 | 0 |
| Menechino 2b | 2 | 0 | 0 | 0 |
| Myers ph-c | 1 | 0 | 1 | 0 |
| Totals | 32 | 0 | 6 | 0 |

| | | | | | | |
|----------|-----|-----|-----|---|----|---|
| Oakland | 100 | 100 | 120 | 5 | 10 | 1 |
| New York | 000 | 010 | 020 | 3 | 10 | 1 |

| | | | | | | |
|----------|-----|-----|-----|---|---|---|
| Oakland | 000 | 100 | 001 | 2 | 9 | 0 |
| New York | 000 | 000 | 000 | 0 | 7 | 1 |

| | | | | | | |
|----------|-----|-----|-----|---|---|---|
| New York | 000 | 010 | 000 | 1 | 2 | 0 |
| Oakland | 000 | 000 | 000 | 0 | 6 | 1 |

E – Menechino, Knoblauch. **DP** – Oakland 1, New York 1. **LOB** – Oakland 10, New York 6. **2B** – Dye, JeGiambi, Posada. **HR** – Martinez, JaGiambi, Long 2. **SF** – Tejada, JaGiambi. **SB** – Damon 2, Soriano. **CS** – Soriano

E – Brosius. **DP** – Oakland 1, New York 1. **LOB** – Oakland 10, New York 8. **2B** – Tejada 2, Long, Damon, Williams. **3B** – Damon. **HR** – Gant.

E – Tejada. **DP** – Oakland 1. **LOB** – New York 4, Oakland 6. **2B** – Spencer, Dye, Long. **HR** – Posada.

| Oakland | ip | h | r | er | bb | so |
|------------------|-----------|----------|----------|-----------|-----------|-----------|
| Mulder (W) | 6.2 | 7 | 1 | 1 | 0 | 5 |
| Mecir | 1.1 | 3 | 2 | 2 | 0 | 0 |
| Isringhausen (S) | 1.0 | 0 | 0 | 0 | 0 | 2 |
| New York | ip | h | r | er | bb | so |
| Clemens (L) | 4.0 | 4 | 2 | 2 | 3 | 1 |
| Hitchcock | 3.0 | 5 | 2 | 2 | 0 | 2 |
| Witasick | 0.2 | 1 | 1 | 1 | 1 | 0 |
| Stanton | 1.1 | 0 | 0 | 0 | 0 | 0 |

| Oakland | ip | h | r | er | bb | so |
|------------------|-----------|----------|----------|-----------|-----------|-----------|
| Hudson (W) | 8.0 | 6 | 0 | 0 | 1 | 3 |
| Isringhausen (S) | 1.0 | 1 | 0 | 0 | 1 | 1 |
| New York | ip | h | r | er | bb | so |
| Pettitte (L) | 6.1 | 7 | 1 | 1 | 2 | 4 |
| Mendoza | 1.2 | 1 | 0 | 0 | 1 | 1 |
| Rivera | 1.0 | 1 | 1 | 0 | 0 | 1 |

| New York | ip | h | r | er | bb | so |
|----------------|-----------|----------|----------|-----------|-----------|-----------|
| Mussina (W) | 7.0 | 4 | 0 | 0 | 1 | 4 |
| Rivera (S) | 2.0 | 2 | 0 | 0 | 0 | 1 |
| Oakland | ip | h | r | er | bb | so |
| Zito (L) | 8.0 | 2 | 1 | 1 | 1 | 6 |
| Guthrie | 1.0 | 0 | 0 | 0 | 0 | 1 |

T – 2:42. **A** – 55,861

Umpires – Danley, Layne, Hirschbeck, Kulpa, Rippley, Barrett

Clemens pitched to 1 batter in the 5th, Hitchcock pitched to 1 batter in the 8th **HBP** – by Clemens (Hernandez).

T – 3:45. **A** – 56,697

Umpires – DeMuth, Nelson, Schrieber, Reed, Rapuano, Gibson.

Game 4 — October 14
New York 9, Oakland 2

Game 5 — October 15
New York 5, Oakland 3

| New York | ab | r | h | bi |
|-----------------|-----------|----------|-----------|-----------|
| Knoblauch lf | 5 | 0 | 1 | 0 |
| Jeter ss | 4 | 2 | 1 | 0 |
| Justice dh | 3 | 2 | 1 | 0 |
| Williams cf | 4 | 2 | 3 | 5 |
| Martinez 1b | 5 | 0 | 0 | 0 |
| Posada c | 4 | 1 | 2 | 1 |
| O'Neill rf | 3 | 1 | 1 | 0 |
| Spencer ph-ff | 2 | 0 | 0 | 0 |
| Brosius 3b | 3 | 0 | 1 | 1 |
| Soriano 2b | 3 | 1 | 1 | 1 |
| Totals | 36 | 9 | 11 | 8 |

| Oakland | ab | r | h | bi |
|----------------|-----------|----------|----------|-----------|
| Damon cf | 4 | 1 | 1 | 0 |
| Tejada ss | 3 | 0 | 0 | 0 |
| JaGiambi 1b | 4 | 0 | 4 | 2 |
| Chavez 3b | 4 | 0 | 0 | 0 |
| Long rf | 4 | 1 | 1 | 0 |
| Gant lf | 4 | 0 | 0 | 0 |
| JeGiambi dh | 2 | 0 | 1 | 1 |
| Saenz ph-dh | 2 | 0 | 0 | 0 |
| Hernandez c | 1 | 0 | 0 | 0 |
| Myers c | 3 | 0 | 0 | 0 |
| Menechino 2b | 2 | 1 | 0 | 0 |
| Byrnes ph | 1 | 0 | 0 | 0 |
| Totals | 34 | 3 | 7 | 3 |

| Oakland | ab | r | h | bi |
|----------------|-----------|----------|-----------|-----------|
| Damon cf | 5 | 0 | 2 | 0 |
| Tejada ss | 5 | 1 | 4 | 0 |
| JaGiambi 1b | 3 | 1 | 0 | 0 |
| Saenz ph | 1 | 0 | 0 | 0 |
| Dye rf | 2 | 0 | 0 | 0 |
| Gant ph-ff | 3 | 0 | 0 | 0 |
| Long lf-ff | 3 | 0 | 1 | 1 |
| JeGiambi dh | 3 | 0 | 1 | 1 |
| Byrnes ph-dh | 1 | 0 | 0 | 0 |
| Chavez 3b | 4 | 0 | 2 | 0 |
| Myers c | 3 | 0 | 0 | 0 |
| Hernandez ph-c | 1 | 0 | 0 | 0 |
| Santangelo 2b | 3 | 0 | 1 | 0 |
| Totals | 37 | 2 | 11 | 2 |

| New York | ab | r | h | bi |
|-----------------|-----------|----------|-----------|-----------|
| Knoblauch lf | 5 | 1 | 2 | 0 |
| Velarde dh | 2 | 0 | 1 | 0 |
| Justice ph-dh | 2 | 1 | 1 | 1 |
| Jeter ss | 3 | 0 | 2 | 1 |
| Williams cf | 3 | 1 | 0 | 0 |
| Martinez 1b | 3 | 0 | 0 | 0 |
| Posada c | 4 | 1 | 2 | 0 |
| Spencer rf | 3 | 1 | 1 | 0 |
| Brosius 3b | 3 | 0 | 0 | 0 |
| Soriano 2b | 4 | 0 | 1 | 2 |
| Totals | 32 | 5 | 10 | 4 |

| | | | | | | |
|----------|-----|-----|-----|---|----|---|
| New York | 022 | 300 | 002 | 9 | 11 | 1 |
| Oakland | 002 | 000 | 000 | 2 | 11 | 1 |

| | | | | | | |
|----------|-----|-----|-----|---|----|---|
| Oakland | 110 | 010 | 000 | 3 | 7 | 3 |
| New York | 021 | 101 | 00x | 5 | 10 | 1 |

E – Brosius, Santangelo. **DP** – New York 1. **LOB** – New York 7, Oakland 11. **2B** – Williams 2, O'Neill, Tejada, Chavez, Santangelo. **3B** - Justice. **SB** – Soriano. **CS** – Jeter. **S** – Brosius.

E – Ja.Giambi, Chavez, Myers, Brosius. **DP** – Oakland 1, New York 1. **LOB** – Oakland 6, New York 9. **2B** – Damon, Long, Knoblauch, Jeter. **HR** – Justice. **SH** – Velarde. **SF** – Jeter. **SB** – JeGiambi, Knoblauch, Posada. **CS** – Knoblauch, Williams.

| New York | ip | h | r | er | bb | so |
|-----------------|-----------|----------|----------|-----------|-----------|-----------|
| Hernandez (W) | 5.2 | 8 | 2 | 2 | 2 | 5 |
| Stanton | 1.2 | 2 | 0 | 0 | 0 | 1 |
| Mendoza | 1.2 | 1 | 0 | 0 | 0 | 3 |
| Oakland | ip | h | r | er | bb | so |
| Lidle (L) | 3.1 | 5 | 6 | 4 | 3 | 0 |
| Hiljus | 0.1 | 0 | 1 | 1 | 2 | 0 |
| Magnante | 1.1 | 3 | 0 | 0 | 1 | 1 |
| Guthrie | 2.0 | 0 | 0 | 0 | 0 | 1 |
| Bradford | 1.0 | 0 | 0 | 0 | 0 | 1 |
| Tam | 1.0 | 3 | 2 | 2 | 0 | 0 |

| Oakland | ip | h | r | er | bb | so |
|-----------------|-----------|----------|----------|-----------|-----------|-----------|
| Mulder (L) | 4.1 | 7 | 4 | 2 | 2 | 2 |
| Hudson | 1.2 | 2 | 1 | 1 | 0 | 2 |
| Mecir | 2.0 | 1 | 0 | 0 | 0 | 4 |
| New York | ip | h | r | er | bb | so |
| Clemens | 4.1 | 5 | 3 | 3 | 1 | 5 |
| Stanton (W) | 1.2 | 1 | 0 | 0 | 0 | 0 |
| Mendoza | 1.0 | 0 | 0 | 0 | 0 | 1 |
| Rivera (S) | 2.0 | 1 | 0 | 0 | 0 | 2 |

HBP – by Hernandez (Santangelo). **WP** – Hernandez
T – 4:13. **A** – 43,681.
Umpires – Layne, Hirschbeck, Kulpa, Rippley, Barrett, Danley

HBP – by Clemens (Tejada), by Mulder (Martinez), by Mulder (Brosius). **WP** – Clemens.
T – 3:23. **A** – 56,642
Umpires – Rapuano, Gibson, DeMuth, Nelson, Schrieber, Reed

2002 ALDS

The A's reach the post season for the third consecutive season, facing Minnesota in the ALDS. However, the A's lose in five games for the third straight year. The A's hit .288 in the series, scoring 26 runs in the five games. Scott Hatteberg leads the A's with a .500 batting average and Ray Durham hits two home runs. The A's pitching staff allows 27 runs for a 4.09 ERA.

After winning Game 1 in each of the previous two seasons, the A's drop the opener in 2002, 7-5. The A's take a 5-1 lead after two innings but Tim Hudson allows a run in the third and one of the Twins three runs in the sixth. Ted Lilly allows two runs in two-thirds of an inning for the loss and blown save. The A's win Game 2 9-1 as Eric Chavez hits a three-run home run in the first to give Mark Mulder all the runs he would need. Mulder allows a run on five hits in six innings. The series moves to Minnesota for Game 3 and the A's win 6-3 behind Barry Zito. Ray Durham leads off the game with an inside-the-park home run and Scott Hatteberg follows with a home run to mark the first time in post-season history a team has started the game with back-to-back home runs. The Twins even the series at two with an 11-2 win in Game 4. Miguel Tejada hits a two-run home run in the third inning but Tim Hudson allows two in the bottom of the inning before the Twins score seven unearned runs in the fourth to hand Hudson the loss. Minnesota then wins Game 5, 5-4. The Twins take a 2-0 lead before Ray Durham homers in the bottom of the third. The score remains 2-1 until Billy Koch allows three runs in the ninth. Mark Ellis hits a three-run home run in the bottom of the ninth.

FINAL STATISTICS

| PLAYER | AVG | G | AB | R | H | TB | 2B | 3B | HR | RBI | SH | SF | HP | BB | IBB | SO | SB | CS | DP | E | SLG | OBP |
|---------------|-------------|----------|------------|-----------|-----------|-----------|-----------|----------|----------|-----------|----------|----------|----------|-----------|----------|-----------|----------|----------|----------|----------|-------------|-------------|
| Byrnes | .000 | 2 | 1 | 0 | 0 | 0 | 0 | 0 | 0 | 0 | 0 | 0 | 0 | 0 | 0 | 1 | 0 | 0 | 0 | 0 | .000 | .000 |
| Chavez | .381 | 5 | 21 | 3 | 8 | 11 | 0 | 0 | 1 | 5 | 0 | 0 | 0 | 2 | 1 | 1 | 0 | 0 | 0 | 0 | .524 | .435 |
| Durham | .333 | 5 | 21 | 7 | 7 | 16 | 3 | 0 | 2 | 2 | 0 | 0 | 1 | 2 | 0 | 4 | 1 | 0 | 0 | 0 | .762 | .417 |
| Dye | .400 | 5 | 20 | 3 | 8 | 13 | 2 | 0 | 1 | 1 | 0 | 0 | 0 | 1 | 0 | 5 | 0 | 0 | 0 | 0 | .650 | .429 |
| Ellis | .368 | 5 | 19 | 1 | 7 | 12 | 2 | 0 | 1 | 4 | 0 | 0 | 0 | 1 | 0 | 2 | 0 | 0 | 0 | 0 | .632 | .400 |
| Hatteberg | .500 | 5 | 14 | 5 | 7 | 12 | 2 | 0 | 1 | 3 | 0 | 0 | 0 | 3 | 0 | 0 | 0 | 0 | 0 | 1 | .857 | .588 |
| Hernandez | .059 | 5 | 17 | 0 | 1 | 1 | 0 | 0 | 0 | 0 | 0 | 0 | 0 | 0 | 0 | 4 | 0 | 0 | 1 | 0 | .059 | .059 |
| Justice | .238 | 5 | 21 | 2 | 5 | 8 | 1 | 1 | 0 | 4 | 0 | 0 | 0 | 0 | 0 | 4 | 0 | 0 | 1 | 0 | .381 | .238 |
| Long | .167 | 5 | 18 | 1 | 3 | 6 | 0 | 0 | 1 | 1 | 0 | 0 | 0 | 1 | 0 | 2 | 0 | 0 | 0 | 0 | .333 | .211 |
| Mabry | .000 | 2 | 2 | 0 | 0 | 0 | 0 | 0 | 0 | 0 | 0 | 0 | 0 | 0 | 0 | 1 | 0 | 0 | 0 | 0 | .000 | .000 |
| Myers | .000 | 2 | 1 | 0 | 0 | 0 | 0 | 0 | 0 | 0 | 0 | 0 | 0 | 0 | 0 | 1 | 0 | 0 | 0 | 0 | .000 | .000 |
| Piatt | .333 | 3 | 3 | 0 | 1 | 2 | 1 | 0 | 0 | 0 | 0 | 0 | 0 | 0 | 0 | 1 | 0 | 0 | 0 | 0 | .667 | .333 |
| Saenz | — | 1 | 0 | 0 | 0 | 0 | 0 | 0 | 0 | 0 | 0 | 0 | 0 | 1 | 0 | 0 | 0 | 0 | 0 | 0 | — | 1.000 |
| Tejada | .143 | 5 | 21 | 3 | 3 | 7 | 1 | 0 | 1 | 4 | 0 | 1 | 0 | 1 | 0 | 7 | 0 | 0 | 0 | 1 | .333 | .174 |
| Velarde | .600 | 4 | 5 | 1 | 3 | 4 | 1 | 0 | 0 | 1 | 0 | 0 | 0 | 0 | 0 | 1 | 0 | 0 | 0 | 0 | .800 | .600 |
| Totals | .288 | 5 | 184 | 26 | 53 | 92 | 13 | 1 | 8 | 25 | 0 | 1 | 1 | 12 | 1 | 34 | 1 | 0 | 2 | 3 | .500 | .333 |

| PITCHER | W | L | ERA | G | GS | CG | GF | SHO | SV | IP | H | R | ER | HR | HB | BB | IBB | SO | WP | BK | AVG |
|---------------|----------|----------|-------------|----------|----------|----------|----------|----------|----------|-------------|-----------|-----------|-----------|----------|----------|-----------|----------|-----------|----------|----------|-------------|
| Bowie | 0 | 0 | 0.00 | 1 | 0 | 0 | 1 | 0 | 0 | 1.1 | 0 | 0 | 0 | 0 | 0 | 0 | 0 | 3 | 0 | 0 | .000 |
| Bradford | 0 | 0 | 0.00 | 2 | 0 | 0 | 0 | 0 | 0 | 3.0 | 1 | 0 | 0 | 0 | 0 | 1 | 0 | 0 | 1 | 0 | .111 |
| Hudson | 0 | 1 | 6.23 | 2 | 2 | 0 | 0 | 0 | 0 | 8.2 | 13 | 11 | 6 | 2 | 1 | 4 | 0 | 8 | 1 | 0 | .333 |
| Koch | 0 | 0 | 9.00 | 3 | 0 | 0 | 3 | 0 | 1 | 3.0 | 5 | 3 | 3 | 1 | 0 | 2 | 0 | 3 | 0 | 0 | .357 |
| Lidle | 0 | 0 | 9.00 | 1 | 0 | 0 | 0 | 0 | 0 | 1.0 | 2 | 1 | 1 | 0 | 0 | 0 | 0 | 0 | 0 | 0 | .400 |
| Lilly | 0 | 1 | 13.50 | 2 | 0 | 0 | 0 | 0 | 0 | 4.0 | 10 | 6 | 6 | 1 | 0 | 1 | 0 | 3 | 1 | 0 | .476 |
| Mecir | 0 | 0 | 0.00 | 1 | 0 | 0 | 1 | 0 | 0 | 1.0 | 0 | 0 | 0 | 0 | 0 | 0 | 0 | 2 | 0 | 0 | .000 |
| Mulder | 1 | 1 | 2.08 | 2 | 2 | 0 | 0 | 0 | 0 | 13.0 | 14 | 3 | 3 | 1 | 0 | 3 | 1 | 12 | 1 | 0 | .280 |
| Rincon | 0 | 0 | 0.00 | 2 | 0 | 0 | 0 | 0 | 0 | 3.0 | 2 | 0 | 0 | 0 | 0 | 0 | 0 | 2 | 0 | 0 | .182 |
| Zito | 1 | 0 | 4.50 | 1 | 1 | 0 | 0 | 0 | 0 | 6.0 | 5 | 3 | 3 | 0 | 0 | 4 | 0 | 8 | 1 | 0 | .217 |
| Totals | 2 | 3 | 4.09 | 5 | 5 | 0 | 5 | 0 | 1 | 44.0 | 52 | 27 | 20 | 5 | 2 | 14 | 1 | 42 | 4 | 0 | .291 |

Game 1 — October 1
Minnesota 7, Oakland 5

Game 2 — October 2
Oakland 9, Minnesota 1

Game 3 — October 4
Oakland 6, Minnesota 3

| Minnesota | ab | r | h | bi |
|-----------------|-----------|----------|-----------|----------|
| Jones lf | 5 | 0 | 1 | 1 |
| Guzman ss | 4 | 1 | 2 | 0 |
| Koskie 3b | 5 | 1 | 1 | 3 |
| Ortiz dh | 5 | 0 | 0 | 0 |
| Hunter cf | 4 | 1 | 1 | 0 |
| Mientkiewicz 1b | 5 | 1 | 1 | 1 |
| Cuddyer rf | 3 | 1 | 2 | 1 |
| Mohr rf | 0 | 0 | 0 | 0 |
| Pierzynski c | 4 | 1 | 4 | 1 |
| Rivas 2b | 3 | 1 | 1 | 0 |
| Totals | 38 | 7 | 13 | 7 |

| Oakland | ab | r | h | bi |
|---------------|-----------|----------|-----------|----------|
| Durham dh | 5 | 1 | 2 | 0 |
| Hatteberg 1b | 2 | 2 | 1 | 1 |
| Saenz ph-1b | 0 | 0 | 0 | 0 |
| Velarde ph-1b | 1 | 0 | 1 | 0 |
| Tejada ss | 5 | 1 | 1 | 0 |
| Chavez 3b | 5 | 1 | 2 | 2 |
| Dye rf | 5 | 0 | 2 | 0 |
| Justice lf | 5 | 0 | 2 | 1 |
| Ellis 2b | 4 | 0 | 1 | 0 |
| Long cf | 4 | 0 | 0 | 0 |
| Piatt ph | 1 | 0 | 0 | 0 |
| Hernandez c | 4 | 0 | 0 | 0 |
| Totals | 41 | 5 | 12 | 4 |

| | | | | | | |
|-----------|-----|-----|-----|---|----|---|
| Minnesota | 012 | 003 | 100 | 7 | 13 | 3 |
| Oakland | 320 | 000 | 000 | 5 | 12 | 0 |

E – Guzman, Pierzynski, Koskie. **DP** – Oakland 1. **LOB** – Minnesota 8, Oakland 12. **2B** – Hunter, Cuddyer, Durham 2, Ellis, Jones. **3B** – Pierzynski. **HR** – Koskie, Mientkiewicz. **SH** – Rivas.

| Minnesota | ip | h | r | er | bb | so |
|--------------|-----|---|---|----|----|----|
| Radke (W) | 5.0 | 8 | 5 | 1 | 1 | 3 |
| Santana | 1.2 | 2 | 0 | 0 | 1 | 2 |
| Romero | 1.1 | 1 | 0 | 0 | 0 | 1 |
| Guardado (S) | 1.0 | 1 | 0 | 0 | 1 | 1 |
| Oakland | ip | h | r | er | bb | so |
| Hudson | 5.1 | 8 | 4 | 4 | 2 | 4 |
| Lilly (L) | 0.2 | 3 | 2 | 2 | 1 | 1 |
| Lidle | 1.0 | 2 | 1 | 1 | 0 | 0 |
| Rincon | 1.0 | 0 | 0 | 0 | 0 | 0 |
| Mecir | 1.0 | 0 | 0 | 0 | 0 | 2 |

T – 3:44. **A** – 34,853.

Umpires – Davis, Meriwether, Marquez, Cousins, West, Diaz

| Minnesota | ab | r | h | bi |
|------------------|-----------|----------|----------|----------|
| Jones lf | 3 | 0 | 1 | 0 |
| Mohr lf | 1 | 0 | 1 | 0 |
| Guzman ss | 3 | 1 | 1 | 1 |
| Koskie 3b | 3 | 0 | 0 | 0 |
| Lecroy dh | 4 | 0 | 2 | 0 |
| Hunter cf | 3 | 0 | 0 | 0 |
| Hocking rf | 1 | 0 | 1 | 0 |
| Mientkiewicz 1b | 4 | 0 | 0 | 0 |
| Cuddyer rf | 1 | 0 | 0 | 0 |
| Kielty, ph-cf-ff | 2 | 0 | 0 | 0 |
| Pierzynski c | 2 | 0 | 0 | 0 |
| Prince c | 2 | 0 | 0 | 0 |
| Rivas 2b | 2 | 0 | 1 | 0 |
| Totals | 31 | 1 | 7 | 1 |

| Oakland | ab | r | h | bi |
|---------------|-----------|----------|-----------|----------|
| Durham dh | 3 | 3 | 1 | 0 |
| Hatteberg 1b | 4 | 1 | 2 | 1 |
| Mabry ph-1b | 1 | 0 | 0 | 0 |
| Tejada ss | 4 | 1 | 1 | 1 |
| Chavez 3b | 4 | 2 | 2 | 3 |
| Dye rf | 4 | 1 | 1 | 0 |
| Justice lf | 5 | 1 | 2 | 3 |
| Byrnes lf | 0 | 0 | 0 | 0 |
| Ellis 2b | 4 | 0 | 3 | 1 |
| Long cf | 4 | 0 | 2 | 0 |
| Hernandez c | 4 | 0 | 0 | 0 |
| Totals | 37 | 9 | 14 | 9 |

| | | | | | | |
|-----------|-----|-----|-----|---|----|---|
| Minnesota | 000 | 001 | 000 | 1 | 7 | 1 |
| Oakland | 300 | 510 | 00x | 9 | 14 | 0 |

E – Jones. **DP** – Minnesota 1, Oakland 2. **LOB** – Minnesota 7, Oakland 9. **2B** – Hatteberg, Dye, Tejada, Ellis, Durham, Mohr. **3B** – Justice. **HR** – Chavez, Guzman. **SH** – Guzman.

| Minnesota | ip | h | r | er | bb | so |
|------------|-----|---|---|----|----|----|
| Mays (L) | 3.2 | 9 | 6 | 6 | 2 | 1 |
| Fiore | 1.1 | 4 | 3 | 3 | 2 | 0 |
| Lohse | 2.0 | 1 | 0 | 0 | 0 | 2 |
| Hawkins | 1.0 | 0 | 0 | 0 | 0 | 2 |
| Oakland | ip | h | r | er | bb | so |
| Mulder (W) | 6.0 | 5 | 1 | 1 | 2 | 3 |
| Bradford | 2.0 | 1 | 0 | 0 | 0 | 1 |
| Koch | 1.0 | 1 | 0 | 0 | 0 | 1 |

HBP – by Mays (Durham), by Bradford (Koskie). **WP** – Fiore.

T – 3:04. **A** – 31,953.

Umpires – Meriwether, Marquez, Cousins, West, Diaz, Davis

| Oakland | ab | r | h | bi |
|---------------|-----------|----------|----------|----------|
| Durham dh | 4 | 2 | 1 | 1 |
| Hatteberg 1b | 2 | 1 | 1 | 1 |
| Velarde ph-1b | 2 | 1 | 1 | 1 |
| Tejada ss | 4 | 0 | 0 | 1 |
| Chavez 3b | 4 | 0 | 1 | 0 |
| Dye rf | 4 | 1 | 1 | 1 |
| Justice lf | 4 | 0 | 0 | 0 |
| Ellis 2b | 4 | 0 | 1 | 0 |
| Long cf | 3 | 1 | 1 | 1 |
| Hernandez c | 4 | 0 | 1 | 0 |
| Totals | 35 | 6 | 9 | 6 |

| Minnesota | ab | r | h | bi |
|-----------------|-----------|----------|----------|----------|
| Jones lf | 4 | 1 | 2 | 0 |
| Guzman ss | 4 | 0 | 0 | 0 |
| Koskie 3b | 5 | 1 | 1 | 1 |
| Ortiz dh | 3 | 0 | 0 | 0 |
| Kielty ph | 1 | 0 | 0 | 0 |
| Hunter cf | 4 | 1 | 2 | 1 |
| Mientkiewicz 1b | 3 | 0 | 1 | 0 |
| Cuddyer rf | 4 | 0 | 1 | 0 |
| Pierzynski c | 3 | 0 | 1 | 1 |
| Rivas 2b | 3 | 0 | 0 | 0 |
| Hocking ph | 1 | 0 | 0 | 0 |
| Totals | 35 | 3 | 8 | 3 |

| | | | | | | |
|-----------|-----|-----|-----|---|---|---|
| Oakland | 200 | 101 | 200 | 6 | 9 | 1 |
| Minnesota | 000 | 120 | 000 | 3 | 8 | 0 |

E – Ellis. **LOB** – Oakland 7, Minnesota 9. **2B** – Hunter, Velarde, Jones. **3B** – Koskie. **HR** – Durham, Hatteberg, Long, Dye. **SF** – Tejada. **SB** – Guzman.

| Oakland | ip | h | r | er | bb | so |
|-----------|-----|---|---|----|----|----|
| Zito (W) | 6.0 | 5 | 3 | 3 | 4 | 8 |
| Rincon | 2.0 | 2 | 0 | 0 | 0 | 2 |
| Koch (S) | 1.0 | 1 | 0 | 0 | 0 | 0 |
| Minnesota | ip | h | r | er | bb | so |
| Reed (L) | 5.0 | 6 | 4 | 4 | 2 | 8 |
| Santana | 1.1 | 1 | 2 | 2 | 1 | 0 |
| Jackson | 0.2 | 1 | 0 | 0 | 0 | 0 |
| Romero | 1.0 | 1 | 0 | 0 | 1 | 0 |
| Hawkins | 1.0 | 0 | 0 | 0 | 0 | 2 |

Reed pitched to 1 batter in the 6th

WP – Zito. **T** – 3:26. **A** – 55,932

Umpires – Joyce, Winters, McClelland, Culbreth, Crawford, Eddings

Game 4 — October 5
Minnesota 11, Oakland 2

Game 5 — October 6
Minnesota 5, Oakland 4

| Oakland | ab | r | h | bi |
|---------------|-----------|----------|----------|----------|
| Durham dh | 4 | 0 | 0 | 0 |
| Hatteberg 1b | 3 | 1 | 1 | 0 |
| Tejada ss | 4 | 1 | 1 | 2 |
| Chavez 3b | 4 | 0 | 1 | 0 |
| Dye rf | 3 | 0 | 3 | 0 |
| Mabry rf | 1 | 0 | 0 | 0 |
| Justice lf | 3 | 0 | 0 | 0 |
| Piatt lf | 1 | 0 | 1 | 0 |
| Ellis 2b | 3 | 0 | 0 | 0 |
| Myers c | 1 | 0 | 0 | 0 |
| Long cf | 3 | 0 | 0 | 0 |
| Byrnes ph | 1 | 0 | 0 | 0 |
| Hernandez c | 3 | 0 | 0 | 0 |
| Velarde 2b | 0 | 0 | 0 | 0 |
| Totals | 34 | 2 | 7 | 2 |

| Minnesota | ab | r | h | bi |
|-----------------|-----------|-----------|-----------|----------|
| Jones lf | 3 | 2 | 1 | 0 |
| Kielty ph-rf | 1 | 0 | 0 | 0 |
| Guzman ss | 5 | 1 | 0 | 1 |
| Koskie 3b | 4 | 1 | 1 | 1 |
| Ortiz dh | 3 | 0 | 2 | 1 |
| LeCroy ph | 2 | 0 | 0 | 0 |
| Hunter cf | 4 | 2 | 2 | 1 |
| Mientkiewicz 1b | 4 | 2 | 3 | 3 |
| Cuddyer rf | 3 | 0 | 0 | 0 |
| Mohr rf-lf | 1 | 0 | 1 | 0 |
| Pierzynski c | 3 | 2 | 1 | 0 |
| Rivas 2b | 4 | 1 | 1 | 0 |
| Totals | 37 | 11 | 12 | 7 |

| Minnesota | ab | r | h | bi |
|-----------------|-----------|----------|-----------|----------|
| Jones lf | 5 | 0 | 0 | 0 |
| Guzman ss | 5 | 2 | 3 | 0 |
| Koskie 3b | 4 | 0 | 0 | 0 |
| LeCroy dh | 3 | 1 | 2 | 1 |
| Ortiz ph | 2 | 0 | 1 | 1 |
| Hunter cf | 5 | 0 | 1 | 0 |
| Mientkiewicz 1b | 4 | 0 | 0 | 0 |
| Cuddyer rf | 2 | 0 | 2 | 0 |
| Mohr rf | 0 | 1 | 0 | 0 |
| Pierzynski c | 4 | 1 | 1 | 2 |
| Hocking 2b | 4 | 0 | 2 | 1 |
| Totals | 38 | 5 | 12 | 5 |

| Oakland | ab | r | h | bi |
|---------------|-----------|----------|-----------|----------|
| Durham dh | 5 | 1 | 3 | 1 |
| Hatteberg 1b | 3 | 0 | 1 | 0 |
| Piatt ph | 1 | 0 | 0 | 0 |
| Myers c | 0 | 0 | 0 | 0 |
| Tejada ss | 4 | 0 | 0 | 0 |
| Chavez 3b | 4 | 0 | 2 | 0 |
| Dye rf | 4 | 1 | 1 | 0 |
| Justice lf | 4 | 1 | 1 | 0 |
| Ellis 2b | 4 | 1 | 2 | 3 |
| Long cf | 4 | 0 | 0 | 0 |
| Hernandez c | 2 | 0 | 0 | 0 |
| Velarde ph-1b | 2 | 0 | 1 | 0 |
| Totals | 37 | 4 | 11 | 4 |

| | | | | | | |
|-----------|-----|-----|-----|---|----|---|
| Minnesota | 011 | 000 | 003 | 5 | 12 | 0 |
| Oakland | 001 | 000 | 003 | 4 | 11 | 0 |

| | | | | | | |
|-----------|-----|-----|-----|----|----|---|
| Oakland | 002 | 000 | 000 | 2 | 7 | 2 |
| Minnesota | 002 | 700 | 20x | 11 | 12 | 0 |

E – Tejada, Hatteberg. **LOB** – Oakland 6, Minnesota 5. **2B** – Hatteberg, Jones, Ortiz, Dye, Hunter, Rivas, Piatt. **HR** - Tejada, Mientkiewicz.

| Oakland | ip | h | r | er | bb | so |
|------------------|-----------|----------|----------|-----------|-----------|-----------|
| Hudson (L) | 3.1 | 5 | 7 | 2 | 2 | 4 |
| Lilly | 3.1 | 7 | 4 | 4 | 0 | 2 |
| Bowie | 1.1 | 0 | 0 | 0 | 0 | 3 |
| Minnesota | ip | h | r | er | bb | so |
| Milton (W) | 7.0 | 6 | 2 | 2 | 1 | 3 |
| Lohse | 2.0 | 1 | 0 | 0 | 0 | 3 |

HBP – by Hudson (Jones). **WP** – Hudson, Lilly.
T – 3:20. **A** – 55,960
Umpires – Winters, McClelland, Culbreth, Crawford, Eddings, Joyce.

DP – Minnesota 1. **LOB** – Minnesota 9, Oakland 6. **2B** – Guzman 2, Hunter, Hocking, LeCroy, Justice. **HR** - Durham, Pierzynski, Ellis. **SB** – Durham, Guzman.

| Minnesota | ip | h | r | er | bb | so |
|----------------|-----------|----------|----------|-----------|-----------|-----------|
| Radke (W) | 6.2 | 6 | 1 | 1 | 0 | 4 |
| Romero | 1.0 | 1 | 0 | 0 | 0 | 1 |
| Hawkins | 0.1 | 0 | 0 | 0 | 0 | 1 |
| Guardado | 1.0 | 4 | 3 | 3 | 0 | 0 |
| Oakland | ip | h | r | er | bb | so |
| Mulder (L) | 7.0 | 9 | 2 | 2 | 1 | 9 |
| Bradford | 1.0 | 0 | 0 | 0 | 0 | 0 |
| Koch | 1.0 | 3 | 3 | 3 | 2 | 2 |

WP – Mulder. **T** – 3:23. **A** – 32,146.
Umpires – West, Diaz, Davis, Meriwether, Marquez, Cousins.

2003 ALDS

The A's reach the post season for the fourth consecutive season, facing Boston in the ALDS. However, the A's lose in five games for the fourth straight year. The A's hit .213 in the series and outscore the Red Sox 18-17. Eric Byrnes leads the A's with a .462 batting average. The A's pitching staff records a 2.98 ERA and Ted Lilly does not allow a run in 9.0 innings.

The A's win Game 1 in 12 innings as Ramon Hernandez has a bases loaded two-out bunt single in the bottom of the 12th for a 5-4 win. Erubiel Durazo sends the game into extra innings with a two-out RBI single in the bottom of the ninth. Oakland takes a 2-0 lead in the series with a 5-1 win in Game 2. The A's score all five of their runs in the second inning, highlighted by a Hernandez RBI single and an Eric Byrnes two-run double. Barry Zito allows one run on five hits in 7.0 innings and strikes out nine for the win. The series moves to Boston for Game 3 and the Sox win 3-1 in 11 innings on a two-run pinch hit home run by Trot Nixon. The A's trail 1-0 after five innings before tying the game with a run in the sixth inning, an inning in which Byrnes is tagged out after failing to touch home and Miguel Tejada is tagged out between third and home after stopping after being obstructed. The A's lose Game 4, 5-4, after starting pitcher Tim Hudson is injured after one inning. The A's lead 4-2 entering the bottom of the sixth but Boston scores a run in the sixth and two more in the eighth off Keith Foulke for the win. Barry Zito has a two-hit shutout after five innings in Game 5 but the Red Sox score four times in the sixth inning off him for a 4-3 win.

FINAL STATISTICS

| PLAYER | AVG | G | AB | R | H | TB | 2B | 3B | HR | RBI | SH | SF | HP | BB | IBB | SO | SB | CS | DP | E | SLG | OBP |
|---------------|-------------|----------|------------|-----------|-----------|-----------|----------|----------|----------|-----------|----------|----------|----------|-----------|----------|-----------|----------|----------|----------|----------|-------------|-------------|
| Byrnes | .462 | 5 | 13 | 2 | 6 | 7 | 1 | 0 | 0 | 2 | 0 | 0 | 0 | 0 | 0 | 5 | 1 | 0 | 0 | 0 | .538 | .462 |
| Chavez | .045 | 5 | 22 | 1 | 1 | 2 | 1 | 0 | 0 | 0 | 0 | 0 | 0 | 1 | 1 | 3 | 1 | 0 | 0 | 2 | .091 | .087 |
| Durazo | .238 | 5 | 21 | 3 | 5 | 7 | 2 | 0 | 0 | 3 | 0 | 0 | 0 | 3 | 0 | 4 | 0 | 0 | 0 | 0 | .333 | .333 |
| Dye | .231 | 4 | 13 | 2 | 3 | 6 | 0 | 0 | 1 | 3 | 0 | 0 | 1 | 0 | 0 | 2 | 0 | 0 | 0 | 0 | .462 | .286 |
| Ellis | .118 | 5 | 17 | 2 | 2 | 2 | 0 | 0 | 0 | 0 | 0 | 0 | 1 | 4 | 0 | 7 | 0 | 0 | 0 | 1 | .118 | .318 |
| Guillen | .455 | 4 | 11 | 1 | 5 | 6 | 1 | 0 | 0 | 1 | 0 | 0 | 0 | 3 | 0 | 2 | 0 | 0 | 0 | 0 | .545 | .571 |
| Hatteberg | .176 | 5 | 17 | 3 | 3 | 3 | 0 | 0 | 0 | 0 | 0 | 0 | 0 | 5 | 0 | 3 | 0 | 0 | 0 | 0 | .176 | .364 |
| Hernandez | .200 | 4 | 15 | 1 | 3 | 3 | 0 | 0 | 0 | 2 | 1 | 0 | 1 | 2 | 0 | 1 | 0 | 0 | 0 | 1 | .200 | .333 |
| Long | .250 | 4 | 8 | 0 | 2 | 2 | 0 | 0 | 0 | 0 | 0 | 0 | 0 | 1 | 1 | 3 | 0 | 0 | 0 | 0 | .250 | .333 |
| McMillon | .167 | 3 | 6 | 0 | 1 | 1 | 0 | 0 | 0 | 1 | 0 | 0 | 0 | 1 | 0 | 1 | 0 | 0 | 0 | 0 | .167 | .286 |
| Melhuse | .600 | 2 | 5 | 1 | 3 | 5 | 0 | 1 | 0 | 1 | 0 | 0 | 0 | 0 | 0 | 1 | 0 | 0 | 0 | 0 | 1.000 | .600 |
| Menechino | - | 1 | 0 | 0 | 0 | 0 | 0 | 0 | 0 | 0 | 0 | 0 | 0 | 0 | 0 | 0 | 0 | 0 | 0 | 0 | - | - |
| Singleton | .286 | 2 | 7 | 2 | 2 | 4 | 2 | 0 | 0 | 0 | 0 | 0 | 1 | 1 | 0 | 1 | 1 | 0 | 0 | 0 | .571 | .444 |
| Tejada | .087 | 5 | 23 | 0 | 2 | 3 | 1 | 0 | 0 | 2 | 0 | 0 | 0 | 0 | 0 | 4 | 0 | 0 | 0 | 1 | .130 | .087 |
| Totals | .213 | 5 | 178 | 18 | 38 | 51 | 8 | 1 | 1 | 15 | 1 | 0 | 4 | 21 | 2 | 37 | 3 | 0 | 0 | 5 | .287 | .310 |

| PITCHER | W | L | ERA | G | GS | CG | GF | SHO | SV | IP | H | R | ER | HR | HB | BB | IBB | SO | WP | BK | AVG |
|---------------|----------|----------|-------------|----------|----------|----------|----------|----------|----------|-------------|-----------|-----------|-----------|----------|----------|-----------|----------|-----------|----------|----------|-------------|
| Bradford | 0 | 0 | 0.00 | 4 | 0 | 0 | 0 | 0 | 0 | 3.2 | 4 | 0 | 0 | 0 | 0 | 2 | 2 | 5 | 0 | 0 | .286 |
| Foulke | 0 | 1 | 3.60 | 3 | 0 | 0 | 2 | 0 | 0 | 5.0 | 4 | 2 | 2 | 0 | 0 | 2 | 1 | 3 | 0 | 0 | .211 |
| Harden | 1 | 1 | 13.50 | 2 | 0 | 0 | 2 | 0 | 0 | 1.1 | 2 | 2 | 2 | 1 | 0 | 2 | 1 | 1 | 1 | 0 | .333 |
| Hudson | 0 | 0 | 3.52 | 2 | 2 | 0 | 0 | 0 | 0 | 7.2 | 10 | 3 | 3 | 2 | 0 | 1 | 0 | 6 | 0 | 0 | .323 |
| Lilly | 0 | 0 | 0.00 | 2 | 1 | 0 | 0 | 0 | 0 | 9.0 | 2 | 1 | 0 | 0 | 1 | 2 | 0 | 7 | 0 | 0 | .065 |
| Mecir | 0 | 0 | 0.00 | 1 | 0 | 0 | 0 | 0 | 0 | 2.1 | 0 | 0 | 0 | 0 | 0 | 1 | 1 | 0 | 0 | 0 | .333 |
| Rincon | 0 | 0 | 4.50 | 4 | 0 | 0 | 1 | 0 | 0 | 4.0 | 4 | 2 | 2 | 2 | 0 | 1 | 0 | 3 | 0 | 0 | .267 |
| Sparks | 0 | 0 | 4.50 | 1 | 0 | 0 | 0 | 0 | 0 | 4.0 | 2 | 2 | 2 | 1 | 0 | 3 | 0 | 1 | 0 | 0 | .143 |
| Zito | 1 | 1 | 3.46 | 2 | 2 | 0 | 0 | 0 | 0 | 13.0 | 9 | 5 | 5 | 2 | 1 | 4 | 0 | 13 | 0 | 0 | .191 |
| Totals | 2 | 3 | 2.98 | 5 | 5 | 0 | 5 | 0 | 0 | 48.1 | 38 | 17 | 16 | 8 | 2 | 18 | 5 | 39 | 1 | 0 | .211 |

Game 1 — October 1
Oakland 5, Boston 4 (12)

| Boston | ab | r | h | bi |
|----------------|-----------|----------|-----------|----------|
| Damon cf | 5 | 0 | 1 | 0 |
| GarciaParra ss | 5 | 1 | 2 | 0 |
| Walker 2b | 5 | 2 | 4 | 3 |
| Jackson 2b | 1 | 0 | 0 | 0 |
| Ramirez lf | 5 | 0 | 0 | 0 |
| Ortiz dh | 5 | 0 | 0 | 0 |
| Millar 1b | 6 | 0 | 2 | 0 |
| Mueller 3b | 5 | 0 | 1 | 0 |
| Nixon rf | 3 | 0 | 0 | 0 |
| McCarty ph | 0 | 0 | 0 | 0 |
| Brown ph-rf | 1 | 0 | 0 | 0 |
| Kapler ph-rf | 2 | 0 | 0 | 0 |
| Varitek c | 3 | 1 | 2 | 1 |
| Totals | 46 | 4 | 12 | 4 |

| Oakland | ab | r | h | bi |
|---------------|-----------|----------|----------|----------|
| Ellis 2b | 4 | 1 | 1 | 0 |
| Durazo dh | 4 | 1 | 2 | 3 |
| Chavez 3b | 6 | 1 | 0 | 0 |
| Tejada ss | 6 | 0 | 1 | 1 |
| Hatteberg 1b | 4 | 0 | 0 | 0 |
| Guillen lf | 3 | 0 | 1 | 0 |
| Long ph-lf-rf | 2 | 0 | 0 | 0 |
| Hernandez c | 4 | 0 | 2 | 1 |
| Dye rf | 3 | 0 | 0 | 0 |
| McMillon ph | 0 | 0 | 0 | 0 |
| Byrnes pr-lf | 1 | 1 | 0 | 0 |
| Singleton cf | 4 | 1 | 1 | 0 |
| Totals | 41 | 5 | 8 | 5 |

Boston 100 010 200 000 412 2
 Oakland 003 000 001 001 5 8 0

E – Martinez, Walker. **DP** – Boston 1, Oakland 1. **LOB** – Boston 13, Oakland 12. **2B** – Singleton, Durazo, Mueller. **HR** – Walker 2, Varitek. **SB** – Damon, Singleton, Chavez.

| Boston | ip | h | r | er | bb | so |
|------------|-----|----|---|----|----|----|
| Martinez | 7.0 | 6 | 3 | 3 | 4 | 3 |
| Timlin | 1.0 | 0 | 0 | 0 | 0 | 2 |
| Kim | 0.2 | 0 | 1 | 1 | 1 | 1 |
| Embree | 0.1 | 1 | 0 | 0 | 0 | 0 |
| Williamson | 1.0 | 0 | 0 | 0 | 1 | 2 |
| Lowe (L) | 1.2 | 1 | 1 | 1 | 4 | 2 |
| Oakland | ip | h | r | er | bb | so |
| Hudson | 6.2 | 10 | 3 | 3 | 1 | 5 |
| Rincon | 0.2 | 2 | 1 | 1 | 1 | 1 |
| Bradford | 0.2 | 0 | 0 | 0 | 1 | 1 |
| Foulke | 3.0 | 0 | 0 | 0 | 2 | 3 |
| Harden (W) | 1.0 | 0 | 0 | 0 | 2 | 1 |

HBP - by Kim (Singleton). **WP** - Harden
T – 4:37. **A** – 50,606.

Umpires – Marsh, Cooper, Bell, Darling, Welke, Gibson

Game 2 — October 2
Oakland 5, Boston 1

| Boston | ab | r | h | bi |
|----------------|-----------|----------|----------|----------|
| Damon cf | 4 | 0 | 2 | 1 |
| GarciaParra ss | 3 | 0 | 1 | 0 |
| Walker 2b | 4 | 0 | 0 | 0 |
| Ramirez lf | 3 | 0 | 1 | 0 |
| Ortiz dh | 4 | 0 | 0 | 0 |
| Millar 1b | 4 | 0 | 0 | 0 |
| Mueller 3b | 4 | 0 | 1 | 0 |
| Kapler rf | 3 | 0 | 0 | 0 |
| Varitek ph | 1 | 0 | 0 | 0 |
| Mirabelli c | 3 | 1 | 1 | 0 |
| Totals | 33 | 1 | 6 | 1 |

| Oakland | ab | r | h | bi |
|---------------|-----------|----------|----------|----------|
| Ellis 2b | 2 | 1 | 0 | 0 |
| Durazo dh | 4 | 0 | 1 | 0 |
| Chavez 3b | 4 | 0 | 0 | 0 |
| Tejada ss | 4 | 0 | 0 | 0 |
| Hatteberg 1b | 4 | 0 | 1 | 0 |
| Guillen lf | 1 | 1 | 0 | 0 |
| Long lf | 1 | 0 | 1 | 0 |
| Hernandez c | 4 | 1 | 1 | 1 |
| Dye rf | 3 | 1 | 0 | 0 |
| Byrnes cf | 4 | 1 | 2 | 2 |
| Totals | 31 | 5 | 6 | 3 |

Boston 001 000 000 1 6 1
 Oakland 050 000 00x 5 6 0

E – Walker. **LOB** – Boston 7, Oakland 7.
2B – Byrnes, Mirabelli, Damon.

| Boston | ip | h | r | er | bb | so |
|---------------|-----|---|---|----|----|----|
| Wakefield (L) | 6.0 | 4 | 5 | 3 | 3 | 7 |
| Embree | 1.0 | 0 | 0 | 0 | 0 | 0 |
| Williamson | 1.0 | 2 | 0 | 0 | 0 | 1 |
| Oakland | ip | h | r | er | bb | so |
| Zito (W) | 7.0 | 5 | 1 | 1 | 2 | 9 |
| Bradford | 1.0 | 0 | 0 | 0 | 0 | 1 |
| Foulke | 1.0 | 1 | 0 | 0 | 0 | 0 |

HBP - by Wakefield (Dye, Ellis). **PB** - Mirabelli.

T – 2:37. **A** – 36,305.

Umpires – Cooper, Bell, Darling, Welke, Gibson, Marsh

Game 3 — October 4
Boston 3, Oakland 1 (11)

| Oakland | ab | r | h | bi |
|---------------|-----------|----------|----------|----------|
| McMillon lf | 5 | 0 | 0 | 0 |
| Durazo dh | 4 | 1 | 0 | 0 |
| Tejada ss | 5 | 0 | 0 | 0 |
| Chavez 3b | 4 | 0 | 0 | 0 |
| Hernandez c | 5 | 0 | 0 | 0 |
| Hatteberg 1b | 4 | 0 | 1 | 0 |
| Ellis 2b | 4 | 0 | 1 | 0 |
| Long rf | 4 | 0 | 1 | 0 |
| Byrnes cf | 4 | 0 | 3 | 0 |
| Totals | 39 | 1 | 6 | 0 |

| Boston | ab | r | h | bi |
|----------------|-----------|----------|----------|----------|
| Damon cf | 4 | 0 | 1 | 0 |
| GarciaParra ss | 4 | 0 | 2 | 0 |
| Mueller 3b | 5 | 0 | 0 | 0 |
| Ramirez lf | 4 | 0 | 0 | 0 |
| Ortiz dh | 4 | 0 | 0 | 0 |
| Millar 1b | 4 | 0 | 1 | 0 |
| Varitek c | 4 | 1 | 1 | 0 |
| Brown pr | 0 | 0 | 0 | 0 |
| Mirabelli c | 1 | 1 | 1 | 0 |
| Kapler rf | 4 | 0 | 0 | 0 |
| Nixon ph | 1 | 1 | 1 | 2 |
| Jackson 2b | 3 | 0 | 0 | 0 |
| Walker ph-2b | 1 | 0 | 0 | 0 |
| Totals | 39 | 3 | 7 | 2 |

Oakland 000 001 000 00 1 6 4
 Boston 010 000 000 02 3 7 2

E – Tejada, Chavez 2, Hernandez, Lowe, GarciaParra. **DP** - Oakland 2. **LOB** – Oakland 7, Boston 10. **2B** – Damon. **HR** - Nixon. **SB** – Byrnes, GarciaParra.

| Oakland | ip | h | r | er | bb | so |
|----------------|-----|---|---|----|----|----|
| Lilly | 7.0 | 2 | 1 | 0 | 2 | 5 |
| Bradford | 1.2 | 2 | 0 | 0 | 1 | 2 |
| Rincon | 0.2 | 0 | 0 | 0 | 0 | 1 |
| Mecir | 0.2 | 1 | 0 | 0 | 1 | 0 |
| Harden (L) | 0.1 | 2 | 2 | 2 | 0 | 0 |
| Boston | ip | h | r | er | bb | so |
| Lowe | 7.0 | 6 | 1 | 0 | 2 | 2 |
| Timlin | 3.0 | 0 | 0 | 0 | 0 | 3 |
| Williamson (W) | 1.0 | 0 | 0 | 0 | 0 | 2 |

HBP – by Lilly (Damon). **T** – 3:42. **A** – 35,460.

Umpires – Emmel, Davis, Joyce, Welke, Montague, Barrett

Game 4 — October 5
Boston 5, Oakland 4

Game 5 — October 6
Boston 4, Oakland 3

| Oakland | ab | r | h | bi |
|---------------|-----------|----------|-----------|----------|
| Ellis 2b | 4 | 0 | 0 | 0 |
| Durazo dh | 5 | 0 | 1 | 0 |
| Chavez 3b | 4 | 0 | 1 | 0 |
| Tejada ss | 4 | 0 | 0 | 0 |
| Hatteberg 1b | 3 | 2 | 1 | 0 |
| Guillen lf | 4 | 0 | 2 | 0 |
| Melhuse c | 4 | 1 | 3 | 1 |
| Dye rf | 4 | 1 | 2 | 3 |
| Byrnes cf | 4 | 0 | 1 | 0 |
| Totals | 36 | 4 | 11 | 4 |

| Boston | ab | r | h | bi |
|----------------|-----------|----------|----------|----------|
| Damon cf | 4 | 1 | 1 | 2 |
| GarciaParra ss | 4 | 1 | 1 | 0 |
| Walker 2b | 4 | 1 | 1 | 1 |
| Jackson 2b | 0 | 0 | 0 | 0 |
| Ramirez lf | 4 | 1 | 2 | 0 |
| Ortiz dh | 4 | 0 | 1 | 2 |
| Brown pr | 0 | 0 | 0 | 0 |
| Millar 1b | 3 | 0 | 0 | 0 |
| Nixon rf | 2 | 0 | 1 | 0 |
| Mueller 3b | 2 | 0 | 0 | 0 |
| Varitek c | 3 | 1 | 0 | 0 |
| Totals | 30 | 5 | 7 | 5 |

| | | | | | | |
|---------|-----|-----|-----|---|----|---|
| Oakland | 010 | 003 | 000 | 4 | 11 | 1 |
| Boston | 002 | 001 | 02x | 5 | 7 | 0 |

E – Ellis. **DP** - Oakland 1, Boston 1. **LOB** – Oakland 7, Boston 4. **2B** – Chavez, GarciaParra, Ortiz. **3B** - Melhuse. **HR** - Damon, Dye, Walker.

| Oakland | ip | h | r | er | bb | so |
|----------------|-----|---|---|----|----|----|
| Hudson | 1.0 | 0 | 0 | 0 | 0 | 1 |
| Sparks | 4.0 | 2 | 2 | 2 | 3 | 1 |
| Rincon | 2.0 | 2 | 1 | 1 | 0 | 0 |
| Foulke (L) | 1.0 | 3 | 2 | 2 | 0 | 0 |
| Boston | ip | h | r | er | bb | so |
| Burke | 5.1 | 9 | 4 | 4 | 2 | 1 |
| Wakefield | 1.2 | 2 | 0 | 0 | 0 | 0 |
| Williamson (W) | 2.0 | 0 | 0 | 0 | 0 | 3 |

T – 3:02. **A** – 35,048
Umpires – Davis, Joyce, Welke, Montague, Barrett, Emmel

| Boston | ab | r | h | bi |
|----------------|-----------|----------|----------|----------|
| Damon cf | 2 | 1 | 1 | 0 |
| Brown ph-cf | 1 | 0 | 0 | 0 |
| GarciaParra ss | 4 | 0 | 0 | 0 |
| Walker 2b | 2 | 1 | 0 | 0 |
| Jackson 2b | 1 | 0 | 0 | 0 |
| Ramirez lf | 4 | 1 | 1 | 3 |
| Ortiz dh | 4 | 0 | 1 | 0 |
| Kapler pr | 0 | 0 | 0 | 0 |
| Millar 1b | 4 | 0 | 2 | 0 |
| Mueller 3b | 3 | 0 | 0 | 0 |
| Nixon rf | 4 | 0 | 0 | 0 |
| Varitek c | 3 | 1 | 1 | 1 |
| Totals | 32 | 4 | 6 | 4 |

| Oakland | ab | r | h | bi |
|-----------------|-----------|----------|----------|----------|
| Ellis 2b | 3 | 0 | 0 | 0 |
| McMillon ph | 1 | 0 | 1 | 1 |
| Menechino pr-2b | 0 | 0 | 0 | 0 |
| Long ph | 1 | 0 | 0 | 0 |
| Durazo dh | 4 | 1 | 1 | 0 |
| Chavez 3b | 4 | 0 | 0 | 0 |
| Tejada ss | 4 | 0 | 1 | 1 |
| Hatteberg 1b | 2 | 1 | 0 | 0 |
| Byrnes pr | 0 | 0 | 0 | 0 |
| Guillen lf | 3 | 0 | 2 | 1 |
| Hernandez c | 2 | 0 | 0 | 0 |
| Dye rf | 3 | 0 | 1 | 0 |
| Melhuse ph | 1 | 0 | 0 | 0 |
| Singleton cf | 3 | 1 | 1 | 0 |
| Totals | 31 | 3 | 7 | 3 |

| | | | | | | |
|---------|-----|-----|-----|---|---|---|
| Boston | 000 | 004 | 000 | 4 | 6 | 0 |
| Oakland | 000 | 101 | 010 | 3 | 7 | 0 |

DP – Boston 1. **LOB** – Boston 4, Oakland 7. **2B** – Guillen, Durazo, Tejada, Singleton. **HR** - Varitek, Ramirez. **SH** - Hernandez. **SB** – Damon.

| Boston | ip | h | r | er | bb | so |
|--------------|-----|---|---|----|----|----|
| Martinez (W) | 7.0 | 7 | 3 | 3 | 1 | 6 |
| Embree | 0.2 | 0 | 0 | 0 | 0 | 0 |
| Timlin | 0.1 | 0 | 0 | 0 | 0 | 0 |
| Williamson | 0.0 | 0 | 0 | 0 | 2 | 0 |
| Lowe (S) | 1.0 | 0 | 0 | 0 | 1 | 2 |
| Oakland | ip | h | r | er | bb | so |
| Zito (L) | 6.0 | 4 | 4 | 4 | 2 | 4 |
| Lilly | 2.0 | 0 | 0 | 0 | 0 | 2 |
| Bradford | 0.1 | 2 | 0 | 0 | 0 | 1 |
| Rincon | 0.2 | 0 | 0 | 0 | 0 | 1 |

HBP – by Martinez (Hernandez), by Zito (Walker). **T** – 3:05. **A** – 49,397.
Umpires – Welke, Gibson, Marsh, Cooper, Bell, Darling

2006 ALDS

The A's returned to postseason play for the fifth time in seven years and won a postseason series for the first time since the 1990 ALCS by sweeping Minnesota three games to none in the ALDS. Snapped a six series postseason losing streak and a nine-game losing streak in potential postseason clinching games, which was the longest such streak in Major League history. The A's batted .245 in the series and compiled a 2.33 ERA while outscoring the Twins 16-7. Frank Thomas led the A's with a .500 batting average and two home runs and Marco Scutaro topped the club with six RBI.

The A's win Game 1 in Minnesota, 3-2 as Barry Zito allows just one run on four hits in eight innings for the win. Frank Thomas homers and Marco Scutaro adds a RBI double in the second inning and Zito takes a two-hit shutout into the seventh inning before allowing a home run to Rondell White. Thomas homers again in the ninth inning for an important insurance run as Huston Street allows a run in the bottom of the ninth for the save. The A's win Game 2 by a 5-2 score. Oakland scores twice in the fifth inning on a Scutaro RBI double and a Jason Kendall RBI single, but Esteban Loaiza allows back-to-back home runs to Michael Cuddyer and Justin Morneau in the sixth inning. Mark Kotsay then hits a two-run inside-the-park home run in the seventh inning to give the A's the lead for good. The series moves to Oakland for Game 3 and the A's complete the sweep with an 8-3 win. Scutaro doubles twice and has four RBI and Milton Bradley and Eric Chavez homer. Dan Haren allows two runs in six innings for the win.

FINAL STATISTICS

| PLAYER | AVG | G | AB | R | H | TB | 2B | 3B | HR | RBI | SH | SF | HP | BB | IBB | SO | SB | CS | DP | E | SLG | OBP |
|---------------|-------------|----------|------------|-----------|-----------|-----------|----------|----------|----------|-----------|----------|----------|----------|----------|----------|-----------|----------|----------|----------|----------|-------------|-------------|
| Bradley | .077 | 3 | 13 | 1 | 1 | 4 | 0 | 0 | 1 | 2 | 0 | 0 | 0 | 0 | 0 | 1 | 0 | 0 | 1 | 0 | .308 | .077 |
| Chavez | .200 | 3 | 10 | 2 | 2 | 6 | 1 | 0 | 1 | 1 | 0 | 0 | 0 | 2 | 0 | 4 | 0 | 0 | 0 | .600 | .333 | |
| Ellis | .286 | 2 | 7 | 0 | 2 | 2 | 0 | 0 | 0 | 0 | 0 | 0 | 0 | 0 | 0 | 2 | 0 | 0 | 0 | .286 | .286 | |
| Jimenez | .000 | 2 | 4 | 0 | 0 | 0 | 0 | 0 | 0 | 0 | 0 | 0 | 0 | 0 | 0 | 1 | 0 | 0 | 0 | .000 | .000 | |
| Kendall | .214 | 3 | 14 | 1 | 3 | 4 | 1 | 0 | 0 | 1 | 0 | 0 | 0 | 0 | 0 | 4 | 0 | 0 | 1 | .286 | .214 | |
| Kotsay | .143 | 3 | 14 | 2 | 2 | 5 | 0 | 0 | 1 | 2 | 0 | 0 | 0 | 0 | 0 | 2 | 0 | 0 | 1 | .357 | .143 | |
| Payton | .333 | 3 | 12 | 3 | 4 | 4 | 0 | 0 | 0 | 0 | 0 | 0 | 0 | 0 | 0 | 1 | 0 | 0 | 0 | .333 | .333 | |
| Scutaro | .333 | 3 | 12 | 1 | 4 | 8 | 4 | 0 | 0 | 6 | 0 | 0 | 0 | 0 | 1 | 0 | 0 | 0 | 0 | .667 | .333 | |
| Swisher | .300 | 3 | 10 | 3 | 3 | 5 | 2 | 0 | 0 | 1 | 0 | 0 | 0 | 2 | 0 | 2 | 0 | 0 | 0 | .500 | .417 | |
| Thomas | .500 | 3 | 10 | 3 | 5 | 12 | 1 | 0 | 2 | 2 | 0 | 0 | 0 | 2 | 1 | 1 | 0 | 0 | 0 | 1.200 | .583 | |
| Totals | .245 | 3 | 106 | 16 | 26 | 50 | 9 | 0 | 5 | 15 | 0 | 0 | 0 | 6 | 1 | 19 | 0 | 0 | 2 | 1 | .472 | .286 |

| PITCHER | W | L | ERA | G | GS | CG | GF | SHO | SV | IP | H | R | ER | HR | HB | BB | IBB | SO | WP | BK | AVG |
|---------------|----------|----------|-------------|----------|----------|----------|----------|----------|----------|-------------|-----------|----------|----------|----------|----------|----------|----------|-----------|----------|----------|-------------|
| Calero | 1 | 0 | 0.00 | 1 | 0 | 0 | 0 | 0 | 0 | 1.0 | 0 | 0 | 0 | 0 | 0 | 1 | 0 | 1 | 0 | 0 | .000 |
| Duchscherer | 0 | 0 | 2.25 | 2 | 0 | 0 | 0 | 0 | 0 | 4.0 | 1 | 1 | 1 | 1 | 0 | 0 | 0 | 4 | 0 | 0 | .077 |
| Haren | 1 | 0 | 3.00 | 1 | 1 | 0 | 0 | 0 | 0 | 6.0 | 9 | 2 | 2 | 1 | 0 | 1 | 0 | 2 | 0 | 0 | .375 |
| Loaiza | 0 | 0 | 3.60 | 1 | 1 | 0 | 0 | 0 | 0 | 5.0 | 8 | 2 | 2 | 2 | 0 | 0 | 0 | 2 | 0 | 0 | .348 |
| Street | 0 | 0 | 3.00 | 3 | 0 | 0 | 3 | 0 | 2 | 3.0 | 4 | 1 | 1 | 0 | 0 | 1 | 0 | 1 | 0 | 0 | .333 |
| Zito | 1 | 0 | 1.13 | 1 | 1 | 0 | 0 | 0 | 0 | 8.0 | 4 | 1 | 1 | 1 | 0 | 3 | 0 | 1 | 0 | 0 | .154 |
| Totals | 3 | 0 | 2.33 | 3 | 3 | 0 | 3 | 0 | 2 | 27.0 | 26 | 7 | 7 | 5 | 0 | 6 | 0 | 11 | 0 | 0 | .257 |

Game 1 — October 3
Oakland 3, Minnesota 2

Game 2 — October 4
Oakland 5, Minnesota 2

Game 3 — October 6
Oakland 8, Minnesota 3

| Oakland | ab | r | h | bi |
|---------------|-----------|----------|----------|----------|
| Kendall c | 4 | 0 | 0 | 0 |
| Kotsay cf | 4 | 0 | 1 | 0 |
| Bradley rf | 4 | 0 | 0 | 0 |
| Thomas dh | 4 | 2 | 3 | 2 |
| Chavez 3b | 4 | 0 | 0 | 0 |
| Payton lf | 4 | 1 | 1 | 0 |
| Swisher 1b | 3 | 0 | 1 | 0 |
| Scutaro ss | 4 | 0 | 1 | 1 |
| Ellis 2b | 3 | 0 | 0 | 0 |
| Totals | 34 | 3 | 7 | 3 |

| Oakland | ab | r | h | bi |
|---------------|-----------|----------|-----------|----------|
| Kendall c | 5 | 1 | 2 | 1 |
| Kotsay cf | 5 | 1 | 1 | 2 |
| Bradley rf | 4 | 0 | 0 | 0 |
| Thomas dh | 3 | 0 | 1 | 0 |
| Chavez 3b | 4 | 0 | 0 | 0 |
| Payton lf | 4 | 0 | 2 | 0 |
| Swisher 1b | 4 | 2 | 2 | 0 |
| Scutaro ss | 4 | 1 | 1 | 1 |
| Ellis 2b | 4 | 0 | 2 | 0 |
| Jimenez 2b | 0 | 0 | 0 | 0 |
| Totals | 37 | 5 | 11 | 4 |

| Minnesota | ab | r | h | bi |
|---------------|-----------|----------|-----------|----------|
| Castillo 2b | 5 | 0 | 1 | 0 |
| Punto 3b | 4 | 0 | 1 | 0 |
| Mauer c | 4 | 0 | 1 | 0 |
| Cuddyer rf | 4 | 0 | 0 | 0 |
| Morneau 1b | 4 | 2 | 3 | 1 |
| Hunter cf | 3 | 1 | 2 | 1 |
| White lf | 4 | 0 | 3 | 1 |
| Ford pr | 0 | 0 | 0 | 0 |
| Tyner dh | 3 | 0 | 0 | 0 |
| Bartlett ss | 4 | 0 | 1 | 0 |
| Totals | 35 | 3 | 12 | 3 |

| Minnesota | ab | r | h | bi |
|---------------|-----------|----------|----------|----------|
| Castillo 2b | 2 | 0 | 1 | 0 |
| Punto 3b | 3 | 0 | 0 | 0 |
| Mauer c | 3 | 0 | 0 | 0 |
| Cuddyer rf | 4 | 1 | 1 | 0 |
| Morneau 1b | 4 | 0 | 0 | 0 |
| Hunter cf | 4 | 0 | 0 | 1 |
| White lf | 4 | 1 | 2 | 1 |
| Nevin dh | 3 | 0 | 0 | 0 |
| Bartlett ss | 3 | 0 | 1 | 0 |
| Totals | 30 | 2 | 5 | 2 |

| Minnesota | ab | r | h | bi |
|---------------|-----------|----------|----------|----------|
| Castillo 2b | 4 | 0 | 1 | 0 |
| Punto 3b | 5 | 0 | 1 | 0 |
| Mauer c | 4 | 0 | 1 | 0 |
| Cuddyer rf | 4 | 1 | 2 | 1 |
| Morneau 1b | 4 | 1 | 2 | 1 |
| Hunter cf | 4 | 0 | 1 | 0 |
| White lf | 4 | 0 | 0 | 0 |
| Tyner dh | 3 | 0 | 0 | 0 |
| Bartlett ss | 4 | 0 | 1 | 0 |
| Totals | 36 | 2 | 9 | 2 |

| Oakland | ab | r | h | bi |
|---------------|-----------|----------|----------|----------|
| Kendall c | 5 | 0 | 1 | 0 |
| Kotsay cf | 5 | 1 | 0 | 0 |
| Bradley rf | 5 | 1 | 1 | 2 |
| Thomas dh | 3 | 1 | 1 | 0 |
| Chavez 3b | 2 | 2 | 2 | 1 |
| Payton lf | 4 | 2 | 1 | 0 |
| Swisher 1b | 3 | 1 | 0 | 1 |
| Scutaro ss | 4 | 0 | 2 | 4 |
| Jimenez 2b | 4 | 0 | 0 | 0 |
| Totals | 35 | 8 | 8 | 8 |

| | | | | | | |
|-----------|-----|-----|-----|---|---|---|
| Oakland | 020 | 000 | 001 | 3 | 7 | 0 |
| Minnesota | 000 | 000 | 101 | 2 | 5 | 2 |

| | | | | | | |
|-----------|-----|-----|-----|---|----|---|
| Oakland | 000 | 020 | 201 | 5 | 11 | 0 |
| Minnesota | 000 | 002 | 000 | 2 | 9 | 0 |

| | | | | | | |
|-----------|-----|-----|-----|---|----|---|
| Minnesota | 000 | 101 | 010 | 3 | 12 | 3 |
| Oakland | 022 | 000 | 40x | 8 | 8 | 1 |

E – Bartlett, Cuddyer. **DP** - Minnesota 1. **LOB** – Oakland 5, Minnesota 5. **2B** – Scutaro, White, Bartlett. **3B** – Cuddyer. **HR** - Thomas 2, White. **SH** – Punto. **CS** – Castillo.

DP - Minnesota 1. **LOB** – Oakland 6, Minnesota 9. **2B** – Kendall, Thomas, Swisher 2, Scutaro. **HR** - Kotsay, Cuddyer, Morneau. **SB** – Tyner.

E – Bartlett, Morneau, Radke, Kendall. **DP** – Oakland 2. **LOB** – Minnesota 7, Oakland 7. **2B** – Morneau, Hunter, Chavez, Scutaro 2. **HR** - Morneau, Hunter, Bradley, Chavez. **SH** - Hunter.

| Oakland | ip | h | r | er | bb | so |
|------------------|-----------|----------|----------|-----------|-----------|-----------|
| Zito (W) | 8.0 | 4 | 1 | 1 | 3 | 1 |
| Street (S) | 1.0 | 1 | 1 | 1 | 0 | 0 |
| Minnesota | ip | h | r | er | bb | so |
| Santana | 8.0 | 5 | 2 | 2 | 1 | 8 |
| Crain | 0.2 | 2 | 1 | 1 | 0 | 0 |
| Neshek | 0.1 | 0 | 0 | 0 | 0 | 1 |

| Oakland | ip | h | r | er | bb | so |
|------------------|-----------|----------|----------|-----------|-----------|-----------|
| Loaiza | 5.0 | 8 | 2 | 2 | 0 | 2 |
| Calero (W) | 1.0 | 0 | 0 | 0 | 1 | 1 |
| Duchscherer | 2.0 | 0 | 0 | 0 | 0 | 3 |
| Street (S) | 1.0 | 1 | 0 | 0 | 1 | 1 |
| Minnesota | ip | h | r | er | bb | so |
| Bonser | 6.0 | 7 | 2 | 2 | 1 | 3 |
| Neshek (L) | 0.2 | 1 | 1 | 1 | 0 | 0 |
| Reyes | 0.1 | 1 | 1 | 1 | 0 | 0 |
| Rincon | 1.1 | 1 | 1 | 1 | 0 | 3 |
| Nathan | 0.2 | 1 | 0 | 0 | 0 | 1 |

| Minnesota | ip | h | r | er | bb | so |
|----------------|-----------|----------|----------|-----------|-----------|-----------|
| Radke (L) | 4.0 | 5 | 4 | 3 | 1 | 2 |
| Perkins | 0.1 | 2 | 0 | 0 | 0 | 0 |
| Rincon | 1.2 | 0 | 0 | 0 | 0 | 0 |
| Reyes | 0.2 | 0 | 2 | 0 | 2 | 0 |
| Crain | 0.1 | 1 | 2 | 0 | 1 | 1 |
| Guerrier | 1.0 | 0 | 0 | 0 | 0 | 0 |
| Oakland | ip | h | r | er | bb | so |
| Haren (W) | 6.0 | 9 | 2 | 2 | 1 | 2 |
| Duchscherer | 2.0 | 1 | 1 | 1 | 0 | 1 |
| Street | 1.0 | 2 | 0 | 0 | 0 | 0 |

T – 2:19. **A** – 55,542.
Umpires – Marsh, Danley, Everitt, Rapuano, Tschida, Randazzo.

Loaiza pitched to two batters in the 6th.
WP – Nathan.
T – 3:02. **A** – 55,710
Umpires – Danley, Everitt, Rapuano, Tschida, Randazzo, Marsh.

T – 2:55. **A** – 35,694.
Umpires – Everitt, Rapuano, Tschida, Randazzo, Marsh, Danley

2006 ALCS

The A's return to the American League Championship Series for the first time since 1992 and the 11th time overall, but are swept in four games by Detroit. The A's hit .221 in the series and scored just nine runs in the four games. Milton Bradley drives in five of those runs and homers twice while batting a team leading .500. The A's pitching staff allows 22 runs for a 5.71 ERA.

The A's lose Game 1 in Oakland by a score of 5-1. Barry Zito takes the loss, allowing five runs on seven hits in 3 2/3 innings, but the A's bullpen blanks the Tigers the rest of the way. The A's are limited to a run on eight hits by four Detroit pitchers. Milton Bradley homers from both sides of the plate and is 4 for 5 with four RBI in Game 2 but the A's lose, 8-5. Esteban Loaiza allows seven runs on nine hits in six innings for the loss. The series moves to Detroit for Game 3 and Kenny Rogers and the Tigers bullpen shutout the A's on two hits, 3-0. Jason Kendall singles to start the game and Marco Scutaro has a one out single in the fifth for the A's only hits. Rich Harden takes the loss, allowing three runs on five hits and five walks in 5 2/3 innings. The Tigers complete the sweep in Game 4 with a 6-3 win. Milton Bradley and Eric Chavez have RBI doubles in the first inning to give the A's a 2-0 lead and Jay Payton adds a solo home run in the fourth inning to make the score 3-0. Dan Haren shuts out Detroit on two hits over the first four innings before allowing two runs in the fifth and one in the sixth. The game remains tied at three entering the bottom of the ninth when Huston Street allows a two-out three-run home run to Magglio Ordonez for the loss.

FINAL STATISTICS

| PLAYER | AVG | G | AB | R | H | TB | 2B | 3B | HR | RBI | SH | SF | HP | BB | IBB | SO | SB | CS | DP | E | SLG | OBP |
|---------------|-------------|----------|------------|----------|-----------|-----------|----------|----------|----------|----------|----------|----------|----------|-----------|----------|-----------|----------|----------|----------|----------|-------------|-------------|
| Bradley | .500 | 4 | 18 | 4 | 9 | 17 | 2 | 0 | 2 | 5 | 0 | 0 | 0 | 0 | 0 | 2 | 0 | 0 | 1 | 0 | .944 | .500 |
| Chavez | .231 | 4 | 13 | 1 | 3 | 7 | 1 | 0 | 1 | 2 | 0 | 0 | 0 | 2 | 0 | 4 | 0 | 0 | 0 | 1 | .538 | .333 |
| Jimenez | .167 | 4 | 12 | 0 | 2 | 2 | 0 | 0 | 0 | 0 | 0 | 0 | 0 | 0 | 0 | 2 | 0 | 0 | 1 | 2 | .167 | .167 |
| Kendall | .294 | 4 | 17 | 0 | 5 | 5 | 0 | 0 | 0 | 0 | 0 | 0 | 0 | 2 | 0 | 2 | 0 | 0 | 0 | 0 | .294 | .368 |
| Kielty | .000 | 2 | 2 | 0 | 0 | 0 | 0 | 0 | 0 | 0 | 0 | 0 | 0 | 0 | 0 | 0 | 0 | 0 | 1 | 0 | .000 | .000 |
| Kiger | — | 2 | 0 | 0 | 0 | 0 | 0 | 0 | 0 | 0 | 0 | 0 | 0 | 0 | 0 | 0 | 0 | 0 | 0 | 0 | — | — |
| Kotsay | .250 | 4 | 16 | 3 | 4 | 6 | 2 | 0 | 0 | 0 | 0 | 0 | 0 | 2 | 0 | 3 | 0 | 0 | 2 | 0 | .375 | .333 |
| Melhuse | .000 | 1 | 1 | 0 | 0 | 0 | 0 | 0 | 0 | 0 | 0 | 0 | 0 | 0 | 0 | 1 | 0 | 0 | 0 | 0 | .000 | .000 |
| Payton | .286 | 4 | 14 | 1 | 4 | 9 | 2 | 0 | 1 | 2 | 0 | 0 | 0 | 1 | 0 | 2 | 0 | 0 | 0 | 0 | .643 | .333 |
| Scutaro | .067 | 4 | 15 | 0 | 1 | 1 | 0 | 0 | 0 | 0 | 0 | 0 | 0 | 0 | 0 | 3 | 0 | 0 | 1 | 0 | .067 | .067 |
| Swisher | .100 | 4 | 10 | 0 | 1 | 1 | 0 | 0 | 0 | 0 | 0 | 0 | 0 | 5 | 0 | 5 | 0 | 0 | 0 | 0 | .100 | .400 |
| Thomas | .000 | 4 | 13 | 0 | 0 | 0 | 0 | 0 | 0 | 0 | 0 | 0 | 1 | 2 | 0 | 4 | 0 | 0 | 1 | 0 | .000 | .188 |
| Totals | .221 | 4 | 131 | 9 | 29 | 48 | 7 | 0 | 4 | 9 | 0 | 0 | 1 | 14 | 0 | 28 | 0 | 0 | 7 | 3 | .366 | .301 |

| PITCHER | W | L | ERA | G | GS | CG | GF | SHO | SV | IP | H | R | ER | HR | HB | BB | IBB | SO | WP | BK | AVG |
|---------------|----------|----------|-------------|----------|----------|----------|----------|----------|----------|-------------|-----------|-----------|-----------|----------|----------|-----------|----------|-----------|----------|----------|-------------|
| Blanton | 0 | 0 | 0.00 | 1 | 0 | 0 | 1 | 0 | 0 | 2.0 | 0 | 0 | 0 | 0 | 0 | 2 | 0 | 2 | 0 | 0 | .000 |
| Calero | 0 | 0 | 0.00 | 3 | 0 | 0 | 1 | 0 | 0 | 2.0 | 3 | 0 | 0 | 0 | 0 | 1 | 0 | 1 | 0 | 0 | .333 |
| Gaudin | 0 | 0 | 0.00 | 3 | 0 | 0 | 0 | 0 | 0 | 3.1 | 2 | 0 | 0 | 0 | 0 | 3 | 1 | 1 | 0 | 0 | .182 |
| Harden | 0 | 1 | 4.76 | 1 | 1 | 0 | 0 | 0 | 0 | 5.2 | 5 | 3 | 3 | 1 | 0 | 5 | 0 | 4 | 0 | 0 | .238 |
| Haren | 0 | 0 | 5.40 | 1 | 1 | 0 | 0 | 0 | 0 | 5.0 | 7 | 3 | 3 | 1 | 0 | 2 | 0 | 7 | 2 | 0 | .333 |
| Kennedy | 0 | 0 | 0.00 | 4 | 0 | 0 | 0 | 0 | 0 | 3.2 | 2 | 0 | 0 | 0 | 0 | 2 | 1 | 2 | 1 | 0 | .143 |
| Loaiza | 0 | 1 | 10.50 | 1 | 1 | 0 | 0 | 0 | 0 | 6.0 | 9 | 7 | 7 | 1 | 0 | 1 | 0 | 5 | 0 | 0 | .375 |
| Street | 0 | 1 | 10.80 | 2 | 0 | 0 | 2 | 0 | 0 | 3.1 | 4 | 4 | 4 | 2 | 0 | 0 | 0 | 3 | 0 | 0 | .308 |
| Zito | 0 | 1 | 12.27 | 1 | 1 | 0 | 0 | 0 | 0 | 3.2 | 7 | 5 | 5 | 2 | 0 | 3 | 0 | 0 | 0 | 0 | .389 |
| Totals | 0 | 4 | 5.71 | 4 | 4 | 0 | 4 | 0 | 0 | 34.2 | 39 | 22 | 22 | 7 | 0 | 19 | 2 | 25 | 3 | 0 | .285 |

Game 1 — October 10
Detroit 5, Oakland 1

Game 2 — October 11
Detroit 8, Oakland 5

Game 3 — October 13
Detroit 3, Oakland 0

| Detroit | ab | r | h | bi |
|---------------|-----------|----------|-----------|----------|
| Granderson cf | 5 | 1 | 2 | 0 |
| Polanco 2b | 4 | 0 | 1 | 1 |
| Casey 1b | 3 | 0 | 1 | 0 |
| Santiago ss | 1 | 0 | 0 | 0 |
| Ordonez rf | 4 | 0 | 1 | 1 |
| Guillen ss-1b | 5 | 0 | 1 | 0 |
| Rodriguez c | 5 | 1 | 2 | 1 |
| Monroe lf | 4 | 0 | 0 | 0 |
| Thames dh | 4 | 1 | 0 | 0 |
| Inge 3b | 3 | 2 | 3 | 2 |
| Totals | 38 | 5 | 11 | 5 |

| Oakland | ab | r | h | bi |
|---------------|-----------|----------|----------|----------|
| Kendall c | 3 | 0 | 1 | 0 |
| Kotsay cf | 4 | 0 | 1 | 0 |
| Bradley rf | 4 | 1 | 2 | 0 |
| Thomas dh | 3 | 0 | 0 | 0 |
| Payton lf | 4 | 0 | 2 | 1 |
| Chavez 3b | 3 | 0 | 1 | 0 |
| Swisher 1b | 3 | 0 | 0 | 0 |
| Scutaro ss | 4 | 0 | 0 | 0 |
| Jimenez 2b | 4 | 0 | 1 | 0 |
| Totals | 32 | 1 | 8 | 1 |

| | | | | | | |
|---------|-----|-----|-----|---|----|---|
| Detroit | 002 | 300 | 000 | 5 | 11 | 1 |
| Oakland | 000 | 000 | 010 | 1 | 8 | 1 |

E – Guillen, Jimenez. **DP** – Detroit 4. **LOB** – Detroit 11, Oakland 9. **2B** – Granderson, Inge, Bradley, Payton 2. **HR** - Rodriguez, Inge.

| Detroit | ip | h | r | er | bb | so |
|----------------|-----------|----------|----------|-----------|-----------|-----------|
| Robertson (W) | 5.0 | 6 | 0 | 0 | 3 | 4 |
| Rodney | 2.0 | 1 | 0 | 0 | 1 | 1 |
| Zumaya | 1.0 | 1 | 1 | 1 | 0 | 0 |
| Jones | 1.0 | 0 | 0 | 0 | 1 | 0 |
| Oakland | ip | h | r | er | bb | so |
| Zito (L) | 3.2 | 7 | 5 | 5 | 3 | 0 |
| Gaudin | 1.2 | 1 | 0 | 0 | 0 | 1 |
| Kennedy | 0.2 | 1 | 0 | 0 | 0 | 0 |
| Calero | 1.0 | 2 | 0 | 0 | 0 | 0 |
| Blanton | 2.0 | 0 | 0 | 0 | 2 | 2 |

T – 3:20. **A** – 35,655.
Umpires – Crawford, Wendelstedt, Cousins, Meriwether, Cederstrom, Reilly.

| Detroit | ab | r | h | bi |
|---------------|-----------|----------|-----------|----------|
| Granderson cf | 5 | 1 | 2 | 1 |
| Perez ss | 4 | 0 | 0 | 0 |
| Polanco 2b | 4 | 1 | 3 | 0 |
| Ordonez rf | 5 | 1 | 1 | 0 |
| Guillen 1b | 4 | 1 | 1 | 0 |
| Rodriguez c | 3 | 1 | 0 | 0 |
| Monroe lf | 3 | 2 | 2 | 2 |
| Gomez dh | 4 | 1 | 2 | 4 |
| Inge 3b | 3 | 0 | 0 | 1 |
| Totals | 35 | 8 | 11 | 8 |

| Oakland | ab | r | h | bi |
|---------------|-----------|----------|-----------|----------|
| Kendall c | 5 | 0 | 1 | 0 |
| Kotsay cf | 4 | 2 | 3 | 0 |
| Bradley rf | 5 | 2 | 4 | 4 |
| Thomas dh | 5 | 0 | 0 | 0 |
| Chavez 3b | 4 | 1 | 1 | 1 |
| Payton lf | 4 | 0 | 1 | 0 |
| Swisher 1b | 3 | 0 | 0 | 0 |
| Scutaro ss | 4 | 0 | 0 | 0 |
| Jimenez 2b | 3 | 0 | 1 | 0 |
| Melhuse ph | 1 | 0 | 0 | 0 |
| Totals | 38 | 5 | 11 | 5 |

| | | | | | | |
|---------|-----|-----|-----|---|----|---|
| Detroit | 010 | 402 | 001 | 8 | 11 | 0 |
| Oakland | 102 | 001 | 100 | 5 | 11 | 1 |

E – Jimenez. **DP** – Oakland 1. **LOB** – Detroit 5, Oakland 8. **2B** – Guillen, Monroe, Kotsay 2. **HR** - Granderson, Gomez, Bradley 2, Chavez. **SH** – Perez. **SF** – Monroe, Inge.

| Detroit | ip | h | r | er | bb | so |
|----------------|-----------|----------|----------|-----------|-----------|-----------|
| Verlander (W) | 5.1 | 7 | 4 | 4 | 1 | 6 |
| Ledezma | 1.1 | 1 | 1 | 1 | 1 | 1 |
| Grilli | 0.1 | 0 | 0 | 0 | 0 | 1 |
| Rodney | 1.0 | 0 | 0 | 0 | 0 | 3 |
| Jones (S) | 1.0 | 3 | 0 | 0 | 0 | 2 |
| Oakland | ip | h | r | er | bb | so |
| Loaiza (L) | 6.0 | 9 | 7 | 7 | 1 | 5 |
| Gaudin | 0.2 | 1 | 0 | 0 | 1 | 0 |
| Kennedy | 1.1 | 0 | 0 | 0 | 0 | 1 |
| Street | 1.0 | 1 | 1 | 1 | 0 | 1 |

WP– Verlander. **BK** – Verlander.
T – 3:06. **A** – 36,168.
Umpires – Wendelstedt, Cousins, Meriwether, Cederstrom, Reilly, Crawford.

| Oakland | ab | r | h | bi |
|---------------|-----------|----------|----------|----------|
| Kendall c | 4 | 0 | 1 | 0 |
| Kotsay cf | 4 | 0 | 0 | 0 |
| Bradley rf | 4 | 0 | 0 | 0 |
| Thomas dh | 2 | 0 | 0 | 0 |
| Payton lf | 3 | 0 | 0 | 0 |
| Chavez 3b | 3 | 0 | 0 | 0 |
| Swisher 1b | 1 | 0 | 0 | 0 |
| Scutaro ss | 3 | 0 | 1 | 0 |
| Jimenez 2b | 2 | 0 | 0 | 0 |
| Kielty ph | 1 | 0 | 0 | 0 |
| Kiger 2b | 0 | 0 | 0 | 0 |
| Totals | 27 | 0 | 2 | 0 |

| Detroit | ab | r | h | bi |
|---------------|-----------|----------|----------|----------|
| Granderson cf | 1 | 1 | 0 | 0 |
| Monroe lf | 3 | 2 | 2 | 1 |
| Polanco 2b | 4 | 0 | 2 | 1 |
| Ordonez rf | 4 | 0 | 0 | 1 |
| Guillen 1b | 4 | 0 | 0 | 0 |
| Rodriguez c | 4 | 0 | 0 | 0 |
| Infante dh | 2 | 0 | 1 | 0 |
| Gomez ph-dh | 1 | 0 | 1 | 0 |
| Inge 3b | 3 | 0 | 0 | 0 |
| Santiago ss | 3 | 0 | 0 | 0 |
| Totals | 29 | 3 | 6 | 3 |

| | | | | | | |
|---------|-----|-----|-----|---|---|---|
| Oakland | 000 | 000 | 000 | 0 | 2 | 0 |
| Detroit | 200 | 010 | 00x | 3 | 6 | 0 |

DP – Oakland 1, Detroit 2. **LOB** – Oakland 3, Detroit 9. **2B** – Polanco. **HR** - Monroe. **SB** – Granderson, Infante.

| Oakland | ip | h | r | er | bb | so |
|----------------|-----------|----------|----------|-----------|-----------|-----------|
| Harden (L) | 5.2 | 5 | 3 | 3 | 5 | 4 |
| Gaudin | 1.0 | 0 | 0 | 0 | 2 | 0 |
| Kennedy | 0.1 | 0 | 0 | 0 | 0 | 0 |
| Calero | 1.0 | 1 | 0 | 0 | 0 | 1 |
| Detroit | ip | h | r | er | bb | so |
| Rogers (W) | 7.1 | 2 | 0 | 0 | 2 | 6 |
| Rodney | 0.2 | 0 | 0 | 0 | 0 | 0 |
| Jones (S) | 1.0 | 0 | 0 | 0 | 0 | 0 |

HBP – by Rogers (Thomas).
T – 2:57. **A** – 41,669
Umpires – Cousins, Meriwether, Cederstrom, Reilly, Crawford, Wendelstedt.

Game 4 — October 14
Detroit 6, Oakland 3

| Oakland | ab | r | h | bi |
|----------------|-----------|----------|----------|-----------|
| Kendall c | 5 | 0 | 2 | 0 |
| Kotsay cf | 4 | 1 | 0 | 0 |
| Bradley rf | 5 | 1 | 3 | 1 |
| Thomas dh | 3 | 0 | 0 | 0 |
| Chavez 3b | 3 | 0 | 1 | 1 |
| Payton lf | 3 | 1 | 1 | 1 |
| Swisher 1b | 3 | 0 | 1 | 0 |
| Scutaro ss | 4 | 0 | 0 | 0 |
| Jimenez 2b | 3 | 0 | 0 | 0 |
| Kielty ph | 1 | 0 | 0 | 0 |
| Kiger 2b | 0 | 0 | 0 | 0 |
| Totals | 34 | 3 | 8 | 3 |

| Detroit | ab | r | h | bi |
|----------------|-----------|----------|-----------|-----------|
| Granderson cf | 4 | 1 | 1 | 1 |
| Monroe lf | 4 | 1 | 2 | 1 |
| Polanco 2b | 5 | 1 | 3 | 0 |
| Ordonez rf | 4 | 2 | 2 | 4 |
| Guillen 1b | 3 | 0 | 1 | 0 |
| Rodriguez c | 4 | 0 | 0 | 0 |
| Gomez dh | 4 | 0 | 1 | 0 |
| Inge 3b | 3 | 1 | 1 | 0 |
| Santiago ss | 3 | 0 | 0 | 0 |
| Thames ph | 1 | 0 | 0 | 0 |
| Totals | 35 | 6 | 11 | 6 |

two outs when winning run scored

| | | | | | | |
|---------|-----|-----|-----|---|----|---|
| Oakland | 200 | 100 | 000 | 3 | 8 | 1 |
| Detroit | 000 | 021 | 003 | 6 | 11 | 0 |

E – Chavez. **DP** – Oakland 2, Detroit 1.

LOB – Oakland 9, Detroit 8. **2B** – Bradley, Chavez, Granderson, Monroe. **HR** – Payton, Ordonez 2.

| Oakland | ip | h | r | er | bb | so |
|----------------|-----------|----------|----------|-----------|-----------|-----------|
| Haren | 5.0 | 7 | 3 | 3 | 2 | 7 |
| Kennedy | 1.1 | 1 | 0 | 0 | 2 | 1 |
| Calero | 0.0 | 0 | 0 | 0 | 1 | 0 |
| Street (L) | 2.1 | 3 | 3 | 3 | 0 | 2 |
| Detroit | ip | h | r | er | bb | so |
| Bonderman | 6.2 | 6 | 3 | 3 | 2 | 3 |
| Walker | 0.1 | 0 | 0 | 0 | 0 | 1 |
| Grilli | 0.2 | 1 | 0 | 0 | 3 | 0 |
| Ledezma (W) | 1.1 | 1 | 0 | 0 | 0 | 0 |

Haren pitched to two batters in the sixth, Calero pitched to one batter in the seventh.

WP – Haren 2, Kennedy, Bonderman.

T – 3:23. **A** – 42,967

Umpires – Meriwether, Cederstrom, Reilly, Crawford, Wendelstedt, Cousins.

2012 ALDS

The A's lose to the Detroit Tigers three games to two in their first postseason appearance in six years. It was the A's sixth ALDS appearance in the last 13 years and their fifth loss, with all the losses going the full five games. The A's pitching staff compiled a 2.89 ERA and walked just seven batters in the five-game series, but the offense hit just .194 and scored 11 runs in the five games. Yoenis Céspedes hit safely in all five games and paces the A's offense with a .316 batting average

The A's lose Game 1 in Detroit, 3-1. Coco Crisp leads off the game with a home run but that is the only run Justin Verlander would allow in seven innings. Jarrod Parker allows a run in the first on a double play, an unearned run in the third and an Alex Avila home run in the fifth. The A's fall behind 2 games to 0 with a 5-4 loss in Game 2. Cliff Pennington breaks a 1-1 tie with a RBI single in the seventh but Sean Doolittle allows two unearned runs in the bottom of the seventh to put Detroit ahead 3-2. The A's then score twice in the eighth when Céspedes scores on a wild pitch and Josh Reddick homers, but the Tigers tie the game in the eighth and win it on a Don Kelly sacrifice fly off Grant Balfour in the ninth. The series moves to Oakland for Game 3 where Brett Anderson combines with three A's relievers on a four-hit, 2-0 shutout. Céspedes has a RBI single in the first and Seth Smith homers in the fifth. In Game 4, the A's trailed 3-1 entering the bottom of the ninth before scoring three times to send the series to a fifth game. Smith ties the game with a two-run double and scores two outs later on a Crisp RBI single. The A's then lose Game 5 in Oakland 6-0 as Verlander tosses a four-hit shutout. Parker makes his second start of the series and loses for the second time, allowing four runs on seven hits in 6.1 innings.

FINAL STATISTICS

| PLAYER | AVG | G | AB | R | H | TB | 2B | 3B | HR | RBI | SH | SF | HP | BB | IBB | SO | SB | CS | DP | E | SLG | OBP |
|---------------|-------------|----------|------------|-----------|-----------|-----------|----------|----------|----------|-----------|----------|----------|----------|-----------|----------|-----------|----------|----------|----------|----------|-------------|-------------|
| Céspedes | .316 | 5 | 19 | 1 | 6 | 7 | 1 | 0 | 0 | 2 | 0 | 0 | 0 | 2 | 0 | 2 | 2 | 0 | 0 | 0 | .368 | .381 |
| Crisp | .182 | 5 | 22 | 3 | 4 | 7 | 0 | 0 | 1 | 2 | 0 | 0 | 0 | 0 | 0 | 2 | 0 | 0 | 0 | 1 | .318 | .182 |
| Donaldson | .294 | 5 | 17 | 1 | 5 | 6 | 1 | 0 | 0 | 0 | 0 | 0 | 0 | 1 | 0 | 4 | 0 | 0 | 1 | 0 | .353 | .333 |
| Drew | .211 | 5 | 19 | 0 | 4 | 6 | 2 | 0 | 0 | 1 | 0 | 0 | 0 | 2 | 0 | 7 | 0 | 0 | 0 | 1 | .316 | .286 |
| Gomes | .000 | 1 | 1 | 0 | 0 | 0 | 0 | 0 | 0 | 0 | 0 | 0 | 0 | 0 | 0 | 0 | 0 | 0 | 0 | 0 | .000 | .000 |
| Kottaras | .000 | 4 | 4 | 0 | 0 | 0 | 0 | 0 | 0 | 0 | 1 | 0 | 0 | 0 | 0 | 2 | 0 | 0 | 0 | 0 | .000 | .000 |
| Moss | .133 | 5 | 15 | 0 | 2 | 2 | 0 | 0 | 0 | 0 | 0 | 0 | 1 | 2 | 0 | 7 | 0 | 0 | 0 | 0 | .133 | .278 |
| Norris | .083 | 5 | 12 | 0 | 1 | 1 | 0 | 0 | 0 | 0 | 0 | 0 | 0 | 0 | 0 | 6 | 0 | 1 | 0 | 0 | .083 | .083 |
| Pennington | .286 | 5 | 14 | 1 | 4 | 4 | 0 | 0 | 0 | 1 | 0 | 0 | 0 | 3 | 0 | 4 | 0 | 0 | 0 | 0 | .286 | .412 |
| Reddick | .118 | 5 | 17 | 2 | 2 | 5 | 0 | 0 | 1 | 1 | 0 | 0 | 0 | 1 | 0 | 10 | 0 | 0 | 1 | 0 | .294 | .167 |
| Smith | .133 | 5 | 15 | 3 | 2 | 6 | 1 | 0 | 1 | 3 | 0 | 0 | 1 | 3 | 0 | 6 | 0 | 0 | 0 | 0 | .400 | .316 |
| Totals | .194 | 5 | 155 | 11 | 30 | 44 | 5 | 0 | 3 | 10 | 1 | 0 | 2 | 14 | 0 | 50 | 2 | 1 | 2 | 3 | .284 | .269 |

| PITCHER | W | L | ERA | G | GS | CG | GF | SHO | SV | IP | H | R | ER | HR | HB | BB | IBB | SO | WP | BK | AVG |
|---------------|----------|----------|-------------|----------|----------|----------|----------|----------|----------|-------------|-----------|-----------|-----------|----------|----------|----------|----------|-----------|----------|----------|-------------|
| Anderson | 1 | 0 | 0.00 | 1 | 1 | 0 | 0 | 0 | 0 | 6.0 | 2 | 0 | 0 | 0 | 0 | 2 | 0 | 6 | 0 | 0 | .105 |
| Balfour | 0 | 1 | 5.40 | 2 | 0 | 0 | 2 | 0 | 1 | 1.2 | 3 | 1 | 1 | 0 | 0 | 1 | 1 | 2 | 0 | 0 | .500 |
| Blevins | 0 | 0 | 0.00 | 3 | 0 | 0 | 1 | 0 | 0 | 3.2 | 1 | 0 | 0 | 0 | 0 | 0 | 0 | 0 | 0 | 0 | .083 |
| Cook | 1 | 0 | 8.10 | 4 | 0 | 0 | 1 | 0 | 0 | 3.1 | 4 | 3 | 3 | 0 | 1 | 1 | 0 | 4 | 1 | 0 | .308 |
| Doolittle | 0 | 0 | 3.38 | 3 | 0 | 0 | 0 | 0 | 0 | 2.2 | 5 | 3 | 1 | 0 | 0 | 0 | 0 | 5 | 0 | 0 | .385 |
| Griffin | 0 | 0 | 3.60 | 1 | 1 | 0 | 0 | 0 | 0 | 5.0 | 7 | 2 | 2 | 1 | 0 | 0 | 0 | 1 | 0 | 0 | .350 |
| Milone | 0 | 0 | 1.50 | 1 | 1 | 0 | 0 | 0 | 0 | 6.0 | 5 | 1 | 1 | 0 | 1 | 1 | 0 | 6 | 1 | 0 | .217 |
| Neshek | 0 | 0 | 0.00 | 1 | 0 | 0 | 0 | 0 | 0 | 0.2 | 0 | 0 | 0 | 0 | 0 | 0 | 0 | 1 | 0 | 0 | .000 |
| Parker | 0 | 2 | 4.26 | 2 | 2 | 0 | 0 | 0 | 0 | 12.2 | 14 | 7 | 6 | 1 | 1 | 2 | 0 | 11 | 2 | 0 | .286 |
| Scribner | 0 | 0 | 0.00 | 1 | 0 | 0 | 1 | 0 | 0 | 2.0 | 0 | 0 | 0 | 0 | 0 | 0 | 0 | 3 | 0 | 0 | .000 |
| Totals | 2 | 3 | 2.89 | 5 | 5 | 0 | 5 | 1 | 1 | 43.2 | 41 | 17 | 14 | 2 | 3 | 7 | 1 | 39 | 4 | 0 | .252 |

Game 1 — October 6
Detroit 3, Oakland 1

Game 2 — October 7
Detroit 5, Oakland 4

Game 3 — October 9
Oakland 2, Detroit 0

| Oakland | ab | r | h | bi |
|---------------|-----------|----------|----------|----------|
| Crisp cf | 4 | 1 | 1 | 0 |
| Drew ss | 4 | 0 | 1 | 0 |
| Céspedes lf | 3 | 0 | 1 | 0 |
| Moss 1b | 4 | 0 | 0 | 0 |
| Reddick rf | 3 | 0 | 0 | 0 |
| Donaldson 3b | 4 | 0 | 0 | 0 |
| Smith dh | 3 | 0 | 0 | 0 |
| Norris c | 3 | 0 | 0 | 0 |
| Kottaras ph | 1 | 0 | 0 | 0 |
| Pennington 2b | 2 | 0 | 1 | 0 |
| Totals | 31 | 1 | 4 | 1 |

| Oakland | ab | r | h | bi |
|---------------|-----------|----------|----------|----------|
| Crisp cf | 5 | 0 | 1 | 0 |
| Drew ss | 5 | 0 | 1 | 0 |
| Céspedes lf | 5 | 1 | 2 | 1 |
| Moss 1b | 3 | 0 | 1 | 0 |
| Reddick rf | 4 | 1 | 1 | 1 |
| Donaldson 3b | 3 | 0 | 1 | 0 |
| Smith dh | 2 | 1 | 0 | 0 |
| Kottaras c | 2 | 0 | 0 | 0 |
| Norris ph-c | 1 | 0 | 0 | 0 |
| Pennington 2b | 3 | 1 | 2 | 1 |
| Totals | 33 | 4 | 9 | 3 |

| Detroit | ab | r | h | bi |
|---------------|-----------|----------|----------|----------|
| Jackson cf | 3 | 0 | 0 | 0 |
| Infante 2b | 4 | 0 | 0 | 0 |
| Cabrera 3b | 4 | 0 | 1 | 0 |
| Felder 1b | 4 | 0 | 0 | 0 |
| Young dh | 3 | 0 | 1 | 0 |
| Peralta ss | 2 | 0 | 2 | 0 |
| Dirks lf | 3 | 0 | 0 | 0 |
| Garcia rf | 3 | 0 | 0 | 0 |
| Laird c | 3 | 0 | 0 | 0 |
| Totals | 29 | 0 | 4 | 0 |

| Detroit | ab | r | h | bi |
|---------------|-----------|----------|----------|----------|
| Jackson cf | 4 | 1 | 1 | 0 |
| Berry lf | 3 | 0 | 2 | 0 |
| Garcia ph-rf | 1 | 0 | 0 | 0 |
| Cabrera 3b | 3 | 0 | 0 | 0 |
| Felder 1b | 4 | 0 | 0 | 0 |
| Young dh | 2 | 0 | 0 | 0 |
| Dirks rf-lf | 3 | 0 | 1 | 0 |
| Peralta ss | 3 | 0 | 0 | 0 |
| Avila c | 3 | 1 | 2 | 1 |
| Infante 2b | 3 | 1 | 1 | 0 |
| Totals | 29 | 3 | 7 | 1 |

| Detroit | ab | r | h | bi |
|---------------|-----------|----------|-----------|----------|
| Jackson cf | 5 | 1 | 1 | 0 |
| Infante 2b | 5 | 2 | 2 | 0 |
| Cabrera 3b | 5 | 1 | 3 | 0 |
| Felder 1b | 4 | 0 | 1 | 0 |
| Young dh | 4 | 0 | 1 | 1 |
| Kelly pr-dh | 0 | 1 | 0 | 1 |
| Peralta ss | 4 | 0 | 2 | 0 |
| Worth pr-ss | 0 | 0 | 0 | 0 |
| Dirks lf-rf | 3 | 0 | 1 | 0 |
| Garcia rf | 2 | 0 | 0 | 0 |
| Berry ph-lf | 1 | 0 | 0 | 0 |
| Laird c | 2 | 0 | 0 | 0 |
| Avila ph-c | 1 | 0 | 0 | 0 |
| Totals | 36 | 5 | 11 | 2 |

| Oakland | ab | r | h | bi |
|---------------|-----------|----------|----------|----------|
| Crisp cf | 4 | 1 | 1 | 0 |
| Drew ss | 2 | 0 | 0 | 0 |
| Céspedes lf | 4 | 0 | 1 | 1 |
| Moss 1b | 3 | 0 | 0 | 0 |
| Reddick rf | 3 | 0 | 0 | 0 |
| Donaldson 3b | 3 | 0 | 2 | 0 |
| Smith dh | 3 | 1 | 1 | 1 |
| Norris c | 3 | 0 | 0 | 0 |
| Pennington 2b | 2 | 0 | 0 | 0 |
| Totals | 27 | 2 | 5 | 2 |

| | | | | | | |
|---------|-----|-----|-----|---|---|---|
| Detroit | 000 | 000 | 000 | 0 | 4 | 0 |
| Oakland | 100 | 010 | 00x | 2 | 5 | 0 |

DP – Detroit 1, Oakland 2. **LOB** – Detroit 4, Oakland 4. **HR** – Smith. **CS** – Norris.

E – Parker. **DP** – Oakland 1. **LOB** – Oakland 7, Detroit 4. **2B** – Drew, Jackson, Infante. **HR** – Crisp, Avila. **SB** – Berry. **CS** – Young.

two outs when winning run scored
Oakland 001 000 120 4 9 1
Detroit 001 000 211 5 11 0

| Oakland | ip | h | r | er | bb | so |
|----------------|-----------|----------|----------|-----------|-----------|-----------|
| Parker (L) | 6.1 | 7 | 3 | 2 | 1 | 5 |
| Neshek | 0.2 | 0 | 0 | 0 | 0 | 1 |
| Blevins | 1.0 | 0 | 0 | 0 | 0 | 0 |
| Detroit | ip | h | r | er | bb | so |
| Verlander (W) | 7.0 | 3 | 1 | 1 | 4 | 11 |
| Benoit | 1.0 | 1 | 0 | 0 | 0 | 1 |
| Valverde (S) | 1.0 | 0 | 0 | 0 | 0 | 2 |

E – Crisp. **DP** – Detroit 1. **LOB** – Oakland 8, Detroit 10. **2B** – Cabrera 2. **HR** – Reddick. **SB** – Céspedes 2. **SH** – Kottaras, Dirks. **SF** – Kelly.

| Oakland | ip | h | r | er | bb | so |
|-----------------|-----------|----------|----------|-----------|-----------|-----------|
| Milone | 6.0 | 5 | 1 | 1 | 1 | 6 |
| Doolittle | 1.0 | 2 | 2 | 0 | 0 | 2 |
| Cook | 1.0 | 2 | 1 | 1 | 0 | 2 |
| Balfour (L) | 0.2 | 2 | 1 | 1 | 1 | 1 |
| Detroit | ip | h | r | er | bb | so |
| Fister | 7.0 | 6 | 2 | 2 | 2 | 8 |
| Benoit | 1.0 | 2 | 2 | 2 | 0 | 0 |
| Coke | 0.2 | 1 | 0 | 0 | 1 | 1 |
| Albuquerque (W) | 0.1 | 0 | 0 | 0 | 0 | 0 |

| Detroit | ip | h | r | er | bb | so |
|----------------|-----------|----------|----------|-----------|-----------|-----------|
| Sanchez (L) | 6.1 | 5 | 2 | 2 | 2 | 3 |
| Dotel | 0.2 | 0 | 0 | 0 | 0 | 1 |
| Coke | 0.2 | 0 | 0 | 0 | 1 | 0 |
| Porcello | 0.1 | 0 | 0 | 0 | 0 | 0 |
| Oakland | ip | h | r | er | bb | so |
| Anderson (W) | 6.0 | 2 | 0 | 0 | 2 | 6 |
| Cook | 1.0 | 1 | 0 | 0 | 0 | 1 |
| Doolittle | 1.0 | 0 | 0 | 0 | 0 | 3 |
| Balfour (S) | 1.0 | 1 | 0 | 0 | 0 | 1 |

T – 2:33. **A** – 37,090.
Umpires – DeMuth, Cooper, Bell, Barry, Reynolds, Wegner.

HBP – Young (by Parker).
T – 2:56. **A** – 43,323.
Umpires – Reynolds, Wegner, DeMuth, Cooper, Bell, Barry

HBP – Moss (by Fister), Smith (by Fister), Laird (by Milone). **WP** – Milone, Cook, Benoit.
T – 3:28. **A** – 40,684.
Umpires – Wegner, DeMuth, Cooper, Bell, Barry, Reynolds.

Game 4 — October 10
Oakland 4, Detroit 3

Game 5 — October 11
Detroit 6, Oakland 0

| Detroit | ab | r | h | bi |
|---------------|-----------|----------|-----------|----------|
| Jackson cf | 3 | 0 | 1 | 1 |
| Berry lf | 3 | 0 | 0 | 0 |
| Garcia ph-rf | 1 | 0 | 1 | 1 |
| Cabrera 3b | 4 | 0 | 1 | 0 |
| Fielder 1b | 4 | 1 | 2 | 1 |
| Young dh | 4 | 0 | 1 | 0 |
| Dirks rf-lf | 4 | 0 | 2 | 0 |
| Peralta ss | 4 | 0 | 0 | 0 |
| Avila c | 4 | 1 | 1 | 0 |
| Infante 2b | 2 | 1 | 1 | 0 |
| Totals | 33 | 3 | 10 | 3 |

| Detroit | ab | r | h | bi |
|---------------|-----------|----------|----------|----------|
| Jackson cf | 5 | 2 | 2 | 2 |
| Berry lf | 3 | 1 | 1 | 0 |
| Garcia rf | 0 | 0 | 0 | 0 |
| Cabrera 3b | 4 | 0 | 0 | 1 |
| Fielder 1b | 5 | 0 | 1 | 1 |
| Young dh | 4 | 0 | 1 | 1 |
| Dirks rf-lf | 4 | 0 | 1 | 0 |
| Peralta ss | 4 | 1 | 1 | 0 |
| Avila c | 4 | 0 | 0 | 0 |
| Infante 2b | 3 | 2 | 2 | 0 |
| Totals | 36 | 6 | 9 | 5 |

| Oakland | ab | r | h | bi |
|---------------|-----------|----------|----------|----------|
| Crisp cf | 5 | 1 | 1 | 1 |
| Drew ss | 4 | 0 | 2 | 1 |
| Céspedes lf | 3 | 0 | 1 | 0 |
| Moss 1b | 3 | 0 | 0 | 0 |
| Reddick rf | 4 | 1 | 1 | 0 |
| Donaldson 3b | 4 | 1 | 1 | 0 |
| Smith dh | 3 | 1 | 1 | 2 |
| Norris c | 3 | 0 | 1 | 0 |
| Kottaras ph | 1 | 0 | 0 | 0 |
| Pennington 2b | 4 | 0 | 0 | 0 |
| Totals | 34 | 4 | 8 | 4 |

| Oakland | ab | r | h | bi |
|---------------|-----------|----------|----------|----------|
| Crisp cf | 4 | 0 | 0 | 0 |
| Drew ss | 4 | 0 | 0 | 0 |
| Céspedes lf | 4 | 0 | 1 | 0 |
| Smith dh | 4 | 0 | 0 | 0 |
| Reddick rf | 3 | 0 | 0 | 0 |
| Donaldson 3b | 3 | 0 | 1 | 0 |
| Moss 1b | 2 | 0 | 1 | 0 |
| Norris c | 2 | 0 | 0 | 0 |
| Gomes ph | 1 | 0 | 0 | 0 |
| Kottaras c | 0 | 0 | 0 | 0 |
| Pennington 2b | 3 | 0 | 1 | 0 |
| Totals | 30 | 0 | 4 | 0 |

two outs when winning run scored

| | | | | | | |
|---------|-----|-----|-----|---|----|---|
| Detroit | 001 | 100 | 010 | 3 | 10 | 1 |
| Oakland | 000 | 001 | 003 | 4 | 8 | 0 |

| | | | | | | |
|---------|-----|-----|-----|---|---|---|
| Detroit | 002 | 000 | 400 | 6 | 9 | 0 |
| Oakland | 000 | 000 | 000 | 0 | 4 | 1 |

E – Fielder. **DP** – Oakland 2. **LOB** – Detroit 5, Oakland 7. **2B** – Dirks, Avila, Drew, Donaldson, Smith. **HR** – Fielder. **SH** – Jackson, Infante.

E – Drew. **LOB** – Detroit 7, Oakland 4. **2B** – Jackson, Berry, Céspedes. **SB** – Dirks, Peralta, Infante. **SH** – Berry.

| Detroit | ip | h | r | er | bb | so |
|--------------|-----|---|---|----|----|----|
| Scherzer | 5.1 | 3 | 1 | 0 | 1 | 8 |
| Dotel | 0.1 | 0 | 0 | 0 | 1 | 1 |
| Coke | 0.1 | 0 | 0 | 0 | 0 | 0 |
| Albuquerque | 1.0 | 0 | 0 | 0 | 0 | 1 |
| Benoit | 1.0 | 1 | 0 | 0 | 1 | 1 |
| Valverde (L) | 0.2 | 4 | 3 | 3 | 0 | 1 |
| Oakland | ip | h | r | er | bb | so |
| Griffin | 5.0 | 7 | 2 | 2 | 0 | 1 |
| Blevins | 2.0 | 0 | 0 | 0 | 0 | 0 |
| Doolittle | 0.2 | 3 | 1 | 1 | 0 | 0 |
| Cook (W) | 1.1 | 0 | 0 | 0 | 0 | 1 |

| Detroit | ip | h | r | er | bb | so |
|---------------|-----|---|---|----|----|----|
| Verlander (W) | 9.0 | 4 | 0 | 0 | 1 | 11 |
| Oakland | ip | h | r | er | bb | so |
| Parker (L) | 6.1 | 7 | 4 | 4 | 1 | 6 |
| Cook | 0.0 | 1 | 2 | 2 | 1 | 0 |
| Blevins | 0.2 | 1 | 0 | 0 | 0 | 0 |
| Scribner | 2.0 | 0 | 0 | 0 | 0 | 3 |

Cook pitched to three batters in the 7th
HBP – Cabrera (by Cook). **WP** – Parker 2.

T – 2:56. **A** – 36,393.

Umpires – Bell, Barry, Reynolds, Wegner, DeMuth, Cooper.

Griffin pitched to one batter in the 6th.

WP – Scherzer.

T – 3:21. **A** – 36,385.

Umpires – Cooper, Bell, Barry, Reynolds, Wegner, DeMuth.

2013 ALDS

The A's face Detroit in the ALDS for the second consecutive year and lose three games to two for the second consecutive year. Oakland won two of the first three games but then lost two straight to fall to 1-12 in potential clinch games since 2000, including 0-6 in Game 5's. The A's pitching staff compiled a 3.48 ERA and held the Tigers to a .235 batting average, but the offense hit just .217 and struck out 57 times in the five games. Yoenis Céspedes hit safely in all five games and Coco Crisp batted .389.

The A's lose Game 1 in Oakland, 3-2. Bartolo Colón allows three runs in the first inning but those were the only runs he would allow in six innings of work. Max Scherzer blanks the A's on one hit over the first six innings before Céspedes hits a two-run home run in the seventh for the A's only runs of the game. Oakland evens the series at 1-1 when Sonny Gray and Grant Balfour combine on a four-hit, 1-0 shutout in Game 2. Gray tosses eight innings and allows all four of the hits. Justin Verlander tosses seven shutout innings for the Tigers before Stephen Vogt wins the game with a walk-off RBI single off Rick Porcello in the bottom of the ninth. The series moves to Detroit for Game 3, which the A's win, 6-3. Jarrod Parker has a 3-0 lead when he allows three runs in the bottom of the fourth, but the A's take the lead for good when Brandon Moss homers with one out in the fifth. Josh Reddick and Seth Smith also homer in the game. The A's lose Game 4 by an 8-6 margin. Dan Straily had a 3-0 lead before allowing a three-run home run to Johnny Peralta in the bottom of the fifth. Coco Crisp delivered a RBI single in the seventh to give the A's a 4-3 lead but Sean Doolittle allowed two runs in the bottom of the inning for the blown save. The A's load the bases with no outs in the eighth but are unable to score and the Tigers score three times in the bottom of the eighth to put the game away. The series concludes in Oakland when Verlander and Joaquin Benoit combine on a three-hit shutout in a 3-0 A's loss. Sonny Gray makes his second start of the series and allows three runs in five innings for the loss.

FINAL STATISTICS

| PLAYER | AVG | G | AB | R | H | TB | 2B | 3B | HR | RBI | SH | SF | HP | BB | IBB | SO | SB | CS | DP | E | SLG | OBP |
|---------------|-------------|----------|------------|-----------|-----------|-----------|----------|----------|----------|-----------|----------|----------|----------|-----------|----------|-----------|----------|----------|----------|----------|-------------|-------------|
| Barton,D | .000 | 2 | 3 | 0 | 0 | 0 | 0 | 0 | 0 | 0 | 0 | 0 | 0 | 0 | 0 | 3 | 0 | 0 | 0 | 0 | .000 | .000 |
| Callaspo,A | .167 | 4 | 6 | 0 | 1 | 2 | 1 | 0 | 0 | 0 | 0 | 0 | 0 | 0 | 0 | 1 | 0 | 0 | 0 | 0 | .333 | .167 |
| Céspedes,Y | .381 | 5 | 21 | 3 | 8 | 14 | 1 | 1 | 1 | 4 | 0 | 0 | 1 | 0 | 0 | 4 | 0 | 0 | 0 | 0 | .667 | .409 |
| Crisp,C | .389 | 5 | 18 | 4 | 7 | 11 | 2 | 1 | 0 | 2 | 0 | 1 | 0 | 3 | 0 | 2 | 1 | 0 | 0 | 0 | .611 | .455 |
| Donaldson,J | .143 | 5 | 21 | 0 | 3 | 3 | 0 | 0 | 0 | 0 | 0 | 0 | 0 | 1 | 0 | 8 | 0 | 0 | 0 | 0 | .143 | .182 |
| Lowrie,J | .150 | 5 | 20 | 2 | 3 | 7 | 1 | 0 | 1 | 3 | 0 | 0 | 0 | 2 | 0 | 7 | 0 | 0 | 1 | 0 | .350 | .227 |
| Moss,B | .111 | 5 | 18 | 2 | 2 | 5 | 0 | 0 | 1 | 1 | 0 | 0 | 0 | 3 | 0 | 13 | 0 | 0 | 0 | 0 | .278 | .238 |
| Norris,D | .000 | 1 | 1 | 0 | 0 | 0 | 0 | 0 | 0 | 0 | 0 | 0 | 0 | 0 | 0 | 1 | 0 | 0 | 0 | 0 | .000 | .000 |
| Reddick,J | .235 | 5 | 17 | 1 | 4 | 8 | 1 | 0 | 1 | 1 | 0 | 0 | 0 | 2 | 1 | 5 | 0 | 0 | 0 | 0 | .471 | .316 |
| Smith,S | .313 | 4 | 16 | 1 | 5 | 8 | 0 | 0 | 1 | 2 | 0 | 0 | 0 | 1 | 1 | 5 | 0 | 0 | 0 | 0 | .500 | .353 |
| Sogard,E | .000 | 4 | 9 | 0 | 0 | 0 | 0 | 0 | 0 | 0 | 1 | 0 | 0 | 1 | 0 | 1 | 0 | 0 | 0 | 0 | .000 | .100 |
| Vogt,S | .188 | 5 | 16 | 2 | 3 | 5 | 0 | 1 | 0 | 1 | 0 | 0 | 0 | 1 | 0 | 7 | 0 | 0 | 0 | 0 | .313 | .235 |
| Totals | .217 | 5 | 166 | 15 | 36 | 63 | 6 | 3 | 5 | 14 | 1 | 1 | 1 | 14 | 2 | 57 | 1 | 0 | 1 | 1 | .380 | .280 |

| PITCHER | W | L | ERA | G | GS | CG | GF | SHO | SV | IP | H | R | ER | HR | HB | BB | IBB | SO | WP | BK | AVG | |
|---------------|----------|----------|-------------|----------|----------|----------|----------|----------|----------|-------------|-----------|-----------|-----------|----------|----------|-----------|----------|-----------|----------|----------|-------------|------|
| Anderson,B | 0 | 0 | 27.00 | 1 | 0 | 0 | 1 | 0 | 0 | 0.1 | 1 | 1 | 0 | 0 | 0 | 1 | 0 | 1 | 1 | 1 | 0 | .500 |
| Balfour,G | 1 | 0 | 0.00 | 3 | 0 | 0 | 3 | 0 | 1 | 3.0 | 0 | 0 | 0 | 0 | 0 | 1 | 0 | 3 | 0 | 0 | 0 | .000 |
| Colon,B | 0 | 1 | 4.50 | 1 | 1 | 0 | 0 | 0 | 0 | 6.0 | 10 | 3 | 3 | 0 | 1 | 0 | 0 | 4 | 0 | 0 | 0 | .400 |
| Cook,R | 0 | 0 | 27.00 | 1 | 0 | 0 | 0 | 0 | 0 | 0.2 | 1 | 2 | 2 | 0 | 0 | 1 | 0 | 1 | 0 | 0 | 0 | .333 |
| Doolittle,S | 0 | 1 | 4.15 | 4 | 0 | 0 | 1 | 0 | 0 | 4.1 | 3 | 2 | 2 | 1 | 0 | 2 | 0 | 6 | 0 | 0 | 0 | .176 |
| Gray,S | 0 | 1 | 2.08 | 2 | 2 | 0 | 0 | 0 | 0 | 13.0 | 10 | 3 | 3 | 1 | 0 | 6 | 1 | 12 | 0 | 0 | 0 | .217 |
| Otero,D | 0 | 0 | 0.00 | 4 | 0 | 0 | 0 | 0 | 0 | 5.2 | 4 | 0 | 0 | 0 | 0 | 1 | 0 | 2 | 0 | 0 | 0 | .200 |
| Parker,J | 1 | 0 | 5.40 | 1 | 1 | 0 | 0 | 0 | 0 | 5.0 | 5 | 3 | 3 | 0 | 0 | 1 | 0 | 1 | 0 | 0 | 0 | .263 |
| Straily,D | 0 | 0 | 4.50 | 1 | 1 | 0 | 0 | 0 | 0 | 6.0 | 4 | 3 | 3 | 1 | 1 | 0 | 0 | 8 | 0 | 0 | 0 | .190 |
| Totals | 2 | 3 | 3.48 | 5 | 5 | 0 | 5 | 1 | 1 | 44.0 | 38 | 17 | 17 | 3 | 2 | 13 | 1 | 38 | 1 | 0 | .235 | |

Game 1 — October 4
Detroit 3, Oakland 2

Game 2 — October 5
Oakland 1, Detroit 0

Game 3 — October 7
Oakland 6, Detroit 3

| Detroit | ab | r | h | bi |
|---------------|-----------|----------|-----------|----------|
| Jackson cf | 4 | 1 | 1 | 0 |
| Hunter rf | 3 | 1 | 1 | 0 |
| Cabrera 3b | 4 | 0 | 1 | 1 |
| Santiago 3b | 0 | 0 | 0 | 0 |
| Fielder 1b | 4 | 0 | 1 | 0 |
| Martinez dh | 4 | 1 | 2 | 0 |
| Avila c | 4 | 0 | 2 | 1 |
| Infante 2b | 4 | 0 | 2 | 0 |
| Dirks lf | 3 | 0 | 0 | 0 |
| Peralta ph | 1 | 0 | 0 | 0 |
| Kelly lf | 0 | 0 | 0 | 0 |
| Iglesias ss | 4 | 0 | 0 | 0 |
| Totals | 35 | 3 | 10 | 2 |

| Oakland | ab | r | h | bi |
|----------------|-----------|----------|----------|----------|
| Crisp cf | 1 | 0 | 0 | 0 |
| Lowrie ss | 4 | 0 | 0 | 0 |
| Donaldson 3b | 4 | 0 | 0 | 0 |
| Moss dh | 4 | 1 | 1 | 0 |
| Cespedes lf | 4 | 1 | 2 | 2 |
| Reddick rf | 4 | 0 | 0 | 0 |
| Vogt c | 3 | 0 | 0 | 0 |
| Barton 1b | 3 | 0 | 0 | 0 |
| Sogard 2b | 2 | 0 | 0 | 0 |
| Callaspo ph-2b | 1 | 0 | 0 | 0 |
| Totals | 30 | 2 | 3 | 2 |

| | | | | | | |
|---------|-----|-----|-----|---|----|---|
| Detroit | 300 | 000 | 000 | 3 | 10 | 0 |
| Oakland | 000 | 000 | 200 | 2 | 3 | 1 |

E – Cespedes. **DP** – Oakland 1. **LOB** – Detroit 6, Oakland 4. **2B** – Jackson, Martinez. **3B** – Cespedes. **HR** – Cespedes. **CS** – Hunter.

| Detroit | ip | h | r | er | bb | so |
|--------------|-----|----|---|----|----|----|
| Scherzer (W) | 7.0 | 3 | 2 | 2 | 2 | 11 |
| Smyly | 0.2 | 0 | 0 | 0 | 1 | 2 |
| Benoit (S) | 1.1 | 0 | 0 | 0 | 0 | 3 |
| Oakland | ip | h | r | er | bb | so |
| Colon (L) | 6.0 | 10 | 3 | 3 | 0 | 4 |
| Otero | 1.1 | 0 | 0 | 0 | 0 | 0 |
| Doolittle | 1.2 | 0 | 0 | 0 | 0 | 3 |

HBP – Hunter (by Colon). **WP** – Scherzer.
T – 3:24. **A** – 48,401.
Umpires – Wegner, Bucknor, Darling, Reynolds, Hallion, DiMuro.

| Detroit | ab | r | h | bi |
|---------------|-----------|----------|----------|----------|
| Jackson cf | 4 | 0 | 0 | 0 |
| Hunter rf | 4 | 0 | 0 | 0 |
| Cabrera 3b | 4 | 0 | 1 | 0 |
| Fielder 1b | 4 | 0 | 0 | 0 |
| Martinez dh | 4 | 0 | 0 | 0 |
| Avila c | 2 | 0 | 0 | 0 |
| Infante 2b | 2 | 0 | 0 | 0 |
| Kelly lf | 3 | 0 | 2 | 0 |
| Iglesias ss | 2 | 0 | 1 | 0 |
| Totals | 29 | 0 | 4 | 0 |

| Oakland | ab | r | h | bi |
|----------------|-----------|----------|----------|----------|
| Crisp cf | 4 | 0 | 0 | 0 |
| Lowrie ss | 3 | 0 | 0 | 0 |
| Donaldson 3b | 4 | 0 | 1 | 0 |
| Moss 1b | 3 | 0 | 0 | 0 |
| Cespedes lf | 4 | 1 | 2 | 0 |
| Smith dh | 4 | 0 | 2 | 0 |
| Reddick rf | 3 | 0 | 1 | 0 |
| Vogt c | 4 | 0 | 1 | 1 |
| Sogard 2b | 2 | 0 | 0 | 0 |
| Callaspo ph-2b | 1 | 0 | 1 | 0 |
| Totals | 32 | 1 | 8 | 1 |

| | | | | | | |
|---------|-----|-----|-----|---|---|---|
| Detroit | 000 | 000 | 000 | 0 | 4 | 0 |
| Oakland | 000 | 000 | 001 | 1 | 8 | 0 |

no outs when winning run scored

DP – Oakland 1. **LOB** – Detroit 5, Oakland 10. **2B** – Callaspo. **CS** – Iglesias. **SH** – Iglesias.

| Detroit | ip | h | r | er | bb | so |
|-----------------|-----|---|---|----|----|----|
| Verlander | 7.0 | 4 | 0 | 0 | 1 | 11 |
| Smyly | 0.1 | 1 | 0 | 0 | 1 | 0 |
| Albuquerque (L) | 0.2 | 2 | 1 | 1 | 1 | 2 |
| Porcello | 0.0 | 1 | 0 | 0 | 0 | 0 |
| Oakland | ip | h | r | er | bb | so |
| Gray | 8.0 | 4 | 0 | 0 | 2 | 9 |
| Balfour (W) | 1.0 | 0 | 0 | 0 | 0 | 0 |

Albuquerque pitched to three batters in the 9th; Porcello pitched to one batter in the ninth.

T – 3:23. **A** – 48,292.
Umpires – Bucknor, Darling, Reynolds, Hallion, DiMuro, Wegner.

| Oakland | ab | r | h | bi |
|---------------|-----------|----------|-----------|----------|
| Crisp cf | 4 | 1 | 3 | 1 |
| Donaldson 3b | 4 | 0 | 1 | 0 |
| Lowrie ss | 5 | 0 | 0 | 0 |
| Moss 1b | 4 | 1 | 1 | 1 |
| Barton 1b | 0 | 0 | 0 | 0 |
| Cespedes lf | 5 | 1 | 1 | 0 |
| Smith dh | 4 | 1 | 2 | 2 |
| Reddick rf | 4 | 1 | 1 | 1 |
| Vogt c | 2 | 1 | 1 | 0 |
| Norris ph-c | 1 | 0 | 0 | 0 |
| Sogard 2b | 4 | 0 | 0 | 0 |
| Totals | 37 | 6 | 10 | 5 |

| Detroit | ab | r | h | bi |
|---------------|-----------|----------|----------|----------|
| Jackson cf | 3 | 0 | 0 | 0 |
| Hunter rf | 3 | 1 | 1 | 0 |
| Cabrera 3b | 4 | 0 | 1 | 0 |
| Fielder 1b | 4 | 1 | 2 | 0 |
| Martinez dh | 4 | 1 | 1 | 1 |
| Peralta lf | 4 | 0 | 1 | 2 |
| Avila c | 3 | 0 | 0 | 0 |
| Infante 2b | 4 | 0 | 1 | 0 |
| Iglesias ss | 3 | 0 | 0 | 0 |
| Totals | 32 | 3 | 7 | 3 |

| | | | | | | |
|---------|-----|-----|-----|---|----|---|
| Oakland | 001 | 230 | 000 | 6 | 10 | 0 |
| Detroit | 000 | 300 | 000 | 3 | 7 | 1 |

E – Cabrera. **DP** – Oakland 2. **LOB** – Oakland 8, Detroit 5. **2B** – Crisp 2, Martinez. **3B** – Vogt. **HR** – Moss, Smith, Reddick. **SB** – Crisp. **SF** – Crisp.

| Oakland | ip | h | r | er | bb | so |
|-------------|-----|---|---|----|----|----|
| Parker (W) | 5.0 | 5 | 3 | 3 | 1 | 1 |
| Otero | 2.0 | 2 | 0 | 0 | 0 | 1 |
| Doolittle | 1.0 | 0 | 0 | 0 | 0 | 1 |
| Balfour (S) | 1.0 | 0 | 0 | 0 | 1 | 1 |
| Detroit | ip | h | r | er | bb | so |
| Sanchez (L) | 4.1 | 8 | 6 | 5 | 2 | 6 |
| Alvarez | 3.0 | 0 | 0 | 0 | 1 | 3 |
| Veras | 1.2 | 2 | 0 | 0 | 0 | 3 |

T – 3:32. **A** – 43,973.
Umpires – Darling, Reynolds, Hallion, DiMuro, Wegner, Bucknor.

Game 4 — October 8
Detroit 8, Oakland 6

Game 5 — October 10
Detroit 3, Oakland 0

| Oakland | ab | r | h | bi | Detroit | ab | r | h | bi |
|----------------|-----------|----------|-----------|-----------|----------------|-----------|----------|----------|-----------|
| Crisp cf | 5 | 3 | 4 | 1 | Jackson cf | 5 | 0 | 0 | 0 |
| Donaldson 3b | 5 | 0 | 1 | 0 | Hunter rf | 5 | 1 | 1 | 0 |
| Lowrie ss | 4 | 2 | 2 | 3 | Cabrera 3b | 4 | 1 | 1 | 2 |
| Moss 1b | 4 | 0 | 0 | 0 | Iglesias ss | 0 | 0 | 0 | 0 |
| Cespedes lf | 5 | 0 | 2 | 2 | Fielder 1b | 3 | 0 | 1 | 0 |
| Smith dh | 4 | 0 | 1 | 0 | Martinez dh | 4 | 1 | 3 | 0 |
| Reddick rf | 4 | 0 | 1 | 0 | Peralta ss | 4 | 0 | 2 | 0 |
| Vogt c | 4 | 1 | 1 | 0 | Santiago 3b | 0 | 0 | 0 | 0 |
| Sogard 2b | 1 | 0 | 0 | 0 | Avila c | 3 | 0 | 0 | 0 |
| Callaspo ph-2b | 1 | 0 | 0 | 0 | Infante 2b | 4 | 0 | 0 | 1 |
| Totals | 37 | 6 | 12 | 6 | Kelly lf | 2 | 0 | 0 | 0 |
| | | | | | Totals | 34 | 3 | 8 | 3 |

| Detroit | ab | r | h | bi | Oakland | ab | r | h | bi |
|----------------|-----------|----------|----------|-----------|----------------|-----------|----------|----------|-----------|
| Jackson cf | 4 | 0 | 1 | 1 | Crisp cf | 4 | 0 | 0 | 0 |
| Hunter rf | 4 | 0 | 0 | 0 | Donaldson 3b | 4 | 0 | 0 | 0 |
| Cabrera 3b | 4 | 0 | 1 | 0 | Lowrie ss | 4 | 0 | 1 | 0 |
| Santiago 3b | 0 | 0 | 0 | 0 | Cespedes lf | 3 | 0 | 1 | 0 |
| Fielder 1b | 3 | 1 | 1 | 0 | Smith dh | 4 | 0 | 0 | 0 |
| Martinez dh | 4 | 2 | 3 | 1 | Moss 1b | 3 | 0 | 0 | 0 |
| Perez, pr-dh | 0 | 1 | 0 | 0 | Callaspo 2b | 3 | 0 | 0 | 0 |
| Peralta lf | 3 | 1 | 2 | 3 | Reddick rf | 2 | 0 | 1 | 0 |
| Dirks pr-lf | 0 | 2 | 0 | 0 | Vogt c | 3 | 0 | 0 | 0 |
| Avila c | 3 | 1 | 0 | 0 | Totals | 30 | 0 | 3 | 0 |
| Infante 2b | 4 | 0 | 1 | 2 | | | | | |
| Iglesias ss | 3 | 0 | 0 | 0 | Detroit | 000 | 201 | 000 | 3 8 0 |
| Totals | 32 | 8 | 9 | 7 | Oakland | 000 | 000 | 000 | 0 3 0 |

Oakland 100 020 102 6 12 0
 Detroit 000 030 23x 8 9 0

DP – Oakland 1, Detroit 1. **LOB** – Oakland 9, Detroit 4. **2B** – Cespedes, Reddick, Peralta, Infante. **3B** – Crisp. **HR** – Lowrie, Martinez, Peralta. **SH** – Sogard.

DP – Oakland 1, Detroit 1. **LOB** – Oakland 9, Detroit 4. **2B** – Cespedes, Reddick, Peralta, Infante. **3B** – Crisp. **HR** – Lowrie, Martinez, Peralta. **SH** – Sogard.

| Detroit | ip | h | r | er | bb | so |
|----------------|-----------|----------|----------|-----------|-----------|-----------|
| Verlander (W) | 8.0 | 2 | 0 | 0 | 1 | 10 |
| Benoit (S) | 1.0 | 1 | 0 | 0 | 0 | 1 |
| Oakland | ip | h | r | er | bb | so |
| Gray (L) | 5.0 | 6 | 3 | 3 | 4 | 3 |
| Otero | 2.0 | 2 | 0 | 0 | 1 | 0 |
| Doolittle | 1.0 | 0 | 0 | 0 | 0 | 1 |
| Balfour | 1.0 | 0 | 0 | 0 | 0 | 2 |

Gray pitched to two batters in the sixth.
HBP – Cespedes (by Benoit).
T – 3:20. **A** – 46,959.
Umpires – Hallion, DiMuro, Wegner, Bucknor, Darling, Reynolds.

| Oakland | ip | h | r | er | bb | so |
|----------------|-----------|----------|----------|-----------|-----------|-----------|
| Straily | 6.0 | 4 | 3 | 3 | 0 | 8 |
| Doolittle (L) | 0.2 | 3 | 2 | 2 | 1 | 1 |
| Otero | 0.1 | 0 | 0 | 0 | 0 | 1 |
| Cook | 0.2 | 1 | 2 | 2 | 1 | 1 |
| Anderson | 0.1 | 1 | 1 | 1 | 1 | 1 |
| Detroit | ip | h | r | er | bb | so |
| Fister | 6.0 | 7 | 3 | 3 | 1 | 1 |
| Scherzer (W) | 2.0 | 3 | 1 | 1 | 2 | 2 |
| Benoit | 1.0 | 2 | 2 | 2 | 1 | 2 |

HBP – Fielder (by Straily). **WP** – Anderson, Fister.
T – 3:25. **A** – 43,958.
Umpires – Reynolds, Hallion, DiMuro, Wegner, Bucknor, Darling.

2014 ALWC

The A's travel to Kansas City in their first appearance in the American League Wild Card one-game playoff and lose to the Royals in 12 innings by a score of 9-8. Brandon Moss hits a two-run home run in the first inning and a three-run home run in the A's five-run sixth inning to set an Athletics postseason record with five RBI. The A's take a 7-3 lead into the eighth inning, but the Royals score three times off Jon Lester to pull to within one. Sean Doolittle allows a run in the ninth for the blown save but Alberto Callaspo has a pinch hit RBI single in the 12th to give the A's the lead. The bullpen then allows two runs in the bottom of the 12th, capped by a two-out RBI single by Salvador Perez. The Royals steal seven bases, including six over the final four innings.

FINAL STATISTICS

| PLAYER | AVG | G | AB | R | H | TB | 2B | 3B | HR | RBI | SH | SF | HP | BB | IBB | SO | SB | CS | DP | E | SLG | OBP |
|---------------|-------------|----------|-----------|----------|-----------|-----------|----------|----------|----------|----------|----------|----------|----------|----------|----------|-----------|----------|----------|----------|----------|-------------|-------------|
| Callaspo | 1.000 | 1 | 1 | 0 | 1 | 1 | 0 | 0 | 0 | 1 | 0 | 0 | 0 | 0 | 0 | 0 | 0 | 0 | 0 | 0 | 1.000 | 1.000 |
| Crisp | .333 | 1 | 6 | 1 | 2 | 2 | 0 | 0 | 0 | 1 | 0 | 0 | 0 | 0 | 0 | 3 | 0 | 0 | 0 | 0 | .333 | .333 |
| Donaldson | .400 | 1 | 5 | 1 | 2 | 2 | 0 | 0 | 0 | 0 | 0 | 0 | 1 | 0 | 2 | 0 | 0 | 0 | 0 | 0 | .400 | .500 |
| Freiman | .000 | 1 | 1 | 0 | 0 | 0 | 0 | 0 | 0 | 0 | 0 | 0 | 0 | 0 | 0 | 0 | 0 | 0 | 0 | 0 | .000 | .000 |
| Fuld | .400 | 1 | 5 | 1 | 2 | 2 | 0 | 0 | 0 | 0 | 0 | 0 | 1 | 0 | 1 | 0 | 0 | 0 | 0 | 0 | .400 | .500 |
| Gomes | .000 | 1 | 0 | 0 | 0 | 0 | 0 | 0 | 0 | 0 | 0 | 0 | 0 | 0 | 0 | 0 | 0 | 0 | 0 | 0 | .000 | .000 |
| Lowrie | .000 | 1 | 5 | 0 | 0 | 0 | 0 | 0 | 0 | 0 | 1 | 0 | 0 | 0 | 0 | 0 | 0 | 0 | 0 | 0 | .000 | .000 |
| Moss | .400 | 1 | 5 | 2 | 2 | 8 | 0 | 0 | 2 | 5 | 0 | 0 | 0 | 1 | 1 | 2 | 0 | 0 | 0 | 0 | 1.600 | .500 |
| Norris | .200 | 1 | 5 | 1 | 1 | 1 | 0 | 0 | 0 | 1 | 0 | 0 | 0 | 0 | 0 | 2 | 0 | 0 | 0 | 0 | .200 | .200 |
| Punto | .000 | 1 | 2 | 0 | 0 | 0 | 0 | 0 | 0 | 0 | 0 | 0 | 0 | 0 | 0 | 1 | 0 | 0 | 0 | 0 | .000 | .000 |
| Reddick | .500 | 1 | 4 | 2 | 2 | 2 | 0 | 0 | 0 | 0 | 0 | 0 | 0 | 2 | 0 | 0 | 0 | 0 | 0 | 0 | .500 | .667 |
| Sogard | .250 | 1 | 4 | 0 | 1 | 1 | 0 | 0 | 0 | 0 | 0 | 0 | 0 | 0 | 2 | 0 | 0 | 0 | 0 | 0 | .250 | .250 |
| Soto | .000 | 1 | 1 | 0 | 0 | 0 | 0 | 0 | 0 | 0 | 0 | 0 | 0 | 0 | 1 | 0 | 0 | 0 | 0 | 0 | .000 | .000 |
| Vogt | .000 | 1 | 3 | 0 | 0 | 0 | 0 | 0 | 0 | 0 | 0 | 0 | 0 | 1 | 0 | 1 | 0 | 0 | 0 | 0 | .000 | .250 |
| Totals | .277 | 1 | 47 | 8 | 13 | 19 | 0 | 0 | 2 | 8 | 1 | 0 | 0 | 6 | 1 | 15 | 0 | 0 | 0 | 0 | .404 | .358 |

| PITCHER | W | L | ERA | G | GS | CG | GF | SHO | SV | IP | H | R | ER | HR | HB | BB | IBB | SO | WP | BK | AVG |
|---------------|----------|----------|-------------|----------|----------|----------|----------|----------|----------|-------------|-----------|----------|----------|----------|----------|----------|----------|----------|----------|----------|-------------|
| Abad | 0 | 0 | 0.00 | 1 | 0 | 0 | 0 | 0 | 0 | 0.1 | 0 | 0 | 0 | 0 | 0 | 0 | 0 | 0 | 0 | 0 | .000 |
| Doolittle | 0 | 0 | 4.50 | 1 | 0 | 0 | 0 | 0 | 0 | 2.0 | 2 | 1 | 1 | 0 | 0 | 0 | 0 | 0 | 0 | 0 | .400 |
| Gregerson | 0 | 0 | 0.00 | 1 | 0 | 0 | 0 | 0 | 0 | 0.2 | 1 | 0 | 0 | 0 | 0 | 1 | 0 | 2 | 1 | 0 | .333 |
| Hammel | 0 | 0 | --- | 1 | 0 | 0 | 1 | 0 | 0 | 0.0 | 1 | 0 | 0 | 0 | 0 | 0 | 0 | 0 | 0 | 0 | 1.000 |
| Lester | 0 | 0 | 7.36 | 1 | 1 | 0 | 0 | 0 | 0 | 7.1 | 8 | 6 | 6 | 0 | 2 | 0 | 5 | 0 | 0 | 0 | .286 |
| Otero | 0 | 1 | 13.50 | 1 | 0 | 0 | 0 | 0 | 0 | 1.1 | 3 | 2 | 2 | 0 | 0 | 0 | 0 | 1 | 0 | 0 | .500 |
| Totals | 0 | 1 | 6.94 | 1 | 1 | 0 | 1 | 0 | 0 | 11.2 | 15 | 9 | 9 | 0 | 0 | 3 | 0 | 8 | 1 | 0 | .341 |

September 30
 Kansas City 9, Oakland 8 (12)

| Oakland | ab | r | h | bi | Oakland | ip | h | r | er | bb | so |
|----------------|-----------|----------|-----------|----------|-------------|-----|---|---|----|----|----|
| Crisp cf | 6 | 1 | 2 | 1 | Lester | 7.1 | 8 | 6 | 6 | 2 | 5 |
| Gomes lf | 0 | 0 | 0 | 0 | Gregerson | 0.2 | 1 | 0 | 0 | 1 | 2 |
| Fuld lf-cf | 5 | 1 | 2 | 0 | Doolittle | 2.0 | 2 | 1 | 1 | 0 | 0 |
| Donaldson 3b | 5 | 1 | 2 | 0 | Otero (L) | 1.1 | 3 | 2 | 2 | 0 | 1 |
| Moss dh | 5 | 2 | 2 | 5 | Abad | 0.1 | 0 | 0 | 0 | 0 | 0 |
| Reddick rf | 4 | 2 | 2 | 0 | Hammel | 0.0 | 1 | 0 | 0 | 0 | 0 |
| Lowrie ss | 5 | 0 | 0 | 0 | Kansas City | ip | h | r | er | bb | so |
| Vogt 1b | 3 | 0 | 0 | 0 | Shields | 5.0 | 5 | 4 | 4 | 2 | 6 |
| Freiman ph-1b | 1 | 0 | 0 | 0 | Ventura | 0.1 | 2 | 2 | 2 | 0 | 0 |
| Callaspo ph-1b | 1 | 0 | 1 | 1 | Herrera | 1.2 | 4 | 1 | 1 | 0 | 3 |
| Soto c | 1 | 0 | 0 | 0 | Davis | 1.0 | 0 | 0 | 0 | 0 | 1 |
| Norris c | 5 | 1 | 1 | 1 | Holland | 1.0 | 0 | 0 | 0 | 3 | 1 |
| Sogard 2b | 4 | 0 | 1 | 0 | Finnegan | 2.1 | 1 | 1 | 1 | 1 | 3 |
| Punto ph-2b | 2 | 0 | 0 | 0 | Frasor (W) | 0.2 | 1 | 0 | 0 | 0 | 1 |
| Totals | 47 | 8 | 13 | 8 | | | | | | | |

WP – Gregerson, Ventura, Frasor. **PB** – Perez.

T – 4:45. **A** – 40,502.

Umpires – Miller, Davis, Iassogna, Welke, Hoye, Tichenor.

| Kansas City | ab | r | h | bi |
|---------------|-----------|----------|-----------|----------|
| Escobar ss | 4 | 1 | 2 | 0 |
| Aoki rf | 4 | 1 | 0 | 1 |
| Nix 3b | 1 | 0 | 0 | 0 |
| Cain cf-ff | 6 | 2 | 2 | 2 |
| Hosmer 1b | 4 | 2 | 3 | 1 |
| Butler dh | 4 | 0 | 2 | 2 |
| Gore pr-dh | 0 | 0 | 0 | 0 |
| Colon ph-dh | 1 | 1 | 1 | 1 |
| Gordon lf | 5 | 0 | 0 | 0 |
| Perez c | 6 | 0 | 1 | 1 |
| Infante 2b | 5 | 0 | 2 | 0 |
| Moustakas 3b | 3 | 1 | 1 | 0 |
| Willingham ph | 1 | 0 | 1 | 0 |
| Dyson pr-cf | 0 | 1 | 0 | 0 |
| Totals | 44 | 9 | 15 | 8 |

Oakland 200 005 000 001 813 0
 Kansas City 102 000 031 002 915 0
 two outs when winning run scored

DP – Kansas City 1. **LOB** – Oakland 10, Kansas City 8. **2B** – Cain. **3B** – Hosmer. **HR** – Moss 2. **SB** – Escobar, Aoki, Cain, Gore, Colon, Gordon, Dyson **CS** – Hosmer. **SH** – Lowrie, Esobar 2, Colon, Dyson. **SF** – Aoki.

ATHLETICS ALL-TIME ROSTER

| | | | |
|---------------------------------|--------------------------------------|--------------------------------------|--------------------------------------|
| A | B | Berroa, Geronimo.....1994-97 | Bowlin, Weldon.....1967 |
| Abad, Andy.....2001 | Babe, Loren.....1953 | Bery, Charlie.....1925, 34-36, 38 | Bowman, Joe.....1932 |
| Abad, Fernando.....2014-15 | Babich, Johnny.....1940-41 | Bery, Claude.....1906-07 | Bowsfield, Ted.....1963-64 |
| Abbott, Glenn.....1973-76 | Babitt, Shooty.....1981 | Berry, Joe.....1944-46 | Boyd, Bob.....1961 |
| Abbott, Kurt.....1993, 98 | Bacon, Eddie.....1917 | Bertoia, Reno.....1961 | Boyer, Clete.....1955-57 |
| Aber, Al.....1957 | Bagwell, Bill.....1925 | Besse, Herman.....1940-43, 46 | Boyer, Cloyd.....1955 |
| Abernathy, Tal.....1942-44 | Bahnsen, Stan.....1975-77 | Bettendorf, Jeff.....1984 | Braden, Dallas.....2007-11 |
| Accardo, Jeremy.....2012 | Bailey, Andrew.....2009-11 | Bevan, Hal.....1952, 55 | Bradford, Bill.....1956 |
| Acosta, Merito.....1918 | Bailey, Gene.....1917 | Biasatti, Hank.....1949 | Bradford, Chad.....2001-04 |
| Acre, Mark.....1994-97 | Baines, Harold.....1990-92 | Bigbee, Lyle.....1920 | Bradley, Bert.....1983 |
| Adams, Dick.....1947 | Bair, Doug.....1977, 86 | Billings, Bruce.....2011 | Bradley, Milton.....2006-07 |
| Adams, Mike.....1978 | Baisley, Jeff.....2008 | Binks, George.....1947-48 | Bradshaw, Dallas.....1917 |
| Adams, Willie.....1918-19 | Baker, Bock.....1901 | Birtsas, Tim.....1985-86 | Brancato, Al.....1939-41, 45 |
| Adams, Willie.....1996-97 | Baker, Dusty.....1985-86 | Bishop, Bill.....1921 | Branom, Dud.....1927 |
| Adkins, Dick.....1942 | Baker, Frank.....1908-14 | Bishop, Charlie.....1952-55 | Brant, Marshall.....1983 |
| Afenir, Troy.....1990-91 | Baker, Neal.....1927 | Bishop, Max.....1924-33 | Brazill, Frank.....1921-22 |
| Aker, Jack.....1964-68 | Baker, Scott.....1995 | Bitker, Joe.....1990 | Breckinridge, Bill.....1929 |
| Akerfelds, Darrel.....1986 | Baker, Steve.....1982-83 | Black, Don.....1943-45 | Breslow, Craig.....2009-11 |
| Alcántara, Arismendy.....2016 | Balfour, Grant.....2011-13 | Blackley, Travis.....2012 | Bressler, Rube.....1914-16 |
| Alcántara, Raul.....2016 | Bando, Chris.....1989 | Blackwell, Ewell.....1955 | Brewer, Billy.....1997 |
| Aldrete, Mike.....1993-95 | Bando, Sal.....1966-76 | Blaeholder, George.....1935 | Brickley, George.....1913 |
| Alexander, Gary.....1978 | Bankston, Everett.....1915 | Blair, Buddy.....1942 | Briggs, John.....1960 |
| Alexander, Matt.....1975-77 | Bankston, Wes.....2008 | Blair, Carson.....2015 | Briscoe, John.....1991-96 |
| Allen, Bob.....1919 | Barbee, Dave.....1926 | Blake, Ed.....1957 | Brisse, Lou.....1947-51 |
| Allen, Brandon.....2011-12 | Barna, Babe.....1937-38 | Blanchard, Johnny.....1965 | Brito, Tilson.....1997 |
| Allen, Dick.....1977 | Barr, Scotty.....1908-09 | Blanco, Gil.....1966 | Broberg, Pete.....1978 |
| Allison, Dana.....1991 | Barrett, Dick.....1921 | Blankenship, Lance.....1988-93 | Brooks, Aaron.....2015 |
| Almon, Bill.....1983-84 | Barrett, Dick.....1933 | Blanks, Kyle.....2014 | Brooks, Bobby.....1969-72 |
| Alonso, Yonder.....2016 | Barry, Hardin.....1912 | Blanton, Joe.....2004-08 | Brosius, Scott.....1991-97 |
| Alou, Felipe.....1970-71 | Barry, Jack.....1908-15 | Blasingame, Don.....1966 | Brouthers, Art.....1906 |
| Alou, Jesus.....1973-74 | Barthold, John.....1904 | Blefay, Curt.....1971-72 | Brown, Andrew.....2007-08 |
| Alou, Matty.....1972 | Bartley, Bill.....1906-07 | Blemker, Ray.....1960 | Brown, Boardwalk.....1911-14 |
| Alston, Dell.....1978 | Bartling, Irv.....1938 | Blevins, Jerry.....2007-13 | Brown, Darrell.....1982 |
| Alusik, George.....1962-64 | Barton, Daric.....2007-14 | Blowers, Mike.....1998 | Brown, Dee.....2007 |
| Alvarez, R.J.....2015 | Barton, Harry.....1905 | Blue, Bert.....1908 | Brown, Emil.....2008 |
| Alyea, Brant.....1972 | Bass, Norm.....1961-63 | Blue, Vida.....1969-77 | Brown, Jeremy.....2006 |
| Ambler, Wayne.....1937-39 | Bassitt, Chris.....2015-16 | Boak, Chet.....1960 | Brown, Jim.....1916 |
| Ancker, Walter.....1915 | Bates, Charlie.....1927 | Boardman, Charlie.....1913-14 | Brown, Larry.....1971-72 |
| Anderson, Brett.....2009-13 | Bates, Ray.....1917 | Bocachica, Hiram.....2005-07 | Brown, Norm.....1943, 46 |
| Anderson, Bryan.....2014-15 | Bathe, Bill.....1986 | Bochte, Bruce.....1984-86 | Brown, Ollie.....1972 |
| Anderson, Dwain.....1971-72 | Batista, Tony.....1996-97 | Bodie, Ping.....1917 | Browne, Jerry.....1992-93 |
| Anderson, Walter.....1917, 19 | Battle, Allen.....1996 | Boever, Joe.....1993 | Bruce, Lou.....1904 |
| Andrews, Elbert.....1925 | Batton, Chris.....1976 | Bogle, Warren.....1968 | Brucker, Earle.....1948 |
| Andrews, Mike.....1973 | Bauer, Hank.....1960-61 | Bohen, Pat.....1913 | Bruggy, Frank.....1922-24 |
| Andujar, Joaquin.....1986-87 | Bauer, Lou.....1918 | Boley, Joe.....1927-32 | Brumley, Mike.....1994 |
| Appier, Kevin.....1999-00 | Baumgartner, Stan.....1924-26 | Bollweg, Don.....1954-55 | Brunet, George.....1956-57, 59-60 |
| Applegate, Fred.....1904 | Baxes, Mike.....1956, 58 | Bonner, Frank.....1902 | Bryan, Billy.....1961-66 |
| Archer, Fred.....1936-37 | Baylor, Don.....1976, 88 | Boone, Dan.....1919 | Bryant, Derek.....1979 |
| Archer, Jim.....1961-62 | Beane, Billy.....1989 | Boone, Ray.....1959 | Buck, Travis.....2007-10 |
| Armas, Marcos.....1993 | Beard, Dave.....1980-83 | Bordi, Rich.....1980-81, 88 | Budaska, Mark.....1978, 81 |
| Armas, Tony.....1977-82 | Becker, Rich.....1999-00 | Bordick, Mike.....1990-96 | Bullock, Red.....1936 |
| Armbruster, Harry.....1906 | Beckmann, Bill.....1939-42 | Bosetti, Rick.....1981-82 | Burgmeier, Tom.....1983-84 |
| Armstrong, George.....1946 | Belitz, Todd.....2000 | Bosman, Dick.....1975-76 | Burgo, Bill.....1943-44 |
| Armstrong, Howard.....1911 | Bell, Kevin.....1982 | Bostick, Henry.....1915 | Burke, Glenn.....1978-79 |
| Arndt, Larry.....1989 | Bella, Zeke.....1959 | Bournigal, Rafael.....1996-98 | Burnette, Wally.....1956-58 |
| Arntzen, Orle.....1943 | Bellhorn, Mark.....1997-98, 00-01 | Bourque, Pat.....1973-74 | Burns, Billy.....2014-16 |
| Arroyo, Fernando.....1982, 86 | Bender, Chief.....1903-14 | Bowen, Rob.....2007-08 | Burns, Dennis.....1923-24 |
| Astroth, Joe.....1945-46, 50-56 | Benson, Vern.....1943, 46 | Bowers, Cedrick.....2010 | Burns, George.....1918-20, 29 |
| Atherton, Keith.....1983-86 | Benton, Al.....1934-35 | Bowie, Jim.....1994 | Burns, Joe.....1944-45 |
| Atkins, Tommy.....1909-10 | Berger, Johnny.....1922 | Bowie, Micah.....2002-03 | Burns, Todd.....1988-91 |
| Axford, John.....2016 | Bernazard, Tony.....1987 | Bowles, Charlie.....1943, 45 | Burris, Ray.....1984 |
| Azcue, Joe.....1962-63 | Bernhard, Bill.....1901-02 | | |

Burroughs, Jeff 1982-84
 Burrows, John 1943
 Burrus, Dick 1919-20
 Burtschy, Moe 1950-51,
 54-56
 Busch, Ed 1943-45
 Buschhorn, Don 1965
 Bush, Joe 1912-17, 28
 Butler, Billy 2015-16
 Buxton, Ralph 1938
 Byrum, Freddie 2005
 Byrd, Harry 1950, 52-53
 Byrnes, Eric 2000-05
 Byrnes, Jim 1906

C

Cabrera, Orlando 2009
 Cadaret, Greg 1987-89
 Cahill, Trevor 2009-11
 Cain, Sugar 1932-35
 Calero, Kiko 2005-08
 Caligiuri, Fred 1941-42
 Callahan, Ben 1983
 Callaspo, Alberto 2013-14
 Callaway, Frank 1921-22
 Camacho, Ernie 1980
 Cameron, Kevin 2009
 Campaneris, Bert 1964-76
 Campbell, Kevin 1991-93
 Candiotti, Tom 1998-99
 Canha, Mark 2015-16
 Canseco, Jose 1985-92, 97
 Canseco, Ozzie 1990
 Cantrell, Guy 1927
 Carey, Andy 1960-61
 Carignan, Andrew 2011-12
 Carr, Charlie 1901
 Carrasquel, Chico 1958
 Carroll, Doc 1916
 Carroll, Tom 1959
 Carson, Matt 2009-10
 Carter, Chris 2010-12
 Carter, Nick 1908
 Carter, Sol 1931
 Carty, Rico 1973, 78
 Cascarella, Joe 1934-35
 Casilla, Santiago 2004-09
 Caster, George 1934-35,
 37-40
 Castiglia, Jim 1942
 Castillo, Alberto 2005
 Castro, Angel 2015
 Castro, Luis 1902
 Castro, Ramon 2004
 Cater, Danny 1966-69
 Caudill, Bill 1984, 87
 Caulfield, Jake 1946
 Causey, Wayne 1961-66
 Ceccarelli, Art 1955-56
 Cepeda, Orlando 1972
 Cerv, Bob 1957-60
 Céspedes, Yoenis 2012-14
 Cey, Ron 1987
 Chalk, Dave 1979
 Chant, Charlie 1975
 Chapman, Fred 1939-41
 Chapman, John 1924

Chapman, Sam 1938-41,
 45-51
 Charles, Ed 1962-67
 Chavarria, Ossie 1966-67
 Chavez, Eric 1998-2010
 Chavez, Jesse 2012-15
 Chiti, Harry 1958-60
 Chitren, Steve 1990-91
 Choice, Michael 2013
 Chouinard, Bobby 1996
 Christenson, Ryan 1998-01
 Christopher, Russ 1942-47
 Cias, Darryl 1983
 Cicerio, Joe 1945
 Cihocki, Ed 1932-33
 Cimoli, Gino 1962-64
 Ciola, Lou 1943
 Cipriani, Frank 1961
 Cissell, Bill 1937
 Clark, Allie 1951-53
 Clark, Doug 2006
 Clark, Jermaine 2005
 Clark, Ron 1971-72
 Claset, Gowell 1933
 Clinton, Lou 1965
 Clippard, Tyler 2015
 Clyde, Tom 1943
 Coakley, Andy 1902-06
 Cobb, Ty 1927-28
 Cochrane, Mickey 1925-33
 Codiroli, Chris 1982-87
 Coghlan, Chris 2016
 Colangelo, Mike 2002
 Colavito, Rocky 1964
 Colbert, Nate 1976
 Coleman, Ed 1932-35
 Coleman, Joe 1942,
 46-51, 53
 Coleman, Joe 1977-78
 Coleman, Ray 1948
 Coleman, Rip 1957, 59
 Collamore, Allan 1911
 Collins, Dave 1985
 Collins, Eddie 1906-14,
 27-30
 Collins, Eddie 1939, 41-42
 Collins, Jimmy 1907-08
 Collins, Zip 1921
 Colón, Bartolo 2012-13
 Cone, Bob 1915
 Congiario, Billy 1973
 Connelly, Bill 1945
 Connelly, Steve 1998
 Conrad, Brooks 2008
 Conroy, Bill 1935-37
 Conroy, Tim 1978, 82-85
 Consolo, Billy 1962
 Conway, Owen 1915
 Cook, Ryan 2012-15
 Coombs, Bobby 1933
 Coombs, Jack 1906-14
 Cooper, Pat 1946-47
 Corcoran, Art 1915
 Corsi, Jim 1988-89,
 92, 95-96
 Cosey, Ray 1980
 Cotton, Jharel 2016

Cottrell, Ensign 1913
 Coughtry, Marlan 1962
 Coulombe, Daniel 2015-16
 Courtney, Clint 1961
 Coveleski, Stan 1912
 Cowington, Wes 1961
 Cowgill, Collin 2012
 Cox, Glenn 1955-58
 Cox, Jeff 1980-81
 Coyne, Toots 1914
 Crabb, Roy 1912
 Craddock, Walt 1955-56, 58
 Craig, George 1907
 Cramer, Bobby 2010-11
 Cramer, Doc 1929-35
 Crane, Sam 1914-16
 Crawford, Willie 1977
 Crimian, Jack 1956
 Crisp, Coco 2010-16
 Cronin, Jim 1929
 Crosby, Bobby 2003-09
 Cross, Lave 1901-05
 Cross, Monte 1902-07
 Crossell, Cap 1915-16
 Crowson, Woody 1945
 Cruthers, Press 1913-14
 Cruz, Fausto 1994-95
 Cruz, Juan 2005
 Cullen, Tim 1972
 Culler, Dick 1936
 Cunningham, Aaron 2008-09
 Cunningham, Mike 1906
 Curry, Jim 1909
 Cust, Jack 2007-10

D

D'Acquisto, John 1982
 Daley, Bud 1958-61
 Daley, Pete 1960
 Daley, Tom 1913-14
 Daly, Bert 1903
 Damon, Johnny 2001
 Damrau, Harry 1915
 Daney, Art 1928
 Danforth, Dave 1911-12
 Danner, Buck 1915
 Darling, Ron 1991-95
 Davallilo, Vic 1973-74
 DaVanon, Jeff 2007
 Davidson, Claude 1918
 Davies, Chick 1914-15
 Davis, Bob 1958, 60
 Davis, Bud 1915
 Davis, Crash 1940-42
 Davis, Harry 1901-11, 13-17
 Davis, Ike 2015
 Davis, Khris 2016
 Davis, Mike 1980-87
 Davis, Rajai 2008-10
 Davis, Storm 1987-89, 93
 Davis, Tod 1949, 51
 Davis, Tommy 1970-71
 Dawley, Bill 1989
 Dean, Chubby 1936-41
 DeJesus, David 2011
 Del Greco, Bobby 1961-63

De Los Santos, Fautino
 2011-12
 Delsing, Jim 1960
 DeMaestri, Joe 1953-59
 DeMars, Billy 1948
 Denorfia, Chris 2008-09
 Derrick, Claud 1910-12
 Derry, Russ 1946
 Desautels, Gene 1946
 DeShong, Jimmie 1932
 Detwiler, Ross 2016
 Devine, Joey 2008, 11
 Dickson, Jim 1965-66
 Dickson, Murry 1958-59
 Dietrich, Bill 1933-36, 47-48
 Dillinger, Bob 1950
 Dilone, Miguel 1978-79
 DiNardo, Lenny 2007-08
 Ditmar, Art 1954-56, 61-62
 Divis, Moxie 1916
 Dixon, Sonny 1954-55
 Dobson, Chuck 1966-71, 73
 Dolan, Joe 1901
 Donahue, Pat 1910
 Donaldson, John 1966-70,
 74
 Donaldson, Josh 2010, 12-14
 Doolittle, Sean 2012-16
 Dotel, Octavio 2004-05
 Doubront, Felix 2015
 Dougherty, Jim 1998
 Dowd, Snooks 1919
 Downing, Al 1970
 Downs, Kelly 1992-93
 Doyle, Brian 1981
 Doyle, Carl 1935-36
 Drabow, Tom 1986
 Drabowsky, Moe 1962-65
 Drake, Larry 1945
 Dressendorfer, Kirk 1991
 Drew, Stephen 2012
 Driscoll, Jim 1970
 Driscoll, Michael 1916
 Drumright, Keith 1981
 Duchscherer, Justin 2003-08,
 10
 Duckworth, Jim 1966
 Dugan, Joe 1917-21
 Dugleby, Bill 1902
 Duliba, Bob 1967
 Dull, Ryan 2015-16
 Duncan, Dave 1964, 67-72
 Duncan, Taylor 1978
 Dunn, Adam 2014
 Dunning, Steve 1977
 Durazo, Erubiel 2003-05
 Duren, Ryne 1957
 Durham, Ray 2002
 Duser, Carl 1956, 58
 Dye, Jermaine 2001-04
 Dygert, Jimmy 1905-10
 Dykes, Jimmie 1918-32

E

Earnshaw, George 1928-33
 Easterling, Paul 1938
 Eaves, Vallie 1935

Athletics All-Time Roster, continued

Eccles, Harry1915
 Eckersley, Dennis... 1987-95
 Eckert, Charlie.. 1919-20, 22
 Eddy, Chris1995
 Edgerton, Bill 1966-67
 Edwards, Doc 1963-65
 Edwards, Mike 1978-80
 Edwards, Mike2003
 Edwards, Ralph 1915
 Egan, Ben1908, 12
 Ehmke, Howard 1926-30
 Eibner, Brett 2016
 Elliott, Randy1980
 Ellis, Dock1977
 Ellis, Mark 2002-03, 05-11
 Ely, Bones.....1901
 Embree, Alan 2007-08
 Emerson, Chester...1911-12
 Engle, Charlie 1925-26
 Epps, Hal1944
 Epstein, Mike 1971-72
 Eschen, Larry1942
 Esposito, Sammy.....1963
 Essegian, Chuck.....1961, 63
 Essian, Jim 1978-80, 84
 Estaluela, Bobby 1943-45, 49
 Etherton, Seth.....2005
 Etten, Nick 1938-39
 Eveland, Dana2008-09
 Everidge, Tommy.....2009
 Ewoldt, Art1919

F

Fagan, Everett1943, 46
 Fahey, Frank1918
 Fahey, Howard1912
 Fain, Ferris 1947-52
 Fairbank, Jim 1903-04
 Fairly, Ron1976
 Falkenberg, Cy1917
 Fanovich, Frank1953
 Farmer, Ed1983
 Fasano, Sal 2000-01
 Fazio, Ernie1966
 Fermin, Ramon.....1995
 Fernandez, Frank ... 1970-71
 Ferrazzi, Bill1935
 Ferrick, Tom1941
 Feters, Mike1998
 Fetzer, Willy1906
 Figueroa, Ed1981
 Figueroa, Pedro2012-13
 Fikac, Jeremy2003
 Files, Eddie1908
 Fillimgim, Dana1915
 Fingers, Rollie..... 1968-76
 Finigan, Jim 1954-56
 Fink, Herman 1935-37
 Finney, Lou 1931, 33-39
 Fiorentino, Jeff.....2008
 Fischer, Bill 1961-63
 Flater, Jack1908
 Fletcher, Paul.....1996
 Flick, Elmer.....1902
 Flick, Lew 1943-44

Flohr, Mort1934
 Flores, Jesse 1943-47
 Flores, Jose2002
 Flores, Ron2005-07
 Flythe, Stu1936
 Foiles, Hank.....1960
 Fosse, Ray 1973-75
 Foulke, Keith 2003, 08
 Fowler, Dick. 1941-42, 45-52
 Fox, Eric1992-94
 Fox, Jack1908
 Fox, Jake2010
 Fox, Nellie.....1947-49
 Foxx, Jimmie 1925-35
 Francis, Jeff2014
 Francona, Tito.....1969-70
 Franks, Herman.....1947-48
 Fraser, Chick1901
 Freeman, Harvey.....1921
 Freeman, Mark1959
 Freiman, Nate.....2013-14
 Freitas, Tony1932-33
 French, Pat1917
 French, Walter ...1923, 25-29
 Fricano, Marion.....1952-55
 Fritz, Charlie1907
 Fritz, Harry1913
 Fuentes, Brian2011-12
 Fuentes, Tito1978
 Fuhrman, Ollie1922
 Fuld, Sam2014-15
 Fulghum, Dot1921
 Fultz, Dave1901-02
 Furmaniak, J.J.2007
 Fyhrie, Mike2001-02

G

Galan, Augie 1949
 Gallagher, Sean2008-09
 Gallego, Mike1985-91, 95
 Galloway, Chick1919-27
 Ganley, Bob1909
 Gant, Ron 2001, 03
 Gantenbein, Joe1939-40
 Garbark, Bob1944
 Garciaparra, Nomar.....2009
 Gardner, Larry1918
 Gardner, Rob 1971, 73
 Garner, Phil1973-76
 Garrett, Adrian 1971-72
 Garrison, Ford1944-46
 Garrison, Webster 1996
 Garver, Ned1957-60
 Gassaway, Charlie..... 1945
 Gates, Brent1993-96
 Gaudin, Chad ...2006-08, 10
 Gautreau, Doc 1925
 Geary, Bob1918-19
 Geier, Phil1901
 Gentile, Jim1964-65
 Gentry, Craig2014-15
 George, Alex.....1955
 George, Greek.....1945
 Gerkin, Steve1945
 German, Esteban ...2002-04

Giambi, Jason....1995-01, 09
 Giambi, Jeremy2000-02
 Gibson, Charlie 1924
 Giebel, Joe1913
 Giel, Paul1961
 Giese, Dan2009
 Giggie, Bob 1960, 62
 Ginsberg, Joe1956
 Ginter, Keith2005
 Giordano, Tommy1953
 Giusti, Dave1977
 Glass, Tom1925
 Glynn, Ryan.....2005
 Godfrey, Graham2011-12
 Gomes, Jonny2012, 14
 Gonzalez, Carlos2008
 Gonzalez, Edgar2009
 Gonzalez, Gio2008-11
 Gonzalez, Orlando.....1980
 Gooch, Lee1917
 Goodwin, Danny1982
 Gorman, Tom1955-59
 Gosger, Jim1966-68
 Gossage, Rich1992-93
 Grabarkewitz, Billy.....1975
 Grabowski, Jason2002-03
 Graff, Milt1957-58
 Grant, Mudcat1970-71
 Graveman, Kendall. 2015-16
 Gray, Dolly1924-27
 Gray, Jeff2008-09
 Gray, Johnny1954-55
 Gray, Sonny2013-16
 Green, Dick1963-74
 Green, Grant2013
 Green, Joe1924
 Gregerson, Luke2014
 Gregg, Veon1918
 Grevell, Bill1919
 Grieve, Ben1997-00
 Griffeth, Lee1946
 Griffin, A.J.2012-13
 Griffin, Alfredo1985-87
 Griffin, Ivy1919-21
 Griffin, Pug1917
 Grilli, Guido1966
 Grim, Bob1958-59, 62
 Grimes, Oscar1946
 Grimm, Charlie1916
 Groh, Lew1919
 Groom, Buddy1996-99
 Gross, Gabe2010
 Gross, Wayne.....1976-83, 86
 Groth, Johnny1956-57
 Grove, Lefty1925-33
 Grover, Roy1916-17, 19
 Grunwald, Al1959
 Grzenda, Joe1964, 66
 Guerra, Mike1947-50
 Guerrero, Mario1978-80
 Guillen, Jose2003
 Guintini, Jack1950
 Gumpert, Randy1936-38
 Guthrie, Mark2001
 Guzman, Johnny1991-92

H

Haas, Bruno1915
 Haas, Moose 1986-87
 Haas, Mule 1928-32, 38
 Hadley, Bump1941
 Hadley, Kent 1958-59
 Haeffner, Bill1915
 Hahn, Jesse2015-16
 Hairston, Scott2009
 Halama, John2003
 Hale, Sammy1923-29
 Haley, Ray1916-17
 Hall, Dick1960
 Hall, Irv1943-46
 Halsey, Brad2006
 Hamilton, Dave1972-75,
 79-80
 Hamilton, Tom1952-53
 Hamlin, Ken1960
 Hamlin, Luke1944
 Hammel, Jason2014
 Hammond, Chris2004
 Hamner, Granny1962
 Hancken, Buddy1940
 Hancock, Garry.....1983-84
 Handley, Gene1946-47
 Handrahan, Vern ...1964, 66
 Haney, Larry 1969-70, 72-76
 Hankins, Jay1961, 63
 Hanna, Preston.....1982
 Hannahan, Jack.....2007-09
 Hannifin, Jack1906
 Harang, Aaron2002-03
 Harden, Rich.....2003-08, 11
 Haren, Dan2005-07
 Harikkaala, Tim2005
 Harkey, Mike1995
 Harper, Brian1987, 95
 Harper, Jack1915
 Harper, Tommy1975
 Harrell, Slim1912
 Harrelson, Ken1963-67
 Harrington, Bill .. 1953, 55-56
 Harris, Bob1942
 Harris, Bubba... 1948-49, 51
 Harris, Lum1941-44, 46
 Harris, Reggie.....1990-91
 Harris, Spencer1930
 Harrison, Tom1965
 Harriss, Slim1920-26
 Hartsel, Topsy1902-11
 Harville, Chad1999, 01,
 03-04
 Hassey, Ron1988-90
 Hassler, Joe1928-29
 Hasson, Gene1937-38
 Hasty, Bob1919-24
 Hatteberg, Scott2002-05
 Haught, Gary1997
 Hauser, Joe 1922-24, 26, 28
 Hausmann, Clem1949
 Hawkins, Andy1991
 Hayden, Jack1901

| | | | |
|--|--|-------------------------------------|---------------------------------|
| Hayes, Frankie..... 1933-34, 36-42, 44-45 | Horton, Willie..... 1978 | Johnson, John Henry..... 1978-79 | King, Lee..... 1916 |
| Haynes, Jimmy..... 1997-99 | Hosley, Tim..... 1973-74, 76-78, 81 | Johnson, Ken..... 1958-61 | Kingery, Mike..... 1992 |
| Healy, Ryon..... 2016 | Host, Gene..... 1957 | Johnson, Mark..... 2003 | Kingman, Brian..... 1979-82 |
| Healy, Thomas..... 1915-16 | Houck, Byron..... 1912-14 | Johnson, Paul..... 1920-21 | Kingman, Dave..... 1984-86 |
| Heath, Mike..... 1979-85 | House, Frank..... 1958-59 | Johnson, Rankin..... 1941 | Kinney, Dennis..... 1982 |
| Heaverlo, Dave. 1978-79, 81 | Houser, Ben..... 1910 | Johnson, Roy..... 1918 | Kinney, Walt..... 1919-20, 23 |
| Heffner, Don..... 1943 | Hovley, Steve..... 1970-71 | Johnson, Stan..... 1961 | Kircher, Mike..... 1919 |
| Hegan, Mike..... 1971-73 | Howard, Steve..... 1990 | Johnson, Walt..... 1917 | Kirk, Bill..... 1961 |
| Heimach, Fred..... 1920-26 | Howell, Jay..... 1985-87 | Johnston, Doc..... 1922 | Kirk, Tom..... 1947 |
| Heimueller, Gorman 1983-84 | Howitt, Dann..... 1989-92 | Johnstone, Jay..... 1973 | Kish, Ernie..... 1945 |
| Heitmuller, Heinie... 1909-10 | Howser, Dick..... 1961-63 | Johnstone, John..... 1997 | Klein, Lou..... 1951 |
| Held, Woodie..... 1957-58 | Hoyle, Tex..... 1952 | Jones, Doug..... 1999-00 | Klieman, Ed..... 1950 |
| Helfand, Eric..... 1993-95 | Hoyt, Waite..... 1931 | Jones, Gordon..... 1962 | Klimchuck, Lou..... 1958-61 |
| Hemond, Scott..... 1989-94 | Hubbard, Glenn..... 1988-89 | Jones, Jeff..... 1980-84 | Klimkowski, Ron..... 1971 |
| Henderson, Dave.... 1988-93 | Huckleberry, Earl..... 1935 | Jones, John..... 1923, 32 | Kline, Bob..... 1934 |
| Henderson, Rickey 1979-84, 89-95, 98 | Hudgens, Dave..... 1983-83 | Jones, Marcus..... 2000 | Klink, Joe..... 1990-91 |
| Henderson, Steve... 1985-87 | Hudson, Tim..... 1999-04 | Joost, Eddie..... 1947-54 | Knotts, Mickey..... 1979-82 |
| Hendrick, George... 1971-72 | Hughes, Luke..... 2012 | Jorgensen, Mike..... 1977 | Knerr, Lou..... 1945-46 |
| Hendriks, Liam..... 2016 | Hulvey, Hank..... 1923 | Jose, Felix..... 1988-90 | Knickerbocker, Austin... 1947 |
| Henley, Weldon..... 1903-05 | Hunter, Billy..... 1957-58 | Joseph, Rick..... 1964 | Knickerbocker, Bill..... 1942 |
| Herbert, Ray..... 1955, 58-61 | Hunter, Catfish..... 1965-74 | Joyce, Bob..... 1939 | Knight, John..... 1905-07 |
| Heredia, Gil..... 1998-01 | Husta, Carl..... 1925 | Joyce, Dick..... 1965 | Knott, Jack..... 1941-42, 46 |
| Hermida, Jeremy..... 2010 | Husting, Bert..... 1902 | Jurak, Ed..... 1988 | Knowles, Darold..... 1971-74 |
| Hernandez, Fernando.. 2008 | Huston, Warren..... 1937 | Justice, David..... 2002 | Knowlson, Tom..... 1915 |
| Hernandez, Ramon 1999-03 | | | Knowlton, Bill..... 1920 |
| Herrera, Jose..... 1995-96 | I | K | Koch, Billy..... 2002 |
| Herrriage, Troy..... 1956 | Inge, Brandon..... 2012 | Ka'aihue, Kila..... 2012 | Kolloway, Don..... 1953 |
| Hershberger, Mike.. 1965-69 | Isringhausen, Jason 1999-01 | Kaiser, Jeff..... 1985 | Komine, Shane..... 2006-07 |
| Herzog, Whitey..... 1958-60 | Iwamura, Aki..... 2010 | Kalahan, John..... 1903 | Komminsk, Brad..... 1991 |
| Hesselbacher, George.. 1916 | | Kalfass, Bill..... 1937 | Koonka, Bruce 1942-43, 46 |
| Heusser, Ed..... 1940 | J | Karos, Eric..... 2004 | Kopce, Graham..... 2003 |
| Heving, Johnnie..... 1931-32 | Jablonski, Ray..... 1959-60 | Karsay, Steve... 1993-94, 97 | Kopf, Larry..... 1914-15 |
| Hickman, Jesse..... 1965-66 | Jackson, Conor..... 2010-11 | Kazmir, Scott..... 2014-15 | Kopp, Merlin..... 1918-19 |
| Hicks, Brandon..... 2012 | Jackson, Joe..... 1908-09 | Kearney, Bob..... 1981-83 | Kotsay, Mark..... 2004-07 |
| Higgins, Pinky... 1930, 33-36 | Jackson, Reggie 1967-75, 87 | Keane, Teddy..... 1920 | Kottaras, George..... 2012 |
| High, Charlie..... 1919-20 | Jacobs, Spook..... 1954-56 | Keefe, Dave..... 1917, 19-21 | Kouzmanoff, Kevin... 2010-11 |
| Hiljus, Erik..... 2001-02 | Jacobson, Baby Doll... 1927 | Keegan, Ed..... 1961 | Krause, Harry..... 1908-12 |
| Hill, Dave..... 1957 | Jacoby, Brook..... 1991 | Keen, Vic..... 1918 | Krauss, Lew..... 1931-32 |
| Hill, Donnie..... 1983-86 | Jaha, John..... 1999-01 | Keeseey, Jim..... 1925, 30 | Krauss, Lew... 1961, 64-69 |
| Hill, Jesse..... 1937 | James, Justin..... 2010 | Keisler, Randy..... 2006 | Kravitz, Danny..... 1960 |
| Hill, Red..... 1917 | Jamieson, Charlie... 1917-18 | Kell, George..... 1943-46 | Kreevich, Mike..... 1942 |
| Hill, Rich..... 2016 | Jarvis, Kevin..... 1999 | Kell, Skeeter..... 1952 | Kretlow, Lou..... 1956 |
| Hillegas, Shawn..... 1992-93 | Jaso, John..... 2013-14 | Kellett, Al..... 1923 | Krueger, Bill..... 1983-87 |
| Hilley, Ed..... 1903 | Javier, Stan... 1986-90, 94-95 | Kelley, Harry..... 1936-38 | Kryhoski, Dick..... 1955 |
| Hinch, A.J..... 1998-00 | Jenkins, Tom..... 1926 | Kellner, Alex..... 1948-58 | Kubiak, Ted.. 1967-69, 72-75 |
| Hitchcock, Billy..... 1950-52 | Jennings, Doug..... 1988-91 | Kellner, Walt..... 1952-53 | Kubinski, Tim..... 1997, 99 |
| Hoffman, Danny..... 1903-06 | Jennings, Robin..... 2001 | Kellogg, Al..... 1908 | Kucab, Johnny..... 1950-52 |
| Hogan, Willie..... 1911 | Jensen, Willie..... 1914 | Kelly, Bill..... 1920 | Kucks, Johnny..... 1959-60 |
| Holborow, Wally..... 1948 | Jimenez, D'Angelo..... 2006 | Kelly, Ren..... 1923 | Kuczynski, Bert..... 1943 |
| Holliday, Matt..... 2009 | Jimenez, Manny 1962-64, 66 | Kendall, Jason..... 2005-07 | Kull, John..... 1909 |
| Holmes, Chick..... 1918 | Jimenez, Miguel..... 1993-94 | Kenna, Ed..... 1902 | Kume, Mike..... 1955 |
| Holmes, Jim..... 1906 | John, Tommy..... 1985 | Kennedy, Adam..... 2009 | Kunkel, Bill..... 1961-62 |
| Holt, Jim..... 1974-76 | Johns, Doug..... 1995-96 | Kennedy, Joe..... 2005-07 | Kutyna, Marty..... 1959-60 |
| Holt, Red..... 1925 | Johnson, Bill..... 1916-17 | Keough, Joe..... 1968 | |
| Holtz, Mike..... 2002 | Johnson, Bob..... 1933-42 | Keough, Matt..... 1977-83 | L |
| Holtzman, Ken..... 1972-75 | Johnson, Bob.... 1960, 69-70 | Keriazakos, Gus..... 1955 | Laabs, Chet..... 1947 |
| Holzemer, Mark..... 1998 | Johnson, Cliff..... 1981-82 | Kern, Bill..... 1962 | Lacey, Bob..... 1977-80 |
| Honeycutt, Rick 1987-93, 95 | Johnson, Dan..... 2005-08 | Ketchum, Fred..... 1901 | Lachemann, Marcel 1969-71 |
| Hooks, Alex..... 1935 | Johnson, Dane..... 1997 | Ketchum, Gus..... 1922 | Lachemann, Rene. 1965-66, 68 |
| Hooper, Bob..... 1950-52 | Johnson, Deron..... 1961-62, 73-74 | Kiefer, Steve..... 1984-85 | Ladendorf, Tyler..... 2015-16 |
| Hooten, Leon..... 1974 | Johnson, Hank..... 1936 | Kielty, Bobby..... 2004-07 | Lagger, Ed..... 1934 |
| Hope, Sam..... 1907 | Johnson, Jim..... 2014 | Kiely, Leo..... 1960 | Lajoie, Nap.. 1901-02, 15-16 |
| Hopkins, Don..... 1975-76 | Johnson, Jing..... 1916-17, 19, 27-28 | Kilby, Brad..... 2009-10 | Lamar, Bill..... 1924-27 |
| Horlen, Joe..... 1972 | | Kilkenny, Mike..... 1972-72 | Lambo, Andrew..... 2016 |
| Horsman, Vince..... 1992-94 | | Killeen, Evans..... 1959 | Lamp, Dennis..... 1987 |
| | | | Landis, Bill..... 1963 |

Athletics All-Time Roster, continued

| | | | |
|----------------------------------|---------------------------------|--------------------------------|--------------------------------|
| Landis, Jim1965 | Lopez, Hector1955-59 | Mathews, Nelson..... 1964-65 | Mecir, Jim 2000-04 |
| Langerhans, Ryan.....2007 | Lord, Bris 1905-07, 10-12 | Mathews, T.J. 1997-01 | Medich, Doc 1977 |
| Langford, Rick 1977-86 | Lorraine, Andrew 1997 | Matos, Francisco 1994 | Meehan, Bill 1915 |
| Lanning, Red 1916 | Lovrich, Pete.....1963 | Matsui, Hideki2011 | Meeke, Roy 1923-24 |
| Lansford, Carney.... 1983-92 | Lovullo, Torey 1996 | Matthews, Wid1923 | Melhuse, Adam 2003-07 |
| Lapp, Jack 1908-15 | Lowrie, Jed2013-14, 16 | Mattox, Cloy 1929 | Meillo, Kevin 2007 |
| Larish, Jeff 2010 | Lowry, Sam 1942-43 | Matuzak, Harry 1934, 36 | Mellana, Joe 1927 |
| Larkin, Ed 1909 | Luby, Hal 1936 | Mauro, Carmen 1953 | Meloen, John 2009 |
| Larsen, Don 1960-61 | Ludwick, Eric 1997 | Maxvill, Dal 1972-75 | Melton, Dave 1956, 58 |
| LaRoche, Andy 2011 | Lugo, Ruddy 2007 | Maxwell, Bert 1908 | Menechino, Frank... 1999-04 |
| LaRussa, Tony.. 1963, 68-71 | Lumpe, Jerry.....1959-63 | Maxwell, Bruce 2016 | Mengden, Daniel 2016 |
| Lasorda, Tommy 1956 | Lydy, Scott 1993 | Mayne, Brent 1997 | Mercado, Orlando 1988 |
| Lau, Charlie 1963-64 | Lysander, Rick 1980 | Mayo, Eddie..... 1943 | Mercedo, Henry ... 1992-93 |
| Lauder, Billy 1901 | | Mazzaro, Vin.....2009-10 | Metro, Charlie 1944-45 |
| Lauerique, George 1967-69 | M | McAvoy, Wickey.....1913-15, | Metzler, Alex 1926 |
| Lavan, Doc 1913 | Maas, Duke 1958 | 17-19 | Meyer, Billy 1916-17 |
| Lavelle, Gary 1987 | Mabry, John 2002 | McBride, Matt 2016 | Meyer, Bob 1964 |
| Law, Vance 1991 | Macfarlane, Mike 1998-99 | McCahan, Bill 1946-49 | Meyer, Dan 1982-85 |
| Lawrie, Brett 2015 | Mack, Earle..... 1910-11, 14 | McCann, Emmett.... 1920-21 | Meyer, Dan 2007-08 |
| Lawry, Otis 1916-17 | Mack, Shane..... 1998 | McCarthy, Brandon.. 2011-12 | Meyer, Russ 1959 |
| Laxton, Brett 1999 | Mackenzie, Eric 1955 | McCarty, David 2003 | Meyer, Scott 1978 |
| Leahy, Tom 1901 | Mackenzie, Gordon 1961 | McCatty, Steve 1977-85 | Michaels, Cass 1952-53 |
| Lear, Fred 1915 | Mackiewicz, Felix....1941-43 | McConnell, Sam 1915 | Miles, Carl 1940 |
| LeBourveau, Bevo 1929 | Mackinson, John..... 1953 | McCosky, Barney... 1946-48, | Miles, Dee 1939-42 |
| Lehner, Paul 1950-51 | Madjeski, Ed 1932-34 | 50-51 | Miller, Bing... 1922-26, 28-34 |
| Lehr, Justin 2004 | Madson, Ryan 2016 | McCovey, Willie 1976 | Miller, Damian 2004 |
| Leiper, Dave 1984, 86-87, | Magadan, Dave 1997-98 | McCoy, Benny 1940-41 | Miller, Jai 2011 |
| 94-95 | Maggert, Harl 1912 | McCrabb, Les 1939-42, 50 | Miller, Jim 2012 |
| Leitner, Dummy 1901 | Magnante, Mike 2000-02 | McCue, Frank 1922 | Miller, Rudy 1929 |
| LeMaster, Johnnie 1987 | Magnuson, Trystan..... 2011 | McDermott, Mickey..... 1957, | Milligan, Billy 1901 |
| Lennon, Patrick..... 1997 | Mahaffey, Roy 1930-35 | 61 | Mills, Bill 1944 |
| Lennox, Ed 1906 | Mahay, Ron 1999-00 | McDevitt, Danny 1962 | Mills, Brad 2014-15 |
| Leon, Arnold 2015 | Mahon, Al 1930 | McDonald, Hank 1931, 33 | Milone, Tommy 2012-14 |
| Leonard, Elmer 1911 | Maiho, Emil 1936 | McDonald, Jason... 1997-99 | Mincher, Don 1970-72 |
| Leovich, John 1941 | Mains, Jim 1943 | McElwee, Lee 1916 | Miner, Ray 1921 |
| Leshner, Brian 1996-98 | Majeski, Hank 1946-49, | McGee, Willie 1990 | Minetto, Craig 1978-81 |
| Lester, Jon 2014 | 51-52 | McGeehan, Conny..... 1903 | Mitchell, Craig 1975-77 |
| Lewis, Allan.. 1967-70, 72-73 | Mallonee, Ben 1921 | McGhee, Bill 1944-45 | Mitchell, Fred 1902 |
| Lewis, Colby 2007 | Mallory, Sheldon 1977 | McGhee, Ed 1953-54 | Mitchell, Kevin 1998 |
| Lewis, Darren 1990 | Malone, Lew 1915-16 | McGillen, John..... 1944 | Mitchell, Paul 1976-77 |
| Lewis, Richie 1997 | Manaea, Sean 2016 | McGowan, Beauty ... 1922-23 | Mitterling, Ralph..... 1916 |
| Lidle, Cory 2001-02 | Mangual, Angel..... 1971-76 | McGwire, Mark 1986-97 | Mohler, Mike 1993-98 |
| Lieber, Dutch 1935-36 | Manrique, Fred 1991 | McInnis, Stuffy 1909-17 | Molina, Izzy 1996-98 |
| Liebschard, Glenn 1930 | Manush, Frank..... 1908 | McIntyre, Matty 1901 | Monahan, Rinty 1953 |
| Lillard, Bill 1939-40 | Marchildon, Phil 1940-42, | McKay, Cody 2002 | Monday, Rick 1966-71 |
| Lilly, Ted 2002-03 | 45-49 | McKay, Dave 1980-82 | Monteagudo, Aurelio..... |
| Limmer, Lou 1951, 54 | Marcum, Johnny 1933-35 | McKeithan, Tim 1932-34 | 1963-66 |
| Lindblad, Paul 1965-71, | Maris, Roger 1958-59 | McKinney, Bob 1901 | Montgomery, Steve. 1996-97 |
| 73-76 | Markland, Gene 1950 | McKinney, Rich.. 1973-75, 77 | Montz, Luke 2013 |
| Lindblom, Josh 2014 | Marquez, Gonzalo .. 1972-73 | McLain, Denny 1972 | Mooneyham, Bill 1986 |
| Lindemann, Bob 1901 | Marshall, Jay 2007, 09 | McLaughlin, Bo, 1981-82 | Moore, Ferdie 1914 |
| Lindstrom, Axel 1916 | Martin, Billy 1957 | McLaughlin, Pat 1940 | Moore, Jimmy 1930-31 |
| Lintz, Larry 1976-77 | Martin, Cody 2015 | McLemore, Mark 2004 | Moore, Kelvin 1981-83 |
| Lisenbee, Hod 1936 | Martin, Doc 1908, 11-12 | McMahan, Jack 1956 | Moore, Kerwin 1996 |
| Littrell, Jack 1952, 54-55 | Martin, Morrie 1951-54 | McManus, Jim 1960 | Moore, Mike 1989-92 |
| Livingston, Paddy.... 1909-11 | Martin, Pat 1919-20 | McMichael, Greg 1999 | Moore, Roy 1920-22 |
| Loaiza, Esteban. 2006-07 | Martinez, Hector 1962-63 | McMillon, Billy... 2001, 03-04 | Morales, Jose 1973 |
| Lochhead, Harry 1901 | Martinez, Marty 1972 | McMullen, Ken 1976 | Moran, Herbie 1908 |
| Locker, Bob 1970-72 | Martinez, Ted 1975 | McNair, Eric 1929-35, 42 | Morey, Dave 1913 |
| Lockwood, Skip 1965 | Martini, Wedo 1935 | McNamara, Bob 1939 | Morgan, Cy 1909-12 |
| Lodigiani, Dario..... 1938-40 | Martyn, Bob 1957-59 | McNealy, Rusty 1983 | Morgan, Joe 1959 |
| Long, Lep 1911 | Mashore, Damon 1996-97 | McNulty, Bill 1969, 72 | Morgan, Joe 1984 |
| Long, Terrence..... 2000-03 | Masters, Wait 1939 | McPherson, John 1901 | Morgan, Mike 1978-79 |
| Loos, Pete 1901 | Matarazzo, Len..... 1952 | McQuaig, Jerry 1934 | Morgan, Tom 1957 |
| Lopes, Davey..... 1982-84 | Mathes, Joe 1912 | McQuinn, George 1946 | Morris, Doyt 1937 |

Morrisette, Bill..... 1915-16
Morse, Bud.....1929
Mortensen, Clayton 2009-10
Moscoso, Guillermo.....2011
Moses, Wally..... 1935-41,
49-51
Moss, Brandon..... 2012-14
Moss, Charlie..... 1934-36
Mossi, Don.....1965
Mujica, Edward.....2015
Mulder, Mark.....2000-04
Mullin, Jim.....1904
Munch, Jake.....1918
Muncy, Max..... 2015-16
Munoz, Pedro.....1996
Munson, Eric.....2009
Mura, Steve.....1985
Murphy, Danny..... 1902-13
Murphy, Donnie.....2007-08
Murphy, Dwayne..... 1978-87
Murphy, Eddie..... 1912-15
Murphy, Mike..... 1916
Murphy, Morgan.....1901
Murray, Joe.....1950
Murray, Larry..... 1977-79
Murray, Ray..... 1951-53
Murton, Matt.....2008
Myatt, Glenn..... 1920-21
Myers, Elmer..... 1915-18
Myers, Greg.....2001-02
Myers, Joseph.....1905

N

Nabors, Jack..... 1915-17
Nagel, Bill..... 1939
Naktenis, Pete.....1936
Nash, Jim..... 1966-69
Naylor, Rollie..... 1917, 19-24
Neal, Zach.....2016
Neel, Troy..... 1992-94
Neill, Mike.....1998
Nelson, Gene.....1987-92
Nelson, Lynn.....1937-39
Nelson, Rob..... 1986-87
Neshek, Pat..... 2012-13
Nettles, Jim.....1981
Neu, Mike.....2003
Newman, Jeff..... 1976-82
Newsom, Bobo..... 1944-46,
52-53
Newsome, Skeeter..... 1935-39
Nicholls, Simon.....1906-09
Nicholson, Bill.....1936
Niemi, Al.....1936
Noboa, Junior..... 1994
Nolin, Sean.....2015
Noonan, Pete.....1904
Norberto, Jordan.....2011-12
Noren, Irv.....1957
Norman, Fred..... 1962-63
Norris, Derek..... 2012-14
Norris, Mike..... 1975-83, 90
North, Billy..... 1973-78
Nossek, Joe..... 1966-67, 69
Noyes, Win..... 1917, 19
Nuñez, Edwin..... 1993-94
Nuñez, Renato.....2016

Nuxhall, Joe.....1961

O

O'Brien, Charlie..... 1985
O'Donoghue, John.....1963-65
O'Flaherty, Eric.....2014-15
O'Neill, Harry.....1922-23
O'Neill, Harry..... 1939
Odom, Blue Moon.....1964-75
Ogden, curly..... 1922-24
Oglesby, Jim..... 1936
Okajima, Hideki..... 2013
Oldring, Rube.....1906-16, 18
Olivares, Omar.....1999-00
Olson, Matt.....2016
Ontiveros, Steve..... 1985-88,
94-95
Oquist, Mike.....1997-99
Orr, Billy.....1913-14
Ortiz, Jose.....2000-01
Ortiz, Roberto..... 1950
Orwoll, Ossie..... 1928-29
Osinski, Dan..... 1962
Osteen, Darrell..... 1970
Oster, Bill.....1954
Otero, Dan.....2013-15
Otto, Dave.....1987-90
Outman, Josh.....2008-09, 11
Overton, Dillon.....2016
Owchinko, Bob..... 1981-82
Owens, Jack.....1935
Ozmer, Doc.....1923

P

Page, Mitchell..... 1977-83
Page, Sam.....1939
Pagliaroni, Jim.....1968-69
Paige, Satchel..... 1965
Palmer, Eddie..... 1917
Palmisano, Joe.....1931
Panther, Jim.....1971
Paquette, Craig.....1993-95
Parisse, Tony.....1943-44
Parker, Ace.....1937-38
Parker, Dave.....1988-89
Parker, Jarrod.....2012-13
Parmelee, Roy.....1939
Parnham, Rube..... 1916-17
Parrett, Jeff.....1992
Parrino, Andy.....2013-15
Parsons, Bill.....1974
Pate, Joe.....1926-27
Patterson, Daryl.....1971
Patterson, Eric.....2008-10
Patterson, Mike.....1981
Patton, Bill.....1935
Payton, Jay.....2005-06
Peck, Hal..... 1944-46
Peerson, Jack.....1935-36
Peffer, Monte.....1913
Pena, Carlos.....2002
Pena, Orlando.....1962-65
Pena, Roberto.....1970
Pennington, Cliff.....2008-12
Pennock, Herb.....1912-15
Pepper, Bob.....1915
Perez, Antonio.....2006

Perez, Marty.....1977-78

Perkins, Charlie.....1930
Perkins, Cy.....1915, 17-30
Perry, Jim..........1975
Perry, Scott.....1918-21
Peters, Rick.....1983, 86
Peters, Rusty.....1936-38
Peterson, Jim.....1931, 33
Peterson, Shane.....2013
Petit, Gregorio.....2008-09
Pfister, Dan.....1961-64
Phegley, Josh.....2015-16
Phelps, Ken.....1989-90
Phillely, Dave.....1951-53
Phillips, Tony.....1982-89, 99
Phoenix, Steve.....1994-95
Piatt, Adam.....2000-03
Piatt, Wiley.....1901
Piazza, Mike.....2007
Picciolo, Rob.....1977-82, 85
Picinich, Val.....1916-17
Pick, Charlie.....1916
Pickering, Ollie.....1903-04
Pierce, Tony.....1967-68
Pierson, William.....1918-19, 24
Pignatano, Joe.....1961
Pilarcik, Al.....1956, 61
Pillion, Squiz.....1915
Pina, Horacio.....1973
Pinder, Chad.....2016
Pinnance, Ed.....1903
Pippen, Cotton.....1939
Pisoni, Jim.....1956-57
Pitts, Gaylen.....1974-75
Pizarro, Juan.....1969
Plank, Eddie.....1901-14
Plantier, Phil.....1996
Plarski, Don.....1955
Pless, Rance.....1956
Plunk, Eric.....1986-89
Polonia, Luis.....1987-89
Pomeranz, Drew.....2014-15
Poole, Jim.....1925-27
Poole, Ray.....1941, 47
Porter, Bo.....2000
Porter, Odie.....1902
Portocarrero, Arnie.....1954-57
Posada, Leo.....1960-62
Potter, Nels.....1938-41, 48
Powell, Landon.....2009-11
Power, Vic.....1954-58
Powers, Doc.....1901-09
Powers, Ike.....1927-28
Prescott, Bobby.....1961
Pridie, Jason.....2015
Prieto, Ariel.....1995-98, 00
Pruett, Jim.....1944-45
Puccinelli, George.....1936
Punto, Nick.....2014
Purcey, David.....2011
Putnam, Danny.....2007

Q

Quinn, Jack.....1925-30
Quinn, Tad.....1902-03
Quinones, Luis.....1983
Quirk, Jamie.....1989-92

R

Raczka, Mike.....1992
Raether, Hal.....1954, 57
Raines, Tim.....1999
Rainey, Chuck.....1984
Rakow, Ed.....1961-63
Ramirez, Edwar.....2010
Ramirez, Erasmo.....2007
Ramirez, Milt.....1979
Randolph, Willie.....1990
Raschi, Vic.....1955
Rath, Morrie.....1909-10
Ratliff, Jon.....2000
Ray, Carl.....1915-16
Ready, Randy.....1992
Reames, Britt.....2005
Recker, Anthony.....2011-12
Reddick, Josh.....2012-16
Redman, Mark.....2004
Reed, Howie.....1958-60
Reineke, Chad.....2009
Reiss, Al.....1932
Reninger, Jim.....1938-39
Renko, Steve.....1978
Renna, Bill.....1954-56
Repoz, Roger.....1966-67
Resop, Chris.....2013
Rettig, Otto.....1922
Revenig, Todd.....1992
Revering, Dave.....1978-81
Reyes, Carlos.....1994-97
Reynolds, Tommie.....1963-65,
69
Rhodes, Arthur.....2004
Rhodes, Gordon.....1936
Richards, Paul.....1935
Richardson, Jack.....1915-16
Richardson, Ken.....1942
Richmond, Don.....1941, 46-47
Riconda, Harry.....1923-24
Rijo, Brad.....1997, 99
Righetti, Dave.....1994
Rijo, Jose.....1985-87
Riles, Ernest.....1991
Rincon, Ricardo.....2002-05
Rinker, Bob.....1950
Ripple, Jimmy.....1943
Rivera, Jim.....1961
Roberts, Bip.....1998
Roberts, Ray.....1919
Robertson, Connor.....2007
Robertson, Jim.....1954-55
Robertson, Sherry.....1952
Robinson, Bruce.....1978
Robinson, Eddie.....1953, 56
Robinson, Floyd.....1968
Rocheport, Ben.....1914
Rodriguez, Fernando.....
2014-16
Rodriguez, Henry.....2009-10
Rodriguez, Rick.....1986-87
Rodriguez, Roberto.....1967,
70
Roettger, Oscar.....1932
Rogers, Kenny.....1998-99
Rogers, Tom.....1919
Roland, Jim.....1969-72

Athletics All-Time Roster, continued

| | | | |
|---------------------------------------|---|---|--|
| Romberger, Dutch1954 | Schumann, Hack1906 | Smith, Hal1956-59 | Sutton, Larry2002 |
| Rommel, Eddie1920-32 | Schuster, Patrick2016 | Smith, Harry1901 | Suzuki, Kurt2007-12, 13 |
| Roney, Matt2006 | Schwartz, Randy1965-66 | Smith, Mark1983 | Sveum, Dale1993 |
| Roof, Phil1966-69 | Schypinski, Jerry1955 | Smith, Mayo1945 | Sweeney, Buck1914 |
| Rosalas, Adam2010-13 | Scott, Dick1989 | Smith, Red1925 | Sweeney, Mike2008 |
| Rosar, Buddy1945-49 | Scott, Rodney1977 | Smith, Seth2012-13 | Sweeney, Ryan2008-11 |
| Rosario, Santiago1965 | Scutaro, Marco2004-07 | Smith, Syd1908 | Swift, Bob1942-43 |
| Rose, Mike2004 | Segui, Diego1962-68, 70-72 | Smithberg, Roger1993-94 | Swisher, Nick2004-07 |
| Rosenthal, Larry1944-45 | Seibold, Socks1915-17, 19 | Smolinski, Jake2015-16 | |
| Ross, Buck1936-41 | Seitzer, Kevin1993 | Snelling, Chris2007 | T |
| Ross, Cody2015 | Semien, Marcus2015-16 | Snyder, Bernie1935 | Tabb, Jerry1977-78 |
| Ross, Tyson2010-12 | Service, Scott2000 | Snyder, Brian1989 | Taff, John1913 |
| Roth, Braggio1919 | Sexton, Jimmy1981-82 | Snyder, Russ1959-60 | Talbot, Fred... 1965-66, 69-70 |
| Rothrock, Jack1937 | Seibold, Socks1901-08 | Sogard, Eric2010-15 | Talton, Tim1966-67 |
| Rouse, Mike2006 | Shamsky, Art1972 | Sorensen, Lary1984 | Tam, Jeff2000-02 |
| Rowe, Harland2016 | Shanner, Bill1920 | Sosa, Elias1978 | Tartabull, Danny1995 |
| Rowland, Chuck1923 | Shannon, Red1917-21 | Soto, Geovany2014 | Tartabull, Jose1962-66, 69-70 |
| Roy, Emil1933 | Shantz, Billy1954-55 | Souza, Mark1980 | Taylor, Arlas1921 |
| Rozek, Dick1953-54 | Shantz, Bobby1949-56 | Sparks, Steve2003 | Taylor, Billy1994, 96-99 |
| Rubeling, Al1940-41 | Sharman, Ralph1917 | Speaker, Tris1928 | Taylor, Harry1957 |
| Rudi, Joe1967-76, 82 | Shaughnessy, Shag1908 | Spencer, Jim1981-82 | Taylor, Joe1954 |
| Rullo, Joe1943-44 | Shaver, Jeff1988 | Sperry, Stan1938 | Taylor, Michael2011-13 |
| Russell, Jeff1992 | Shaw, Bob1961 | Spicer, Bob1955-56 | Taylor, Michael2011-13 |
| Russell, Lefty1910-12 | Shaw, Don1972 | Spiezio, Scott1996-99 | Tejada, Miguel1997-03 |
| Rutner, Mickey1947 | Shawkey, Bob1913-15 | Sprague, Ed1968-69 | Telgheder, Dave1996-98 |
| Ryan, Rob2001 | Shea, Red1918 | Sprague, Ed1998 | Tellmann, Tom1985 |
| Rzepczynski, Marc2016 | Shean, Dave1906 | Springer, Russ2009 | Tenace, Gene1969-76 |
| | Sheehan, Tom1915-16 | Stafford, Bill1966-67 | Terry, Ralph1957-59, 66 |
| S | Sheets, Ben2010 | Stagg, Steve1978 | Terwilliger, Wayne... 1959-60 |
| Saarfoos, Kirk ... 2004-06, 08 | Sheldon, Rollie1965-66 | Stahl, Larry1964-66 | Tettleton, Mickey1984-87 |
| Saenz, Olmedo1999-02 | Sheldon, Scott1997 | Stainback, Tuck1946 | Thies, Dave1963 |
| Saffell, Tom1955 | Sherling, Ed1924 | Stairs, Matt1996-00 | Thomas, Bud1937-39 |
| Sain, Johnny1955 | Sherman, Joe1915 | Staley, Gerry1961 | Thomas, Charles2005 |
| Sakata, Lenn1986 | Shirley, Tex1941-42 | Staller, George1943 | Thomas, Frank2006, 08 |
| Salm, Salmon, Roger1912 | Shoemaker, Charlie 1961-62, 64 | Stanley, Fred1981-82 | Thomas, Fred1919-20 |
| Salve, Gus1908 | Shores, Bill1928-31 | Stanley, Mike2000 | Thomas, Ira1909-15 |
| Samaradzija, Jeff2014 | Show, Eric1991 | Steelman, Farmer ... 1901-02 | Thomas, Kite1952-53 |
| Samcoff, Ed1951 | Siebern, Norm1960-63 | Stein, Blake1998-99 | Thomasson, Gary1978 |
| Sanchez, Alejandro1987 | Siebert, Dick1938-45 | Stein, Irv1932 | Thompson, Harry1919 |
| Sanders, John1965 | Siebert, Sonny1975 | Steinbach, Terry1986-96 | Thompson, Kevin2007 |
| Sanders, Ken1964, 66, 68 | Sierra, Ruben1992-95 | Stellbauer, Bill1916 | Thompson, Rich2012 |
| Sanderson, Scott1990 | Sigafoos, Frank1926 | Stephens, Gene1961-62 | Thompson, Sag1914-16 |
| Sands, Charlie1975 | Sima, Al1954 | Stewart, Bill1955 | Thompson, Tim1956-57 |
| Sandt, Tommy1975-76 | Simmons, Al1924-32, 40-41, 44 | Stewart, Dave ... 1986-92, 95 | Thrasher, Buck1916-17 |
| Sanford, Jack1967 | Simpson, Harry1955-59 | Stewart, Shannon2007 | Throneberry, Marv ... 1960-61 |
| Sanguillen, Manny1977 | Sinatra, Matt1987-88 | Stock, Wes1964-67 | Tillman, Rusty1986 |
| Santangelo, F.P.2001 | Singleton, Chris2003 | Stokes, Art1925 | Tipton, Eric1939-41 |
| Santiago, Jose1956 | Sizemore, Scott2011, 13 | Stone, Ron1966 | Tipton, Joe1950-52 |
| Santiago, Jose1963-65 | Skaff, Frank1943 | Stottlemire, Todd1995 | Tobin, Pat1941 |
| Sauerbeck, Scott2006 | Skizas, Lou1956-57 | Straily, Dan2012-14 | Todd, Jim1975-76, 79 |
| Saunders, Rusty1927 | Slappey, John1920 | Strand, Paul1924 | Todt, Phil1931 |
| Sauveur, Rich2000 | Staughter, Enos1955-56 | Street, Huston2005-08 | Tolleson, Steve2010 |
| Savage, Bob1942, 46-48 | Sleater, Lou1955 | Strunk, Amon1908-17, 19-20, 24 | Tomanek, Dick1958-59 |
| Savery, Joe2014 | Slusarski, Joe1991-93 | Sturdivant, Tom... 1959, 63-64 | Tomberlin, Andy1995 |
| Sax, Steve1994 | Small, Aaron1996-98 | Sturgis, Dean1914 | Tomko, Brett2009 |
| Schaefer, Jeff1994 | Small, Jim1958 | Styles, Lena1919-21 | Tompkins, Ron1965 |
| Schang, Wally... 1913-17, 30 | Smith, Chad2015 | Suarez, Ken1966-67 | Toppin, Rupe1962 |
| Schauer, Reube1917 | Smith, Chris2016 | Suder, Pete... 1941-43, 46-55 | Torrealba, Pablo1977 |
| Scheer, Heinie1922-23 | Smith, Dave1938-39 | Sullivan, Haywood .. 1961-63 | Torrez, Mike1976-77, 84 |
| Scheib, Carl. 1943-45, 47-54 | Smith, Eddie1936-39 | Sullivan, Jim1921-22 | Tovar, Cesar1975-76 |
| Schelle, Jim1939 | Smith, Greg2008 | Summa, Homer1929-30 | Trice, Bob1953-55 |
| Schillings, Red1922 | | Summers, Champ1974 | Triggs, Andrew2016 |
| Schitzer, Biff1908-09 | | Surkamp, Eric2016 | Trillo, Manny1973-74 |
| Schreckengost, Ossee 1902-08 | | Sutton, Don1985 | Trowbridge, Bob1960 |
| | | | Trucks, Virgil1957-58 |

| | | | | | | | |
|--------------------------|----------------|----------------------------|--------------|----------------------------|----------------|-------------------------|-------------|
| Tsitouris, John | 1958-60 | Wagner, Neil | 2011 | Wheaton, Woody | 1943-44 | Wolf, Ross | 2010 |
| Turbeville, George | 1935-37 | Wahl, Kermit | 1950-51 | White, Don | 1948-49 | Wolfe, Chuck | 1923 |
| Turner, Terry | 1919 | Walberg, Rube | 1923-33 | White, Jo-Jo | 1943-44 | Wolff, Roger | 1941-43 |
| Turner, Tink | 1915 | Walker, Frank | 1920-21 | Whittaker, Walt | 1916 | Womack, Dooley | 1970 |
| Tuttle, Bill | 1958-61 | Walker, Jerry | 1961-62 | Wickersham, Dave | 1960-63 | Wood, Doc | 1923 |
| Tyack, Jim | 1943 | Walker, Johnny | 1919-21 | Wilhelm, Spider | 1953 | Wood, Jason | 1998 |
| Tyrone, Jim | 1977 | Walker, Tilly | 1918-23 | Wilkins, Bobby | 1944-45 | Wood, Mike | 2003 |
| U | | Walker, Todd | 2007 | Willard, Jerry | 1986-87 | Woodard, Darrell | 1978 |
| Umbarger, Jim | 1977 | Walker, Tom | 1902 | Williams, Al | 1937-38 | Woods, Gary | 1976 |
| Underwood, Tom | 1981-83 | Wallaesa, Jack | 1940, 42, 46 | Williams, Billy | 1975-76 | Worden, Fred | 1914 |
| Upchurch, Woody | 1935-36 | Walling, Denny | 1975-76 | Williams, Dib | 1930-35 | Worrell, Tim | 1998-99 |
| Urban, Bill | 1954 | Wallis, Joe | 1978-79 | Williams, Dick | 1959-60 | Wortham, Rich | 1983 |
| Urban, Jack | 1957-58 | Walsh, Jimmy | 1912-16 | Williams, Don | 1962 | Wright, Ed | 1952 |
| V | | Walton, Bruce | 1991-92 | Williams, Earl | 1977 | Wright, Taffy | 1949 |
| Valdez, Mario | 2000-01 | Wambsganss, Bill | 1926 | Williams, George | 1964 | Wuertz, Michael | 2009-11 |
| Valencia, Danny | 2015-16 | Ward, Preston | 1958-59 | Williams, George | 1995-97 | Wyatt, John | 1961-66, 69 |
| Valo, Elmer | 1940-43, 46-56 | Warren, Mike | 1983-85 | Williams, Mark | 1977 | Wyckoff, Weldon | 1913-16 |
| Van Brabant, Ozzie | 1954-55 | Warstler, Rabbit | 1934-36 | Williams, Marsh | 1916 | Wyse, Hank | 1950-51 |
| Van Poppel, Todd | 1991, | Wasdin, John | 1995-96 | Willingham, Josh | 2011 | Y | |
| | 93-96 | Washington, Claudell | 1974-76 | Willis, Dale | 1963 | Yabu, Keiichi | 2005 |
| Vaughan, Porter | 1940-41, | Washington, Herb | 1974-75 | Willis, Lefty | 1925-27 | Yankowski, George | 1942 |
| | 46 | Waslewski, Gary | 1972 | Wilshere, Whitey | 1934-36 | Yarrison, Rube | 1922 |
| Vaughn, Roy | 1934 | Watlington, Neal | 1953 | Wilson, Bill | 1954-55 | Yerkes, Carroll | 1927-29 |
| Veach, Al | 1935 | Watson, Matt | 2005, 10 | Wilson, Highball | 1902 | York, Lefty | 1919 |
| Velandia, Jorge | 1998-00 | Watson, Mule | 1918-19 | Wilson, Jack | 1934 | York, Rudy | 1948 |
| Velarde, Randy | 1999-00, 02 | Watson, Jim | 1949 | Wilson, Tom | 2001 | Yoter, Elmer | 1921 |
| Venafro, Mike | 2002 | Weaver, Harry | 1915-16 | Wilson, Willie | 1991-92 | Young, Chris | 2013 |
| Venditte, Pat | 2015 | Webb, Skeeter | 1948 | Wiltse, Snake | 1901-02 | Young, Curt | 1983-91, 93 |
| Vickers, Rube | 1907-09 | Webster, Ray | 1967-69, 71 | Windhorn, Gordie | 1962 | Young, Ernie | 1994-97 |
| Virgil, Ozzie | 1961 | Weeks, Jewile | 2011-13 | Windsor, Jason | 2006 | Young, Matt | 1989 |
| Vizzaino, Luis | 1999-01 | Weiss, Walt | 1987-92 | Wingo, Al | 1919 | Young, Ralph | 1922 |
| Vogt, Stephen | 2013-16 | Welaj, Johnny | 1943 | Wingo, Ed | 1920 | Yount, Eddie | 1937 |
| Voigt, Jack | 1998 | Welch, Bob | 1988-94 | Winston, Hank | 1933 | Z | |
| Von Ohlen, Dave | 1986-87 | Welch, Frank | 1919-26 | Wirth, Alan | 1978-80 | Zachary, Tom | 1918 |
| Vosberg, Ed | 1994 | Wellman, Bob | 1948, 50 | Witasick, Jay | 1996-98, 05-07 | Zapostas, Joe | 1933 |
| Voss, Bill | 1972 | Wells, Casper | 2013 | Witmeyer, Ron | 1991 | Zernial, Gus | 1951-57 |
| W | | Wendelken, J.B. | 2016 | Witt, Bobby | 1992-94 | Ziegler, Brad | 2008-11 |
| Waddell, Rube | 1902-07 | Wendle, Joey | 2016 | Witt, Whitey | 1916-17, 19-21 | Zinn, Jimmy | 1919 |
| Wagner, Hal | 1937-44 | Wengert, Don | 1995-97 | Wojciechowski, Steve | 1995-97 | Zito, Barry | 2000-06, 15 |
| Wagner, Mark | 1984 | Werber, Billy | 1937-38 | Wolf, Lefty | 1921 | Zobrist, Ben | 2015 |
| | | Wetzell, Buzz | 1927 | | | Zoldak, Sam | 1951-52 |
| | | Wheat, Lee | 1954-55 | | | | |
| | | Wheat, Zack | 1927 | | | | |

RECENT PLAYER OF THE WEEK AWARD WINNERS

Khris Davis, September 18, 2016*

Josh Reddick, May 3, 2015*

Sonny Gray and Josh Reddick, September 28, 2014*

Jon Lester, September 14, 2014

Brandon Moss, May 18, 2014

Brandon Moss, September 1, 2013

Josh Donaldson, April 28, 2013

Josh Reddick, September 3, 2012

Yoenis Céspedes, July 16, 2012

Brandon Moss, June 18, 2012

Hideki Matsui, July 25, 2011

Gio Gonzalez, July 4, 2011*

Trevor Cahill, August 9, 2010

Dallas Braden, May 10, 2010

Mark Ellis, August 10, 2009

Jack Cust, May 5, 2008

Jack Cust and Dan Johnson, May 14, 2007

Frank Thomas, September 11, 2006

Mark Kotsay, July 17, 2006

Eric Chavez, May 30, 2005

Eric Byrnes, August 2, 2004

Erubiel Durazo and Scott Hatteberg, June 14, 2004*

Miguel Tejada, August 25, 2003*

Mark Mulder, August 4, 2003

Barry Zito, May 5, 2003*

Scott Hatteberg, April 14, 2003

Tim Hudson, Sept. 9, 2002*

Eric Chavez, August 19, 2002

David Justice, April 1, 2002

Mark Mulder, August 6, 2001

Jason Giambi, September 18, 2000*

Barry Zito, September 11, 2000*

Miguel Tejada, August 8, 1999*

Matt Stairs, July 21, 1997

Geronimo Berroa, August 18, 1996

Scott Brosius, July 21, 1996

Jason Giambi, May 12, 1996

Scott Brosius, April 28, 1996

Mark McGwire, June 11, 1995

Geronimo Berroa, May 14, 1995

Bobby Witt, July 3, 1994

Mark McGwire, May 9, 1993

Carney Lansford, July 19, 1992

Jose Canseco, April 19, 1992

Mark McGwire, April 12, 1992

Rickey Henderson, Sept. 29, 1991*

Jose Canseco, September 15, 1991

Harold Baines, June 9, 1991

Dave Henderson, April 21, 1991

*indicates co-Player of the Week

OAKLAND A'S COACHES

| | | | |
|------------------------------|------------------------------|-------------------------------|--------------------------------|
| Adair, Jerry 1972-74 | Hofman, Bob 1969-70, 74-78 | Metro, Charlie 1982 | Schoendienst, Red. 1977-78 |
| Aldrete, Mike 2015-16 | Hoscheit, Vern 1969-74 | Mitterwald, George.. 1979-82 | Schueler, Ron 1983-84 |
| Alejo, Bob 1996-97 | Hudgens, Dave. 1999, 03-05 | Moore, Jackie 1981-84 | Skaalen, Jim 2009-10 |
| Bosley, Thad 1999-03 | Jackson, Reggie 1991 | Monchak, Al 1976 | Skinner, Joel 2011 |
| Boyer, Clete 1980-85 | Jensen, Marcus 2015-16 | Newman, Jeff 1986 | Speier, Chris 2004 |
| Burleson, Rick 1991 | Jones, Gary 1998 | Noren, Irv 1971-74 | Stange, Lee 1977-79 |
| Bush, Darren 2013-16 | Kotsay, Mark 2016 | Nottle, Ed 1983 | Steverson, Todd..... 2009-10 |
| Cluck, Bob 1996-97 | Kusnyer, Art 1989-95 | Paul, Mike 1987-88 | Stock, Wes .. 1973-76, 84-86 |
| Davis, Chili 2012-14 | Lachemann, Rene. 1987-92, | Perry, Gerald 2006, 11 | Van Burkleeo, Ty 2007-08 |
| DeFrancisco, Tony 2008 | 05-07 | Peterson, Rick 1998-03 | Wakamatsu, Don 2008 |
| Didier, Bob 1984-86 | Lansford, Carney.... 1994-95 | Plaza, Ron 1986 | Waller, Tye 2007-15 |
| DiMaggio, Joe 1968-69 | Lau, Charlie 1970 | Posedel, Bill 1968-72 | Walling, Denny..... 1996-98 |
| Dyer, Duffy 1996-98 | Lefebvre, Jim 1987-88, 94-95 | Prieto, Ariel 2012-14 | Walls, Lee 1979-82 |
| Duncan, Dave 1986-95 | Lollar, Sherm 1968-69 | Quade, Mike 2000-02 | Washington, Ron ... 1996-06; |
| Emerson, Scott 2015-16 | Lonnott, Joe 1976 | Rader, Doug 1992 | 15-16 |
| Ermer, Cal 1977 | Lumpe, Jerry 1971 | Rettenmund, Merv ... 1989-90 | Watson, Bob 1986-88 |
| Fischer, Brad 1996-07 | Luzinski, Greg 1993 | Reynolds, Tommie ... 1989-95 | Williams, Billy 1983-85 |
| Fowler, Art 1980-82 | Macha, Ken 1999-02 | Rodriguez, Rick 2011-12 | Winkles, Bobby 1974-75 |
| Francona, Terry 2003 | Maxvill, Dal 1975 | Romanick, Ron 2008-11 | Young, Curt.. 2004-10; 12-16 |
| Gallego, Mike 2009-15 | McKay, Dave 1984-95 | Rudi, Joe 1986-87 | |
| Geren, Bob 2003-06 | McKeon, Jack 1978 | Saul, Jim 1979 | |
| Hale, Chip 2012-14 | McNamara, John 1968-69 | Schaefer, Bob 2007 | |

MOST RECENT TRADES WITH EACH TEAM

| | |
|-----------------------|---|
| Arizona | Acquired P Eury De La Rosa for cash, December 18, 2014 |
| Atlanta | Acquired P Cody Martin for international bonus slot 53, July 2, 2015 |
| Baltimore | Acquired P Jim Johnson for IF Jemile Weeks and a PTBNL (minor league C David Freitas on December 12), December 2, 2013. |
| Boston | Acquired cash or a PTBNL for P Ryan Cook, July 31, 2015 |
| Chicago-AL | Acquired P J.B. Wendelken and minor league P Zack Erwin for IF Brett Lawrie, December 9, 2015 |
| Chicago-NL | Acquired IF/OF Arismendy Alcántara for IF/OF Chris Coghlan, June 9, 2016 |
| Cincinnati | Acquired IF Adam Rosales and OF Willy Taveras for IF Aaron Miles and a player to be named later, February 2, 2010. |
| Cleveland | Acquired minor league P Colt Hynes for OF Coco Crisp and cash, August 31, 2016 |
| Colorado | Acquired IF/OF Mark Canha from Colorado for minor league IF Austin House and cash, December 11, 2014. |
| Detroit | Acquired IF Scott Sizemore for P David Purcey, May 27, 2011. |
| Florida | Acquired P Mark Redman for P Mike Neu and minor league P Bill Murphy on December 16, 2003 |
| Houston | Acquired IF Jed Lowrie for minor league P Brendan McCurry, November 25, 2015 |
| Kansas City | Acquired OF Brett Eibner for OF Billy Burns, July 30, 2016 |
| Los Angeles-AL | Acquired cash for P Chad Smith, May 8, 2015 |
| Los Angeles-NL | Acquired minor league IF Jordan Tarsovich for OF Brett Eibner, January 25, 2017 |
| Milwaukee | Acquired OF Khris Davis for minor league P Bubba Derby and minor league C Jacob Nottingham, February 12, 2016 |
| Minnesota | Acquired OF Sam Fuld for P Tommy Milone, July 31, 2014 |
| New York-AL | Acquired cash for Jeff Francis and cash considerations, July 11, 2014 |
| New York-NL | Acquired a PTBNL (minor league P Dawrin Frias, August 7, 2015) for P Eric O'Flaherty and cash, August 4, 2015 |
| Philadelphia | Acquired IF Adrian Cardenas, P Josh Outman and OF Matt Spencer for P Joe Blanton, July 17, 2008 |
| Pittsburgh | Acquired IF Ike Davis and international bonus slot 86 for international bonus slot 27, November 23, 2014 |
| St. Louis | Acquired P Clayton Mortensen and minor league IF Brett Wallace and OF Shane Peterson for OF Matt Holliday, July 24, 2009. |
| San Diego | Acquired P Marc Rzepczynski and 1B Yonder Alonso for P Drew Pomeranz, P Jose Torres and a player to be named later (OF Jabari Blash on Dec. 10, 2015), December 2, 2015 |
| San Francisco | Acquired OF Ernest Riles for OF Darren Lewis and minor league P Pedro Pena on December 4, 1990 |
| Seattle | Acquired minor league C Jason Goldstein for P Dillon Overton, January 26, 2017 |
| Tampa Bay | Acquired IFs Ben Zobrist and Yunel Escobar for C John Jaso, minor league IF Daniel Robertson, minor league OF Boog Powell and cash, January 10, 2014 |
| Texas | Acquired C Geovany Soto for cash, August 24, 2014 |
| Toronto | Acquired cash for P Arnold Leon, January 5, 2016 |
| Washington | Acquired minor league IF Max Schrock for P Marc Rzepczynski and cash, August 25, 2016 |



**2016 American League Most Valuable Player
Mike Trout.**

OPPONENTS

BALTIMORE ORIOLES



American League East
 Oriole Park at Camden Yards
 333 W. Camden Street
 Baltimore, MD 21201

Switchboard: (410) 547-6100

Press Box: (410) 547-6257

Media Relations: (410) 547-6150

Media Relations FAX: (410) 547-6272

Chairman of the Board/Chief Executive OfficerPeter Angelos
 Executive Vice PresidentJohn Angelos
 Executive Vice President, Baseball OperationsDan Duquette
 ManagerBuck Showalter
 1429-1315 (18 seasons)
 547-482 (7 seasons with Baltimore)

Director, Public RelationsKristen Hudak (410) 547-6159

Manager, Media RelationsJim Misudek (410) 547-6106

Director, Team TravelKevin Buck (410) 547-6075

StadiumOriole Park at Camden Yards

Capacity / Opened45,971 / 1992

SERIES FACTS

Longest A's Winning Streak: 9, May 5, 2008-August 10, 2009
 Longest Orioles Winning Streak: 13, August 14, 1977-April 27, 1979
 Last A's Series Sweep at Oakland (3 games): May 27-29, 2011
 Last A's Series Sweep at Oakland (4 games): August 23-26, 2004
 Last A's Series Sweep at Baltimore (3 games): August 16-18, 2004
 Last A's Series Sweep at Baltimore (4 games): August 26-29, 2005
 Last Orioles Series Sweep at Oakland (3 games): August 15-17, 2005
 Last Orioles Series Sweep at Oakland (4 games): May 22-25, 1987
 Last Orioles Series Sweep at Baltimore (3 games): June 6-8, 2011
 Last Orioles Series Sweep at Baltimore (4 games): August 14-17, 2015
 Most Runs in a Game by Oakland: 15, August 30, 2001 (15-0)
 Most Runs in a Game by Baltimore: 18 (twice), last: August 16, 2015 (18-2)
 Widest Margin of Victory by Oakland: 15, August 30, 2001 (15-0)
 Widest Margin of Victory by Baltimore: 16, August 16, 2015 (18-2)

SERIES BREAKDOWN

| | W | L | PCT. |
|-----------------------------|------------|------------|-------------|
| PHI vs. Brewers (1901) | 14 | 6 | .700 |
| PHI vs. Browns (1902-53) | 606 | 513 | .542 |
| PHI vs. Orioles (1954) | 12 | 10 | .545 |
| KC vs. Orioles (1955-67) | 104 | 151 | .408 |
| OAK vs. Orioles (1968-2016) | 260 | 261 | .499 |
| Totals | 996 | 941 | .514 |
| at the Coliseum | 131 | 133 | .496 |
| at Camden Yards | 62 | 54 | .534 |

2017 SCHEDULE

| Dates | Site | Times |
|--------------|------|------------------------|
| August 10-13 | OAK | 7:05, 7:05, 6:05, 1:05 |
| August 21-23 | BAL | 4:05, 4:05, 12:05 |

2016 RECAP

| Date | H-A | W-L | Score | Winner | Loser |
|---------------|------------|--------------|-------|----------|----------|
| 5/7 (D) | A | W | 8-4 | Hill | Wright |
| 5/7 (N) | A | L | 2-5 | Jimenez | Hahn |
| 5/8 | A | L | 3-11 | Tillman | Graveman |
| 8/8 | H | W | 3-2 | Graveman | Gausman |
| 8/9 | H | W | 2-1 | Neal | Miley |
| 8/10 | H | W | 1-0 | Detwiler | Gallardo |
| 8/11 | H | L | 6-9 | Tillman | Triggs |
| Totals | 4-3 | 25-32 | | | |

YEAR-BY-YEAR SERIES RESULTS

| Year | Home | Road | Totals | Year | Home | Road | Totals | Year | Home | Road | Totals |
|------|------|------|--------|------|------|------|--------|---------------|----------------|----------------|----------------|
| 1968 | 6-4 | 3-5 | 9-9 | 1985 | 3-3 | 2-4 | 5-7 | 2002 | 1-2 | 4-2 | 5-4 |
| 1969 | 3-3 | 1-5 | 4-8 | 1986 | 5-3 | 2-2 | 7-5 | 2003 | 6-0 | 1-2 | 7-2 |
| 1970 | 3-3 | 2-4 | 5-7 | 1987 | 2-4 | 3-3 | 5-7 | 2004 | 4-0 | 3-0 | 7-0 |
| 1971 | 2-4 | 2-3 | 4-7 | 1988 | 4-2 | 4-2 | 8-4 | 2005 | 0-3 | 6-1 | 6-4 |
| 1972 | 1-5 | 5-1 | 6-6 | 1989 | 5-1 | 2-4 | 7-5 | 2006 | 2-1 | 2-1 | 4-2 |
| 1973 | 3-3 | 4-2 | 7-5 | 1990 | 3-3 | 5-1 | 8-4 | 2007 | 1-2 | 3-2 | 4-4 |
| 1974 | 2-4 | 4-2 | 6-6 | 1991 | 4-2 | 5-1 | 9-3 | 2008 | 3-0 | 2-0 | 5-0 |
| 1975 | 5-1 | 3-3 | 8-4 | 1992 | 1-5 | 5-1 | 6-6 | 2009 | 3-0 | 2-1 | 5-1 |
| 1976 | 4-2 | 4-2 | 8-4 | 1993 | 1-5 | 1-5 | 2-10 | 2010 | 3-1 | 4-2 | 7-3 |
| 1977 | 0-5 | 2-3 | 2-8 | 1994 | 3-3 | 2-4 | 5-7 | 2011 | 5-1 | 0-3 | 5-4 |
| 1978 | 0-6 | 0-5 | 0-11 | 1995 | 3-3 | 4-2 | 7-5 | 2012 | 2-1 | 3-3 | 5-4 |
| 1979 | 2-4 | 2-4 | 4-8 | 1996 | 2-5 | 2-4 | 4-9 | 2013 | 1-3 | 1-2 | 2-5 |
| 1980 | 2-4 | 3-3 | 5-7 | 1997 | 1-5 | 2-3 | 3-8 | 2014 | 2-1 | 2-1 | 4-2 |
| 1981 | 3-3 | 2-4 | 5-7 | 1998 | 1-4 | 2-4 | 3-8 | 2015 | 1-2 | 0-4 | 1-6 |
| 1982 | 3-3 | 2-4 | 5-7 | 1999 | 4-2 | 3-3 | 7-5 | 2016 | 3-1 | 1-2 | 4-3 |
| 1983 | 3-3 | 1-5 | 4-8 | 2000 | 4-2 | 4-2 | 8-4 | Totals | 131-133 | 129-128 | 260-261 |
| 1984 | 2-4 | 4-2 | 6-6 | 2001 | 4-2 | 3-0 | 7-2 | | | | |

BOSTON RED SOX



American League East
 Fenway Park
 4 Yawkey Way
 Boston, MA 02215-3496
Switchboard: (617) 226-6000
Press Box: (617) 226-6732
Media Relations: (617) 226-6613
Media Relations FAX: (617) 226-6613

Principal Owner John Henry
 Chairman Tom Werner
 President Sam Kennedy
 President, Baseball Operations Dave Dombrowski
 Manager John Farrell
 493-479 (6 seasons)
 339-309 (4 seasons with Boston)
 Senior Director, Media Relations Kevin Gregg (617) 226-6759
 Senior Manager, Media Relations Abby DeCiccio (617) 226-6214
 Senior Director, Team Travel Jack McCormick (617) 226-6747
 Stadium Fenway Park
 Capacity / Opened 37,731 (night); 37,281 (day) / 1912

SERIES FACTS

Longest A's Winning Streak: 8, May 1-September 2, 2012
Longest Red Sox Winning Streak: 11, July 10, 1993-April 28, 1994
Last A's Series Sweep at Oakland (3 games): August 31-Sept. 2, 2012
Last A's Series Sweep at Oakland (4 games): None
Last A's Series Sweep at Boston (3 games): September 3-5, 1990
Last A's Series Sweep at Boston (4 games): August 10-12, 1971
Last Red Sox Series Sweep at Oakland (3 games): September 6-8, 2004
Last Red Sox Series Sweep at Oakland (4 games): August 4-7, 1977
Last Red Sox Series Sweep at Boston (3 games): May 9-11, 2016
Last Red Sox Series Sweep at Boston (4 games): July 22-25, 1993
Most Runs in a Game by Oakland: 21, June 14, 1969 (21-7)
Most Runs in a Game by Boston: 16 (three times), last: September 2, 2016 (16-2)
Widest Margin of Victory by Oakland: 18, August 31, 2012 (20-2)
Widest Margin of Victory by Boston: 14, September 2, 2016 (16-2)

SERIES BREAKDOWN

| | W | L | PCT. |
|------------------------------------|------------|-------------|-------------|
| PHI vs. Red Sox (1901-54) | 533 | 632 | .458 |
| KC vs. Red Sox (1955-67) | 109 | 149 | .422 |
| OAK vs. Red Sox (1968-2016) | 236 | 291 | .448 |
| Totals | 878 | 1072 | .450 |
| at the Coliseum | 142 | 120 | .542 |
| at Fenway Park (since 1968) | 93 | 170 | .354 |

2017 SCHEDULE

| Dates | Site | Times |
|-------------|------|------------------------|
| May 18-21 | OAK | 7:05, 6:35, 1:05, 1:05 |
| Sept. 12-14 | BOS | 4:10, 4:10, TBD |

2016 RECAP

| Date | H-A | W-L | Score | Winner | Loser |
|---------------|------------|--------------|-------|------------|---------|
| 5/9 | A | L | 7-14 | Buchholz | Gray |
| 5/10 | A | L | 5-13 | O'Sullivan | Manaea |
| 5/11 | A | L | 3-13 | Porcello | Surkamp |
| 9/2 | H | L | 2-16 | Price | Neal |
| 9/3 | H | L | 2-11 | Porcello | Mengden |
| 9/4 | H | W | 1-0 | Madson | Kimbrel |
| Totals | 1-5 | 20-67 | | | |

YEAR-BY-YEAR SERIES RESULTS

| Year | Home | Road | Totals | Year | Home | Road | Totals | Year | Home | Road | Totals |
|------|------|------|--------|------|------|------|--------|---------------|-----------------|---------------|----------------|
| 1968 | 6-3 | 4-5 | 10-8 | 1986 | 3-3 | 2-4 | 5-7 | 2004 | 0-3 | 1-5 | 1-8 |
| 1969 | 4-2 | 4-2 | 8-4 | 1987 | 5-1 | 3-3 | 8-4 | 2005 | 2-1 | 2-5 | 4-6 |
| 1970 | 4-2 | 1-5 | 5-7 | 1988 | 6-0 | 3-3 | 9-3 | 2006 | 4-2 | 3-1 | 7-3 |
| 1971 | 4-2 | 5-1 | 9-3 | 1989 | 4-2 | 1-5 | 5-7 | 2007 | 3-1 | 1-3 | 4-4 |
| 1972 | 1-5 | 2-4 | 3-9 | 1990 | 4-2 | 4-2 | 8-4 | 2008 | 4-3* | 0-3 | 4-6 |
| 1973 | 3-3 | 5-1 | 8-4 | 1991 | 2-4 | 2-4 | 4-8 | 2009 | 2-1 | 3-4 | 5-5 |
| 1974 | 2-4 | 2-4 | 4-8 | 1992 | 4-2 | 3-3 | 7-5 | 2010 | 4-2 | 1-2 | 5-4 |
| 1975 | 4-2 | 2-4 | 6-6 | 1993 | 2-4 | 1-5 | 3-9 | 2011 | 1-1 | 1-5 | 2-6 |
| 1976 | 5-1 | 3-3 | 8-4 | 1994 | 1-5 | 2-4 | 3-9 | 2012 | 6-0 | 2-1 | 8-1 |
| 1977 | 2-4 | 1-4 | 3-8 | 1995 | 2-5 | 2-3 | 4-8 | 2013 | 2-1 | 1-2 | 3-3 |
| 1978 | 3-2 | 2-3 | 5-5 | 1996 | 4-2 | 1-6 | 5-8 | 2014 | 3-1 | 1-2 | 4-3 |
| 1979 | 2-4 | 1-5 | 3-9 | 1997 | 3-3 | 1-4 | 4-7 | 2015 | 1-2 | 0-3 | 1-5 |
| 1980 | 2-4 | 1-5 | 3-9 | 1998 | 1-4 | 1-5 | 2-9 | 2016 | 1-2 | 0-3 | 1-5 |
| 1981 | 4-2 | 1-5 | 5-7 | 1999 | 4-2 | 2-2 | 6-4 | Totals | 143-121* | 93-170 | 236-291 |
| 1982 | 4-2 | 0-6 | 4-8 | 2000 | 2-2 | 3-3 | 5-5 | | | | |
| 1983 | 2-4 | 2-4 | 4-8 | 2001 | 4-2 | 1-2 | 5-4 | | | | |
| 1984 | 3-3 | 2-4 | 5-7 | 2002 | 0-3 | 3-3 | 3-6 | | | | |
| 1985 | 2-4 | 2-4 | 4-8 | 2003 | 2-2 | 2-1 | 4-3 | | | | |

*includes 1-1 in Tokyo, Japan

OPPONENTS

CHICAGO WHITE SOX



American League Central
 Guaranteed Rate Field
 333 West 35th Street
 Chicago, IL 60616

Switchboard: (312) 674-1000

Press Box: (312) 674-5190

Media Relations: (312) 674-5300

Media Relations FAX: (312) 674-5847

Chairman Jerry Reinsdorf
 Senior Vice President/General Manager Rick Hahn
 Manager Rick Renteria
 73-89 (1 season)

0-0 (1st season with Chicago)

Senior Vice President, Communications Scott Reifert (312) 674-5302

Senior Director, Media Relations Bob Beghtol (312) 674-5303

Assistant Director, Media Relations Ray Garcia (312) 674-5306

Director of Team Travel Ed Cassin (312) 674-5296

Stadium Guaranteed Rate Field

Capacity / Opened 40,615 / 1991

SERIES FACTS

Longest A's Winning Streak: 11, June 20-September 7, 1970

Longest White Sox Winning Streak: 9, August 1, 1996-August 5, 1997

Last A's Series Sweep at Oakland (3 games): May 31-June 2, 2013

Last A's Series Sweep at Oakland (4 games): August 5-8, 1999

Last A's Series Sweep at Chicago (3 games): July 8-10, 2005

Last A's Series Sweep at Chicago (4 games): May 22-24, 1970

Last White Sox Series Sweep at Oakland (3 games): May 15-17, 2015

Last White Sox Series Sweep at Oakland (4 games): Sept. 24-27, 1987

Last White Sox Series Sweep at Chicago (3 games): May 22-24, 2006

Last White Sox Series Sweep at Chicago (4 games): May 8-11, 1997

Most Runs in a Game by Oakland: 17, September 15, 2015 (17-6)

Most Runs in a Game by Chicago: 17 (twice), last: Sept. 23, 1992 (17-6)

Widest Margin of Victory by Oakland: 15, April 27, 2002 (16-1)

Widest Margin of Victory by Chicago: 16, October 3, 1987 (17-1)

SERIES BREAKDOWN

| | W | L | PCT. |
|---------------------------------|------------|-------------|-------------|
| PHI vs. White Sox (1901-54) | 585 | 589 | .498 |
| KC vs. White Sox (1955-67) | 92 | 166 | .357 |
| OAK vs. White Sox (1968-2016) | 302 | 286 | .514 |
| Totals | 979 | 1041 | .485 |
| at the Coliseum | 159 | 137 | .537 |
| at Guaranteed Rate Field | 61 | 61 | .500 |

2017 SCHEDULE

| Dates | Site | Times |
|------------|------|--------------------|
| June 23-25 | CWS | 5:10, 11:10, 11:10 |
| July 3-5 | OAK | 6:05, 1:05, 12:35 |

2016 RECAP

| Date | H-A | W-L | Score | Winner | Loser |
|---------------|------------|--------------|----------|-----------|-------|
| 4/4 | H L | 3-4 | Sale | Hill | |
| 4/5 | H L | 4-5 | Jones | Doolittle | |
| 4/6 | H W | 2-1 | Gray | Rodon | |
| 4/7 | H L | 1-6 | Latos | Graveman | |
| 8/19 | A W | 9-0 | Graveman | Shields | |
| 8/20 | A L | 2-6 | Sale | Detwiler | |
| 8/21 | A L | 2-4 | Quintana | Neal | |
| Totals | 2-5 | 23-26 | | | |

YEAR-BY-YEAR SERIES RESULTS

| Year | Home | Road | Totals | Year | Home | Road | Totals | Year | Home | Road | Totals |
|------|------|------|--------|------|------|------|--------|---------------|----------------|----------------|----------------|
| 1968 | 4-5 | 4-5 | 8-10 | 1985 | 3-4 | 2-4 | 5-8 | 2002 | 6-0 | 1-2 | 7-2 |
| 1969 | 6-3 | 4-5 | 10-8 | 1986 | 4-2 | 2-5 | 6-7 | 2003 | 2-1 | 3-3 | 5-4 |
| 1970 | 7-2 | 9-0 | 16-2 | 1987 | 3-4 | 1-5 | 4-9 | 2004 | 5-1 | 2-1 | 7-2 |
| 1971 | 1-8 | 6-3 | 7-11 | 1988 | 3-3 | 5-2 | 8-5 | 2005 | 4-2 | 3-0 | 7-2 |
| 1972 | 6-3 | 2-4 | 8-7 | 1989 | 4-3 | 4-2 | 8-5 | 2006 | 3-0 | 0-3 | 3-3 |
| 1973 | 6-3 | 6-3 | 12-6 | 1990 | 1-5 | 4-3 | 5-8 | 2007 | 4-2 | 1-2 | 5-4 |
| 1974 | 7-2 | 4-5 | 11-7 | 1991 | 4-3 | 2-4 | 6-7 | 2008 | 1-2 | 3-3 | 4-5 |
| 1975 | 6-3 | 3-6 | 9-9 | 1992 | 4-2 | 4-3 | 8-5 | 2009 | 1-2 | 4-2 | 5-4 |
| 1976 | 6-3 | 3-5 | 9-8 | 1993 | 3-4 | 3-3 | 6-7 | 2010 | 4-2 | 1-2 | 5-4 |
| 1977 | 3-5 | 2-5 | 5-10 | 1994 | 1-5 | 2-1 | 3-6 | 2011 | 1-2 | 3-4 | 4-6 |
| 1978 | 3-4 | 5-3 | 8-7 | 1995 | 3-3 | 2-4 | 5-7 | 2012 | 2-1 | 1-2 | 3-3 |
| 1979 | 3-4 | 1-5 | 4-9 | 1996 | 2-4 | 5-1 | 7-5 | 2013 | 3-0 | 2-2 | 5-2 |
| 1980 | 3-3 | 4-3 | 7-6 | 1997 | 1-4 | 2-4 | 3-8 | 2014 | 2-1 | 1-3 | 3-4 |
| 1981 | 2-5 | 4-2 | 6-7 | 1998 | 3-2 | 4-2 | 7-4 | 2015 | 0-3 | 2-2 | 2-5 |
| 1982 | 1-5 | 3-4 | 4-9 | 1999 | 4-0 | 3-3 | 7-3 | 2016 | 1-3 | 1-2 | 2-5 |
| 1983 | 4-3 | 1-5 | 5-8 | 2000 | 2-4 | 1-2 | 3-6 | Totals | 159-137 | 143-149 | 302-286 |
| 1984 | 4-2 | 3-4 | 7-6 | 2001 | 3-0 | 5-1 | 8-1 | | | | |

CLEVELAND INDIANS



American League Central
 Progressive Field
 2401 Ontario Street
 Cleveland, OH 44115
Switchboard: (216) 420-4200
Press Box: (216) 420-4654
Media Relations: (216) 420-4380
Media Relations FAX: (216) 420-4430

Chairman & Chief Executive Officer Paul J. Dolan
President, Baseball Operations Chris Antonetti
General Manager Mike Chernoff
Manager Terry Francona
 1381-1209 (16 seasons)
 352-294 (4 seasons with Cleveland)
Director of Baseball Information Bart Swain (216) 420-4386
Asst. Director of Baseball Information ... Court Berry-Tripp (216) 420-4391
Director of Team Travel Mike Seghi (216) 420-4303
Stadium Progressive Field
Capacity / Opened 35,051 / 1994

SERIES FACTS

Longest A's Winning Streak: 10, July 31, 1971-August 18, 1972
Longest Indians Winning Streak: 13, May 27, 1994-July 23, 1995
Last A's Series Sweep at Oakland (3 games): August 17-19, 2012
Last A's Series Sweep at Oakland (4 games): September 17-20, 2009
Last A's Series Sweep at Cleveland (3 games): May 16-18, 2014
Last A's Series Sweep at Cleveland (4 games): August 27-30, 2012
Last Indians Series Sweep at Oakland (3 games): April 10-12, 2000
Last Indians Series Sweep at Oakland (4 games): April 26-29, 1999
Last Indians Series Sweep at Cleveland (3 games): July 29-31, 2016
Last Indians Series Sweep at Cleveland (4 games): May 6-9, 2013
Most Runs in a Game by Oakland: 17, August 2, 2001 (17-4)
Most Runs in a Game by Cleveland: 20, May 4, 1991 (20-6)
Widest Margin of Victory by Oakland: 13, August 2, 2001 (17-4)
Widest Margin of Victory by Cleveland: 14, May 4, 1991 (20-6)

SERIES BREAKDOWN

| | W | L | PCT. |
|-----------------------------|------------|-------------|-------------|
| PHI vs. Indians (1901-54) | 529 | 642 | .452 |
| KC vs. Indians (1955-67) | 106 | 151 | .412 |
| OAK vs. Indians (1968-2016) | 270 | 236 | .534 |
| Totals | 905 | 1029 | .468 |
| at the Coliseum | 143 | 104 | .579 |
| at Progressive Field | 42 | 63 | .400 |

2017 SCHEDULE

| Dates | Site | Times |
|---------------|------|------------------------|
| May 29-June 1 | CLE | 1:10, 3:10, 3:10, 9:10 |
| July 14-16 | OAK | 7:05, 6:05, 1:05 |

2016 RECAP

| Date | H-A | W-L | Score | Winner | Losers |
|---------------|------------|--------------|-------|----------|----------|
| 7/29 | A | L | 3-5 | Anderson | Graveman |
| 7/30 | A | L | 3-6 | Tomlin | Overton |
| 7/31 | A | L | 0-8 | Kluber | Gray |
| 8/22 | H | L | 0-1 | Carrasco | Dull |
| 8/23 | H | W | 9-1 | Manaea | Salazar |
| 8/24 | H | W | 5-1 | Graveman | Bauer |
| Totals | 2-4 | 20-22 | | | |

YEAR-BY-YEAR SERIES RESULTS

| Year | Home | Road | Totals | Year | Home | Road | Totals | Year | Home | Road | Totals |
|------|------|------|--------|------|------|------|--------|---------------|----------------|----------------|----------------|
| 1968 | 7-2 | 5-4 | 12-6 | 1985 | 5-1 | 4-2 | 9-3 | 2002 | 1-2 | 4-0 | 5-2 |
| 1969 | 3-3 | 4-2 | 7-5 | 1986 | 2-4 | 0-6 | 2-10 | 2003 | 5-1 | 1-2 | 6-3 |
| 1970 | 3-3 | 2-4 | 5-7 | 1987 | 4-2 | 4-2 | 8-4 | 2004 | 2-1 | 1-5 | 3-6 |
| 1971 | 4-2 | 4-2 | 8-4 | 1988 | 5-1 | 3-3 | 8-4 | 2005 | 2-1 | 1-5 | 3-6 |
| 1972 | 6-0 | 4-2 | 10-2 | 1989 | 4-2 | 6-0 | 10-2 | 2006 | 4-2 | 2-1 | 6-3 |
| 1973 | 5-1 | 4-2 | 9-3 | 1990 | 5-1 | 3-3 | 8-4 | 2007 | 2-1 | 2-5 | 4-6 |
| 1974 | 4-2 | 3-3 | 7-5 | 1991 | 3-3 | 4-2 | 7-5 | 2008 | 2-1 | 2-4 | 4-5 |
| 1975 | 5-1 | 5-1 | 10-2 | 1992 | 3-3 | 3-3 | 6-6 | 2009 | 4-0 | 1-2 | 5-2 |
| 1976 | 4-2 | 4-2 | 8-4 | 1993 | 2-4 | 2-4 | 4-8 | 2010 | 2-1 | 4-2 | 6-3 |
| 1977 | 1-4 | 2-3 | 3-7 | 1994 | 0-3 | 0-3 | 0-6 | 2011 | 1-2 | 1-3 | 2-5 |
| 1978 | 3-2 | 3-3 | 6-4 | 1995 | 0-3 | 0-4 | 0-7 | 2012 | 4-2 | 4-0 | 8-2 |
| 1979 | 3-3 | 1-5 | 4-8 | 1996 | 4-2 | 2-4 | 6-6 | 2013 | 2-1 | 0-4 | 2-5 |
| 1980 | 4-2 | 2-4 | 6-6 | 1997 | 2-3 | 2-4 | 4-7 | 2014 | 1-2 | 3-0 | 4-2 |
| 1981 | 1-1 | 1-2 | 2-3 | 1998 | 4-1 | 4-2 | 8-3 | 2015 | 2-2 | 2-1 | 4-3 |
| 1982 | 3-3 | 5-1 | 8-4 | 1999 | 1-5 | 1-5 | 2-10 | 2016 | 2-1 | 0-3 | 2-4 |
| 1983 | 1-5 | 4-2 | 5-7 | 2000 | 3-3 | 3-3 | 6-6 | Totals | 143-104 | 127-132 | 270-236 |
| 1984 | 2-4 | 3-3 | 5-7 | 2001 | 1-3 | 2-1 | 3-4 | | | | |

OPPONENTS

DETROIT TIGERS



American League Central
Comerica Park

2100 Woodward Avenue
Detroit, MI 48201

Switchboard: (313) 471-2000

Press Box: (313) 471-2103, 2104

Media Relations: (313) 471-2114

Media Relations FAX: (313) 471-2138

Owner/Director..... Michael Ilitch

Exec. Vice President, Baseball Operations & General Manager... Al Avila

Manager.....Brad Ausmus

250-234 (3 seasons)

Director, Media Relations.....Aileen Villarreal (313) 471-2227

Manager, Media Relations.....Chad Crunk (313) 471-2092

Director, Team Travel.....Brian Britten (313), 471-2276

Stadium..... Comerica Park

Capacity / Opened..... 41,297 / 2000

SERIES FACTS

Longest A's Winning Streak: 7, September 6, 1986-May 9, 1987

Longest Tigers Winning Streak: 7, September 14, 1997-August 14, 1998

Last A's Series Sweep at Oakland (3 games): June 2-4, 2008

Last A's Series Sweep at Oakland (4 games): None

Last A's Series Sweep at Detroit (3 games): June 2-4, 2015

Last A's Series Sweep at Detroit (4 games): August 3-6, 2001

Last Tigers Series Sweep at Oakland (3 games): None

Last Tigers Series Sweep at Oakland (4 games): None

Last Tigers Series Sweep at Detroit (3 games): June 30-July 2, 2014

Last Tigers Series Sweep at Detroit (4 games): August 10-12, 1965

Most Runs in a Game by Oakland: 16 (twice), last: Aug. 10, 2007 (16-10)

Most Runs in a Game by Detroit: 20, April 13, 1993 (20-4)

Widest Margin of Victory by Oakland: 12 (twice), last: June 19, 1999 (13-1)

Widest Margin of Victory by Detroit: 16, April 13, 1993 (20-4)

SERIES BREAKDOWN

| | W | L | PCT. |
|----------------------------|------------|------------|-------------|
| PHI vs. Tigers (1901-54) | 562 | 601 | .483 |
| KC vs. Tigers (1955-67) | 106 | 152 | .411 |
| OAK vs. Tigers (1968-2016) | 252 | 246 | .507 |
| Totals | 920 | 999 | .479 |
| at the Coliseum | 140 | 110 | .560 |
| at Comerica Park | 34 | 28 | .548 |

2017 SCHEDULE

| Dates | Site | Times |
|-------------|------|-------------------|
| May 5-7 | OAK | 7:05, 6:05, 1:05 |
| Sept. 18-20 | DET | 4:05, 4:05, 10:05 |

2016 RECAP

| Date | H-A | W-L | Score | Winner | Loser |
|---------------|------------|--------------|-------|------------|----------|
| 4/25 | A | L | 3-7 | Zimmermann | Graveman |
| 4/26 | A | W | 5-1 | Hill | Pelfrey |
| 4/27 | A | L | 4-9 | Verlander | Gray |
| 4/28 | A | L | 3-7 | Sanchez | Bassitt |
| 5/27 | H | L | 1-4 | Fulmer | Manaea |
| 5/28 | H | W | 12-3 | Hahn | Saupold |
| 5/29 | H | W | 4-2 | Hill | Pelfrey |
| Totals | 3-4 | 32-33 | | | |

YEAR-BY-YEAR SERIES RESULTS

| Year | Home | Road | Totals | Year | Home | Road | Totals | Year | Home | Road | Totals |
|------|------|------|--------|------|------|------|--------|---------------|-----------------|----------------|----------------|
| 1968 | 3-6 | 2-7 | 5-13 | 1986 | 4-2 | 2-4 | 6-6 | 2004 | 3-3 | 2-1 | 5-4 |
| 1969 | 3-3 | 2-4 | 5-7 | 1987 | 4-2 | 3-3 | 7-5 | 2005 | 3-0 | 2-1 | 5-1 |
| 1970 | 3-3 | 3-3 | 6-6 | 1988 | 4-2 | 4-2 | 8-4 | 2006 | 3-3 | 1-2 | 4-5 |
| 1971 | 4-2 | 4-2 | 8-4 | 1989 | 4-2 | 4-2 | 8-4 | 2007 | 4-2 | 2-2 | 6-4 |
| 1972 | 4-2 | 4-2 | 8-4 | 1990 | 4-2 | 2-4 | 6-6 | 2008 | 3-0 | 3-3 | 6-3 |
| 1973 | 4-2 | 1-5 | 5-7 | 1991 | 4-2 | 4-2 | 8-4 | 2009 | 4-2 | 0-3 | 4-5 |
| 1974 | 3-3 | 4-2 | 7-5 | 1992 | 4-2 | 2-4 | 6-6 | 2010 | 0-2 | 3-1 | 3-3 |
| 1975 | 2-4 | 4-2 | 6-6 | 1993 | 3-3 | 1-5 | 4-8 | 2011 | 4-4 | 1-1 | 5-5 |
| 1976 | 4-2 | 2-4 | 6-6 | 1994 | 3-0 | 1-5 | 4-5 | 2012 | 2-2 | 1-2 | 3-4 |
| 1977 | 3-2 | 2-3 | 5-5 | 1995 | 2-0 | 1-2 | 3-2 | 2013 | 1-2 | 3-1 | 4-3 |
| 1978 | 2-3 | 2-3 | 4-6 | 1996 | 3-3* | 5-1 | 8-4 | 2014 | 2-2 | 0-3 | 2-5 |
| 1979 | 2-4 | 3-3 | 5-7 | 1997 | 2-4 | 2-3 | 4-7 | 2015 | 1-2 | 3-0 | 4-2 |
| 1980 | 4-2 | 2-4 | 6-6 | 1998 | 3-3 | 1-4 | 4-7 | 2016 | 2-1 | 1-3 | 3-4 |
| 1981 | 2-1 | 0-0 | 2-1 | 1999 | 2-2 | 4-2 | 6-4 | Totals | 142-112* | 110-134 | 252-246 |
| 1982 | 2-4 | 1-5 | 3-9 | 2000 | 3-3 | 1-3 | 4-6 | | | | |
| 1983 | 4-2 | 2-4 | 6-6 | 2001 | 2-1 | 4-0 | 6-1 | | | | |
| 1984 | 3-3 | 0-6 | 3-9 | 2002 | 3-1 | 3-0 | 6-1 | | | | |
| 1985 | 2-4 | 2-4 | 4-8 | 2003 | 2-1 | 4-2 | 6-3 | | | | |

*includes 2-2 in Las Vegas

HOUSTON ASTROS



American League West
Minute Maid Park
501 Crawford St.
Houston, TX 77002
Switchboard: (713) 259-8000
Press Box: (713) 259-8574
Media Relations: (713) 259-8900
Media Relations FAX: (713) 259-8025

Owner & Chairman Jim Crane
President, Business Operations Reid Ryan
General Manager Jeff Luhnow
Manager A.J. Hinch
259-277 (4 seasons)
170-154 (2 seasons with Houston)
Vice President, Communications Gene Dias (713) 259-8985
Senior Manager, Communications Steve Grande (713) 259-8990
Stadium Minute Maid Park
Capacity / Opened 41,168 / 2000

SERIES FACTS

Longest A's Winning Streak: 12, June 13, 2007-July 22, 2013
Longest Astros Winning Streak: 7, July 20, 2016 to present
Last A's Series Sweep at Oakland (3 games): April 18-20, 2014
Last A's Series Sweep at Oakland (4 games): None
Last A's Series Sweep at Houston (3 games): May 24-26, 2013
Last A's Series Sweep at Houston (4 games): None
Last Astros Series Sweep at Oakland (3 games): September 19-21, 2016
Last Astros Series Sweep at Oakland (4 games): None
Last Astros Series Sweep at Houston (3 games): August 29-31, 2016
Last Astros Series Sweep at Houston (4 games): None
Most Runs in a Game by Oakland: 13, July 24, 2014 (13-1)
Most Runs in a Game by Houston: 12, June 3, 2016 (12-2)
Widest Margin of Victory by Oakland: 12, July 24, 2014 (13-1)
Widest Margin of Victory by Houston: 12, June 3, 2016 (12-2)

SERIES BREAKDOWN

| | W | L | PCT. |
|--------------------------|-----------|-----------|-------------|
| OAK vs. Astros (2002-16) | 46 | 36 | .561 |
| Totals | 46 | 36 | .561 |
| at the Coliseum | 25 | 16 | .610 |
| at Minute Maid Park | 21 | 20 | .512 |

2017 SCHEDULE

| Dates | Site | Times |
|----------------|------|-------------------------|
| April 14-16 | OAK | 7:05, 1:05, 1:05 |
| April 28-30 | HOU | 5:10, TBD, 11:10 |
| June 19-22 | OAK | 7:05, 7:05, 7:05, 12:35 |
| June 27-29 | HOU | 5:10, 5:10, 11:10 |
| August 18-20 | HOU | 5:10, TBD, 11:10 |
| September 8-10 | OAK | 7:05, 1:05, 1:05 |

2016 RECAP

| Date | H-A | W-L | Score | Winner | Loser |
|---------------|-----|-------------|--------------|-----------|-------|
| 4/29 | H W | 7-4 | Madson | Sipp | |
| 4/30 | H W | 2-0 | Hahn | Devenski | |
| 5/1 | H L | 1-2 | Fister | Hill | |
| 6/3 | A L | 2-12 | Fister | Hahn | |
| 6/4 | A L | 5-6 (12) | Feldman | Madson | |
| 6/5 | A L | 2-5 | McCullers | Dull | |
| 7/7 | A W | 3-1 | Hill | Fister | |
| 7/8 | A L | 9-10 | Feliz | Madson | |
| 7/9 | A W | 3-2 | Graveman | McCullers | |
| 7/10 | A L | 1-2 (10) | Harris | Hendriks | |
| 7/18 | H W | 7-4 | Graveman | Fiers | |
| 7/19 | H W | 4-3 (10) | Rzepczynski | Neshek | |
| 7/20 | H L | 0-7 | Fister | Mengden | |
| 8/29 | A L | 0-6 | Musgrove | Manaea | |
| 8/30 | A L | 1-3 | McHugh | Graveman | |
| 8/31 | A L | 3-4 | Feliz | Hendriks | |
| 9/19 | H L | 2-4 | Gregerson | Madson | |
| 9/20 | H L | 1-2 (10) | Devenski | Doolittle | |
| 9/21 | H L | 5-6 | McHugh | Mengden | |
| Totals | | 6-13 | 58-83 | | |

YEAR-BY-YEAR SERIES RESULTS

| Year | Home | Road | Totals | Year | Home | Road | Totals | Year | Home | Road | Totals |
|------|------|------|--------|------|------|------|--------|---------------|--------------|--------------|--------------|
| 2002 | 3-0 | 0-0 | 3-0 | 2014 | 6-3 | 5-5 | 11-8 | 2016 | 4-5 | 2-8 | 6-13 |
| 2007 | 0-0 | 2-1 | 2-1 | 2015 | 5-5 | 4-5 | 9-10 | Totals | 25-16 | 21-20 | 46-36 |
| 2013 | 7-3 | 8-1 | 15-4 | | | | | | | | |

FRANCHISE FACTS

| | | | |
|-------------------------------|-----------|-----------------------------|----|
| All-Time Record | 8759-9235 | West Division Championships | 16 |
| Philadelphia | 3886-4248 | Wild Card Championships | 2 |
| Kansas City | 829-1224 | Most Valuable Players | 11 |
| Oakland | 4044-3736 | Cy Young Award Winners | 5 |
| World Championships | 9 | Rookies of the Year | 8 |
| Philadelphia | 5 | Managers of the Year | 3 |
| Oakland | 4 | Hall of Famers | 16 |
| American League Championships | 15 | | |
| Philadelphia | 9 | | |
| Oakland | 6 | | |

KANSAS CITY ROYALS



American League Central
Kauffman Stadium

1 Royal Way
Kansas City, MO 64129

Switchboard: (816) 921-8000

Press Box: (816) 504-4391, 4392

Media Relations: (816) 504-4362, 4368, 4369

Media Relations FAX: (816) 921-5775

Owner/Chief Executive OfficerDavid Glass

President Dan Glass

Senior VP, Baseball Operations, General ManagerDayton Moore

ManagerNed Yost

1006-1052 (13 seasons)

549-550 (7 seasons with Kansas City)

Vice President, Communications and BroadcastingMike Swanson

(816) 504-4713

Assistant Director, Communications.....Mike Cummings (816) 504-4368

Senior Director, Team Travel and Clubhouse Operations...Jeff Davenport

(816) 504-4755

StadiumKauffman Stadium

Capacity / Opened37,903 / 1973

SERIES FACTS

Longest A's Winning Streak: 10, May 31, 2003-May 23, 2004

Longest Royals Winning Streak: 8, September 4, 1978-June 18, 1979

Last A's Series Sweep at Oakland (3 games): May 17-19, 2013

Last A's Series Sweep at Oakland (4 games): September 26-28, 1977

Last A's Series Sweep at Kansas City (3 games): July 16-18, 2010

Last A's Series Sweep at Kansas City (4 games): September 12-15, 2016

Last Royals Series Sweep at Oakland (3 games): June 26-28, 2015

Last Royals Series Sweep at Oakland (4 games): None

Last Royals Series Sweep at Kansas City (3 games): Sept. 2-4, 2008

Last Royals Series Sweep at Kansas City (4 games): August 1-4, 1994

Most Runs in a Game by Oakland: 21, June 18, 2000 (21-3)

Most Runs in a Game by Kansas City: 16 (seven times), last: September 14, 1998 (16-6)

Widest Margin of Victory by Oakland: 18, June 18, 2000 (21-3)

Widest Margin of Victory by Kansas City: 16, June 25, 1984 (16-0)

SERIES BREAKDOWN

| | W | L | PCT. |
|----------------------------|------------|------------|-------------|
| OAK vs. Royals (1969-2016) | 314 | 260 | .547 |
| Total | 314 | 260 | .547 |
| at the Coliseum | 171 | 115 | .598 |
| at Kauffman Stadium | 123 | 129 | .488 |

2017 SCHEDULE

| Dates | Site | Times |
|-----------------|------|-------------------|
| April 10, 12-13 | KC | 1:15, 5:15, 5:15 |
| August 14-16 | OAK | 7:05, 7:05, 12:35 |

2016 RECAP

| Date | H-A | W-L | Score | Winner | Loser |
|---------------|------------|--------------|-------|----------|---------|
| 4/15 | H | L | 2-4 | Volquez | Hill |
| 4/16 | H | W | 5-3 | Gray | Young |
| 4/17 | H | W | 3-2 | Axford | Soria |
| 9/12 | A | W | 16-3 | Coulombe | Gee |
| 9/13 | A | W | 5-4 | Axford | Strahm |
| 9/14 | A | W | 8-0 | Manaea | Ventura |
| 9/15 | A | W | 14-5 | Mengden | Volquez |
| Totals | 6-1 | 53-21 | | | |

YEAR-BY-YEAR SERIES RESULTS

| Year | Home | Road | Totals | Year | Home | Road | Totals | Year | Home | Road | Totals |
|------|------|------|--------|------|------|------|--------|---------------|----------------|----------------|----------------|
| 1969 | 4-5 | 6-3 | 10-8 | 1986 | 2-4 | 3-4 | 5-8 | 2003 | 2-1 | 5-1 | 7-2 |
| 1970 | 7-2 | 4-5 | 11-7 | 1987 | 3-4 | 5-1 | 8-5 | 2004 | 4-2 | 3-0 | 7-2 |
| 1971 | 7-2 | 6-3 | 13-5 | 1988 | 2-4 | 3-4 | 5-8 | 2005 | 1-2 | 3-0 | 4-2 |
| 1972 | 7-2 | 4-5 | 11-7 | 1989 | 4-3 | 2-4 | 6-7 | 2006 | 1-2 | 4-2 | 5-4 |
| 1973 | 6-3 | 4-5 | 10-8 | 1990 | 5-1 | 4-3 | 9-4 | 2007 | 2-5 | 2-1 | 4-6 |
| 1974 | 7-2 | 3-6 | 10-8 | 1991 | 4-3 | 3-3 | 7-6 | 2008 | 3-3 | 0-3 | 3-6 |
| 1975 | 8-1 | 3-6 | 11-7 | 1992 | 5-1 | 4-3 | 9-4 | 2009 | 4-1 | 2-1 | 6-2 |
| 1976 | 5-4 | 4-5 | 9-9 | 1993 | 5-2 | 2-4 | 7-6 | 2010 | 2-1 | 4-2 | 6-3 |
| 1977 | 5-3 | 1-6 | 6-9 | 1994 | 1-2 | 2-5 | 3-7 | 2011 | 3-3 | 2-1 | 5-4 |
| 1978 | 3-4 | 2-6 | 5-10 | 1995 | 3-4 | 5-1 | 8-5 | 2012 | 2-1 | 2-4 | 4-5 |
| 1979 | 3-4 | 1-5 | 4-9 | 1996 | 5-1 | 2-4 | 7-5 | 2013 | 3-0 | 2-1 | 5-1 |
| 1980 | 4-2 | 3-4 | 7-6 | 1997 | 3-2 | 5-1 | 8-3 | 2014 | 1-2 | 1-3 | 2-5 |
| 1981 | 1-2 | 2-1 | 3-3 | 1998 | 3-3 | 1-4 | 4-7 | 2015 | 0-3 | 1-2 | 1-5 |
| 1982 | 3-3 | 3-4 | 6-7 | 1999 | 5-1 | 1-5 | 6-6 | 2016 | 2-1 | 4-0 | 6-1 |
| 1983 | 4-3 | 2-4 | 6-7 | 2000 | 3-3 | 5-1 | 8-4 | Totals | 171-115 | 143-145 | 314-260 |
| 1984 | 4-2 | 4-3 | 8-5 | 2001 | 2-1 | 4-2 | 6-3 | | | | |
| 1985 | 3-4 | 2-4 | 5-8 | 2002 | 5-1 | 3-0 | 8-1 | | | | |

LOS ANGELES ANGELS OF ANAHEIM



American League West
 Angel Stadium
 2000 Gene Autry Way
 Anaheim, CA 92806
 Switchboard: (714) 940-2000
 Press Box: (714) 940-2705
 Media Relations: (714) 940-2014
 Media Relations FAX: (714) 940-2205

Owner Arte Moreno
 Chairman Dennis Kuhl
 General Manager Billy Eppler
 Manager Mike Scioscia
 1490-1264 (17 seasons)
 Vice President, Communications Tim Mead (714) 940-2003
 Director, Communications Eric Kay (714) 940-2173
 Traveling Secretary Tom Taylor (714) 940-2016
 Stadium Angel Stadium
 Capacity / Opened 45,477 / 1966

SERIES FACTS

Longest A's Winning Streak: 10 (twice), last: April 26, 1991-April 20, 1992
 Longest Angels Winning Streak: 12, Sept. 18, 1996-Sept. 17, 1997
 Last A's Series Sweep at Oakland (3 games): May 30-June 1, 2014
 Last A's Series Sweep at Oakland (4 games): April 18-20, 1980
 Last A's Series Sweep at Los Angeles (3 games): April 9-11, 2013
 Last A's Series Sweep at Los Angeles (4 games): October 4-7, 2001
 Last Angels Series Sweep at Oakland (3 games): April 11-13, 2016
 Last Angels Series Sweep at Oakland (4 games): July 10-13, 1997
 Last Angels Series Sweep at Los Angeles (3 games): September 26-28, 2016
 Last Angels Series Sweep at Los Angeles (4 games): August 28-31, 2014
 Most Runs in a Game by Oakland: 18, June 27, 1996 (18-2)
 Most Runs in a Game by Los Angeles: 17, July 4, 1979 (17-6)
 Widest Margin of Victory by Oakland: 16, June 27, 1996 (18-2)
 Widest Margin of Victory by Los Angeles: 13, April 21, 2015 (14-1)

SERIES BREAKDOWN

| | W | L | PCT. |
|-------------------------------|------------|------------|-------------|
| KC vs. Angels (1961-67) | 49 | 77 | .389 |
| OAK vs. Angels (1968-2016) | 421 | 354 | .543 |
| Totals | 470 | 431 | .522 |
| at the Coliseum | 218 | 167 | .566 |
| at Angel Stadium (since 1968) | 203 | 187 | .521 |

2017 SCHEDULE

| Dates | Site | Times |
|---------------|------|-------------------------|
| April 3-6 | OAK | 7:05, 7:05, 7:05, 12:35 |
| April 25-27 | LAA | 7:05, 7:05, TBD |
| May 8-10 | OAK | 7:05, 7:05, 12:35 |
| August 4-6 | LAA | 7:05, 6:05, TBD |
| August 28-30 | LAA | 7:05, 7:05, 7:05 |
| September 4-6 | OAK | 1:05, 7:05, 12:35 |

2016 RECAP

| Date | H-A | W-L | Score | Winner | Loser |
|---------------|-----|-------------|--------------|-----------|-------------|
| 4/11 | H | L | 1-4 | Tropeano | Gray |
| 4/12 | H | L | 4-5 | Morin | Doolittle |
| 4/13 | H | L | 1-5 | Shoemaker | Surkamp |
| 6/17 | H | W | 3-2 | Madson | Salas |
| 6/18 | H | L | 1-7 | Lincecum | Dull |
| 6/19 | H | L | 0-2 | Weaver | Surkamp |
| 6/23 | A | W | 5-4 | Graveman | Lincecum |
| 6/24 | A | W | 7-4 | Dull | Salas |
| 6/25 | A | W | 7-3 | Overton | Chacin |
| 6/26 | A | L | 6-7 | Street | Hendriks |
| 8/2 | A | L | 4-5 | Shoemaker | Manaea |
| 8/3 | A | L | 6-8 | Morin | Dull |
| 8/4 | A | W | 8-6 (10) | Madson | Morin |
| 9/5 | H | L | 7-10 | Valdez | R.Alcantara |
| 9/6 | H | W | 3-2 | Axford | Nolasco |
| 9/7 | H | W | 4-1 | Cotton | Meyer |
| 9/26 | A | L | 1-2 | Ramirez | Dull |
| 9/27 | A | L | 1-8 | Nolasco | Mengden |
| 9/28 | A | L | 6-8 | Achter | Detwiler |
| Totals | | 7-12 | 75-93 | | |

YEAR-BY-YEAR SERIES RESULTS

| Year | Home | Road | Totals |
|------|------|------|--------|
| 1968 | 7-2 | 6-3 | 13-5 |
| 1969 | 7-2 | 5-4 | 12-6 |
| 1970 | 5-4 | 5-4 | 10-8 |
| 1971 | 4-5 | 7-2 | 11-7 |
| 1972 | 5-4 | 5-4 | 10-8 |
| 1973 | 5-4 | 7-2 | 12-6 |
| 1974 | 7-2 | 5-4 | 12-6 |
| 1975 | 6-3 | 5-4 | 11-7 |
| 1976 | 6-3 | 6-3 | 12-6 |
| 1977 | 6-1 | 4-4 | 10-5 |
| 1978 | 3-5 | 3-4 | 6-9 |
| 1979 | 1-5 | 2-5 | 3-10 |
| 1980 | 6-1 | 4-2 | 10-3 |
| 1981 | 4-2 | 4-0 | 8-2 |
| 1982 | 3-4 | 1-5 | 4-9 |
| 1983 | 4-2 | 4-3 | 8-5 |
| 1984 | 2-5 | 4-2 | 6-7 |

| Year | Home | Road | Totals |
|------|------|------|--------|
| 1985 | 4-2 | 3-4 | 7-6 |
| 1986 | 2-5 | 1-5 | 3-10 |
| 1987 | 2-4 | 5-2 | 7-6 |
| 1988 | 6-1 | 3-3 | 9-4 |
| 1989 | 4-2 | 4-3 | 8-5 |
| 1990 | 4-3 | 5-1 | 9-4 |
| 1991 | 6-0 | 6-1 | 12-1 |
| 1992 | 5-2 | 3-3 | 8-5 |
| 1993 | 4-2 | 3-4 | 7-6 |
| 1994 | 3-0 | 3-3 | 6-3 |
| 1995 | 5-1 | 2-5 | 7-6 |
| 1996 | 3-4 | 4-2 | 7-6 |
| 1997 | 0-6 | 1-5 | 1-11 |
| 1998 | 4-2 | 3-3 | 7-5 |
| 1999 | 3-3 | 1-5 | 4-8 |
| 2000 | 5-2 | 3-3 | 8-5 |
| 2001 | 7-3 | 7-3 | 14-6 |

| Year | Home | Road | Totals |
|---------------|----------------|----------------|----------------|
| 2002 | 7-3 | 4-6 | 11-9 |
| 2003 | 7-3 | 5-5 | 12-8 |
| 2004 | 4-5 | 5-5 | 9-10 |
| 2005 | 5-5 | 4-5 | 9-10 |
| 2006 | 3-7 | 5-4 | 8-11 |
| 2007 | 5-4 | 5-5 | 10-9 |
| 2008 | 4-5 | 5-5 | 9-10 |
| 2009 | 1-8 | 6-4 | 7-12 |
| 2010 | 6-4 | 2-7 | 8-11 |
| 2011 | 6-3 | 5-5 | 11-8 |
| 2012 | 3-6 | 7-3 | 10-9 |
| 2013 | 6-4 | 5-4 | 11-8 |
| 2014 | 6-3 | 3-7 | 9-10 |
| 2015 | 4-5 | 4-6 | 8-11 |
| 2016 | 3-6 | 4-6 | 7-12 |
| Totals | 218-167 | 203-187 | 421-354 |

OPPONENTS

MINNESOTA TWINS



American League Central
Target Field

1 Twins Way

Minneapolis, MN 55403

Switchboard: (612) 659-3400

Press Box: (612) 659-3400, ext. 2400

Media Relations: (612) 659-3471

Media Relations FAX: (612) 659-4029

Executive Chair..... Jim Pohlad
President & Chief Executive Office..... Dave St. Peter
Executive Vice President, Chief Baseball Officer..... Derek Falvey
Senior Vice President, General Manager..... Thad Levine
Manager..... Paul Molitor

142-182 (2 seasons)
Senior Director, Communications..... Dustin Morse (612) 659-3472
Senior Manager, Communications..... Mitch Hestad (612) 659-3473
Manager, Communications & Publications..... Mike Kennedy (612) 659-3475
Director, Team Travel..... Mike Herman (612) 659-3471
Stadium..... Target Field
Capacity / Opened..... 38,885 / 2010

SERIES FACTS

Longest A's Winning Streak: 12, September 11, 2013-August 9, 2014
Longest Twins Winning Streak: 8 (twice), last: May 21-July 20, 2003
Last A's Series Sweep at Oakland (3 games): May 30-June 1, 2016
Last A's Series Sweep at Oakland (4 games): September 19-22, 2013
Last A's Series Sweep at Minnesota (3 games): April 7-10, 2014
Last A's Series Sweep at Minnesota (4 games): April 9-12, 1981
Last Twins Series Sweep at Oakland (3 games): July 18-20, 1997
Last Twins Series Sweep at Oakland (4 games): August 13-15, 1993
Last Twins Series Sweep at Minnesota (3 games): May 28-30, 2012
Last Twins Series Sweep at Minnesota (4 games): July 12-15, 2007
Last Twins Series Sweep at Minnesota (5 games): July 30-Aug. 2, 1976
Most Runs in a Game by Oakland: 18, September 11, 2013 (18-3)
Most Runs in a Game by Minnesota: 20, April 27, 1980 (20-11)
Widest Margin of Victory by Oakland: 15 (twice), last: September 11, 2013 (18-3)
Widest Margin of Victory by Minnesota: 13, May 6, 2015 (13-0)

SERIES BREAKDOWN

| | W | L | PCT. |
|----------------------------|-------------|-------------|-------------|
| PHI vs. Senators (1901-54) | 579 | 572 | .503 |
| KC vs. Senators (1955-60) | 68 | 64 | .515 |
| KC vs. Twins (1961-67) | 57 | 69 | .452 |
| OAK vs. Twins (1968-2016) | 297 | 297 | .500 |
| Totals | 1001 | 1002 | .500 |
| at the Coliseum | 166 | 128 | .565 |
| at Target Field | 14 | 14 | .500 |

2017 SCHEDULE

| Dates | Site | Times |
|------------|------|-------------------|
| May 2-4 | MIN | 5:10, 5:10, 10:10 |
| July 28-30 | OAK | 7:05, 6:05, 1:05 |

2016 RECAP

| Date | H-A | W-L | Score | Winner | Loser |
|---------------|------------|--------------|-------|----------|---------|
| 5/30 | H | W | 3-2 | Graveman | Santana |
| 5/31 | H | W | 7-4 | Dull | Duffey |
| 6/1 | H | W | 5-1 | Manaea | Dean |
| 7/4 | A | W | 3-1 | Graveman | Nolasco |
| 7/5 | A | L | 4-11 | Milone | Manaea |
| 7/6 | A | L | 0-4 | Santana | Gray |
| Totals | 4-2 | 22-23 | | | |

YEAR-BY-YEAR SERIES RESULTS

| Year | Home | Road | Totals | Year | Home | Road | Totals | Year | Home | Road | Totals |
|------|------|------|--------|------|------|------|--------|---------------|----------------|----------------|----------------|
| 1968 | 6-3 | 4-5 | 10-8 | 1985 | 3-1 | 2-7 | 5-8 | 2002 | 4-2 | 2-1 | 6-3 |
| 1969 | 3-6 | 2-7 | 5-13 | 1986 | 4-3 | 3-3 | 7-6 | 2003 | 1-2 | 0-6 | 1-8 |
| 1970 | 2-7 | 3-6 | 5-13 | 1987 | 3-3 | 0-7 | 3-10 | 2004 | 2-1 | 3-1 | 5-2 |
| 1971 | 5-4 | 5-4 | 10-8 | 1988 | 4-3 | 4-2 | 8-5 | 2005 | 3-3 | 3-1 | 6-4 |
| 1972 | 6-2 | 3-6 | 9-8 | 1989 | 4-2 | 3-4 | 7-6 | 2006 | 3-1 | 1-5 | 4-6 |
| 1973 | 2-7 | 2-7 | 4-14 | 1990 | 5-2 | 2-4 | 7-6 | 2007 | 2-1 | 0-4 | 2-5 |
| 1974 | 7-2 | 6-3 | 13-5 | 1991 | 3-3 | 2-5 | 5-8 | 2008 | 4-3 | 1-2 | 5-5 |
| 1975 | 6-3 | 6-3 | 12-6 | 1992 | 4-3 | 4-2 | 8-5 | 2009 | 4-3 | 2-1 | 6-4 |
| 1976 | 6-3 | 1-8 | 7-11 | 1993 | 1-5 | 4-3 | 5-8 | 2010 | 1-2 | 2-4 | 3-6 |
| 1977 | 4-3 | 2-5 | 6-8 | 1994 | 2-2 | 3-0 | 5-2 | 2011 | 2-3 | 2-1 | 4-4 |
| 1978 | 3-5 | 3-4 | 6-9 | 1995 | 4-2 | 3-3 | 7-5 | 2012 | 2-1 | 3-3 | 5-4 |
| 1979 | 2-4 | 2-5 | 4-9 | 1996 | 4-2 | 3-4 | 7-6 | 2013 | 4-0 | 2-1 | 6-1 |
| 1980 | 5-2 | 2-4 | 7-6 | 1997 | 2-4 | 2-3 | 4-7 | 2014 | 3-1 | 3-0 | 6-1 |
| 1981 | 3-0 | 5-2 | 8-2 | 1998 | 3-3 | 4-1 | 7-4 | 2015 | 2-1 | 1-3 | 3-4 |
| 1982 | 5-2 | 5-1 | 10-3 | 1999 | 4-2 | 1-5 | 5-7 | 2016 | 3-0 | 1-2 | 4-2 |
| 1983 | 4-2 | 5-2 | 9-4 | 2000 | 2-4 | 5-1 | 7-5 | Totals | 166-128 | 131-169 | 297-297 |
| 1984 | 4-3 | 1-5 | 5-8 | 2001 | 1-2 | 3-3 | 4-5 | | | | |

NEW YORK YANKEES



American League East
Yankee Stadium
One East 161st Street
Bronx, NY 10451

Switchboard: (718) 293-4300

Press Box: (718) 579-4460

Media Relations: (718) 579-4460

Media Relations FAX: (718) 293-8414

Managing General Partner / Co-Chairperson.....Harold Z. Steinbrenner

General Partner / Co-ChairpersonHenry G. Steinbrenner

Senior Vice President, General Manager Brian Cashman

Manager.....Joe Girardi

897-723 (10 seasons)

819-639 (9 seasons with New York)

Executive Director, Communications & Media Relations.....

Jason Zillo (718) 579-4515

Assistant Director, Baseball Information & Public Communications.....

Michael Margolis (718) 579-4503

Director, Team Travel & Player Services Ben Tuliebitz (718) 579-4447

StadiumYankee Stadium

Capacity / Opened49,469 / 2009

SERIES FACTS

Longest A's Winning Streak: 16, September 9, 1989-May 1, 1991

Longest Yankees Winning Streak: 11, July 5, 2010-July 22, 2011

Last A's Series Sweep at Oakland (3 games): June 11-13, 2013

Last A's Series Sweep at Oakland (4 games): July 19-22, 2012

Last A's Series Sweep at New York (3 games): April 19-21, 2016

Last A's Series Sweep at New York (4 games): July 14-16, 1972

Last Yankees Series Sweep at Oakland (3 games): May 25-27, 2012

Last Yankees Series Sweep at Oakland (4 games): May 19-22, 2016

Last Yankees Series Sweep at New York (3 games): July 18-20, 2008

Last Yankees Series Sweep at New York (4 games): August 30-September 2, 2010

Most Runs in a Game by Oakland: 19, August 29, 1989 (19-5)

Most Runs in a Game by New York: 22, August 25, 2011 (22-9)

Widest Margin of Victory by Oakland: 14, August 29, 1989 (19-5)

Widest Margin of Victory by New York: 16, August 26, 1997 (18-2)

SERIES BREAKDOWN

| | W | L | PCT. |
|-----------------------------|------------|-------------|-------------|
| PHI vs. Orioles (1901-02) | 21 | 18 | .538 |
| PHI vs. Yankees (1903-54) | 445 | 665 | .401 |
| KC vs. Yankees (1955-67) | 75 | 183 | .291 |
| OAK vs. Yankees (1968-2016) | 242 | 276 | .467 |
| Totals | 783 | 1142 | .407 |
| at the Coliseum | 132 | 127 | .510 |
| at Yankee Stadium | 13 | 18 | .419 |

2017 SCHEDULE

| Dates | Site | Times |
|------------|------|------------------------|
| May 26-28 | NYN | 4:05, TBD, TBD |
| June 15-18 | OAK | 7:05, 6:35, 1:05, 1:05 |

2016 RECAP

| Date | H-A | W-L | Score | Winner | Losers |
|---------------|------------|--------------|----------|-----------|----------|
| 4/19 | A | W | 3-2 (11) | Rodriguez | Barbato |
| 4/20 | A | W | 5-2 | Graveman | Eovaldi |
| 4/21 | A | W | 7-3 | Hill | Schrewe |
| 5/19 | H | L | 1-4 | Nova | Graveman |
| 5/20 | H | L | 3-8 | Sabathia | Gray |
| 5/21 | H | L | 1-5 | Tanaka | Manaea |
| 5/22 | H | L | 4-5 | Pineda | Hahn |
| Totals | 3-4 | 24-29 | | | |

YEAR-BY-YEAR SERIES RESULTS

| Year | Home | Road | Totals | Year | Home | Road | Totals | Year | Home | Road | Totals |
|------|------|------|--------|------|------|------|--------|---------------|----------------|----------------|----------------|
| 1968 | 2-7 | 6-3 | 8-10 | 1985 | 4-2 | 1-5 | 5-7 | 2002 | 1-2 | 3-3 | 4-5 |
| 1969 | 5-1 | 1-5 | 6-6 | 1986 | 4-2 | 3-3 | 7-5 | 2003 | 4-2 | 2-1 | 6-3 |
| 1970 | 4-2 | 2-4 | 6-6 | 1987 | 4-2 | 3-3 | 7-5 | 2004 | 1-2 | 1-5 | 2-7 |
| 1971 | 2-4 | 5-1 | 7-5 | 1988 | 4-2 | 2-4 | 6-6 | 2005 | 1-5 | 1-2 | 2-7 |
| 1972 | 4-2 | 5-1 | 9-3 | 1989 | 4-2 | 5-1 | 9-3 | 2006 | 2-1 | 4-2 | 6-3 |
| 1973 | 5-1 | 3-3 | 8-4 | 1990 | 6-0 | 6-0 | 12-0 | 2007 | 2-1 | 2-1 | 4-2 |
| 1974 | 3-3 | 2-4 | 5-7 | 1991 | 3-3 | 3-3 | 6-6 | 2008 | 1-2 | 0-3 | 1-5 |
| 1975 | 3-3 | 3-3 | 6-6 | 1992 | 4-2 | 2-4 | 6-6 | 2009 | 1-2 | 1-5 | 2-7 |
| 1976 | 2-4 | 4-2 | 6-6 | 1993 | 4-2 | 2-4 | 6-6 | 2010 | 1-5 | 0-4 | 1-9 |
| 1977 | 1-4 | 1-5 | 2-9 | 1994 | 2-4 | 3-3 | 5-7 | 2011 | 0-3 | 3-3 | 3-6 |
| 1978 | 2-3 | 0-5 | 2-8 | 1995 | 5-1 | 4-3 | 9-4 | 2012 | 4-3 | 1-2 | 5-5 |
| 1979 | 1-5 | 2-4 | 3-9 | 1996 | 1-5 | 2-4 | 3-9 | 2013 | 3-0 | 2-1 | 5-1 |
| 1980 | 3-3 | 1-5 | 4-8 | 1997 | 3-2 | 2-4 | 5-6 | 2014 | 2-1 | 2-1 | 4-2 |
| 1981 | 2-2 | 1-2 | 3-4 | 1998 | 2-4 | 1-4 | 3-8 | 2015 | 3-1 | 1-2 | 4-3 |
| 1982 | 3-3 | 2-4 | 5-7 | 1999 | 2-4 | 2-2 | 4-6 | 2016 | 0-4 | 3-0 | 3-4 |
| 1983 | 2-4 | 2-4 | 4-8 | 2000 | 1-2 | 2-4 | 3-6 | Totals | 132-127 | 110-149 | 242-276 |
| 1984 | 3-3 | 1-5 | 4-8 | 2001 | 6-0 | 0-3 | 6-3 | | | | |

SEATTLE MARINERS



American League West
Safeco Field

1250 First Avenue South
Seattle, WA 98134

Switchboard: (206) 346-4000

Press Box: (206) 346-4639, 4622

Media Relations: (206) 346-4000

Media Relations FAX: (206) 346-4400

Chairman & Chief Executive Officer John Stanton
President & Chief Operating Officer Kevin Mather
Executive V.P., Baseball Operations & General Manager Jerry Dipoto
Manager Scott Servais
86-76 (1 season)

Senior Director, Baseball Information Tim Hevly (206) 346-4402

Senior Manager, Baseball Information Kelly Munro (206) 346-4401

Senior Manager, Baseball Information Fernando Alcala (206) 346-4404

Director, Team Travel Ron Spelley (206) 346-4304

Stadium Safeco Field

Capacity / Opened 47,943 / 1999

SERIES FACTS

Longest A's Winning Streak: 15, April 7-August 16, 2006

Longest Mariners Winning Streak: 7 (twice), last: August 13 to September 30, 2016

Last A's Series Sweep at Oakland (3 games): September 28-30, 2012

Last A's Series Sweep at Oakland (4 games): September 10-13, 1992

Last A's Series Sweep at Seattle (3 games): April 8-10, 2016

Last A's Series Sweep at Seattle (4 games): Sept. 30-Oct. 3, 2010

Last Mariners Series Sweep at Oakland (3 games): September 9-11, 2016

Last Mariners Series Sweep at Oakland (4 games): None

Last Mariners Series Sweep at Seattle (3 games): May 8-10, 2015

Last Mariners Series Sweep at Seattle (4 games): August 12-15, 1991

Most Runs in a Game by Oakland: 16, April 17, 1981 (16-1)

Most Runs in a Game by Seattle: 15 (three times), last: August 6, 1995 (15-8)

Widest Margin of Victory by Oakland: 15, April 17, 1981 (16-1)

Widest Margin of Victory by Seattle: 13, July 2, 2003 (13-0)

SERIES BREAKDOWN

| | W | L | PCT. |
|------------------------------|------------|------------|-------------|
| OAK vs. Mariners (1977-2016) | 334 | 270 | .553 |
| Totals | 334 | 270 | .553 |
| at the Coliseum | 180 | 122 | .596 |
| at Safeco Field | 77 | 83 | .481 |

2017 SCHEDULE

| Dates | Site | Times |
|-------------|------|------------------------|
| April 20-23 | OAK | 7:05, 7:05, 1:05, 1:05 |
| May 15-17 | SEA | 7:10, 7:10, 7:10 |
| July 6-9 | SEA | 7:10, 7:10, 7:10, 1:10 |
| August 8-9 | OAK | 7:05, 12:35 |
| Sept. 1-3 | SEA | 7:10, 6:10, 1:10 |
| Sept. 25-27 | OAK | 7:05, 7:05, 1:05 |

2016 RECAP

| Date | H-A | W-L | Score | Winner | Loser |
|---------------|-----|-----|-------------|--------------|-------------|
| 4/8 | A | W | 3-2 | Doolittle | Cishek |
| 4/9 | A | W | 6-1 | Hill | Karns |
| 4/10 | A | W | 2-1 (10) | Axford | Vincent |
| 5/2 | H | L | 3-4 | Karns | Graveman |
| 5/3 | H | L | 2-8 | Iwakuma | Gray |
| 5/4 | H | L | 8-9 | Montgomery | Axford |
| 5/23 | A | W | 5-0 | Hill | Walker |
| 5/24 | A | L | 5-6 | Montgomery | Madson |
| 5/25 | A | L | 3-13 | Iwakuma | Neal |
| 8/12 | H | W | 6-3 | Manaea | Wieland |
| 8/13 | H | L | 3-4 | Iwakuma | Graveman |
| 8/14 | H | L | 4-8 | LeBlanc | Neal |
| 9/9 | H | L | 2-3 | Iwakuma | Mengden |
| 9/10 | H | L | 3-14 | Hernandez | Graveman |
| 9/11 | H | L | 2-3 | Cishek | Madson |
| 9/29 | A | L | 2-3 | Cishek | Hendriks |
| 9/30 | A | L | 1-5 | Walker | R.Alcantara |
| 10/1 | A | W | 9-8 (10) | Madson | Diaz |
| 10/2 | A | W | 3-2 | Manaea | Hernandez |
| Totals | | | 7-12 | 72-97 | |

YEAR-BY-YEAR SERIES RESULTS

| Year | Home | Road | Totals |
|------|------|------|--------|
| 1977 | 3-4 | 4-4 | 7-8 |
| 1978 | 7-1 | 6-1 | 13-2 |
| 1979 | 5-1 | 3-4 | 8-5 |
| 1980 | 4-3 | 4-2 | 8-5 |
| 1981 | 3-1 | 3-0 | 6-1 |
| 1982 | 4-3 | 2-4 | 6-7 |
| 1983 | 4-2 | 5-2 | 9-4 |
| 1984 | 6-1 | 2-4 | 8-5 |
| 1985 | 5-1 | 3-4 | 8-5 |
| 1986 | 5-2 | 5-1 | 10-3 |
| 1987 | 3-3 | 2-5 | 5-8 |
| 1988 | 5-2 | 4-2 | 9-4 |
| 1989 | 5-1 | 4-3 | 9-4 |
| 1990 | 4-3 | 5-1 | 9-4 |
| 1991 | 6-0 | 0-7 | 6-7 |

| Year | Home | Road | Totals |
|------|------|------|--------|
| 1992 | 7-0 | 5-1 | 12-1 |
| 1993 | 3-3 | 6-1 | 9-4 |
| 1994 | 2-2 | 2-1 | 4-3 |
| 1995 | 5-2 | 2-4 | 7-6 |
| 1996 | 5-2 | 3-3 | 8-5 |
| 1997 | 2-4 | 3-3 | 5-7 |
| 1998 | 3-3 | 2-4 | 5-7 |
| 1999 | 4-2 | 2-4 | 6-6 |
| 2000 | 4-2 | 5-2 | 9-4 |
| 2001 | 5-5 | 4-5 | 9-10 |
| 2002 | 4-5 | 4-6 | 8-11 |
| 2003 | 5-5 | 2-7 | 7-12 |
| 2004 | 7-3 | 4-5 | 11-8 |
| 2005 | 6-3 | 6-3 | 12-6 |
| 2006 | 9-0 | 8-2 | 17-2 |

| Year | Home | Road | Totals |
|---------------|-----------------|----------------|----------------|
| 2007 | 1-8 | 4-6 | 5-14 |
| 2008 | 6-3 | 4-6 | 10-9 |
| 2009 | 4-6 | 1-8 | 5-14 |
| 2010 | 7-2 | 6-4 | 13-6 |
| 2011 | 5-4 | 4-6 | 9-10 |
| 2012 | 6-4 | 6-3 | 12-7 |
| 2013 | 4-6 | 4-5 | 8-11 |
| 2014 | 4-6 | 5-4 | 9-10 |
| 2015 | 3-7 | 3-6 | 6-13 |
| 2016 | 1-8 | 6-4 | 7-12 |
| Totals | 181-123* | 153-147 | 334-270 |

*includes 1-1 in Tokyo, Japan

TAMPA BAY RAYS



American League East
Tropicana Field

One Tropicana Drive
St. Petersburg, FL 33705

Switchboard: (727) 825-3137

Press Box: (727) 825-3129

Media Relations: (727) 825-3242

Communications FAX: (727) 825-3111

Principal Owner Stuart Sternberg
President Brian Auld
President, Baseball Operations Matt Silverman
Manager Kevin Cash
148-176 (2 seasons)

Senior Director, Communications Dave Haller (727) 825-3485
Manager, Baseball Communications Craig Vanderkam (727) 825-3473
Director, Team Travel & Clubhouse Operations Chris Westmoreland
Stadium Tropicana Field
Capacity / Opened 31,042 / 1998

SERIES FACTS

Longest A's Winning Streak: 7 (twice), last: Sept. 2, 2001-May 26, 2002

Longest Rays Winning Streak: 6, May 26-September 4, 1998

Last A's Series Sweep at Oakland (3 games): August 30-September 1, 2013

Last A's Series Sweep at Oakland (4 games): None

Last A's Series Sweep at Tampa Bay (3 games): None

Last A's Series Sweep at Tampa Bay (4 games): September 10-13, 1999

Last Rays Series Sweep at Oakland (3 games): None

Last Rays Series Sweep at Oakland (4 games): None

Last Rays Series Sweep at Tampa Bay (3 games): April 19-21, 2013

Last Rays Series Sweep at Tampa Bay (4 games): July 24-27, 1998

Most Runs in a Game by Oakland: 17, September 15, 2000 (17-3)

Most Runs in a Game by Tampa Bay: 14 (twice), last: August 25, 2007 (14-3)

Widest Margin of Victory by Oakland: 13, May 30, 2001 (15-2)

Widest Margin of Victory by Tampa Bay: 11, August 25, 2007 (14-3)

SERIES BREAKDOWN

| | W | L | PCT. |
|--------------------------|------------|-----------|-------------|
| OAK vs. Rays (1998-2016) | 101 | 63 | .616 |
| Totals | 101 | 63 | .616 |
| at the Coliseum | 56 | 25 | .691 |
| at Tropicana Field | 45 | 38 | .542 |

2017 SCHEDULE

| Dates | Site | Times |
|------------|------|-----------------------|
| June 9-11 | TB | 4:10, TBD, TBD, 10:10 |
| July 17-19 | OAK | 7:05, 7:05, 12:35 |

2016 RECAP

| Date | H-A | W-L | Score | Winner | Loser |
|---------------|------------|--------------|----------|----------|----------|
| 5/13 | A | W | 6-3 | Hill | Odorizzi |
| 5/14 | A | L | 0-6 | Andriese | Graveman |
| 5/15 | A | W | 7-6 | Axford | Geltz |
| 7/21 | H | L | 3-7 | Moore | Gray |
| 7/22 | H | W | 1-0 (13) | Axford | Floro |
| 7/23 | H | W | 4-3 | Graveman | Colome |
| 7/24 | H | W | 3-2 | Dull | Ramirez |
| Totals | 5-2 | 24-27 | | | |

YEAR-BY-YEAR SERIES RESULTS

| Year | Home | Road | Totals | Year | Home | Road | Totals | Year | Home | Road | Totals |
|------|------|------|--------|------|------|------|--------|---------------|--------------|--------------|---------------|
| 1998 | 3-2 | 2-4 | 5-6 | 2005 | 3-0 | 1-5 | 4-5 | 2012 | 1-2 | 4-2 | 5-4 |
| 1999 | 5-1 | 4-0 | 9-1 | 2006 | 4-2 | 2-1 | 6-3 | 2013 | 3-0 | 0-3 | 3-3 |
| 2000 | 3-1 | 4-1 | 7-2 | 2007 | 1-2 | 3-4 | 4-6 | 2014 | 2-1 | 2-1 | 4-2 |
| 2001 | 5-1 | 2-1 | 7-2 | 2008 | 2-4 | 1-2 | 3-6 | 2015 | 1-2 | 2-2 | 3-4 |
| 2002 | 3-0 | 5-1 | 8-1 | 2009 | 2-1 | 4-3 | 6-4 | 2016 | 3-1 | 2-1 | 5-2 |
| 2003 | 5-1 | 1-2 | 6-3 | 2010 | 4-3 | 0-2 | 4-5 | Totals | 56-25 | 45-38 | 101-63 |
| 2004 | 3-0 | 4-2 | 7-2 | 2011 | 3-1 | 2-1 | 5-2 | | | | |

MAJOR LEAGUE BASEBALL DIRECTORY

Office of the Commissioner • 245 Park Avenue • New York, NY 10167 • (212) 931-7800

Chief Communications Officer: Patrick Courtney (212) 931-7878
Vice President, Communications: John Blundell (212) 931-7885
Vice President, Business Communications: Matt Bourne (212) 931-7882
Vice President, Communications: Mike Teevan (212) 931-7879



OPPONENTS

TEXAS RANGERS



American League West
Globe Life Park in Arlington
1000 Ballpark Way
Arlington, TX 76011

Switchboard: (817) 273-5222

Press Box: (817) 273-5017, 5074

Media Relations: (817) 273-5203

Media Relations FAX: (817) 273-5110

Co-Chairmen Ray C. Davis, Bob R. Simpson
President of Baseball Operations and General Manager Jon Daniels
Manager Jeff Banister

183-141 (2 seasons)

Executive Vice President, Communications John Blake (817) 273-5208

Senior Director, Media Relations Rich Rice (817) 273-5204

Manager, Media Relations Brian SanFilippo (817) 436-5909

Director of Travel Josh Shelton

Stadium Globe Life Park in Arlington

Capacity / Opened 48,114 / 1994

SERIES FACTS

Longest A's Winning Streak: 9 (twice), last: June 26, 2003-April 6, 2004

Longest Rangers Winning Streak: 13, July 6, 1977-May 18, 1978

Last A's Series Sweep at Oakland (3 games): May 16-18, 2016

Last A's Series Sweep at Texas (3 games): June 23-25, 2015

Last A's Series Sweep at Texas (4 games): July 21-24, 2005

Last Rangers Series Sweep at Oakland (3 games): September 22-24, 2015

Last Rangers Series Sweep at Oakland (4 games): Sept. 23-25, 1977

Last Rangers Series Sweep at Texas (3 games): August 15-17, 2016

Last Rangers Series Sweep at Texas (4 games): July 7-10, 2011

Most Runs in a Game by Oakland: 23, September 30, 2000 (23-2)

Most Runs in a Game by Texas: 17, May 5, 2000 (17-16)

Widest Margin of Victory by Oakland: 21, Sept. 30, 2000 (23-2)

Widest Margin of Victory by Texas: 14, August 9, 2006 (14-0)

SERIES BREAKDOWN

| | W | L | PCT. |
|-----------------------------|------------|------------|-------------|
| KC vs. Senators (1961-67) | 63 | 62 | .504 |
| OAK vs. Senators (1968-71) | 34 | 20 | .630 |
| OAK vs. Rangers (1972-2016) | 341 | 353 | .491 |
| Totals | 438 | 435 | .502 |
| at the Coliseum | 178 | 169 | .513 |
| at Globe Life Park | 96 | 96 | .500 |

2017 SCHEDULE

| Dates | Site | Times |
|-----------------|------|-------------------------|
| April 7-9 | TEX | 5:05, 5:05, 12:05 |
| April 17-19 | OAK | 7:05, 7:05, 12:35 |
| May 12-14 | TEX | 5:05, 5:05, 12:05 |
| August 25-27 | OAK | 7:05, 7:05, 1:05 |
| Sept. 22-24 | OAK | 7:05, 6:05, 1:05 |
| Sept. 28-Oct. 1 | TEX | 5:05, 5:05, 5:05, 12:05 |

2016 RECAP

| Date | H-A | W-L | Score | Winner | Loser |
|---------------|-----|-----|--------------------|--------------|-------------|
| 5/16 | H | W | 3-1 | Manaea | Holland |
| 5/17 | H | W | 8-5 | Madson | Tolleson |
| 5/18 | H | W | 8-1 | Hill | Perez |
| 6/13 | H | W | 14-5 | Coulombe | Ramos |
| 6/14 | H | L | 6-10 | Perez | Surkamp |
| 6/15 | H | L | 5-7 | Martinez | Axford |
| 6/16 | H | L | 1-5 | Lewis | Mengden |
| 7/25 | A | L | 6-7 | Diekman | Madson |
| 7/26 | A | W | 6-3 | Gray | Martinez |
| 7/27 | A | W | 6-4 | Dull | Bush |
| 8/15 | A | L | 2-5 | Perez | Detwiler |
| 8/16 | A | L | 4-5 (10) | Kela | Axford |
| 8/17 | A | L | 2-6 | Darvish | Manaea |
| 9/16 | A | L | 6-7 | Dyson | Madson |
| 9/17 | A | W | 11-2 | R. Alcantara | Darvish |
| 9/18 | A | W | 5-2 | Detwiler | Lewis |
| 9/23 | H | L | 0-3 | Hamels | Graveman |
| 9/24 | H | L | 0-5 | Darvish | R.Alcantara |
| 9/25 | H | W | 7-1 | Cotton | Lewis |
| Totals | | | 9-10 100-84 | | |

YEAR-BY-YEAR SERIES RESULTS

| Year | Home | Road | Totals | Year | Home | Road | Totals | Year | Home | Road | Totals |
|------|------|------|--------|------|------|------|--------|---------------|----------------|----------------|----------------|
| 1972 | 4-2 | 7-2 | 11-4 | 1988 | 4-2 | 4-3 | 8-5 | 2004 | 6-4 | 5-5 | 11-9 |
| 1973 | 7-2 | 4-5 | 11-7 | 1989 | 4-3 | 4-2 | 8-5 | 2005 | 4-6 | 7-2 | 11-8 |
| 1974 | 3-6 | 5-4 | 8-10 | 1990 | 3-3 | 5-2 | 8-5 | 2006 | 4-5 | 5-5 | 9-10 |
| 1975 | 6-3 | 6-3 | 12-6 | 1991 | 2-5 | 2-4 | 4-9 | 2007 | 6-4 | 3-6 | 9-10 |
| 1976 | 4-5 | 3-6 | 7-11 | 1992 | 4-2 | 5-2 | 9-4 | 2008 | 4-6 | 3-6 | 7-12 |
| 1977 | 2-6 | 0-7 | 2-13 | 1993 | 4-3 | 1-5 | 5-8 | 2009 | 6-4 | 5-4 | 11-8 |
| 1978 | 4-2 | 2-7 | 6-9 | 1994 | 3-3 | 4-0 | 7-3 | 2010 | 5-5 | 4-5 | 9-10 |
| 1979 | 1-6 | 1-5 | 2-11 | 1995 | 3-4 | 2-4 | 5-8 | 2011 | 4-6 | 2-7 | 6-13 |
| 1980 | 3-3 | 4-3 | 7-6 | 1996 | 3-3 | 4-3 | 7-6 | 2012 | 7-2 | 4-6 | 11-8 |
| 1981 | 2-1 | 2-1 | 4-2 | 1997 | 3-3 | 2-4 | 5-7 | 2013 | 4-5 | 6-4 | 10-9 |
| 1982 | 3-3 | 2-5 | 5-8 | 1998 | 2-4 | 4-2 | 6-6 | 2014 | 2-7 | 7-3 | 9-10 |
| 1983 | 2-5 | 0-6 | 2-11 | 1999 | 4-2 | 1-5 | 5-7 | 2015 | 4-6 | 6-3 | 10-9 |
| 1984 | 5-1 | 3-4 | 8-5 | 2000 | 4-2 | 1-5 | 5-7 | 2016 | 5-5 | 4-5 | 9-10 |
| 1985 | 3-4 | 3-3 | 6-7 | 2001 | 4-5 | 5-5 | 9-10 | Totals | 178-169 | 163-184 | 341-353 |
| 1986 | 2-4 | 1-6 | 3-10 | 2002 | 8-2 | 5-4 | 13-6 | | | | |
| 1987 | 3-4 | 3-3 | 6-7 | 2003 | 8-1 | 7-3 | 15-4 | | | | |

TORONTO BLUE JAYS



American League East

Rogers Centre

1 Blue Jays Way, Suite 3200

Toronto, Ontario M5V 1J1

Switchboard: (416) 341-1000

Press Box: (416) 341-1178

Media Relations: (416) 341-1303

Media Relations FAX: (416) 341-1250

Vice Chairman, Rogers Communications Inc Phil Lind
 Chairman, Toronto Blue Jays Edward Rogers
 President and Chief Executive Officer Mark Shapiro
 Executive V.P. of Baseball Operations & General Manager Ross Atkins
 Manager John Gibbons

555-541 (8 seasons)

Vice President, Baseball Media Jay Stenhouse (416) 341-1248

Manager, Baseball Information Mal Romanin (416) 341-1249

Coordinator, Baseball Information Erik Grosman (416) 341-1252

Director, Team Travel and Clubhouse Operations Mike Shaw (416) 341-1251

Stadium Rogers Centre

Capacity / Opened 49,286 / 1989

SERIES FACTS

Longest A's Winning Streak: 9, July 22, 1980-May 24, 1981

Longest Blue Jays Winning Streak: 8, June 18-September 15, 1982

Last A's Series Sweep at Oakland (3 games): July 31-August 2, 2000

Last A's Series Sweep at Oakland (4 games): July 3-6, 2014

Last A's Series Sweep at Toronto (3 games): April 8-10, 2008

Last A's Series Sweep at Toronto (4 games): None

Last Blue Jays Series Sweep at Oakland (3 games): August 30-September 1, 1993

Last Blue Jays Series Sweep at Oakland (4 games): None

Last Blue Jays Series Sweep at Toronto (3 games): August 11-13, 2015

Last Blue Jays Series Sweep at Toronto (4 games): August 4-7, 2008

Most Runs in a Game by Oakland: 17 (twice), last: August 24, 2003 (17-2)

Most Runs in a Game by Toronto: 18, July 29, 1995 (18-11)

Widest Margin of Victory by Oakland: 16, July 25, 2012 (16-0)

Widest Margin of Victory by Toronto: 12 (twice), last: May 29, 2008 (12-0)

SERIES BREAKDOWN

| | W | L | PCT. |
|-------------------------------|------------|------------|-------------|
| OAK vs. Blue Jays (1977-2016) | 215 | 190 | .531 |
| Totals | 215 | 190 | .531 |
| at the Coliseum | 107 | 96 | .527 |
| at Rogers Centre | 67 | 60 | .528 |

2017 SCHEDULE

| Dates | Site | Times |
|------------|------|------------------------|
| June 5-7 | OAK | 7:05, 7:05, 12:35 |
| July 24-27 | TOR | 4:07, 4:07, 4:07, 9:37 |

2016 RECAP

| Date | H-A | W-L | Score | Winner | Loser |
|---------------|------------|--------------|-------|-----------|---------|
| 4/22 | A | W | 8-5 | Gray | Sanchez |
| 4/23 | A | L | 3-9 | Happ | Bassitt |
| 4/24 | A | L | 3-6 | Hutchison | Surkamp |
| 7/15 | H | W | 8-7 | Dull | Cecil |
| 7/16 | H | W | 5-4 | Gray | Dickey |
| 7/17 | H | L | 3-5 | Grilli | Axford |
| Totals | 3-3 | 30-36 | | | |

YEAR-BY-YEAR SERIES RESULTS

| Year | Home | Road | Totals | Year | Home | Road | Totals | Year | Home | Road | Totals |
|------|------|------|--------|------|------|------|--------|---------------|----------------|---------------|----------------|
| 1977 | 2-3 | 5-0 | 7-3 | 1992 | 3-3 | 3-3 | 6-6 | 2007 | 2-4 | 3-0 | 5-4 |
| 1978 | 5-0 | 2-4 | 7-4 | 1993 | 1-5 | 4-2 | 5-7 | 2008 | 1-2 | 3-4 | 4-6 |
| 1979 | 2-4 | 2-4 | 4-8 | 1994 | 2-1 | 3-0 | 5-1 | 2009 | 2-4 | 1-2 | 3-6 |
| 1980 | 4-2 | 4-2 | 8-4 | 1995 | 2-3 | 1-4 | 3-7 | 2010 | 2-1 | 1-3 | 3-4 |
| 1981 | 6-0 | 4-2 | 10-2 | 1996 | 1-5* | 3-3 | 4-8 | 2011 | 2-2 | 3-3 | 5-5 |
| 1982 | 0-6 | 3-3 | 3-9 | 1997 | 4-1 | 2-4 | 6-5 | 2012 | 3-3 | 2-1 | 5-4 |
| 1983 | 4-2 | 2-4 | 6-6 | 1998 | 3-3 | 2-3 | 5-6 | 2013 | 1-2 | 3-1 | 4-3 |
| 1984 | 2-4 | 2-4 | 4-8 | 1999 | 2-2 | 6-0 | 8-2 | 2014 | 4-0 | 0-3 | 4-3 |
| 1985 | 2-4 | 3-3 | 5-7 | 2000 | 4-2 | 3-1 | 7-3 | 2015 | 1-2 | 0-3 | 1-5 |
| 1986 | 5-1 | 3-3 | 8-4 | 2001 | 2-1 | 4-2 | 6-3 | 2016 | 2-1 | 1-2 | 3-3 |
| 1987 | 3-3 | 4-2 | 7-5 | 2002 | 3-3 | 0-3 | 3-6 | Totals | 107-98* | 108-92 | 215-190 |
| 1988 | 3-3 | 6-0 | 9-3 | 2003 | 2-1 | 3-1 | 5-2 | | | | |
| 1989 | 4-2 | 3-3 | 7-5 | 2004 | 4-2 | 2-1 | 6-3 | | | | |
| 1990 | 2-4 | 5-1 | 7-5 | 2005 | 4-3 | 1-2 | 5-5 | | | | |
| 1991 | 3-3 | 3-3 | 6-6 | 2006 | 3-1 | 3-3 | 6-4 | | | | |

*includes 0-2 in Las Vegas

ATLANTA BRAVES



National League East
 SunTrust Park
 755 Battery Avenue, SE
 Atlanta, GA 30339
Switchboard: TBD
FAX: TBD
Press Box: (404) 614-1463

Chairman and CEO Terence McGuirk
 Vice Chairman John Schuerholz
 President, Baseball Operations John Hart
 General Manager John Coppolella
 Manager Brian Snitker
 59-65 (1 season)
 Senior Director, Media Relations Brad Hainje (404) 614-1307
 Senior Manager, Media Relations Adrienne Midgley (404) 614-1556
 Team Travel Manager Josh Hall (404) 614-1497
 Stadium SunTrust Park
 Capacity / Opened 41,149 / 2017

SERIES FACTS

Longest A's Winning Streak: 1 (four times), last: May 17, 2008
 Longest Braves Winning Streak: 4, May 18, 2008-present
 Last Braves Series Sweep at Atlanta (3 games): August 15-17, 2014
 Most Runs in a Game by Oakland: 11, June 12, 2005 (11-5)
 Most Runs in a Game by Atlanta: 11, June 11, 2003 (11-6)
 Widest Margin of Victory by Oakland: 6, June 12, 2005 (11-5)
 Widest Margin of Victory by Atlanta: 5 (twice), last: August 15, 2014 (7-2)

SERIES BREAKDOWN

| | W | L | PCT. |
|--------------------------|----------|----------|-------------|
| OAK vs. Braves (2003-14) | 4 | 8 | .333 |
| Totals | 4 | 8 | .333 |
| at the Coliseum | 1 | 2 | .333 |
| at Turner | 3 | 6 | .333 |

2017 SCHEDULE

| Dates | Site | Times |
|----------------|------|------------------|
| June 30-July 2 | OAK | 7:05, 1:05, 1:05 |

YEAR-BY-YEAR SERIES RESULTS

| Year | Home | Road | Totals |
|---------------|------------|------------|------------|
| 2003 | 1-2 | 0-0 | 1-2 |
| 2005 | 0-0 | 2-1 | 2-1 |
| 2008 | 0-0 | 1-2 | 1-2 |
| 2014 | 0-0 | 0-3 | 0-3 |
| Totals | 1-2 | 3-6 | 4-8 |

MIAMI MARLINS



National League East
 Marlins Park
 501 Marlins Way
 Miami, FL 33125
Switchboard: (305) 480-1300
Press Box: (305) 480-3631
FAX: (305) 480-3013

Owner and CEO Jeffrey H. Loria
 President, Baseball Operations Michael Hill
 Manager Don Mattingly
 525-445 (6 seasons)
 79-82 (1 season with Miami)
 Senior Director, Communications Matt Roebuck (305) 480-1387
 Director, Publications & Baseball Info Marty Sewell (305) 480-1389
 Director, Team Travel Manny Colon (305) 480-2313
 Stadium Marlins Park
 Capacity / Opened 37,422 / 2012

SERIES FACTS

Longest A's Winning Streak: 3, June 27, 2014-present
 Longest Marlins Winning Streak: 2, June 29-30, 2011
 Last A's Series Sweep at Miami (3 games): June 27-29, 2014
 Most Runs in a Game by Oakland: 9, June 27, 2014 (9-5)
 Most Runs in a Game by Miami: 13, June 3, 2003 (13-2)
 Widest Margin of Victory by Oakland: 6, June 22, 2008 (7-1)
 Widest Margin of Victory by Miami: 11, June 3, 2003 (13-2)

SERIES BREAKDOWN

| | W | L | PCT. |
|---------------------------|----------|----------|-------------|
| OAK vs. Marlins (2003-14) | 7 | 5 | .583 |
| Totals | 7 | 5 | .583 |
| at the Coliseum | 3 | 3 | .500 |
| at Marlins Park | 3 | 3 | 01.000 |

2017 SCHEDULE

| Dates | Site | Times |
|------------|------|-------------|
| May 23-24 | OAK | 7:05, 12:35 |
| June 13-14 | MIA | 4:10, TBD |

YEAR-BY-YEAR SERIES RESULTS

| Year | Home | Road | Totals |
|---------------|------------|------------|------------|
| 2003 | 0-0 | 1-2 | 1-2 |
| 2008 | 2-1 | 0-0 | 2-1 |
| 2011 | 1-2 | 0-0 | 1-2 |
| 2014 | 0-0 | 3-0 | 3-0 |
| Totals | 3-3 | 4-2 | 7-5 |

NEW YORK METS



National League East
Citi Field
126th Street
Flushing, NY 11368

Switchboard: (718) 507-METS
Press Box: (718) 507-METS ext. 4518/4505
Media Relations: (718) 565-4330
Media Relations FAX: (718) 507-6395

Chairman of the Board & CEO Fred Wilpon
President Saul Katz
General Manager Sandy Alderson
Manager Terry Collins
925-925 (12 seasons)
481-491 (6 seasons with New York)
Vice President, Media Relations Jay Horwitz (718) 565-4330
Director, Media Relations Ethan Wilson (718) 803-4027
Director, Team Travel Brian Small (718) 803-4085
Stadium Citi Field
Capacity / Opened 41,922 / 2009

SERIES FACTS

Longest A's Winning Streak: 2 (twice), last: June 25-August 19, 2014
Longest Mets Winning Streak: 4, June 16, 2005-June 24, 2007
Last Mets Series Sweep at New York (3 games): June 22-24, 2007
Most Runs in a Game by Oakland: 8, June 25, 2014 (8-5)
Most Runs in a Game by New York: 10 (twice), last: June 24, 2014 (10-1)
Widest Margin of Victory by Oakland: 5, June 14, 2005 (5-0)
Widest Margin of Victory by New York: 9, June 24, 2014 (10-1)

SERIES BREAKDOWN

| | W | L | PCT. |
|------------------------|----------|----------|-------------|
| OAK vs. Mets (2005-14) | 5 | 8 | .385 |
| Totals | 5 | 8 | .385 |
| at the Coliseum | 3 | 2 | .600 |
| at Citi Field | 2 | 3 | .400 |

2017 SCHEDULE

| Dates | Site | Times |
|------------|------|-------------------|
| July 21-23 | NYM | 4:10, 4:10, 10:10 |

YEAR-BY-YEAR SERIES RESULTS

| Year | Home | Road | Totals |
|---------------|------------|------------|------------|
| 2005 | 2-1 | 0-0 | 2-1 |
| 2007 | 0-0 | 0-3 | 0-3 |
| 2011 | 0-0 | 1-2 | 1-2 |
| 2014 | 1-1 | 1-1 | 2-2 |
| Totals | 3-2 | 2-6 | 5-8 |

PHILADELPHIA PHILLIES



National League East
Citizens Bank Park
One Citizens Bank Way
Philadelphia, PA 19148

Switchboard: (215) 463-6000
Press Box: (215) 218-5468
Media Relations: (215) 463-6000
Media Relations FAX: (215) 389-3050

Managing Partner John Middleton
President Andy McPhail
Vice President & General Manager Matt Klentak
Manager Pete Mackanin
161-195 (4 seasons)
108-142 (2 seasons with Philadelphia)
Director, Baseball Communications Greg Casterioto (215) 218-5297
Coordinator, Baseball Communications Craig Hughner (215) 218-5248
Director, Team Travel Frank Coppenbarger (215) 218-5393
Stadium Citizens Bank Park
Capacity / Opened 43,651 / 2004

SERIES FACTS

Longest A's Winning Streak: 3, June 18, 2005-June 24, 2008
Longest Phillies Winning Streak: 3, June 8, 2003-June 17, 2005
Most Runs in a Game by Oakland: 8, September 21, 2014 (8-6)
Most Runs in a Game by Philadelphia: 8, June 8, 2003 (8-3)
Widest Margin of Victory by Oakland: 5, June 26, 2008 (5-0)
Widest Margin of Victory by Philadelphia: 6, June 8, 2003 (7-1)

SERIES BREAKDOWN

| | W | L | PCT. |
|----------------------------|----------|----------|-------------|
| OAK vs. Phillies (2003-14) | 8 | 7 | .533 |
| Totals | 8 | 7 | .533 |
| at the Coliseum | 6 | 3 | .667 |
| at Citizens Bank Park | 1 | 2 | .333 |

2017 SCHEDULE

| Dates | Site | Times |
|-------------|------|-------------------|
| Sept. 15-17 | PHI | 4:05, 4:05, 10:35 |

YEAR-BY-YEAR SERIES RESULTS

| Year | Home | Road | Totals |
|---------------|------------|------------|------------|
| 2003 | 0-0 | 1-2 | 1-2 |
| 2005 | 2-1 | 0-0 | 2-1 |
| 2008 | 2-1 | 0-0 | 2-1 |
| 2011 | 0-0 | 1-2 | 1-2 |
| 2014 | 2-1 | 0-0 | 2-1 |
| Totals | 6-3 | 2-4 | 8-7 |

SAN FRANCISCO GIANTS



National League West

AT&T Park

24 Willie Mays Plaza

San Francisco, CA 94107

Switchboard: (415) 972-2000

Press Box: (415) 972-2450/2451

Media Relations: (415) 972-2445

Media Relations FAX: (415) 947-2800

President and Chief Executive OfficerLaurence M. Baer

Executive Vice President, Baseball OperationsBrian R. Sabean

Senior Vice President, General ManagerBobby Evans

ManagerBruce Bochy

1789-1757 (22 seasons)

838-782 (10 seasons with San Francisco)

Senior Director, Broadcast Communications and Media Operations
Maria Jacinto (415) 972-2447

Senior Director, Media RelationsMatt Chisholm (415) 972-2441

Media Relations ManagerLiam Connolly (415) 972-2448

Senior Director, Team Travel and Home Clubhouse Manager.....
Bret Alexander

StadiumAT&T Park

Capacity / Opened41,915 / 2000

SERIES FACTS

Longest A's Winning Streak: 7, June 8, 2007-June 27, 2008

Longest Giants Winning Streak: 6, June 11, 2010-May 22, 2011

Last A's Series Sweep at Oakland (2 games): July 7-8, 2014

Last A's Series Sweep at Oakland (3 games): June 17-19, 2011

Last A's Series Sweep at San Francisco (2 games): June 27-28, 2016

Last A's Series Sweep at San Francisco (3 games): June 13-15, 2008

Last Giants Series Sweep at Oakland (2 games): June 22-23, 1998

Last Giants Series Sweep at Oakland (3 games): None

Last Giants Series Sweep at San Francisco (3 games): July 24-26, 2015

Most Runs in a Game by Oakland: 16, June 26, 2005 (16-0)

Most Runs in a Game by San Francisco: 18, June 4, 2000 (18-2)

Widest Margin of Victory by Oakland: 16, June 26, 2005 (16-0)

Widest Margin of Victory by San Francisco: 16, June 4, 2000 (18-2)

SERIES BREAKDOWN

| | W | L | PCT. |
|----------------------------|-----------|-----------|-------------|
| OAK vs. Giants (1997-2016) | 57 | 53 | .518 |
| Totals | 57 | 53 | .518 |
| at the Coliseum | 33 | 22 | .600 |
| at AT&T Park | 20 | 28 | .417 |

2017 SCHEDULE

| Dates | Site | Times |
|----------------|------|------------|
| July 31-Aug. 1 | OAK | 7:05, 7:05 |
| Aug. 2-3 | SF | 7:15, 7:15 |

2016 RECAP

| Date | H-A | W-L | Score | Winner | Loser |
|---------------|------------|--------------|-------|-----------|------------|
| 6/27 | A | W | 8-3 | Mengden | Samardzija |
| 6/28 | A | W | 13-11 | Neal | Lopez |
| 6/29 | H | W | 7-1 | Manaea | Peavy |
| 6/30 | H | L | 6-12 | Bumgarner | Overton |
| Totals | 3-1 | 34-27 | | | |

YEAR-BY-YEAR SERIES RESULTS

| Year | Home | Road | Totals | Year | Home | Road | Totals | Year | Home | Road | Totals |
|------|------|------|--------|------|------|------|--------|---------------|--------------|--------------|--------------|
| 1997 | 1-1 | 1-1 | 2-2 | 2004 | 1-2 | 2-1 | 3-3 | 2011 | 3-0 | 0-3 | 3-3 |
| 1998 | 0-2 | 2-0 | 2-2 | 2005 | 3-0 | 1-2 | 4-2 | 2012 | 1-2 | 1-2 | 2-4 |
| 1999 | 2-1 | 1-2 | 3-3 | 2006 | 1-2 | 2-1 | 3-3 | 2013 | 2-0 | 1-1 | 3-1 |
| 2000 | 2-1 | 1-2 | 3-3 | 2007 | 2-1 | 3-0 | 5-1 | 2014 | 2-0 | 1-1 | 3-1 |
| 2001 | 2-1 | 0-3 | 2-4 | 2008 | 1-2 | 3-0 | 4-2 | 2015 | 1-2 | 0-3 | 1-5 |
| 2002 | 2-1 | 2-1 | 4-2 | 2009 | 1-2 | 0-3 | 1-5 | 2016 | 1-1 | 2-0 | 3-1 |
| 2003 | 2-1 | 1-2 | 3-3 | 2010 | 3-0 | 0-3 | 3-3 | Totals | 33-22 | 24-31 | 57-53 |

WASHINGTON NATIONALS



National League East
Nationals Park
1500 South Capitol St., SE
Washington, DC 20003
Switchboard: (202) 640-7000
Press Box: (202) 640-7710
FAX: (202) 640-7999

Managing Principal Owner Theodore N. Lerner
President of Baseball Operations and General Manager Mike Rizzo
Manager Dusty Baker
1766-1571 (21 seasons)
95-67 (1 season with Washington)
Senior Director, Communications Amanda Comak (202) 640-7417
Senior Manager, Communications Kyle Brostowitz (202) 640-7439
Vice President, Clubhouse Operations and Team Travel . Rob McDonald
Stadium Nationals Park
Capacity / Opened 41,506 / 2008

SERIES FACTS

Longest A's Winning Streak: 3, May 9, 2014-present
Longest Nationals Winning Streak: 3, June 7-9, 2005
Last A's Series Sweep at Oakland (3 games): May 9-11, 2014
Last Nationals Series Sweep at Washington (3 games): June 7-9, 2005
Most Runs in a Game by Oakland: 9, May 11, 2014 (9-1)
Most Runs in a Game by Washington: 7, June 8, 2005 (7-2)
Widest Margin of Victory by Oakland: 8 (twice), last: May 11, 2014 (9-1)
Widest Margin of Victory by Washington: 5, June 8, 2005 (7-2)

SERIES BREAKDOWN

| | W | L | PCT. |
|------------------------------|----------|----------|-------------|
| OAK vs. Expos (2003) | 3 | 0 | 1.000 |
| OAK vs. Nationals (2005-14) | 3 | 3 | .500 |
| Totals | 6 | 3 | .667 |
| at the Coliseum (since 2005) | 3 | 0 | 1.000 |
| at Nationals Park | 0 | 0 | — |

2017 SCHEDULE

| Dates | Site | Times |
|----------|------|------------------|
| June 2-4 | OAK | 7:05, 1:05, 1:05 |

YEAR-BY-YEAR SERIES RESULTS

| Year | Home | Road | Totals |
|---------------|------------|------------|------------|
| 2005 | 0-0 | 0-3 | 0-3 |
| 2014 | 3-0 | 0-0 | 3-0 |
| Totals | 3-0 | 0-3 | 3-3 |

THE A'S ELEPHANT

After helping form the American League in 1901, New York Giants manager John McGraw dismissed the A's with contempt by calling them "The White Elephants," implying Connie Mack should not be allowed to spend money without supervision. Mack defiantly adopted the White Elephant as the team insignia and in 1902, the Athletics won their first American League pennant.


The White Elephant remained the team's mascot and later that decade, made its first appearance on the A's team sweaters. In 1918, the Elephant saw its first game action when Mack had the pachyderm symbol (in blue with a white "A" inside) placed on the left sleeve of every player.

By 1920, Mack had fully adopted the Elephant as the team's symbol. The traditional "A" on front of the team's jersey was replaced by a blue elephant logo. After a few poor seasons, Mack decided change was in order. So, in 1924, the blue elephant was replaced by the traditional white elephant on the team's jersey and the A's played better ball for the next few years.

In 1928, Mack decided the elephant had worn out its brief welcome on the A's jersey fronts and replaced the logo with the familiar "A" on the uniform. The A's went on to win two World Championships and an AL crown in the next three years, although the resurgence was probably due more to the additions of Foxx, Simmons, Grove and Cochrane than the elephant's absence.

That was the last year for the elephant on the A's uniform until 1955, when the A's, now in Kansas City, added the patch to their uniform sleeves. However, when Charlie Finley purchased the team in the early 1960's, the elephant was once again sent packing and replaced by, of all animals, a mule.

Prior to the 1988 season, the A's brought back a new, more aggressive A's Elephant. In 1995, the traditional A's elephant was reincorporated into many of the team's promotional items and publications and is now a prominent feature on the A's uniform.




95.7 FM

THE GAME

**OFFICIAL RADIO HOME
OF THE OAKLAND ATHLETICS**



WWW.957THEGAME.COM



Ryon Healy (top) was named the A's Organization Hitter of the Year in 2016 while Daniel Mengden earned Pitcher of the Year honors.

PLAYER DEVELOPMENT

ATHLETICS MINOR LEAGUE DIRECTORY

SCOUTING DIRECTORY

| | |
|--|--|
| Assistant General Manager | Dan Kantrowitz |
| Assistant General Manager/Professional Scouting and Player Personnel | Dan Feinstein |
| Assistant General Manager, Director of Player Personnel | Billy Owens |
| Director of Scouting | Eric Kubota |
| Director of Latin American Operations | Raymond Abreu |
| Assistant Director of Scouting | Michael Holmes |
| Coordinator of Latin American Scouting | Julio Franco |
| Professional Scouts | Jeff Bittiger, Dan Freed, Trevor Ryan, Will Schock, Steve Sharpe, Tom Thomas, Mike Ziegler |
| West Coast Supervisor | Scott Kidd |
| Midwest Supervisor | Armann Brown |
| East Coast Supervisor | Marc Sauer |
| Scouting Assistant | Ben Lowry |

PLAYER DEVELOPMENT DIRECTORY

| | |
|--|-------------------------------|
| Director of Player Development | Keith Lieppman |
| Director of Minor League Operations | Ted Polakowski |
| Coordinator of Instruction | Ed Sprague |
| Director of Baseball Administration | Pamela Pitts |
| Executive Assistant of Baseball Operations | Betty Shinoda |
| Minor League Hitting Coordinator | Jim Eppard |
| Minor League Pitching Coordinator | Gil Patterson |
| Minor League Pitching Rehab Coordinator | Craig Lefferts |
| Minor League Defensive Coordinator | Juan Navarrete |
| Traveling Instructor | Steve Scarsons |
| Spring Training Coordinator | Aaron Nieckula |
| Senior Coordinator of Medical Services | Larry Davis |
| Minor League Medical Coordinator | Nate Brooks |
| Minor League Rehab Coordinator | Travis Tims |
| Minor League Strength and Conditioning Coordinator | A.J. Seeliger |
| Major and Minor League Coordinator of EAP Services | Dr. Marc Strickland |
| Coordinator of Educational and Cultural Programs | Kelvin Todd |
| Arizona Clubhouse Manager | James Gibson |
| Arizona Assistant Clubhouse Managers | Thomas Miller, Chad Yaconetti |
| Arizona Groundskeeper | Chad Huss |
| Administrative Assistant Player Development | Nancy Moriuchi |

TERRITORIAL SCOUTS

| Name | Territory | Resides |
|-----------------|---|---------------------|
| Anthony Aloisi | Southern California | Laguna Niguel, CA |
| Neil Avent | North Carolina, South Carolina | Greensboro, NC |
| Jermaine Clark | Northern California, Northern Nevada | Discovery Bay, CA |
| Jim Coffman | Washington, Idaho, Oregon, Montana, Western Canada | Portland, OR |
| Steve Cohen | South and West Texas | Spring, TX |
| Craig Conklin | Southern California | Malibu, CA |
| Scott Cousins | Arizona, Colorado, Southern Nevada, New Mexico, Utah, Wyoming | Scottsdale, AZ |
| Matt Higginson | Canada, Western New York, Pennsylvania | Burlington, ON |
| Kevin Mello | Illinois, Iowa, Minnesota, E. Missouri, North Dakota, South Dakota, Wisconsin, Central Canada | Chicago, IL |
| Kelcey Mucker | Alabama, Louisiana, Mississippi, North Florida | Baton Rouge, LA |
| Chris Reilly | Oklahoma, North Texas | Dallas, TX |
| Trevor Schaffer | Florida | Belleair, FL |
| Al Skorupa | Kansas, Nebraska, Western Missouri, Arkansas | Topeka, KS |
| Rich Sparks | Indiana, Kentucky, Michigan, Ohio | Macomb Township, MI |
| Jemel Spearman | Georgia | Cumming, GA |
| Dillon Tung | DC, Maryland, Virginia, West Virginia, Tennessee | Nashville, TN |
| Ron Vaughn | New Jersey, Delaware, Maryland, New England, Eastern New York | Windsor, CT |

INTERNATIONAL SCOUTS

| Territory | Name |
|--------------------|--|
| Dominican Republic | Juan Carlos De La Cruz, Angel Eusebio, Pablo Marmol, Amaury Reyes |
| Venezuela | Ruben Barradas, Andri Garcia, Oswaldo Troconis, Juan Carlos Villanueva |
| Panama/Nicaragua | Juan Mosquera |
| Colombia | Tito Quintero |
| South Korea | Lewis Kim |
| Taiwan | Adam Hislop |

ATHLETICS SCOUTING ASSIGNMENTS



Anthony Aloisi
Southern CA



Neil Avent
NC, SC



Jeff Bittiger
Professional Scout



Armann Brown
Midwest Supervisor



Jermaine Clark
No CA, No NV



Jim Coffman
WA, ID, OR, MT,
Western Canada



Steve Cohen
South and West TX



Craig Conklin
Southern CA



Scott Cousins
AZ, CO, So. NV,
NM, UT, WY



Dan Freed
Professional Scout



Matt Higginson
Canada, Western
NY, PA



Michael Holmes
Assistant Director
of Scouting



Scott Kidd
West Coast
Supervisor



Kevin Mello
IL, IA, MN, E MO, ND,
SD, WI, Cent Canada



Kelcey Mucker
AL, LA, MS, No. FL



Chris Reilly
OK, North TX



Trevor Ryan
Professional Scout



Marc Sauer
East Coast
Supervisor



Trevor Schaffer
FL



Will Schock
Professional Scout



Steve Sharpe
Professional Scout



Al Skorupa
KS, NE, W. MO,
AR



Rich Sparks
IN, KY, MI, OH



Jemel Spearman
GA



Tom Thomas
Professional Scout



Dillon Tung
DC, MD, VA,
WV, TN



Ron Vaughn
NJ, DE, MD, New
England, E. NY



Mike Ziegler
Professional Scout

ATHLETICS MINOR LEAGUE AFFILIATES

NASHVILLE SOUNDS (TRIPLE-A)

First Tennessee Park
19 Junior Gilliam Way
Nashville, TN 37219
(615) 690-4487
FAX: 256-5684



www.nashvillesounds.com

League: Pacific Coast League

Principal Owner/CEO: Frank Ward

Chief Operating Officer: Adam Nuse

Media Relations: Chad Seely

chads@nashvillesounds.com; (615) 515-1107

Manager: Ryan Christenson

Pitching Coach: Rick Rodriguez

Hitting Coach: Eric Martins

Athletic Trainer: Brad LaRosa

Strength and Conditioning: Henry Torres

MIDLAND ROCKHOUNDS (DOUBLE-A)

Security Bank Ballpark
5514 Champions Drive
Midland, TX 79706
(432) 520-2255
FAX: 520-8326



www.midlandrockhounds.org

League: Texas League

Principal Owners: Miles Prentice, Bob Richmond

President: Miles Prentice

General Manager: Monty Hoppel

Media Relations: Frank Longobardo

flongobardo@midlandrockhounds.org; (432) 520-2255

Manager: Fran Riordan

Pitching Coach: Don Schulze

Hitting Coach: Brian McArn

Athletic Trainer: Justin Whitehouse

Strength and Conditioning: Matt Rutledge

STOCKTON PORTS (SINGLE-A)

Banner Island Ballpark
404 West Fremont Street
Stockton, CA 95203
(209) 644-1900
FAX: 644-1931



www.stocktonports.com

League: California League

Chairman/CEO: Tom Volpe

President: Pat Filippone

General Manager: Bryan Meadows

Media Relations: Allie Bakalar

abakalar@stocktonports.com; (209) 644-1953

Manager: Rick Magnante

Pitching Coach: Steve Connely

Hitting Coach: Tommy Everidge

Athletic Trainer: Shane Zdebiak

Strength and Conditioning: Sean Doran

BELOIT SNAPPERS (SINGLE-A)

Pohlman Field
2301 Skyline Drive
Beloit, WI 53511
(608) 362-2272
FAX: 362-0418



www.snappersbaseball.com

League: Midwest League

President: Dennis Conerton

General Manager: Seth Florid

Media Relations: Garrett Mansfield

gmansfield@snappersbaseball.com; (608) 362-2272

Manager: Scott Steinmann

Pitching Coach: Carlos Chavez

Hitting Coach: Juan Dilone

Athletic Trainer: Brian Thorson

Strength and Conditioning: Omar Aguilar

VERMONT LAKE MONSTERS (SHORT A)

Centennial Field
1 King Street Ferry Dock
Burlington, VT 05401
(802) 655-4200
FAX: 655-5660



www.vermontlakemonsters.com

League: New York-Penn League

Principal Owner/President: Ray Pecor

Vice President: Kyle Bostwick

General Manager: Joe Doud

Media Relations: Paul Stanfield

paul.lakemonsters@hotmail.com; (802) 363-8586

Manager: Aaron Nieckula

Pitching Coach: Bryan Corey

Hitting Coach: Lloyd Turner

Athletic Trainer: Toshi Nagahara

Strength and Conditioning: J.D. Howell

ARIZONA A'S (ROOKIE)

Lew Wolff Training
Complex at Fitch Park
Mesa, AZ 85201
(480) 387-5800
FAX: TBA



League: Arizona League

Manager: Webster Garrison

Pitching Coach: Gabriel Ozuna

Hitting Coach: Ruben Escalera

Athletic Trainer: Chris Lessner

Strength Coach: Terence Brannic

MINOR LEAGUE FIELD STAFF

JIM EPPARD

Minor League Hitting Coordinator

Originally drafted by the A's in the 13th round of the 1982 draft out of Cal, Jim Eppard rejoined the A's in 2016 as the organization's minor league hitting coordinator. Prior to that, he spent two seasons as assistant hitting coordinator for Los Angeles (AL) after serving as the club's hitting coach from May 15, 2012 through the end of the 2013 season. Before coaching the big league squad, he served as hitting coach at Triple-A Salt Lake for nine-plus seasons from 2003-12. Prior to joining the Angels organization, he spent eight seasons in the Rockies' minor league system as hitting coach for Triple-A Colorado Springs (2000-02) and as manager at three different Rockies affiliates from 1995-99.

As a player, he spent 12 years in pro baseball, including four as a Major League player with the Angels and Blue Jays. He hit .281 in 82 career Major League games and is a lifetime .310 hitter in 1,199 minor league games, winning four minor league batting titles in four different leagues.

Jim lives in Rapid City, South Dakota with his wife Lou Ann. They have a daughter, Hannah.



GIL PATTERSON

Minor League Pitching Coordinator

Gil Patterson returns for his second season of his third stint as the A's minor league pitching instructor after spending the last three seasons in similar roles with the New York Yankees (2013-15). He previously held this position with the A's in 1996 and from 2008-12. Prior to his second stint with the A's, he spent three years coaching in the Yankees minor league system with the GCL Yankees (2006-07) and Triple-A Columbus (2005).

He also has served as Toronto's bullpen coach in 2001 and its pitching coach from 2002-04, after serving as the Arizona minor league pitching coordinator from 1997-2000. Patterson originally joined the Oakland organization in 1991, coaching in the Arizona Rookie League in Scottsdale. He coached for the A's Single-A affiliate in Madison from 1992-93, Single-A West Michigan in 1994 and the Rookie League Scottsdale A's in 1995 before his first stint as the roving minor league pitching instructor in 1996.

He began his coaching career at Triple-A Columbus and Single-A Oneonta with the New York Yankees organization in 1984. Patterson was the Yankees first selection of the secondary phase of the 1975 June draft. He made his professional debut that year with Single-A Oneonta, leading the New York-Penn League in strikeouts (97). Patterson tossed a no-hitter on June 28, 1976 with Double-A West Haven before being promoted to Triple-A Syracuse. He opened the 1977 season in Syracuse before making his Major League debut with the Yankees at age 21. He appeared in 10 games (six starts) with the eventual World Series champions in 1977 while posting a 1-2 record and 5.45 ERA.

Patterson suffered a torn rotator cuff and spent considerable time on the disabled list in 1978 and 1979. He pitched in the Yankees minor league system in 1980-81 and the San Francisco Giants organization in 1982 before having career-ending Tommy John surgery following spring training in 1983. In total, Patterson underwent eight operations during his career.


Patterson makes his offseason home in Odessa, Fla. with his wife, Jan. The couple has four children — Brandy, Raquel, Kyle and G.T.



JUAN NAVARRETE

Minor League Defensive Coordinator

Juan Navarrete is in his first season as the A's minor league defensive coordinator after spending two seasons as the minor league defensive, baserunning and bunting coordinator, 12 seasons as minor league roving infield instructor and two years as minor league roving hitting instructor. Navarrete spent the previous seven seasons as a minor league manager and compiled a 390-338 (.536) record during that span. In his first two seasons as a manager for the A's Arizona Rookie League team (1995-97), he earned manager and co-manager of the year honors after guiding the team to first- and second-place finishes,



Minor League Field Staff, continued

respectively. Navarrete was promoted to Single-A Modesto in 1998 and took over the managerial duties at Single-A Visalia in 1999, where he guided the Oaks to playoff appearances in two of his three seasons.

A former infielder, Navarrete's playing career spanned 21 years (1970-90). He spent the majority of his career with the Saltillo Saraperos of the Mexican League as a player (1970-71; 78-82) and as a player-manager (1983-85). Navarrete was an eight-time all-star and a member of Saltillo's 1980 championship squad. He also played six seasons in the Montreal organization (1972-77). Navarrete spent his winters in the Mexican-Pacific Winter League (1972-90) and is among the all-time leaders in various statistical categories. In 1998, Navarrete was inducted into the Mexican Baseball Hall of Fame.

Navarrete makes his home in Saltillo, Mexico with his wife, Maria, and two daughters, Airam and Ana.

ED SPRAGUE

Coordinator of Instruction

Entering his second season with the A's, Ed Sprague will be the Coordinator of Instruction this season after serving as a roving instructor in 2016.

Sprague previously served as head coach at the University of Pacific from 2004-15, during which time posted an overall record of 250-406. During his tenure, 21 of his players were selected in the Major League Baseball Draft, with multiple players currently active in the professional ranks. He guided Pacific to one of the best seasons in program history in 2010, finishing with a 31-23 overall record that included a new program record of 31 victories over Division I opponents.

In addition to his on-field success, he spearheaded the campaign to build an on-campus home field for the Tigers, with Klein Family Field opening on April 18, 2006.

After being drafted by Toronto in the first round of the 1988 draft out of Stanford, Sprague played 11 years in the Major Leagues with the Blue Jays, A's, Pirates, Padres, Red Sox, and Mariners. He was an integral part in the Blue Jays teams that won back-to-back World Series in 1992-93, and was named a National League All-Star in 1999 with the Pirates.

Sprague and his wife Kristen reside in Stockton, Calif. They have four children: daughters Payton and Paris, and sons Jed and John.



LARRY DAVIS

Senior Coordinator of Medical Services

Larry Davis begins his 45th season with the A's organization and his first as senior coordinator of medical services. He spent the previous nine seasons as coordinator of medical services. Davis oversees and administrates all health and injury issues throughout the organization.

Before his current post, Davis served 10 seasons (1998-2007) as the A's head trainer and 14 previous years (1984-97) as an assistant trainer for the big league club. A native of Tucson, Ariz., Davis attended the University of Arizona where he majored in physical education. He began his baseball career in 1973 as the head trainer, traveling secretary and equipment manager of the Tucson Toros, then Oakland's Triple-A affiliate. He remained in that capacity for 11 seasons as the affiliate moved to San Jose, Vancouver, Ogden and Tacoma.

Larry makes his home in Mesa, Ariz. with his wife, Suzi.



NATE BROOKS

Minor League Medical Coordinator

Nate Brooks enters his first season as the A's minor league medical coordinator after spending the past four seasons as the organization's minor league rehab coordinator. This is Brooks' 13th season in the A's organization, previously serving as the trainer for Single-A Stockton (2010-12), Single-A Kane County (2008-09), Short-Season Vancouver (2006-07), and the Rookie-Level Arizona A's (2005).



Brooks earned his undergraduate degree in exercise science from Murray State in 2002, and his master's degree in biomechanics from Auburn in 2005. He is a certified member of the National Athletic Trainers' Association.

Brooks resides in Phoenix with his wife, Sarah.

STEVE SCARSONE

Traveling Instructor



Steve Scarsone enters his first season as a traveling instructor after serving four seasons as the manager of the A's top minor league affiliate, including earning the Pacific Coast League's Manager of the Year Award last season.

Scarsone previously managed Midland (2011-12), Stockton (2010) and Kane County (2009) in the A's system, as well as Lancaster (2002) and South Bend (2001).

Scarsone played seven seasons as a Major League utility infielder with Philadelphia (1992), Baltimore (1992), San Francisco (1993-96), St. Louis (1997) and Kansas City (1999). He had his best season in 1995, batting .266 with 11 home runs and 29 RBI for the Giants. Scarsone was originally drafted by Philadelphia in the 2nd round of the 1986 draft. He played six seasons in the minors before making his Major League debut with the Phillies in 1992.

Scarsone makes his offseason home in Scottsdale, Ariz. with his wife, Becki. The couple has two children, a daughter, Leah, and son, Ty.

NASHVILLE SOUNDS STAFF

RYAN CHRISTENSON

Manager



Ryan Christenson enters his first season as Sounds manager after managing the Double-A Midland RockHounds in 2015-16, where he led the 'Hounds to Texas League titles in both seasons. He previously served for one season each in the same capacity with Stockton (2014) and Beloit (2013), leading both of those clubs to playoff appearances.

Christenson played parts of six seasons in the Major Leagues with the A's (1998-2001), Diamondbacks (2001), Brewers (2002) and Rangers (2003). An A's 10th-round pick in the 1995 draft, Christenson made his Major League debut with Oakland in 1998 and batted .257 in 117 games. He had a .222 batting average in 452 games in his career.

Christenson resides in Tyrone, Ga. with his wife, Micki, and children, Cassidy and Cameron.

MANAGERIAL RECORD

| Year | Team | League | Record | Finish |
|---------------|--------------|-------------------|----------------|---------|
| 2013 | Beloit (A) | Midwest League | 77-62 | 1st/3rd |
| 2014 | Stockton (A) | California League | 85-55 | 2nd/1st |
| 2015 | Midland (AA) | Texas League | 83-57 | 2nd/1st |
| 2016 | Midland (AA) | Texas League | 78-62 | 3rd/1st |
| Totals | | | 323-236 | |

2013 Playoffs: Defeated Clinton 2-0 in the first round of the Midwest League playoffs; defeated by Quad Cities 2-1 in the Midwest League semi-finals

2014 Playoffs: Defeated by Visalia, 2-0 in the first round of the California League playoffs

2015 Playoffs: Defeated Corpus Christi 3-1 in Texas League semifinals; defeated NW Arkansas 3-0 in Texas League Championship Series

2016 Playoffs: Defeated Corpus Christi 3-1 in the Texas League semifinals; defeated NW Arkansas 3-1 in Texas League Championship Series

RICK RODRIGUEZ

Pitching Coach

Rick Rodriguez returns for his second season of his fourth stint as pitching coach of the A's top affiliate after previously serving in that capacity from 2000-02, 2004-10, and 2013-14. He also served as pitching coach for Stockton in 2015, as Oakland's bullpen coach from 2011-12, and as the manager of Single-A Modesto in 2003.

This is his 33rd year in the A's organization, including seven seasons as a player and 24 as a minor league coach. Prior to becoming the pitching coach in Sacramento in 2000, he coached for the rookie-level Arizona League A's (1992), Short-Season Southern Oregon (1993-94), and Single-A Modesto (1995-99).

Rodriguez was originally selected by Oakland in the second round of the 1981 June draft and spent seven seasons with the A's organization, including two in the majors with Oakland. He went 1-2 with a 6.61 ERA in three starts in 1986 and 1-0 with a 2.96 ERA in 15 relief appearances in 1987. Rodriguez also pitched for Cleveland (1988) and San Francisco (1990) in his big league career, compiling a 3-4 record and 5.73 ERA in 31 games, including eight starts. His playing career concluded in 1991 when he made three appearances for Triple-A Phoenix in the Giants' farm system.

An East Bay native, Rodriguez was born in Oakland and graduated from Castro Valley High School in 1978. He attended Chabot Junior College in Hayward and the University of California, Riverside. Rodriguez was named to the Castro Valley Sports Hall of Fame in 2011.

Rodriguez currently resides in Folsom, Calif.



ERIC MARTINS

Hitting Coach

Eric Martins enters his second season as hitting coach for Triple-A Nashville after serving in the same capacity with Double-A Midland in 2015. From 2007-14, he served as an A's scout and was responsible for signing A.J. Griffin, Daniel Robertson, and 2014 first-round selection Matt Chapman, among others.

Originally a 17th round selection by the A's in 1994 out of Long Beach State, Martins played professionally for 11 seasons, including parts of four seasons with A's Triple-A affiliates. He was a part of the 1997 Edmonton team that captured the Pacific Coast League championship and the 1999 Vancouver team that won the Triple-A World Series.

Martins lives in Placentia, Calif.



BRAD LAROSA

Athletic Trainer

Brad LaRosa enters his 10th season as athletic trainer for the A's top minor league affiliate. He previously spent five seasons as an athletic trainer at the Double-A Level (three years with the St. Louis Cardinals organization, two years with the Florida Marlins).

LaRosa was named Pacific Coast League Athletic Trainer of the Year for the second time in 2016 (also 2012). He was named Texas League Athletic Trainer of the Year in 2006 and 2007, while taking home PBATS minor league athletic trainer of the year in 2007. He also worked the Futures Game in 2008.

LaRosa is a certified member of the National Athletic Trainers' Association (NATA) and the Illinois Athletic Trainers Association. He is licensed in Illinois and Missouri. LaRosa obtained his bachelors and masters degrees in kinesiology at Southern Illinois University at Edwardsville. LaRosa and his wife, Denise, have two daughters, Lydia and Emma, and make their home in Illinois.



MIDLAND ROCKHOUNDS STAFF

FRAN RIORDAN

Manager



Fran Riordan enters his first season as manager of Midland after serving in the same capacity at Single-A Beloit the last two seasons (2015-16). Prior to joining the A's organization, he spent four seasons as manager of the Florence Freedom of the Frontier League of Professional Baseball. He led the team to two playoff berths and is the all-time Frontier League leader in wins with 625.

Before joining Florence, Riordan managed the Northern League's Lake County Fielders (2010) and Kalamazoo Kings (2004-09), leading the Kings to the 2005 Frontier League title. He also served as a player-manager in the Frontier League from 2000-2002, leading the Richmond Roosters to back-to-back league championships in 2001 and 2002.

Riordan made his professional baseball debut in 1997 after playing collegiately at Allegheny College, and enjoyed a seven-year playing career. He resides in Buffalo, N.Y., with his wife, Cassie, and children, Brooke, Sadie and Trent.

MANAGERIAL RECORD

| Year | Team | League | Record | Finish |
|---------------|---------------|-------------------------------|----------------|---------|
| 2000 | Dubois County | Frontier League (Independent) | 35-47 | 5th |
| 2001 | Richmond | Frontier League (Independent) | 49-35 | 2nd |
| 2002 | Richmond | Frontier League (Independent) | 53-31 | 2nd |
| 2004 | Kalamazoo | Frontier League (Independent) | 51-45 | 3rd |
| 2005 | Kalamazoo | Frontier League (Independent) | 53-43 | 1st |
| 2006 | Kalamazoo | Frontier League (Independent) | 47-49 | 4th |
| 2007 | Kalamazoo | Frontier League (Independent) | 51-45 | 3rd |
| 2008 | Kalamazoo | Frontier League (Independent) | 60-36 | 1st |
| 2009 | Kalamazoo | Frontier League (Independent) | 58-38 | 1st |
| 2010 | Lake County | Northern League (Independent) | 41-59 | 7th |
| 2011 | Florence | Frontier League (Independent) | 39-57 | 6th |
| 2012 | Florence | Frontier League (Independent) | 57-39 | 2nd |
| 2013 | Florence | Frontier League (Independent) | 53-43 | 3rd |
| 2014 | Florence | Frontier League (Independent) | 41-55 | 5th |
| 2015 | Beloit (A) | Midwest League | 55-84 | 7th/5th |
| 2016 | Beloit (A) | Midwest League | 59-80 | 6th/8th |
| Totals | | | 802-786 | |

2005 Playoffs: Defeated Rockford 3 games to 1 in the semifinals; defeated Chillicothe 3 games to 2 in finals

2008 Playoffs: Defeated Gateway 3 games to 1 in the semifinals; defeated by Windy City 3 games to 0 in finals

2009 Playoffs: Defeated by Lake Erie 3 games to 2 in the semifinals

2012 Playoffs: Defeated Gateway 3 games to 2 in the semifinals; defeated by Southern Illinois 3 games to 1 in the finals

2013 Playoffs: Defeated by Schaumburg 3 games to 0 in the semifinals

DON SCHULZE

Pitching Coach



Don Schulze returns to Midland for his second stint as pitching coach and his 12th season overall as a coach in the A's system. A former first-round pick of the Chicago Cubs in 1980, Schulze began his coaching career with the A's rookie-level affiliate in 2006. Since then, he has served as the pitching coach with Kane County (2007-08), Stockton (2009-10), Midland (2011-14), Nashville (2015) and Beloit (2016).

The former Major League pitcher compiled a 15-25 record and 5.47 ERA while playing for the Cubs (1983-84), Indians (1984-86), Mets (1987), Yankees (1989) and Padres (1989). From 1990-92, Schulze pitched for the Orix Blue Wave in Japan. He then closed out his playing career in 1993 with Minnesota's Triple-A affiliate.

Schulze makes his offseason home in Dixon, Ill. with his wife, Jeanne, and daughters, Sarah and Madeline.

BRIAN MCARN

Hitting Coach

Brian McArn is in his second season of his third stint as Midland's hitting coach after serving in the same capacity with the RockHounds in 2004 and 2013. This year is his 20th season as a hitting coach in the A's system, having previously coached for Stockton (2011-12, 2014-15), Sacramento (2005-10), and the A's former Single-A affiliate in Modesto (1998-2003).

Prior to joining the A's organization, McArn spent one season as the hitting coach for the Single-A Vermont Expos in the New York-Penn League. McArn began his coaching career at American River Junior College in Sacramento, where he served as an assistant coach.

Selected in the 26th round of the 1991 June draft, McArn spent two seasons in the A's organization before injuries ended his career in 1992.

McArn makes his offseason home in Elk Grove, Calif.



JUSTIN WHITEHOUSE

Athletic Trainer

Justin Whitehouse returns for his 10th season with Double-A Midland, his 17th season in the A's organization. He previously spent five seasons with Single-A Kane County (2003-07) and two years with Single-A Visalia (2001-02). He was named Midwest League athletic trainer of the year in 2007.

Whitehouse earned his degree in health education at the University of Nevada at Reno and received his masters in physical education, with an emphasis in athletic training and biomechanics, at San Diego State. He interned with the San Francisco 49ers during spring and summer training camps in 1997 and 1998.

Originally from Stockton, Calif., Whitehouse resides in Reno, Nev. with his wife, Susan, and children, Cassandra and Lance.



STOCKTON PORTS STAFF

RICK MAGNANTE

Manager

Rick Magnante enters his third season as manager of Single-A Stockton after previously serving as manager of Single-A Beloit in 2014. Prior to the 2014 campaign, Magnante spent eight consecutive seasons managing A's short-season affiliates in Vermont (2011-13) and Vancouver (2006-10). This season will be his 14th overall as a minor league manager, having previously managed three seasons in the Detroit Tigers organization. He also served as the skipper of the South African national team in the 2006 World Baseball Classic.

In addition, Magnante served as an area scout for the A's from 1996-2013. He is credited with signing Barry Zito and Bobby Crosby, among other players. He was the recipient of the Southern California Scouts Association scout of the year award and the A's Dick Bogard Memorial Award in 2001 and 2003, respectively.

Magnante, who began his career in professional baseball with the Cleveland Indians in 1969, has also held managerial positions in the Detroit Tigers minor league system (1987-89) as well as with the Novara Serie A team of the Italian Professional League (1990).

Magnante resides in Encino, Calif. He has two sons, Bobby and Daniel.



MANAGERIAL RECORD

| Year | Team | League | Record | Finish |
|---------------|--------------------------------|----------------------|----------------|---------|
| 1987 | Bristol (Rookie) | Appalachian League | 20-49 | 8th |
| 1988 | Bristol (Rookie) | Appalachian League | 46-27 | 2nd |
| 1989 | Niagara Falls Rapids (Short A) | New York-Penn League | 43-33 | 5th |
| 2006 | Vancouver (Short A) | Northwest League | 39-37 | 3rd |
| 2007 | Vancouver (Short A) | Northwest League | 37-38 | 2nd |
| 2008 | Vancouver (Short A) | Northwest League | 34-42 | 3rd |
| 2009 | Vancouver (Short A) | Northwest League | 36-40 | 3rd |
| 2010 | Vancouver (Short A) | Northwest League | 42-34 | 2nd |
| 2011 | Vermont (Short A) | New York-Penn League | 39-35 | T-1st |
| 2012 | Vermont (Short A) | New York-Penn League | 33-43 | 4th |
| 2013 | Vermont (Short A) | New York-Penn League | 33-43 | 4th |
| 2014 | Beloit (A) | Midwest League | 55-84 | 8th/8th |
| 2015 | Stockton (A) | California League | 74-66 | 2nd/3rd |
| 2016 | Stockton (A) | California League | 60-80 | 4th/4th |
| Totals | | | 591-643 | |

1988 Playoffs: Defeated by Kingsport in championship game

2010 Playoffs: Defeated by Everett in the semifinals

2011 Playoffs: Defeated by Auburn 2-1 in the semifinals

2015 Playoffs: Defeated by San Jose 2-1 in the semifinals

STEVE CONNELLY

Pitching Coach

Steve Connelly enters his second season as pitching coach of the Stockton Ports after serving in the same capacity for Single-A Beloit from 2014-15.

Prior to joining the A's organization in 2014, he was the pitching coach at the University of Alabama-Huntsville from 2011-13.

Connelly, 40, is a native of Long Beach, Calif. who starred on the University of Oklahoma's 1994 team that won the College World Series. He was selected by Oakland in the 24th round of the 1995 amateur draft and pitched four seasons in the A's organization. He made his Major League debut in 1998, posting a 0-0 record and 1.93 ERA in three relief appearances with Oakland.



TOMMY EVERIDGE

Hitting Coach

Tommy Everidge enters his second season as the Ports hitting coach after serving in the same capacity with Short-Season Vermont the previous two seasons. The 2014 campaign was his first year as a coach after concluding a nine-year playing career, including more than six years in the A's system.

Everidge was drafted by Oakland in the 10th round of the 2004 draft, and his time with the A's culminated in a 24-game Major League call-up in 2009. In 2008, he led the Texas League and the A's organization with 115 RBI, including a three home run, 10 RBI game on May 26 at Tulsa. In 2011, he was named the Atlantic League Player of the Year while playing for the Lancaster Barnstormers, setting a league record with 69 extra-base hits.

A Bay Area native, Tommy graduated from Sonoma Valley High School and played collegiately at Sonoma State University. He was born in Glen Ellen and still resides there with his wife Kellie, daughter Allison, dogs Maddie and Wyatt, and cat Sadie.



SHANE ZDEBIAK

Athletic Trainer

Shane Zdebiak enters his first season as Stockton's athletic trainer after spending the 2016 season in the same role with Single-A Clinton in the Seattle Mariners organization. From 2014-15, he served as athletic trainer for short-season Everett, also in the Seattle system.



Stockton Ports Staff, continued

Prior to joining the Mariners, he worked as the athletic trainer of the Winnipeg Goldeyes of the independent American Association from 2010-13 and two seasons with the Steinbach Pistons of the Manitoba Junior Hockey League.

Zdebiak graduated from the University of Manitoba in 2009 with a B.A. in kinesiology, and is certified as an athletic therapist through the Canadian Athletic Therapists' Association and as an athletic trainer through the National Athletic Trainers' Association Board of Certification.

A native of Gimli, Manitoba, Canada, the 31-year-old currently resides in Winnipeg, Manitoba.

BELOIT SNAPPERS STAFF

SCOTT STEINMANN

Manager



Scott Steinmann joins the A's organization as Beloit's manager after 17 seasons as a coach and manager in the Seattle organization. He served as manager at four different levels, including Double-A West Tennessee (2008); Single-A Advanced High Desert (2007); Single-A Wisconsin (2005) and Clinton (2009, 2014-15); and Rookie-level Peoria (2003-04, 2011).

After a three-year career as a catcher in the Mariners' farm system, Steinmann began his coaching career as a roving catching instructor with Seattle in 1999, then joined Short-Season Everett as a coach that June. He then coached at Single-A Wisconsin (2000-01) and Single-A Advanced San Bernadino (2002) before making his managerial debut in Peoria in 2003. He also served as a coach with Peoria (2006), Everett (2010, 2012), and Triple-A Tacoma (2013).

He reached the postseason in 2005 with Wisconsin and led West Tennessee to a first-half title in 2007. On May 7, 2014, he led Clinton to a 20-17 win over the Burlington Bees after trailing by 16 runs, marking the largest deficit ever overcome in a minor league game.

Steinmann played collegiately at Miami (Ohio) University and resides in Chandler, Ariz., with his wife Suzy, daughter Alex, and son Ben.

MANAGERIAL RECORD

| Year | Team | League | Record | Finish |
|---------------|-----------------|------------|----------------|-----------|
| 2003 | Peoria (Rookie) | Arizona | 30-23 | 3rd/3rd |
| 2004 | Peoria (Rookie) | Arizona | 31-25 | T-2nd/5th |
| 2005 | Wisconsin (A) | Midwest | 76-63 | 1st/1st |
| 2007 | High Desert (A) | California | 54-86 | 5th/5th |
| 2008 | West Tenn. (AA) | Southern | 70-86 | T-1st/5th |
| 2009 | Clinton (A) | Midwest | 69-68 | 4th |
| 2011 | Peoria (Rookie) | Arizona | 25-31 | 2nd |
| 2014 | Clinton (A) | Midwest | 61-77 | 7th/6th |
| 2015 | Clinton (A) | Midwest | 46-93 | 6th/8th |
| Totals | | | 462-552 | |

2005 Playoffs: Defeated Clinton 2 games to 0 in the semifinals; defeated by South Bend 3 games to 2 in the finals

2008 Playoffs: Defeated by Carolina 3 games to 0 in the semifinals

CARLOS CHAVEZ

Pitching Coach



Carlos Chavez returns for his third season as pitching coach for Vermont after serving in the same capacity from 2013-14 with the rookie-level Arizona A's. The 2013 season was his first as a coach in the A's organization.

Chavez pitched professionally for 14 seasons from 1992-2004 and 2006, including a stint with Single-A Visalia in the A's farm system in 2000. He was originally selected by Baltimore in the 17th round of the 1992 June draft.

Chavez makes his offseason home in Laredo, Texas. He has two children, Tomas and Kylie.

JUAN DILONE

Hitting Coach

Juan Dilone enters his second season as hitting coach with Beloit after spending the previous seven seasons in the same role with the rookie-level Arizona A's. He also has served as coordinator of Dominican instruction (2005-09) and as hitting coach of Single-A Visalia (2002) and Short-Season Vancouver (2003).

Dilone signed a free agent contract with Oakland in 1990 and spent six seasons (1991-94; 96-97) in the A's farm system. A former infielder, Dilone spent his final two seasons at Single-A Modesto, where he batted a career-best .265 with 14 home runs in 1996.

A native of Santo Domingo, Dominican Republic, Dilone makes his offseason home in Higüey, Dominican Republic.



BRIAN THORSON

Athletic Trainer

Brian Thorson is in his 34th season in the A's organization as a minor league athletic trainer, his fifth with Single-A Beloit. He has worked previously with a number of A's affiliates, including present teams in Double-A Midland and Single-A Stockton.

Thorson spent five years in the Milwaukee Brewers organization prior to joining the A's. He also spent eight seasons in the Puerto Rican Winter League, attending four Caribbean Series. Thorson has worked All-Star Games in the Southern League, Texas League, California League and Midwest League as well as in Puerto Rico.

A graduate of the University of Wisconsin at LaCrosse, Thorson resides in Madison, Wis.



VERMONT LAKE MONSTERS STAFF

AARON NIECKULA

Manager

Aaron Nieckula returns for his third season as manager of Short-Season Vermont while also serving as the A's minor league spring training coordinator. From 2013-14, he managed Double-A Midland, leading them to their first of three straight Texas League championships in 2014.

Prior to his stint in Midland, he managed Single-A Burlington from 2010-11, leading the Bees to playoff appearances both seasons. Nieckula previously managed Stockton (2009) and Kane County (2006-08; 2010), leading the Cougars to the Midwest League championship series in 2006. He served as hitting coach for Kane County during the 2004-05 seasons.

Nieckula was taken by the A's in the 22nd round of the 1998 June draft. He spent five years as a catcher in the Oakland (1998-2001) and San Francisco (2002) minor league systems. His best season came in 2000, where he hit .262 with 34 RBI between Single-A Visalia and Single-A Modesto.

Nieckula resides in Aurora, Ill. with his wife, Renee.



MANAGERIAL RECORD

| Year | Team | League | Record | Finish |
|---------------|-----------------|----------------------|----------------|----------|
| 2006 | Kane County (A) | Midwest League | 79-60 | 2nd/T2nd |
| 2007 | Kane County (A) | Midwest League | 63-76 | 7th/4th |
| 2008 | Kane County (A) | Midwest League | 72-66 | 2nd/6th |
| 2009 | Stockton (A) | California League | 61-79 | 5th/5th |
| 2010 | Kane County (A) | Midwest League | 71-67 | 6th/2nd |
| 2011 | Burlington (A) | Midwest League | 76-62 | 1st/5th |
| 2012 | Burlington (A) | Midwest League | 67-72 | 6th/3rd |
| 2013 | Midland (AA) | Texas League | 62-78 | 4th/4th |
| 2014 | Midland (AA) | Texas League | 77-63 | 2nd/2nd |
| 2015 | Vermont (A) | New York-Penn League | 33-42 | 4th |
| 2016 | Vermont (A) | New York-Penn League | 28-48 | 4th |
| Totals | | | 677-727 | |

Vermont Lake Monsters Staff, continued

2006 Playoffs: Defeated Quad Cities 2-1 in the first round playoff series; defeated Beloit 2-0 in second round playoff series; was defeated by West Michigan 3-1 in the Midwest League Championship Series

2007 Playoffs: Was defeated by Burlington 2-1 in the first round of the Midwest League Playoffs

2010 Playoffs: Defeated Quad Cities 2-1 in the first round of the playoffs; defeated by Clinton 2-1 in the championship series

2011 Playoffs: Defeated by Kane County 2-1 in the first round of the playoffs

2012 Playoffs: Defeated by Wisconsin 2-1 in the first round of the playoffs

2014 Playoffs: Defeated Frisco 3-1 in the first round of the playoffs; defeated Tulsa 3-2 in Texas League Championship series

BRYAN COREY

Pitching Coach

Bryan Corey enters his first year as Vermont's pitching coach after recently serving as a Four Corners scout for Milwaukee (2015-16) and a Major League Advance scout for Cleveland (2013-14).

Originally drafted as a shortstop by Detroit in the 12th round of the 1993 draft, Corey was converted to a pitcher after two pro seasons. He spent the next 18 seasons on the mound, including five years in the majors with Arizona, Los Angeles (NL), Texas, Boston, and San Diego, winning a World Series with the Red Sox in 2007.

He also played two seasons in Japan (2004, 2010), winning the Japan Series with Chiba Lotte during his second stint. Additionally, he pitched in both Korea and Taiwan before retiring after the 2012 season.

A native of Thousand Oaks, Calif., Corey resides in Mesa and has two daughters, Brooke (13) and Blair (8).



LLOYD TURNER

Hitting Coach

Lloyd Turner returns for his second season of his second stint as the hitting coach at Vermont after serving in the same capacity with Single-A Beloit from 2014-15. He began his coaching career in the same role with the Lake Monsters in 2013.

Selected by the A's in 16th round of the June 2002 draft, Turner spent six years in the Oakland farm system. He concluded his playing career with Lancaster (2008-10) and Camden (2011-12) of the independent Atlantic League.

Turner and his wife, Tara, live in Hephzibah, Georgia.



TOSHIAKI NAGAHARA

Athletic Trainer

Toshiaki Nagahara is in his fifth season as athletic trainer at Short-Season Vermont after spending the previous two years with the A's Arizona Rookie League affiliate. He previously worked for the A's from 2004-07, assisting in various athletic training and conditioning roles with Triple-A Sacramento and Single-A Modesto as well as in spring training and instructional leagues.

Nagahara spent 2008-09 as an assistant athletic trainer and interpreter for the Cleveland Indians, communicating for pitcher Masahide Kobayashi. He served in a similar role for the Pittsburgh Pirates and infielder Akinori Iwamura in 2010.

Born in Takamatsu, Japan, Nagahara first came to the United States in 1997. He obtained his bachelors and masters degrees in exercise science at Southern Arkansas University. He is a certified strength and conditioning specialist through the National Strength and Conditioning Association (NSCA).

Nagahara resides in Stow, Ohio with his wife, Christine.



ARIZONA A'S STAFF

WEBSTER GARRISON

Hitting Coach

Webster Garrison enters his second season as manager of the Arizona A's after serving as the hitting coach at Triple-A Nashville in 2015. This will be Garrison's 19th season as a coach or manager in the A's organization and the fifth different level at which he's managed.

He began his coaching career as a player-coach on the 1999 Double-A Midland club, the first season that the RockHounds are affiliated with the A's. He then served as the hitting coach at Midland (2000, 2005-07, 2009-10, 2014), and as the manager of Vancouver (2001), Visalia (2002), Kane County (2003), Midland (2004, 2008), and Stockton (2011-13).

A second-round selection of the Toronto Blue Jays in the 1983 June draft, Garrison spent seven seasons of his 16-year playing career in the Blue Jays farm system. He signed with the Oakland organization as a free agent on April 4, 1991 and batted a career-best .303 with seven home runs and 73 RBI for Triple-A Tacoma in 1993. Garrison then spent the next two seasons at Triple-A Colorado Springs before returning to the A's organization in 1996. He made his Major League debut with the A's on August 2, 1996 and appeared in five games. He spent the 1997 season at Triple-A Edmonton and 1998 at Double-A Huntsville before assuming a role as player-coach in 1999.

Garrison makes his offseason home in his hometown of Marrero, La.



MANAGERIAL RECORD

| Year | Team | League | Record | Finish |
|---------------|----------------------|-----------------------|----------------|-----------|
| 2001 | Vancouver (Short A) | Northwest League | 37-39 | 2nd |
| 2002 | Visalia (A) | California League | 70-71 | t-4th/3rd |
| 2003 | Kane County (A) | Midwest League | 80-59 | 1st/2nd |
| 2004 | Midland (AA) | Texas League | 72-68 | 2nd/3rd |
| 2008 | Midland AA) | Texas League | 75-65 | 3rd/2nd |
| 2011 | Stockton (A) | California League | 75-65 | 2nd/3rd |
| 2012 | Stockton (A) | California League | 56-84 | 5th/5th |
| 2013 | Stockton (A) | California League | 69-71 | 3rd/4th |
| 2016 | Arizona A's (Rookie) | Arizona Rookie League | 29-24 | 2nd/3rd |
| Totals | | | 563-546 | |

2002 Playoffs: Defeated by Modesto 2-0 in California League Wild Card Series

2003 Playoffs: Defeated by Clinton 2-1 in first round of Midwest League Playoffs

2011 Playoffs: Defeated Modesto 2-1 in the first round of the California League playoffs; defeated San Jose 3-1 in the division series; defeated by Lake Elsinore 3-1 in the championship series

GABRIEL OZUNA

Pitching Coach

Gabriel Ozuna enters his third season as the pitching coach of the A's Arizona League affiliate after spending seven seasons as the pitching coach for Oakland's Dominican Summer League squad.

Ozuna was originally signed by St. Louis as a non-drafted free agent in 1987 and enjoyed a 17-year professional career. He reached as high as Triple-A with Louisville in 1993, when he posted a 2.92 ERA in 35 relief appearances. He recorded a career ERA of 2.54 with 61 saves, including a season-high 28 in 1989 with Single-A Savannah.

He also pitched internationally in Mexico, Taiwan, Italy, and his native Dominican Republic, where he played winter ball with the Licey Tigers and East Bulls.



RUBEN ESCALERA

Hitting Coach

Ruben Escalera enters his second season of his second stint as hitting coach of the Arizona A's after managing the club from 2002-08 and 2014-15. Throughout his 23-year career as a coach in the A's system, he has also served as a scout in Puerto Rico and instructor at the A's academy in the Dominican Republic.

Escalera signed as a free agent with the Brewers in 1984 and played 10 professional seasons in the Milwaukee and Cincinnati organizations, as well as the Mexican Professional League. During his 12 years playing winter ball in Puerto Rico, Escalera played on the 1995 Caribbean Series champion "Puerto Rican Dream Team" alongside Roberto Alomar, Bernie Williams, Juan Gonzalez, Edgar Martinez and Carlos Delgado.

Born in San Juan, Puerto Rico, Escalera makes his home in Carolina, Puerto Rico, with his wife Maryann Martinez and their children Jania, Karlee and Karilyn.



CHRIS LESSNER

Athletic Trainer

Chris Lessner is entering his 24th season in the A's organization. Prior to joining the A's Arizona Rookie League affiliate, Lessner served as an athletic trainer with Single-A Modesto and Short-Season Vancouver. He has spent offseasons working with the U.S. junior luge team and has also traveled with the Harlem Globetrotters. Lessner began his career as a clubhouse manager with Short-Season Southern Oregon.

Lessner holds a degree in exercise and sports science from Oregon State University. He and his wife, Steph, have two sons, Tyler and Alex.



A'S RECENT MINOR LEAGUE AFFILIATES

| Year | Triple-A | Double-A | Single-A | | Short Season Single-A | Rookie |
|------|------------|------------|----------|---------------|-----------------------|---------|
| 2016 | Nashville | Midland | Stockton | Beloit | Vermont | Arizona |
| 2015 | Nashville | Midland | Stockton | Beloit | Vermont | Arizona |
| 2014 | Sacramento | Midland | Stockton | Beloit | Vermont | Arizona |
| 2013 | Sacramento | Midland | Stockton | Beloit | Vermont | Arizona |
| 2012 | Sacramento | Midland | Stockton | Burlington | Vermont | Arizona |
| 2011 | Sacramento | Midland | Stockton | Burlington | Vermont | Arizona |
| 2010 | Sacramento | Midland | Stockton | Kane County | Vancouver | Arizona |
| 2009 | Sacramento | Midland | Stockton | Kane County | Vancouver | Arizona |
| 2008 | Sacramento | Midland | Stockton | Kane County | Vancouver | Arizona |
| 2007 | Sacramento | Midland | Stockton | Kane County | Vancouver | Arizona |
| 2006 | Sacramento | Midland | Stockton | Kane County | Vancouver | Arizona |
| 2005 | Sacramento | Midland | Stockton | Kane County | Vancouver | Arizona |
| 2004 | Sacramento | Midland | Modesto | Kane County | Vancouver | Arizona |
| 2003 | Sacramento | Midland | Modesto | Kane County | Vancouver | Arizona |
| 2002 | Sacramento | Midland | Modesto | Visalia | Vancouver | Arizona |
| 2001 | Sacramento | Midland | Modesto | Visalia | Vancouver | Arizona |
| 2000 | Sacramento | Midland | Modesto | Visalia | Vancouver | Arizona |
| 1999 | Vancouver | Midland | Modesto | Visalia | Southern Oregon | Arizona |
| 1998 | Edmonton | Huntsville | Modesto | Visalia | Southern Oregon | Arizona |
| 1997 | Edmonton | Huntsville | Modesto | Visalia | Southern Oregon | Arizona |
| 1996 | Edmonton | Huntsville | Modesto | West Michigan | Southern Oregon | Arizona |
| 1995 | Edmonton | Huntsville | Modesto | West Michigan | Southern Oregon | Arizona |
| 1994 | Tacoma | Huntsville | Modesto | West Michigan | Southern Oregon | Arizona |
| 1993 | Tacoma | Huntsville | Modesto | Madison | Southern Oregon | Arizona |
| 1992 | Tacoma | Huntsville | Modesto | Madison | Southern Oregon | Arizona |
| 1991 | Tacoma | Huntsville | Modesto | Madison | Southern Oregon | Arizona |
| 1990 | Tacoma | Huntsville | Modesto | Madison | Southern Oregon | Arizona |
| 1989 | Tacoma | Huntsville | Modesto | Madison | Southern Oregon | Arizona |

MINOR LEAGUE SCHEDULES

NASHVILLE

APRIL

6-10 at Round Rock
 11-14 Oklahoma City
 15-17 Colorado Springs
 18-21 at Oklahoma City
 22-25 at Colorado Springs
 27-30 New Orleans

MAY

1 New Orleans
 2-5 at Round Rock
 6-9 El Paso
 11-14 Albuquerque
 15-18 at Fresno
 19-22 at Sacramento
 23-26 Omaha
 27-30 Colorado Springs

JUNE

1-4 at Iowa
 5-8 at Omaha
 9-11 at Memphis
 13-16 Iowa
 17-20 New Orleans
 22-25 at Oklahoma City
 26-29 Round Rock
 30 Oklahoma City

JULY

1-3 Oklahoma City
 4-6 at Colorado Springs
 7-9 Memphis
 10-12 All Star Break
 13-16 at Omaha
 17-20 at Iowa
 21-24 at New Orleans
 25-28 Las Vegas
 29-31 Salt Lake City

AUGUST

1 Salt Lake City
 3-6 at Reno
 7-10 at Tacoma
 11-14 Memphis
 15-18 at Memphis
 19-22 Tacoma
 20-22 Iowa
 24-27 Round Rock
 28-31 Omaha

SEPTEMBER

1-4 at New Orleans

MIDLAND

APRIL

6-8 Tulsa
 9-11 Springfield
 13-15 at Tulsa
 16-18 at Springfield
 20-23 San Antonio
 24-27 at Corpus Christi
 28-30 at San Antonio

MAY

1 at San Antonio
 2-5 Corpus Christi
 6-9 Frisco
 11-14 at Corpus Christi
 15-18 at Frisco
 19-22 San Antonio
 23-25 at Arkansas
 26-28 at Northwest Arkansas
 30-31 Arkansas

JUNE

1 Arkansas
 2-4 Northwest Arkansas
 6-9 at San Antonio
 10-13 Frisco
 14-17 Corpus Christi
 18-21 at Frisco
 22-25 at San Antonio
 27 . . . All Star Game at Frisco
 29-30 Springfield

JULY

1 Springfield
 2-4 Tulsa
 5-7 at Springfield
 8-10 at Tulsa
 12-15 Corpus Christi
 16-19 at San Antonio
 20-23 Corpus Christi
 24-26 Frisco
 27-30 at Corpus Christi
 31 at Frisco

AUGUST

1-2 at Frisco
 3-6 San Antonio
 8-10 . . . at Northwest Arkansas
 11-13 at Arkansas
 15-17 . . . Northwest Arkansas
 18-20 Arkansas
 22-25 at Corpus Christi
 26-28 Frisco
 29-31 San Antonio

SEPTEMBER

1 San Antonio
 2-4 at Frisco

STOCKTON

APRIL

6-9 . . . Rancho Cucamonga
 10-12 Modesto
 13-15 at San Jose
 17-20 at Modesto
 21-23 San Jose
 24-27 Lancaster
 28-30 at San Jose

MAY

1-3 at Visalia
 4-7 San Jose
 9-11 at Lake Elsinore
 12-15 at Lancaster
 16-18 Inland Empire
 19-22 Lake Elsinore
 23-25 at Visalia
 26-29at Rancho Cucamonga
 31 Lancaster

JUNE

1-3 Lancaster
 4-6 Lake Elsinore
 8-11 at Modesto
 12-14 Visalia
 15-18 at Lake Elsinore
 19-21 All Star Break
 22-25 Modesto
 26-29 at San Jose
 30 Visalia

JULY

1-3 Visalia
 4-6 at Inland Empire
 7-10 at Lancaster
 12-15 Inland Empire
 16-18at Rancho Cucamonga
 20-23 Modesto
 24-26 at Visalia
 27-30 at Modesto
 31 Inland Empire

AUGUST

1-2 Inland Empire
 3-6 at Visalia
 8-10 San Jose
 11-13 Visalia
 14-17at Rancho Cucamonga
 18-20 at Modesto
 22-24 Modesto
 25-27 at San Jose
 29-31 Visalia

SEPTEMBER

1-4 San Jose

BELOIT

APRIL

6-7 Cedar Rapids
 8-9 at Cedar Rapids
 10-12 at Clinton
 13-15 Peoria
 17-19 at Kane County
 20-23 Burlington
 24-26 Clinton
 27-30 at Kane County

MAY

2-4 Dayton
 5-7 Bowling Green
 8-10 at Lake County
 11-13 at Fort Wayne
 15-17 Kane County
 18-21 at Peoria
 22-25 Wisconsin
 26-29 at Quad Cities
 30-31 Clinton

JUNE

1 Clinton
 2-4 at Wisconsin
 6-8 at Burlington
 9-12 Quad Cities
 13-15 at Clinton
 16-18 Quad Cities
 19-21 All Star Break
 22-25 at Clinton
 26-29 at Peoria
 30 Wisconsin

JULY

1-3 Wisconsin
 4-6 at Peoria
 7-10 Kane County
 12-14 at Lansing
 15-17 Great Lakes
 19-21 West Michigan
 22-24 South Bend
 26-28 at Kane County
 29-31 Burlington

AUGUST

1 Burlington
 2-4 Peoria
 5-8 at Quad Cities
 10-13 Clinton
 14-17 Wisconsin
 18-21 at Cedar Rapids
 22-24 Quad Cities
 25-28 at Burlington
 30-31 at Wisconsin

SEPTEMBER

1 at Wisconsin
 2-4 Cedar Rapids

VERMONT

JUNE

19-20 at Lowell
 21-23 Brooklyn
 24-26 at Tri-City
 28-30 Staten Island

JULY

1-2 Lowell
 3 at Lowell
 4-6 at Connecticut
 7-9 Hudson Valley
 11-13 at Staten Island
 14-16 Auburn
 17-19 Hudson Valley
 20-22 at Aberdeen
 23-25 Tri-City
 27-29 at Connecticut
 30-31 at Tri-City

AUGUST

1 at Tri-City
 2-4 Connecticut
 5-7 at Hudson Valley
 8-10 Batavia
 11-13 at State College

15 All Star Game
 16-18 Lowell
 19-21 Connecticut
 22-24 at Lowell
 25-27 Aberdeen
 28-30 at Brooklyn
 31 at Hudson Valley

SEPTEMBER

1-2 at Hudson Valley
 3-5 Tri-City
 6-7 at Lowell

ARIZONA

JUNE

24 at Cubs
 25 Cubs
 26 at Dodgers
 28 at Reds
 29 Mariners
 30 at Giants

JULY

1 Giants
 3 Dodgers
 4 at Reds

5 Angels
 6 at Angels
 8 White Sox
 9 Cubs
 10 at Diamondbacks
 12 at Padres 1
 14 Rangers
 15 at Diamondbacks
 16 Reds
 17 at Diamondbacks
 19 Indians
 20 at White Sox
 21 Angels
 22 at Angels
 24 at Royals
 25 Padres 2
 26 Diamondbacks
 27 at Rangers
 29 Padres 1
 30 at Indians
 31 Cubs

AUGUST

1 at Dodgers
 3 at Padres 2
 4 Dodgers
 5 at Giants
 6 Royals

8 Royals
 9 at Cubs
 10 Angels
 11 at Angels
 13 Brewers
 14 Cubs
 15 at Cubs
 16 at Diamondbacks
 18 Brewers
 19 at Giants
 20 Giants
 21 at Angels
 23 White Sox
 24 at Mariners
 25 Reds
 26 at Padres 1
 28 at White Sox
 29 Mariners
 30 Diamondbacks
 31 at Brewers

SEPTEMBER

2 Padres 1

A'S FIRST ROUND DRAFT PICKS

1965 Rick Monday, OF
 1966 Reggie Jackson, OF
 1967 Brian Bickerton, LHP
 1968 Pete Broberg, RHP*
 1969 Dan Stanhouse, RHP/SS
 1970 Dan Ford, OF
 1971 William Daniels, RHP
 1972 Chet Lemon, SS
 1973 Randy Scarbery, RHP
 1974 Jerry Johnson, C*
 1975 Bruce Robinson, C
 1976 Mike Sullivan, RHP*
 1977 Craig Harris, RHP
 1978 Mike Morgan, RHP
 Tim Conroy, LHP (1)
 1979 Juan Bustabad, INF*
 1980 Mike King, LHP
 1981 Tim Pyznarski, 3B
 1982 None (2)
 1983 Stan Hilton, RHP

1984 Mark McGwire, 1B
 1985 Walt Weiss, SS
 1986 Scott Hemond, C
 1987 Lee Tinsley, OF
 1988 Stan Royer, 3B
 1989 None (3)
 1990 Todd Van Poppel, RHP (4)
 Don Peters, RHP
 1991 Brent Gates, SS
 1992 Benji Grigsby, RHP
 1993 John Wasdin, RHP
 1994 Ben Grieve, OF
 1995 Ariel Prieto, RHP
 1996 Eric Chavez, SS
 1997 Chris Enochs, RHP
 Eric DuBose, LHP (5)
 1998 Mark Mulder, LHP
 1999 Barry Zito, LHP
 2000 None (6)
 2001 Bobby Crosby, SS
 Jeremy Bomderman, RHP (7)

2002 Nick Swisher, OF (8)
 Joe Blanton, RHP (9)
 John McCurdy, SS
 Ben Fritz, RHP (10)
 2003 Brad Sullivan, RHP
 Brian Snyder, 3B (11)
 2004 Landon Powell, C (12)
 Richie Robnett, OF
 2005 Cliff Pennington, SS
 2006 None (13)
 2007 James Simmons, RHP
 2008 Jemile Weeks, 2B
 2009 Grant Green, SS
 2010 Michael Choice, OF
 2011 Sonny Gray, RHP
 2012 Addison Russell, SS
 2013 Billy McKinney, OF
 2014 Matt Chapman, 3B
 2015 Richie Martin, SS
 2016 A.J. Puk, LHP

* Did not sign with A's

- (1) Compensation for the loss of free agent Mike Jorgensen
- (2) Choice to Boston as compensation for Joe Rudi
- (3) Choice to Seattle as compensation for Mike Moore
- (4) Compensation for the loss of free agent Dave Parker
- (5) Compensation for the loss of free agent Mike Bordick
- (6) Choice to Anaheim as compensation for Mike Magnante
- (7) Compensation for the loss of free agent Kevin Appier

- (8) Compensation for the loss of free agent Johnny Damon
- (9) Compensation for the loss of free agent Jason Giambi
- (10) Compensation for the loss of free agent Jason Isringhausen
- (11) Compensation for the loss of free agent Ray Durham
- (12) Compensation for the loss of free agent Keith Foulke
- (13) Choice to Washington as compensation for Esteban Loaiza

MINOR LEAGUE STATISTICS

NASHVILLE

| BATTERS | AVG | G | AB | R | H | 2B | 3B | HR | RBI | SH | SF | HP | BB | IBB | SO | SB | CS | DP | SLG | OBP | E |
|----------------------|-------------|------------|-------------|------------|-------------|------------|-----------|------------|------------|-----------|-----------|-----------|------------|-----------|-------------|-----------|-----------|-----------|-------------|-------------|------------|
| Alcantara, Arismendy | .290 | 48 | 200 | 28 | 58 | 10 | 5 | 6 | 27 | 2 | 2 | 1 | 14 | 0 | 57 | 11 | 6 | 4 | .480 | .336 | 7 |
| Anderson, Bryan | .210 | 36 | 119 | 16 | 25 | 6 | 2 | 3 | 16 | 1 | 1 | 3 | 7 | 0 | 38 | 0 | 0 | 3 | .370 | .269 | 2 |
| Barreto, Franklin | .353 | 4 | 17 | 2 | 6 | 0 | 1 | 1 | 3 | 0 | 0 | 1 | 0 | 0 | 4 | 0 | 2 | 0 | .647 | .389 | 0 |
| Blair, Carson | .222 | 3 | 9 | 2 | 2 | 0 | 0 | 0 | 1 | 0 | 0 | 0 | 1 | 0 | 3 | 0 | 0 | 0 | .222 | .300 | 0 |
| Boyd, BJ | .267 | 7 | 30 | 2 | 8 | 0 | 0 | 0 | 1 | 0 | 0 | 0 | 2 | 0 | 3 | 0 | 0 | 0 | .267 | .313 | 0 |
| Brugman, Jaycob | .295 | 94 | 386 | 50 | 114 | 26 | 4 | 7 | 67 | 1 | 8 | 2 | 36 | 2 | 88 | 5 | 3 | 3 | .438 | .352 | 0 |
| Burns, Billy | .293 | 10 | 41 | 7 | 12 | 1 | 0 | 0 | 4 | 1 | 0 | 0 | 2 | 0 | 12 | 4 | 0 | 0 | .317 | .326 | 0 |
| Chapman, Matt | .197 | 18 | 76 | 14 | 15 | 1 | 1 | 7 | 13 | 0 | 0 | 0 | 9 | 1 | 26 | 0 | 0 | 2 | .513 | .282 | 1 |
| Devencenzi, Jordan | — | 1 | 0 | 0 | 0 | 0 | 0 | 0 | 0 | 0 | 0 | 0 | 1 | 0 | 0 | 0 | 0 | 0 | — | 1.000 | 0 |
| Eibner, Brett | .308 | 4 | 13 | 4 | 4 | 2 | 0 | 1 | 2 | 0 | 0 | 0 | 5 | 0 | 6 | 0 | 0 | 0 | .692 | .500 | 0 |
| Healy, Ryon | .318 | 49 | 192 | 33 | 61 | 16 | 1 | 6 | 30 | 0 | 3 | 2 | 13 | 1 | 40 | 0 | 1 | 4 | .505 | .362 | 4 |
| Ladendorf, Tyler | .234 | 35 | 128 | 17 | 30 | 5 | 0 | 1 | 6 | 2 | 0 | 0 | 7 | 0 | 26 | 0 | 0 | 0 | .297 | .274 | 5 |
| Lambo, Andrew | .255 | 56 | 216 | 29 | 55 | 10 | 3 | 4 | 30 | 0 | 2 | 1 | 21 | 0 | 43 | 1 | 0 | 9 | .384 | .321 | 0 |
| Lowrie, Jed | .250 | 1 | 4 | 1 | 1 | 0 | 0 | 0 | 0 | 0 | 0 | 0 | 1 | 0 | 0 | 0 | 0 | 0 | .250 | .400 | 0 |
| Maxwell, Bruce | .321 | 60 | 193 | 27 | 62 | 12 | 0 | 10 | 41 | 0 | 2 | 0 | 24 | 0 | 38 | 1 | 0 | 5 | .539 | .393 | 5 |
| McBride, Matt | .267 | 70 | 247 | 33 | 66 | 20 | 1 | 7 | 30 | 0 | 0 | 1 | 26 | 0 | 49 | 0 | 1 | 4 | .441 | .339 | 1 |
| Muncy, Max | .251 | 64 | 223 | 34 | 56 | 7 | 2 | 8 | 26 | 1 | 4 | 5 | 35 | 0 | 54 | 5 | 0 | 1 | .408 | .360 | 1 |
| Nunez, Renato | .228 | 128 | 505 | 61 | 115 | 20 | 2 | 23 | 75 | 0 | 7 | 7 | 31 | 1 | 119 | 2 | 0 | 7 | .412 | .278 | 22 |
| Olson, Matt | .235 | 131 | 464 | 69 | 109 | 34 | 1 | 17 | 60 | 2 | 3 | 0 | 71 | 2 | 132 | 1 | 0 | 9 | .422 | .335 | 5 |
| Phegley, Josh | .316 | 5 | 19 | 2 | 6 | 1 | 0 | 0 | 1 | 0 | 0 | 0 | 4 | 0 | 6 | 0 | 0 | 0 | .368 | .435 | 0 |
| Pinder, Chad | .258 | 107 | 426 | 72 | 110 | 23 | 3 | 14 | 51 | 1 | 4 | 9 | 25 | 0 | 108 | 5 | 1 | 8 | .425 | .310 | 29 |
| Ravelo, Rangel | .262 | 106 | 367 | 60 | 96 | 23 | 1 | 8 | 54 | 3 | 4 | 8 | 34 | 4 | 63 | 1 | 1 | 12 | .395 | .334 | 3 |
| Reddick, Josh | .120 | 6 | 25 | 2 | 3 | 1 | 0 | 1 | 1 | 0 | 0 | 0 | 1 | 0 | 6 | 0 | 0 | 1 | .280 | .154 | 0 |
| Rodriguez, Josh | .264 | 36 | 106 | 18 | 28 | 7 | 0 | 5 | 23 | 2 | 1 | 1 | 24 | 0 | 25 | 1 | 1 | 3 | .472 | .402 | 5 |
| Smolinski, Jake | .248 | 39 | 145 | 20 | 36 | 14 | 0 | 3 | 15 | 1 | 0 | 2 | 11 | 0 | 23 | 6 | 1 | 3 | .407 | .310 | 0 |
| Walsh, Colin | .259 | 59 | 201 | 31 | 52 | 12 | 1 | 4 | 26 | 0 | 2 | 1 | 41 | 0 | 63 | 0 | 0 | 5 | .388 | .384 | 5 |
| Wendle, Joey | .279 | 125 | 491 | 81 | 137 | 31 | 9 | 12 | 61 | 1 | 1 | 7 | 26 | 2 | 112 | 14 | 4 | 10 | .452 | .324 | 8 |
| Team Total | .262 | 142 | 4843 | 715 | 1267 | 282 | 37 | 148 | 664 | 18 | 44 | 51 | 472 | 13 | 1144 | 57 | 21 | 93 | .427 | .331 | 115 |

| PITCHERS | W | L | ERA | G | GS | CG | SHO | SV | SVO | IP | H | R | ER | HR | HB | BB | IBB | SO | WP | BK | AVG |
|--------------------|----|---|-------|----|----|----|-----|----|------|-------|-----|----|----|----|----|----|-----|-----|----|------|------|
| Alcantara, Raul | 4 | 0 | 1.18 | 8 | 8 | 0 | 0 | 0 | 0 | 45.2 | 38 | 7 | 6 | 1 | 0 | 3 | 0 | 32 | 0 | 0 | .229 |
| Alvarez, Henderson | 1 | 0 | 3.86 | 5 | 5 | 0 | 0 | 0 | 0 | 18.2 | 17 | 9 | 8 | 3 | 1 | 6 | 0 | 17 | 0 | 0 | .239 |
| Alvarez, R.J. | 1 | 0 | 0.00 | 1 | 0 | 0 | 0 | 0 | 0 | 1.2 | 0 | 0 | 0 | 0 | 0 | 0 | 0 | 3 | 0 | 0 | .000 |
| Brasier, Ryan | 5 | 3 | 3.56 | 46 | 0 | 0 | 0 | 1 | 4 | 60.2 | 50 | 25 | 24 | 6 | 1 | 19 | 1 | 70 | 2 | 0 | .226 |
| Castro, Angel | 2 | 8 | 5.15 | 37 | 10 | 1 | 0 | 2 | 4 | 92.2 | 107 | 59 | 53 | 13 | 6 | 36 | 0 | 58 | 5 | 1 | .292 |
| Cotton, Jharel | 3 | 1 | 2.82 | 6 | 6 | 1 | 1 | 0 | 0 | 38.1 | 28 | 12 | 12 | 3 | 0 | 7 | 1 | 36 | 2 | 0 | .201 |
| Columbe, Daniel | 0 | 0 | 1.08 | 20 | 0 | 0 | 0 | 0 | 0 | 25.0 | 18 | 4 | 3 | 0 | 0 | 6 | 1 | 35 | 3 | 0 | .200 |
| Detwiler, Ross | 4 | 0 | 3.86 | 4 | 3 | 0 | 0 | 0 | 0 | 23.1 | 20 | 10 | 10 | 4 | 1 | 4 | 0 | 24 | 1 | 0 | .225 |
| Doolittle, Ryan | 1 | 2 | 4.05 | 17 | 0 | 0 | 0 | 1 | 26.2 | 29 | 13 | 12 | 3 | 0 | 10 | 1 | 19 | 0 | 0 | .279 | |
| Doolittle, Sean | 0 | 0 | 1.50 | 6 | 0 | 0 | 0 | 0 | 0 | 6.0 | 4 | 1 | 1 | 1 | 0 | 1 | 0 | 10 | 0 | 0 | .182 |
| Gossett, Daniel | 1 | 0 | 1.98 | 2 | 2 | 0 | 0 | 0 | 0 | 13.2 | 10 | 3 | 3 | 0 | 3 | 0 | 4 | 1 | 0 | .213 | |
| Hahn, Jesse | 1 | 7 | 4.32 | 15 | 15 | 0 | 0 | 0 | 0 | 66.2 | 72 | 36 | 32 | 4 | 3 | 34 | 0 | 46 | 3 | 0 | .276 |
| Healy, Tucker | 4 | 3 | 3.61 | 44 | 0 | 0 | 0 | 8 | 14 | 52.1 | 38 | 25 | 21 | 3 | 1 | 26 | 4 | 76 | 6 | 0 | .202 |
| Hendriks, Liam | 0 | 0 | 3.86 | 3 | 0 | 0 | 0 | 0 | 0 | 4.2 | 4 | 2 | 2 | 0 | 0 | 2 | 0 | 3 | 1 | 0 | .222 |
| Hynes, Colt | 0 | 0 | 0.00 | 1 | 0 | 0 | 0 | 0 | 0 | 1.2 | 0 | 0 | 0 | 0 | 0 | 0 | 0 | 2 | 0 | 0 | .000 |
| Jensen, Chris | 2 | 6 | 4.53 | 11 | 10 | 0 | 0 | 0 | 0 | 59.2 | 59 | 36 | 30 | 8 | 4 | 22 | 1 | 31 | 6 | 1 | .262 |
| Kurcz, Aaron | 5 | 1 | 3.50 | 35 | 1 | 0 | 0 | 1 | 5 | 54.0 | 46 | 27 | 21 | 2 | 1 | 17 | 0 | 43 | 2 | 0 | .231 |
| Manaea, Sean | 2 | 0 | 1.50 | 3 | 3 | 0 | 0 | 0 | 0 | 18.0 | 16 | 3 | 3 | 1 | 0 | 4 | 0 | 21 | 1 | 0 | .232 |
| Mann, Brandon | 0 | 0 | 9.00 | 1 | 1 | 0 | 0 | 0 | 0 | 5.0 | 5 | 5 | 5 | 1 | 0 | 4 | 0 | 3 | 0 | 0 | .250 |
| Mengden, Daniel | 8 | 2 | 1.67 | 13 | 13 | 0 | 0 | 0 | 0 | 75.1 | 54 | 15 | 14 | 4 | 3 | 17 | 1 | 67 | 1 | 0 | .200 |
| Naile, James | 1 | 1 | 5.73 | 2 | 2 | 0 | 0 | 0 | 0 | 11.0 | 11 | 7 | 7 | 1 | 0 | 5 | 0 | 4 | 1 | 0 | .256 |
| Navas, Carlos | 0 | 0 | 2.70 | 4 | 0 | 0 | 0 | 1 | 1 | 6.2 | 5 | 2 | 2 | 0 | 0 | 1 | 0 | 5 | 0 | 0 | .208 |
| Neal, Zach | 7 | 2 | 3.41 | 11 | 11 | 0 | 0 | 0 | 0 | 61.2 | 62 | 27 | 22 | 5 | 1 | 8 | 0 | 32 | 1 | 0 | .259 |
| Overton, Dillon | 13 | 5 | 3.29 | 21 | 20 | 1 | 0 | 0 | 0 | 125.2 | 132 | 50 | 46 | 6 | 2 | 31 | 0 | 105 | 1 | 1 | .268 |
| Rodriguez, Josh | 0 | 0 | 27.00 | 1 | 0 | 0 | 0 | 0 | 0 | 0.1 | 1 | 1 | 1 | 0 | 0 | 2 | 0 | 0 | 0 | 0 | .500 |
| Santos, Eduard | 3 | 3 | 3.43 | 45 | 2 | 0 | 0 | 5 | 5 | 63.0 | 42 | 25 | 24 | 3 | 0 | 39 | 3 | 66 | 5 | 1 | .196 |
| Schuster, Patrick | 1 | 0 | 1.16 | 32 | 0 | 0 | 0 | 7 | 10 | 38.2 | 27 | 5 | 5 | 0 | 2 | 12 | 0 | 39 | 4 | 1 | .194 |
| Smith, Chris | 6 | 8 | 3.93 | 22 | 22 | 0 | 0 | 0 | 0 | 130.2 | 120 | 64 | 57 | 11 | 2 | 45 | 2 | 121 | 9 | 0 | .239 |
| Stull, Cody | 0 | 0 | 4.50 | 2 | 0 | 0 | 0 | 0 | 0 | 4.0 | 4 | 2 | 2 | 1 | 0 | 2 | 0 | 1 | 0 | 0 | .267 |
| Surkamp, Eric | 3 | 1 | 3.07 | 5 | 5 | 0 | 0 | 0 | 0 | 29.1 | 22 | 12 | 10 | 3 | 2 | 10 | 0 | 34 | 1 | 0 | .206 |

PLAYER DEVELOPMENT

Minor League Statistics, continued

NASHVILLE, CONT.

| PITCHERS | W | L | ERA | G | GS | CGSHO | SV | SVO | IP | H | R | ER | HR | HB | BB | IBB | SO | WP | BK | AVG | |
|-------------------|-----------|-----------|-------------|------------|------------|----------|-----------|-----------|-----------|---------------|-------------|------------|------------|-----------|-----------|------------|-----------|-------------|-----------|----------|-------------|
| Tepesch, Nick | 1 | 1 | 5.51 | 3 | 3 | 0 | 0 | 0 | 0 | 16.1 | 18 | 11 | 10 | 1 | 2 | 7 | 0 | 6 | 1 | 0 | .277 |
| Triggs, Andrew | 2 | 1 | 2.95 | 16 | 0 | 0 | 0 | 2 | 3 | 18.1 | 16 | 7 | 6 | 0 | 4 | 5 | 1 | 21 | 0 | 0 | .225 |
| Wahl, Bobby | 1 | 0 | 2.79 | 9 | 0 | 0 | 0 | 4 | 4 | 9.2 | 7 | 3 | 3 | 0 | 0 | 6 | 1 | 14 | 2 | 0 | .200 |
| Wendelken, J.B. | 1 | 4 | 4.11 | 39 | 0 | 0 | 0 | 5 | 7 | 46.0 | 48 | 25 | 21 | 5 | 4 | 26 | 2 | 65 | 5 | 0 | .259 |
| Team Total | 83 | 59 | 3.42 | 142 | 142 | 3 | 10 | 36 | 58 | 1251.0 | 1130 | 533 | 476 | 93 | 40 | 420 | 19 | 1113 | 64 | 5 | .240 |

MIDLAND

| BATTERS | AVG | G | AB | R | H | 2B | 3B | HR | RBI | SH | SF | HP | BB | IBB | SO | SB | CS | DP | SLG | OBP | E |
|-------------------|-------------|------------|-------------|------------|-------------|------------|-----------|------------|------------|-----------|-----------|-----------|------------|-----------|-------------|------------|-----------|------------|-------------|-------------|------------|
| Anderson, Bryan | .211 | 5 | 19 | 1 | 4 | 2 | 0 | 0 | 1 | 0 | 1 | 0 | 2 | 0 | 3 | 0 | 0 | 2 | .316 | .273 | 1 |
| Barreto, Franklin | .281 | 119 | 462 | 63 | 130 | 25 | 3 | 10 | 50 | 1 | 2 | 6 | 36 | 1 | 90 | 30 | 15 | 10 | .413 | .340 | 19 |
| Bennie, Joe | .176 | 21 | 74 | 9 | 13 | 0 | 0 | 2 | 7 | 0 | 0 | 1 | 9 | 0 | 18 | 0 | 0 | 1 | .257 | .274 | 3 |
| Blair, Carson | .339 | 16 | 56 | 13 | 19 | 1 | 0 | 3 | 12 | 0 | 0 | 1 | 8 | 0 | 17 | 0 | 0 | 0 | .518 | .431 | 0 |
| Brugman, Jaycob | .261 | 38 | 157 | 27 | 41 | 7 | 3 | 5 | 20 | 0 | 1 | 2 | 16 | 0 | 33 | 2 | 3 | 3 | .439 | .335 | 2 |
| Chapman, Matt | .244 | 117 | 438 | 78 | 107 | 26 | 4 | 29 | 83 | 0 | 4 | 3 | 59 | 5 | 147 | 7 | 4 | 7 | .521 | .335 | 15 |
| Harris, James | .216 | 11 | 37 | 8 | 8 | 1 | 0 | 0 | 5 | 0 | 1 | 0 | 2 | 0 | 11 | 2 | 1 | 1 | .243 | .250 | 1 |
| Healy, Ryon | .338 | 36 | 145 | 27 | 49 | 12 | 3 | 8 | 34 | 0 | 1 | 0 | 18 | 0 | 35 | 1 | 0 | 0 | .628 | .409 | 5 |
| Kirkland, Wade | .215 | 74 | 256 | 29 | 55 | 9 | 2 | 2 | 16 | 5 | 1 | 1 | 11 | 0 | 83 | 2 | 4 | 7 | .289 | .249 | 7 |
| Marincov, Tyler | .267 | 101 | 374 | 54 | 100 | 15 | 3 | 10 | 56 | 2 | 4 | 3 | 40 | 1 | 91 | 7 | 6 | 9 | .404 | .340 | 4 |
| Martin, Richie | .333 | 5 | 15 | 1 | 5 | 1 | 1 | 0 | 7 | 0 | 0 | 0 | 3 | 0 | 2 | 2 | 1 | 0 | .533 | .444 | 5 |
| Munoz, Yairo | .240 | 102 | 387 | 44 | 93 | 16 | 3 | 9 | 39 | 1 | 0 | 2 | 23 | 0 | 76 | 6 | 7 | 10 | .367 | .286 | 19 |
| Nogowski, John | .130 | 7 | 23 | 1 | 3 | 1 | 0 | 1 | 1 | 0 | 0 | 0 | 3 | 0 | 3 | 0 | 0 | 1 | .304 | .231 | 0 |
| Oh, Danny | .236 | 85 | 276 | 34 | 65 | 11 | 0 | 0 | 16 | 6 | 0 | 6 | 22 | 0 | 52 | 12 | 2 | 5 | .275 | .306 | 1 |
| Paz, Andy | .320 | 46 | 150 | 24 | 48 | 9 | 0 | 2 | 12 | 1 | 0 | 0 | 18 | 1 | 22 | 2 | 0 | 3 | .420 | .393 | 3 |
| Rodriguez, Josh | .263 | 52 | 175 | 15 | 46 | 6 | 2 | 4 | 30 | 1 | 2 | 0 | 30 | 0 | 51 | 3 | 1 | 8 | .389 | .367 | 6 |
| Rosa, Viosergy | .255 | 127 | 459 | 50 | 117 | 32 | 0 | 9 | 58 | 0 | 1 | 1 | 74 | 1 | 140 | 1 | 2 | 11 | .383 | .359 | 9 |
| Schrock, Max | .391 | 6 | 23 | 3 | 9 | 1 | 0 | 0 | 3 | 0 | 1 | 0 | 0 | 0 | 0 | 0 | 1 | 1 | .435 | .375 | 0 |
| Sportman, J.P. | .267 | 120 | 483 | 63 | 129 | 29 | 5 | 5 | 59 | 1 | 1 | 4 | 26 | 2 | 82 | 18 | 6 | 19 | .379 | .309 | 4 |
| Taylor, Beau | .280 | 95 | 339 | 50 | 95 | 25 | 0 | 5 | 53 | 1 | 3 | 4 | 54 | 1 | 86 | 1 | 1 | 12 | .398 | .383 | 7 |
| Vertigan, Brett | .246 | 110 | 415 | 47 | 102 | 19 | 2 | 2 | 25 | 3 | 2 | 2 | 40 | 1 | 90 | 14 | 1 | 4 | .316 | .314 | 3 |
| Team Total | .260 | 140 | 4763 | 641 | 1238 | 248 | 31 | 106 | 587 | 22 | 25 | 36 | 494 | 13 | 1132 | 110 | 55 | 114 | .392 | .332 | 131 |

| PITCHERS | W | L | ERA | G | GS | CGSHO | SV | SVO | IP | H | R | ER | HR | HB | BB | IBB | SO | WP | BK | AVG | |
|--------------------|-----------|-----------|-------------|------------|------------|----------|-----------|-----------|-----------|---------------|-------------|------------|------------|------------|-----------|------------|-----------|-------------|-----------|----------|-------------|
| Alcantara, Raul | 5 | 6 | 4.80 | 17 | 17 | 0 | 0 | 0 | 90.0 | 100 | 52 | 48 | 11 | 3 | 27 | 1 | 73 | 6 | 0 | .284 | |
| Avila, Andres | 6 | 3 | 3.59 | 40 | 1 | 0 | 0 | 1 | 2 | 72.2 | 68 | 35 | 29 | 9 | 8 | 21 | 3 | 77 | 4 | 0 | .245 |
| Bracewell, Ben | 8 | 3 | 2.14 | 29 | 10 | 0 | 0 | 2 | 2 | 88.1 | 70 | 23 | 21 | 4 | 9 | 25 | 0 | 59 | 5 | 0 | .225 |
| Bragg, Sam | 4 | 4 | 4.29 | 36 | 1 | 0 | 0 | 1 | 3 | 65.0 | 60 | 37 | 31 | 9 | 2 | 19 | 3 | 68 | 1 | 0 | .238 |
| Cochran-Gill, Trey | 4 | 5 | 3.07 | 42 | 0 | 0 | 0 | 0 | 2 | 73.1 | 71 | 31 | 25 | 6 | 6 | 25 | 3 | 58 | 1 | 0 | .259 |
| Covey, Dylan | 2 | 1 | 1.84 | 6 | 6 | 0 | 0 | 0 | 0 | 29.1 | 21 | 14 | 6 | 2 | 1 | 17 | 0 | 26 | 3 | 0 | .200 |
| Doolittle, Ryan | 2 | 1 | 1.04 | 13 | 0 | 0 | 0 | 1 | 1 | 17.1 | 11 | 2 | 2 | 1 | 0 | 4 | 1 | 10 | 0 | 0 | .186 |
| Fillmyer, Heath | 2 | 0 | 2.54 | 8 | 8 | 1 | 1 | 0 | 0 | 39.0 | 31 | 11 | 11 | 3 | 0 | 8 | 0 | 29 | 3 | 0 | .223 |
| Finnegan, Kyle | 1 | 3 | 2.14 | 30 | 0 | 0 | 0 | 6 | 8 | 42.0 | 31 | 13 | 10 | 3 | 1 | 20 | 1 | 41 | 1 | 0 | .208 |
| Friedrichs, Kyle | 0 | 0 | 9.00 | 1 | 0 | 0 | 0 | 0 | 0 | 2.0 | 4 | 2 | 2 | 0 | 0 | 0 | 0 | 2 | 0 | 0 | .444 |
| Gorton, Ryan | 0 | 0 | 15.00 | 2 | 0 | 0 | 0 | 0 | 0 | 3.0 | 7 | 5 | 5 | 0 | 0 | 2 | 0 | 1 | 0 | 0 | .500 |
| Gossett, Daniel | 5 | 5 | 2.49 | 16 | 16 | 0 | 0 | 0 | 0 | 94.0 | 75 | 37 | 26 | 4 | 1 | 25 | 0 | 94 | 13 | 0 | .220 |
| Hall, Kris | 1 | 3 | 6.88 | 27 | 0 | 0 | 0 | 0 | 1 | 34.0 | 35 | 26 | 26 | 6 | 1 | 32 | 1 | 26 | 4 | 0 | .271 |
| Jensen, Chris | 7 | 4 | 4.62 | 16 | 16 | 0 | 0 | 0 | 0 | 87.2 | 82 | 52 | 45 | 11 | 8 | 23 | 0 | 72 | 4 | 0 | .246 |
| Kirkland, Wade | 0 | 0 | 16.20 | 4 | 0 | 0 | 0 | 1 | 1 | 3.1 | 7 | 6 | 6 | 1 | 2 | 3 | 0 | 1 | 0 | 0 | .438 |
| Kurcz, Aaron | 4 | 0 | 1.26 | 11 | 0 | 0 | 0 | 4 | 5 | 14.1 | 6 | 2 | 2 | 2 | 0 | 0 | 0 | 12 | 0 | 0 | .125 |
| Mann, Brandon | 3 | 4 | 4.48 | 11 | 11 | 0 | 0 | 0 | 0 | 62.1 | 64 | 32 | 31 | 9 | 0 | 19 | 0 | 63 | 4 | 0 | .263 |
| Mengden, Daniel | 2 | 0 | 0.78 | 4 | 4 | 0 | 0 | 0 | 0 | 23.0 | 15 | 2 | 2 | 0 | 0 | 12 | 0 | 28 | 2 | 0 | .188 |
| Naile, James | 1 | 1 | 4.76 | 3 | 3 | 0 | 0 | 0 | 0 | 17.0 | 20 | 9 | 9 | 1 | 1 | 3 | 0 | 11 | 1 | 0 | .303 |
| Oh, Danny | 0 | 0 | 0.00 | 1 | 0 | 0 | 0 | 0 | 0 | 0.1 | 0 | 0 | 0 | 0 | 0 | 0 | 0 | 0 | 1 | 0 | .000 |
| Sanchez, Jake | 7 | 5 | 3.11 | 44 | 1 | 0 | 0 | 8 | 13 | 66.2 | 59 | 30 | 23 | 2 | 1 | 18 | 3 | 72 | 5 | 0 | .233 |
| Seddon, Joel | 9 | 9 | 4.40 | 27 | 26 | 0 | 0 | 0 | 0 | 143.1 | 149 | 84 | 70 | 13 | 8 | 48 | 3 | 75 | 8 | 0 | .268 |
| Stull, Cody | 0 | 0 | 0.00 | 1 | 0 | 0 | 0 | 0 | 0 | 2.0 | 4 | 0 | 0 | 0 | 0 | 1 | 0 | 1 | 0 | 0 | .444 |
| Trivino, Lou | 1 | 1 | 2.45 | 12 | 0 | 0 | 1 | 2 | 18.1 | 14 | 7 | 5 | 1 | 0 | 7 | 2 | 12 | 1 | 0 | 0 | .209 |
| Wagman, Joey | 1 | 1 | 6.38 | 4 | 4 | 0 | 0 | 0 | 0 | 18.1 | 28 | 15 | 13 | 1 | 0 | 4 | 0 | 9 | 2 | 0 | .368 |
| Wahl, Bobby | 0 | 1 | 2.21 | 33 | 0 | 0 | 0 | 10 | 11 | 40.2 | 26 | 11 | 10 | 3 | 1 | 17 | 1 | 48 | 3 | 0 | .188 |
| Walter, Corey | 3 | 2 | 2.15 | 29 | 16 | 0 | 0 | 1 | 2 | 100.1 | 91 | 32 | 24 | 2 | 5 | 15 | 0 | 54 | 4 | 0 | .244 |
| Team Total | 78 | 62 | 3.46 | 140 | 140 | 1 | 13 | 36 | 53 | 1247.2 | 1149 | 570 | 479 | 104 | 58 | 395 | 22 | 1023 | 75 | 0 | .246 |

STOCKTON

| BATTERS | AVG | G | AB | R | H | 2B | 3B | HR | RBI | SH | SF | HP | BB | IBB | SO | SB | CS | DP | SLG | OBP | E |
|----------------------|-------------|------------|-------------|------------|-------------|------------|-----------|------------|------------|-----------|-----------|-----------|------------|----------|-------------|-----------|-----------|------------|------------|-------------|------------|
| Akau, Iolana | .214 | 64 | 206 | 13 | 44 | 8 | 0 | 1 | 24 | 3 | 3 | 7 | 16 | 0 | 79 | 0 | 2 | 4 | 267 | .289 | 7 |
| Alcantara, Arismendy | .308 | 6 | 26 | 4 | 8 | 3 | 1 | 1 | 8 | 0 | 0 | 0 | 1 | 0 | 9 | 0 | 0 | 0 | 615 | .333 | 1 |
| Bennie, Joe | .302 | 111 | 434 | 64 | 131 | 31 | 0 | 11 | 69 | 1 | 2 | 5 | 48 | 0 | 116 | 6 | 7 | 13 | 449 | .376 | 16 |
| Boyd, BJ | .288 | 101 | 413 | 48 | 119 | 14 | 3 | 8 | 58 | 4 | 3 | 4 | 34 | 3 | 74 | 8 | 6 | 7 | 395 | .346 | 2 |
| Bruzuela, Jose | .254 | 100 | 354 | 42 | 90 | 18 | 1 | 16 | 54 | 0 | 3 | 5 | 41 | 1 | 110 | 2 | 4 | 5 | 446 | .337 | 25 |
| Brown, Seth | .241 | 127 | 453 | 83 | 109 | 21 | 5 | 8 | 53 | 2 | 6 | 6 | 65 | 0 | 124 | 13 | 2 | 7 | 362 | .340 | 11 |
| Glenn, Alex | .333 | 3 | 12 | 3 | 4 | 2 | 1 | 0 | 1 | 0 | 0 | 0 | 1 | 0 | 2 | 0 | 0 | 0 | 667 | .385 | 0 |
| Harris, James | .303 | 119 | 492 | 81 | 149 | 30 | 4 | 7 | 53 | 2 | 3 | 8 | 54 | 0 | 118 | 21 | 9 | 6 | 423 | .379 | 12 |
| Higley, Justin | .360 | 12 | 50 | 7 | 18 | 5 | 2 | 0 | 6 | 0 | 0 | 0 | 5 | 0 | 20 | 2 | 1 | 0 | 540 | .418 | 0 |
| Iriart, Chris | .311 | 16 | 61 | 14 | 19 | 5 | 0 | 6 | 15 | 0 | 0 | 2 | 9 | 0 | 15 | 0 | 0 | 1 | 689 | .417 | 1 |
| Marincov, Tyler | .259 | 36 | 147 | 26 | 38 | 11 | 0 | 9 | 32 | 1 | 0 | 4 | 15 | 2 | 38 | 5 | 2 | 4 | 517 | .343 | 1 |
| Martin, Richie | .230 | 86 | 330 | 46 | 76 | 14 | 2 | 3 | 31 | 3 | 3 | 10 | 36 | 0 | 73 | 12 | 8 | 9 | 312 | .322 | 14 |
| Mercedes, Melvin | .260 | 106 | 358 | 52 | 93 | 12 | 5 | 1 | 30 | 10 | 0 | 2 | 56 | 0 | 71 | 7 | 8 | 7 | 330 | .363 | 14 |
| Nogowski, John | .285 | 84 | 288 | 35 | 82 | 15 | 0 | 7 | 37 | 3 | 2 | 7 | 25 | 1 | 37 | 0 | 1 | 9 | 410 | .354 | 7 |
| Paz, Andy | .421 | 6 | 19 | 5 | 8 | 1 | 1 | 0 | 2 | 0 | 0 | 0 | 4 | 0 | 1 | 1 | 0 | 0 | 579 | .522 | 0 |
| Pimentel, Sandber | .237 | 117 | 417 | 61 | 99 | 18 | 1 | 21 | 66 | 0 | 1 | 7 | 60 | 1 | 145 | 1 | 0 | 9 | 436 | .342 | 18 |
| Raga, Argenis | .263 | 84 | 289 | 40 | 76 | 19 | 1 | 2 | 41 | 5 | 5 | 2 | 29 | 0 | 62 | 5 | 1 | 15 | 356 | .329 | 10 |
| Schrock, Max | .111 | 2 | 9 | 0 | 1 | 0 | 0 | 0 | 0 | 0 | 0 | 0 | 0 | 0 | 0 | 0 | 0 | 1 | 111 | .111 | 0 |
| Sogard, Eric | .286 | 2 | 7 | 1 | 2 | 0 | 0 | 0 | 1 | 0 | 0 | 0 | 0 | 0 | 2 | 0 | 0 | 0 | 286 | .286 | 0 |
| Valencia, Danny | .143 | 2 | 7 | 1 | 1 | 0 | 0 | 0 | 1 | 1 | 0 | 0 | 0 | 0 | 0 | 0 | 0 | 0 | 571 | .143 | 2 |
| White, Mikey | .247 | 124 | 469 | 65 | 116 | 25 | 3 | 6 | 50 | 3 | 2 | 7 | 40 | 0 | 130 | 4 | 2 | 12 | 352 | .315 | 15 |
| Team Total | .265 | 140 | 4841 | 691 | 1283 | 252 | 30 | 108 | 632 | 37 | 33 | 76 | 539 | 8 | 1226 | 87 | 53 | 109 | 396 | .346 | 176 |

| PITCHERS | W | L | ERA | G | GS | CG | SHO | SV | SVO | IP | H | R | ER | HR | HB | BB | IBB | SO | WP | BK | AVG |
|--------------------|-----------|-----------|-------------|------------|------------|----------|----------|-----------|-----------|---------------|-------------|------------|------------|------------|-----------|------------|-----------|-------------|------------|----------|-------------|
| Alvarez, Henderson | 0 | 1 | 4.73 | 5 | 5 | 0 | 0 | 0 | 0 | 13.1 | 17 | 8 | 7 | 1 | 0 | 2 | 0 | 7 | 2 | 0 | 0.315 |
| Alvarez, R.J. | 0 | 0 | 4.50 | 2 | 0 | 0 | 0 | 0 | 0 | 2.0 | 2 | 1 | 1 | 1 | 0 | 0 | 0 | 2 | 0 | 0 | 0.250 |
| Bracewell, Ben | 1 | 1 | 12.60 | 5 | 0 | 0 | 0 | 1 | 2 | 5.0 | 6 | 8 | 7 | 0 | 1 | 3 | 0 | 5 | 0 | 0 | 0.300 |
| Butler, Brendan | 1 | 0 | 8.10 | 2 | 0 | 0 | 0 | 0 | 0 | 3.1 | 6 | 6 | 3 | 1 | 0 | 3 | 0 | 4 | 1 | 0 | 0.353 |
| Erwin, Zack | 3 | 10 | 6.53 | 18 | 16 | 0 | 0 | 0 | 1 | 80.0 | 109 | 70 | 58 | 11 | 5 | 32 | 2 | 58 | 11 | 0 | 0.325 |
| Fillmyer, Heath | 5 | 6 | 3.60 | 18 | 16 | 0 | 0 | 0 | 0 | 95.0 | 101 | 53 | 38 | 4 | 5 | 31 | 0 | 89 | 8 | 1 | 0.264 |
| Finnegan, Kyle | 1 | 0 | 3.32 | 13 | 0 | 0 | 0 | 1 | 2 | 21.2 | 19 | 8 | 8 | 1 | 0 | 12 | 1 | 28 | 3 | 0 | 0.235 |
| Friedrichs, Kyle | 3 | 7 | 4.29 | 18 | 18 | 0 | 0 | 0 | 0 | 100.2 | 109 | 54 | 48 | 10 | 2 | 10 | 0 | 86 | 9 | 0 | 0.268 |
| Gauna, Koby | 3 | 0 | 3.54 | 44 | 0 | 0 | 0 | 1 | 4 | 68.2 | 86 | 34 | 27 | 8 | 3 | 24 | 1 | 35 | 7 | 0 | 0.310 |
| Gorton, Ryan | 0 | 0 | 11.25 | 3 | 0 | 0 | 0 | 0 | 0 | 4.0 | 9 | 6 | 5 | 1 | 0 | 2 | 0 | 3 | 0 | 0 | 0.450 |
| Gossett, Daniel | 4 | 1 | 3.33 | 9 | 9 | 0 | 0 | 0 | 0 | 46.0 | 40 | 20 | 17 | 4 | 1 | 13 | 0 | 53 | 4 | 1 | 0.225 |
| Graves, Brett | 7 | 10 | 4.60 | 27 | 25 | 0 | 0 | 0 | 0 | 141.0 | 141 | 81 | 72 | 11 | 11 | 49 | 1 | 86 | 9 | 2 | 0.262 |
| Hendriks, Liam | 0 | 0 | 0.00 | 1 | 0 | 0 | 0 | 0 | 0 | 1.0 | 0 | 0 | 0 | 0 | 0 | 0 | 0 | 1 | 0 | 0 | 0.000 |
| Highberger, Nick | 1 | 0 | 0.00 | 2 | 0 | 0 | 0 | 0 | 0 | 4.0 | 2 | 0 | 0 | 0 | 1 | 2 | 0 | 3 | 0 | 0 | 0.154 |
| Hill, Rich | 0 | 0 | 3.00 | 1 | 1 | 0 | 0 | 0 | 0 | 3.0 | 4 | 1 | 1 | 0 | 0 | 0 | 0 | 6 | 0 | 0 | 0.308 |
| Holmes, Grant | 3 | 3 | 6.91 | 6 | 5 | 0 | 0 | 0 | 0 | 28.2 | 44 | 25 | 22 | 4 | 1 | 10 | 0 | 24 | 10 | 0 | 0.355 |
| Holmes, Grant | 11 | 7 | 4.63 | 26 | 23 | 0 | 0 | 1 | 1 | 134.0 | 147 | 85 | 69 | 10 | 3 | 53 | 0 | 124 | 18 | 1 | 0.277 |
| Huber, Rob | 0 | 1 | 10.45 | 15 | 0 | 0 | 0 | 0 | 0 | 20.2 | 30 | 28 | 24 | 4 | 2 | 19 | 1 | 18 | 5 | 0 | 0.323 |
| Jordan, Mitchell | 1 | 0 | 6.43 | 2 | 1 | 0 | 0 | 0 | 0 | 7.0 | 7 | 5 | 5 | 2 | 1 | 4 | 0 | 5 | 0 | 0 | 0.280 |
| Lyons, Jared | 1 | 0 | 4.91 | 5 | 0 | 0 | 0 | 0 | 1 | 7.1 | 5 | 4 | 4 | 0 | 0 | 4 | 0 | 10 | 2 | 0 | 0.192 |
| Manaea, Sean | 0 | 0 | 4.91 | 1 | 1 | 0 | 0 | 0 | 0 | 3.2 | 2 | 2 | 2 | 1 | 0 | 2 | 0 | 3 | 0 | 0 | 0.154 |
| Manarino, Evan | 2 | 1 | 1.27 | 6 | 3 | 0 | 0 | 0 | 1 | 28.1 | 23 | 6 | 4 | 0 | 0 | 8 | 0 | 18 | 0 | 0 | 0.230 |
| Meisner, Casey | 1 | 14 | 4.85 | 28 | 19 | 0 | 0 | 1 | 2 | 117.0 | 126 | 76 | 63 | 12 | 6 | 59 | 2 | 100 | 9 | 1 | 0.275 |
| Mercedes, Melvin | 0 | 0 | 2.70 | 3 | 0 | 0 | 0 | 0 | 0 | 3.1 | 1 | 1 | 1 | 1 | 0 | 3 | 0 | 4 | 0 | 0 | 0.100 |
| Miller, Corey | 0 | 2 | 6.18 | 26 | 0 | 0 | 0 | 0 | 1 | 39.1 | 43 | 31 | 27 | 9 | 1 | 13 | 1 | 34 | 9 | 0 | 0.269 |
| Murray, Michael | 1 | 2 | 7.62 | 3 | 3 | 0 | 0 | 0 | 0 | 13.0 | 16 | 13 | 11 | 3 | 1 | 7 | 0 | 9 | 1 | 0 | 0.291 |
| Naile, James | 4 | 1 | 3.76 | 8 | 7 | 0 | 0 | 0 | 0 | 40.2 | 39 | 17 | 17 | 5 | 1 | 11 | 0 | 46 | 5 | 0 | 0.257 |
| Navas, Carlos | 3 | 7 | 4.08 | 40 | 0 | 0 | 0 | 6 | 12 | 53.0 | 46 | 31 | 24 | 5 | 4 | 22 | 5 | 67 | 9 | 1 | 0.230 |
| Nogowski, John | 2 | 0 | 3.00 | 3 | 0 | 0 | 0 | 0 | 0 | 6.0 | 4 | 2 | 2 | 0 | 1 | 5 | 0 | 3 | 2 | 0 | 0.190 |
| Sergey, Matt | 2 | 0 | 4.00 | 12 | 3 | 0 | 0 | 0 | 2 | 27.0 | 22 | 14 | 12 | 8 | 1 | 9 | 1 | 41 | 2 | 0 | 0.220 |
| Stalcup, Matt | 3 | 1 | 7.23 | 22 | 6 | 0 | 0 | 0 | 1 | 56.0 | 72 | 48 | 45 | 10 | 2 | 29 | 0 | 39 | 6 | 0 | 0.332 |
| Stull, Cody | 3 | 2 | 1.46 | 36 | 0 | 0 | 0 | 6 | 9 | 55.2 | 48 | 21 | 9 | 2 | 2 | 11 | 0 | 63 | 3 | 0 | 0.231 |
| Trivino, Lou | 1 | 3 | 3.02 | 33 | 0 | 0 | 0 | 2 | 4 | 41.2 | 38 | 19 | 14 | 0 | 6 | 18 | 1 | 49 | 7 | 0 | 0.239 |
| Veliz, Victor | 0 | 1 | 7.24 | 20 | 0 | 0 | 0 | 0 | 0 | 27.1 | 34 | 26 | 22 | 6 | 1 | 12 | 0 | 21 | 4 | 1 | 0.298 |
| Wagman, Joey | 4 | 6 | 3.67 | 33 | 2 | 0 | 0 | 2 | 5 | 76.0 | 80 | 42 | 31 | 4 | 3 | 21 | 2 | 78 | 6 | 0 | 0.269 |
| Wahl, Bobby | 0 | 0 | 6.75 | 3 | 0 | 0 | 0 | 0 | 0 | 4.0 | 3 | 3 | 3 | 0 | 0 | 5 | 0 | 3 | 2 | 0 | 0.231 |
| Team Total | 60 | 80 | 4.56 | 140 | 140 | 0 | 5 | 20 | 47 | 1244.1 | 1334 | 764 | 630 | 129 | 62 | 455 | 18 | 1101 | 136 | 7 | .273 |

PLAYER DEVELOPMENT

Minor League Statistics, continued

BELOIT

| BATTERS | AVG | G | AB | R | H | 2B | 3B | HR | RBI | SH | SF | HP | BB | IBB | SO | SB | CS | DP | SLG | OBP | E |
|-----------------------|-------------|------------|-------------|------------|-------------|------------|-----------|-----------|------------|-----------|-----------|-----------|------------|-----------|-------------|-----------|-----------|-----------|-------------|-------------|------------|
| Barrera, Luis | .286 | 19 | 70 | 8 | 20 | 4 | 2 | 1 | 4 | 1 | 1 | 0 | 4 | 0 | 17 | 3 | 1 | 0 | .443 | .320 | 1 |
| Bolt, Skye | .231 | 101 | 342 | 34 | 79 | 20 | 2 | 5 | 37 | 0 | 11 | 7 | 42 | 1 | 88 | 10 | 5 | 9 | .345 | .318 | 3 |
| Chavez, Jose | .207 | 80 | 251 | 19 | 52 | 9 | 0 | 0 | 15 | 5 | 3 | 2 | 12 | 0 | 51 | 0 | 0 | 9 | .243 | .246 | 6 |
| Collins, Nick | .194 | 21 | 67 | 8 | 13 | 4 | 0 | 2 | 9 | 0 | 0 | 0 | 4 | 0 | 14 | 0 | 0 | 1 | .343 | .239 | 3 |
| Devencenzi, Jordan | .281 | 38 | 114 | 11 | 32 | 6 | 0 | 0 | 8 | 2 | 1 | 1 | 12 | 0 | 17 | 1 | 1 | 3 | .333 | .352 | 0 |
| Diaz, Edwin | .236 | 92 | 296 | 31 | 70 | 13 | 0 | 5 | 34 | 6 | 4 | 8 | 26 | 0 | 101 | 4 | 2 | 7 | .331 | .311 | 17 |
| Gavitt, Tom | .250 | 5 | 16 | 2 | 4 | 1 | 0 | 0 | 2 | 0 | 0 | 0 | 1 | 0 | 5 | 0 | 0 | 0 | .313 | .294 | 0 |
| Gilbert, Trent | .269 | 129 | 476 | 48 | 128 | 35 | 3 | 4 | 47 | 1 | 2 | 5 | 37 | 1 | 104 | 1 | 2 | 5 | .380 | .327 | 8 |
| Gonzalez, Roger | .000 | 2 | 7 | 0 | 0 | 0 | 0 | 0 | 0 | 0 | 0 | 0 | 0 | 0 | 2 | 0 | 0 | 0 | .000 | .000 | 1 |
| Guzman, Miguel | .300 | 3 | 10 | 1 | 3 | 1 | 0 | 0 | 0 | 0 | 0 | 0 | 0 | 0 | 0 | 0 | 0 | 0 | 1.400 | .300 | 1 |
| Higley, Justin | .237 | 115 | 396 | 49 | 94 | 17 | 7 | 6 | 25 | 0 | 3 | 3 | 42 | 3 | 148 | 18 | 5 | 3 | .361 | .313 | 3 |
| Howell, Ryan | .216 | 107 | 342 | 48 | 74 | 22 | 2 | 7 | 22 | 2 | 0 | 6 | 61 | 1 | 116 | 2 | 3 | 5 | .354 | .345 | 15 |
| Iriart, Chris | .231 | 79 | 277 | 31 | 64 | 13 | 0 | 16 | 47 | 0 | 2 | 8 | 29 | 2 | 89 | 0 | 0 | 7 | .451 | .320 | 6 |
| Loehr, Trace | .249 | 103 | 357 | 35 | 89 | 19 | 7 | 1 | 30 | 6 | 1 | 2 | 20 | 2 | 77 | 13 | 6 | 5 | .350 | .292 | 21 |
| Lopez, Jesus | .202 | 89 | 302 | 31 | 61 | 13 | 2 | 2 | 24 | 3 | 2 | 0 | 24 | 0 | 88 | 2 | 1 | 7 | .278 | .259 | 12 |
| Martin, Mike | .298 | 34 | 121 | 16 | 36 | 3 | 0 | 1 | 20 | 5 | 1 | 1 | 14 | 0 | 22 | 7 | 2 | 2 | .347 | .372 | 1 |
| Martinez, Robert | .207 | 29 | 87 | 10 | 18 | 4 | 0 | 3 | 7 | 0 | 0 | 0 | 9 | 0 | 33 | 0 | 1 | 1 | .356 | .281 | 0 |
| Pallares, Steven | .132 | 36 | 106 | 10 | 14 | 1 | 0 | 1 | 7 | 0 | 0 | 0 | 28 | 0 | 20 | 3 | 2 | 2 | .170 | .313 | 1 |
| Paz, Andy | .250 | 4 | 16 | 2 | 4 | 0 | 0 | 0 | 3 | 0 | 0 | 0 | 1 | 0 | 4 | 0 | 0 | 0 | .250 | .294 | 1 |
| Rodriguez, Jean Carlo | .232 | 55 | 190 | 25 | 44 | 16 | 1 | 2 | 19 | 3 | 1 | 3 | 17 | 0 | 33 | 0 | 5 | 5 | .358 | .303 | 10 |
| Siddall, Brett | .241 | 135 | 481 | 50 | 116 | 24 | 2 | 9 | 60 | 0 | 3 | 11 | 47 | 1 | 98 | 5 | 6 | 8 | .356 | .321 | 3 |
| Soto, Michael | .169 | 40 | 130 | 6 | 22 | 3 | 0 | 1 | 12 | 0 | 1 | 0 | 11 | 0 | 42 | 1 | 0 | 7 | .215 | .232 | 2 |
| Theroux, Collin | .000 | 7 | 21 | 0 | 0 | 0 | 0 | 0 | 0 | 0 | 0 | 0 | 2 | 0 | 15 | 1 | 0 | 0 | .000 | .087 | 2 |
| Team Total | .232 | 139 | 4475 | 475 | 1037 | 228 | 28 | 66 | 432 | 34 | 36 | 57 | 443 | 11 | 1184 | 71 | 42 | 87 | .339 | .307 | 136 |

| PITCHERS | W | L | ERA | G | GS | CG | SHO | SV | SVO | IP | H | R | ER | HR | HB | BB | IBB | SO | WP | BK | AVG |
|-----------------------|-----------|-----------|-------------|------------|------------|----------|----------|-----------|-----------|---------------|-------------|------------|------------|-----------|-----------|------------|-----------|------------|------------|----------|-------------|
| Alejo, Yordy | 1 | 0 | 0.00 | 5 | 0 | 0 | 0 | 0 | 0 | 4.2 | 6 | 0 | 0 | 0 | 0 | 0 | 0 | 2 | 0 | 0 | .353 |
| Altamirano, Xavier | 2 | 4 | 4.85 | 8 | 5 | 0 | 0 | 1 | 2 | 26.0 | 31 | 17 | 14 | 2 | 1 | 11 | 0 | 18 | 2 | 0 | .304 |
| Berube, Marc | 0 | 1 | 15.43 | 3 | 0 | 0 | 0 | 0 | 0 | 2.1 | 4 | 4 | 4 | 0 | 0 | 4 | 1 | 4 | 3 | 0 | .364 |
| Biegalski, Boomer | 8 | 8 | 3.70 | 28 | 25 | 0 | 0 | 0 | 0 | 153.1 | 144 | 72 | 63 | 14 | 3 | 38 | 1 | 115 | 8 | 0 | .252 |
| Blackwood, Nolan | 2 | 2 | 4.05 | 13 | 0 | 0 | 0 | 2 | 4 | 20.0 | 21 | 9 | 9 | 1 | 0 | 5 | 1 | 20 | 0 | 0 | .276 |
| Butler, Brendan | 1 | 5 | 3.14 | 9 | 9 | 1 | 0 | 0 | 0 | 51.2 | 44 | 22 | 18 | 4 | 8 | 15 | 0 | 46 | 5 | 0 | .229 |
| Driver, Dustin | 0 | 2 | 9.47 | 13 | 2 | 0 | 0 | 0 | 1 | 19.0 | 23 | 21 | 20 | 2 | 0 | 23 | 0 | 11 | 7 | 0 | .324 |
| Duno, Angel | 7 | 7 | 2.68 | 24 | 20 | 0 | 0 | 0 | 0 | 121.0 | 130 | 43 | 36 | 7 | 3 | 16 | 0 | 76 | 5 | 1 | .273 |
| Erwin, Zack | 1 | 0 | 5.40 | 5 | 4 | 0 | 0 | 0 | 0 | 18.1 | 25 | 11 | 11 | 4 | 0 | 3 | 0 | 16 | 0 | 0 | .316 |
| Fagan, Michael | 0 | 0 | 9.45 | 7 | 0 | 0 | 0 | 0 | 0 | 6.2 | 5 | 7 | 7 | 0 | 2 | 6 | 0 | 7 | 6 | 0 | .208 |
| Friedrichs, Kyle | 3 | 2 | 1.25 | 10 | 8 | 0 | 0 | 0 | 0 | 50.1 | 38 | 10 | 7 | 2 | 5 | 6 | 0 | 31 | 0 | 0 | .216 |
| Huber, Rob | 1 | 5 | 3.56 | 29 | 1 | 0 | 0 | 1 | 5 | 43.0 | 40 | 18 | 17 | 1 | 4 | 20 | 0 | 45 | 4 | 0 | .252 |
| Hurlbutt, Dustin | 3 | 6 | 2.57 | 19 | 14 | 1 | 0 | 0 | 0 | 98.0 | 89 | 36 | 28 | 6 | 3 | 24 | 0 | 78 | 3 | 0 | .248 |
| Johnson, Kevin | 0 | 1 | 3.42 | 12 | 4 | 0 | 0 | 1 | 2 | 26.1 | 31 | 12 | 10 | 3 | 1 | 12 | 0 | 16 | 4 | 0 | .295 |
| Kurz, Cody | 3 | 7 | 4.89 | 40 | 0 | 0 | 0 | 6 | 7 | 42.1 | 32 | 25 | 23 | 2 | 5 | 37 | 2 | 36 | 8 | 0 | .212 |
| Lyons, Jared | 5 | 3 | 1.72 | 41 | 0 | 0 | 0 | 7 | 10 | 52.1 | 42 | 13 | 10 | 1 | 1 | 16 | 1 | 61 | 2 | 0 | .226 |
| Manarino, Evan | 8 | 5 | 2.15 | 22 | 18 | 0 | 0 | 0 | 0 | 121.2 | 112 | 37 | 29 | 1 | 2 | 20 | 1 | 103 | 8 | 0 | .246 |
| Miller, Corey | 0 | 2 | 2.31 | 16 | 0 | 0 | 0 | 3 | 4 | 23.1 | 21 | 9 | 6 | 0 | 1 | 8 | 1 | 16 | 3 | 0 | .241 |
| Murray, Michael | 4 | 2 | 4.28 | 12 | 12 | 0 | 0 | 0 | 0 | 61.0 | 72 | 31 | 29 | 6 | 0 | 13 | 0 | 53 | 3 | 0 | .299 |
| Naile, James | 3 | 8 | 2.66 | 15 | 14 | 0 | 0 | 0 | 0 | 88.0 | 67 | 37 | 26 | 2 | 0 | 19 | 1 | 64 | 3 | 2 | .211 |
| Rodriguez, Jean Carlo | 0 | 0 | 0.00 | 1 | 0 | 0 | 0 | 0 | 0 | 0.1 | 0 | 0 | 0 | 0 | 0 | 0 | 0 | 1 | 0 | 0 | .000 |
| Ruiz, Armando | 3 | 4 | 3.46 | 39 | 1 | 0 | 0 | 3 | 5 | 52.0 | 42 | 20 | 20 | 0 | 4 | 25 | 2 | 50 | 5 | 0 | .227 |
| Schwartz, Jordan | 0 | 1 | 4.98 | 9 | 0 | 0 | 0 | 0 | 2 | 21.2 | 20 | 13 | 12 | 2 | 3 | 8 | 1 | 14 | 2 | 0 | .253 |
| Soto, Michael | 0 | 0 | 36.00 | 1 | 0 | 0 | 0 | 0 | 0 | 1.0 | 4 | 4 | 4 | 1 | 0 | 1 | 0 | 0 | 0 | 0 | .500 |
| Tomasovich, Andrew | 2 | 2 | 5.67 | 33 | 0 | 0 | 0 | 1 | 3 | 39.2 | 39 | 30 | 25 | 1 | 7 | 26 | 0 | 50 | 8 | 0 | .257 |
| Veliz, Victor | 0 | 0 | 0.00 | 2 | 0 | 0 | 0 | 0 | 0 | 7.1 | 1 | 0 | 0 | 0 | 0 | 1 | 0 | 4 | 0 | 0 | .043 |
| Willman, Tyler | 1 | 1 | 2.91 | 18 | 0 | 0 | 0 | 3 | 5 | 21.2 | 15 | 8 | 7 | 0 | 4 | 23 | 0 | 21 | 5 | 0 | .188 |
| Zambrano, Jesus | 1 | 2 | 7.04 | 10 | 2 | 0 | 0 | 0 | 1 | 23.0 | 42 | 26 | 18 | 2 | 1 | 5 | 0 | 14 | 6 | 0 | .393 |
| Team Total | 59 | 80 | 3.40 | 139 | 139 | 2 | 8 | 28 | 51 | 1196.0 | 1140 | 535 | 452 | 64 | 58 | 385 | 12 | 972 | 100 | 3 | .254 |

VERMONT

| BATTERS | AVG | G | AB | R | H | 2B | 3B | HR | RBI | SH | SF | HP | BB | IBB | SO | SB | CS | DP | SLG | OBP | E |
|-------------------|-------------|-----------|-------------|------------|------------|------------|-----------|-----------|------------|----------|-----------|-----------|------------|----------|------------|-----------|-----------|-----------|-------------|-------------|------------|
| Barrera, Luis | .321 | 41 | 159 | 26 | 51 | 10 | 0 | 2 | 18 | 0 | 2 | 0 | 16 | 0 | 29 | 5 | 2 | 2 | 421 | .379 | 1 |
| Bennie, Robert | .169 | 22 | 71 | 5 | 12 | 1 | 1 | 0 | 3 | 0 | 0 | 0 | 5 | 0 | 32 | 0 | 0 | 0 | 211 | .224 | 0 |
| Blair, Carson | .375 | 4 | 16 | 2 | 6 | 2 | 0 | 0 | 1 | 0 | 0 | 0 | 0 | 0 | 6 | 0 | 0 | 0 | 500 | .375 | 0 |
| Collins, Nick | .136 | 23 | 66 | 3 | 9 | 5 | 0 | 0 | 7 | 0 | 1 | 1 | 11 | 0 | 18 | 1 | 0 | 2 | 212 | .266 | 1 |
| Costa, Jarrett | .171 | 11 | 35 | 0 | 6 | 1 | 0 | 0 | 3 | 0 | 0 | 1 | 4 | 0 | 9 | 0 | 0 | 1 | 200 | .275 | 0 |
| Godard, Javier | .000 | 3 | 13 | 1 | 0 | 0 | 0 | 0 | 0 | 0 | 0 | 0 | 0 | 0 | 3 | 0 | 0 | 0 | .000 | .000 | 0 |
| Guzman, Miguel | .139 | 21 | 72 | 8 | 10 | 3 | 0 | 2 | 6 | 0 | 0 | 2 | 4 | 0 | 19 | 1 | 0 | 5 | 264 | .205 | 7 |
| Lage, Jesus | .333 | 3 | 9 | 1 | 3 | 0 | 0 | 0 | 0 | 0 | 0 | 0 | 0 | 0 | 4 | 2 | 0 | 0 | .333 | .333 | 2 |
| Lopez, Jesus | .133 | 13 | 45 | 3 | 6 | 1 | 0 | 0 | 1 | 0 | 0 | 0 | 6 | 1 | 11 | 1 | 1 | 4 | 156 | .235 | 6 |
| Marinez, Eric | .251 | 60 | 235 | 18 | 59 | 10 | 3 | 1 | 19 | 0 | 2 | 0 | 4 | 0 | 47 | 1 | 5 | 6 | 332 | .261 | 15 |
| Mercedes, Miguel | .258 | 67 | 248 | 32 | 64 | 9 | 1 | 12 | 43 | 0 | 4 | 3 | 23 | 0 | 74 | 0 | 0 | 4 | 448 | .324 | 13 |
| Mondou, Nate | .298 | 60 | 225 | 27 | 67 | 11 | 2 | 0 | 24 | 1 | 0 | 4 | 24 | 0 | 37 | 6 | 6 | 6 | 364 | .375 | 11 |
| Murphy, Sean | .237 | 22 | 76 | 10 | 18 | 1 | 0 | 2 | 7 | 0 | 0 | 0 | 9 | 0 | 12 | 1 | 0 | 6 | 329 | .318 | 3 |
| Pallares, Steven | .190 | 57 | 174 | 20 | 33 | 2 | 0 | 0 | 10 | 2 | 2 | 3 | 28 | 0 | 28 | 14 | 1 | 2 | 201 | .309 | 5 |
| Persico, Luke | .201 | 48 | 164 | 17 | 33 | 5 | 0 | 3 | 14 | 0 | 4 | 0 | 16 | 0 | 40 | 4 | 2 | 1 | 287 | .266 | 7 |
| Proudfoot, Tim | .100 | 5 | 10 | 0 | 1 | 0 | 0 | 0 | 0 | 0 | 0 | 0 | 3 | 0 | 7 | 0 | 0 | 0 | .100 | .308 | 0 |
| Ramirez, Tyler | .220 | 48 | 150 | 22 | 33 | 8 | 1 | 2 | 15 | 0 | 2 | 5 | 19 | 0 | 39 | 5 | 0 | 1 | 327 | .324 | 2 |
| Rodriguez, Jhonny | .230 | 35 | 135 | 14 | 31 | 9 | 0 | 2 | 13 | 0 | 3 | 0 | 6 | 1 | 31 | 1 | 1 | 4 | 341 | .257 | 9 |
| Shelby, JaVon | .186 | 56 | 194 | 16 | 36 | 9 | 0 | 5 | 18 | 0 | 0 | 0 | 25 | 0 | 51 | 5 | 4 | 4 | 309 | .279 | 14 |
| Sunde, Brett | .250 | 27 | 80 | 7 | 20 | 2 | 1 | 0 | 5 | 2 | 1 | 1 | 8 | 0 | 23 | 0 | 1 | 2 | 300 | .322 | 2 |
| Terrell, James | .220 | 26 | 91 | 8 | 20 | 2 | 0 | 1 | 6 | 2 | 0 | 2 | 4 | 0 | 39 | 3 | 0 | 2 | 275 | .268 | 0 |
| White, Eli | .279 | 64 | 233 | 31 | 65 | 11 | 1 | 2 | 25 | 0 | 6 | 2 | 26 | 0 | 65 | 12 | 3 | 2 | 361 | .348 | 12 |
| Team Total | .233 | 76 | 2501 | 271 | 583 | 102 | 10 | 34 | 238 | 7 | 27 | 24 | 241 | 2 | 624 | 62 | 26 | 54 | .323 | .304 | 127 |

| PITCHERS | W | L | ERA | G | GS | CG | SHO | SV | SVO | IP | H | R | ER | HR | HB | BB | IBB | SO | WP | BK | AVG |
|--------------------|-----------|-----------|-------------|-----------|-----------|----------|----------|-----------|-----------|--------------|------------|------------|------------|-----------|-----------|------------|----------|------------|-----------|----------|-------------|
| Alejo, Yordy | 0 | 3 | 2.29 | 13 | 0 | 0 | 0 | 3 | 4 | 19.2 | 16 | 6 | 5 | 0 | 0 | 9 | 0 | 17 | 0 | 0 | .222 |
| Altamirano, Xavier | 3 | 3 | 2.48 | 14 | 9 | 0 | 0 | 0 | 1 | 65.1 | 60 | 22 | 18 | 3 | 3 | 10 | 0 | 57 | 3 | 1 | .242 |
| Andueza, Ivan | 2 | 3 | 4.68 | 13 | 7 | 0 | 0 | 0 | 0 | 57.2 | 54 | 36 | 30 | 4 | 3 | 29 | 0 | 43 | 5 | 1 | .248 |
| Bailey, Brandon | 3 | 1 | 3.08 | 10 | 5 | 0 | 0 | 0 | 0 | 38.0 | 26 | 14 | 13 | 1 | 0 | 9 | 0 | 42 | 3 | 0 | .193 |
| Beasley, Derek | 1 | 2 | 5.96 | 13 | 1 | 0 | 0 | 0 | 2 | 25.2 | 35 | 20 | 17 | 2 | 3 | 7 | 0 | 28 | 3 | 0 | .315 |
| Berube, Marc | 0 | 1 | 4.85 | 7 | 0 | 0 | 0 | 0 | 1 | 13.0 | 7 | 8 | 7 | 0 | 3 | 10 | 0 | 8 | 4 | 0 | .167 |
| Blackwood, Nolan | 0 | 0 | 2.84 | 5 | 0 | 0 | 0 | 4 | 5 | 6.1 | 6 | 3 | 2 | 0 | 1 | 1 | 0 | 5 | 0 | 0 | .240 |
| Bowers, Heath | 3 | 7 | 4.31 | 15 | 10 | 0 | 0 | 0 | 0 | 71.0 | 71 | 44 | 34 | 2 | 11 | 28 | 1 | 44 | 4 | 1 | .260 |
| Butler, Brendan | 2 | 1 | 1.95 | 7 | 5 | 0 | 0 | 0 | 0 | 37.0 | 31 | 9 | 8 | 1 | 4 | 8 | 0 | 32 | 2 | 0 | .230 |
| Chalmers, Dakota | 5 | 4 | 4.70 | 15 | 13 | 0 | 0 | 0 | 0 | 67.0 | 55 | 41 | 35 | 8 | 6 | 37 | 0 | 62 | 8 | 0 | .217 |
| Damron, Ty | 0 | 3 | 5.06 | 10 | 0 | 0 | 0 | 1 | 1 | 16.0 | 15 | 13 | 9 | 1 | 1 | 9 | 0 | 15 | 1 | 0 | .238 |
| Driver, Dustin | 0 | 1 | 3.86 | 2 | 0 | 0 | 0 | 0 | 0 | 4.2 | 8 | 4 | 2 | 0 | 1 | 3 | 0 | 7 | 0 | 0 | .364 |
| Gilbert, Will | 2 | 2 | 2.81 | 15 | 0 | 0 | 0 | 1 | 2 | 25.2 | 18 | 8 | 8 | 0 | 2 | 12 | 0 | 31 | 2 | 0 | .194 |
| Guzman, Miguel | 0 | 0 | 0.00 | 1 | 0 | 0 | 0 | 0 | 0 | 2.0 | 1 | 0 | 0 | 0 | 0 | 1 | 0 | 0 | 1 | 0 | .143 |
| Johnson, Kevin | 0 | 1 | 7.71 | 1 | 1 | 0 | 0 | 0 | 0 | 4.2 | 6 | 4 | 4 | 0 | 4 | 0 | 3 | 2 | 0 | 0 | .333 |
| Kelliher, Branden | 1 | 1 | 11.65 | 10 | 0 | 0 | 0 | 0 | 0 | 17.0 | 28 | 22 | 22 | 2 | 5 | 15 | 0 | 3 | 10 | 0 | .368 |
| Martinez, Jorge | 0 | 1 | 6.00 | 2 | 0 | 0 | 0 | 0 | 0 | 3.0 | 4 | 3 | 2 | 1 | 1 | 0 | 0 | 4 | 0 | 0 | .333 |
| Milburn, Matt | 1 | 2 | 6.92 | 5 | 0 | 0 | 0 | 0 | 1 | 13.0 | 22 | 11 | 10 | 0 | 1 | 0 | 0 | 14 | 1 | 0 | .379 |
| Painton, Tyler | 0 | 1 | 3.69 | 15 | 0 | 0 | 0 | 1 | 2 | 31.2 | 31 | 14 | 13 | 1 | 4 | 15 | 0 | 18 | 2 | 1 | .270 |
| Pallares, Steven | 1 | 0 | 5.40 | 2 | 0 | 0 | 0 | 0 | 0 | 3.1 | 3 | 2 | 2 | 1 | 1 | 3 | 0 | 3 | 0 | 0 | .231 |
| Puk, A.J. | 0 | 4 | 3.03 | 10 | 10 | 0 | 0 | 0 | 0 | 32.2 | 23 | 18 | 11 | 0 | 0 | 12 | 0 | 40 | 3 | 0 | .185 |
| Sawyer, Dalton | 0 | 3 | 3.38 | 14 | 0 | 0 | 0 | 3 | 5 | 18.2 | 15 | 9 | 7 | 1 | 2 | 10 | 1 | 26 | 2 | 0 | .221 |
| Shore, Logan | 0 | 2 | 2.57 | 7 | 7 | 0 | 0 | 0 | 0 | 21.0 | 17 | 10 | 6 | 1 | 0 | 7 | 0 | 19 | 2 | 0 | .200 |
| Shwartz, Jordan | 1 | 0 | 2.45 | 8 | 1 | 0 | 0 | 1 | 1 | 14.2 | 11 | 10 | 4 | 1 | 1 | 12 | 1 | 21 | 2 | 0 | .200 |
| Shore, Logan | 0 | 2 | 2.57 | 7 | 7 | 0 | 0 | 0 | 0 | 21.0 | 17 | 10 | 6 | 1 | 0 | 7 | 0 | 19 | 2 | 0 | .207 |
| Willman, Tyler | 1 | 0 | 0.00 | 2 | 0 | 0 | 0 | 0 | 0 | 2.2 | 0 | 0 | 0 | 0 | 0 | 0 | 0 | 2 | 0 | 0 | .000 |
| Zambrano, Jesus | 2 | 2 | 3.83 | 16 | 7 | 0 | 0 | 0 | 1 | 49.1 | 54 | 27 | 21 | 3 | 1 | 18 | 0 | 28 | 4 | 0 | .271 |
| Team Total | 28 | 48 | 3.95 | 76 | 76 | 0 | 3 | 14 | 26 | 660.2 | 617 | 358 | 290 | 33 | 54 | 269 | 3 | 572 | 64 | 4 | .244 |

ARIZONA

| BATTERS | AVG | G | AB | R | H | 2B | 3B | HR | RBI | SH | SF | HP | BB | IBB | SO | SB | CS | DP | SLG | OBP | E |
|----------------------|-------------|-----------|-------------|------------|------------|------------|-----------|----------|------------|-----------|-----------|-----------|------------|----------|------------|-----------|-----------|-----------|-------------|-------------|-----------|
| Bennie, Robert | .336 | 29 | 110 | 21 | 37 | 8 | 5 | 0 | 26 | 0 | 1 | 1 | 9 | 0 | 32 | 3 | 2 | 0 | .500 | .388 | 0 |
| Bittiger, Brett | .167 | 3 | 6 | 2 | 1 | 0 | 0 | 0 | 0 | 0 | 0 | 1 | 0 | 0 | 1 | 0 | 0 | 0 | .167 | .286 | 3 |
| Churlin, Anthony | .236 | 27 | 89 | 7 | 21 | 2 | 1 | 0 | 4 | 1 | 0 | 1 | 9 | 0 | 28 | 2 | 2 | 0 | .281 | .313 | 3 |
| Costa, Jarrett | .219 | 13 | 32 | 3 | 7 | 2 | 0 | 0 | 4 | 0 | 2 | 2 | 6 | 0 | 11 | 0 | 0 | 0 | .281 | .357 | 0 |
| Godard, Javier | .277 | 36 | 130 | 22 | 36 | 6 | 1 | 0 | 16 | 3 | 4 | 4 | 12 | 0 | 21 | 9 | 4 | 6 | .338 | .347 | 4 |
| Gonzalez, Roger | .357 | 9 | 28 | 3 | 10 | 3 | 0 | 1 | 4 | 0 | 0 | 1 | 5 | 0 | 5 | 0 | 0 | 1 | .571 | .471 | 0 |
| Gould, Charley | .273 | 49 | 183 | 20 | 50 | 9 | 1 | 1 | 38 | 0 | 3 | 5 | 15 | 1 | 25 | 1 | 1 | 5 | .350 | .340 | 7 |
| Gruber, Cole | .214 | 35 | 126 | 29 | 27 | 6 | 2 | 0 | 7 | 1 | 1 | 2 | 24 | 0 | 39 | 28 | 2 | 2 | .294 | .346 | 3 |
| Guzman, Miguel | .357 | 11 | 42 | 2 | 15 | 3 | 0 | 1 | 9 | 0 | 0 | 1 | 0 | 0 | 4 | 0 | 1 | 0 | .500 | .372 | 1 |
| Hiciano, Carlos | .116 | 11 | 43 | 5 | 5 | 0 | 0 | 0 | 2 | 0 | 0 | 0 | 0 | 0 | 18 | 3 | 0 | 2 | .116 | .116 | 4 |
| Iriart, Chris | .500 | 2 | 6 | 2 | 3 | 3 | 0 | 0 | 1 | 0 | 0 | 0 | 0 | 0 | 1 | 0 | 0 | 0 | 1.000 | .500 | 0 |
| Lage, Jesus | .172 | 34 | 116 | 20 | 20 | 4 | 2 | 0 | 11 | 2 | 0 | 3 | 13 | 0 | 42 | 4 | 1 | 2 | .241 | .273 | 14 |
| Martinez, Robert | .353 | 9 | 34 | 8 | 12 | 6 | 0 | 1 | 6 | 0 | 0 | 0 | 4 | 0 | 9 | 1 | 0 | 0 | .618 | .421 | 0 |
| McCray, Jeramiah | .202 | 32 | 114 | 17 | 23 | 3 | 5 | 0 | 15 | 0 | 0 | 1 | 8 | 0 | 36 | 8 | 2 | 1 | .316 | .260 | 2 |
| Mondou, Nate | .000 | 1 | 1 | 0 | 0 | 0 | 0 | 0 | 0 | 0 | 0 | 0 | 1 | 0 | 0 | 0 | 0 | 0 | .000 | .500 | 0 |
| Mullen, Robert | .260 | 30 | 96 | 13 | 25 | 7 | 2 | 1 | 12 | 0 | 1 | 0 | 16 | 0 | 21 | 0 | 0 | 2 | .406 | .363 | 2 |
| Murphy, Sean | .000 | 1 | 3 | 1 | 0 | 0 | 0 | 0 | 0 | 0 | 0 | 0 | 0 | 0 | 0 | 0 | 0 | 0 | .000 | .000 | 0 |
| Nowlin, Kyle | .260 | 44 | 154 | 26 | 40 | 11 | 1 | 2 | 19 | 0 | 7 | 1 | 36 | 0 | 47 | 1 | 0 | 2 | .383 | .389 | 0 |
| Persico, Luke | .111 | 6 | 18 | 3 | 2 | 0 | 1 | 0 | 1 | 0 | 0 | 0 | 3 | 0 | 3 | 2 | 0 | 0 | .222 | .238 | 0 |
| Quintin, Christopher | .000 | 5 | 12 | 0 | 0 | 0 | 0 | 0 | 0 | 0 | 0 | 0 | 1 | 0 | 7 | 0 | 0 | 0 | .000 | .077 | 3 |
| Ramirez, Tyler | .286 | 8 | 28 | 5 | 8 | 3 | 2 | 0 | 8 | 0 | 0 | 0 | 1 | 0 | 10 | 1 | 0 | 0 | .536 | .310 | 0 |
| Rodriguez, Jhonny | .333 | 4 | 15 | 4 | 5 | 1 | 0 | 0 | 0 | 0 | 0 | 0 | 2 | 0 | 4 | 0 | 0 | 0 | .400 | .412 | 1 |
| Shelby, JaVon | .667 | 1 | 3 | 0 | 2 | 0 | 0 | 0 | 1 | 0 | 0 | 0 | 0 | 0 | 0 | 0 | 0 | 0 | .667 | .667 | 0 |
| Terrell, James | .200 | 14 | 50 | 8 | 10 | 3 | 4 | 0 | 8 | 1 | 1 | 2 | 3 | 0 | 13 | 0 | 1 | 3 | .420 | .268 | 2 |
| Theroux, Collin | .156 | 11 | 32 | 4 | 5 | 4 | 0 | 0 | 4 | 0 | 0 | 3 | 4 | 0 | 14 | 0 | 0 | 0 | .281 | .308 | 0 |
| Thomas, Casey | .258 | 37 | 120 | 15 | 31 | 2 | 0 | 0 | 18 | 3 | 2 | 2 | 6 | 0 | 25 | 3 | 0 | 2 | .275 | .300 | 10 |
| Vidales, Josh | .345 | 41 | 148 | 27 | 51 | 15 | 3 | 1 | 27 | 1 | 1 | 5 | 20 | 0 | 16 | 5 | 1 | 3 | .507 | .437 | 2 |
| Weber, Skyler | .173 | 22 | 75 | 7 | 13 | 2 | 0 | 0 | 4 | 0 | 0 | 0 | 6 | 0 | 14 | 5 | 0 | 3 | .200 | .235 | 3 |
| White, Eli | .000 | 1 | 3 | 0 | 0 | 0 | 0 | 0 | 0 | 0 | 0 | 0 | 0 | 0 | 0 | 0 | 0 | 0 | .000 | .000 | 2 |
| Team Total | .253 | 53 | 1817 | 274 | 459 | 103 | 30 | 8 | 245 | 12 | 23 | 35 | 204 | 1 | 446 | 76 | 17 | 34 | .356 | .336 | 82 |

| PITCHERS | W | L | ERA | G | GS | CG | SHO | SV | SVO | IP | H | R | ER | HR | HB | BB | IBB | SO | WP | BK | AVG |
|-----------------------|-----------|-----------|-------------|-----------|-----------|----------|----------|-----------|-----------|--------------|------------|------------|------------|-----------|-----------|------------|----------|------------|-----------|----------|-------------|
| Alvarez, Henderson | 0 | 0 | 0.00 | 1 | 1 | 0 | 0 | 0 | 0 | 1.0 | 1 | 0 | 0 | 0 | 0 | 0 | 0 | 1 | 0 | 0 | .250 |
| Andueza, Ivan | 0 | 0 | 0.00 | 1 | 1 | 0 | 0 | 0 | 0 | 5.0 | 4 | 1 | 0 | 0 | 0 | 1 | 0 | 4 | 0 | 0 | .200 |
| Bailey, Brandon | 0 | 0 | 1.80 | 2 | 2 | 0 | 0 | 0 | 0 | 5.0 | 7 | 1 | 1 | 0 | 0 | 1 | 0 | 4 | 0 | 0 | .333 |
| Beasley, Derek | 0 | 0 | 0.00 | 1 | 0 | 0 | 0 | 0 | 0 | 1.0 | 0 | 0 | 0 | 0 | 0 | 0 | 0 | 0 | 0 | 0 | .000 |
| Blanco, Argenis | 5 | 4 | 2.52 | 14 | 10 | 0 | 0 | 0 | 0 | 60.2 | 58 | 24 | 17 | 2 | 0 | 17 | 0 | 48 | 4 | 1 | .250 |
| Camacho, Joseph | 2 | 3 | 3.03 | 19 | 0 | 0 | 0 | 3 | 4 | 29.2 | 27 | 11 | 10 | 1 | 2 | 6 | 0 | 22 | 3 | 0 | .245 |
| Charles, Wandisson | 5 | 1 | 7.12 | 14 | 0 | 0 | 0 | 2 | 4 | 36.2 | 39 | 31 | 29 | 0 | 1 | 33 | 0 | 48 | 19 | 0 | .277 |
| De La Cruz, Frederick | 1 | 1 | 8.82 | 11 | 0 | 0 | 0 | 0 | 2 | 16.1 | 19 | 22 | 16 | 0 | 5 | 19 | 0 | 11 | 10 | 0 | .288 |
| Driver, Dustin | 0 | 1 | 3.12 | 4 | 3 | 0 | 0 | 0 | 0 | 8.2 | 9 | 3 | 3 | 0 | 0 | 7 | 0 | 7 | 3 | 0 | .290 |
| Duchene, Kevin | 1 | 0 | 3.70 | 7 | 2 | 0 | 0 | 0 | 0 | 24.1 | 24 | 16 | 10 | 1 | 2 | 11 | 0 | 15 | 3 | 0 | .253 |
| Ferreras, Kevin | 1 | 1 | 5.06 | 15 | 1 | 0 | 0 | 2 | 3 | 21.1 | 24 | 15 | 12 | 1 | 1 | 6 | 0 | 19 | 3 | 1 | .279 |
| Hall, Kris | 0 | 0 | 0.00 | 4 | 0 | 0 | 0 | 0 | 0 | 5.0 | 4 | 0 | 0 | 0 | 0 | 2 | 0 | 3 | 0 | 1 | .222 |
| Highberger, Nick | 2 | 2 | 3.38 | 17 | 0 | 0 | 0 | 3 | 4 | 26.2 | 33 | 15 | 10 | 1 | 1 | 7 | 0 | 18 | 5 | 0 | .297 |
| Jefferies, Daulton | 0 | 0 | 2.38 | 5 | 5 | 0 | 0 | 0 | 0 | 11.1 | 11 | 3 | 3 | 0 | 0 | 2 | 0 | 17 | 0 | 0 | .262 |
| Jordan, Mitchell | 1 | 1 | 3.08 | 12 | 11 | 0 | 0 | 0 | 0 | 38.0 | 39 | 14 | 13 | 2 | 4 | 8 | 0 | 33 | 2 | 0 | .265 |
| Kelliher, Branden | 0 | 1 | 13.50 | 2 | 0 | 0 | 0 | 0 | 1 | 4.0 | 7 | 7 | 6 | 0 | 0 | 5 | 0 | 2 | 0 | 0 | .389 |
| Mann, Brandon | 1 | 0 | 0.00 | 1 | 1 | 0 | 0 | 0 | 0 | 5.0 | 2 | 0 | 0 | 0 | 0 | 2 | 0 | 7 | 2 | 0 | .118 |
| Martinez, Seth | 0 | 0 | 3.86 | 3 | 0 | 0 | 0 | 1 | 1 | 2.1 | 3 | 1 | 1 | 0 | 0 | 2 | 0 | 2 | 0 | 0 | .333 |
| Milburn, Matt | 0 | 0 | 3.42 | 9 | 2 | 0 | 0 | 1 | 1 | 23.2 | 23 | 14 | 9 | 0 | 0 | 2 | 0 | 30 | 1 | 0 | .256 |
| Minaya, Yeudy | 1 | 0 | 2.03 | 6 | 1 | 0 | 0 | 1 | 1 | 13.1 | 6 | 4 | 3 | 0 | 0 | 4 | 0 | 8 | 2 | 0 | .136 |
| Nelo, Emerson | 0 | 1 | 7.82 | 12 | 0 | 0 | 0 | 1 | 1 | 25.1 | 40 | 25 | 22 | 1 | 1 | 10 | 0 | 18 | 4 | 0 | .360 |
| Ortiz, Phillip | 0 | 1 | 7.36 | 3 | 0 | 0 | 0 | 0 | 1 | 3.2 | 5 | 3 | 3 | 0 | 1 | 6 | 0 | 4 | 3 | 0 | .357 |
| Sanchez, Miguel | 4 | 1 | 3.96 | 8 | 1 | 0 | 0 | 0 | 1 | 25.0 | 19 | 14 | 11 | 0 | 2 | 22 | 0 | 28 | 12 | 0 | .226 |
| Sheehan, Sam | 2 | 1 | 3.20 | 14 | 0 | 0 | 0 | 3 | 5 | 19.2 | 17 | 10 | 7 | 0 | 1 | 12 | 1 | 29 | 4 | 0 | .230 |
| Szynski, Skylar | 0 | 3 | 8.10 | 7 | 7 | 0 | 0 | 0 | 0 | 13.1 | 16 | 14 | 12 | 1 | 1 | 4 | 0 | 8 | 5 | 0 | .296 |
| Tovar, Oscar | 3 | 2 | 3.56 | 10 | 5 | 0 | 0 | 0 | 1 | 43.0 | 41 | 20 | 17 | 0 | 3 | 17 | 0 | 31 | 8 | 1 | .253 |
| Team Total | 29 | 24 | 4.13 | 53 | 53 | 0 | 1 | 17 | 30 | 469.0 | 478 | 268 | 215 | 10 | 25 | 206 | 1 | 417 | 93 | 4 | .265 |

DOMINICAN

| BATTERS | AVG | G | AB | R | H | 2B | 3B | HR | RBI | SH | SF | HP | BB | IBB | SO | SB | CS | DP | SLG | OBP | E |
|-----------------------|-------------|-----------|-------------|------------|------------|-----------|-----------|----------|------------|-----------|-----------|-----------|------------|----------|------------|-----------|-----------|-----------|-------------|-------------|------------|
| Agelvis, Javier | .133 | 22 | 60 | 6 | 8 | 1 | 0 | 0 | 4 | 1 | 2 | 2 | 14 | 0 | 13 | 2 | 3 | 2 | .150 | .308 | 8 |
| Almanzar, Luis | .214 | 48 | 154 | 13 | 33 | 4 | 3 | 0 | 17 | 2 | 2 | 3 | 14 | 0 | 35 | 2 | 1 | 0 | .279 | .289 | 24 |
| Alvarez, Wilson | .200 | 30 | 80 | 9 | 16 | 1 | 0 | 0 | 4 | 2 | 0 | 1 | 12 | 0 | 10 | 8 | 4 | 2 | .213 | .312 | 14 |
| Arias, Jhoan | .207 | 51 | 164 | 15 | 34 | 3 | 2 | 0 | 8 | 1 | 2 | 7 | 15 | 0 | 33 | 6 | 2 | 4 | .250 | .298 | 13 |
| De Los Santos, Martin | .168 | 50 | 137 | 27 | 23 | 3 | 2 | 4 | 14 | 2 | 0 | 3 | 25 | 0 | 41 | 11 | 7 | 1 | .307 | .309 | 16 |
| Diaz, Cesar | .222 | 41 | 117 | 9 | 26 | 4 | 1 | 0 | 9 | 3 | 0 | 4 | 8 | 0 | 38 | 8 | 5 | 1 | .274 | .295 | 9 |
| Gonzalez, Yhoelny | .230 | 56 | 161 | 18 | 37 | 2 | 4 | 0 | 18 | 4 | 2 | 0 | 23 | 0 | 45 | 20 | 5 | 0 | .292 | .323 | 4 |
| Gordon, Jorge | .153 | 38 | 118 | 9 | 18 | 3 | 0 | 0 | 4 | 0 | 1 | 0 | 15 | 0 | 19 | 1 | 1 | 2 | .178 | .246 | 2 |
| Medina, Alonzo | .176 | 58 | 176 | 22 | 31 | 9 | 2 | 1 | 13 | 0 | 0 | 4 | 30 | 0 | 60 | 4 | 3 | 1 | .267 | .310 | 1 |
| Monserratt, Jesus | .360 | 25 | 75 | 4 | 27 | 0 | 1 | 0 | 6 | 0 | 0 | 4 | 11 | 0 | 9 | 2 | 0 | 1 | .387 | .467 | 1 |
| Mordock, Erick | .243 | 60 | 210 | 26 | 51 | 4 | 0 | 0 | 21 | 3 | 3 | 4 | 20 | 1 | 25 | 11 | 4 | 5 | .262 | .316 | 1 |
| Paula, Jose | .224 | 24 | 58 | 9 | 13 | 0 | 0 | 0 | 4 | 0 | 0 | 4 | 10 | 0 | 17 | 1 | 1 | 2 | .224 | .375 | 1 |
| Quintin, Christopher | .146 | 32 | 96 | 6 | 14 | 4 | 0 | 0 | 5 | 3 | 0 | 2 | 10 | 0 | 37 | 1 | 0 | 1 | .188 | .241 | 10 |
| Rigby, Gean | .137 | 31 | 73 | 10 | 10 | 2 | 0 | 0 | 6 | 1 | 0 | 2 | 14 | 2 | 22 | 2 | 3 | 1 | .164 | .292 | 5 |
| Rivas, Jose | .230 | 40 | 113 | 12 | 26 | 1 | 0 | 0 | 11 | 1 | 3 | 6 | 17 | 0 | 13 | 3 | 0 | 4 | .239 | .353 | 2 |
| Serrano, Iraj | .180 | 58 | 161 | 24 | 29 | 7 | 1 | 0 | 15 | 2 | 1 | 5 | 28 | 1 | 24 | 9 | 2 | 1 | .236 | .318 | 3 |
| Urena, Rafioby | .277 | 61 | 213 | 19 | 59 | 15 | 0 | 2 | 26 | 0 | 2 | 1 | 25 | 2 | 53 | 0 | 1 | 9 | .376 | .353 | 13 |
| Team Total | .210 | 68 | 2166 | 238 | 455 | 63 | 16 | 7 | 185 | 25 | 18 | 52 | 291 | 6 | 494 | 91 | 42 | 37 | .264 | .316 | 147 |

| PITCHERS | W | L | ERA | G | GS | CG | SHO | SV | SVO | IP | H | R | ER | HR | HB | BB | IBB | SO | WP | BK | AVG |
|-----------------------|-----------|-----------|-------------|-----------|-----------|----------|----------|-----------|-----------|--------------|------------|------------|------------|----------|-----------|------------|----------|------------|-----------|----------|-------------|
| Aquino, Ruber | 0 | 0 | 0.00 | 3 | 1 | 0 | 0 | 0 | 0 | 4.0 | 0 | 0 | 0 | 0 | 1 | 1 | 0 | 4 | 0 | 0 | 0.000 |
| Arias, Tomy | 0 | 0 | 4.19 | 15 | 0 | 0 | 0 | 0 | 2 | 19.1 | 18 | 12 | 9 | 0 | 3 | 8 | 0 | 17 | 3 | 0 | .243 |
| Calderon, Alexander | 1 | 3 | 3.07 | 14 | 9 | 0 | 0 | 0 | 1 | 58.2 | 55 | 32 | 20 | 1 | 7 | 30 | 0 | 53 | 11 | 2 | .249 |
| De La Cruz, Frederick | 1 | 0 | 5.79 | 2 | 1 | 0 | 0 | 0 | 0 | 4.2 | 5 | 4 | 3 | 0 | 1 | 4 | 0 | 4 | 1 | 0 | .294 |
| Gonzalez, Yhoelny | 0 | 0 | 0.00 | 1 | 0 | 0 | 0 | 0 | 0 | 1.0 | 0 | 0 | 0 | 0 | 1 | 1 | 0 | 0 | 0 | 0 | 0.000 |
| Hernandez, Marcelo | 3 | 2 | 2.33 | 17 | 0 | 0 | 0 | 1 | 2 | 27.0 | 13 | 7 | 7 | 2 | 4 | 7 | 0 | 25 | 2 | 1 | .141 |
| Herrera, Dennis | 1 | 2 | 2.70 | 14 | 0 | 0 | 0 | 0 | 1 | 23.1 | 20 | 15 | 7 | 0 | 1 | 15 | 0 | 13 | 6 | 1 | .233 |
| Hurtado, Jhenderson | 3 | 2 | 3.16 | 14 | 10 | 0 | 0 | 0 | 0 | 62.2 | 53 | 32 | 22 | 0 | 10 | 23 | 1 | 51 | 13 | 0 | .227 |
| Infante, Angello | 3 | 1 | 2.12 | 18 | 0 | 0 | 0 | 2 | 3 | 34.0 | 34 | 9 | 8 | 1 | 2 | 4 | 1 | 22 | 2 | 0 | .262 |
| Magallanes, Wilfredo | 1 | 3 | 6.59 | 17 | 0 | 0 | 0 | 0 | 1 | 28.2 | 30 | 26 | 21 | 1 | 4 | 22 | 1 | 19 | 7 | 1 | .261 |
| Mendoza, Abdiel | 3 | 1 | 2.32 | 17 | 0 | 0 | 0 | 0 | 0 | 31.0 | 25 | 13 | 8 | 0 | 3 | 9 | 0 | 25 | 4 | 0 | .223 |
| Minaya, Yeudy | 0 | 1 | 3.86 | 2 | 1 | 0 | 0 | 0 | 0 | 7.0 | 9 | 4 | 3 | 0 | 0 | 0 | 0 | 2 | 2 | 0 | .321 |
| Montilla, David | 0 | 2 | 1.84 | 9 | 8 | 0 | 0 | 0 | 0 | 14.2 | 9 | 6 | 3 | 0 | 0 | 9 | 0 | 13 | 2 | 0 | .170 |
| Mora, Jose | 0 | 5 | 3.55 | 13 | 8 | 0 | 0 | 0 | 0 | 45.2 | 41 | 28 | 18 | 0 | 8 | 18 | 0 | 27 | 15 | 0 | .246 |
| Morban, Richard | 1 | 5 | 3.24 | 13 | 7 | 0 | 0 | 2 | 2 | 50.0 | 38 | 28 | 18 | 1 | 5 | 25 | 0 | 26 | 8 | 0 | .209 |
| Ramirez, Eliel | 0 | 1 | 27.00 | 1 | 1 | 0 | 0 | 0 | 0 | 0.1 | 1 | 1 | 1 | 0 | 0 | 2 | 0 | 0 | 1 | 0 | .500 |
| Rodriguez, Santiago | 1 | 4 | 4.15 | 13 | 11 | 0 | 0 | 0 | 0 | 47.2 | 32 | 30 | 22 | 0 | 20 | 30 | 0 | 29 | 5 | 0 | .186 |
| Ruiz, Jean | 4 | 2 | 1.70 | 13 | 7 | 0 | 0 | 1 | 2 | 58.1 | 45 | 19 | 11 | 0 | 3 | 14 | 0 | 50 | 7 | 0 | .218 |
| Sanchez, Carlos | 3 | 0 | 2.86 | 17 | 0 | 0 | 0 | 2 | 3 | 34.2 | 34 | 11 | 11 | 0 | 1 | 2 | 0 | 21 | 3 | 0 | .260 |
| Sanchez, Miguel | 0 | 3 | 6.16 | 7 | 4 | 0 | 0 | 0 | 0 | 19.0 | 23 | 16 | 13 | 0 | 6 | 15 | 0 | 20 | 5 | 0 | .303 |
| Sullivan, Emmanuel | 1 | 4 | 7.17 | 16 | 0 | 0 | 0 | 3 | 7 | 21.1 | 31 | 24 | 17 | 1 | 8 | 13 | 0 | 9 | 2 | 0 | .365 |
| Team Total | 26 | 41 | 3.35 | 68 | 68 | 0 | 2 | 11 | 24 | 593.0 | 516 | 317 | 221 | 7 | 88 | 252 | 3 | 430 | 99 | 5 | .235 |

ORGANIZATIONAL STANDINGS

| Club | First Half | | | Second Half | | | Overall | | | |
|--------------------|------------|------|------|-------------|------|------|---------|-------|------|------|
| | W-L | Pos. | GB | W-L | Pos. | GB | W-L | Pos. | GB | Pct. |
| Nashville (AAA) | | | | | | | 83-59 | 1st | — | .585 |
| Midland (AA) | 33-37 | 3rd | 14.0 | 45-25 | 1st | — | 78-62 | 2nd | 7.0 | .557 |
| Stockton (A) | 27-43 | 4th | 19.0 | 33-37 | 4th | 6.0 | 60-80 | t-4th | 21.0 | .429 |
| Beloit (A) | 32-37 | 6th | 7.5 | 27-43 | 8th | 20.0 | 59-80 | 8th | 26.5 | .424 |
| Vermont (Short-A) | | | | | | | 28-48 | 4th | 19.0 | .368 |
| Arizona (Rookie) | 15-13 | 2nd | 1.0 | 14-11 | 3rd | 1.5 | 29-24 | 1st | — | .547 |
| Dominican (Rookie) | | | | | | | 26-41 | 7th | 23.5 | .388 |

ORGANIZATIONAL LEADERS

ORGANIZATIONAL BATTING LEADERS

| BATTING AVERAGE | CLUB(S) | Avg. | G | AB | R | H | HR | RBI |
|-------------------|----------|------|-----|-----|----|-----|----|-----|
| Healy, Ryon | MID, NAS | .326 | 85 | 337 | 60 | 110 | 14 | 64 |
| Harris, James | STK, MID | .297 | 130 | 529 | 89 | 157 | 7 | 58 |
| Boyd, BJ | STK, NAS | .287 | 108 | 443 | 50 | 127 | 8 | 59 |
| Brugman, Jaycob | MID, NAS | .285 | 132 | 543 | 77 | 155 | 12 | 87 |
| Barreto, Franklin | MID, NAS | .284 | 123 | 479 | 65 | 136 | 11 | 53 |
| Bennie, Joe | STK, MID | .283 | 132 | 508 | 73 | 144 | 13 | 76 |
| Taylor, Beau | MID | .280 | 95 | 339 | 50 | 95 | 5 | 53 |
| Wendle, Joey | NAS | .279 | 125 | 491 | 81 | 137 | 12 | 61 |
| Gilbert, Trent | BEL | .269 | 129 | 476 | 48 | 128 | 4 | 47 |
| Sportman, J.P. | MID | .267 | 120 | 483 | 63 | 129 | 5 | 59 |

(Minimum 313 AB)

| HITS | CLUB(S) | H | HOME RUNS | CLUB(S) | HR | RBI | CLUB(S) | RBI |
|-------------------|----------|-----|-------------------|---------------|----|-------------------|---------------|-----|
| Harris, James | STK, MID | 157 | Chapman, Matt | MID, NAS | 36 | Chapman, Matt | MID, NAS | 96 |
| Brugman, Jaycob | MID, NAS | 155 | Núñez, Renato | NAS | 23 | Marincov, Tyler | STK, MID | 88 |
| Bennie, Joe | STK, MID | 144 | Iriart, Chris | AZL, BEL, STK | 22 | Brugman, Jaycob | MID, NAS | 87 |
| Marincov, Tyler | STK, MID | 138 | Pimentel, Sandbar | STK | 21 | Bennie, Joe | STK, MID | 76 |
| Wendle, Joey | NAS | 137 | Marincov, Tyler | STK, MID | 19 | Núñez, Renato | NAS | 75 |
| Barreto, Franklin | MID, NAS | 136 | Olson, Matt | NAS | 17 | Pimentel, Sandbar | STK | 66 |
| Sportman, J.P. | MID | 129 | Brizuela, Jose | STK | 16 | Healy, Ryon | MID, NAS | 64 |
| Gilbert, Trent | BEL | 128 | Healy, Ryon | MID, NAS | 14 | Iriart, Chris | AZL, BEL, STK | 63 |
| Boyd, B.J. | STK, NAS | 127 | Pinder, Chad | NAS | 14 | Wendle, Joey | NAS | 61 |
| Chapman, Matt | MID, NAS | 122 | Bennie, Joe | STK, MID | 13 | Two players tied | | 60 |

| RUNS SCORED | CLUB(S) | R | DOUBLES | CLUB(S) | 2B | TRIPLES | CLUB(S) | 3B |
|------------------|----------|----|-----------------|----------|----|----------------------|----------|----|
| Chapman, Matt | MID, NAS | 92 | Gilbert, Trent | BEL | 35 | Higley, Justin | BEL, STK | 9 |
| Harris, James | STK, MID | 89 | Olson, Matt | NAS | 34 | Wendle, Joey | NAS | 9 |
| Brown, Seth | STK | 83 | Brugman, Jaycob | MID, NAS | 33 | Brugman, Jaycob | MID, NAS | 7 |
| Wendle, Joey | NAS | 81 | Rosa, Viosergy | MID | 32 | Loehr, Trace | BEL | 7 |
| Marincov, Tyler | STK, MID | 80 | Bennie, Joe | STK, MID | 31 | Alcántara, Arismendy | STK, NAS | 6 |
| Brugman, Jaycob | MID, NAS | 77 | Harris, James | STK, MID | 31 | Six players tied | | 5 |
| Bennie, Joe | STK, MID | 73 | Wendle, Joey | NAS | 31 | | | |
| Pinder, Chad | NAS | 72 | Sportman, J.P. | MID | 29 | | | |
| Olson, Matt | NAS | 69 | Healy, Ryon | MID, NAS | 28 | | | |
| Two players tied | | 65 | Chapman, Matt | MID, NAS | 27 | | | |

| WALKS | CLUB(S) | BB | STOLEN BASES | CLUB(S) | SB | EXTRA-BASE HITS | CLUB(S) | XBH |
|-------------------|----------|----|-------------------|----------|----|--------------------|---------------|-----|
| Rosa, Viosergy | MID | 74 | Barreto, Franklin | MID, NAS | 30 | Chapman, Matt | MID, NAS | 68 |
| Olson, Matt | NAS | 71 | Gruber, Cole | AZL | 28 | Brugman, Jaycob | MID, NAS | 52 |
| Chapman, Matt | MID, NAS | 68 | Harris, James | STK, MID | 23 | Olson, Matt | NAS | 52 |
| Brown, Seth | STK | 65 | Gonzalez, Yhoelny | DSL | 20 | Wendle, Joey | NAS | 52 |
| Howell, Ryan | BEL | 61 | Higley, Justin | BEL, STK | 20 | Marincov, Tyler | STK, MID | 48 |
| Pimentel, Sandbar | STK | 60 | Sportman, J.P. | MID | 18 | Healy, Ryon | MID, NAS | 46 |
| Bennie, Joe | STK, MID | 57 | Pallares, Steven | VER, BEL | 17 | Núñez, Renato | NAS | 45 |
| Harris, James | STK, MID | 56 | Martin, Richie | STK, MID | 14 | Bennie, Joe | STK, MID | 44 |
| Mercedes, Melvin | STK | 56 | Vertigan, Brett | MID | 14 | Iriart, Chris | AZL, BEL, STK | 43 |
| Pallares, Steven | VER, BEL | 56 | Wendle, Joey | NAS | 14 | Three players tied | | 42 |

| TOTAL BASES | CLUB(S) | TB | SLUGGING PCT. | CLUB(S) | SLG | ON-BASE PCT. | CLUB(S) | OBP |
|-------------------|----------|-----|-------------------|---------------|------|------------------|----------|------|
| Chapman, Matt | MID, NAS | 267 | Healy, Ryon | MID, NAS | .558 | Taylor, Beau | MID | .383 |
| Brugman, Jaycob | MID, NAS | 238 | Chapman, Matt | MID, NAS | .519 | Healy, Ryon | MID, NAS | .382 |
| Marincov, Tyler | STK, MID | 227 | Iriart, Chris | AZL, BEL, STK | .503 | Harris, James | STK, MID | .370 |
| Wendle, Joey | NAS | 222 | Wendle, Joey | NAS | .452 | Mercedes, Melvin | STK | .363 |
| Harris, James | STK, MID | 217 | Brizuela, Jose | STK | .446 | Bennie, Joe | STK, MID | .361 |
| Bennie, Joe | STK, MID | 214 | Brugman, Jaycob | MID, NAS | .438 | Rosa, Viosergy | MID | .359 |
| Núñez, Renato | NAS | 208 | Marincov, Tyler | STK, MID | .436 | Brugman, Jaycob | MID, NAS | .347 |
| Barreto, Franklin | MID, NAS | 202 | Pimentel, Sandbar | STK | .436 | Howell, Ryan | BEL | .345 |
| Olson, Matt | NAS | 196 | Pinder, Chad | NAS | .425 | Boyd, B.J. | STK, NAS | .344 |
| Healy, Ryon | MID, NAS | 188 | Two players tied | | .422 | Two players tied | | .342 |

ORGANIZATIONAL PITCHING LEADERS

| EARNED RUN AVERAGE | CLUB(S) | W-L | ERA | IP | H | BB | SO |
|--------------------|---------------|------|------|-------|-----|----|-----|
| Mengden, Daniel | MID, NAS | 10-2 | 1.46 | 98.1 | 69 | 29 | 95 |
| Manarino, Evan | BEL, STK | 10-6 | 1.98 | 150.0 | 135 | 28 | 121 |
| Walter, Corey | MID | 3-2 | 2.15 | 100.1 | 91 | 15 | 54 |
| Hurlbutt, Dustin | BEL | 3-6 | 2.57 | 98.0 | 89 | 24 | 78 |
| Duno, Angel | BEL | 7-7 | 2.68 | 121.0 | 130 | 16 | 76 |
| Gossett, Daniel | STK, MID, NAS | 10-6 | 2.69 | 153.2 | 125 | 41 | 151 |
| Bracewell, Ben | STK, MID | 9-4 | 2.70 | 93.1 | 76 | 28 | 64 |
| Altamirano, Xavier | VER, BEL | 5-7 | 3.02 | 95.1 | 91 | 21 | 75 |
| Overton, Dillon | NAS | 13-5 | 3.29 | 125.2 | 132 | 31 | 105 |
| Fillmyer, Heath | STK, NASH | 7-6 | 3.29 | 134.0 | 132 | 39 | 118 |

(Minimum 93 IP)

| WINS | CLUB(S) | W | SAVES | CLUB(S) | SV | COMPLETE GAMES | CLUB(S) | CG |
|-----------------|--------------------|----|-------------------|---------------|----|------------------|---------------|----|
| Overton, Dillon | NAS | 13 | Wahl, Bobby | STK, MID, NAS | 14 | Butler, Brendan | VER, BEL, STK | 1 |
| Gossett, Daniel | STK, MID, NAS | 10 | Healy, Tucker | NAS | 8 | Castro, Angel | NAS | 1 |
| Manarino, Evan | BEL, STK | 10 | Sanchez, Jake | MID | 8 | Cotton, Jharel | NAS | 1 |
| Mengden, Daniel | MID, NAS | 10 | Finnegan, Kyle | STK, MID | 7 | Fillmyer, Heath | STK, MID | 1 |
| Alcántara, Raul | MID, NAS | 9 | Lyons, Jared | BEL, STK | 7 | Hurlbutt, Dustin | BEL | 1 |
| Bracewell, Ben | STK, MID | 9 | Navas, Carlos | STK, NAS | 7 | Overton, Dillon | NAS | 1 |
| Jensen, Chris | MID, NAS | 9 | Schuster, Patrick | NAS | 7 | | | |
| Kurcz, Aaron | MID, NAS | 9 | Blackwood, Nolan | VER, BEL | 6 | | | |
| Naile, James | BEL, STK, MID, NAS | 9 | Kurz, Cody | BEL | 6 | | | |
| Seddon, Joel | MID | 9 | Stull, Cody | STK, MID, NAS | 6 | | | |

| INNINGS PITCHED | CLUB(S) | IP | STRIKEOUTS | CLUB(S) | SO |
|-------------------|--------------------|-------|-------------------|--------------------|-----|
| Naile, James | BEL, STK, MID, NAS | 156.2 | Gossett, Daniel | STK, MID, NAS | 151 |
| Gossett, Daniel | STK, MID, NAS | 153.2 | Naile, James | BEL, STK, MID, NAS | 125 |
| Biegalski, Boomer | BEL | 153.1 | Manarino, Evan | BEL, STK | 121 |
| Friedrichs, Kyle | BEL, STK, MID | 153.0 | Smith, Chris | NAS | 121 |
| Manarino, Evan | BEL, STK | 150.0 | Friedrichs, Kyle | BEL, STK, MID | 119 |
| Jensen, Chris | MID, NAS | 147.1 | Fillmyer, Heath | STK, MID | 118 |
| Seddon, Joel | MID | 143.1 | Biegalski, Boomer | BEL | 115 |
| Graves, Brett | STK | 141.0 | Alcántara, Raul | MID, NAS | 105 |
| Fillmyer, Heath | STK, MID | 134.0 | Overton, Dillon | NAS | 105 |
| Smith, Chris | NAS | 130.2 | Jensen, Chris | MID, NAS | 103 |

2016 MINOR LEAGUE ALL-STARS

Pacific Coast League, Postseason

None

Pacific Coast League, Midseason

Chad Pinder
Patrick Schuster

Texas League, Postseason

Franklin Barreto
Matt Chapman*
Beau Taylor

Texas League, Midseason

Franklin Barreto
Matt Chapman
Wade Kirkland
Beau Taylor
Corey Walter

California League, Postseason

James Harris

California League, Midseason

James Harris

Midwest League, Postseason

Evan Manarino

Midwest League, Midseason

Boomer Biegalski
Skye Bolt
Jose Chavez
Angel Duno

New York-Penn League, Midseason

Xavier Altamirano
Nate Mondou
Eli White

*Player of the Year

2016 DRAFT PICKS

| Rd | Name | Year | School | Hometown | B/T | Ht | Wt |
|------|------------------------------|------|----------------------------|---------------------|-----|------|-----|
| 1 | AJ Puk, LHP | Jr. | Florida | Cedar Rapids, IA | L/L | 6-7 | 225 |
| CB-A | Daulton Jefferies, RHP | Jr. | California | Atwater, CA | L/R | 6-0 | 180 |
| 2 | Logan Shore, RHP | Jr. | Florida | Coon Rapids, MN | R/R | 6-2 | 215 |
| 3 | Sean Murphy, C | Jr. | Wright St. | Dayton, OH | R/R | 6-3 | 220 |
| 4 | Skylar Szynski, RHP | HS | Penn HS | Granger, IN | L/R | 6-2 | 195 |
| 5 | JaVon Shelby, 3B | Jr. | Kentucky | Lexington, KY | R/R | 6-1 | 200 |
| 6 | Brandon Bailey, RHP | Jr. | Gonzaga | Broomfield , CO | R/R | 5-10 | 180 |
| 7 | Tyler Ramirez, CF | Jr. | North Carolina | Suffolk, VA | L/L | 5-9 | 185 |
| 8 | William Gilbert, LHP | Sr. | North Carolina St. | Morrisville, NC | L/L | 6-0 | 170 |
| 9 | Dalton Sawyer, LHP | Sr. | Minnesota | Waconia, MN | L/L | 6-5 | 210 |
| 10 | Mitchell Jordan, RHP | Jr. | Stetson | Longwood, FL | R/R | 6-2 | 205 |
| 11 | Elijah White, SS | Jr. | Clemson | Easley, SC | R/R | 6-3 | 195 |
| 12 | Luke Persico, CF | Jr. | UCLA | Temecula, CA | R/R | 6-2 | 195 |
| 13 | Nathan Mondou, 2B | Jr. | Wake Forest | Lake Tapps, WA | L/R | 5-9 | 195 |
| 14 | Nolan Blackwood, RHP | Jr. | Memphis | Southaven, MS | R/R | 6-4 | 175 |
| 15 | Ty Damron, LHP | Jr. | Texas Tech | Gainsville, TX | L/L | 6-1 | 185 |
| 16 | Anthony Churlin, OF | HS | Island Coast HS | Cape Coral , FL | R/R | 6-1 | 190 |
| 17 | Seth Martinez, RHP | Jr | Arizona St. | Phoenix, AZ | R/R | 6-2 | 200 |
| 18 | Skyler Weber, C | Jr. | Georgia | Gainsville, GA | L/R | 5-10 | 176 |
| 19 | Samuel Gilbert, RHP | Sr. | Kansas | Pittsburg, KS | L/R | 5-11 | 180 |
| 20 | Brigham Hill, RHP | So. | Texas A&M | Nacogdoches, TX | R/R | 5-11 | 175 |
| 21 | Kyle Nowlin, OF | Sr. | Eastern Kentucky | Harrison, OH | R/R | 6-0 | 240 |
| 22 | Roger Gonzalez, C | Sr. | Winthrop | Miami, FL | S/R | 5-9 | 190 |
| 23 | Christian Lindsay-Young, RHP | Fr. | Niagara County CC | Angola, NY | R/R | 6-5 | 211 |
| 24 | Robert Bennie, OF | Jr. | East Stroudsburg | Charlottesville, VA | R/R | 6-1 | 205 |
| 25 | Jeramiah McCray, CF | HS | Martin Luther King HS | Riverside, CA | R/L | 5-11 | 160 |
| 26 | Charles Gould, 1B | Sr. | Col. of William and Mary | Lake Forest , IL | R/R | 6-2 | 220 |
| 27 | Cole Gruber, CF | Sr. | Nebraska-Omaha | Papillion, NE | L/L | 6-1 | 200 |
| 28 | Josh Vidales, 2B | Sr. | Houston | Deer Park, TX | S/R | 5-8 | 160 |
| 29 | Matthew Milburn, RHP | Sr. | Wofford Col. | Dallas , TX | R/R | 6-3 | 210 |
| 30 | Nick Highberger, RHP | Sr. | Creighton | Rye, CO | R/R | 5-10 | 190 |
| 31 | Sam Sheehan, RHP | Sr. | Westmont Col. | Bonita, CA | R/R | 6-2 | 195 |
| 32 | Collin Theroux, C | Jr. | Oklahoma St. | San Mateo, CA | R/R | 6-1 | 223 |
| 33 | Jarrett Costa, C | Sr. | Westmont Col. | Freemont, CA | R/R | 5-11 | 200 |
| 34 | Casey Thomas, SS | Sr. | Texas A&M - Corpus Christi | Phoenix, AZ | R/R | 5-9 | 160 |
| 35 | Daniel Rafferty, LHP | Jr. | Bucknell | Chicago, IL | L/L | 5-11 | 195 |
| 36 | Brady Schanuel, RHP | Fr. | Parkland Col. | Swansea, IL | R/R | 6-3 | 180 |
| 37 | Michael Farley, CF | HS | Chico HS | Chico , CA | R/R | 6-1 | 175 |
| 38 | Matthew Fraizer, OF | HS | Clovis North HS | Fresno, CA | L/R | 6-1 | 185 |
| 39 | Shane Martinez, SS | HS | John W North HS | Riverside, CA | R/R | 6-1 | 185 |
| 40 | Brett Bittiger, SS | Sr. | Pace | Saylorsburg, PA | R/R | 5-10 | 170 |

Bold indicated players signed

ORGANIZATIONAL PLAYER AND PITCHER OF THE YEAR

| | | | |
|------|-----------------------------|------|--|
| 1995 | Steve Cox, Derek Manning | 2006 | Jeff Baisley, Jason Windsor |
| 1996 | D.T. Cromer, Willie Adams | 2007 | Daric Barton, Trevor Cahill |
| 1997 | Ben Grieve, Brad Rigby | 2008 | Chris Carter, Trevor Cahill |
| 1998 | Eric Chavez, Jay Witasick | 2009 | Chris Carter, Pedro Figueroa |
| 1999 | Adam Piatt, Tim Hudson | 2010 | Grant Green, Ian Krol |
| 2000 | Jose Ortiz, Barry Zito | 2011 | Michael Choice/Jermaine Mitchell, Graham Godfrey |
| 2001 | Esteban German, Mario Ramos | 2012 | Miles Head, A.J. Griffin/Dan Straily |
| 2002 | Graham Koonce, Rich Harden | 2013 | Anthony Aliotti, Sonny Gray |
| 2003 | Graham Koonce, Rich Harden | 2014 | Dan Robertson/Matt Olson, Seth Streich |
| 2004 | Dan Johnson, Jairo Garcia | 2015 | Chad Pinder, Ryan Dull |
| 2005 | Andre Ethier, Dallas Braden | 2016 | Ryon Healy, Daniel Mengden |

ORGANIZATIONAL PLAYERS

IOLANA K.P. AKAU

C

Born: Waipahu, Hawai'i, August 31, 1995; **Home:** Waipahu, Hawai'i

Bats: Right; **Throws:** Right; **Height:** 5-10; **Weight:** 187

Obtained: Selected in the 20th round of the 2013 First-Year Player Draft

Graduated from St. Louis School (HI)...signed by J.T. Stotts...had committed to play collegiately at the University of Hawai'i before being drafted out of high school...set new career highs in games, hits, and RBI in 2016.

| Year | Club | AVG. | G | AB | R | H | 2B | 3B | HR | RBI | SH | SF | HP | BB | SO | SB | CS | SLG | OBP | E |
|----------------------------|--------------|-------------|------------|------------|-----------|------------|-----------|----------|----------|-----------|----------|----------|-----------|-----------|------------|----------|----------|-------------|-------------|-----------|
| 2013 | AZL A's (R) | .133 | 11 | 30 | 2 | 4 | 1 | 0 | 0 | 1 | 0 | 1 | 0 | 2 | 10 | 0 | 0 | .167 | .182 | 1 |
| 2014 | AZL A's (R) | .169 | 18 | 59 | 9 | 10 | 2 | 0 | 0 | 6 | 0 | 2 | 1 | 5 | 19 | 0 | 0 | .203 | .239 | 6 |
| | Beloit (A) | .000 | 1 | 1 | 0 | 0 | 0 | 0 | 0 | 0 | 0 | 0 | 0 | 0 | 0 | 0 | 0 | .000 | .000 | 1 |
| 2015 | Vermont (A) | .296 | 8 | 27 | 4 | 8 | 1 | 0 | 1 | 4 | 0 | 0 | 2 | 2 | 4 | 0 | 0 | .387 | .444 | 0 |
| | Beloit (A) | .252 | 41 | 147 | 19 | 37 | 9 | 1 | 2 | 14 | 0 | 1 | 8 | 12 | 49 | 0 | 1 | .367 | .339 | 8 |
| 2016 | Stockton (A) | .214 | 64 | 206 | 13 | 44 | 8 | 0 | 1 | 24 | 3 | 3 | 7 | 16 | 79 | 0 | 2 | .267 | .289 | 7 |
| Minor League Totals | | .219 | 143 | 470 | 47 | 103 | 21 | 1 | 4 | 49 | 3 | 7 | 18 | 37 | 161 | 0 | 3 | .294 | .297 | 23 |

YORDY JESUS ALEJO (PEREZ)

RHP

Born: Puerto Cabello, Venezuela, November 13, 1993; **Home:** Puerto Cabello, Venezuela

Bats: Right; **Throws:** Right; **Height:** 6-3; **Weight:** 233

Obtained: Signed as a free agent to a minor league contract, March 30, 2011

Signed by Julio Franco...missed the 2013 season due to a right leg fracture and the 2014 season due to a right foot fracture.

| Year | Club | W | L | ERA | G | GS | CG | SHO | SV | IP | H | R | ER | HR | HB | BB | IBB | SO | WP | BK |
|----------------------------|-------------|--------------|-----------|-------------|-----------|----------|----------|----------|----------|-------------|------------|-----------|-----------|----------|----------|-----------|----------|-----------|----------|----------|
| 2011 | DSL A's (R) | 0 | 6 | 6.68 | 15 | 0 | 0 | 0 | 0 | 31.0 | 36 | 28 | 23 | 4 | 3 | 18 | 2 | 10 | 4 | 0 |
| 2012 | DSL A's (R) | 2 | 2 | 1.42 | 11 | 0 | 0 | 0 | 0 | 19.0 | 24 | 8 | 3 | 0 | 2 | 7 | 0 | 8 | 0 | 0 |
| 2013 | | DNP - Injury | | | | | | | | | | | | | | | | | | |
| 2014 | | DNP - Injury | | | | | | | | | | | | | | | | | | |
| 2015 | AZL A's (R) | 2 | 1 | 5.29 | 14 | 0 | 0 | 0 | 2 | 17.0 | 21 | 15 | 10 | 0 | 1 | 2 | 0 | 14 | 1 | 0 |
| 2016 | Vermont (A) | 0 | 3 | 2.29 | 13 | 0 | 0 | 0 | 3 | 19.2 | 16 | 6 | 5 | 0 | 0 | 9 | 0 | 17 | 0 | 0 |
| | Beloit (A) | 1 | 0 | 0.00 | 5 | 0 | 0 | 0 | 0 | 4.2 | 6 | 0 | 0 | 0 | 0 | 0 | 0 | 2 | 0 | 0 |
| Minor League Totals | | 5 | 12 | 4.04 | 59 | 0 | 0 | 0 | 5 | 91.1 | 103 | 57 | 41 | 4 | 6 | 36 | 2 | 51 | 5 | 0 |

XAVIER N. ALTAMIRANO

RHP

Born: Douglas, Arizona, July 20, 1994; **Home:** Douglas, Arizona

Bats: Right; **Throws:** Right; **Height:** 6-0; **Weight:** 190

Obtained: Selected in the 27th round of the 2015 First-Year Player Draft

Graduated from Douglas HS (AZ)...signed by Yancy Ayres...played collegiately at Cochise College (AZ) and Oral Roberts University...as a junior at Oral Roberts in 2015, earned Summit League Pitcher of the Year honors...in 2016, finished eighth among A's farmhands with a 3.02 ERA and was named a New York-Penn League Midseason All-Star.

| Year | Club | W | L | ERA | G | GS | CG | SHO | SV | IP | H | R | ER | HR | HB | BB | IBB | SO | WP | BK |
|----------------------------|-------------|----------|----------|-------------|-----------|-----------|----------|----------|----------|--------------|------------|-----------|-----------|----------|----------|-----------|----------|-----------|----------|----------|
| 2015 | AZL A's (R) | 2 | 1 | 3.22 | 13 | 2 | 0 | 0 | 1 | 36.1 | 33 | 21 | 13 | 4 | 0 | 8 | 0 | 23 | 0 | 0 |
| 2016 | Vermont (A) | 3 | 3 | 2.48 | 14 | 9 | 0 | 0 | 0 | 65.1 | 60 | 22 | 18 | 3 | 3 | 10 | 0 | 57 | 3 | 1 |
| | Beloit (A) | 2 | 4 | 4.85 | 8 | 5 | 0 | 0 | 1 | 26.0 | 31 | 17 | 14 | 2 | 1 | 11 | 0 | 18 | 2 | 0 |
| Minor League Totals | | 7 | 8 | 3.17 | 35 | 16 | 0 | 0 | 2 | 127.2 | 124 | 60 | 45 | 9 | 4 | 29 | 0 | 98 | 5 | 1 |

IVAN GUSTAVO ANDUEZA (ALVAREZ)

LHP

Born: Barquisimeto, Venezuela, February 7, 1995; **Home:** Barquisimeto, Venezuela

Bats: Left; **Throws:** Left; **Height:** 5-10; **Weight:** 188

Obtained: Signed as a free agent to a minor league contract, June 14, 2012

Signed by Julio Franco...has improved his record and ERA in each of his first three professional seasons...set a new career high with 62.2 innings pitched in 2016.

Organizational Players, continued

| Year | Club | W | L | ERA | G | GS | CG | SHO | SV | IP | H | R | ER | HR | HB | BB | IBB | SO | WP | BK |
|----------------------------|-------------|----------|-----------|-------------|-----------|-----------|----------|----------|----------|--------------|------------|------------|-----------|----------|-----------|-----------|----------|------------|-----------|----------|
| 2013 | DSL A's (R) | 2 | 7 | 3.09 | 14 | 14 | 0 | 0 | 0 | 67.0 | 68 | 28 | 23 | 1 | 3 | 22 | 0 | 49 | 7 | 1 |
| 2014 | DSL A's (R) | 2 | 4 | 2.94 | 14 | 8 | 0 | 0 | 1 | 52.0 | 43 | 22 | 17 | 0 | 1 | 24 | 0 | 51 | 8 | 0 |
| 2015 | AZL A's (R) | 3 | 1 | 2.51 | 14 | 4 | 0 | 0 | 0 | 46.2 | 44 | 16 | 13 | 2 | 3 | 15 | 0 | 44 | 3 | 2 |
| 2016 | AZL A's (R) | 0 | 0 | 0.00 | 1 | 1 | 0 | 0 | 0 | 5.0 | 4 | 1 | 1 | 0 | 0 | 1 | 0 | 4 | 0 | 0 |
| | Vermont (A) | 2 | 3 | 4.68 | 13 | 7 | 0 | 0 | 0 | 57.2 | 54 | 36 | 30 | 4 | 3 | 29 | 0 | 43 | 5 | 1 |
| Minor League Totals | | 9 | 15 | 3.27 | 56 | 34 | 0 | 0 | 1 | 228.1 | 213 | 103 | 83 | 7 | 10 | 91 | 0 | 191 | 23 | 4 |

BRANDON DAVID KEITH BAILEY

RHP

Born: Westminster, Colorado, October 19, 1994; **Home:** Broomfield, Colorado

Bats: Right; **Throws:** Right; **Height:** 5-10; **Weight:** 185

Obtained: Selected in the sixth round of the 2016 First-Year Player Draft

Graduated from Broomfield High School...played collegiately at Gonzaga, where he was named first team All-West Coast Conference after going 10-3 with a 2.42 ERA and 125 strikeouts as a junior in 2016...finished his college career with a 24-13 record and a 3.28 ERA in 299.1 innings pitched...signed by Jim Coffmann.

| Year | Club | W | L | ERA | G | GS | CG | SHO | SV | IP | H | R | ER | HR | HB | BB | IBB | SO | WP | BK |
|----------------------------|-------------|----------|----------|-------------|-----------|----------|----------|----------|----------|-------------|-----------|-----------|-----------|----------|----------|-----------|----------|-----------|----------|----------|
| 2016 | AZL A's (R) | 0 | 0 | 1.80 | 2 | 2 | 0 | 0 | 0 | 5.0 | 7 | 1 | 1 | 0 | 0 | 1 | 0 | 4 | 0 | 0 |
| | Vermont (A) | 3 | 1 | 3.08 | 10 | 5 | 0 | 0 | 0 | 38.0 | 26 | 14 | 13 | 1 | 0 | 9 | 0 | 42 | 3 | 0 |
| Minor League Totals | | 3 | 1 | 2.93 | 12 | 7 | 0 | 0 | 0 | 43.0 | 33 | 15 | 14 | 1 | 0 | 10 | 0 | 46 | 3 | 0 |

LUIS RAFAEL BARRERA (HERRERA)

OF

Born: Tamboril, Dominican Republic, November 15, 1995; **Home:** Tamboril, Dominican Republic

Bats: Left; **Throws:** Left; **Height:** 6-1; **Weight:** 200

Obtained: Signed as a free agent to a minor league contract, July 3, 2012

Signed by Raymond Abreu...had his most productive season in 2016, setting new career highs in nearly all offensive categories.

| Year | Club | AVG. | G | AB | R | H | 2B | 3B | HR | RBI | SH | SF | HP | BB | SO | SB | CS | SLG | OBP | E |
|----------------------------|-------------|-------------|------------|------------|-----------|------------|-----------|----------|----------|-----------|----------|----------|----------|-----------|------------|-----------|----------|-------------|-------------|----------|
| 2013 | DSL A's (R) | .190 | 39 | 126 | 15 | 24 | 5 | 4 | 4 | 20 | 0 | 2 | 3 | 18 | 22 | 3 | 3 | .389 | .302 | 2 |
| 2014 | DSL A's (R) | .130 | 16 | 46 | 2 | 6 | 0 | 0 | 0 | 3 | 1 | 0 | 0 | 5 | 12 | 2 | 0 | .130 | .216 | 0 |
| 2015 | AZL A's (R) | .287 | 37 | 115 | 17 | 33 | 3 | 2 | 0 | 12 | 2 | 4 | 0 | 12 | 26 | 1 | 0 | .348 | .344 | 4 |
| 2016 | Vermont (A) | .321 | 41 | 159 | 26 | 51 | 10 | 0 | 2 | 18 | 0 | 2 | 0 | 16 | 29 | 5 | 2 | .421 | .379 | 1 |
| | Beloit (A) | .286 | 19 | 70 | 8 | 20 | 4 | 2 | 1 | 4 | 1 | 1 | 0 | 4 | 17 | 3 | 1 | .443 | .320 | 1 |
| Minor League Totals | | .260 | 152 | 516 | 68 | 134 | 22 | 8 | 7 | 57 | 4 | 9 | 3 | 55 | 106 | 14 | 6 | .374 | .329 | 8 |

DEREK STEVEN BEASLEY

LHP

Born: Augusta, Georgia, February 2, 1992; **Home:** Harlem, Georgia

Bats: Left; **Throws:** Left; **Height:** 5-11; **Weight:** 184

Obtained: Selected in the 30th round of the 2014 First-Year Player Draft

Graduated from Harlem HS (GA)...played collegiately at the University of South Carolina-Aiken, where he was a two-time All-Peach Belt Conference honoree...signed by Neil Avent.

| Year | Club | W | L | ERA | G | GS | CG | SHO | SV | IP | H | R | ER | HR | HB | BB | IBB | SO | WP | BK |
|----------------------------|-------------|----------|----------|-------------|-----------|----------|----------|----------|----------|-------------|-----------|-----------|-----------|----------|----------|-----------|----------|-----------|-----------|----------|
| 2014 | AZL A's (R) | 4 | 2 | 6.27 | 13 | 0 | 0 | 0 | 1 | 18.1 | 22 | 15 | 13 | 1 | 1 | 11 | 0 | 21 | 6 | 0 |
| 2015 | Vermont (A) | 3 | 1 | 2.93 | 13 | 0 | 0 | 0 | 0 | 27.2 | 25 | 12 | 9 | 1 | 1 | 13 | 0 | 29 | 4 | 1 |
| 2016 | AZL A's (R) | 0 | 0 | 0.00 | 1 | 0 | 0 | 0 | 0 | 1.0 | 0 | 0 | 0 | 0 | 0 | 0 | 0 | 0 | 0 | 0 |
| | Vermont (A) | 1 | 2 | 5.96 | 13 | 1 | 0 | 0 | 0 | 25.2 | 35 | 20 | 17 | 2 | 3 | 7 | 0 | 28 | 3 | 0 |
| Minor League Totals | | 8 | 5 | 4.83 | 40 | 1 | 0 | 0 | 1 | 72.2 | 82 | 47 | 39 | 4 | 5 | 31 | 0 | 78 | 13 | 1 |

OAKLAND A'S MILESTONE HITS

| | |
|-------|---|
| 1 | John Donaldson, April 10, 1968 at Baltimore |
| 10000 | Phil Garner, June 27, 1975 at California |
| 20000 | Dwayne Murphy, June 1, 1983 at Milwaukee |
| 30000 | Mike Gallego, May 30, 1990 vs. Toronto |
| 40000 | Matt Stairs, August 15, 1997 at Chicago |
| 50000 | Damian Miller, July 26, 2004 vs. Seattle |
| 60000 | Hideki Matsui, August 1, 2011 at Seattle |

MOST 100-WIN SEASONS BY CURRENT MLB FRANCHISES

| | |
|------------------|-----------|
| New York-AL | 19 |
| Athletics | 10 |
| Cardinals | 9 |
| Braves | 8 |
| Giants | 7 |
| Cubs | 6 |
| Dodgers | 6 |

JOSEPH ROBERT BENNIE**IF**

Goes by "Joe"

Born: New York, New York, May 7, 1991; **Home:** Stroudsburg, Pennsylvania**Bats:** Right; **Throws:** Right; **Height:** 5-11; **Weight:** 195**Obtained:** Selected in the 28th round of the 2013 First-Year Player Draft

Graduated from Stroudsburg HS (PA)...attended East Stroudsburg University of Pennsylvania after transferring from LaSalle University...signed by Ron Vaughn...became the fourth player drafted in ESU history...was named a 2014 New York-Penn League Midseason All-Star...in 2015, finished in the top five among A's farmhands in doubles, walks, extra-base hits, and on-base percentage...in 2016, was third in hits (144), fourth in RBI (76), fifth in doubles (21) and on-base percentage (.361), and sixth in batting average (.283)...his 13 home runs were 10th among A's minor leaguers...was named the California League Player of the Week for the week of May 30-June 5, 2016...older brother of A's minor leaguer Robert Bennie.

| Year | Club | AVG. | G | AB | R | H | 2B | 3B | HR | RBI | SH | SF | HP | BB | SO | SB | CS | SLG | OBP | E |
|----------------------------|--------------|-------------|------------|-------------|------------|------------|-----------|----------|-----------|------------|----------|----------|----------|------------|------------|-----------|-----------|-------------|-------------|-----------|
| 2013 | AZL A's (R) | .246 | 20 | 65 | 10 | 16 | 3 | 1 | 1 | 7 | 0 | 0 | 0 | 14 | 22 | 1 | 1 | .369 | .380 | 3 |
| 2014 | Vermont (A) | .288 | 45 | 156 | 15 | 45 | 9 | 1 | 1 | 14 | 0 | 2 | 0 | 21 | 51 | 4 | 1 | .378 | .369 | 7 |
| 2015 | Beloit (A) | .272 | 131 | 470 | 63 | 128 | 35 | 3 | 11 | 56 | 0 | 4 | 3 | 66 | 137 | 14 | 5 | .430 | .363 | 11 |
| 2016 | Stockton (A) | .302 | 111 | 434 | 64 | 131 | 31 | 0 | 11 | 69 | 1 | 2 | 5 | 48 | 116 | 6 | 7 | .449 | .376 | 16 |
| | Midland (AA) | .176 | 21 | 74 | 9 | 13 | 0 | 0 | 2 | 7 | 0 | 0 | 1 | 9 | 18 | 0 | 0 | .257 | .274 | 3 |
| Minor League Totals | | .278 | 328 | 1199 | 761 | 333 | 78 | 5 | 26 | 153 | 1 | 8 | 9 | 158 | 344 | 25 | 14 | .416 | .364 | 40 |

ROBERT JOSEPH BENNIE**OF****Born:** Staten Island, New York, January 20, 1994; **Home:** Wilmington, North Carolina**Bats:** Right; **Throws:** Right; **Height:** 6-1; **Weight:** 205**Obtained:** Selected in the 24th round of the 2016 First-Year Player Draft

Graduated from Stroudsburg HS (PA)...attended East Stroudsburg University of Pennsylvania after transferring from Virginia...as a junior in 2016, set single-season school records for hits (89), runs (67), and total bases (144)...became the seventh player drafted in ESU history...signed by Ron Vaughn.

| Year | Club | AVG. | G | AB | R | H | 2B | 3B | HR | RBI | SH | SF | HP | BB | SO | SB | CS | SLG | OBP | E |
|----------------------------|-------------|-------------|-----------|------------|-----------|-----------|----------|----------|----------|-----------|----------|----------|----------|-----------|-----------|----------|----------|-------------|-------------|----------|
| 2016 | AZL A's (R) | .336 | 29 | 110 | 21 | 37 | 8 | 5 | 0 | 26 | 0 | 1 | 1 | 9 | 32 | 3 | 2 | .500 | .388 | 0 |
| | Vermont (A) | .169 | 22 | 71 | 5 | 12 | 1 | 1 | 0 | 3 | 0 | 0 | 0 | 5 | 32 | 0 | 0 | .211 | .224 | 0 |
| Minor League Totals | | .271 | 51 | 181 | 26 | 49 | 9 | 6 | 0 | 29 | 0 | 1 | 1 | 14 | 64 | 3 | 2 | .387 | .325 | 0 |

MARC-ANTOINE BERUBE**RHP**

Goes by "Marc"

Born: Scarborough, Quebec, Canada, February 12, 1993; **Home:** Trois-Pistoles, Quebec, Canada**Bats:** Right; **Throws:** Right; **Height:** 6-1; **Weight:** 188**Obtained:** Selected in the 28th round of the 2015 First-Year Player Draft

Did not play high school baseball...signed by Matt Higginson...was a member of the 2014 Quebec Champions and 21U Canadian Champions...played collegiately at Northeastern Oklahoma A&M College and Pitt.

| Year | Club | W | L | ERA | G | GS | CG | SHO | SV | IP | H | R | ER | HR | HB | BB | IBB | SO | WP | BK |
|----------------------------|-------------|----------|----------|-------------|-----------|----------|----------|----------|----------|-------------|-----------|-----------|-----------|----------|----------|-----------|----------|-----------|-----------|----------|
| 2015 | AZL A's (R) | 0 | 2 | 7.11 | 11 | 0 | 0 | 0 | 0 | 12.2 | 27 | 13 | 10 | 0 | 0 | 3 | 0 | 11 | 4 | 0 |
| 2016 | Vermont (A) | 0 | 1 | 4.85 | 7 | 0 | 0 | 0 | 0 | 13.0 | 7 | 8 | 7 | 0 | 3 | 10 | 0 | 8 | 4 | 0 |
| | Beloit (A) | 0 | 1 | 15.43 | 3 | 0 | 0 | 0 | 0 | 2.1 | 4 | 4 | 4 | 0 | 0 | 4 | 1 | 4 | 3 | 0 |
| Minor League Totals | | 0 | 4 | 6.75 | 21 | 0 | 0 | 0 | 0 | 28.0 | 38 | 25 | 21 | 0 | 3 | 17 | 1 | 23 | 11 | 0 |

LEON MATHEW BIEGALSKI II**RHP**

Goes by "Boomer"

Born: Tallahassee, Florida, July 13, 1994; **Home:** Tallahassee, Florida**Bats:** Right; **Throws:** Right; **Height:** 6-2; **Weight:** 177**Obtained:** Selected in the 14th round of the 2015 First-Year Player Draft

Graduated from Chiles High School in Tallahassee, FL...played collegiately at College of Central Florida and Florida State University...signed by Jemel Spearman...was named ACC Tournament MVP in 2015...was named the Collegiate Baseball National Player of the Week on May 4, 2015...in 2016, finished third among A's farmhands in innings pitched and seventh in strikeouts...was named a Midwest League Midseason All-Star.

| Year | Club | W | L | ERA | G | GS | CG | SHO | SV | IP | H | R | ER | HR | HB | BB | IBB | SO | 12 | WP | BK |
|----------------------------|-------------|----------|----------|-------------|-----------|-----------|----------|----------|----------|--------------|------------|-----------|-----------|-----------|----------|-----------|----------|------------|-----------|----------|----|
| 2015 | AZL A's (R) | 0 | 1 | 3.18 | 6 | 4 | 0 | 0 | 0 | 11.1 | 8 | 7 | 4 | 2 | 2 | 2 | 0 | 12 | 2 | 0 | |
| 2016 | Beloit (A) | 8 | 8 | 3.70 | 28 | 25 | 0 | 0 | 0 | 153.1 | 144 | 72 | 63 | 14 | 3 | 38 | 1 | 115 | 8 | 0 | |
| Minor League Totals | | 8 | 9 | 3.66 | 34 | 29 | 0 | 0 | 0 | 164.2 | 152 | 79 | 67 | 16 | 5 | 40 | 1 | 127 | 10 | 0 | |

Organizational Players, continued

BRETT LOUIS BITTIGER

INF

Born: East Stroudsburg, Pennsylvania, May 11, 1994; **Home:** Saylorsburg, Pennsylvania

Bats: Right; **Throws:** Right; **Height:** 5-11; **Weight:** 170

Obtained: Selected in the 40th round of the 2016 First-Year Player Draft

Graduated from Pius X High School in Bangor, PA...played collegiately at Pace University after transferring from Fairleigh Dickenson prior to the 2014 season...graduated from Pace in 2015 and competed during the 2016 season as a graduate student...signed by Ron Vaughn...originally drafted by Oakland in the 41st round of the 2011 draft but did not sign...father Jeff pitched professionally for 20 years, including four years in the majors with the Phillies, Twins, and White Sox.

| Year | Club | AVG. | G | AB | R | H | 2B | 3B | HR | RBI | SH | SF | HP | BB | SO | SB | CS | SLG | OBP | E |
|----------------------------|-------------|-------------|----------|----------|----------|----------|----------|----------|----------|----------|----------|----------|----------|----------|----------|----------|----------|-------------|-------------|----------|
| 2016 | AZL A's (R) | .167 | 3 | 6 | 2 | 1 | 0 | 0 | 0 | 0 | 0 | 0 | 1 | 0 | 1 | 0 | 0 | .167 | .286 | 3 |
| Minor League Totals | | .167 | 3 | 6 | 2 | 1 | 0 | 0 | 0 | 0 | 0 | 0 | 1 | 0 | 1 | 0 | 0 | .167 | .286 | 3 |

NOLAN WALLACE BLACKWOOD

RHP

Born: Memphis, Tennessee, March 16, 1995; **Home:** Southaven, Mississippi

Bats: Right; **Throws:** Right; **Height:** 6-5; **Weight:** 175

Obtained: Selected in the 14th round of the 2016 First-Year Player Draft

Graduated from Southaven HS (MS), where he led the Chargers to the 2013 state championship...played collegiately at Memphis, where as a sophomore in 2015 he set the program record for saves in a season with 14, while posting a 0.52 ERA and earning NCBWA second team All-America honors...signed by Kelcey Mucker...in his first pro season, he tied for eighth among A's farmhands with six saves.

| Year | Club | W | L | ERA | G | GS | CG | SHO | SV | IP | H | R | ER | HR | HB | BB | IBB | SO | WP | BK |
|----------------------------|-------------|----------|----------|-------------|-----------|----------|----------|----------|----------|-------------|-----------|-----------|-----------|----------|----------|----------|----------|-----------|----------|----------|
| 2016 | Vermont (R) | 0 | 0 | 2.84 | 5 | 0 | 0 | 0 | 4 | 6.1 | 6 | 3 | 2 | 0 | 1 | 1 | 0 | 5 | 0 | 0 |
| | Beloit (A) | 2 | 2 | 4.05 | 13 | 0 | 0 | 0 | 2 | 20.0 | 21 | 9 | 9 | 1 | 0 | 5 | 1 | 20 | 0 | 0 |
| Minor League Totals | | 2 | 2 | 3.76 | 18 | 0 | 0 | 0 | 6 | 26.1 | 27 | 12 | 11 | 1 | 1 | 6 | 1 | 25 | 0 | 0 |

ARGENIS ALEJANDRO BLANCO (URBANEJA)

RHP

Born: Los Teques, Venezuela, May 23, 1996; **Home:** San Antonio, Venezuela

Bats: Right; **Throws:** Right; **Height:** 5-11; **Weight:** 202

Obtained: Signed as a free agent to a minor league contract, December 4, 2012

Signed by Julio Franco...has set new career highs in wins and innings pitched in each of his four professional seasons.

| Year | Club | W | L | ERA | G | GS | CG | SHO | SV | IP | H | R | ER | HR | HB | BB | IBB | SO | WP | BK |
|----------------------------|-------------|-----------|-----------|-------------|-----------|-----------|----------|----------|----------|--------------|------------|-----------|-----------|----------|-----------|-----------|----------|------------|-----------|----------|
| 2013 | DSL A's (R) | 1 | 3 | 4.99 | 18 | 1 | 0 | 0 | 0 | 30.2 | 29 | 22 | 17 | 1 | 6 | 17 | 0 | 27 | 3 | 0 |
| 2014 | DSL A's (R) | 3 | 2 | 2.21 | 11 | 11 | 0 | 0 | 0 | 53.0 | 36 | 16 | 13 | 0 | 4 | 14 | 0 | 53 | 6 | 1 |
| 2015 | AZL A's (R) | 4 | 6 | 3.16 | 14 | 3 | 0 | 0 | 0 | 57.0 | 71 | 28 | 20 | 0 | 2 | 11 | 0 | 39 | 7 | 1 |
| 2016 | AZL A's (R) | 5 | 4 | 2.52 | 14 | 10 | 0 | 0 | 0 | 60.2 | 58 | 24 | 17 | 2 | 0 | 17 | 0 | 48 | 4 | 1 |
| Minor League Totals | | 13 | 15 | 3.00 | 57 | 25 | 0 | 0 | 0 | 201.1 | 194 | 90 | 67 | 3 | 12 | 59 | 0 | 167 | 20 | 3 |

SKYE MICHAEL BOLT

OF

Born: Atlanta, Georgia, January 15, 1994; **Home:** Ormond Beach, Florida

Bats: Switch; **Throws:** Right; **Height:** 6-3; **Weight:** 175

Obtained: Selected in the fourth round of the 2015 First-Year Player Draft

Graduated from Holy Innocents Episcopal School (GA)...played collegiately at North Carolina...signed by Neil Avent...originally drafted by Washington in the 26th round of the 2012 draft but did not sign...was named a Midwest League Midseason All-Star in 2016.

| Year | Club | AVG. | G | AB | R | H | 2B | 3B | HR | RBI | SH | SF | HP | BB | SO | SB | CS | SLG | OBP | E |
|----------------------------|-------------|-------------|------------|------------|-----------|------------|-----------|----------|----------|-----------|----------|-----------|----------|-----------|------------|-----------|----------|-------------|-------------|-----------|
| 2015 | Vermont (A) | .238 | 52 | 181 | 26 | 43 | 10 | 2 | 4 | 19 | 0 | 1 | 0 | 24 | 44 | 2 | 1 | .381 | .325 | 8 |
| 2016 | Beloit (A) | .231 | 101 | 342 | 34 | 79 | 20 | 2 | 5 | 37 | 0 | 11 | 7 | 42 | 88 | 10 | 5 | .345 | .318 | 3 |
| Minor League Totals | | .233 | 153 | 523 | 60 | 122 | 30 | 4 | 9 | 56 | 0 | 12 | 7 | 66 | 132 | 12 | 6 | .358 | .321 | 11 |

Goes by "Heath"

Born: Sanford, North Carolina, July 25, 1993; **Home:** Lillington, North Carolina

Bats: Right; **Throws:** Right; **Height:** 6-4; **Weight:** 195

Obtained: Selected in the 24th round of the 2015 First-Year Player Draft

Graduated from Harnett Central High School in Angier, NC...played collegiately at Campbell University...signed by Neil Avent.

| Year | Club | W | L | ERA | G | GS | CG | SHO | SV | IP | H | R | ER | HR | HB | BB | IBB | SO | WP | BK |
|----------------------------|-------------|----------|----------|-------------|-----------|-----------|----------|----------|----------|--------------|------------|-----------|-----------|----------|-----------|-----------|----------|-----------|----------|----------|
| 2015 | Vermont (A) | 3 | 1 | 2.52 | 15 | 6 | 0 | 0 | 0 | 35.2 | 29 | 16 | 10 | 1 | 2 | 16 | 0 | 31 | 3 | 1 |
| 2016 | Vermont (A) | 3 | 7 | 4.31 | 15 | 10 | 0 | 0 | 0 | 71.0 | 71 | 44 | 34 | 2 | 11 | 28 | 1 | 44 | 4 | 1 |
| Minor League Totals | | 6 | 8 | 3.71 | 30 | 16 | 0 | 0 | 0 | 106.2 | 100 | 60 | 44 | 3 | 13 | 44 | 1 | 75 | 7 | 2 |

BIJON MONTELL BOYD

OF

Goes by "B.J."

Born: Mountain View, California, July 16, 1993; **Home:** Palo Alto, California

Bats: Left; **Throws:** Right; **Height:** 5-11; **Weight:** 230

Obtained: Selected in the fourth round of the 2012 First-Year Player Draft

Graduated from Palo Alto HS (CA)...hit .507 with 25 stolen bases in 28 games as a senior...signed by Jermaine Clark...in 2012, tied for eighth among A's minor leaguers in stolen bases...was named a New York-Penn League Midseason All-Star in 2013...tied for fifth among A's farmhands in triples (5) and was seventh in stolen bases (15) in 2014...in 2015, tied for first in the A's minor league system with eight triples...also finished seventh in stolen bases and 10th in runs scored...in 2016, finished third among A's farmhands in batting average (.287) and ninth in hits (127) and on-base percentage (.344).

| Year | Club | AVG. | G | AB | R | H | 2B | 3B | HR | RBI | SH | SF | HP | BB | SO | SB | CS | SLG | OBP | E |
|----------------------------|-----------------|-------------|------------|-------------|------------|------------|-----------|-----------|-----------|------------|-----------|----------|-----------|------------|------------|-----------|-----------|-------------|-------------|----------|
| 2012 | AZL A's (R) | .301 | 39 | 143 | 37 | 43 | 8 | 4 | 1 | 20 | 0 | 0 | 1 | 23 | 36 | 16 | 4 | .434 | .401 | 1 |
| 2013 | Vermont (A) | .285 | 71 | 260 | 39 | 74 | 13 | 2 | 8 | 32 | 1 | 1 | 3 | 35 | 66 | 8 | 6 | .442 | .375 | 1 |
| 2014 | Beloit (A) | .226 | 125 | 464 | 57 | 105 | 15 | 5 | 6 | 38 | 5 | 2 | 2 | 48 | 94 | 15 | 9 | .319 | .300 | 3 |
| 2015 | Stockton (A) | .277 | 132 | 458 | 67 | 127 | 20 | 8 | 5 | 52 | 5 | 1 | 6 | 41 | 89 | 18 | 5 | .389 | .344 | 2 |
| 2016 | Stockton (A) | .288 | 101 | 413 | 48 | 119 | 14 | 3 | 8 | 58 | 4 | 3 | 4 | 34 | 74 | 8 | 6 | .395 | .346 | 2 |
| | Nashville (AAA) | .267 | 7 | 30 | 2 | 8 | 0 | 0 | 0 | 1 | 0 | 0 | 0 | 2 | 3 | 0 | 0 | .267 | .313 | 0 |
| Minor League Totals | | .269 | 475 | 1768 | 250 | 476 | 70 | 22 | 28 | 201 | 15 | 7 | 16 | 183 | 362 | 65 | 30 | .381 | .342 | 9 |

BENJAMIN ALBERT BRACEWELL

RHP

Goes by "Ben"

Born: Birmingham, Alabama, September 19, 1990; **Home:** Chelsea, Alabama

Bats: Right; **Throws:** Right; **Height:** 6-0; **Weight:** 206

Obtained: Signed as a non-drafted free agent, July 24, 2014

Graduated from Briarwood Christian High School in Birmingham, AL...played collegiately at Mississippi State University...went undrafted as a senior and began his professional career with the River City Rascals of the Frontier League before signing with the A's...in 2015, finished eighth among A's farmhands in saves...in 2016, became a starter mid-season and finished seventh in the A's minor league system in ERA (2.70)...also tied for fifth with nine wins.

| Year | Club | W | L | ERA | G | GS | CG | SHO | SV | IP | H | R | ER | HR | HB | BB | IBB | SO | WP | BK |
|----------------------------|--------------|-----------|----------|-------------|-----------|-----------|----------|----------|-----------|--------------|------------|-----------|-----------|----------|-----------|-----------|----------|------------|----------|----------|
| 2014 | AZL A's (R) | 0 | 0 | 0.90 | 7 | 0 | 0 | 0 | 3 | 10.0 | 5 | 1 | 1 | 0 | 1 | 3 | 0 | 9 | 1 | 0 |
| 2015 | Stockton (A) | 6 | 2 | 2.89 | 43 | 0 | 0 | 0 | 7 | 56.0 | 45 | 19 | 18 | 5 | 2 | 12 | 0 | 54 | 3 | 0 |
| 2016 | Stockton (A) | 1 | 1 | 12.60 | 5 | 0 | 0 | 0 | 1 | 5.0 | 6 | 8 | 7 | 0 | 1 | 3 | 0 | 5 | 0 | 0 |
| | Midland (AA) | 8 | 3 | 2.14 | 29 | 10 | 0 | 0 | 2 | 88.1 | 70 | 23 | 21 | 4 | 9 | 25 | 0 | 59 | 5 | 0 |
| Minor League Totals | | 15 | 6 | 2.65 | 84 | 10 | 0 | 0 | 13 | 159.1 | 126 | 51 | 47 | 9 | 13 | 43 | 0 | 127 | 9 | 0 |

MINOR LEAGUE PLAYERS AND PITCHERS OF THE WEEK

| Players | Team | League | Week | Pitchers | Team | League | Week |
|-----------------|-----------|---------------|----------------|-----------------|-----------|---------------|-------------|
| Tyler Marincov | Stockton | California | April 25-May 1 | Daniel Mengden | Midland | Texas | April 7-17 |
| Viosergy Rosa | Midland | Texas | May 2-8 | Dillon Overton | Nashville | Pacific Coast | April 18-24 |
| Joe Bennie | Stockton | California | May 30-June 5 | Raul Alcántara | Midland | Texas | May 2-8 |
| Jaycob Brugman | Nashville | Pacific Coast | June 6-12 | Daniel Gossett | Stockton | California | May 16-22 |
| Miguel Mercedes | Vermont | New York-Penn | June 20-26 | Kyle Friedrichs | Beloit | Midwest | May 23-29 |
| Carson Blair | Midland | Texas | June 27-July 1 | Joel Seddon | Midland | Texas | June 20-26 |
| Bruce Maxwell | Nashville | Pacific Coast | July 11-17 | Jharel Cotton | Nashville | Pacific Coast | Aug. 8-14 |
| Eli White | Vermont | New York-Penn | July 25-31 | | | | |
| Matt Chapman | Midland | Texas | Aug. 8-14 | | | | |
| Trace Loehr | Beloit | Midwest | Aug. 22-28 | | | | |

Organizational Players, continued

SAMUEL ALEXANDER BRAGG

RHP

Goes by "Sam"

Born: Marietta, Georgia, March 23, 1993; **Home:** Marietta, Georgia

Bats: Switch; **Throws:** Right; **Height:** 6-0; **Weight:** 200

Obtained: Selected in the 18th round of the 2013 First-Year Player Draft

Graduated from Wheeler HS (GA)...attended Georgia Perimeter College (Covington, GA)...signed by Jemel Spearman...tied for ninth among A's farmhands in 2013 with six saves...in 2014, tied for eighth in saves (7) among A's farmhands...in 2015, finished ninth among A's farmhands with 92 strikeouts...played for the Mesa Solar Sox of the Arizona Fall League after the 2016 season, where he went 1-1 with a 1.98 ERA in eight games.

| Year | Club | W | L | ERA | G | GS | CG | SHO | SV | IP | H | R | ER | HR | HB | BB | IBB | SO | WP | BK |
|----------------------------|--------------|-----------|----------|-------------|------------|----------|----------|----------|-----------|--------------|------------|------------|-----------|-----------|----------|-----------|----------|------------|-----------|----------|
| 2013 | AZL A's (R) | 1 | 0 | 0.00 | 4 | 0 | 0 | 0 | 1 | 7.1 | 2 | 0 | 0 | 0 | 0 | 2 | 1 | 14 | 5 | 0 |
| | Vermont (A) | 0 | 2 | 1.83 | 13 | 0 | 0 | 0 | 5 | 19.2 | 16 | 6 | 4 | 1 | 0 | 9 | 2 | 20 | 4 | 0 |
| | Beloit (A) | 0 | 0 | 0.00 | 2 | 0 | 0 | 0 | 0 | 2.0 | 0 | 0 | 0 | 0 | 0 | 0 | 0 | 3 | 0 | 0 |
| 2014 | Beloit (A) | 4 | 0 | 3.23 | 41 | 1 | 0 | 0 | 7 | 75.1 | 66 | 30 | 27 | 5 | 4 | 26 | 0 | 68 | 4 | 0 |
| 2015 | Stockton (A) | 7 | 2 | 3.65 | 44 | 0 | 0 | 0 | 1 | 74.0 | 64 | 38 | 30 | 8 | 3 | 23 | 0 | 92 | 3 | 0 |
| 2016 | Midland (AA) | 4 | 4 | 4.29 | 36 | 1 | 0 | 0 | 1 | 65.0 | 60 | 37 | 31 | 9 | 2 | 19 | 3 | 68 | 1 | 0 |
| Minor League Totals | | 16 | 8 | 3.41 | 140 | 2 | 0 | 0 | 15 | 243.0 | 208 | 111 | 92 | 23 | 9 | 79 | 6 | 265 | 17 | 0 |

JOSE GREGORIO BRIZUELA

IF

Born: Maracay, Venezuela, August 31, 1992; **Home:** Weston, Florida

Bats: Left; **Throws:** Right; **Height:** 5-11; **Weight:** 203

Obtained: Selected in the 16th round of the 2014 First-Year Player Draft

Graduated from Archbishop McCarthy HS (FL)...attended Florida State University...signed by Jemel Spearman...originally drafted by Cincinnati in the 46th round of the June, 2011 First-Year Player Draft but did not sign...in 2015, finished in the Top 10 among A's minor leaguers in RBI, doubles, walks, extra-base hits, slugging percentage, and on-base percentage...in 2016, hit a career high 16 home runs, good for seventh among A's farmhands...also finished fifth in slugging percentage (.446).

| Year | Club | AVG. | G | AB | R | H | 2B | 3B | HR | RBI | SH | SF | HP | BB | SO | SB | CS | SLG | OBP | E |
|----------------------------|--------------|-------------|------------|------------|------------|------------|-----------|----------|-----------|------------|----------|----------|-----------|------------|------------|-----------|----------|-------------|-------------|-----------|
| 2014 | AZL A's (R) | .429 | 4 | 14 | 2 | 6 | 1 | 1 | 1 | 3 | 0 | 0 | 0 | 1 | 1 | 0 | 0 | .857 | 1.324 | 1 |
| | Vermont (A) | .241 | 55 | 187 | 25 | 45 | 9 | 1 | 5 | 22 | 0 | 3 | 5 | 15 | 42 | 2 | 1 | .380 | .310 | 6 |
| 2015 | Beloit (A) | .270 | 109 | 381 | 49 | 103 | 28 | 3 | 11 | 56 | 0 | 2 | 4 | 49 | 89 | 8 | 2 | .446 | .358 | 26 |
| | Stockton (A) | .147 | 10 | 34 | 3 | 5 | 1 | 0 | 1 | 5 | 0 | 0 | 0 | 5 | 10 | 0 | 0 | .265 | .256 | 2 |
| 2016 | Stockton (A) | .254 | 100 | 354 | 42 | 90 | 18 | 1 | 16 | 54 | 0 | 3 | 5 | 41 | 110 | 2 | 4 | .446 | .337 | 25 |
| Minor League Totals | | .257 | 278 | 970 | 121 | 249 | 57 | 6 | 34 | 140 | 0 | 8 | 14 | 111 | 252 | 12 | 7 | .433 | .339 | 60 |

SETH WILLIAM BROWN

OF

Born: Klamath Falls, Oregon, July 13, 1992; **Home:** Medford, Oregon

Bats: Left; **Throws:** Left; **Height:** 6-2; **Weight:** 215

Obtained: Selected in the 19th round of the 2015 First-Year Player Draft

Graduated from North Medford HS (OR)...played collegiately at Linn-Benton Community College (OR) and Lewis-Clark State College (ID)...signed by Jim Coffman...was named to the 2015 New York-Penn League Midseason All-Star Team...in 2016, finished third in the A's system in runs scored and fourth in walks.

| Year | Club | AVG. | G | AB | R | H | 2B | 3B | HR | RBI | SH | SF | HP | BB | SO | SB | CS | SLG | OBP | E |
|----------------------------|--------------|-------------|------------|------------|------------|------------|-----------|-----------|-----------|-----------|----------|----------|----------|-----------|------------|-----------|----------|-------------|-------------|-----------|
| 2015 | AZL A's (R) | .200 | 6 | 20 | 2 | 4 | 1 | 2 | 0 | 0 | 0 | 0 | 0 | 3 | 2 | 0 | 0 | .450 | .304 | 0 |
| | Vermont (A) | .289 | 62 | 239 | 32 | 69 | 19 | 3 | 3 | 35 | 0 | 2 | 1 | 25 | 51 | 6 | 2 | .431 | .356 | 7 |
| 2016 | Stockton (A) | .241 | 127 | 453 | 83 | 109 | 21 | 5 | 8 | 53 | 2 | 6 | 6 | 65 | 124 | 13 | 2 | .362 | .340 | 11 |
| Minor League Totals | | .256 | 195 | 712 | 117 | 182 | 41 | 10 | 11 | 88 | 2 | 8 | 7 | 93 | 177 | 19 | 4 | .388 | .344 | 18 |

BRENDAN JAMES BUTLER

RHP

Born: Queens, New York, May 2, 1993; **Home:** Bayport, New York

Bats: Left; **Throws:** Right; **Height:** 6-3; **Weight:** 219

Obtained: Selected in the 30th round of the 2015 First-Year Player Draft

Graduated from Sayville HS (NY)...played collegiately at Fairleigh Dickinson University and Dowling College...signed by Ron Vaughn...in 2016, was one of just six A's farmhands to record a complete game.

| Year | Club | W | L | ERA | G | GS | CG | SHO | SV | IP | H | R | ER | HR | HB | BB | IBB | SO | WP | BK |
|----------------------------|--------------|----------|----------|-------------|-----------|-----------|----------|----------|----------|--------------|------------|-----------|-----------|----------|-----------|-----------|----------|-----------|-----------|----------|
| 2015 | AZL A's (R) | 0 | 2 | 5.30 | 15 | 0 | 0 | 0 | 2 | 18.2 | 24 | 12 | 11 | 0 | 4 | 8 | 0 | 11 | 2 | 0 |
| 2016 | Vermont (A) | 2 | 1 | 1.95 | 7 | 5 | 0 | 0 | 0 | 37.0 | 31 | 9 | 8 | 1 | 4 | 8 | 0 | 32 | 2 | 0 |
| | Beloit (A) | 1 | 5 | 3.14 | 9 | 9 | 1 | 0 | 0 | 51.2 | 44 | 22 | 18 | 4 | 8 | 15 | 0 | 46 | 5 | 0 |
| | Stockton (A) | 1 | 0 | 8.10 | 2 | 0 | 0 | 0 | 0 | 3.1 | 6 | 6 | 3 | 1 | 0 | 3 | 0 | 4 | 1 | 0 |
| Minor League Totals | | 4 | 8 | 3.25 | 33 | 14 | 1 | 0 | 2 | 110.2 | 105 | 49 | 40 | 6 | 16 | 34 | 0 | 93 | 10 | 0 |

JOSEPH JOHN CAMACHO

RHP

Born: El Paso, Texas, June 23, 1994; **Home:** El Paso, Texas

Bats: Right; **Throws:** Right; **Height:** 5-9; **Weight:** 175

Obtained: Signed as a non-drafted free agent, June 15, 2016

Played four seasons at Alabama State, where he went 36-5 with a 3.35 ERA in 59 appearances (47 starts)...he was named SWAC Pitcher of the Year in three consecutive seasons (2014-16)...over a 36-start span over his final three seasons, he went 31-0 with five no decisions, with his team winning 35 of his 36 starts...as a senior in 2016, he earned Louisville Slugger All-American honors after going 10-1 with a save and a 2.35 ERA.

| Year | Club | W | L | ERA | G | GS | CG | SHO | SV | IP | H | R | ER | HR | HB | BB | IBB | SO | WP | BK |
|----------------------------|-------------|----------|----------|-------------|-----------|----------|----------|----------|----------|-------------|-----------|-----------|-----------|----------|----------|----------|----------|-----------|----------|----------|
| 2016 | AZL A's (R) | 2 | 3 | 3.03 | 19 | 0 | 0 | 0 | 3 | 29.2 | 27 | 11 | 10 | 1 | 2 | 6 | 0 | 22 | 3 | 0 |
| Minor League Totals | | 2 | 3 | 3.03 | 19 | 0 | 0 | 0 | 3 | 29.2 | 27 | 11 | 10 | 1 | 2 | 6 | 0 | 22 | 3 | 0 |

DAKOTA REID CHALMERS

RHP

Born: Snellville, Georgia, October 8, 1996; **Home:** Key West, Florida

Bats: Right; **Throws:** Right; **Height:** 6-2; **Weight:** 174

Obtained: Selected in the third round of the 2015 First-Year Player Draft

Graduated from North Forsyth HS (NC)... signed by Jemel Spearman.

| Year | Club | W | L | ERA | G | GS | CG | SHO | SV | IP | H | R | ER | HR | HB | BB | IBB | SO | WP | BK |
|----------------------------|-------------|----------|----------|-------------|-----------|-----------|----------|----------|----------|-------------|-----------|-----------|-----------|----------|----------|-----------|----------|-----------|-----------|----------|
| 2015 | AZL A's (R) | 0 | 1 | 2.66 | 11 | 11 | 0 | 0 | 0 | 20.1 | 15 | 9 | 6 | 0 | 1 | 17 | 0 | 18 | 3 | 1 |
| 2016 | Vermont (A) | 5 | 4 | 4.70 | 15 | 13 | 0 | 0 | 0 | 67.0 | 55 | 41 | 35 | 8 | 6 | 37 | 0 | 62 | 8 | 0 |
| Minor League Totals | | 5 | 5 | 4.23 | 26 | 24 | 0 | 0 | 0 | 97.1 | 70 | 50 | 41 | 8 | 7 | 54 | 0 | 80 | 11 | 1 |

WANDISSON CHARLES

RHP

Born: Bani, Dominican Republic, September 7, 1996; **Home:** Peravia, Dominican Republic

Bats: Right; **Throws:** Right; **Height:** 6-6; **Weight:** 220

Obtained: Signed as a non-drafted free agent, March 24, 2015

Signed by JC De La Cruz, Amauris Reyes and Pablo Marmol.

| Year | Club | W | L | ERA | G | GS | CG | SHO | SV | IP | H | R | ER | HR | HB | BB | IBB | SO | WP | BK |
|----------------------------|-------------|----------|----------|-------------|-----------|-----------|----------|----------|----------|-------------|-----------|-----------|-----------|----------|----------|-----------|----------|-----------|-----------|----------|
| 2015 | DSL A's (R) | 1 | 5 | 4.12 | 12 | 12 | 0 | 0 | 0 | 39.1 | 31 | 23 | 18 | 0 | 3 | 38 | 0 | 37 | 11 | 1 |
| 2016 | AZL A's (R) | 5 | 1 | 7.12 | 14 | 0 | 0 | 0 | 2 | 36.2 | 39 | 31 | 29 | 0 | 1 | 33 | 0 | 48 | 19 | 0 |
| Minor League Totals | | 6 | 6 | 5.57 | 26 | 12 | 0 | 0 | 2 | 76.0 | 70 | 54 | 47 | 0 | 4 | 71 | 0 | 85 | 30 | 1 |

JOSE SANTIAGO CHAVEZ (TREVINO)

C

Goes by "Santiago"

Born: Saltillo, Mexico, April 20, 1987; **Home:** Saltillo, Mexico

Bats: Right; **Throws:** Right; **Height:** 5-11; **Weight:** 199

Obtained: Signed as a non-drafted free agent, November 16, 2011

Signed by David Tapia.

| Year | Club | AVG. | G | AB | R | H | 2B | 3B | HR | RBI | SH | SF | HP | BB | SO | SB | CS | SLG | OBP | E |
|----------------------------|--------------|-------------|------------|------------|-----------|------------|-----------|----------|----------|-----------|-----------|----------|----------|-----------|------------|----------|----------|-------------|-------------|-----------|
| 2012 | DSL A's (R) | .250 | 35 | 96 | 8 | 24 | 4 | 1 | 0 | 8 | 2 | 0 | 1 | 9 | 18 | 2 | 3 | .313 | .321 | 2 |
| 2013 | DSL A's (R) | .223 | 30 | 112 | 7 | 25 | 4 | 0 | 0 | 9 | 2 | 0 | 1 | 2 | 4 | 2 | 2 | .259 | .243 | 3 |
| 2014 | Vermont (A) | .093 | 16 | 54 | 3 | 5 | 0 | 0 | 0 | 3 | 2 | 0 | 1 | 3 | 17 | 0 | 0 | .093 | .155 | 3 |
| | Beloit (A) | .205 | 46 | 132 | 8 | 27 | 3 | 0 | 0 | 4 | 7 | 1 | 4 | 9 | 23 | 0 | 1 | .227 | .274 | 2 |
| | Midland (AA) | .167 | 3 | 12 | 1 | 2 | 1 | 0 | 0 | 1 | 0 | 0 | 0 | 1 | 4 | 0 | 0 | .250 | .231 | 1 |
| 2015 | Beloit (A) | .146 | 43 | 137 | 11 | 20 | 4 | 0 | 0 | 4 | 5 | 0 | 0 | 12 | 34 | 0 | 0 | .175 | .215 | 7 |
| | Stockton (A) | .100 | 22 | 60 | 6 | 6 | 2 | 0 | 0 | 2 | 2 | 0 | 0 | 2 | 15 | 0 | 0 | .133 | .129 | 2 |
| 2016 | Beloit (A) | .207 | 80 | 251 | 19 | 52 | 9 | 0 | 0 | 15 | 5 | 3 | 2 | 12 | 51 | 0 | 0 | .243 | .246 | 6 |
| Minor League Totals | | .189 | 276 | 854 | 63 | 161 | 27 | 1 | 0 | 46 | 25 | 4 | 9 | 50 | 166 | 4 | 6 | .222 | .240 | 26 |

Organizational Players, continued

ANTHONY RICHARD CHURLIN

OF

Born: Seattle, Washington, May 27, 1997; **Home:** Cape Coral, Florida

Bats: Right; **Throws:** Right; **Height:** 6-1; **Weight:** 190

Obtained: Selected in the 16th round of the 2016 First-Year Player Draft

Signed out of Island Coast HS (FL) by Trevor Schaffer.

| Year | Club | AVG. | G | AB | R | H | 2B | 3B | HR | RBI | SH | SF | HP | BB | SO | SB | CS | SLG | OBP | E |
|----------------------------|-------------|-------------|-----------|-----------|----------|-----------|----------|----------|----------|----------|----------|----------|----------|----------|-----------|----------|----------|-------------|-------------|----------|
| 2016 | AZL A's (R) | .236 | 27 | 89 | 7 | 21 | 2 | 1 | 0 | 4 | 1 | 0 | 1 | 9 | 28 | 2 | 2 | .281 | .313 | 3 |
| Minor League Totals | | .236 | 27 | 89 | 7 | 21 | 2 | 1 | 0 | 4 | 1 | 0 | 1 | 9 | 28 | 2 | 2 | .281 | .313 | 3 |

BRANDEN EDWARD COGSWELL

IF

Born: Albany, New York, January 12, 1993; **Home:** Ballston Lake, New York

Bats: Left; **Throws:** Right; **Height:** 6-1; **Weight:** 182

Obtained: Selected in the seventh round of the 2014 First-Year Player Draft

Graduated from Shenendehowa HS (NY)...played collegiately at the University of Virginia...led his team to the championship series of the 2014 College World Series, where he was named to the All-Tournament Team...was First Team All-ACC at second base as a junior and Second Team All-ACC at shortstop as a sophomore...signed by Neil Avent...in 2015, finished sixth among A's farmhands with 56 walks...missed the 2016 season with a right shoulder injury.

| Year | Club | AVG. | G | AB | R | H | 2B | 3B | HR | RBI | SH | SF | HP | BB | SO | SB | CS | SLG | OBP | E |
|----------------------------|--------------|-------------|------------|------------|-----------|--------------|-----------|----------|----------|-----------|----------|----------|----------|-----------|------------|----------|----------|-------------|-------------|-----------|
| 2014 | Beloit (A) | .203 | 40 | 128 | 14 | 26 | 2 | 1 | 0 | 12 | 2 | 1 | 3 | 17 | 24 | 3 | 1 | .234 | .309 | 16 |
| 2015 | Stockton (A) | .235 | 118 | 422 | 43 | 99 | 14 | 3 | 3 | 32 | 4 | 3 | 2 | 56 | 108 | 6 | 2 | .303 | .325 | 12 |
| 2016 | | | | | | DNP – injury | | | | | | | | | | | | | | |
| Minor League Totals | | .227 | 158 | 550 | 57 | 125 | 16 | 4 | 3 | 44 | 6 | 4 | 5 | 73 | 132 | 9 | 3 | .287 | .321 | 28 |

NICHOLAS MARK COLLINS

C

Goes by "Nick"

Born: Carthage, North Carolina, April 13, 1994; **Home:** Carthage, North Carolina

Bats: Left; **Throws:** Right; **Height:** 6-2; **Weight:** 223

Obtained: Selected in the eighth round of the 2015 First-Year Player Draft

Graduated from Union Pines HS (CA)...played collegiately at Georgetown...was named Big East Player of the Year as a junior in 2015...signed by Ron Vaughn...was named to the New York-Penn League Midseason All-Star team in 2015.

| Year | Club | AVG. | G | AB | R | H | 2B | 3B | HR | RBI | SH | SF | HP | BB | SO | SB | CS | SLG | OBP | E |
|----------------------------|-------------|-------------|-----------|------------|-----------|-----------|-----------|----------|----------|-----------|----------|----------|----------|-----------|-----------|----------|----------|-------------|-------------|-----------|
| 2015 | AZL A's (R) | .111 | 4 | 9 | 0 | 1 | 0 | 0 | 0 | 2 | 0 | 0 | 0 | 2 | 2 | 0 | 0 | .111 | .273 | 0 |
| | Vermont (A) | .256 | 34 | 117 | 14 | 30 | 2 | 0 | 2 | 15 | 0 | 1 | 1 | 13 | 14 | 1 | 0 | .325 | .333 | 6 |
| 2016 | Vermont (A) | .136 | 23 | 66 | 3 | 9 | 5 | 0 | 0 | 7 | 0 | 1 | 1 | 11 | 18 | 1 | 0 | .212 | .266 | 1 |
| | Beloit (A) | .194 | 21 | 67 | 8 | 13 | 4 | 0 | 2 | 9 | 0 | 0 | 0 | 4 | 14 | 0 | 0 | .343 | .239 | 3 |
| Minor League Totals | | .205 | 82 | 259 | 25 | 53 | 11 | 0 | 4 | 33 | 0 | 2 | 2 | 30 | 48 | 2 | 0 | .293 | .290 | 10 |

JARRETT HANSEN COSTA

C

Born: San Jose, California, April 23, 1993; **Home:** Fremont, California

Bats: Right; **Throws:** Right; **Height:** 5-11; **Weight:** 200

Obtained: Selected in the 33rd round of the 2016 First-Year Player Draft

Graduated from Washington HS in Fremont, CA...played collegiately at NAIA Westmont College after transferring from UC-Santa Barbara...as a senior, was named to the All-GSAC team and the GSAC Gold Glove team...signed by Craig Conklin.

| Year | Club | AVG. | G | AB | R | H | 2B | 3B | HR | RBI | SH | SF | HP | BB | SO | SB | CS | SLG | OBP | E |
|----------------------------|-------------|-------------|-----------|-----------|----------|-----------|----------|----------|----------|----------|----------|----------|----------|-----------|-----------|----------|----------|-------------|-------------|----------|
| 2016 | AZL A's (R) | .219 | 13 | 32 | 3 | 7 | 2 | 0 | 0 | 4 | 0 | 2 | 2 | 6 | 11 | 0 | 0 | .281 | .357 | 0 |
| | Vermont (A) | .171 | 11 | 35 | 0 | 6 | 1 | 0 | 0 | 3 | 0 | 0 | 1 | 4 | 9 | 0 | 0 | .200 | .275 | 0 |
| Minor League Totals | | .194 | 24 | 67 | 3 | 13 | 3 | 0 | 0 | 7 | 0 | 2 | 3 | 10 | 20 | 0 | 0 | .239 | .317 | 0 |

TY O'DANIEL DAMRON

LHP

Born: Denton, Texas, July 28, 1994; **Home:** Gainesville, Texas

Bats: Left; **Throws:** Left; **Height:** 6-2; **Weight:** 200

Obtained: Selected in the 15th round of the 2016 First-Year Player Draft

Graduated from Krum HS (TX)...originally drafted in the 13th round of the 2013 draft by the Dodgers but did not sign...played collegiately at Texas Tech...signed by Armann Brown.

| Year | Club | W | L | ERA | G | GS | CG | SHO | SV | IP | H | R | ER | HR | HB | BB | IBB | SO | WP | BK |
|----------------------------|-------------|----------|----------|-------------|-----------|----------|----------|----------|----------|-------------|-----------|-----------|----------|----------|----------|----------|----------|-----------|----------|----------|
| 2016 | Vermont (A) | 0 | 3 | 5.06 | 10 | 0 | 0 | 0 | 1 | 16.0 | 15 | 13 | 9 | 1 | 1 | 9 | 0 | 15 | 1 | 0 |
| Minor League Totals | | 0 | 3 | 5.06 | 10 | 0 | 0 | 0 | 1 | 16.0 | 15 | 13 | 9 | 1 | 1 | 9 | 0 | 15 | 1 | 0 |

FREDERICK OBNEIL DE LA CRUZ (MARTINEZ)

RHP

Born: San Cristobal, Dominican Republic, September 13, 1996; **Home:** San Cristobal, Dominican Republic
Bats: Right; **Throws:** Right; **Height:** 6-3; **Weight:** 170
Obtained: Signed as a non-drafted free agent, March 24, 2015

Signed by JC De La Cruz, Amauris Reyes and Pablo Marmol.

| Year | Club | W | L | ERA | G | GS | CG | SHO | SV | IP | H | R | ER | HR | HB | BB | IBB | SO | WP | BK |
|----------------------------|-------------|----------|----------|-------------|-----------|----------|----------|----------|----------|-------------|-----------|-----------|-----------|----------|-----------|-----------|----------|-----------|-----------|----------|
| 2015 | DSL A's (R) | 0 | 4 | 9.97 | 10 | 6 | 0 | 0 | 0 | 21.2 | 29 | 27 | 24 | 1 | 9 | 14 | 0 | 13 | 5 | 1 |
| 2016 | DSL A's (R) | 1 | 0 | 5.79 | 2 | 1 | 0 | 0 | 0 | 4.2 | 5 | 4 | 3 | 0 | 1 | 4 | 0 | 4 | 1 | 0 |
| | AZL A's (R) | 1 | 1 | 8.82 | 11 | 0 | 0 | 0 | 0 | 16.1 | 19 | 22 | 16 | 0 | 5 | 19 | 0 | 11 | 10 | 0 |
| Minor League Totals | | 2 | 5 | 9.07 | 23 | 7 | 0 | 0 | 0 | 42.2 | 53 | 53 | 43 | 1 | 15 | 37 | 0 | 28 | 16 | 1 |

JORDAN DANIEL DEVENCENZI

C

Born: Hayward, California, June 26, 1993; **Home:** Tracy, California
Bats: Right; **Throws:** Right; **Height:** 5-11; **Weight:** 195
Obtained: Selected in the 26th round of the 2015 First-Year Player Draft

Graduated from West High School in Tracy, CA...played collegiately at Delta College (2012-13) and the University of Nevada (2014-15)...signed by Jermaine Clark.

| Year | Club | AVG. | G | AB | R | H | 2B | 3B | HR | RBI | SH | SF | HP | BB | SO | SB | CS | SLG | OBP | E |
|----------------------------|-----------------|-------------|-----------|------------|-----------|-----------|----------|----------|----------|-----------|----------|----------|----------|-----------|-----------|----------|----------|-------------|-------------|----------|
| 2015 | AZL A's (R) | .600 | 2 | 5 | 1 | 3 | 0 | 0 | 0 | 1 | 0 | 0 | 2 | 0 | 0 | 0 | 0 | .600 | .714 | 0 |
| | Vermont (A) | .243 | 11 | 37 | 4 | 9 | 1 | 0 | 0 | 1 | 0 | 0 | 1 | 3 | 2 | 0 | 0 | .270 | .317 | 3 |
| 2016 | Beloit (A) | .281 | 38 | 114 | 11 | 32 | 6 | 0 | 0 | 8 | 2 | 1 | 1 | 12 | 17 | 1 | 1 | .333 | .352 | 0 |
| | Nashville (AAA) | — | 1 | 0 | 0 | 0 | 0 | 0 | 0 | 0 | 0 | 0 | 0 | 1 | 0 | 0 | 0 | — | 1.000 | 0 |
| Minor League Totals | | .282 | 52 | 156 | 16 | 44 | 7 | 0 | 0 | 10 | 2 | 1 | 4 | 16 | 19 | 1 | 1 | .327 | .362 | 3 |

EDWIN DIAZ (PANTOJA)

IF

Born: Bayamon, Puerto Rico, August 25, 1995; **Home:** Vega Alta, Puerto Rico
Bats: Right; **Throws:** Right; **Height:** 6-2; **Weight:** 223
Obtained: Selected in the 15th round of the 2013 First-Year Player Draft

Graduated from Maestro Ladi HS (PR)...signed by Ruben Escalera.

| Year | Club | AVG. | G | AB | R | H | 2B | 3B | HR | RBI | SH | SF | HP | BB | SO | SB | CS | SLG | OBP | E |
|----------------------------|-------------|-------------|------------|------------|-----------|------------|-----------|----------|----------|-----------|----------|----------|-----------|-----------|------------|----------|----------|-------------|-------------|-----------|
| 2013 | AZL A's (R) | .239 | 27 | 92 | 7 | 22 | 6 | 1 | 1 | 6 | 0 | 1 | 0 | 5 | 25 | 1 | 1 | .359 | .276 | 5 |
| 2014 | AZL A's (R) | .241 | 44 | 145 | 21 | 35 | 12 | 1 | 1 | 7 | 1 | 1 | 6 | 17 | 39 | 2 | 0 | .359 | .343 | 11 |
| 2015 | AZL A's (R) | .171 | 24 | 76 | 10 | 13 | 2 | 0 | 2 | 6 | 0 | 0 | 1 | 8 | 22 | 0 | 0 | .276 | .259 | 5 |
| | Beloit (A) | .100 | 45 | 140 | 9 | 14 | 8 | 0 | 0 | 13 | 2 | 2 | 2 | 8 | 49 | 0 | 0 | .157 | .158 | 8 |
| 2016 | Beloit (A) | .236 | 92 | 296 | 31 | 70 | 13 | 0 | 5 | 34 | 6 | 4 | 8 | 26 | 101 | 4 | 2 | .331 | .311 | 17 |
| Minor League Totals | | .206 | 232 | 749 | 78 | 154 | 41 | 2 | 9 | 66 | 9 | 8 | 17 | 64 | 236 | 7 | 3 | .302 | .280 | 46 |

DUSTIN CHARLES DRIVER

RHP

Born: Federal Way, Washington, October 11, 1994; **Home:** Wenatchee, Washington
Bats: Right; **Throws:** Right; **Height:** 6-2; **Weight:** 224
Obtained: Selected in the seventh round of the 2013 First-Year Player Draft

Graduated from Wenatchee HS (WA)...signed by Jim Coffman...missed all of the 2014 season with a back injury.

| Year | Club | W | L | ERA | G | GS | CG | SHO | SV | IP | H | R | ER | HR | HB | BB | IBB | SO | WP | BK | |
|----------------------------|-------------|--------------|-----------|-------------|-----------|-----------|----------|----------|----------|--------------|------------|-----------|-----------|----------|----------|-----------|----------|-----------|-----------|----------|--|
| 2013 | AZL A's (R) | 0 | 2 | 7.15 | 7 | 4 | 0 | 0 | 0 | 11.1 | 18 | 12 | 9 | 0 | 0 | 11 | 0 | 4 | 5 | 0 | |
| 2014 | | DNP – injury | | | | | | | | | | | | | | | | | | | |
| 2015 | Vermont (A) | 1 | 5 | 4.99 | 14 | 10 | 0 | 0 | 0 | 52.1 | 53 | 39 | 29 | 4 | 2 | 35 | 0 | 32 | 8 | 0 | |
| | Beloit (A) | 0 | 2 | 9.00 | 4 | 4 | 0 | 0 | 0 | 11.0 | 15 | 14 | 11 | 0 | 2 | 5 | 0 | 9 | 4 | 0 | |
| 2016 | AZL A's (R) | 0 | 1 | 3.12 | 4 | 3 | 0 | 0 | 0 | 8.2 | 9 | 3 | 3 | 0 | 0 | 7 | 0 | 7 | 3 | 0 | |
| | Vermont (A) | 0 | 1 | 3.86 | 2 | 0 | 0 | 0 | 0 | 4.2 | 8 | 4 | 2 | 0 | 1 | 3 | 0 | 7 | 0 | 0 | |
| | Beloit (A) | 0 | 2 | 9.47 | 13 | 2 | 0 | 0 | 0 | 19.0 | 23 | 21 | 20 | 2 | 0 | 23 | 0 | 11 | 7 | 0 | |
| Minor League Totals | | 1 | 13 | 6.22 | 44 | 23 | 0 | 0 | 0 | 107.0 | 126 | 93 | 74 | 6 | 5 | 84 | 0 | 70 | 27 | 0 | |

Organizational Players, continued

KEVIN PETER DUCHENE

LHP

Born: Joliet, Illinois, December 10, 1993; **Home:** Punta Gorda, Florida

Bats: Left; **Throws:** Left; **Height:** 6-1; **Weight:** 229

Obtained: Selected in the fifth round of the 2015 First-Year Player Draft

Graduated from Joliet Catholic Academy (IL)...played collegiately at Illinois, where he was First Team All-Big Ten and Second Team All-American as a junior in 2015...signed by Kevin Mello.

| Year | Club | W | L | ERA | G | GS | CG | SHO | SV | IP | H | R | ER | HR | HB | BB | IBB | SO | WP | BK |
|----------------------------|-------------|----------|----------|-------------|-----------|----------|----------|----------|----------|-------------|-----------|-----------|-----------|----------|----------|-----------|----------|-----------|----------|----------|
| 2015 | AZL A's (R) | 0 | 1 | 0.00 | 2 | 2 | 0 | 0 | 0 | 3.0 | 4 | 1 | 0 | 0 | 0 | 0 | 0 | 1 | 0 | 0 |
| | Vermont (A) | 0 | 2 | 4.84 | 8 | 5 | 0 | 0 | 0 | 22.1 | 21 | 15 | 12 | 2 | 1 | 9 | 0 | 18 | 1 | 0 |
| 2016 | AZL A's (R) | 1 | 0 | 3.70 | 7 | 2 | 0 | 0 | 0 | 24.1 | 24 | 16 | 10 | 2 | 1 | 11 | 0 | 15 | 3 | 0 |
| Minor League Totals | | 1 | 3 | 3.99 | 17 | 9 | 0 | 0 | 0 | 49.2 | 49 | 32 | 22 | 4 | 2 | 20 | 0 | 34 | 4 | 0 |

ANGEL ALBERTO DUNO (RODRIGUEZ)

RHP

Born: Anaco, Venezuela, January 10, 1994; **Home:** Anaco, Venezuela

Bats: Right; **Throws:** Right; **Height:** 5-10; **Weight:** 199

Obtained: Signed as a non-drafted free agent, December 9, 2011

Signed by Julio Franco and Andri Garcia...in 2016, finished fifth among A's farmhands in ERA and was named a Midwest League Midseason All-Star.

| Year | Club | W | L | ERA | G | GS | CG | SHO | SV | IP | H | R | ER | HR | HB | BB | IBB | SO | WP | BK |
|----------------------------|-------------|-----------|-----------|-------------|-----------|-----------|----------|----------|----------|--------------|------------|------------|------------|-----------|-----------|-----------|----------|------------|-----------|----------|
| 2012 | DSL A's (R) | 2 | 1 | 1.82 | 19 | 2 | 0 | 0 | 4 | 39.2 | 36 | 12 | 8 | 0 | 1 | 15 | 0 | 26 | 2 | 0 |
| 2013 | DSL A's (R) | 3 | 4 | 3.19 | 15 | 12 | 0 | 0 | 0 | 73.1 | 76 | 36 | 26 | 2 | 11 | 15 | 0 | 52 | 9 | 0 |
| 2014 | DSL A's (R) | 3 | 2 | 1.82 | 15 | 15 | 0 | 0 | 0 | 84.0 | 81 | 30 | 17 | 2 | 5 | 14 | 0 | 63 | 4 | 1 |
| 2015 | AZL A's (R) | 4 | 2 | 2.93 | 8 | 7 | 0 | 0 | 0 | 40.0 | 42 | 15 | 13 | 1 | 4 | 3 | 0 | 35 | 0 | 1 |
| | Vermont (A) | 0 | 3 | 5.59 | 6 | 6 | 0 | 0 | 0 | 29.0 | 42 | 22 | 18 | 2 | 1 | 1 | 0 | 18 | 0 | 1 |
| 2016 | Beloit (A) | 7 | 7 | 2.68 | 24 | 20 | 0 | 0 | 0 | 121.0 | 130 | 43 | 36 | 7 | 3 | 16 | 0 | 76 | 5 | 1 |
| Minor League Totals | | 19 | 19 | 2.74 | 87 | 62 | 0 | 0 | 4 | 387.0 | 407 | 158 | 118 | 14 | 25 | 64 | 0 | 270 | 20 | 4 |

ZACHARY SCOTT ERWIN

LHP

Goes by "Zack"

Born: Park Ridge, Illinois, January 24, 1994; **Home:** Duluth, Georgia

Bats: Left; **Throws:** Left; **Height:** 6-5; **Weight:** 195

Obtained: Acquired from Chicago (AL) with J.B. Wendelken for Brett Lawrie, December 9, 2015

Graduated from Duluth HS (GA)...played collegiately at Clemson...in college, was primarily a reliever in 2013-14 and a starter in 2015...drafted by Chicago (AL) in the fourth round of the 2015 draft.

| Year | Club | W | L | ERA | G | GS | CG | SHO | SV | IP | H | R | ER | HR | HB | BB | IBB | SO | WP | BK |
|----------------------------|-----------------|----------|-----------|-------------|-----------|-----------|----------|----------|----------|--------------|------------|-----------|-----------|-----------|----------|-----------|----------|------------|-----------|----------|
| 2015 | Great Falls (R) | 2 | 0 | 0.84 | 8 | 4 | 0 | 0 | 0 | 21.1 | 17 | 5 | 2 | 0 | 0 | 3 | 0 | 15 | 2 | 0 |
| | Kannapolis (A) | 0 | 2 | 1.89 | 7 | 3 | 0 | 0 | 0 | 19.0 | 15 | 5 | 4 | 0 | 1 | 4 | 0 | 15 | 3 | 0 |
| 2016 | Beloit (A) | 1 | 0 | 5.40 | 5 | 4 | 0 | 0 | 0 | 18.1 | 25 | 11 | 11 | 4 | 0 | 3 | 0 | 16 | 0 | 0 |
| | Stockton (A) | 3 | 10 | 6.53 | 18 | 16 | 0 | 0 | 0 | 80.0 | 109 | 70 | 58 | 11 | 5 | 32 | 2 | 58 | 11 | 0 |
| Minor League Totals | | 6 | 12 | 4.87 | 38 | 27 | 0 | 0 | 0 | 138.2 | 166 | 91 | 75 | 15 | 6 | 42 | 2 | 104 | 16 | 0 |

OAKLAND A'S OPENING DAY TRIVIA

Most Starts

- 12 Rickey Henderson
- 11 Eric Chavez
- 9 Sal Bando
- Reggie Jackson
- Carney Lansford
- Mark McGwire
- Terry Steinbach
- 8 Bert Campaneris
- Mark Ellis
- Dwayne Murphy

Most Starts by Position

- P: Stewart 6, Langford, 5, Hunter 3, Hudson 3
- C: Steinbach 9, Suzuki 5, Heath 4, Hernandez 4
- 1B: McGwire 9, Giambi 4, Barton 4
- 2B: Ellis 8, Green 6, Phillips 4
- 3B: Chavez 10, Bando 9, Lansford 9
- SS: Campaneris 8, Bordick 5, Tejada 5, Crosby 5
- LF: Henderson 12, Rudi 4, four with 2
- CF: Murphy 8, North 5, D. Henderson 5
- RF: Jackson 8, Armas 5, Canseco 5, Davis 5
- DH: Berroa 3, Durazo 3, six with 2

Most Consecutive Starts

- P: 5 Stewart (1988-92)
- C: 9 Steinbach (1988-96)
- 1B: 8 McGwire (1988-95)
- 2B: 7 Ellis (2005-11)
- 3B: 9 Bando (1968-76), Chavez (1999-2007)
- SS: 5 Campaneris (1968-72), Bordick (1992-96), Tejada (1999-03), Crosby (2004-08)
- LF: 6 Henderson (1990-95)
- CF: 8 Murphy (1980-87)
- RF: 8 Jackson (1968-75)
- DH: 3 Berroa (1995-97), Durazo (2003-05)

KYLE EDWARD FINNEGAN**RHP**

Born: Detroit, Michigan, September 4, 1991; **Home:** Kingwood, Texas
Bats: Right; **Throws:** Right; **Height:** 6-2; **Weight:** 176
Obtained: Selected in the sixth round of the 2013 First-Year Player Draft

Graduated from Kingwood HS (TX)...attended Texas State University...signed by Armann Brown...in 2014, finished seventh among qualifying A's farmhands with a 4.03 ERA and was named to the Midwest League Midseason All-Star Team...was named California League Player of the Week for the week ending May 11, 2015...finished tied for fifth in wins and seventh in strikeouts among A's minor leaguers in 2015...tied for fourth among A's farmhands with seven saves in 2016, his first year as a reliever.

| Year | Club | W | L | ERA | G | GS | CG | SHO | SV | IP | H | R | ER | HR | HB | BB | IBB | SO | WP | BK |
|----------------------------|--------------|-----------|-----------|-------------|------------|-----------|----------|----------|----------|--------------|------------|------------|------------|-----------|----------|------------|----------|------------|-----------|----------|
| 2013 | Vermont (A) | 3 | 3 | 2.70 | 11 | 11 | 0 | 0 | 0 | 50.0 | 43 | 18 | 15 | 0 | 1 | 12 | 0 | 35 | 2 | 0 |
| | Beloit (A) | 1 | 1 | 9.82 | 2 | 2 | 0 | 0 | 0 | 7.1 | 12 | 8 | 8 | 1 | 0 | 6 | 0 | 5 | 0 | 0 |
| 2014 | Beloit (A) | 7 | 9 | 3.69 | 23 | 23 | 1 | 1 | 0 | 119.2 | 99 | 53 | 49 | 12 | 4 | 52 | 0 | 55 | 3 | 0 |
| | Midland (AA) | 0 | 1 | 11.81 | 1 | 1 | 0 | 0 | 0 | 5.1 | 10 | 7 | 7 | 3 | 1 | 1 | 0 | 6 | 1 | 0 |
| 2015 | Stockton (A) | 9 | 9 | 5.44 | 28 | 24 | 0 | 0 | 0 | 127.1 | 139 | 83 | 77 | 19 | 2 | 41 | 1 | 96 | 10 | 0 |
| 2016 | Stockton (A) | 1 | 0 | 3.32 | 13 | 0 | 0 | 0 | 1 | 21.2 | 19 | 8 | 8 | 1 | 0 | 12 | 1 | 28 | 3 | 0 |
| | Midland (AA) | 1 | 3 | 2.14 | 30 | 0 | 0 | 0 | 6 | 42.0 | 31 | 13 | 10 | 3 | 1 | 20 | 1 | 41 | 1 | 0 |
| Minor League Totals | | 22 | 26 | 4.20 | 108 | 61 | 1 | 1 | 7 | 373.0 | 353 | 190 | 174 | 39 | 9 | 144 | 3 | 266 | 20 | 0 |

KYLE MCPHAIL FRIEDRICHS**RHP**

Born: San Diego, California, January 22, 1992; **Home:** San Clemente, California
Bats: Right; **Throws:** Right; **Height:** 6-0; **Weight:** 206
Obtained: Selected in the seventh round of the 2015 First-Year Player Draft

Graduated from San Clemente HS (CA)...played collegiately at Long Beach State from 2011-15...redshirted during the 2013 season...signed by Craig Conklin...in 2016, finished fourth among A's minor leaguers in innings pitched (153.0), fifth in strikeouts (119), and 10th in ERA (3.35)...was named Midwest League Pitcher of the Week for the week of May 23-29, 2016.

| Year | Club | W | L | ERA | G | GS | CG | SHO | SV | IP | H | R | ER | HR | HB | BB | IBB | SO | WP | BK |
|----------------------------|--------------|----------|-----------|-------------|-----------|-----------|----------|----------|----------|--------------|------------|-----------|-----------|-----------|----------|-----------|----------|------------|-----------|----------|
| 2015 | Vermont (A) | 1 | 3 | 4.50 | 14 | 11 | 0 | 0 | 0 | 36.0 | 32 | 22 | 18 | 2 | 2 | 13 | 0 | 19 | 1 | 0 |
| 2016 | Beloit (A) | 3 | 2 | 1.25 | 10 | 8 | 0 | 0 | 0 | 50.1 | 38 | 10 | 7 | 2 | 5 | 6 | 0 | 31 | 0 | 0 |
| | Stockton (A) | 3 | 7 | 4.29 | 18 | 18 | 0 | 0 | 0 | 100.2 | 109 | 54 | 48 | 10 | 2 | 10 | 0 | 86 | 9 | 0 |
| | Midland (AA) | 0 | 0 | 9.00 | 1 | 0 | 0 | 0 | 0 | 2.0 | 4 | 2 | 2 | 0 | 0 | 0 | 0 | 2 | 0 | 0 |
| Minor League Totals | | 7 | 12 | 3.57 | 43 | 37 | 0 | 0 | 0 | 189.0 | 183 | 88 | 75 | 14 | 9 | 29 | 0 | 138 | 10 | 0 |

TRENT AUSTIN GILBERT**IF**

Born: Torrance, California, March 17, 1993; **Home:** Torrance, California
Bats: Left; **Throws:** Right; **Height:** 6-2; **Weight:** 188
Obtained: Selected in the 15th round of the 2014 First-Year Player Draft

Graduated from Torrance HS (CA)...attended the University of Arizona...started 64 games for the 2012 Wildcat team that won the College World Series...signed by Trevor Ryan...named Midwest League Player of the Week for the week ending June 7, 2015...in 2016, led all A's farmhands with 35 doubles...also finished eighth in hits and ninth in batting average among qualifying players.

| Year | Club | AVG. | G | AB | R | H | 2B | 3B | HR | RBI | SH | SF | HP | BB | SO | SB | CS | SLG | OBP | E |
|----------------------------|--------------|-------------|------------|-------------|------------|------------|-----------|----------|-----------|------------|----------|----------|----------|-----------|------------|----------|----------|-------------|-------------|-----------|
| 2014 | AZL A's (R) | .327 | 11 | 49 | 7 | 16 | 4 | 1 | 0 | 6 | 0 | 0 | 0 | 4 | 6 | 0 | 0 | .449 | .377 | 0 |
| | Vermont (A) | .212 | 40 | 137 | 17 | 29 | 6 | 1 | 0 | 10 | 0 | 1 | 2 | 10 | 35 | 1 | 0 | .270 | .273 | 5 |
| 2015 | Beloit (A) | .267 | 84 | 330 | 36 | 88 | 15 | 2 | 5 | 44 | 2 | 2 | 1 | 18 | 62 | 0 | 3 | .370 | .305 | 12 |
| | Stockton (A) | .200 | 28 | 90 | 7 | 18 | 2 | 0 | 1 | 8 | 1 | 0 | 1 | 5 | 28 | 3 | 0 | .256 | .250 | 1 |
| 2016 | Beloit (A) | .269 | 129 | 476 | 48 | 128 | 35 | 3 | 4 | 47 | 2 | 1 | 5 | 37 | 104 | 1 | 2 | .380 | .327 | 8 |
| Minor League Totals | | .258 | 292 | 1082 | 115 | 279 | 62 | 7 | 10 | 115 | 4 | 5 | 9 | 74 | 235 | 5 | 5 | .356 | .309 | 26 |

WILLIAM EDWARD GILBERT**RHP**

Goes by "Will"
Born: Atlanta, Georgia, February 9, 1994; **Home:** Morrisville, North Carolina
Bats: Left; **Throws:** Left; **Height:** 6-0; **Weight:** 175
Obtained: Selected in the eighth round of the 2016 First-Year Player Draft

Graduated from Green Hope HS (CA)...played four years of college baseball at North Carolina State...signed by Neil Avent.

| Year | Club | W | L | ERA | G | GS | CG | SHO | SV | IP | H | R | ER | HR | HB | BB | IBB | SO | WP | BK |
|----------------------------|-------------|----------|----------|-------------|-----------|----------|----------|----------|----------|-------------|-----------|----------|----------|----------|----------|-----------|----------|-----------|----------|----------|
| 2016 | Vermont (A) | 2 | 2 | 2.81 | 15 | 0 | 0 | 0 | 1 | 25.2 | 18 | 8 | 8 | 0 | 2 | 12 | 0 | 31 | 2 | 0 |
| Minor League Totals | | 2 | 2 | 2.81 | 15 | 0 | 0 | 0 | 1 | 25.2 | 18 | 8 | 8 | 0 | 2 | 12 | 0 | 31 | 2 | 0 |

PLAYER DEVELOPMENT

Organizational Players, continued

JAVIER ARTURO GODARD (RAMIREZ)

IF

Born: Baruta, Venezuela, December 13, 1995; **Home:** Carrizal, Venezuela

Bats: Right; **Throws:** Right; **Height:** 6-0; **Weight:** 170

Obtained: Signed as a non-drafted free agent, January 30, 2013

Signed by JC De La Cruz, Amauris Reyes and Pablo Marmol.

| Year | Club | AVG. | G | AB | R | H | 2B | 3B | HR | RBI | SH | SF | HP | BB | SO | SB | CS | SLG | OBP | E |
|----------------------------|-------------|-------------|------------|------------|-----------|------------|-----------|----------|----------|-----------|-----------|----------|-----------|-----------|-----------|-----------|-----------|-------------|-------------|-----------|
| 2013 | DSL A's (R) | .156 | 40 | 122 | 15 | 19 | 2 | 1 | 1 | 10 | 2 | 0 | 5 | 10 | 16 | 4 | 3 | .230 | .248 | 3 |
| 2014 | DSL A's (R) | .239 | 38 | 134 | 16 | 32 | 5 | 1 | 1 | 4 | 6 | 0 | 2 | 8 | 18 | 6 | 4 | .313 | .292 | 2 |
| 2015 | DSL A's (R) | .277 | 59 | 220 | 34 | 61 | 16 | 2 | 1 | 22 | 4 | 2 | 4 | 24 | 28 | 14 | 10 | .382 | .356 | 13 |
| 2016 | AZL A's (R) | .277 | 36 | 130 | 22 | 36 | 6 | 1 | 0 | 16 | 3 | 4 | 4 | 12 | 21 | 9 | 4 | .338 | .347 | 4 |
| | Vermont (A) | .000 | 3 | 13 | 1 | 0 | 0 | 0 | 0 | 0 | 0 | 0 | 0 | 0 | 3 | 0 | 0 | .000 | .000 | 0 |
| Minor League Totals | | .239 | 176 | 619 | 88 | 148 | 31 | 5 | 3 | 52 | 15 | 6 | 15 | 54 | 86 | 33 | 21 | .320 | .313 | 22 |

JASON GOLDSTEIN

C

Born: Chicago, Illinois, March 9, 1994; **Home:** Chicago, Illinois

Bats: Right; **Throws:** Right; **Height:** 6-0; **Weight:** 210

Obtained: Acquired from the Seattle Mariners for LHP Dillon Overton, January 26, 2017.

Graduated from Highland Park (IL) High School in 2012...attended the University of Illinois from 2012-2016...selected by the Los Angeles Dodgers in the 17th round of the 2015 First-Year Player Draft, but did not sign...selected by Seattle in the ninth round of the 2016 draft and was signed by Mariners scout Tony Russo.

| Year | Club | AVG. | G | AB | R | H | 2B | 3B | HR | RBI | SH | SF | HP | BB | SO | SB | CS | SLG | OBP | E |
|----------------------------|------------------|-------------|-----------|-----------|----------|-----------|----------|----------|----------|----------|----------|----------|----------|----------|----------|----------|----------|-------------|-------------|----------|
| 2016 | AZL Mariners (R) | .400 | 5 | 10 | 2 | 4 | 0 | 0 | 0 | 1 | 0 | 0 | 0 | 0 | 2 | 0 | 0 | .400 | .400 | 0 |
| | Everett (A) | .255 | 14 | 51 | 5 | 13 | 2 | 0 | 0 | 5 | 1 | 1 | 0 | 5 | 7 | 1 | 0 | .294 | .316 | 0 |
| Minor League Totals | | .279 | 19 | 61 | 7 | 17 | 2 | 0 | 0 | 6 | 2 | 2 | 0 | 5 | 9 | 1 | 0 | .311 | .328 | 0 |

ROGER RODOLFO GONZALEZ

C

Born: Holguin, Cuba, November 2, 1993; **Home:** Miami, Florida

Bats: Switch; **Throws:** Right; **Height:** 5-9; **Weight:** 190

Obtained: Signed as a non-drafted free agent, June 15, 2016

Began his collegiate career at the University of Miami, then transferred to Sante Fe College...played his final two seasons at Winthrop University.

| Year | Club | AVG. | G | AB | R | H | 2B | 3B | HR | RBI | SH | SF | HP | BB | SO | SB | CS | SLG | OBP | E |
|----------------------------|-------------|-------------|-----------|-----------|----------|-----------|----------|----------|----------|----------|----------|----------|----------|----------|----------|----------|----------|-------------|-------------|----------|
| 2016 | AZL A's (R) | .357 | 9 | 28 | 3 | 10 | 3 | 0 | 1 | 4 | 0 | 0 | 1 | 5 | 5 | 0 | 0 | .571 | .471 | 0 |
| | Beloit (A) | .000 | 2 | 7 | 0 | 0 | 0 | 0 | 0 | 0 | 0 | 0 | 0 | 0 | 2 | 0 | 0 | .000 | .000 | 1 |
| Minor League Totals | | .286 | 11 | 35 | 3 | 10 | 3 | 0 | 1 | 4 | 0 | 0 | 1 | 5 | 7 | 0 | 0 | .457 | .390 | 1 |

JOHN FRANCIS GORMAN III

RHP

Born: Newton, Massachusetts, February 19, 1992; **Home:** Norwood, Massachusetts

Bats: Right; **Throws:** Right; **Height:** 6-1; **Weight:** 237

Obtained: Selected in the 31st round of the 2015 First-Year Player Draft

Graduated from Catholic Memorial HS (MA)...named Massachusetts Gatorade Player of the Year as a senior...played collegiately at Boston College...previously drafted in the 50th round of the 2011 draft by Boston but did not sign...signed by Ron Vaughn...missed the 2016 season with a right shoulder injury.

| Year | Club | W | L | ERA | G | GS | CG | SHO | SV | IP | H | R | ER | HR | HB | BB | IBB | SO | WP | BK | |
|----------------------------|-------------|--------------|----------|-------------|-----------|----------|----------|----------|----------|-------------|-----------|-----------|-----------|----------|----------|-----------|----------|-----------|----------|----------|--|
| 2015 | AZL A's (R) | 0 | 0 | 0.00 | 2 | 0 | 0 | 0 | 0 | 2.0 | 0 | 0 | 0 | 0 | 0 | 0 | 0 | 0 | 0 | 0 | |
| | Vermont (A) | 2 | 2 | 5.40 | 13 | 0 | 0 | 0 | 1 | 18.1 | 18 | 12 | 11 | 0 | 0 | 13 | 4 | 21 | 3 | 1 | |
| 2016 | | DNP - injury | | | | | | | | | | | | | | | | | | | |
| Minor League Totals | | 2 | 2 | 4.87 | 15 | 0 | 0 | 0 | 1 | 20.1 | 18 | 12 | 11 | 0 | 0 | 13 | 4 | 21 | 3 | 1 | |

BRETT THOMAS GRAVES

RHP

Born: Creve Cour, Missouri, January 30, 1993; **Home:** St. Charles, Missouri

Bats: Right; **Throws:** Right; **Height:** 6-2; **Weight:** 195

Obtained: Selected in the third round of the 2014 First-Year Player Draft

Graduated from Francis Howell HS (MO)...played collegiately at Missouri University...signed by Kevin Mello...in 2015, led A's farmhands in wins and finished sixth in innings pitched...finished eighth among A's minor leaguers with 141.0 innings pitched in 2016.

| Year | Club | W | L | ERA | G | GS | CG | SHO | SV | IP | H | R | ER | HR | HB | BB | IBB | SO | WP | BK |
|----------------------------|--------------|-----------|-----------|-------------|-----------|-----------|----------|----------|----------|--------------|------------|------------|------------|-----------|-----------|------------|----------|------------|-----------|----------|
| 2014 | AZL A's (R) | 0 | 0 | 0.00 | 1 | 1 | 0 | 0 | 0 | 1.0 | 0 | 0 | 0 | 0 | 0 | 1 | 0 | 1 | 0 | 0 |
| | Vermont (A) | 3 | 2 | 6.86 | 8 | 2 | 0 | 0 | 0 | 21.0 | 24 | 18 | 16 | 1 | 1 | 6 | 0 | 18 | 4 | 0 |
| 2015 | Beloit (A) | 12 | 8 | 5.36 | 28 | 28 | 0 | 0 | 0 | 142.2 | 168 | 90 | 85 | 15 | 4 | 44 | 0 | 91 | 6 | 0 |
| 2016 | Stockton (A) | 7 | 10 | 4.60 | 27 | 25 | 0 | 0 | 0 | 141.0 | 141 | 81 | 72 | 11 | 11 | 49 | 1 | 86 | 9 | 2 |
| Minor League Totals | | 22 | 20 | 5.09 | 64 | 56 | 0 | 0 | 0 | 305.2 | 333 | 189 | 173 | 27 | 16 | 100 | 1 | 196 | 19 | 2 |

COLE ALAN GRUBER

OF

Born: Omaha, Nebraska, March 31, 1994; **Home:** Papillion, Nebraska

Bats: Left; **Throws:** Left; **Height:** 6-0; **Weight:** 190

Obtained: Selected in the 27th round of the 2016 First-Year Player Draft

Graduated from Papillion-LaVista HS (NE)...played collegiately at Nebraska-Omaha...signed by Al Skorupa...in 2016, finished second among A's farmhands with 28 stolen bases.

| Year | Club | AVG. | G | AB | R | H | 2B | 3B | HR | RBI | SH | SF | HP | BB | SO | SB | CS | SLG | OBP | E |
|----------------------------|-------------|-------------|-----------|------------|-----------|-----------|----------|----------|----------|----------|----------|----------|----------|-----------|-----------|-----------|----------|-------------|-------------|----------|
| 2016 | AZL A's (R) | .214 | 35 | 126 | 29 | 27 | 6 | 2 | 0 | 7 | 1 | 1 | 2 | 24 | 39 | 28 | 2 | .294 | .346 | 3 |
| Minor League Totals | | .214 | 35 | 126 | 29 | 27 | 6 | 2 | 0 | 7 | 1 | 1 | 2 | 24 | 39 | 28 | 2 | .294 | .346 | 3 |

MIGUEL JOSE GUZMAN (SANCHEZ)

C

Born: Santiago de los Caballeros, Dominican Republic, March 10, 1995; **Home:** Santiago de los Caballeros, Dominican Republic

Bats: Right; **Throws:** Right; **Height:** 6-2; **Weight:** 230

Obtained: Signed as a non-drafted free agent, April 5, 2013

Signed by Raymond Abreu.

| Year | Club | AVG. | G | AB | R | H | 2B | 3B | HR | RBI | SH | SF | HP | BB | SO | SB | CS | SLG | OBP | E |
|----------------------------|-------------|-------------|------------|------------|-----------|------------|-----------|----------|----------|-----------|----------|----------|----------|-----------|-----------|----------|----------|-------------|-------------|-----------|
| 2013 | DSL A's (R) | .167 | 23 | 60 | 4 | 10 | 2 | 0 | 0 | 4 | 1 | 0 | 3 | 5 | 16 | 0 | 1 | .200 | .265 | 2 |
| 2014 | DSL A's (R) | .272 | 53 | 206 | 20 | 56 | 12 | 1 | 1 | 34 | 0 | 3 | 3 | 6 | 30 | 3 | 1 | .354 | .298 | 6 |
| 2015 | AZL A's (R) | .255 | 32 | 102 | 13 | 26 | 7 | 2 | 0 | 13 | 0 | 1 | 0 | 4 | 19 | 1 | 1 | .363 | .280 | 3 |
| 2016 | AZL A's (R) | .357 | 11 | 42 | 2 | 15 | 3 | 0 | 1 | 9 | 0 | 0 | 1 | 0 | 4 | 0 | 1 | .500 | .372 | 1 |
| | Vermont (A) | .139 | 21 | 72 | 8 | 10 | 3 | 0 | 2 | 6 | 0 | 0 | 2 | 4 | 19 | 1 | 0 | .264 | .205 | 7 |
| | Beloit (A) | .300 | 3 | 10 | 1 | 3 | 1 | 0 | 0 | 0 | 0 | 0 | 0 | 0 | 0 | 0 | 0 | .400 | .300 | 1 |
| Minor League Totals | | .244 | 143 | 492 | 48 | 120 | 28 | 3 | 4 | 66 | 1 | 4 | 9 | 19 | 88 | 5 | 4 | .337 | .282 | 20 |

KRISTOPHER WILLIAM HALL

RHP

Goies by "Kris"

Born: Honolulu, Hawai'i, June 8, 1991; **Home:** Strongsville, Ohio

Bats: Right; **Throws:** Right; **Height:** 6-3; **Weight:** 233

Obtained: Selected in the eighth round of the 2012 First-Year Player Draft

Attended Lee University...was a NAIA All-American after going 12-0 with a 1.71 ERA in 16 starts for the Flames in 2012...signed by Matt Ranson...in 2012, was a New York-Penn League Midseason All-Star...went undefeated over two seasons from 2014-15 (10-0).

| Year | Club | W | L | ERA | G | GS | CG | SHO | SV | IP | H | R | ER | HR | HB | BB | IBB | SO | WP | BK |
|----------------------------|-----------------|-----------|----------|-------------|------------|----------|----------|----------|----------|--------------|------------|------------|------------|-----------|-----------|------------|----------|------------|-----------|----------|
| 2012 | Vermont (A) | 2 | 0 | 0.99 | 12 | 4 | 0 | 0 | 0 | 27.1 | 17 | 6 | 3 | 0 | 2 | 14 | 0 | 24 | 1 | 1 |
| | AZL A's (R) | 1 | 0 | 4.50 | 2 | 0 | 0 | 0 | 0 | 2.0 | 1 | 1 | 1 | 0 | 0 | 1 | 0 | 3 | 2 | 0 |
| 2013 | Beloit (A) | 4 | 2 | 4.92 | 30 | 2 | 0 | 0 | 1 | 53.0 | 52 | 33 | 29 | 6 | 4 | 35 | 1 | 56 | 1 | 0 |
| 2014 | Stockton (A) | 5 | 0 | 4.29 | 40 | 0 | 0 | 0 | 3 | 56.2 | 42 | 28 | 27 | 6 | 1 | 38 | 1 | 77 | 9 | 0 |
| 2015 | Midland (AA) | 5 | 0 | 2.50 | 38 | 2 | 0 | 0 | 0 | 72.0 | 59 | 24 | 20 | 4 | 3 | 53 | 0 | 74 | 8 | 0 |
| | Nashville (AAA) | 0 | 0 | 13.50 | 1 | 1 | 0 | 0 | 0 | 2.0 | 2 | 3 | 3 | 1 | 0 | 4 | 0 | 3 | 0 | 0 |
| 2016 | AZL A's (R) | 0 | 0 | 0.00 | 4 | 0 | 0 | 0 | 0 | 5.0 | 4 | 0 | 0 | 0 | 0 | 2 | 0 | 3 | 0 | 1 |
| | Midland (AA) | 1 | 3 | 6.88 | 27 | 0 | 0 | 0 | 0 | 34.0 | 35 | 26 | 26 | 6 | 1 | 32 | 1 | 26 | 4 | 0 |
| Minor League Totals | | 18 | 5 | 3.89 | 154 | 9 | 0 | 0 | 4 | 252.0 | 212 | 121 | 109 | 23 | 11 | 179 | 3 | 266 | 25 | 2 |

PLAYER DEVELOPMENT

Organizational Players, continued

JAMES KENDALL HARRIS, JR.

OF

Born: Oakland, California, August 7, 1993; **Home:** Hayward, California

Bats: Right; **Throws:** Right; **Height:** 6-0; **Weight:** 200

Obtained: Signed as a free agent to a minor league contract on April 9, 2015

Graduated from Oakland Technical HS (CA)...originally drafted by Tampa Bay in Compensation Round A of the 2011 draft and signed by Rays scout James Bonnici...released by the Rays on March 26, 2015...led all A's farmhands in hits (157) and was second in batting average (.297) in 2016...also was second in runs (89), third in stolen bases (23) and on-base percentage (.370), and tied for fifth in doubles (31)...was named to the 2016 California League Midseason and Postseason All-Star teams.

| Year | Club | AVG. | G | AB | R | H | 2B | 3B | HR | RBI | SH | SF | HP | BB | SO | SB | CS | SLG | OBP | E |
|----------------------------|-------------------|-------------|------------|-------------|------------|------------|-----------|-----------|-----------|------------|----------|-----------|-----------|------------|------------|-----------|-----------|-------------|-------------|-----------|
| 2011 | GCL Rays (R) | .165 | 45 | 158 | 17 | 26 | 6 | 0 | 0 | 8 | 1 | 1 | 7 | 13 | 39 | 13 | 4 | .203 | .257 | 3 |
| 2012 | Princeton (R) | .182 | 58 | 170 | 20 | 31 | 6 | 4 | 1 | 16 | 2 | 0 | 2 | 22 | 38 | 6 | 8 | .282 | .284 | 4 |
| 2013 | Hudson Valley (A) | .258 | 67 | 217 | 31 | 56 | 10 | 3 | 1 | 21 | 1 | 2 | 0 | 17 | 68 | 16 | 7 | .346 | .309 | 7 |
| 2014 | GCL Rays (R) | .267 | 4 | 15 | 2 | 4 | 1 | 0 | 0 | 0 | 0 | 0 | 1 | 1 | 2 | 1 | 0 | .333 | .353 | 0 |
| | Bowling Green (A) | .230 | 70 | 244 | 22 | 56 | 8 | 0 | 7 | 25 | 0 | 0 | 1 | 23 | 69 | 11 | 3 | .348 | .299 | 4 |
| 2015 | Beloit (A) | .255 | 86 | 302 | 45 | 77 | 14 | 4 | 5 | 28 | 2 | 4 | 3 | 48 | 75 | 11 | 13 | .377 | .359 | 5 |
| | Nashville (AAA) | .154 | 4 | 13 | 2 | 2 | 0 | 0 | 0 | 1 | 0 | 1 | 0 | 3 | 6 | 3 | 0 | .154 | .294 | 1 |
| 2016 | Stockton (A) | .303 | 119 | 492 | 81 | 149 | 30 | 4 | 7 | 53 | 2 | 3 | 8 | 54 | 118 | 21 | 9 | .423 | .379 | 12 |
| | Midland (AA) | .216 | 11 | 37 | 8 | 8 | 1 | 0 | 0 | 5 | 0 | 1 | 0 | 2 | 11 | 2 | 1 | .243 | .250 | 1 |
| Minor League Totals | | .248 | 464 | 1648 | 228 | 409 | 76 | 15 | 21 | 157 | 8 | 12 | 22 | 183 | 426 | 84 | 45 | .351 | .329 | 37 |

CARLOS JUNIOR HICIANO (MARTE)

IF

Born: San Francisco de Macoris, Dominican Republic, October 29, 1996; **Home:** San Francisco de Macoris, Dominican Republic

Bats: Right; **Throws:** Right; **Height:** 6-0; **Weight:** 174

Obtained: Signed as a non-drafted free agent, July 2, 2013

Signed by Raymond Abreu.

| Year | Club | AVG. | G | AB | R | H | 2B | 3B | HR | RBI | SH | SF | HP | BB | SO | SB | CS | SLG | OBP | E |
|----------------------------|-------------|-------------|------------|------------|-----------|-----------|-----------|----------|----------|-----------|----------|----------|----------|-----------|------------|-----------|----------|-------------|-------------|-----------|
| 2014 | DSL A's (R) | .143 | 55 | 189 | 20 | 27 | 7 | 0 | 0 | 12 | 1 | 1 | 2 | 13 | 42 | 3 | 5 | .180 | .205 | 23 |
| 2015 | AZL A's (R) | .199 | 53 | 191 | 14 | 38 | 4 | 0 | 0 | 8 | 0 | 0 | 1 | 4 | 47 | 5 | 1 | .220 | .219 | 12 |
| 2016 | AZL A's (R) | .116 | 11 | 43 | 5 | 5 | 0 | 0 | 0 | 2 | 0 | 0 | 0 | 0 | 18 | 3 | 0 | .116 | .116 | 4 |
| Minor League Totals | | .165 | 119 | 423 | 39 | 70 | 11 | 0 | 0 | 22 | 1 | 1 | 3 | 17 | 107 | 11 | 6 | .191 | .203 | 39 |

NICHOLAS DAURIO HIGHBERGER

RHP

Goes by "Nick"

Born: Charlotte, North Carolina, November 4, 1993; **Home:** Rye, Colorado

Bats: Right; **Throws:** Right; **Height:** 5-10; **Weight:** 190

Obtained: Selected in the 30th round of the 2016 First-Year Player Draft

Graduated from Rye HS (CO)...attended Creighton University, where he went 12-3 with a 2.84 ERA during his four-year career...signed by Al Skorupa.

| Year | Club | W | L | ERA | G | GS | CG | SHO | SV | IP | H | R | ER | HR | HB | BB | IBB | SO | WP | BK |
|----------------------------|--------------|----------|----------|-------------|-----------|----------|----------|----------|----------|-------------|-----------|-----------|-----------|----------|----------|----------|----------|-----------|----------|----------|
| 2016 | AZL A's (R) | 2 | 2 | 3.38 | 17 | 0 | 0 | 0 | 3 | 26.2 | 33 | 15 | 10 | 1 | 1 | 7 | 0 | 18 | 5 | 0 |
| | Stockton (A) | 1 | 0 | 0.00 | 2 | 0 | 0 | 0 | 0 | 4.0 | 2 | 0 | 0 | 0 | 1 | 2 | 0 | 3 | 0 | 0 |
| Minor League Totals | | 3 | 2 | 2.93 | 19 | 0 | 0 | 0 | 3 | 30.2 | 35 | 15 | 10 | 1 | 2 | 9 | 0 | 21 | 5 | 0 |

JUSTIN MICHAEL HIGLEY

OF

Born: Sacramento, California, December 25, 1992; **Home:** Sacramento, California

Bats: Left; **Throws:** Right; **Height:** 6-3; **Weight:** 205

Obtained: Selected in the 13th round of the 2013 First-Year Player Draft

Graduated from Jesuit HS (CA)...attended Sacramento State University...signed by Jermaine Clark...cousin J.R. Higley is an outfielder in the Washington organization...finished tied for third on the AZL A's in batting average in 2013 (min. 50 AB)...in 2015, tied for second among A's minor leaguers with 25 stolen bases and tied for sixth with 14 home runs...in 2016, tied for the organizational lead with nine triples and tied for fourth with 20 stolen bases.

| Year | Club | AVG. | G | AB | R | H | 2B | 3B | HR | RBI | SH | SF | HP | BB | SO | SB | CS | SLG | OBP | E |
|----------------------------|--------------|-------------|------------|-------------|------------|------------|-----------|-----------|-----------|------------|----------|-----------|----------|------------|------------|-----------|-----------|-------------|-------------|-----------|
| 2013 | AZL A's (R) | .275 | 42 | 153 | 31 | 42 | 7 | 4 | 6 | 29 | 0 | 3 | 2 | 21 | 57 | 4 | 3 | .490 | .363 | 1 |
| 2014 | Vermont (A) | .281 | 24 | 89 | 16 | 25 | 6 | 2 | 5 | 25 | 0 | 1 | 0 | 8 | 31 | 10 | 0 | .562 | .337 | 0 |
| | Beloit (A) | .240 | 48 | 175 | 18 | 42 | 8 | 2 | 2 | 12 | 0 | 1 | 1 | 12 | 59 | 6 | 1 | .343 | .291 | 1 |
| 2015 | Beloit (A) | .198 | 75 | 262 | 42 | 52 | 8 | 2 | 10 | 42 | 0 | 2 | 1 | 35 | 87 | 21 | 5 | .359 | .293 | 7 |
| | Stockton (A) | .220 | 37 | 132 | 17 | 29 | 7 | 1 | 4 | 12 | 1 | 2 | 0 | 10 | 53 | 4 | 0 | .379 | .271 | 2 |
| 2016 | Beloit (A) | .237 | 115 | 396 | 49 | 94 | 17 | 7 | 6 | 25 | 0 | 3 | 3 | 42 | 148 | 18 | 5 | .361 | .313 | 3 |
| | Stockton (A) | .360 | 12 | 50 | 7 | 18 | 5 | 2 | 0 | 6 | 0 | 0 | 0 | 5 | 20 | 2 | 1 | .540 | .418 | 0 |
| Minor League Totals | | .240 | 353 | 1257 | 180 | 302 | 58 | 20 | 33 | 151 | 1 | 12 | 7 | 133 | 455 | 65 | 15 | .397 | .314 | 14 |

HARRISON GRANT HOLMES

RHP

Goies by "Grant"

Born: Conway, South Carolina, March 22, 1996; **Home:** Conway, South Carolina

Bats: Left; **Throws:** Right; **Height:** 6-1; **Weight:** 210

Obtained: Acquired from Los Angeles (NL) with Jharel Cotton and Frankie Montas for Josh Reddick and Rich Hill, August 1, 2016

Graduated from Conway HS (SC)...after his senior year in 2014, was named the Gatorade Player of the Year in South Carolina... was a first round draft pick (22nd overall pick) by the Dodgers in 2014...was a Midwest League Midseason All-Star in 2015...entered 2016 as the sixth-best prospect in the Dodgers organization and enters 2017 as the A's third-best prospect according to MLB.com.

| Year | Club | W | L | ERA | G | GS | CG | SHO | SV | IP | H | R | ER | HR | HB | BB | IBB | SO | WP | BK |
|----------------------------|--------------------|-----------|-----------|-------------|-----------|-----------|----------|----------|----------|--------------|------------|------------|------------|-----------|----------|------------|----------|------------|-----------|----------|
| 2014 | AZL Dodgers (R) | 1 | 2 | 3.00 | 7 | 6 | 0 | 0 | 0 | 30.0 | 20 | 11 | 10 | 2 | 2 | 7 | 0 | 33 | 1 | 0 |
| | Ogden (R) | 1 | 1 | 4.91 | 4 | 4 | 0 | 0 | 0 | 18.1 | 19 | 10 | 10 | 1 | 1 | 6 | 0 | 25 | 3 | 0 |
| 2015 | Great Lakes (A) | 6 | 4 | 3.14 | 24 | 24 | 0 | 0 | 0 | 103.1 | 86 | 46 | 36 | 6 | 1 | 54 | 0 | 117 | 9 | 0 |
| 2016 | Ran. Cucamonga (A) | 8 | 4 | 4.02 | 20 | 18 | 0 | 0 | 1 | 105.1 | 103 | 60 | 47 | 6 | 2 | 43 | 0 | 100 | 8 | 1 |
| | Stockton (A) | 3 | 3 | 6.91 | 6 | 5 | 0 | 0 | 0 | 28.2 | 44 | 25 | 22 | 4 | 1 | 10 | 0 | 24 | 10 | 0 |
| Minor League Totals | | 19 | 14 | 3.94 | 61 | 57 | 0 | 0 | 1 | 285.2 | 272 | 152 | 125 | 19 | 7 | 120 | 0 | 299 | 31 | 1 |

RYAN GARRETT HOWELL

IF

Born: Oakland, California, October 30, 1992; **Home:** Danville, California

Bats: Right; **Throws:** Right; **Height:** 5-11; **Weight:** 203

Obtained: Selected in the 15th round of the 2015 First-Year Player Draft

Graduated from Heritage High School in Brentwood, CA...began his collegiate career at Oregon State (2012-13), transferred to Chabot College (2014), and finished his career at the University of Nevada (2015)...tied for seventh in the nation in home runs (17) and 18th in RBI (65) in his one season with Nevada...signed by Jermaine Clark...in 2016, finished fifth among A's farmhands in walks and eighth in on-base percentage.

| Year | Club | AVG. | G | AB | R | H | 2B | 3B | HR | RBI | SH | SF | HP | BB | SO | SB | CS | SLG | OBP | E |
|----------------------------|-------------|-------------|------------|------------|-----------|------------|-----------|----------|-----------|-----------|----------|----------|----------|-----------|------------|----------|----------|-------------|-------------|-----------|
| 2015 | Vermont (A) | .199 | 49 | 166 | 18 | 33 | 8 | 0 | 5 | 19 | 1 | 2 | 2 | 17 | 42 | 0 | 3 | .337 | .278 | 19 |
| 2016 | Beloit (A) | .216 | 107 | 342 | 48 | 74 | 22 | 2 | 7 | 22 | 2 | 0 | 6 | 61 | 116 | 2 | 3 | .354 | .345 | 15 |
| Minor League Totals | | .211 | 156 | 508 | 66 | 107 | 30 | 2 | 12 | 41 | 3 | 2 | 8 | 78 | 158 | 2 | 6 | .348 | .324 | 34 |

ROBERT THOMAS HUBER

RHP

Goies by "Rob"

Born: Plano, Texas, January 8, 1992; **Home:** Plano, Texas

Bats: Right; **Throws:** Right; **Height:** 5-10; **Weight:** 185

Obtained: Selected in the 26th round of the 2014 First-Year Player Draft

MILESTONE HOME RUNS

Franchise

| | | |
|--------|-----------------|----------------|
| 1 | Lave Cross | Apr. 30, 1901 |
| 1,000 | Mickey Cochrane | May 15, 1927 |
| 2,000 | Jimmie Foxx | June 21, 1935 |
| 3,000 | Sam Chapman | Sept. 30, 1949 |
| 4,000 | Hector Lopez | Aug. 17, 1958 |
| 5,000 | Jim Nash | May 22, 1968 |
| 6,000 | Gene Tenace | May 25, 1975 |
| 7,000 | Carney Lansford | July 3, 1983 |
| 8,000 | Jose Canseco | Sept. 2, 1989 |
| 9,000 | Mark McGwire | May 28, 1996 |
| 10,000 | Miguel Tejada | Apr. 14, 2001 |
| 11,000 | Bobby Kielty | June 15, 2006 |
| 12,000 | Brandon Moss | June 5, 2013 |

Oakland

| | | |
|-------|---------------------|----------------|
| 1 | Reggie Jackson | Apr. 10, 1968 |
| 1,000 | Claudell Washington | May 6, 1975 |
| 2,000 | Rickey Henderson | June 5, 1983 |
| 3,000 | Dave Parker | Aug. 13, 1989 |
| 4,000 | Jason Giambi | May 17, 1996 |
| 5,000 | Jason Giambi | Sept. 24, 2000 |
| 6,000 | Bobby Crosby | May 31, 2006 |
| 7,000 | Brandon Moss | May 13, 2013 |

Organizational Players, continued

Graduated from Plano West HS (TX)...attended Duke University, where he ranked fourth in the ACC in saves (10) as a senior in 2014...ended his collegiate career with the fifth-most saves (11) and ninth-most wins (16) in Duke history...signed by Neil Avent.

| Year | Club | W | L | ERA | G | GS | CG | SHO | SV | IP | H | R | ER | HR | HB | BB | IBB | SO | WP | BK |
|----------------------------|--------------|----------|----------|-------------|-----------|----------|----------|----------|----------|--------------|------------|-----------|-----------|----------|----------|-----------|----------|------------|-----------|----------|
| 2014 | AZL A's (R) | 1 | 0 | 8.02 | 15 | 0 | 0 | 0 | 1 | 21.1 | 27 | 19 | 19 | 1 | 1 | 13 | 0 | 23 | 5 | 0 |
| 2015 | Beloit (A) | 2 | 3 | 3.02 | 37 | 0 | 0 | 0 | 4 | 53.2 | 48 | 23 | 18 | 3 | 1 | 23 | 0 | 57 | 0 | 1 |
| 2016 | Beloit (A) | 1 | 5 | 3.56 | 29 | 1 | 0 | 0 | 1 | 43.0 | 40 | 18 | 17 | 1 | 4 | 20 | 0 | 45 | 4 | 0 |
| | Stockton (A) | 0 | 1 | 10.45 | 15 | 0 | 0 | 0 | 0 | 20.2 | 30 | 28 | 24 | 4 | 2 | 19 | 1 | 18 | 5 | 0 |
| Minor League Totals | | 4 | 9 | 5.06 | 96 | 1 | 0 | 0 | 6 | 138.2 | 145 | 88 | 78 | 9 | 8 | 75 | 1 | 143 | 14 | 1 |

DUSTIN MICHAEL HURLBUTT

RHP

Born: Bartlesville, Oklahoma, November 5, 1992; **Home:** Coffeyville, Kansas

Bats: Right; **Throws:** Right; **Height:** 6-1; **Weight:** 203

Obtained: Selected in the 16th round of the 2015 First-Year Player Draft

Graduated from Field Kindley HS (KS)...played collegiately at Coffeyville CC, Northeastern State, and Tabor College...earned NAIA All-American honors as a junior at Tabor...signed by Yancy Ayres...in his first full season in 2016, finished fourth among A's minor leaguers in ERA and was one of just six A's farmhands to record a complete game (Aug. 28 at Kane County).

| Year | Club | W | L | ERA | G | GS | CG | SHO | SV | IP | H | R | ER | HR | HB | BB | IBB | SO | WP | BK |
|----------------------------|-------------|----------|----------|-------------|-----------|-----------|----------|----------|----------|--------------|------------|-----------|-----------|----------|----------|-----------|----------|-----------|----------|----------|
| 2015 | AZL A's (R) | 0 | 0 | 3.14 | 13 | 0 | 0 | 0 | 5 | 14.1 | 11 | 5 | 5 | 0 | 0 | 10 | 0 | 20 | 2 | 0 |
| 2016 | Beloit (A) | 3 | 6 | 2.57 | 19 | 14 | 1 | 0 | 0 | 98.0 | 89 | 36 | 28 | 6 | 3 | 24 | 0 | 78 | 3 | 0 |
| Minor League Totals | | 3 | 6 | 2.64 | 32 | 14 | 1 | 0 | 5 | 112.1 | 100 | 41 | 33 | 6 | 3 | 34 | 0 | 98 | 5 | 0 |

CHRISTOPHER JAMES IRIART

IF

Goes by "Chris"

Born: Fontana, California, October 7, 1994; **Home:** Chino Hills, California

Bats: Right; **Throws:** Right; **Height:** 6-2; **Weight:** 225

Obtained: Selected in the 12th round of the 2015 First-Year Player Draft

Graduated from Chino Hills HS (CA)...played collegiately at Orange Coast College and the University of Houston...as a junior at Houston, earned Second Team All-Region and All-Conference honors...signed by Armann Brown...in 2016, finished third among A's farmhands with 22 home runs...also ranked third in slugging percentage (.503), eighth in RBI (63), and ninth in extra-base hits (43).

| Year | Club | AVG. | G | AB | R | H | 2B | 3B | HR | RBI | SH | SF | HP | BB | SO | SB | CS | SLG | OBP | E |
|----------------------------|--------------|-------------|------------|------------|-----------|------------|-----------|----------|-----------|------------|----------|----------|-----------|-----------|------------|----------|----------|-------------|-------------|-----------|
| 2015 | Vermont (A) | .230 | 69 | 256 | 35 | 59 | 18 | 0 | 5 | 45 | 0 | 4 | 6 | 23 | 86 | 0 | 1 | .359 | .304 | 8 |
| 2016 | AZL A's (R) | .500 | 2 | 6 | 2 | 3 | 3 | 0 | 0 | 0 | 1 | 0 | 0 | 0 | 1 | 0 | 0 | 1.000 | .500 | 0 |
| | Beloit (A) | .231 | 79 | 277 | 31 | 64 | 13 | 0 | 16 | 47 | 0 | 2 | 8 | 29 | 89 | 0 | 0 | .451 | .320 | 6 |
| | Stockton (A) | .311 | 16 | 64 | 14 | 19 | 5 | 0 | 6 | 15 | 0 | 0 | 2 | 9 | 15 | 0 | 0 | .689 | .417 | 1 |
| Minor League Totals | | .242 | 166 | 600 | 82 | 145 | 39 | 0 | 27 | 108 | 0 | 6 | 16 | 61 | 191 | 0 | 1 | .442 | .325 | 15 |

DAULTON COMPTON JEFFERIES

RHP

Born: Merced, California, August 2, 1995; **Home:** Atwater, California

Bats: Left; **Throws:** Right; **Height:** 6-0; **Weight:** 195

Obtained: Selected in Competitive Balance Lottery Round A of the 2016 First-Year Player Draft

Graduated from Buahch Colony High School in Atwater, CA...tossed 221.1 innings in three years at Cal, where he finished 15-13 with a 2.72 ERA in his career...went 7-0 with a 1.08 ERA as a junior in 2016...was First Team All-Pac 12 as a sophomore but was limited to just 50.0 innings pitched his junior year due to calf and shoulder injuries...signed by Jermaine Clark.

| Year | Club | W | L | ERA | G | GS | CG | SHO | SV | IP | H | R | ER | HR | HB | BB | IBB | SO | WP | BK |
|----------------------------|-------------|----------|----------|-------------|----------|----------|----------|----------|----------|-------------|-----------|----------|----------|----------|----------|----------|----------|-----------|----------|----------|
| 2016 | AZL A's (R) | 0 | 0 | 2.38 | 5 | 5 | 0 | 0 | 0 | 11.1 | 11 | 3 | 3 | 0 | 0 | 2 | 0 | 17 | 0 | 0 |
| Minor League Totals | | 0 | 0 | 2.38 | 5 | 5 | 0 | 0 | 0 | 11.1 | 11 | 3 | 3 | 0 | 0 | 2 | 0 | 17 | 0 | 0 |

CHRISTOPHER PHILIP JENSEN

RHP

Goes by "Chris"

Born: Phoenix, Arizona, September 30, 1990; **Home:** Gilbert, Arizona

Bats: Right; **Throws:** Right; **Height:** 6-2; **Weight:** 206

Obtained: Acquired from Colorado with Drew Pomeranz for Brett Anderson, December 10, 2013

Graduated from Mesquite HS (AZ)... attended the University of San Diego...originally selected by Colorado in the sixth round of the 2011 first year player draft...signed by Rockies scout Jon Lukens...in 2012, his 12 wins ranked third among Rockies farmhands...in 2014, finished second among A's farmhands in ERA and wins, third in innings pitched, and tied for ninth in strikeouts...was named to the Texas League Postseason All-Star Team...in 2015, finished second among A's minor leaguers in innings pitched and tied for fifth in wins...in 2016, tied for fifth with nine wins...also ranked sixth in innings (147.1) and 10th in strikeouts (103).

| Year | Club | W | L | ERA | G | GS | CG | SHO | SV | IP | H | R | ER | HR | HB | BB | IBB | SO | WP | BK |
|----------------------------|-----------------|-----------|-----------|-------------|------------|------------|----------|----------|----------|--------------|------------|------------|------------|-----------|-----------|------------|----------|------------|-----------|----------|
| 2011 | Tri-City (A) | 2 | 1 | 2.65 | 8 | 8 | 0 | 0 | 0 | 37.1 | 27 | 15 | 11 | 1 | 0 | 10 | 0 | 28 | 4 | 0 |
| 2012 | Asheville (A) | 12 | 3 | 4.28 | 25 | 25 | 0 | 0 | 0 | 145.0 | 148 | 81 | 69 | 14 | 7 | 50 | 0 | 95 | 10 | 0 |
| 2013 | Modesto (A) | 5 | 8 | 4.55 | 28 | 28 | 0 | 0 | 0 | 152.1 | 161 | 86 | 77 | 15 | 5 | 39 | 0 | 136 | 5 | 0 |
| 2014 | Midland (AA) | 12 | 8 | 3.14 | 26 | 26 | 0 | 0 | 0 | 160.1 | 147 | 65 | 56 | 3 | 13 | 62 | 0 | 94 | 10 | 0 |
| 2015 | Midland (AA) | 9 | 10 | 4.87 | 28 | 28 | 0 | 0 | 0 | 166.1 | 183 | 100 | 90 | 18 | 7 | 63 | 0 | 91 | 10 | 0 |
| 2016 | Midland (AAA) | 7 | 4 | 4.62 | 16 | 16 | 0 | 0 | 0 | 87.2 | 82 | 52 | 45 | 11 | 8 | 23 | 0 | 72 | 4 | 0 |
| | Nashville (AAA) | 2 | 6 | 4.53 | 11 | 10 | 0 | 0 | 0 | 59.2 | 59 | 36 | 30 | 8 | 4 | 22 | 1 | 31 | 6 | 1 |
| Minor League Totals | | 49 | 40 | 4.21 | 142 | 141 | 0 | 0 | 0 | 808.2 | 807 | 435 | 378 | 70 | 44 | 269 | 1 | 547 | 49 | 1 |

MITCHELL ANDREW JORDAN

RHP

Born: Orlando, Florida, April 10, 1995; **Home:** North Longwood, Florida

Bats: Right; **Throws:** Right; **Height:** 6-2; **Weight:** 205

Obtained: Selected in the 10th round of the 2016 First-Year Player Draft

Graduated from Lake Brantley HS (FL)...played collegiately at Stetson, where he was Second Team All-Atlantic Sun Conference as a sophomore...signed by Trevor Schaffer.

| Year | Club | W | L | ERA | G | GS | CG | SHO | SV | IP | H | R | ER | HR | HB | BB | IBB | SO | WP | BK |
|----------------------------|--------------|----------|----------|-------------|-----------|-----------|----------|----------|----------|-------------|-----------|-----------|-----------|----------|----------|-----------|----------|-----------|----------|----------|
| 2016 | AZL A's (R) | 1 | 1 | 3.08 | 12 | 11 | 0 | 0 | 0 | 38.0 | 39 | 14 | 13 | 2 | 4 | 8 | 0 | 33 | 2 | 0 |
| | Stockton (A) | 1 | 0 | 6.43 | 2 | 1 | 0 | 0 | 0 | 7.0 | 7 | 5 | 5 | 2 | 1 | 4 | 0 | 5 | 0 | 0 |
| Minor League Totals | | 2 | 1 | 3.60 | 14 | 12 | 0 | 0 | 0 | 45.0 | 46 | 19 | 18 | 4 | 5 | 12 | 0 | 38 | 2 | 0 |

BRANDEN IVES KELLIHER

RHP

Born: Edmonds, Washington, December 11, 1995; **Home:** Lake Stevens, Washington

Bats: Right; **Throws:** Right; **Height:** 5-10; **Weight:** 188

Obtained: Selected in the eighth round of the 2014 First-Year Player Draft

Graduated from Lake Stevens HS (WA)...signed by Jim Coffman...had committed to play collegiately at the University of Oregon before signing with the A's.

| Year | Club | W | L | ERA | G | GS | CG | SHO | SV | IP | H | R | ER | HR | HB | BB | IBB | SO | WP | BK |
|----------------------------|-------------|----------|-----------|-------------|-----------|-----------|----------|----------|----------|-------------|-----------|-----------|-----------|----------|-----------|-----------|----------|-----------|-----------|----------|
| 2014 | AZL A's (R) | 1 | 4 | 4.82 | 11 | 7 | 0 | 0 | 0 | 28.0 | 25 | 22 | 15 | 0 | 1 | 29 | 0 | 37 | 6 | 0 |
| 2015 | AZL A's (R) | 0 | 5 | 8.24 | 14 | 7 | 0 | 0 | 1 | 31.2 | 36 | 31 | 29 | 0 | 13 | 19 | 0 | 19 | 5 | 0 |
| 2016 | AZL A's (R) | 0 | 1 | 13.50 | 2 | 0 | 0 | 0 | 0 | 4.0 | 7 | 7 | 6 | 0 | 0 | 5 | 0 | 2 | 0 | 0 |
| | Vermont (A) | 1 | 1 | 11.65 | 10 | 0 | 0 | 0 | 0 | 17.0 | 28 | 22 | 22 | 2 | 5 | 15 | 0 | 3 | 10 | 0 |
| Minor League Totals | | 2 | 11 | 8.03 | 37 | 14 | 0 | 0 | 1 | 80.2 | 96 | 82 | 72 | 2 | 19 | 68 | 0 | 61 | 21 | 0 |

CHRISTOPHER RYAN KOHLER

LHP

Born: Fontana, California, May 4, 1995; **Home:** Peoria, Arizona

Bats: Left; **Throws:** Left; **Height:** 6-2; **Weight:** 209

Obtained: Selected in the supplemental third round of the 2013 First-Year Player Draft

Graduated from Los Osos HS (CA)...signed by Eric Martins...after his senior season at Los Osos, was named to Rawlings' third team All-American and first team All-Region teams...went 11-1 with a 2.24 ERA and five complete games his senior season...missed the 2014 season with an elbow injury and the 2016 season with a shoulder injury.

| Year | Club | W | L | ERA | G | GS | CG | SHO | SV | IP | H | R | ER | HR | HB | BB | IBB | SO | WP | BK |
|----------------------------|-------------|----------|----------|-------------|-----------|-----------|----------|----------|----------|-------------|-----------|-----------|-----------|----------|----------|-----------|----------|-----------|----------|----------|
| 2013 | AZL A's (R) | 1 | 2 | 2.78 | 13 | 4 | 0 | 0 | 1 | 22.2 | 19 | 10 | 7 | 0 | 1 | 9 | 0 | 32 | 3 | 1 |
| 2014 | | | | | | | | | | | | | | | | | | | | |
| | | | | | | | | | | | | | | | | | | | | |
| | | | | | | | | | | | | | | | | | | | | |
| 2015 | Vermont (A) | 2 | 3 | 4.66 | 11 | 6 | 0 | 0 | 0 | 38.2 | 40 | 21 | 20 | 2 | 6 | 10 | 0 | 37 | 3 | 0 |
| 2016 | | | | | | | | | | | | | | | | | | | | |
| | | | | | | | | | | | | | | | | | | | | |
| Minor League Totals | | 3 | 5 | 3.96 | 24 | 10 | 0 | 0 | 1 | 61.1 | 59 | 31 | 27 | 2 | 7 | 19 | 0 | 69 | 6 | 1 |

AUSTIN JAMES KUBALA

IF

Goes by "A.J."

Born: Jacksonville, Florida, June 7, 1994; **Home:** Jacksonville, Florida

Bats: Right; **Throws:** Right; **Height:** 6-0; **Weight:** 195

Obtained: Selected in the 34th round of the 2013 First-Year Player Draft

Organizational Players, continued

Graduated from Arlington Country Day School (FL)...signed by Jemel Spearman...missed the 2015 and 2016 seasons with a lower back injury.

| Year | Club | AVG. | G | AB | R | H | 2B | 3B | HR | RBI | SH | SF | HP | BB | SO | SB | CS | SLG | OBP | E |
|------|---------------------|------|----|-----|----|----|----|----|----|-----|----|----|----|----|----|----|----|------|------|----|
| 2013 | AZL A's (R) | .147 | 26 | 68 | 12 | 10 | 2 | 0 | 4 | 11 | 1 | 0 | 3 | 8 | 41 | 0 | 0 | .353 | .266 | 8 |
| 2014 | AZL A's (R) | .053 | 13 | 38 | 2 | 2 | 1 | 1 | 0 | 3 | 0 | 0 | 1 | 2 | 21 | 0 | 1 | .132 | .122 | 5 |
| 2015 | | | | | | | | | | | | | | | | | | | | |
| 2016 | | | | | | | | | | | | | | | | | | | | |
| | Minor League Totals | .113 | 39 | 106 | 14 | 12 | 3 | 1 | 4 | 14 | 1 | 0 | 4 | 10 | 62 | 0 | 1 | .274 | .217 | 13 |

ROBERT MAXWELL KUHN

IF

Goes by "Max"

Born: Havelock, North Carolina, September 10, 1992; Home: Zionsville, Indiana

Bats: Right; Throws: Right; Height: 5-10; Weight: 212

Obtained: Selected in the 13th round of the 2014 First-Year Player Draft

Graduated from Zionsville HS (IN)...originally drafted in the 24th round of the 2011 draft by Oakland but did not sign...signed by Rich Sparks...missed the 2016 season with a right shoulder injury.

| Year | Club | AVG. | G | AB | R | H | 2B | 3B | HR | RBI | SH | SF | HP | BB | SO | SB | CS | SLG | OBP | E |
|------|---------------------|------|-----|-----|----|-----|----|----|----|-----|----|----|----|----|-----|----|----|------|------|----|
| 2014 | AZL A's (R) | .250 | 7 | 20 | 2 | 5 | 2 | 0 | 1 | 6 | 0 | 0 | 1 | 1 | 6 | 0 | 0 | .500 | .318 | 2 |
| | Vermont (A) | .277 | 52 | 184 | 26 | 51 | 10 | 2 | 4 | 23 | 1 | 0 | 3 | 17 | 46 | 3 | 2 | .418 | .348 | 3 |
| 2015 | Beloit (A) | .241 | 131 | 481 | 53 | 116 | 29 | 3 | 10 | 59 | 0 | 4 | 3 | 55 | 106 | 1 | 1 | .376 | .320 | 10 |
| 2016 | | | | | | | | | | | | | | | | | | | | |
| | Minor League Totals | .251 | 190 | 685 | 81 | 172 | 41 | 5 | 15 | 88 | 1 | 4 | 7 | 73 | 158 | 4 | 3 | .391 | .328 | 15 |

CODY JOSEPH KURZ

RHP

Born: Ventura, California, September 13, 1992; Home: Oxnard, California

Bats: Right; Throws: Right; Height: 6-2; Weight: 224

Obtained: Selected in the seventh round of the 2012 First-Year Player Draft

Attended Oxnard JC (CA)...signed by JT Stotts...in 2016, tied for eighth among A's farmhands with six saves.

| Year | Club | W | L | ERA | G | GS | CG | SHO | SV | IP | H | R | ER | HR | HB | BB | IBB | SO | WP | BK |
|------|---------------------|---|----|-------|----|----|----|-----|----|------|----|----|----|----|----|----|-----|----|----|----|
| 2012 | AZL A's (R) | 0 | 0 | 4.64 | 17 | 0 | 0 | 0 | 0 | 21.1 | 18 | 13 | 11 | 1 | 1 | 29 | 0 | 9 | 9 | 0 |
| 2013 | | | | | | | | | | | | | | | | | | | | |
| 2014 | AZL A's (R) | 0 | 0 | 13.50 | 7 | 0 | 0 | 0 | 0 | 6.2 | 7 | 11 | 10 | 0 | 3 | 16 | 0 | 11 | 6 | 0 |
| 2015 | Vermont (A) | 0 | 4 | 8.24 | 13 | 0 | 0 | 0 | 0 | 19.2 | 25 | 19 | 18 | 2 | 4 | 14 | 0 | 16 | 2 | 0 |
| 2016 | Beloit (A) | 3 | 7 | 4.89 | 40 | 0 | 0 | 0 | 6 | 42.1 | 32 | 25 | 23 | 2 | 5 | 37 | 2 | 36 | 8 | 0 |
| | Minor League Totals | 3 | 11 | 6.20 | 77 | 0 | 0 | 0 | 6 | 90.0 | 82 | 68 | 62 | 5 | 13 | 96 | 2 | 72 | 25 | 0 |

JESUS ALEJANDRO LAGE (SISO)

IF

Born: Valencia, Venezuela, December 1, 1997; Home: Valencia, Venezuela

Bats: Switch; Throws: Right; Height: 6-1; Weight: 155

Obtained: Signed as a non-drafted free agent, July 4, 2014

Signed by JC De La Cruz, Amauris Reyes and Pablo Marmol.

| Year | Club | AVG. | G | AB | R | H | 2B | 3B | HR | RBI | SH | SF | HP | BB | SO | SB | CS | SLG | OBP | E |
|------|---------------------|------|----|-----|----|----|----|----|----|-----|----|----|----|----|----|----|------|------|------|----|
| 2015 | DSL A's (R) | .176 | 48 | 159 | 15 | 28 | 3 | 1 | 0 | 19 | 4 | 1 | 6 | 17 | 41 | 9 | 6 | .209 | .279 | 18 |
| 2016 | AZL A's (R) | .172 | 32 | 116 | 20 | 4 | 2 | 0 | 11 | 2 | 0 | 3 | 13 | 42 | 4 | 1 | .241 | .273 | 14 | |
| | Vermont (A) | .333 | 3 | 9 | 1 | 3 | 0 | 0 | 0 | 0 | 0 | 0 | 0 | 4 | 2 | 0 | .333 | .333 | 2 | |
| | Minor League Totals | .179 | 85 | 285 | 36 | 51 | 7 | 3 | 0 | 30 | 6 | 1 | 9 | 30 | 87 | 15 | 7 | .225 | .277 | 34 |

TRACE BRADLEY LOEHR

IF

Born: Portland, Oregon, May 23, 1995; Home: Milwaukie, Oregon

Bats: Left; Throws: Right; Height: 5-10; Weight: 173

Obtained: Selected in the sixth round of the 2014 First-Year Player Draft

Graduated from Rex Putnam HS (OR)...was the first high school player from Oregon selected in the 2014 draft...won two consecutive Player of the Year honors in Oregon's Class 5A in 2013 and 2014...had committed to play collegiately at Oregon State before signing with the A's...signed by Jim Coffman...in 2016, tied for third among A's farmhands in triples and was named Midwest League Player of the Week for the week of Aug. 22-28.

| Year | Club | AVG. | G | AB | R | H | 2B | 3B | HR | RBI | SH | SF | HP | BB | SO | SB | CS | SLG | OBP | E |
|----------------------------|-------------|-------------|------------|------------|-----------|------------|-----------|-----------|----------|-----------|----------|----------|----------|-----------|------------|-----------|-----------|-------------|-------------|-----------|
| 2014 | AZL A's (R) | .244 | 41 | 160 | 22 | 39 | 3 | 2 | 0 | 14 | 1 | 0 | 1 | 15 | 31 | 6 | 2 | .288 | .313 | 10 |
| 2015 | Vermont (A) | .264 | 67 | 254 | 33 | 67 | 6 | 1 | 2 | 31 | 0 | 2 | 3 | 21 | 41 | 4 | 4 | .319 | .325 | 9 |
| 2016 | Beloit (A) | .249 | 103 | 357 | 35 | 89 | 19 | 7 | 1 | 30 | 6 | 1 | 2 | 20 | 77 | 13 | 6 | .350 | .292 | 21 |
| Minor League Totals | | .253 | 211 | 771 | 90 | 195 | 28 | 10 | 3 | 75 | 7 | 3 | 6 | 56 | 149 | 23 | 12 | .327 | .307 | 40 |

JESUS FERNANDO LOPEZ (MARADIAGA)

IF

Born: Chinandega, Nicaragua, October 5, 1996; **Home:** Chinandega, Nicaragua

Bats: Switch; **Throws:** Right; **Height:** 5-9; **Weight:** 176

Obtained: Signed as a non-drafted free agent on July 2, 2013

Signed by Juan Mosquera.

| Year | Club | AVG. | G | AB | R | H | 2B | 3B | HR | RBI | SH | SF | HP | BB | SO | SB | CS | SLG | OBP | E |
|----------------------------|-------------|-------------|------------|------------|-----------|------------|-----------|----------|----------|-----------|----------|----------|----------|-----------|------------|----------|----------|-------------|-------------|-----------|
| 2014 | AZL A's (R) | .221 | 42 | 136 | 18 | 30 | 5 | 1 | 0 | 13 | 2 | 0 | 0 | 19 | 29 | 4 | 1 | .272 | .316 | 7 |
| 2015 | Vermont (A) | .203 | 55 | 202 | 14 | 41 | 5 | 0 | 0 | 10 | 0 | 0 | 2 | 6 | 40 | 2 | 1 | .228 | .233 | 12 |
| 2016 | Vermont (A) | .133 | 13 | 45 | 3 | 6 | 1 | 0 | 0 | 1 | 0 | 0 | 0 | 6 | 11 | 1 | 1 | .156 | .235 | 6 |
| | Beloit (A) | .202 | 89 | 302 | 31 | 61 | 13 | 2 | 2 | 24 | 3 | 2 | 0 | 24 | 88 | 2 | 1 | .278 | .259 | 12 |
| Minor League Totals | | .201 | 199 | 685 | 66 | 138 | 24 | 3 | 2 | 48 | 5 | 2 | 2 | 55 | 168 | 9 | 4 | .254 | .262 | 37 |

JARED SAMUEL LYONS

LHP

Born: Hampton, Virginia, May 18, 1993; **Home:** Yorktown, Virginia

Bats: Left; **Throws:** Left; **Height:** 5-11; **Weight:** 183

Obtained: Selected in the ninth round of the 2015 First-Year Player Draft

Graduated from Tabb HS (VA)...played four years at Liberty University...signed by Neil Avent...in 2016, tied for fourth among A's minor leaguers with seven saves.

| Year | Club | W | L | ERA | G | GS | CG | SHO | SV | IP | H | R | ER | HR | HB | BB | IBB | SO | WP | BK |
|----------------------------|--------------|----------|----------|-------------|-----------|----------|----------|----------|----------|-------------|-----------|-----------|-----------|----------|----------|-----------|----------|-----------|----------|----------|
| 2015 | Vermont (A) | 0 | 0 | 12.27 | 12 | 0 | 0 | 0 | 0 | 14.2 | 32 | 28 | 20 | 1 | 1 | 7 | 0 | 15 | 5 | 1 |
| 2016 | Beloit (A) | 5 | 3 | 1.72 | 41 | 0 | 0 | 0 | 7 | 52.1 | 42 | 13 | 10 | 1 | 1 | 16 | 1 | 61 | 2 | 0 |
| | Stockton (A) | 1 | 0 | 4.91 | 5 | 0 | 0 | 0 | 0 | 7.1 | 5 | 4 | 4 | 0 | 0 | 4 | 0 | 10 | 2 | 0 |
| Minor League Totals | | 6 | 3 | 4.12 | 58 | 0 | 0 | 0 | 7 | 74.1 | 79 | 45 | 34 | 2 | 2 | 27 | 1 | 86 | 9 | 1 |

EVAN ROBERT MANARINO

LHP

Born: Mission Viejo, California, December 28, 1992; **Home:** Mission Viejo, California

Bats: Left; **Throws:** Left; **Height:** 6-0; **Weight:** 206

Obtained: Selected in the 25th round of the 2015 First-Year Player Draft

Graduated from Santa Margarita HS (CA)...played collegiately at Saddleback Junior College and UC-Irvine...signed by Craig Conklin...in 2016, was named a Midwest League Postseason All-Star after finished second among A's minor leaguers with a 1.98 ERA...also tied for second in wins (10), tied for third in strikeouts (121), and was fifth in innings pitched (150.0).

| Year | Club | W | L | ERA | G | GS | CG | SHO | SV | IP | H | R | ER | HR | HB | BB | IBB | SO | WP | BK |
|----------------------------|--------------|-----------|----------|-------------|-----------|-----------|----------|----------|----------|--------------|------------|-----------|-----------|----------|----------|-----------|----------|------------|-----------|----------|
| 2015 | Vermont (A) | 3 | 2 | 5.59 | 15 | 5 | 0 | 0 | 1 | 38.2 | 46 | 26 | 24 | 2 | 0 | 6 | 1 | 28 | 4 | 0 |
| 2016 | Beloit (A) | 8 | 5 | 2.15 | 22 | 18 | 0 | 0 | 0 | 121.2 | 112 | 37 | 29 | 1 | 2 | 20 | 1 | 103 | 8 | 0 |
| | Stockton (A) | 2 | 1 | 1.27 | 6 | 3 | 0 | 0 | 0 | 28.1 | 23 | 6 | 4 | 0 | 0 | 8 | 0 | 18 | 0 | 0 |
| Minor League Totals | | 13 | 8 | 2.72 | 43 | 26 | 0 | 0 | 1 | 188.2 | 181 | 69 | 57 | 3 | 2 | 34 | 2 | 149 | 12 | 0 |

BRANDON MICHAEL MANN

LHP

Born: Tacoma, Washington, May 16, 1984; **Home:** Auburn, Washington

Bats: Left; **Throws:** Left; **Height:** 6-2; **Weight:** 205

Obtained: Signed as a free agent to a minor league contract, October 6, 2015

Graduated from Mt. Rainier HS (WA)...originally drafted in the 27th round of the 2002 draft by Tampa Bay and signed by Rays scout Paul Kirsch...in addition to full minor league stats below, played for Southern Maryland (2010) and Lancaster (2014) of the Atlantic League and spent two seasons with Yokohama (2011-12) of the Japan Central League...spent the 2015 season with Fargo-Moorhead of the independent American Association, where he went 7-10 with a 4.07 ERA in 22 games (21 starts), including four complete games...also led the league with 157 strikeouts.

Organizational Players, continued

| Year | Club | W | L | ERA | G | GS | CG | SHO | SV | IP | H | R | ER | HR | HB | BB | IBB | SO | WP | BK |
|----------------------------|-----------------------|-----------|-----------|-------------|------------|------------|----------|----------|----------|-----------------|------------|------------|------------|-----------|-----------|------------|----------|------------|-----------|-----------|
| 2002 | Princeton (R) | 1 | 2 | 5.40 | 10 | 0 | 0 | 0 | 0 | 18.1 | 16 | 17 | 11 | 1 | 2 | 14 | 0 | 15 | 1 | 0 |
| 2003 | Princeton (R) | 4 | 2 | 4.29 | 11 | 11 | 1 | 0 | 0 | 63.0 | 61 | 34 | 30 | 2 | 3 | 28 | 0 | 46 | 11 | 2 |
| | Hudson Valley (A) | 0 | 2 | 6.97 | 2 | 2 | 0 | 0 | 0 | 10.1 | 8 | 8 | 8 | 0 | 0 | 5 | 0 | 7 | 0 | 1 |
| 2004 | Hudson Valley (A) | 5 | 5 | 3.38 | 14 | 14 | 0 | 0 | 0 | 72.0 | 67 | 33 | 27 | 3 | 7 | 18 | 0 | 68 | 5 | 0 |
| 2005 | SW Michigan (A) | 10 | 11 | 3.81 | 27 | 27 | 0 | 0 | 0 | 151.0 | 144 | 78 | 64 | 13 | 6 | 63 | 1 | 86 | 9 | 1 |
| 2006 | Visalia (A) | 4 | 9 | 5.64 | 29 | 24 | 0 | 0 | 0 | 137.1 | 145 | 99 | 86 | 19 | 5 | 66 | 0 | 120 | 10 | 4 |
| 2008 | Vero Beach (A) | 3 | 12 | 4.82 | 25 | 23 | 0 | 0 | 0 | 130.2 | 144 | 88 | 70 | 18 | 6 | 39 | 0 | 103 | 6 | 1 |
| 2009 | Montgomery (AA) | 7 | 9 | 4.44 | 27 | 21 | 0 | 0 | 1 | 125.2 | 134 | 68 | 62 | 6 | 4 | 48 | 1 | 72 | 3 | 1 |
| 2010 | Inland Empire (A) | 3 | 0 | 4.14 | 37 | 0 | 0 | 0 | 1 | 48.0 | 63 | 32 | 22 | 4 | 3 | 25 | 0 | 48 | 8 | 1 |
| 2011 | Yokohama (Japan) | 1 | 1 | 1.16 | 12 | 2 | 0 | 0 | 0 | 23.1 | 19 | 3 | 3 | 1 | 3 | 8 | 0 | 17 | 0 | 0 |
| 2012 | Yokohama (Japan) | 2 | 8 | 5.32 | 16 | 15 | 0 | 0 | 0 | 69.1 | 66 | 43 | 41 | 3 | 3 | 29 | 0 | 42 | 1 | 1 |
| 2013 | | | | | | | | | | (Did not pitch) | | | | | | | | | | |
| 2014 | Lancaster (Ind.) | 2 | 2 | 4.09 | 20 | 6 | 0 | 0 | 0 | 50.2 | 47 | 26 | 23 | 6 | 6 | 17 | 0 | 48 | 1 | 0 |
| | Altoona (AA) | 1 | 4 | 2.91 | 14 | 2 | 0 | 0 | 0 | 34.0 | 33 | 13 | 11 | 1 | 1 | 14 | 1 | 34 | 2 | 1 |
| 2015 | Fargo-Moorhead (Ind.) | 7 | 10 | 4.07 | 22 | 21 | 4 | 0 | 0 | 143.2 | 151 | 77 | 65 | 8 | 9 | 58 | 2 | 157 | 9 | 0 |
| 2016 | AZL A's (R) | 1 | 0 | 0.00 | 1 | 1 | 0 | 0 | 0 | 5.0 | 2 | 0 | 0 | 0 | 0 | 2 | 0 | 7 | 2 | 0 |
| | Midland (AA) | 3 | 4 | 4.48 | 11 | 11 | 0 | 0 | 0 | 62.1 | 64 | 32 | 31 | 9 | 0 | 19 | 0 | 63 | 4 | 0 |
| | Nashville (AAA) | 0 | 0 | 9.00 | 1 | 1 | 0 | 0 | 0 | 5.0 | 5 | 5 | 5 | 1 | 0 | 5 | 0 | 3 | 0 | 0 |
| Minor League Totals | | 42 | 60 | 4.45 | 209 | 137 | 1 | 0 | 2 | 862.2 | 886 | 507 | 427 | 77 | 37 | 345 | 3 | 672 | 61 | 12 |
| Japan Totals | | 3 | 9 | 4.27 | 28 | 17 | 0 | 0 | 0 | 92.2 | 85 | 46 | 44 | 4 | 6 | 37 | 0 | 59 | 1 | 1 |
| Independent Totals | | 9 | 12 | 4.07 | 42 | 27 | 4 | 0 | 0 | 194.1 | 198 | 103 | 88 | 14 | 15 | 75 | 2 | 205 | 10 | 1 |

MITCHELL TYLER MARINCOV

OF

Goes by "Tyler"

Born: Orlando, Florida, October 20, 1991; **Home:** Orlando, Florida

Bats: Right; **Throws:** Right; **Height:** 6-2; **Weight:** 200

Obtained: Selected in the eighth round of the 2013 First-Year Player Draft

Graduated from Timber Creek HS (NC)...attended the University of North Florida...signed by Jemel Spearman...originally drafted in the 48th round of the 2010 draft by Detroit but did not sign...as a redshirt junior in 2013, was named to the All-Atlantic Sun Conference first team and the ABCA Division I All-South Region second team...in 2014, finished third among A's farmhands in stolen bases (18) and doubles (34), and tied for fourth in home runs (18)...also ended the year in the top 10 among A's minor leaguers in RBI (77), hits (123), runs (70) and walks (53)...was named Midwest League Player of the Week for the week ending Aug. 3...in 2015, finished tied for third among A's farmhands in RBI...also finished in the Top 10 in runs (sixth), total bases (sixth), home runs (tied for sixth), extra-base hits (tied for seventh), hits (eighth), and doubles (tied for eighth)...also finished in the top 10 among A's minor leaguers in a number of categories in 2016...ranked second in RBI (88), third in total bases (227), fourth in hits (138), fifth in home runs (19), runs (80), and extra-base hits (48), and seventh in slugging percentage (.436)...was named the California League Player of the Week for the week of April 25-May 1, 2016.

| Year | Club | AVG. | G | AB | R | H | 2B | 3B | HR | RBI | SH | SF | HP | BB | SO | SB | CS | SLG | OBP | E |
|----------------------------|--------------|-------------|------------|-------------|------------|------------|-----------|-----------|-----------|------------|----------|-----------|-----------|------------|------------|-----------|-----------|-------------|-------------|-----------|
| 2013 | Vermont (A) | .215 | 62 | 214 | 20 | 46 | 8 | 2 | 3 | 20 | 1 | 3 | 3 | 25 | 56 | 5 | 4 | .313 | .302 | 3 |
| 2014 | Beloit (A) | .261 | 111 | 399 | 59 | 104 | 29 | 5 | 16 | 64 | 0 | 8 | 7 | 47 | 108 | 17 | 8 | .479 | .343 | 5 |
| | Stockton (A) | .317 | 16 | 60 | 11 | 19 | 5 | 1 | 2 | 13 | 0 | 2 | 1 | 6 | 22 | 1 | 0 | .533 | .377 | 1 |
| 2015 | Stockton (A) | .257 | 134 | 521 | 79 | 134 | 29 | 4 | 14 | 75 | 0 | 7 | 7 | 44 | 140 | 14 | 8 | .409 | .320 | 7 |
| 2016 | Stockton (A) | .259 | 36 | 147 | 26 | 38 | 11 | 0 | 9 | 32 | 1 | 0 | 4 | 15 | 38 | 5 | 2 | .517 | .343 | 1 |
| | Midland (AA) | .267 | 101 | 374 | 54 | 100 | 15 | 3 | 10 | 56 | 2 | 4 | 3 | 40 | 91 | 7 | 6 | .404 | .340 | 4 |
| Minor League Totals | | .257 | 460 | 1715 | 249 | 441 | 97 | 15 | 54 | 260 | 4 | 24 | 25 | 177 | 455 | 49 | 28 | .426 | .331 | 21 |

ERIC YOEL MARINEZ (PEREZ)

IF

Born: Sabana Grande de Palenque, Dominican Republic, September 12, 1995; **Home:** Palenque, Dominican Republic

Bats: Switch; **Throws:** Right; **Height:** 6-1; **Weight:** 185

Obtained: Signed as a non-drafted free agent on November 8, 2012

Signed by Raymond Abreu.

| Year | Club | AVG. | G | AB | R | H | 2B | 3B | HR | RBI | SH | SF | HP | BB | SO | SB | CS | SLG | OBP | E |
|----------------------------|-------------|-------------|------------|------------|-----------|------------|-----------|-----------|----------|-----------|----------|-----------|----------|-----------|------------|----------|-----------|-------------|-------------|-----------|
| 2013 | DSL A's (R) | .246 | 51 | 171 | 18 | 42 | 12 | 3 | 0 | 17 | 1 | 4 | 1 | 12 | 53 | 1 | 4 | .351 | .293 | 26 |
| 2014 | DSL A's (R) | .202 | 66 | 242 | 23 | 49 | 11 | 2 | 1 | 26 | 6 | 2 | 0 | 17 | 70 | 3 | 5 | .277 | .253 | 21 |
| 2015 | AZL A's (R) | .241 | 47 | 158 | 17 | 38 | 6 | 2 | 0 | 18 | 1 | 4 | 0 | 16 | 33 | 2 | 0 | .304 | .303 | 15 |
| 2016 | Vermont (A) | .251 | 60 | 235 | 18 | 59 | 10 | 3 | 1 | 19 | 0 | 2 | 0 | 4 | 47 | 1 | 5 | .332 | .261 | 15 |
| Minor League Totals | | .233 | 224 | 806 | 76 | 188 | 39 | 10 | 2 | 80 | 8 | 12 | 1 | 49 | 203 | 7 | 14 | .314 | .274 | 77 |

MICHAEL BENTON MARTIN**OF**

Goes by "Mike"

Born: Hoffman Estates, Illinois, September 29, 1992; **Home:** Buffalo Grove, Illinois**Bats:** Right; **Throws:** Right; **Height:** 5-11; **Weight:** 165**Obtained:** Selected in the 33rd round of the 2015 First-Year Player Draft

Graduated from Stevenson HS (IL)...played collegiately at Harvard...signed by Ron Vaughn.

| Year | Club | AVG. | G | AB | R | H | 2B | 3B | HR | RBI | SH | SF | HP | BB | SO | SB | CS | SLG | OBP | E |
|----------------------------|-------------|-------------|-----------|------------|-----------|-----------|----------|----------|----------|-----------|----------|----------|----------|-----------|-----------|-----------|----------|-------------|-------------|----------|
| 2015 | AZL A's (R) | .147 | 27 | 75 | 13 | 11 | 0 | 0 | 0 | 3 | 0 | 1 | 7 | 14 | 25 | 8 | 1 | .147 | .330 | 0 |
| 2016 | Beloit (A) | .298 | 34 | 121 | 16 | 36 | 3 | 0 | 1 | 20 | 5 | 1 | 1 | 14 | 22 | 7 | 2 | .347 | .372 | 1 |
| Minor League Totals | | .240 | 61 | 196 | 29 | 47 | 3 | 0 | 1 | 23 | 5 | 2 | 8 | 28 | 47 | 15 | 3 | .270 | .355 | 1 |

JORGE LUIS MARTINEZ (GONZALEZ)**LHP****Born:** Panamá, Panama, January 5, 1996; **Home:** Panamá, Panama**Bats:** Left; **Throws:** Left; **Height:** 5-11; **Weight:** 169**Obtained:** Signed as a non-drafted free agent on January 3, 2014

Signed by Juan Mosquera.

| Year | Club | W | L | ERA | G | GS | CG | SHO | SV | IP | H | R | ER | HR | HB | BB | IBB | SO | WP | BK |
|----------------------------|-------------|----------|----------|-------------|-----------|----------|----------|----------|----------|-------------|-----------|-----------|-----------|----------|----------|-----------|----------|-----------|----------|----------|
| 2014 | DSL A's (R) | 3 | 3 | 3.60 | 14 | 5 | 0 | 0 | 1 | 50.0 | 52 | 24 | 20 | 1 | 2 | 14 | 0 | 45 | 4 | 0 |
| 2015 | AZL A's (R) | 1 | 1 | 4.67 | 13 | 0 | 0 | 0 | 0 | 17.1 | 19 | 11 | 9 | 0 | 0 | 7 | 0 | 20 | 2 | 0 |
| 2016 | Vermont (A) | 0 | 1 | 6.00 | 2 | 0 | 0 | 0 | 0 | 3.0 | 4 | 3 | 2 | 1 | 1 | 0 | 0 | 4 | 0 | 0 |
| Minor League Totals | | 4 | 5 | 3.97 | 29 | 5 | 0 | 0 | 1 | 70.1 | 75 | 38 | 31 | 2 | 3 | 21 | 0 | 69 | 6 | 0 |

SETH ANTONIO MARTINEZ**RHP****Born:** Sierra Vista, Arizona, August 29, 1994; **Home:** Phoenix, Arizona**Bats:** Right; **Throws:** Right; **Height:** 6-2; **Weight:** 200**Obtained:** Selected in the 17th round of the 2016 First-Year Player Draft

Graduated from Sunrise Mountain HS (CA)...played collegiately at Arizona State...in three years at ASU, went 16-6 with a 3.50 ERA, including 9-4 with a 2.75 ERA as a junior, earning First Team All-Pac 12 honors and a spot in the Louisville Slugger All-American Second Team...signed by Scott Cousins.

| Year | Club | W | L | ERA | G | GS | CG | SHO | SV | IP | H | R | ER | HR | HB | BB | IBB | SO | WP | BK |
|----------------------------|-------------|----------|----------|-------------|----------|----------|----------|----------|----------|------------|----------|----------|----------|----------|----------|----------|----------|----------|----------|----------|
| 2016 | AZL A's (R) | 0 | 0 | 3.86 | 3 | 0 | 0 | 0 | 1 | 2.1 | 3 | 1 | 1 | 0 | 0 | 2 | 0 | 2 | 0 | 0 |
| Minor League Totals | | 0 | 0 | 3.86 | 3 | 0 | 0 | 0 | 1 | 2.1 | 3 | 1 | 1 | 0 | 0 | 2 | 0 | 2 | 0 | 0 |

JERAMIAH JORDAN MCCRAY**OF****Born:** Long Beach, California, March 3, 1998; **Home:** Riverside, California**Bats:** Right; **Throws:** Left; **Height:** 5-11; **Weight:** 165**Obtained:** Drafted in the 25th round of the 2016 First-Year Player Draft

Graduated from Martin Luther King HS in Riverside, CA...signed by Anthony Aloisi.

| Year | Club | AVG. | G | AB | R | H | 2B | 3B | HR | RBI | SH | SF | HP | BB | SO | SB | CS | SLG | OBP | E |
|----------------------------|-------------|-------------|-----------|------------|-----------|-----------|----------|----------|----------|-----------|----------|----------|----------|----------|-----------|----------|----------|-------------|-------------|----------|
| 2016 | AZL A's (R) | .202 | 32 | 114 | 17 | 23 | 3 | 5 | 0 | 15 | 0 | 0 | 1 | 8 | 36 | 8 | 2 | .316 | .260 | 2 |
| Minor League Totals | | .202 | 32 | 114 | 17 | 23 | 3 | 5 | 0 | 15 | 0 | 0 | 1 | 8 | 36 | 8 | 2 | .316 | .260 | 2 |

ALONZO LEONARDO MEDINA (FELIZ)**OF****Born:** Santo Domingo Centro, Dominican Republic, February, 2, 1999; **Home:** Santo Domingo Este, Dominican Republic**Bats:** Right; **Throws:** Right; **Height:** 6-2; **Weight:** 190**Obtained:** Signed as a non-drafted free agent on July 11, 2015

Signed by JC De La Cruz, Amauris Reyes and Pablo Marmol.

| Year | Club | AVG. | G | AB | R | H | 2B | 3B | HR | RBI | SH | SF | HP | BB | SO | SB | CS | SLG | OBP | E |
|----------------------------|-------------|-------------|-----------|------------|-----------|-----------|----------|----------|----------|-----------|----------|----------|----------|-----------|-----------|----------|----------|-------------|-------------|----------|
| 2016 | DSL A's (R) | .176 | 58 | 176 | 22 | 31 | 9 | 2 | 1 | 13 | 0 | 0 | 4 | 30 | 60 | 4 | 3 | .267 | .310 | 1 |
| Minor League Totals | | .176 | 58 | 176 | 22 | 31 | 9 | 2 | 1 | 13 | 0 | 0 | 4 | 30 | 60 | 4 | 3 | .267 | .310 | 1 |

Organizational Players, continued

CASEY EDWARD MEISNER

RHP

Born: Cypress, Texas, May 22, 1995; **Home:** Cypress, Texas
Bats: Right; **Throws:** Right; **Height:** 6-7; **Weight:** 196
Obtained: Acquired from New York (NL) for Tyler Clippard and cash, July 27, 2015

Graduated from Cypress Woods HS (TX)...originally drafted in the third round of the 2013 draft by New York-NL and signed by Mets scout Ray Corbett...finished tied for second in the New York-Penn League in strikeouts in 2014...his 13 wins in 2015 were tied for 13th among all minor leaguers...picked up his first save of his professional career on July 14, 2016, vs. High Desert.

| Year | Club | W | L | ERA | G | GS | CG | SHO | SV | IP | H | R | ER | HR | HB | BB | IBB | SO | WP | BK |
|----------------------------|---------------|-----------|-----------|-------------|-----------|-----------|----------|----------|----------|--------------|------------|------------|------------|-----------|-----------|------------|----------|------------|-----------|----------|
| 2013 | GCL Mets (R) | 1 | 3 | 3.06 | 10 | 4 | 0 | 0 | 0 | 35.1 | 31 | 17 | 12 | 0 | 1 | 10 | 1 | 28 | 1 | 4 |
| 2014 | Brooklyn (A) | 5 | 3 | 3.75 | 13 | 13 | 0 | 0 | 0 | 62.1 | 67 | 35 | 26 | 4 | 4 | 18 | 1 | 67 | 4 | 2 |
| 2015 | Savannah (A) | 7 | 2 | 2.13 | 12 | 12 | 0 | 0 | 0 | 76.0 | 59 | 20 | 18 | 6 | 3 | 19 | 0 | 66 | 4 | 0 |
| | St. Lucie (A) | 3 | 2 | 2.83 | 6 | 6 | 0 | 0 | 0 | 35.0 | 35 | 17 | 11 | 4 | 2 | 14 | 0 | 23 | 1 | 1 |
| | Stockton (A) | 3 | 1 | 2.78 | 7 | 7 | 0 | 0 | 0 | 32.1 | 27 | 12 | 10 | 1 | 0 | 7 | 0 | 24 | 2 | 0 |
| 2016 | Stockton (A) | 1 | 14 | 4.85 | 28 | 19 | 0 | 0 | 1 | 117.0 | 126 | 76 | 63 | 12 | 6 | 59 | 2 | 100 | 9 | 1 |
| Minor League Totals | | 20 | 25 | 3.52 | 76 | 61 | 0 | 0 | 1 | 358.0 | 345 | 177 | 140 | 27 | 16 | 127 | 4 | 308 | 21 | 8 |

MELVIN MERCEDES

IF

Born: New York, New York, January 13, 1992; **Home:** Bronx, New York
Bats: Switch; **Throws:** Right; **Height:** 5-6; **Weight:** 170
Obtained: Selected in the 16th round of the 2012 First-Year Player Draft

Attended the College of Central Florida...signed by Trevor Schaffer...in 2016, finished fourth among A's farmhands in on-base percentage and tied for eighth in walks.

| Year | Club | AVG. | G | AB | R | H | 2B | 3B | HR | RBI | SH | SF | HP | BB | SO | SB | CS | SLG | OBP | E |
|----------------------------|--------------|-------------|------------|-------------|------------|------------|-----------|-----------|----------|------------|-----------|-----------|-----------|------------|------------|-----------|-----------|-------------|-------------|-----------|
| 2012 | AZL A's (R) | .381 | 31 | 105 | 24 | 40 | 10 | 1 | 0 | 12 | 2 | 0 | 1 | 10 | 15 | 1 | 0 | .495 | .440 | 8 |
| 2013 | Vermont (A) | .228 | 49 | 145 | 15 | 33 | 3 | 0 | 0 | 9 | 3 | 1 | 2 | 21 | 30 | 5 | 6 | .248 | .331 | 11 |
| 2014 | Beloit (A) | .222 | 98 | 361 | 54 | 80 | 14 | 7 | 2 | 33 | 1 | 7 | 4 | 41 | 70 | 12 | 4 | .316 | .303 | 21 |
| 2015 | Beloit (A) | .286 | 15 | 49 | 7 | 14 | 1 | 0 | 0 | 3 | 0 | 0 | 0 | 4 | 14 | 1 | 1 | .306 | .340 | 4 |
| | Stockton (A) | .248 | 80 | 282 | 32 | 70 | 13 | 1 | 0 | 24 | 9 | 3 | 3 | 27 | 45 | 11 | 2 | .301 | .317 | 8 |
| 2016 | Stockton (A) | .260 | 106 | 358 | 52 | 93 | 12 | 5 | 1 | 30 | 10 | 0 | 2 | 56 | 71 | 7 | 8 | .330 | .363 | 14 |
| Minor League Totals | | .254 | 379 | 1300 | 184 | 330 | 53 | 14 | 3 | 111 | 25 | 11 | 12 | 159 | 245 | 37 | 21 | .323 | .338 | 66 |

MIGUEL ANGEL MERCEDES (VALERA)

IF

Born: Boca Chica, Dominican Republic, September 12, 1995; **Home:** Boca Chica, Dominican Republic
Bats: Right; **Throws:** Right; **Height:** 6-2; **Weight:** 248
Obtained: Signed as a non-drafted free agent on February 25, 2013

Signed by Amaury Reyes...was named New York-Penn League Player of the Week for the week of June 20-26, 2016.

| Year | Club | AVG. | G | AB | R | H | 2B | 3B | HR | RBI | SH | SF | HP | BB | SO | SB | CS | SLG | OBP | E |
|----------------------------|-------------|-------------|------------|------------|-----------|------------|-----------|----------|-----------|-----------|----------|----------|-----------|-----------|------------|----------|----------|-------------|-------------|-----------|
| 2013 | DSL A's (R) | .169 | 68 | 213 | 29 | 36 | 9 | 2 | 0 | 10 | 0 | 1 | 6 | 29 | 72 | 5 | 5 | .230 | .285 | 21 |
| 2014 | AZL A's (R) | .221 | 37 | 113 | 9 | 25 | 4 | 0 | 1 | 12 | 1 | 1 | 3 | 11 | 43 | 0 | 0 | .283 | .305 | 10 |
| 2015 | AZL A's (R) | .216 | 49 | 167 | 15 | 36 | 12 | 2 | 2 | 28 | 0 | 3 | 6 | 17 | 70 | 1 | 2 | .347 | .306 | 18 |
| 2016 | Vermont (A) | .258 | 67 | 248 | 32 | 64 | 9 | 1 | 12 | 43 | 0 | 4 | 3 | 23 | 74 | 0 | 0 | .448 | .324 | 13 |
| Minor League Totals | | .217 | 221 | 741 | 85 | 161 | 34 | 5 | 15 | 93 | 1 | 9 | 18 | 80 | 259 | 6 | 7 | .337 | .305 | 62 |

MATTHEW JOHN MILBURN

RHP

Goes by "Matt"
Born: Dallas, Texas, July 29, 1993; **Home:** Dallas, Texas
Bats: Right; **Throws:** Right; **Height:** 6-3; **Weight:** 210
Obtained: Selected in the 29th round of the 2016 First-Year Player Draft

Graduated from Highland Park HS (TX)...attended Wofford College, where he was Second Team All-Southern Conference in his junior and senior year...as a senior in 2016, he led the conference with 103 strikeouts and was fourth with 98.2 innings pitched...signed by Neil Avent.

| Year | Club | W | L | ERA | G | GS | CG | SHO | SV | IP | H | R | ER | HR | HB | BB | IBB | SO | WP | BK |
|----------------------------|-------------|----------|----------|-------------|-----------|----------|----------|----------|----------|-------------|-----------|-----------|-----------|----------|----------|----------|----------|-----------|----------|----------|
| 2016 | AZL A's (R) | 0 | 0 | 3.42 | 9 | 2 | 0 | 0 | 1 | 23.2 | 23 | 14 | 9 | 0 | 0 | 2 | 0 | 30 | 1 | 0 |
| | Vermont (A) | 1 | 2 | 6.92 | 5 | 0 | 0 | 0 | 0 | 13.0 | 22 | 11 | 10 | 0 | 1 | 0 | 0 | 14 | 1 | 0 |
| Minor League Totals | | 1 | 2 | 4.66 | 14 | 2 | 0 | 0 | 1 | 36.2 | 45 | 25 | 19 | 0 | 1 | 2 | 0 | 44 | 2 | 0 |

COREY ANDREW MILLER**RHP****Born:** Mission Viejo, California, November 13, 1991; **Home:** Laguna Niguel, California**Bats:** Right; **Throws:** Right; **Height:** 6-2; **Weight:** 223**Obtained:** Selected in the 10th round of the 2014 First-Year Player Draft

Graduated from JSerra Catholic HS (CA)...attended Pepperdine University where he was First Team All-West Coast Conference as a senior...led the WCC with a 1.90 ERA as a senior...signed by J.T. Stotts.

| Year | Club | W | L | ERA | G | GS | CG | SHO | SV | IP | H | R | ER | HR | HB | BB | IBB | SO | WP | BK |
|----------------------------|--------------|----------|-----------|-------------|-----------|-----------|----------|----------|----------|--------------|------------|------------|-----------|-----------|----------|-----------|----------|------------|-----------|----------|
| 2014 | AZL A's (R) | 1 | 0 | 5.40 | 1 | 0 | 0 | 0 | 0 | 3.1 | 2 | 2 | 2 | 0 | 0 | 1 | 0 | 3 | 0 | 0 |
| | Vermont (A) | 1 | 3 | 4.65 | 12 | 9 | 0 | 0 | 0 | 40.2 | 43 | 21 | 2 | 3 | 16 | 0 | 29 | 5 | 0 | 0 |
| 2015 | Vermont (A) | 2 | 4 | 2.91 | 15 | 5 | 0 | 0 | 1 | 46.1 | 47 | 19 | 15 | 1 | 2 | 9 | 0 | 27 | 3 | 0 |
| | Beloit (A) | 2 | 1 | 4.54 | 21 | 0 | 0 | 0 | 0 | 33.2 | 39 | 28 | 17 | 3 | 0 | 15 | 0 | 26 | 4 | 1 |
| 2016 | Beloit (A) | 0 | 2 | 2.31 | 16 | 0 | 0 | 0 | 3 | 23.1 | 21 | 9 | 6 | 0 | 1 | 8 | 1 | 16 | 3 | 0 |
| | Stockton (A) | 0 | 2 | 6.18 | 26 | 0 | 0 | 0 | 0 | 39.1 | 43 | 31 | 27 | 9 | 1 | 13 | 1 | 34 | 9 | 0 |
| Minor League Totals | | 6 | 12 | 4.24 | 91 | 14 | 0 | 0 | 4 | 186.2 | 195 | 110 | 88 | 15 | 7 | 62 | 2 | 135 | 24 | 1 |

YEUDY MINAYA**RHP****Born:** Puerto Plata, Dominican Republic, May 11, 1996; **Home:** Puerto Plata, Dominican Republic**Bats:** Right; **Throws:** Right; **Height:** 6-4; **Weight:** 195**Obtained:** Signed as a non-drafted free agent on October 31, 2015

Signed by JC De La Cruz, Amauris Reyes and Pablo Marmol.

| Year | Club | W | L | ERA | G | GS | CG | SHO | SV | IP | H | R | ER | HR | HB | BB | IBB | SO | WP | BK |
|----------------------------|-------------|----------|----------|-------------|----------|----------|----------|----------|----------|-------------|-----------|----------|----------|----------|----------|----------|----------|-----------|----------|----------|
| 2016 | DSL A's (R) | 0 | 1 | 3.86 | 2 | 1 | 0 | 0 | 0 | 7.0 | 9 | 4 | 3 | 0 | 0 | 0 | 0 | 2 | 2 | 0 |
| | AZL A's (R) | 1 | 0 | 2.03 | 6 | 1 | 0 | 0 | 1 | 13.1 | 6 | 4 | 3 | 0 | 0 | 4 | 0 | 8 | 2 | 0 |
| Minor League Totals | | 1 | 1 | 2.66 | 8 | 2 | 0 | 0 | 1 | 20.1 | 15 | 8 | 6 | 0 | 0 | 4 | 0 | 10 | 4 | 0 |

NATHAN WAYNE MONDOU**INF**

Goes by "Nate"

Born: Tacoma, Washington, March 24, 1995; **Home:** Lake Tapps, Washington**Bats:** Left; **Throws:** Right; **Height:** 5-9; **Weight:** 195**Obtained:** Selected in the 13th round of the 2016 First-Year Player Draft

Graduated from the Charles Wright Academy (WA)...played three years at Wake Forest, where he was a two-time First Team All-ACC selection (2015-16)...signed by Neil Avent...was named a 2016 New York-Penn League Midseason All-Star.

| Year | Club | AVG. | G | AB | R | H | 2B | 3B | HR | RBI | SH | SF | HP | BB | SO | SB | CS | SLG | OBP | E |
|----------------------------|-------------|-------------|-----------|------------|-----------|-----------|-----------|----------|----------|-----------|----------|----------|----------|-----------|-----------|----------|----------|-------------|-------------|-----------|
| 2016 | AZL A's (R) | .000 | 1 | 1 | 0 | 0 | 0 | 0 | 0 | 0 | 0 | 0 | 0 | 1 | 0 | 0 | 0 | .000 | .500 | 0 |
| | Vermont (A) | .298 | 60 | 225 | 27 | 67 | 11 | 2 | 0 | 24 | 1 | 0 | 4 | 24 | 37 | 6 | 6 | .364 | .375 | 11 |
| Minor League Totals | | .296 | 61 | 226 | 27 | 67 | 11 | 2 | 0 | 24 | 1 | 0 | 4 | 25 | 37 | 6 | 6 | .363 | .376 | 11 |

ROBERT ANTHONY MULLEN (YOUNG)**C****Born:** Panamá, Panama, May 23, 1996; **Home:** Panamá, Panama**Bats:** Right; **Throws:** Right; **Height:** 5-11; **Weight:** 199**Obtained:** Signed as a non-drafted free agent, July 7, 2012

Signed by Juan Mosquera.

| Year | Club | AVG. | G | AB | R | H | 2B | 3B | HR | RBI | SH | SF | HP | BB | SO | SB | CS | SLG | OBP | E |
|----------------------------|-------------|-------------|------------|------------|-----------|------------|-----------|----------|----------|-----------|----------|----------|-----------|-----------|-----------|-----------|----------|-------------|-------------|-----------|
| 2013 | DSL A's (R) | .267 | 30 | 90 | 12 | 24 | 6 | 0 | 1 | 12 | 1 | 0 | 4 | 6 | 15 | 1 | 2 | .367 | .340 | 4 |
| 2014 | DSL A's (R) | .230 | 51 | 152 | 22 | 35 | 10 | 0 | 0 | 9 | 4 | 3 | 6 | 28 | 29 | 6 | 1 | .296 | .365 | 10 |
| 2015 | AZL A's (R) | .231 | 26 | 78 | 8 | 18 | 5 | 1 | 0 | 8 | 1 | 0 | 1 | 11 | 13 | 3 | 0 | .321 | .333 | 6 |
| 2016 | AZL A's (R) | .260 | 30 | 96 | 13 | 25 | 7 | 2 | 1 | 12 | 0 | 1 | 0 | 16 | 21 | 0 | 0 | .406 | .363 | 2 |
| Minor League Totals | | .245 | 137 | 416 | 55 | 102 | 28 | 3 | 2 | 41 | 6 | 4 | 11 | 61 | 78 | 10 | 3 | .341 | .354 | 22 |

MICHAEL HART MURRAY**RHP****Born:** West Palm Beach, Florida, September 26, 1993; **Home:** Lake Worth, Florida**Bats:** Right; **Throws:** Right; **Height:** 6-2; **Weight:** 217**Obtained:** Selected in the 32nd round of the 2015 First-Year Player Draft

Graduated from Forest Hill HS (FL)...played collegiately at Florida Gulf Coast University...was a Louisville Slugger Freshman All-American in 2013 and a Second Team Louisville Slugger All-American in 2014...in 2015, did not play in his first professional season due to a right elbow injury.

Organizational Players, continued

| Year | Club | W | L | ERA | G | GS | CG | SHO | SV | IP | H | R | ER | HR | HB | BB | IBB | SO | WP | BK |
|----------------------------|--------------|----------|----------|-------------|--------------|-----------|----------|----------|----------|-------------|-----------|-----------|-----------|----------|----------|-----------|----------|-----------|----------|----------|
| 2015 | | | | | DNP – Injury | | | | | | | | | | | | | | | |
| 2016 | Beloit (A) | 4 | 2 | 4.28 | 12 | 12 | 0 | 0 | 0 | 61.0 | 72 | 31 | 29 | 6 | 0 | 13 | 0 | 53 | 3 | 0 |
| | Stockton (A) | 1 | 2 | 7.62 | 3 | 3 | 0 | 0 | 0 | 13.0 | 16 | 13 | 11 | 3 | 1 | 7 | 0 | 9 | 1 | 0 |
| Minor League Totals | | 5 | 4 | 4.86 | 15 | 15 | 0 | 0 | 0 | 74.0 | 88 | 44 | 40 | 9 | 1 | 20 | 0 | 62 | 4 | 0 |

JAMES AUBREY NAILE

RHP

Born: Cape Girardeau, Missouri, February 8, 1993; **Home:** Charleston, Missouri

Bats: Right; **Throws:** Right; **Height:** 6-3; **Weight:** 186

Obtained: Selected in the 20th round of the 2015 First-Year Player Draft

Graduated from Charleston HS (MO)...played collegiately at Parkland CC (2012) and the University of Alabama-Birmingham (2013-15)...redshirted in 2014...signed by Kelcey Mucker...in 2016, led all A's farmhands with 156.2 innings pitched, ranked second in with 125 strikeouts, and tied for fifth with nine wins.

| Year | Club | W | L | ERA | G | GS | CG | SHO | SV | IP | H | R | ER | HR | HB | BB | IBB | SO | WP | BK |
|----------------------------|-----------------|-----------|-----------|-------------|-----------|-----------|----------|----------|----------|--------------|------------|-----------|-----------|----------|----------|-----------|----------|------------|-----------|----------|
| 2015 | AZL A's (R) | 0 | 0 | 0.00 | 2 | 0 | 0 | 0 | 0 | 2.0 | 0 | 0 | 0 | 0 | 0 | 0 | 0 | 1 | 0 | 0 |
| | Vermont (A) | 3 | 0 | 1.93 | 18 | 0 | 0 | 0 | 6 | 23.1 | 19 | 6 | 5 | 0 | 0 | 6 | 1 | 17 | 2 | 0 |
| 2016 | Beloit (A) | 3 | 8 | 2.66 | 15 | 14 | 0 | 0 | 0 | 88.0 | 67 | 37 | 26 | 2 | 0 | 19 | 1 | 64 | 3 | 2 |
| | Stockton (A) | 4 | 1 | 3.76 | 8 | 7 | 0 | 0 | 0 | 40.2 | 39 | 17 | 17 | 5 | 1 | 11 | 0 | 46 | 5 | 0 |
| | Midland (AA) | 1 | 1 | 4.76 | 3 | 3 | 0 | 0 | 0 | 17.0 | 20 | 9 | 9 | 1 | 1 | 3 | 0 | 11 | 1 | 0 |
| | Nashville (AAA) | 1 | 1 | 5.73 | 2 | 2 | 0 | 0 | 0 | 11.0 | 11 | 7 | 7 | 1 | 0 | 5 | 0 | 4 | 1 | 0 |
| Minor League Totals | | 12 | 11 | 3.16 | 48 | 26 | 0 | 0 | 6 | 182.0 | 156 | 76 | 64 | 9 | 2 | 44 | 2 | 143 | 12 | 2 |

CARLOS MANUEL NAVAS

RHP

Born: Puerto Cabello, Venezuela, August 13, 1992; **Home:** Patanemo, Venezuela

Bats: Right; **Throws:** Right; **Height:** 6-0; **Weight:** 195

Obtained: Signed as a non-drafted free agent, May 6, 2010; re-signed on October 22, 2016

Signed by Julio Franco and Juan Carlos Villanueva...set career highs in 2014 in wins (6), innings pitched (71.0), and strikeouts (61)...set a new career high in strikeouts in 2015 (78) in his first year as a full-time reliever...in 2016, tied for fourth among A's farmhands with seven saves.

| Year | Club | W | L | ERA | G | GS | CG | SHO | SV | IP | H | R | ER | HR | HB | BB | IBB | SO | WP | BK |
|----------------------------|-----------------|-----------|-----------|-------------|------------|-----------|----------|----------|----------|--------------|------------|------------|------------|-----------|-----------|------------|----------|------------|-----------|-----------|
| 2010 | DSL A's (R) | 2 | 2 | 1.66 | 13 | 5 | 0 | 0 | 0 | 43.1 | 30 | 9 | 8 | 0 | 6 | 15 | 0 | 30 | 2 | 1 |
| 2011 | DSL A's (R) | 0 | 0 | 13.50 | 1 | 1 | 0 | 0 | 0 | 0.2 | 0 | 1 | 1 | 0 | 1 | 0 | 0 | 0 | 0 | 0 |
| 2012 | DSL A's (R) | 4 | 5 | 1.38 | 14 | 12 | 0 | 0 | 0 | 65.1 | 51 | 21 | 10 | 0 | 6 | 11 | 0 | 54 | 2 | 2 |
| 2013 | AZL A's (R) | 1 | 2 | 4.83 | 12 | 7 | 0 | 0 | 0 | 50.1 | 55 | 31 | 27 | 4 | 5 | 12 | 0 | 23 | 4 | 2 |
| 2014 | AZL A's (R) | 6 | 5 | 3.30 | 13 | 11 | 0 | 0 | 0 | 71.0 | 75 | 39 | 26 | 6 | 2 | 20 | 0 | 61 | 4 | 2 |
| 2015 | Beloit (A) | 3 | 2 | 2.61 | 44 | 0 | 0 | 0 | 2 | 58.2 | 55 | 22 | 17 | 2 | 6 | 18 | 0 | 69 | 3 | 4 |
| | Stockton (A) | 0 | 0 | 4.00 | 6 | 0 | 0 | 0 | 0 | 9.0 | 9 | 4 | 4 | 1 | 2 | 3 | 0 | 9 | 1 | 0 |
| 2016 | Stockton (A) | 3 | 7 | 4.08 | 40 | 0 | 0 | 0 | 6 | 53.0 | 46 | 31 | 24 | 5 | 4 | 22 | 5 | 67 | 9 | 1 |
| | Nashville (AAA) | 0 | 0 | 2.70 | 4 | 0 | 0 | 0 | 1 | 6.2 | 5 | 2 | 2 | 0 | 0 | 1 | 0 | 5 | 0 | 0 |
| Minor League Totals | | 19 | 23 | 2.99 | 147 | 36 | 0 | 0 | 9 | 358.0 | 326 | 160 | 119 | 18 | 32 | 102 | 5 | 318 | 25 | 12 |

JOHN FRANCIS NOGOWSKI, JR.

IF

Born: Port Huron, Michigan, January 5, 1993; **Home:** Tallahassee, Florida

Bats: Right; **Throws:** Left; **Height:** 6-0; **Weight:** 222

Obtained: Drafted in the 34th round of the 2014 First-Year Player Draft

Graduated from North Florida Christian HS...played collegiately at Florida State University...signed by Jemel Spearman...was a First Team All-ACC selection in 2014.

| Year | Club | AVG. | G | AB | R | H | 2B | 3B | HR | RBI | SH | SF | HP | BB | SO | SB | CS | SLG | OBP | E |
|----------------------------|--------------|-------------|------------|------------|------------|------------|-----------|----------|-----------|------------|----------|----------|-----------|-----------|------------|----------|----------|-------------|-------------|-----------|
| 2014 | AZL A's (R) | .286 | 8 | 35 | 5 | 10 | 3 | 1 | 0 | 11 | 0 | 0 | 0 | 2 | 4 | 0 | 0 | .429 | .324 | 0 |
| | Vermont (A) | .259 | 50 | 158 | 18 | 41 | 8 | 0 | 1 | 21 | 0 | 2 | 5 | 20 | 23 | 0 | 0 | .329 | .357 | 5 |
| 2015 | Stockton (A) | .274 | 96 | 354 | 45 | 97 | 20 | 0 | 4 | 45 | 1 | 3 | 5 | 39 | 47 | 1 | 1 | .364 | .352 | 5 |
| 2016 | Stockton (A) | .285 | 84 | 288 | 35 | 82 | 15 | 0 | 7 | 37 | 3 | 2 | 7 | 25 | 37 | 0 | 1 | .410 | .354 | 7 |
| | Midland (AA) | .130 | 7 | 23 | 1 | 3 | 1 | 0 | 1 | 1 | 0 | 0 | 0 | 3 | 3 | 0 | 0 | .304 | .231 | 0 |
| Minor League Totals | | .272 | 245 | 858 | 104 | 233 | 47 | 1 | 13 | 115 | 4 | 7 | 17 | 89 | 114 | 1 | 2 | .374 | .349 | 17 |

KYLE MATTHEW NOWLIN**OF**

Born: Harrison, Ohio, March 4, 1994; **Home:** Harrison, Ohio
Bats: Right; **Throws:** Right; **Height:** 6-0; **Weight:** 235
Obtained: Drafted in the 21st round of the 2016 First-Year Player Draft

Graduated from Harrison HS (OH)...played collegiately at Eastern Kentucky University...signed by Rich Sparks...originally drafted in the 30th round of the 2015 draft by Philadelphia but did not sign.

| Year | Club | AVG. | G | AB | R | H | 2B | 3B | HR | RBI | SH | SF | HP | BB | SO | SB | CS | SLG | OBP | E |
|----------------------------|-------------|-------------|-----------|------------|-----------|-----------|-----------|----------|----------|-----------|----------|----------|----------|-----------|-----------|----------|----------|-------------|-------------|----------|
| 2016 | AZL A's (R) | .260 | 44 | 154 | 26 | 40 | 11 | 1 | 2 | 19 | 0 | 7 | 1 | 36 | 47 | 1 | 0 | .383 | .389 | 0 |
| Minor League Totals | | .260 | 44 | 154 | 26 | 40 | 11 | 1 | 2 | 19 | 0 | 7 | 1 | 36 | 47 | 1 | 0 | .383 | .389 | 0 |

DANIEL OH**OF**

Goes by "Danny"
Born: Seattle, Washington, December 28, 1989; **Home:** Berkeley, California
Bats: Left; **Throws:** Left; **Height:** 6-0; **Weight:** 185
Obtained: Acquired in the AAA Phase of the 2015 Rule 5 Draft from New York (AL)

Graduated from Henry M. Jackson HS (WA)...played collegiately at Cal, where he was teammates with A's infielders Mark Canha and Marcus Semien...originally drafted in the 27th round of the 2012 draft by New York (AL).

| Year | Club | AVG. | G | AB | R | H | 2B | 3B | HR | RBI | SH | SF | HP | BB | SO | SB | CS | SLG | OBP | E |
|----------------------------|-------------------|-------------|------------|-------------|------------|------------|-----------|----------|----------|-----------|----------|----------|-----------|------------|------------|-----------|-----------|-------------|-------------|----------|
| 2012 | Staten Island (A) | .198 | 29 | 91 | 9 | 18 | 3 | 1 | 1 | 4 | 0 | 1 | 0 | 8 | 20 | 1 | 1 | .286 | .260 | 0 |
| 2013 | Charleston (A) | .266 | 82 | 259 | 32 | 69 | 13 | 0 | 0 | 12 | 1 | 0 | 13 | 31 | 58 | 10 | 2 | .317 | .373 | 2 |
| 2014 | Tampa (A) | .265 | 49 | 162 | 23 | 43 | 6 | 2 | 0 | 17 | 0 | 1 | 2 | 24 | 30 | 2 | 2 | .327 | .365 | 1 |
| 2015 | Tampa (A) | .333 | 29 | 96 | 19 | 32 | 8 | 1 | 0 | 9 | 0 | 2 | 0 | 14 | 15 | 4 | 1 | .438 | .411 | 1 |
| | Trenton (AA) | .293 | 67 | 242 | 26 | 71 | 14 | 4 | 1 | 20 | 1 | 1 | 2 | 15 | 33 | 9 | 3 | .397 | .338 | 0 |
| 2016 | Midland (AA) | .236 | 85 | 276 | 34 | 65 | 11 | 0 | 0 | 16 | 6 | 0 | 6 | 22 | 52 | 12 | 2 | .275 | .306 | 1 |
| Minor League Totals | | .265 | 341 | 1126 | 143 | 298 | 55 | 8 | 2 | 78 | 2 | 5 | 23 | 114 | 208 | 38 | 11 | .333 | .343 | 5 |

TYLER LUCAS PAINTON**LHP**

Born: Clovis, California, February 20, 1992; **Home:** Bakersfield, California
Bats: Left; **Throws:** Left; **Height:** 6-4; **Weight:** 207
Obtained: Signed as a non-drafted free agent, July 1, 2014

Graduated from Centennial HS (CA) and Oregon State University...originally drafted by Toronto in the 13th round of the 2010 draft but did not sign.

| Year | Club | W | L | ERA | G | GS | CG | SHO | SV | IP | H | R | ER | HR | HB | BB | IBB | SO | WP | BK |
|----------------------------|-------------|----------|----------|-------------|-----------|----------|----------|----------|----------|-------------|-----------|-----------|-----------|----------|-----------|-----------|----------|-----------|----------|----------|
| 2014 | AZL A's (R) | 0 | 0 | 15.75 | 4 | 0 | 0 | 0 | 0 | 4.0 | 3 | 7 | 7 | 0 | 4 | 9 | 0 | 1 | 2 | 0 |
| 2015 | Vermont (A) | 2 | 1 | 5.06 | 16 | 0 | 0 | 0 | 2 | 32.0 | 28 | 19 | 18 | 3 | 3 | 6 | 0 | 20 | 4 | 0 |
| 2016 | Vermont (A) | 0 | 1 | 3.69 | 15 | 0 | 0 | 0 | 1 | 31.2 | 31 | 14 | 13 | 1 | 4 | 15 | 0 | 18 | 2 | 1 |
| Minor League Totals | | 2 | 2 | 4.38 | 35 | 0 | 0 | 0 | 3 | 67.2 | 62 | 40 | 38 | 4 | 11 | 30 | 0 | 39 | 8 | 1 |

STEVEN ANDREW PALLARES**OF**

Born: Fountain Valley, California, April 26, 1993; **Home:** Corona, California
Bats: Right; **Throws:** Right; **Height:** 6-0; **Weight:** 180
Obtained: Selected in the 10th round of the 2015 First-Year Player Draft

Graduated from Santiago HS (CA)...played collegiately at San Diego State...signed by Trevor Ryan...in 2016, finished seventh among A's farmhands with 17 stolen bases and tied for eighth with 56 walks.

| Year | Club | AVG. | G | AB | R | H | 2B | 3B | HR | RBI | SH | SF | HP | BB | SO | SB | CS | SLG | OBP | E |
|----------------------------|-------------|-------------|------------|------------|-----------|------------|-----------|----------|----------|-----------|----------|----------|-----------|-----------|-----------|-----------|----------|-------------|-------------|-----------|
| 2015 | Vermont (A) | .246 | 67 | 240 | 38 | 59 | 7 | 2 | 2 | 18 | 0 | 5 | 7 | 40 | 39 | 6 | 2 | .317 | .363 | 5 |
| 2016 | Vermont (A) | .190 | 57 | 174 | 20 | 33 | 2 | 0 | 0 | 10 | 2 | 2 | 3 | 28 | 28 | 14 | 1 | .201 | .309 | 5 |
| | Beloit (A) | .132 | 36 | 106 | 10 | 14 | 1 | 0 | 1 | 7 | 0 | 0 | 0 | 28 | 20 | 3 | 2 | .170 | .313 | 1 |
| Minor League Totals | | .204 | 160 | 520 | 68 | 106 | 10 | 2 | 3 | 35 | 2 | 7 | 10 | 96 | 87 | 23 | 5 | .248 | .335 | 11 |

ANDY MIGUEL PAZ (GARRIGA)**C**

Born: La Habana, Cuba, January 5, 1993; **Home:** L'Union, France
Bats: Right; **Throws:** Right; **Height:** 5-11; **Weight:** 201
Obtained: Signed as a non-drafted free agent, January 20, 2011

Signed by Tom Gillespie.

Organizational Players, continued

| Year | Club | AVG. | G | AB | R | H | 2B | 3B | HR | RBI | SH | SF | HP | BB | SO | SB | CS | SLG | OBP | E |
|----------------------------|--------------|-------------|------------|------------|-----------|------------|-----------|----------|----------|-----------|----------|----------|----------|-----------|------------|----------|----------|-------------|-------------|-----------|
| 2011 | DSL A's (R) | .315 | 24 | 73 | 8 | 23 | 3 | 0 | 0 | 7 | 0 | 0 | 4 | 14 | 10 | 3 | 3 | .356 | .451 | 7 |
| 2012 | DSL A's (R) | .317 | 26 | 82 | 11 | 26 | 4 | 2 | 0 | 7 | 2 | 0 | 0 | 14 | 13 | 1 | 2 | .415 | .417 | 2 |
| 2013 | AZL A's (R) | .228 | 33 | 92 | 7 | 21 | 4 | 0 | 2 | 11 | 0 | 0 | 0 | 10 | 18 | 0 | 1 | .337 | .304 | 0 |
| 2014 | AZL A's (R) | .159 | 14 | 44 | 3 | 7 | 2 | 0 | 1 | 4 | 0 | 1 | 0 | 4 | 8 | 0 | 0 | .273 | .224 | 1 |
| | Vermont (A) | .120 | 14 | 50 | 7 | 6 | 1 | 1 | 0 | 6 | 0 | 1 | 0 | 3 | 11 | 0 | 0 | .180 | .167 | 3 |
| | Beloit (A) | .158 | 18 | 57 | 4 | 9 | 2 | 0 | 0 | 7 | 3 | 1 | 0 | 10 | 18 | 1 | 0 | .193 | .279 | 1 |
| 2015 | AZL A's (R) | .261 | 7 | 23 | 1 | 6 | 0 | 0 | 3 | 0 | 0 | 0 | 0 | 5 | 6 | 1 | 0 | .261 | .393 | 0 |
| | Beloit (A) | .200 | 9 | 30 | 3 | 6 | 1 | 0 | 0 | 1 | 0 | 0 | 0 | 3 | 11 | 0 | 0 | .233 | .273 | 0 |
| 2016 | Beloit (A) | .250 | 4 | 16 | 2 | 4 | 0 | 0 | 0 | 3 | 0 | 0 | 0 | 1 | 4 | 0 | 0 | .250 | .294 | 1 |
| | Stockton (A) | .421 | 6 | 19 | 5 | 8 | 1 | 1 | 0 | 2 | 0 | 0 | 0 | 4 | 1 | 1 | 0 | .579 | .522 | 0 |
| | Midland (AA) | .320 | 46 | 150 | 24 | 48 | 9 | 0 | 2 | 12 | 1 | 0 | 0 | 18 | 22 | 2 | 0 | .420 | .393 | 3 |
| Minor League Totals | | .258 | 201 | 636 | 75 | 164 | 27 | 4 | 5 | 63 | 6 | 3 | 4 | 86 | 122 | 9 | 6 | .336 | .348 | 17 |

LUKE GIANCARLO PERSICO

OF

Born: Tarzana, California, October 4, 1995; **Home:** San Diego, California

Bats: Right; **Throws:** Right; **Height:** 6-2; **Weight:** 195

Obtained: Selected in the 12th round of the 2016 First-Year Player Draft

Graduated from Great Oak HS (CA)...played collegiately at UCLA, where he was honorable mention All-Pac 12 in his sophomore and junior seasons (2015-16)...appeared in 170 of 173 career games at UCLA, including 169 starts, and led the team with a .323 batting average as a junior...signed by Craig Konklin.

| Year | Club | AVG. | G | AB | R | H | 2B | 3B | HR | RBI | SH | SF | HP | BB | SO | SB | CS | SLG | OBP | E |
|----------------------------|-------------|-------------|-----------|------------|-----------|-----------|----------|----------|----------|-----------|----------|----------|----------|-----------|-----------|----------|----------|-------------|-------------|----------|
| 2016 | AZL A's (R) | .111 | 6 | 18 | 3 | 2 | 0 | 1 | 0 | 1 | 0 | 0 | 0 | 3 | 3 | 2 | 0 | .222 | .238 | 0 |
| | Vermont (A) | .201 | 48 | 164 | 17 | 33 | 5 | 0 | 3 | 14 | 0 | 4 | 0 | 16 | 40 | 4 | 2 | .287 | .266 | 7 |
| Minor League Totals | | .192 | 54 | 182 | 20 | 35 | 5 | 1 | 3 | 15 | 0 | 4 | 0 | 19 | 43 | 6 | 2 | .280 | .263 | 7 |

SANDBER PIMENTEL (FRANCISCO)

IF

Born: Santo Domingo, Dominican Republic, September 12, 1994; **Home:** Santo Domingo, Dominican Republic

Bats: Left; **Throws:** Left; **Height:** 6-3; **Weight:** 251

Obtained: Signed as a non-drafted free agent, November 1, 2011

Signed by Raymond Abreu...was named to the 2015 Midwest League Midseason All-Star Team...in 2016, finished fourth among A's minor leaguers in home runs, sixth in RBI and walks, and eighth in slugging percentage.

| Year | Club | AVG. | G | AB | R | H | 2B | 3B | HR | RBI | SH | SF | HP | BB | SO | SB | CS | SLG | OBP | E |
|----------------------------|--------------|-------------|------------|-------------|------------|------------|-----------|----------|-----------|------------|----------|----------|-----------|------------|------------|----------|-----------|-------------|-------------|-----------|
| 2012 | DSL A's (R) | .261 | 37 | 115 | 14 | 30 | 2 | 1 | 1 | 17 | 2 | 0 | 6 | 28 | 30 | 0 | 6 | .322 | .430 | 2 |
| 2013 | DSL A's (R) | .255 | 32 | 102 | 15 | 26 | 5 | 3 | 2 | 14 | 0 | 1 | 1 | 15 | 22 | 1 | 5 | .422 | .353 | 3 |
| 2014 | DSL A's (R) | .311 | 61 | 190 | 25 | 59 | 11 | 4 | 3 | 25 | 0 | 3 | 12 | 31 | 32 | 2 | 2 | .458 | .432 | 11 |
| 2015 | Beloit (A) | .243 | 117 | 411 | 50 | 100 | 17 | 0 | 13 | 41 | 0 | 2 | 8 | 50 | 104 | 1 | 2 | .380 | .335 | 11 |
| 2016 | Stockton (A) | .237 | 117 | 417 | 61 | 99 | 18 | 1 | 21 | 66 | 0 | 1 | 7 | 60 | 145 | 1 | 0 | .436 | .342 | 18 |
| Minor League Totals | | .254 | 364 | 1235 | 165 | 314 | 53 | 9 | 40 | 163 | 2 | 7 | 34 | 184 | 333 | 5 | 15 | .409 | .364 | 45 |

CHRISTOPHER QUINTIN (REYNOSO)

IF

Born: Baní, Dominican Republic, June 7, 1999; **Home:** Peravia, Dominican Republic

Bats: Right; **Throws:** Right; **Height:** 6-0; **Weight:** 166

Obtained: Signed as a non-drafted free agent, July 2, 2015

Signed by JC De La Cruz, Amauris Reyes and Pablo Marmol.

| Year | Club | AVG. | G | AB | R | H | 2B | 3B | HR | RBI | SH | SF | HP | BB | SO | SB | CS | SLG | OBP | E |
|----------------------------|-------------|-------------|-----------|------------|----------|-----------|----------|----------|----------|----------|----------|----------|----------|-----------|-----------|----------|----------|-------------|-------------|-----------|
| 2016 | DSL A's (R) | .146 | 32 | 96 | 6 | 14 | 4 | 0 | 0 | 5 | 3 | 0 | 2 | 10 | 37 | 1 | 0 | .188 | .241 | 10 |
| | AZL A's (R) | .000 | 5 | 12 | 0 | 0 | 0 | 0 | 0 | 0 | 0 | 0 | 0 | 1 | 7 | 0 | 0 | .000 | .077 | 3 |
| Minor League Totals | | .130 | 37 | 108 | 6 | 14 | 4 | 0 | 0 | 5 | 3 | 0 | 2 | 11 | 44 | 1 | 0 | .167 | .223 | 13 |

ARGENIS ADOLFO RAGA

C

Born: Maracay, Venezuela, July 22, 1994; **Home:** Los Teques, Miranda, Venezuela

Bats: Right; **Throws:** Right; **Height:** 5-11; **Weight:** 207

Obtained: Signed as a non-drafted free agent, July 22, 2010

Signed by Julio Franco and Oswaldo Troconis.

| Year | Club | AVG. | G | AB | R | H | 2B | 3B | HR | RBI | SH | SF | HP | BB | SO | SB | CS | SLG | OBP | E |
|----------------------------|--------------|-------------|------------|-------------|------------|------------|-----------|----------|----------|------------|-----------|-----------|-----------|-----------|------------|-----------|-----------|-------------|-------------|-----------|
| 2011 | DSL A's (R) | .200 | 47 | 155 | 13 | 31 | 4 | 0 | 0 | 14 | 3 | 2 | 2 | 10 | 15 | 4 | 3 | .226 | .254 | 8 |
| 2012 | DSL A's (R) | .265 | 61 | 234 | 33 | 62 | 13 | 1 | 2 | 12 | 3 | 1 | 6 | 18 | 23 | 5 | 4 | .355 | .332 | 16 |
| 2013 | AZL A's (R) | .189 | 24 | 74 | 11 | 14 | 2 | 0 | 1 | 3 | 2 | 0 | 1 | 5 | 22 | 0 | 0 | .257 | .250 | 8 |
| 2014 | AZL A's (R) | .338 | 26 | 71 | 10 | 24 | 6 | 2 | 0 | 11 | 0 | 1 | 2 | 6 | 11 | 0 | 1 | .479 | .400 | 3 |
| 2015 | Vermont (A) | .235 | 5 | 17 | 1 | 4 | 0 | 0 | 1 | 4 | 0 | 0 | 1 | 2 | 1 | 0 | 1 | .412 | .350 | 5 |
| | Beloit (A) | .278 | 66 | 227 | 26 | 63 | 16 | 1 | 2 | 34 | 1 | 3 | 2 | 16 | 41 | 0 | 1 | .383 | .327 | 7 |
| 2016 | Stockton (A) | .263 | 84 | 289 | 40 | 76 | 19 | 1 | 2 | 41 | 5 | 5 | 2 | 29 | 62 | 5 | 1 | .356 | .329 | 10 |
| Minor League Totals | | .257 | 313 | 1067 | 134 | 274 | 60 | 5 | 8 | 119 | 14 | 12 | 16 | 86 | 175 | 14 | 11 | .345 | .318 | 57 |

TYLER CHRISTOPHER RAMIREZ

OF

Born: Chesapeake, Virginia, February 21, 1995; **Home:** Suffolk, Virginia

Bats: Left; **Throws:** Left; **Height:** 5-9; **Weight:** 185

Obtained: Selected in the seventh round of the 2016 First-Year Player Draft

Graduated from Cape Henry Collegiate HS (VA)...played collegiately at North Carolina, where he was named Second Team All-ACC as a junior in 2016...signed by Neil Avent.

| Year | Club | AVG. | G | AB | R | H | 2B | 3B | HR | RBI | SH | SF | HP | BB | SO | SB | CS | SLG | OBP | E |
|----------------------------|-------------|-------------|-----------|------------|-----------|-----------|-----------|----------|----------|-----------|----------|----------|----------|-----------|-----------|----------|----------|-------------|-------------|----------|
| 2016 | AZL A's (R) | .286 | 8 | 28 | 5 | 8 | 3 | 2 | 0 | 8 | 0 | 0 | 0 | 1 | 10 | 1 | 0 | .536 | .310 | 0 |
| | Vermont (A) | .220 | 48 | 150 | 22 | 33 | 8 | 1 | 2 | 15 | 0 | 2 | 5 | 19 | 39 | 5 | 0 | .327 | .324 | 2 |
| Minor League Totals | | .230 | 56 | 178 | 27 | 41 | 11 | 3 | 2 | 23 | 0 | 2 | 5 | 20 | 49 | 6 | 0 | .360 | .322 | 2 |

JEAN CARLO RODRIGUEZ (DIAZ)

IF

Goes by "Jean Carlo"

Born: Las Tablas, Panama, January 12, 1996; **Home:** Las Tablas, Panama

Bats: Right; **Throws:** Right; **Height:** 5-11; **Weight:** 177

Obtained: Signed as a non-drafted free agent, February 21, 2013

Signed by Juan Mosquera.

| Year | Club | AVG. | G | AB | R | H | 2B | 3B | HR | RBI | SH | SF | HP | BB | SO | SB | CS | SLG | OBP | E |
|----------------------------|-------------|-------------|------------|------------|-----------|------------|-----------|----------|----------|-----------|----------|----------|-----------|-----------|-----------|-----------|-----------|-------------|-------------|-----------|
| 2013 | DSL A's (R) | .302 | 64 | 222 | 33 | 67 | 12 | 1 | 1 | 20 | 5 | 1 | 7 | 19 | 20 | 12 | 5 | .378 | .373 | 17 |
| 2014 | AZL A's (R) | .184 | 36 | 98 | 14 | 18 | 2 | 1 | 0 | 8 | 0 | 1 | 2 | 14 | 13 | 3 | 1 | .224 | .296 | 1 |
| 2015 | AZL A's (R) | .214 | 26 | 56 | 10 | 12 | 2 | 1 | 0 | 8 | 0 | 0 | 9 | 19 | 14 | 2 | 1 | .286 | .476 | 4 |
| 2016 | Beloit (A) | .232 | 55 | 190 | 25 | 44 | 16 | 1 | 2 | 19 | 3 | 1 | 3 | 17 | 33 | 0 | 5 | .358 | .303 | 10 |
| Minor League Totals | | .249 | 182 | 566 | 82 | 141 | 32 | 4 | 3 | 55 | 8 | 3 | 21 | 69 | 80 | 17 | 12 | .336 | .351 | 32 |

JHONNY MANUEL RODRIGUEZ (MADERA)

OF

Born: Mao, Dominican Republic, July 20, 1996; **Home:** Mao, Dominican Republic

Bats: Left; **Throws:** Left; **Height:** 6-3; **Weight:** 222

Obtained: Signed as a non-drafted free agent, July 20, 2012

Signed by JC De La Cruz, Amauris Reyes and Pablo Marmol.

| Year | Club | AVG. | G | AB | R | H | 2B | 3B | HR | RBI | SH | SF | HP | BB | SO | SB | CS | SLG | OBP | E |
|----------------------------|-------------|-------------|------------|------------|-----------|------------|-----------|-----------|----------|-----------|----------|----------|-----------|-----------|------------|----------|-----------|-------------|-------------|-----------|
| 2013 | DSL A's (R) | .247 | 67 | 251 | 20 | 62 | 15 | 7 | 0 | 32 | 2 | 1 | 2 | 11 | 46 | 2 | 8 | .363 | .283 | 2 |
| 2014 | DSL A's (R) | .230 | 51 | 183 | 20 | 42 | 13 | 4 | 0 | 18 | 2 | 1 | 4 | 14 | 37 | 2 | 4 | .344 | .297 | 5 |
| 2015 | DSL A's (R) | .171 | 13 | 41 | 4 | 7 | 2 | 1 | 1 | 4 | 0 | 0 | 2 | 5 | 9 | 0 | 0 | .341 | .292 | 1 |
| | AZL A's (R) | .284 | 27 | 109 | 11 | 31 | 11 | 2 | 1 | 17 | 0 | 2 | 2 | 7 | 32 | 1 | 0 | .450 | .333 | 6 |
| 2016 | AZL A's (R) | .333 | 4 | 15 | 4 | 5 | 1 | 0 | 0 | 0 | 0 | 0 | 0 | 2 | 4 | 0 | 0 | .400 | .412 | 1 |
| | Vermont (A) | .230 | 35 | 135 | 14 | 31 | 9 | 0 | 2 | 13 | 0 | 3 | 0 | 6 | 31 | 1 | 1 | .341 | .257 | 9 |
| Minor League Totals | | .243 | 197 | 734 | 73 | 178 | 51 | 14 | 4 | 84 | 4 | 7 | 10 | 54 | 159 | 6 | 13 | .366 | .293 | 24 |

VIOSERGY ROSA

IF

Born: Bronx, New York, June 16, 1990; **Home:** Bronx, New York

Bats: Left; **Throws:** Left; **Height:** 6-3; **Weight:** 190

Obtained: Acquired in the AAA Phase of the 2015 Rule 5 Draft from Miami

Graduated from George Washington HS (NY), where he was cut from his high school team three times before playing one year of high school baseball...played collegiately at Odessa College (TX)...drafted in the 29th round of the 2010 draft by Miami and signed by Marlins scout Ryan Wardinsky...named a 2013 South Atlantic League Midseason All-Star and a 2014 Florida State League Postseason All-Star...in 2016, his 74 walks were the most among A's minor leaguers.

Organizational Players, continued

| Year | Club | AVG. | G | AB | R | H | 2B | 3B | HR | RBI | SH | SF | HP | BB | SO | SB | CS | SLG | OBP | E |
|----------------------------|-------------------|-------------|------------|-------------|------------|------------|------------|----------|-----------|------------|----------|-----------|-----------|------------|------------|----------|----------|-------------|-------------|-----------|
| 2010 | GCL Marlins (R) | .202 | 32 | 89 | 15 | 18 | 7 | 0 | 1 | 12 | 0 | 0 | 3 | 15 | 26 | 0 | 1 | .315 | .336 | 4 |
| 2011 | Jamestown (A) | .210 | 41 | 143 | 16 | 30 | 9 | 1 | 1 | 18 | 0 | 2 | 3 | 7 | 54 | 0 | 0 | .308 | .258 | 7 |
| 2012 | Jamestown (A) | .279 | 61 | 197 | 22 | 55 | 12 | 0 | 3 | 25 | 0 | 3 | 1 | 46 | 45 | 0 | 0 | .386 | .413 | 8 |
| 2013 | Greensboro (A) | .252 | 133 | 465 | 68 | 117 | 22 | 1 | 23 | 69 | 0 | 2 | 8 | 74 | 119 | 3 | 1 | .452 | .362 | 14 |
| 2014 | Jupiter (A) | .291 | 116 | 446 | 52 | 130 | 25 | 1 | 13 | 78 | 0 | 5 | 5 | 42 | 98 | 0 | 0 | .439 | .355 | 12 |
| | Jacksonville (AA) | .292 | 20 | 72 | 15 | 21 | 4 | 1 | 2 | 17 | 0 | 1 | 2 | 14 | 13 | 0 | 0 | .458 | .416 | 1 |
| 2015 | Jacksonville (AA) | .217 | 122 | 387 | 53 | 84 | 17 | 0 | 10 | 59 | 0 | 3 | 3 | 77 | 93 | 0 | 0 | .339 | .349 | 12 |
| 2016 | Midland (AA) | .255 | 127 | 459 | 50 | 117 | 32 | 0 | 9 | 58 | 0 | 1 | 1 | 74 | 140 | 1 | 2 | .383 | .359 | 9 |
| Minor League Totals | | .253 | 652 | 2258 | 291 | 572 | 128 | 4 | 62 | 336 | 0 | 17 | 26 | 349 | 588 | 4 | 4 | .396 | .357 | 67 |

ARMANDO JOSE RUIZ

RHP

Born: Miami, Florida, July 19, 1993; **Home:** Miami, Florida

Bats: Right; **Throws:** Right; **Height:** 5-9; **Weight:** 188

Obtained: Selected in the 29th round of the 2015 First-Year Player Draft

Played collegiately at Alabama State...signed by Kelcey Mucker.

| Year | Club | W | L | ERA | G | GS | CG | SHO | SV | IP | H | R | ER | HR | HB | BB | IBB | SO | WP | BK |
|----------------------------|-------------|----------|----------|-------------|-----------|----------|----------|----------|----------|-------------|-----------|-----------|-----------|----------|----------|-----------|----------|-----------|----------|----------|
| 2015 | AZL A's (R) | 1 | 0 | 4.32 | 13 | 0 | 0 | 0 | 0 | 16.2 | 14 | 11 | 8 | 0 | 2 | 10 | 1 | 24 | 4 | 0 |
| 2016 | Beloit (A) | 3 | 4 | 3.46 | 39 | 1 | 0 | 0 | 3 | 52.0 | 42 | 20 | 20 | 0 | 4 | 25 | 2 | 50 | 5 | 0 |
| Minor League Totals | | 4 | 4 | 3.67 | 52 | 1 | 0 | 0 | 3 | 68.2 | 56 | 31 | 28 | 0 | 6 | 35 | 3 | 74 | 9 | 0 |

ERNEST JACOB SANCHEZ

RHP

Goes by "Jake"

Born: Brawley, California, August 19, 1989; **Home:** Brawley, California

Bats: Right; **Throws:** Right; **Height:** 6-0; **Weight:** 214

Obtained: Acquired from Chicago (AL) for Michael Taylor on June 14, 2014

Graduated from Brawley Union HS (CA)...played collegiately at Imperial Valley College (CA) and Iowa Wesleyan College...played for Joliet of the independent Frontier League in 2012 and part of 2013 before signing as a non-drafted free agent with Chicago (AL) on June 8, 2013...in 2015, finished second among A's farmhands with 11 wins...was tied for third in strikeouts (106) and innings pitched (151.0)...in 2016, tied for second among A's minor leaguers with eight saves.

| Year | Club | W | L | ERA | G | GS | CG | SHO | SV | IP | H | R | ER | HR | HB | BB | IBB | SO | WP | BK |
|----------------------------|-----------------|-----------|-----------|-------------|------------|-----------|----------|----------|-----------|--------------|------------|------------|------------|-----------|-----------|------------|----------|------------|-----------|----------|
| 2013 | Great Falls (R) | 6 | 3 | 2.87 | 14 | 14 | 0 | 0 | 0 | 81.2 | 71 | 35 | 26 | 7 | 4 | 14 | 0 | 76 | 2 | 0 |
| 2014 | Kannapolis (A) | 5 | 4 | 2.80 | 15 | 9 | 1 | 0 | 3 | 61.0 | 56 | 26 | 19 | 6 | 5 | 14 | 0 | 66 | 1 | 0 |
| | Stockton (A) | 8 | 2 | 3.42 | 12 | 12 | 0 | 0 | 0 | 71.0 | 71 | 32 | 27 | 7 | 2 | 17 | 0 | 72 | 4 | 1 |
| 2015 | Midland (AA) | 10 | 8 | 4.50 | 25 | 25 | 1 | 0 | 0 | 142.0 | 172 | 87 | 71 | 12 | 4 | 41 | 0 | 100 | 3 | 1 |
| | Nashville (AAA) | 1 | 1 | 8.00 | 2 | 2 | 0 | 0 | 0 | 9.0 | 13 | 8 | 8 | 0 | 1 | 4 | 0 | 6 | 0 | 0 |
| 2016 | Midland (AA) | 7 | 5 | 3.11 | 44 | 1 | 0 | 0 | 8 | 66.2 | 59 | 30 | 23 | 2 | 1 | 18 | 3 | 72 | 5 | 0 |
| Minor League Totals | | 37 | 23 | 3.63 | 112 | 63 | 2 | 0 | 11 | 431.1 | 442 | 218 | 174 | 34 | 17 | 108 | 3 | 392 | 15 | 2 |

MIGUEL ANGEL SANCHEZ (GOMEZ)

RHP

Born: San Pedro de Macoris, Dominican Republic, November 27, 1995; **Home:** San Pedro de Macoris, Dominican Republic

Bats: Right; **Throws:** Right; **Height:** 6-3; **Weight:** 182

Obtained: Signed as a non-drafted free agent, September 22, 2015

Signed by JC De La Cruz, Amauris Reyes and Pablo Marmol.

| Year | Club | W | L | ERA | G | GS | CG | SHO | SV | IP | H | R | ER | HR | HB | BB | IBB | SO | WP | BK |
|----------------------------|-------------|----------|----------|-------------|-----------|----------|----------|----------|----------|-------------|-----------|-----------|-----------|----------|----------|-----------|----------|-----------|-----------|----------|
| 2016 | DSL A's (R) | 0 | 3 | 6.16 | 7 | 4 | 0 | 0 | 0 | 19.0 | 23 | 16 | 13 | 0 | 6 | 15 | 0 | 20 | 5 | 0 |
| | AZL A's (R) | 4 | 1 | 3.96 | 8 | 1 | 0 | 0 | 0 | 25.0 | 19 | 14 | 11 | 0 | 2 | 22 | 0 | 28 | 12 | 0 |
| Minor League Totals | | 4 | 4 | 4.91 | 15 | 5 | 0 | 0 | 0 | 44.0 | 44 | 30 | 24 | 0 | 8 | 37 | 0 | 48 | 17 | 0 |

DALTON JAMES SAWYER

LHP

Born: Minneapolis, Minnesota, November 22, 1993; **Home:** Waconia, Minnesota

Bats: Left; **Throws:** Left; **Height:** 6-5; **Weight:** 212

Obtained: Selected in the ninth round of the 2016 First-Year Player Draft

Graduated from Waconia HS (MN)...played collegiately at Minnesota...was Second Team All-Big 10 as a senior in 2016...signed by Kevin Mello.

| Year | Club | W | L | ERA | G | GS | CG | SHO | SV | IP | H | R | ER | HR | HB | BB | IBB | SO | WP | BK |
|----------------------------|-------------|----------|----------|-------------|-----------|----------|----------|----------|----------|-------------|-----------|----------|----------|----------|----------|-----------|----------|-----------|----------|----------|
| 2016 | Vermont (A) | 0 | 3 | 3.38 | 14 | 0 | 0 | 0 | 3 | 18.2 | 15 | 9 | 7 | 1 | 2 | 10 | 1 | 26 | 2 | 0 |
| Minor League Totals | | 0 | 3 | 3.38 | 14 | 0 | 0 | 0 | 3 | 18.2 | 15 | 9 | 7 | 1 | 2 | 10 | 1 | 26 | 2 | 0 |

JORDAN MANGOLD SCHWARTZ

RHP

Born: Hornell, New York, February 28, 1992; **Home:** Arkport, New York
Bats: Right; **Throws:** Right; **Height:** 6-1; **Weight:** 228
Obtained: Selected in the fourth round of the 2014 First-Year Player Draft

Graduated from Hornell HS (NY)...played collegiately at Niagara University...in 2014, led the Metro Atlantic Athletic Conference in strikeouts with 109...is the second-highest drafted player in Niagara history...signed by Matt Higginson.

| Year | Club | W | L | ERA | G | GS | CG | SHO | SV | IP | H | R | ER | HR | HB | BB | IBB | SO | WP | BK |
|----------------------------|-------------|----------|----------|-------------|-----------|-----------|----------|----------|----------|--------------|------------|-----------|-----------|----------|-----------|-----------|----------|------------|-----------|----------|
| 2014 | AZL A's (R) | 0 | 0 | 4.50 | 1 | 1 | 0 | 0 | 0 | 2.0 | 3 | 1 | 1 | 0 | 0 | 0 | 0 | 4 | 1 | 0 |
| | Vermont (A) | 1 | 1 | 4.82 | 11 | 0 | 0 | 0 | 0 | 18.2 | 21 | 14 | 10 | 0 | 4 | 13 | 0 | 14 | 2 | 1 |
| 2015 | AZL A's (R) | 0 | 1 | 3.29 | 8 | 7 | 0 | 0 | 0 | 13.2 | 9 | 5 | 5 | 0 | 5 | 9 | 0 | 13 | 7 | 0 |
| | Vermont (A) | 0 | 2 | 16.88 | 2 | 2 | 0 | 0 | 0 | 5.1 | 12 | 12 | 10 | 0 | 0 | 6 | 0 | 1 | 4 | 0 |
| | Beloit (A) | 0 | 4 | 9.08 | 10 | 8 | 0 | 0 | 0 | 36.2 | 56 | 43 | 37 | 2 | 1 | 27 | 0 | 35 | 10 | 1 |
| 2016 | Vermont (A) | 1 | 0 | 2.45 | 8 | 1 | 0 | 0 | 1 | 14.2 | 11 | 10 | 4 | 1 | 1 | 12 | 1 | 19 | 2 | 0 |
| | Beloit (A) | 0 | 1 | 4.98 | 9 | 0 | 0 | 0 | 0 | 21.2 | 20 | 13 | 12 | 2 | 3 | 8 | 1 | 14 | 2 | 0 |
| Minor League Totals | | 2 | 9 | 6.33 | 49 | 19 | 0 | 0 | 1 | 112.1 | 132 | 98 | 79 | 2 | 14 | 75 | 2 | 100 | 28 | 2 |

JOEL PATRICK SEDDON

RHP

Born: Port Huron, Michigan, July 13, 1992; **Home:** Lexington, South Carolina
Bats: Right; **Throws:** Right; **Height:** 6-0; **Weight:** 173
Obtained: Selected in the 11th round of the 2014 First-Year Player Draft

Graduated from St. Clair HS (MI)...played collegiately at the University of South Carolina, where he was a second-team All-SEC selection as a junior in 2014...previously drafted by Toronto in the 20th round of the 2011 draft but did not sign...signed by Neil Avent...in 2016, was seventh among A's farmhands in innings pitched...was named Texas League Pitcher of the Week the week of June 20-26, 2016.

| Year | Club | W | L | ERA | G | GS | CG | SHO | SV | IP | H | R | ER | HR | HB | BB | IBB | SO | WP | BK |
|----------------------------|--------------|-----------|-----------|-------------|-----------|-----------|----------|----------|----------|--------------|------------|------------|------------|-----------|-----------|-----------|----------|------------|-----------|----------|
| 2014 | AZL A's (R) | 0 | 0 | 4.50 | 1 | 0 | 0 | 0 | 0 | 2.0 | 1 | 1 | 1 | 0 | 0 | 2 | 0 | 4 | 1 | 0 |
| | Beloit (A) | 2 | 2 | 2.84 | 19 | 0 | 0 | 0 | 1 | 25.1 | 20 | 9 | 8 | 2 | 3 | 8 | 1 | 20 | 1 | 0 |
| 2015 | Stockton (A) | 8 | 8 | 3.59 | 34 | 14 | 0 | 0 | 0 | 105.1 | 103 | 49 | 42 | 11 | 3 | 17 | 0 | 82 | 8 | 1 |
| 2016 | Midland (AA) | 9 | 9 | 4.40 | 27 | 26 | 0 | 0 | 0 | 143.1 | 149 | 84 | 70 | 13 | 8 | 48 | 3 | 75 | 8 | 0 |
| Minor League Totals | | 19 | 19 | 3.95 | 81 | 40 | 0 | 0 | 1 | 276.0 | 273 | 143 | 121 | 26 | 14 | 75 | 4 | 181 | 18 | 1 |

MATTHEW BRYAN SERGEY

RHP

Goes by "Matt"
Born: Buffalo, New York, July 29, 1989; **Home:** Boynton Beach, Florida
Bats: Right; **Throws:** Right; **Height:** 6-4; **Weight:** 220
Obtained: Signed as a non-drafted free agent, June 30, 2016

Graduated from South Plantation HS (FL)...played collegiately at Broward College and Campbell University...originally drafted in the 45th round of the 2007 draft by Milwaukee but did not sign...played parts of four seasons in the independent Frontier League and American Association (2013-16) before signing with Oakland.

| Year | Club | W | L | ERA | G | GS | CG | SHO | SV | IP | H | R | ER | HR | HB | BB | IBB | SO | WP | BK |
|----------------------------|--------------|----------|----------|-------------|-----------|----------|----------|----------|----------|-------------|-----------|-----------|-----------|----------|----------|----------|----------|-----------|----------|----------|
| 2016 | Stockton (A) | 2 | 0 | 4.00 | 12 | 3 | 0 | 0 | 0 | 27.0 | 22 | 14 | 12 | 8 | 1 | 9 | 1 | 41 | 2 | 0 |
| Minor League Totals | | 2 | 0 | 4.00 | 12 | 3 | 0 | 0 | 0 | 27.0 | 22 | 14 | 12 | 8 | 1 | 9 | 1 | 41 | 2 | 0 |

SAMUEL ROWLAND SHEEHAN

RHP

Goes by "Sam"
Born: San Diego, California, August 8, 1993; **Home:** Summerland, California
Bats: Right; **Throws:** Right; **Height:** 6-2; **Weight:** 195
Obtained: Selected in the 31st round of the 2016 First-Year Player Draft

Graduated from Calvary Christian HS (CA)...played collegiately at Westmont College with fellow 2016 A's draft pick Jarret Costa... as a senior at Westmont, was named All-GSAC and set a school record with 12 saves...signed by Craig Conklin.

| Year | Club | W | L | ERA | G | GS | CG | SHO | SV | IP | H | R | ER | HR | HB | BB | IBB | SO | WP | BK |
|----------------------------|-------------|----------|----------|-------------|-----------|----------|----------|----------|----------|-------------|-----------|-----------|----------|----------|----------|-----------|----------|-----------|----------|----------|
| 2016 | AZL A's (R) | 2 | 1 | 3.20 | 14 | 0 | 0 | 0 | 3 | 19.2 | 17 | 10 | 7 | 0 | 1 | 12 | 1 | 29 | 4 | 0 |
| Minor League Totals | | 2 | 1 | 3.20 | 14 | 0 | 0 | 0 | 3 | 19.2 | 17 | 10 | 7 | 0 | 1 | 12 | 1 | 29 | 4 | 0 |

PLAYER DEVELOPMENT

Organizational Players, continued

JAVON TAYLOR SHELBY

INF

Born: Lexington, Kentucky, May 6, 1995; **Home:** Lexington, Kentucky

Bats: Right; **Throws:** Right; **Height:** 6-1; **Weight:** 190

Obtained: Selected in the fifth round of the 2016 First-Year Player Draft

Graduated from Tates Creek HS (KY)...played collegiately at Kentucky...signed by Rich Sparks...previously drafted in the 37th round of the 2013 draft by Milwaukee but did not sign.

| Year | Club | AVG. | G | AB | R | H | 2B | 3B | HR | RBI | SH | SF | HP | BB | SO | SB | CS | SLG | OBP | E |
|----------------------------|-------------|-------------|-----------|------------|-----------|-----------|----------|----------|----------|-----------|----------|----------|----------|-----------|-----------|----------|----------|-------------|-------------|-----------|
| 2016 | AZL A's (R) | .667 | 1 | 3 | 0 | 2 | 0 | 0 | 0 | 1 | 0 | 0 | 0 | 0 | 0 | 0 | 0 | .667 | .667 | 0 |
| | Vermont (A) | .186 | 56 | 194 | 16 | 36 | 9 | 0 | 5 | 18 | 0 | 0 | 0 | 25 | 51 | 5 | 4 | .309 | .279 | 14 |
| Minor League Totals | | .193 | 57 | 197 | 16 | 38 | 9 | 0 | 5 | 19 | 0 | 0 | 0 | 25 | 51 | 5 | 4 | .315 | .284 | 14 |

LOGAN MICHAEL SHORE

RHP

Born: St. Paul, Minnesota, December 28, 1994; **Home:** Gainesville, Florida

Bats: Right; **Throws:** Right; **Height:** 6-2; **Weight:** 215

Obtained: Selected in the second round of the 2016 First-Year Player Draft

Graduated from Coon Rapids HS (MN)...played collegiately at Florida, where he was the 2016 SEC Pitcher of the Year and a Golden Spikes Award finalist as a junior...was named to numerous All-America teams in 2016 after finishing 12-1 with a 2.31 ERA...signed by Trevor Schaffer.

| Year | Club | W | L | ERA | G | GS | CG | SHO | SV | IP | H | R | ER | HR | HB | BB | IBB | SO | WP | BK |
|----------------------------|-------------|----------|----------|-------------|----------|----------|----------|----------|----------|-------------|-----------|-----------|----------|----------|----------|----------|----------|-----------|----------|----------|
| 2016 | Vermont (A) | 0 | 2 | 2.57 | 7 | 7 | 0 | 0 | 0 | 21.0 | 17 | 10 | 6 | 1 | 0 | 7 | 0 | 21 | 2 | 0 |
| Minor League Totals | | 0 | 2 | 2.57 | 7 | 7 | 0 | 0 | 0 | 21.0 | 17 | 10 | 6 | 1 | 0 | 7 | 0 | 21 | 2 | 0 |

BRETT ALLAN SIDDALL

OF

Born: Windsor, Ontario, Canada, October 3, 1994; **Home:** Windsor, Ontario, Canada

Bats: Left; **Throws:** Left; **Height:** 6-0; **Weight:** 207

Obtained: Selected in the 13th round of the 2015 First-Year Player Draft

Graduated from Holy Names HS (Canada)...played collegiately at Canisius College in Buffalo, NY...signed by Matt Higginson.

| Year | Club | AVG. | G | AB | R | H | 2B | 3B | HR | RBI | SH | SF | HP | BB | SO | SB | CS | SLG | OBP | E |
|----------------------------|-------------|-------------|------------|------------|-----------|------------|-----------|----------|-----------|------------|----------|----------|-----------|-----------|------------|----------|----------|-------------|-------------|----------|
| 2015 | AZL A's (R) | .342 | 19 | 73 | 12 | 25 | 5 | 3 | 2 | 13 | 0 | 1 | 1 | 10 | 9 | 3 | 0 | .575 | .424 | 1 |
| | Vermont (A) | .264 | 43 | 159 | 17 | 42 | 11 | 1 | 4 | 29 | 0 | 2 | 6 | 9 | 32 | 1 | 1 | .421 | .324 | 1 |
| 2016 | Beloit (A) | .241 | 135 | 481 | 50 | 116 | 24 | 2 | 9 | 60 | 0 | 3 | 11 | 47 | 98 | 5 | 6 | .356 | .321 | 3 |
| Minor League Totals | | .257 | 197 | 713 | 79 | 183 | 40 | 6 | 15 | 102 | 0 | 6 | 18 | 66 | 139 | 9 | 7 | .393 | .333 | 5 |

JOHN PAUL SPORTMAN

OF

Goes by "J.P."

Born: Schenectady, New York, January 26, 1992; **Home:** Schenectady, New York

Bats: Right; **Throws:** Right; **Height:** 5-10; **Weight:** 188

Obtained: Selected in the 27th round of the 2014 First-Year Player Draft

Graduated from LaSalle HS (NY)...played collegiately at Central Connecticut State University, the same college as A's reliever Evan Scribner...signed by Ron Vaughn...in 2014, was named the New York-Penn League Player of the Week for the week ending Aug. 3...in 2016, ranked sixth among A's farmhands in stolen bases, seventh in hits, eighth in doubles, and 10th in batting average.

| Year | Club | AVG. | G | AB | R | H | 2B | 3B | HR | RBI | SH | SF | HP | BB | SO | SB | CS | SLG | OBP | E |
|----------------------------|--------------|-------------|------------|------------|------------|------------|-----------|----------|-----------|------------|----------|----------|----------|-----------|------------|-----------|-----------|-------------|-------------|-----------|
| 2014 | AZL A's (R) | .321 | 22 | 84 | 19 | 27 | 4 | 1 | 0 | 8 | 2 | 1 | 0 | 14 | 9 | 5 | 3 | .393 | .414 | 0 |
| | Vermont (A) | .301 | 38 | 146 | 17 | 44 | 8 | 0 | 3 | 15 | 1 | 2 | 0 | 8 | 22 | 4 | 3 | .418 | .333 | 2 |
| 2015 | AZL A's (R) | .333 | 7 | 24 | 5 | 8 | 0 | 0 | 0 | 2 | 0 | 0 | 0 | 3 | 2 | 3 | 0 | .333 | .407 | 1 |
| | Stockton (A) | .292 | 38 | 154 | 21 | 45 | 7 | 3 | 3 | 25 | 0 | 2 | 1 | 10 | 38 | 7 | 1 | .435 | .335 | 4 |
| 2016 | Midland (AA) | .267 | 120 | 483 | 63 | 129 | 29 | 5 | 5 | 59 | 1 | 1 | 4 | 26 | 82 | 18 | 6 | .379 | .309 | 4 |
| Minor League Totals | | .284 | 225 | 891 | 125 | 259 | 48 | 9 | 11 | 109 | 4 | 6 | 5 | 61 | 153 | 37 | 13 | .395 | .331 | 11 |

CODY ALLEN STULL

LHP

Born: Fort Wayne, Indiana, March 23, 1992; **Home:** Matthews, North Carolina

Bats: Left; **Throws:** Left; **Height:** 6-1; **Weight:** 176

Obtained: Selected in the 29th round of the 2014 First-Year Player Draft

Graduated from Grace Academy (NC)...attended Belmont Abbey College...signed by Neil Avent...tied for eighth among A's minor leaguers with six saves in 2016.

| Year | Club | W | L | ERA | G | GS | CG | SHO | SV | IP | H | R | ER | HR | HB | BB | IBB | SO | WP | BK |
|----------------------------|-----------------|----------|----------|-------------|-----------|----------|----------|----------|----------|--------------|------------|-----------|-----------|----------|----------|-----------|----------|------------|-----------|----------|
| 2014 | AZL A's (R) | 1 | 0 | 1.47 | 14 | 1 | 0 | 0 | 2 | 18.1 | 12 | 5 | 3 | 0 | 1 | 8 | 0 | 27 | 3 | 0 |
| 2015 | Beloit (A) | 3 | 4 | 5.00 | 43 | 0 | 0 | 0 | 1 | 68.1 | 68 | 46 | 38 | 4 | 4 | 23 | 0 | 60 | 6 | 0 |
| 2016 | Stockton (A) | 3 | 2 | 1.46 | 36 | 0 | 0 | 0 | 6 | 55.2 | 48 | 21 | 9 | 2 | 2 | 11 | 0 | 63 | 3 | 0 |
| | Midland (AA) | 0 | 0 | 0.00 | 1 | 0 | 0 | 0 | 0 | 2.0 | 4 | 0 | 0 | 0 | 0 | 1 | 0 | 1 | 0 | 0 |
| | Nashville (AAA) | 0 | 0 | 4.50 | 2 | 0 | 0 | 0 | 0 | 4.0 | 4 | 2 | 2 | 1 | 0 | 2 | 0 | 1 | 0 | 0 |
| Minor League Totals | | 7 | 6 | 3.16 | 96 | 1 | 0 | 0 | 9 | 148.1 | 136 | 74 | 52 | 7 | 7 | 45 | 0 | 152 | 12 | 0 |

BRETT MAYNARD SUNDE

C

Born: Royal Oak, Michigan, August 24, 1994; **Home:** Royal Oak, Michigan

Bats: Right; **Throws:** Right; **Height:** 5-11; **Weight:** 202

Obtained: Selected in the 18th round of the 2015 First-Year Player Draft

Graduated from Bishop Foley HS (MI)...played collegiately at Western Michigan...signed by Rich Sparks...originally drafted by the A's in the 35th round of the 2012 draft but did not sign.

| Year | Club | AVG. | G | AB | R | H | 2B | 3B | HR | RBI | SH | SF | HP | BB | SO | SB | CS | SLG | OBP | E |
|----------------------------|-------------|-------------|-----------|------------|----------|-----------|----------|----------|----------|----------|----------|----------|----------|-----------|-----------|----------|----------|-------------|-------------|----------|
| 2015 | AZL A's (R) | .196 | 18 | 51 | 2 | 10 | 4 | 0 | 0 | 0 | 0 | 0 | 2 | 2 | 12 | 0 | 0 | .275 | .255 | 3 |
| 2016 | Vermont (A) | .250 | 27 | 80 | 7 | 20 | 2 | 1 | 0 | 5 | 2 | 1 | 1 | 8 | 23 | 0 | 1 | .300 | .322 | 2 |
| Minor League Totals | | .229 | 45 | 131 | 9 | 30 | 6 | 1 | 0 | 5 | 2 | 1 | 3 | 10 | 35 | 0 | 1 | .290 | .297 | 5 |

SKYLAR AUSTIN SZYNSKI

RHP

Born: South Bend, Indiana, July 14, 1997; **Home:** Granger, Indiana

Bats: Left; **Throws:** Right; **Height:** 6-1; **Weight:** 195

Obtained: Selected in the fourth round of the 2016 First-Year Player Draft

Graduated from Penn HS (IN)...signed by Rich Sparks.

| Year | Club | W | L | ERA | G | GS | CG | SHO | SV | IP | H | R | ER | HR | HB | BB | IBB | SO | WP | BK |
|----------------------------|-------------|----------|----------|-------------|----------|----------|----------|----------|----------|-------------|-----------|-----------|-----------|----------|----------|----------|----------|----------|----------|----------|
| 2016 | AZL A's (R) | 0 | 3 | 8.10 | 7 | 7 | 0 | 0 | 0 | 13.1 | 16 | 14 | 12 | 1 | 1 | 4 | 0 | 8 | 5 | 0 |
| Minor League Totals | | 0 | 3 | 8.10 | 7 | 7 | 0 | 0 | 0 | 13.1 | 16 | 14 | 12 | 1 | 1 | 4 | 0 | 8 | 5 | 0 |

JORDAN TARSOVICH

IF

Born: Richmond, Virginia, June 20, 1991; **Home:** Midlothian, Virginia

Bats: Right; **Throws:** Right; **Height:** 5-10; **Weight:** 180

Obtained: Acquired from the Los Angeles Dodgers for outfielder Brett Eibner, January 25, 2017

Graduated from Trinity (VA) High School...earned 2nd Team All-State and First Team All-Conference honors in 2010 at Trinity...attended Virginia Military Institute...earned 1st Team All-SoCon and ECAC All-Star honors as a freshman at VMI...was originally selected by Los Angeles (NL) in the 22nd round of the 2015 First-Year Player Draft...was signed by Dodgers scout Clair Rierson

| Year | Club | AVG. | G | AB | R | H | 2B | 3B | HR | RBI | SH | SF | HP | BB | SO | SB | CS | SLG | OBP | E |
|----------------------------|----------------------|-------------|------------|------------|-----------|-----------|-----------|----------|-----------|-----------|----------|----------|----------|-----------|-----------|----------|----------|-------------|-------------|-----------|
| 2015 | AZL Dodgers (R) | .286 | 4 | 14 | 2 | 4 | 0 | 0 | 0 | 0 | 0 | 0 | 0 | 0 | 2 | 0 | 0 | .286 | .286 | 1 |
| | Ogden (R) | .264 | 16 | 53 | 11 | 14 | 3 | 0 | 2 | 10 | 1 | 1 | 2 | 11 | 11 | 0 | 0 | .434 | .403 | 3 |
| | Great Lakes (A) | .269 | 17 | 67 | 13 | 18 | 2 | 0 | 1 | 8 | 0 | 1 | 2 | 7 | 17 | 2 | 1 | .343 | .351 | 6 |
| 2016 | Rancho Cucamonga (A) | .223 | 31 | 103 | 13 | 23 | 1 | 2 | 5 | 16 | 0 | 1 | 3 | 13 | 30 | 1 | 2 | .417 | .325 | 2 |
| | Tulsa (AA) | .219 | 59 | 169 | 23 | 37 | 9 | 0 | 4 | 16 | 1 | 1 | 1 | 26 | 32 | 6 | 2 | .343 | .325 | 13 |
| Minor League Totals | | .236 | 127 | 406 | 62 | 96 | 15 | 2 | 12 | 50 | 2 | 4 | 8 | 57 | 92 | 9 | 5 | .372 | .339 | 25 |

BEAU RITCHIE TAYLOR

C

Born: Rockledge, Florida, February 13, 1990; **Home:** Rockledge, Florida

Bats: Left; **Throws:** Right; **Height:** 5-11; **Weight:** 203

Obtained: Selected in the fifth round of the 2011 First-Year Player Draft

Graduated from Rockledge HS (FL)...attended the University of Central Florida, where he was a Louisville Slugger/Collegiate Baseball Freshman All-America selection...signed by Trevor Schaffer...in 2012, ranked fourth among A's farmhands in batting (.292) and sixth in on-base percentage (.372)...in 2016, had a breakout year in which he was named to the Texas League Midseason and Postseason All-Star teams...led all A's farmhands in on-base percentage and ranked seventh in batting average.

Organizational Players, continued

| Year | Club | AVG. | G | AB | R | H | 2B | 3B | HR | RBI | SH | SF | HP | BB | SO | SB | CS | SLG | OBP | E |
|----------------------------|----------------|-------------|------------|-------------|------------|------------|-----------|----------|-----------|------------|----------|-----------|-----------|------------|------------|----------|----------|-------------|-------------|-----------|
| 2011 | Vermont (A) | .111 | 5 | 18 | 1 | 2 | 0 | 0 | 0 | 1 | 0 | 0 | 0 | 0 | 4 | 0 | 0 | .111 | .111 | 1 |
| | Burlington (A) | .293 | 43 | 147 | 16 | 43 | 7 | 2 | 0 | 17 | 1 | 1 | 0 | 18 | 34 | 1 | 3 | .367 | .367 | 4 |
| 2012 | Stockton (A) | .328 | 52 | 195 | 25 | 64 | 10 | 2 | 3 | 34 | 0 | 2 | 1 | 28 | 29 | 0 | 2 | .446 | .412 | 8 |
| | Midland (AA) | .233 | 36 | 120 | 13 | 28 | 5 | 0 | 0 | 10 | 1 | 0 | 1 | 11 | 36 | 0 | 0 | .275 | .303 | 0 |
| 2013 | Midland (AA) | .191 | 76 | 267 | 21 | 51 | 11 | 0 | 3 | 32 | 1 | 3 | 2 | 33 | 71 | 1 | 0 | .266 | .282 | 5 |
| 2014 | Stockton (A) | .333 | 32 | 114 | 21 | 38 | 10 | 0 | 5 | 27 | 0 | 2 | 0 | 22 | 33 | 0 | 0 | .553 | .435 | 1 |
| | Midland (AA) | .239 | 63 | 209 | 22 | 50 | 15 | 0 | 3 | 26 | 2 | 1 | 1 | 23 | 61 | 1 | 1 | .354 | .316 | 3 |
| 2015 | Stockton (A) | .214 | 68 | 238 | 27 | 51 | 11 | 1 | 4 | 28 | 0 | 1 | 3 | 34 | 63 | 2 | 1 | .319 | .319 | 2 |
| | Midland (AA) | .259 | 16 | 58 | 11 | 15 | 2 | 0 | 2 | 11 | 0 | 1 | 0 | 7 | 11 | 0 | 0 | .397 | .333 | 0 |
| 2016 | Midland (AA) | .280 | 95 | 339 | 50 | 95 | 25 | 0 | 5 | 53 | 1 | 3 | 4 | 54 | 86 | 1 | 1 | .398 | .383 | 7 |
| Minor League Totals | | .256 | 487 | 1705 | 207 | 437 | 96 | 5 | 25 | 239 | 6 | 14 | 12 | 230 | 428 | 6 | 8 | .362 | .346 | 31 |

JAMES DAWSON TERRELL III

OF

Born: Walnut Creek, California, January 10, 1997; **Home:** Fairfield, California

Bats: Right; **Throws:** Right; **Height:** 5-11; **Weight:** 163

Obtained: Selected in the 11th round of the 2015 First-Year Player Draft

Graduated from St. Patrick-St. Vincent HS (CA)...signed by Jermaine Clark...had signed to play collegiately at Fresno State but began his professional career instead.

| Year | Club | AVG. | G | AB | R | H | 2B | 3B | HR | RBI | SH | SF | HP | BB | SO | SB | CS | SLG | OBP | E |
|----------------------------|-------------|-------------|-----------|------------|-----------|-----------|----------|----------|----------|-----------|----------|----------|----------|-----------|-----------|----------|----------|-------------|-------------|----------|
| 2015 | AZL A's (R) | .153 | 21 | 72 | 11 | 11 | 1 | 1 | 0 | 5 | 0 | 1 | 1 | 14 | 30 | 2 | 3 | .194 | .295 | 1 |
| 2016 | AZL A's (R) | .200 | 14 | 50 | 8 | 10 | 3 | 4 | 0 | 8 | 1 | 1 | 2 | 3 | 13 | 0 | 1 | .420 | .268 | 2 |
| | Vermont (A) | .220 | 26 | 91 | 8 | 20 | 2 | 0 | 1 | 6 | 2 | 0 | 2 | 4 | 39 | 3 | 0 | .275 | .268 | 0 |
| Minor League Totals | | .192 | 61 | 213 | 27 | 41 | 6 | 5 | 1 | 19 | 3 | 2 | 5 | 21 | 82 | 5 | 4 | .282 | .278 | 3 |

COLLIN AKIRA THEROUX

C

Born: San Mateo, California, March 10, 1994; **Home:** San Mateo, California

Bats: Right; **Throws:** Right; **Height:** 6-2; **Weight:** 220

Obtained: Selected in the 32nd round of the 2016 First-Year Player Draft

Graduated from Junipero Serra HS (CA)...started his collegiate career at San Joaquin Delta College before transferring to Oklahoma State...signed by Al Skorupa...originally drafted in the 33rd round of the 2015 draft by Minnesota but did not sign.

| Year | Club | AVG. | G | AB | R | H | 2B | 3B | HR | RBI | SH | SF | HP | BB | SO | SB | CS | SLG | OBP | E |
|----------------------------|-------------|-------------|-----------|-----------|----------|----------|----------|----------|----------|----------|----------|----------|----------|----------|-----------|----------|----------|-------------|-------------|----------|
| 2016 | AZL A's (R) | .156 | 11 | 32 | 4 | 5 | 4 | 0 | 0 | 4 | 0 | 0 | 3 | 4 | 14 | 0 | 0 | .281 | .308 | 0 |
| | Beloit (A) | .000 | 7 | 21 | 0 | 0 | 0 | 0 | 0 | 0 | 0 | 0 | 0 | 2 | 15 | 1 | 0 | .000 | .087 | 2 |
| Minor League Totals | | .094 | 18 | 53 | 4 | 5 | 4 | 0 | 0 | 4 | 0 | 0 | 3 | 6 | 29 | 1 | 0 | .170 | .226 | 2 |

CASEY LEE THOMAS

INF

Born: Kansas City, Missouri, March 16, 1993; **Home:** Phoenix, Arizona

Bats: Right; **Throws:** Right; **Height:** 5-10; **Weight:** 160

Obtained: Selected in the 34th round of the 2016 First-Year Player Draft

Began collegiate career at Gateway JC before transferring to Texas A&M-Corpus Christi after two seasons...signed by Armann Brown...originally drafted in the 41st round of the 2011 draft by the Dodgers but did not sign.

| Year | Club | AVG. | G | AB | R | H | 2B | 3B | HR | RBI | SH | SF | HP | BB | SO | SB | CS | SLG | OBP | E |
|----------------------------|-------------|-------------|-----------|------------|-----------|-----------|----------|----------|----------|-----------|----------|----------|----------|----------|-----------|----------|----------|-------------|-------------|-----------|
| 2016 | AZL A's (R) | .258 | 37 | 120 | 15 | 31 | 2 | 0 | 0 | 18 | 3 | 2 | 2 | 6 | 25 | 3 | 0 | .275 | .300 | 10 |
| Minor League Totals | | .258 | 37 | 120 | 15 | 31 | 2 | 0 | 0 | 18 | 3 | 2 | 2 | 6 | 25 | 3 | 0 | .275 | .300 | 10 |

ANDREW WEBER TOMASOVICH

LHP

Born: Charlotte, North Carolina, September 24, 1993; **Home:** Tega Cay, South Carolina

Bats: Left; **Throws:** Left; **Height:** 6-3; **Weight:** 205

Obtained: Selected in the 21st round of the 2015 First-Year Player Draft

Graduated from Fort Mill HS (SC)...played collegiately at Charleston Southern...signed by Neil Avent.

| Year | Club | W | L | ERA | G | GS | CG | SHO | SV | IP | H | R | ER | HR | HB | BB | IBB | SO | WP | BK |
|----------------------------|-------------|----------|----------|-------------|-----------|----------|----------|----------|----------|-------------|-----------|-----------|-----------|----------|----------|-----------|----------|-----------|-----------|----------|
| 2015 | AZL A's (R) | 0 | 0 | 2.45 | 3 | 0 | 0 | 0 | 0 | 3.2 | 3 | 1 | 1 | 0 | 0 | 2 | 0 | 3 | 1 | 0 |
| | Vermont (A) | 0 | 0 | 2.21 | 12 | 0 | 0 | 0 | 1 | 20.1 | 14 | 6 | 5 | 1 | 1 | 7 | 0 | 17 | 1 | 0 |
| 2016 | Beloit (A) | 2 | 2 | 5.67 | 33 | 0 | 0 | 0 | 1 | 39.2 | 39 | 30 | 25 | 1 | 7 | 26 | 0 | 50 | 8 | 0 |
| Minor League Totals | | 2 | 2 | 4.38 | 48 | 0 | 0 | 0 | 2 | 63.2 | 56 | 37 | 31 | 2 | 8 | 35 | 0 | 70 | 10 | 0 |

OSCAR EDUARDO TOVAR (MOTA)

RHP

Born: Puerto La Cruz, Venezuela, March 19, 1998; **Home:** Caicara de Maturin, Venezuela

Bats: Right; **Throws:** Right; **Height:** 6-1; **Weight:** 160

Obtained: Signed as a non-drafted free agent, July 18, 2014

Signed by JC De La Cruz, Amauris Reyes and Pablo Marmol.

| Year | Club | W | L | ERA | G | GS | CG | SHO | SV | IP | H | R | ER | HR | HB | BB | IBB | SO | WP | BK |
|----------------------------|-------------|----------|----------|-------------|-----------|-----------|----------|----------|----------|-------------|-----------|-----------|-----------|----------|----------|-----------|----------|-----------|-----------|----------|
| 2015 | DSL A's (R) | 3 | 5 | 2.60 | 13 | 11 | 0 | 0 | 0 | 55.1 | 35 | 25 | 16 | 0 | 6 | 22 | 0 | 26 | 8 | 0 |
| 2016 | AZL A's (R) | 3 | 2 | 3.56 | 10 | 5 | 0 | 0 | 0 | 43.0 | 41 | 20 | 17 | 0 | 3 | 17 | 0 | 31 | 8 | 1 |
| Minor League Totals | | 6 | 7 | 3.02 | 23 | 16 | 0 | 0 | 0 | 98.1 | 76 | 45 | 33 | 0 | 9 | 39 | 0 | 57 | 16 | 1 |

LOUIS ALBERT TRIVINO

RHP

Goes by "Lou"

Born: Sellersville, Pennsylvania, October 1, 1991; **Home:** Green Lane, Pennsylvania

Bats: Right; **Throws:** Right; **Height:** 6-5; **Weight:** 240

Obtained: Selected in the 11th round of the 2013 First-Year Player Draft

Graduated from Upper Bucks Christian HS (PA)...attended Slippery Rock University...signed by Matt Higginson...posted a career 19-8 record with a 1.95 ERA in three seasons at Slippery Rock, including 14 complete games...in 2014, finished seventh among A's farmhands in innings pitched and eighth in strikeouts...in 2015, tied for third among A's farmhands with 10 wins.

| Year | Club | W | L | ERA | G | GS | CG | SHO | SV | IP | H | R | ER | HR | HB | BB | IBB | SO | WP | BK |
|----------------------------|--------------|-----------|-----------|-------------|------------|-----------|----------|----------|----------|--------------|------------|------------|------------|-----------|-----------|------------|----------|------------|-----------|----------|
| 2013 | Vermont (A) | 3 | 4 | 3.12 | 14 | 10 | 0 | 0 | 0 | 60.2 | 53 | 31 | 21 | 2 | 8 | 20 | 0 | 47 | 2 | 0 |
| 2014 | Beloit (A) | 7 | 11 | 5.28 | 27 | 26 | 0 | 0 | 0 | 139.2 | 160 | 93 | 82 | 10 | 10 | 43 | 2 | 95 | 12 | 0 |
| 2015 | Stockton (A) | 10 | 5 | 3.91 | 32 | 9 | 0 | 0 | 0 | 89.2 | 70 | 45 | 39 | 5 | 1 | 44 | 1 | 78 | 11 | 2 |
| 2016 | Stockton (A) | 1 | 3 | 3.02 | 33 | 0 | 0 | 0 | 2 | 41.2 | 38 | 19 | 14 | 0 | 6 | 18 | 1 | 49 | 7 | 0 |
| | Midland (AA) | 1 | 1 | 2.45 | 12 | 0 | 0 | 0 | 1 | 18.1 | 14 | 7 | 5 | 1 | 0 | 7 | 2 | 12 | 1 | 0 |
| Minor League Totals | | 22 | 24 | 4.14 | 118 | 45 | 0 | 0 | 3 | 349.2 | 335 | 195 | 161 | 18 | 25 | 132 | 6 | 281 | 33 | 2 |

BRETT JAMES VERTIGAN

OF

Born: Long Beach, California, August 21, 1990; **Home:** Garden Grove, California

Bats: Left; **Throws:** Left; **Height:** 5-9; **Weight:** 168

Obtained: Selected in the 10th round of the 2012 First-Year Player Draft

Attended UC Santa Barbara...earned All-Big West honors in 2012 with a league-leading .381 batting average, nine triples and 17 stolen bases...signed by JT Stotts...his 21 stolen bases in 2013 were tied for fourth among A's farmhands...also tied for eighth in triples...in 2015, was in the Top 10 among A's farmhands in nearly all major offensive categories: first in runs (98) and stolen bases (30), second in hits (157), third in walks (68), fourth in on-base percentage (.365), tied for fourth in triples (7), and eighth in hitting (.288)...in 2016, tied for eighth with 14 stolen bases.

| Year | Club | AVG. | G | AB | R | H | 2B | 3B | HR | RBI | SH | SF | HP | BB | SO | SB | CS | SLG | OBP | E |
|----------------------------|--------------|-------------|------------|-------------|------------|------------|-----------|-----------|----------|------------|-----------|-----------|-----------|------------|------------|-----------|-----------|-------------|-------------|-----------|
| 2012 | Vermont (A) | .266 | 67 | 256 | 34 | 68 | 15 | 5 | 1 | 15 | 6 | 2 | 5 | 24 | 31 | 12 | 5 | .375 | .338 | 3 |
| 2013 | Beloit (A) | .243 | 123 | 436 | 65 | 106 | 24 | 5 | 0 | 27 | 10 | 4 | 6 | 55 | 64 | 21 | 6 | .321 | .333 | 4 |
| 2014 | Vermont (A) | .265 | 47 | 151 | 23 | 40 | 8 | 2 | 1 | 12 | 3 | 1 | 1 | 9 | 16 | 6 | 2 | .364 | .309 | 1 |
| 2015 | Beloit (A) | .293 | 26 | 92 | 18 | 27 | 4 | 0 | 0 | 7 | 1 | 1 | 0 | 21 | 15 | 6 | 1 | .337 | .421 | 1 |
| | Stockton (A) | .286 | 111 | 454 | 80 | 130 | 23 | 7 | 4 | 48 | 6 | 4 | 1 | 47 | 76 | 24 | 8 | .394 | .352 | 1 |
| 2016 | Midland (AA) | .246 | 110 | 415 | 47 | 102 | 19 | 2 | 2 | 25 | 3 | 2 | 2 | 40 | 90 | 14 | 1 | .316 | .314 | 3 |
| Minor League Totals | | .262 | 484 | 1804 | 267 | 473 | 93 | 21 | 8 | 134 | 29 | 14 | 15 | 196 | 292 | 83 | 23 | .350 | .337 | 13 |

JOSHUA LOGAN VIDALES

INF

Goes by "Josh"

Born: Houston, Texas, August 6, 1993; **Home:** Deer Park, Texas

Bats: Switch; **Throws:** Right; **Height:** 5-8; **Weight:** 165

Obtained: Selected in the 28th round of the 2016 First-Year Player Draft

Graduated from La Porte HS (TX)...played collegiately at Houston, where he was named Second Team All-American Athletic Conference as a junior in 2015...signed by Armann Brown.

Organizational Players, continued

| Year | Club | AVG. | G | AB | R | H | 2B | 3B | HR | RBI | SH | SF | HP | BB | SO | SB | CS | SLG | OBP | E |
|----------------------------|-------------|-------------|-----------|------------|-----------|-----------|-----------|----------|----------|-----------|----------|----------|----------|-----------|-----------|----------|----------|-------------|-------------|----------|
| 2016 | AZL A's (R) | .345 | 41 | 148 | 27 | 51 | 15 | 3 | 1 | 27 | 1 | 1 | 5 | 20 | 16 | 5 | 1 | .507 | .437 | 2 |
| Minor League Totals | | .345 | 41 | 148 | 27 | 51 | 15 | 3 | 1 | 27 | 1 | 1 | 5 | 20 | 16 | 5 | 1 | .507 | .437 | 2 |

JOSEPH SAMUEL WAGMAN

RHP

Goes by "Joey"

Born: Walnut Creek, California, July 25, 1991; **Home:** San Ramon, California

Bats: Left; **Throws:** Right; **Height:** 5-11; **Weight:** 194

Obtained: Signed as a free agent to a minor league contract, July 30, 2014

Graduated from Monte Vista HS (CA)...attended Cal Poly-San Luis Obispo...originally drafted in the 17th round of the 2013 draft by Chicago (AL) but was released by the White Sox on April 9, 2014...in 2015, finished tied for fifth among minor leaguers with nine wins and eighth with a 4.44 ERA.

| Year | Club | W | L | ERA | G | GS | CG | SHO | SV | IP | H | R | ER | HR | HB | BB | IBB | SO | WP | BK |
|----------------------------|-----------------|-----------|-----------|-------------|-----------|-----------|----------|----------|--------------|------------|------------|------------|-----------|-----------|-----------|----------|------------|-----------|----------|----|
| 2013 | Great Falls (R) | 1 | 0 | 3.57 | 16 | 0 | 0 | 2 | 22.2 | 23 | 9 | 9 | 0 | 2 | 7 | 0 | 28 | 2 | 0 | |
| 2014 | Beloit (A) | 2 | 2 | 5.13 | 6 | 6 | 0 | 0 | 26.1 | 26 | 15 | 15 | 2 | 2 | 7 | 0 | 31 | 1 | 0 | |
| 2015 | Beloit (A) | 8 | 4 | 3.91 | 24 | 15 | 0 | 1 | 89.2 | 94 | 46 | 39 | 5 | 2 | 17 | 0 | 75 | 8 | 1 | |
| | Stockton (A) | 0 | 2 | 13.50 | 3 | 0 | 0 | 0 | 6.2 | 12 | 10 | 10 | 2 | 1 | 1 | 0 | 3 | 0 | 0 | |
| | Midland (AA) | 1 | 0 | 1.80 | 1 | 1 | 0 | 0 | 5.0 | 3 | 1 | 1 | 0 | 0 | 2 | 0 | 3 | 0 | 0 | |
| 2016 | Stockton (A) | 4 | 6 | 3.67 | 33 | 2 | 0 | 2 | 76.0 | 80 | 42 | 31 | 4 | 3 | 21 | 2 | 78 | 6 | 0 | |
| | Midland (AA) | 1 | 1 | 6.38 | 4 | 4 | 0 | 0 | 18.1 | 28 | 15 | 13 | 1 | 0 | 4 | 0 | 9 | 2 | 0 | |
| Minor League Totals | | 17 | 15 | 4.34 | 87 | 28 | 0 | 0 | 524.2 | 266 | 138 | 118 | 14 | 10 | 59 | 2 | 227 | 19 | 1 | |

COREY JAMES WALTER

RHP

Born: Wheeling, West Virginia, August 11, 1992; **Home:** Wheeling, West Virginia

Bats: Right; **Throws:** Right; **Height:** 6-1; **Weight:** 210

Obtained: Selected in the 28th round of the 2014 First-Year Player Draft

Graduated from Wheeling Park HS (WV)...attended West Virginia University...signed by Neil Avent...in 2015, led Stockton pitchers with a 1.42 ERA (min. 50 ip)...in 2016, finished third among A's farmhands in ERA in his first season as a starter and was named a Texas League Midseason All-Star.

| Year | Club | W | L | ERA | G | GS | CG | SHO | SV | IP | H | R | ER | HR | HB | BB | IBB | SO | WP | BK |
|----------------------------|--------------|----------|----------|-------------|-----------|-----------|----------|----------|--------------|------------|-----------|-----------|----------|----------|-----------|----------|------------|----------|----------|----|
| 2014 | AZL A's (R) | 0 | 0 | 0.00 | 4 | 0 | 0 | 0 | 0 | 6.2 | 2 | 2 | 0 | 0 | 0 | 3 | 0 | 7 | 2 | 0 |
| | Vermont (A) | 2 | 1 | 3.10 | 17 | 0 | 0 | 0 | 20.1 | 16 | 7 | 7 | 0 | 2 | 8 | 0 | 20 | 0 | 1 | |
| 2015 | Stockton (A) | 1 | 2 | 1.42 | 45 | 0 | 0 | 0 | 85.0 | 40 | 16 | 9 | 1 | 1 | 15 | 1 | 46 | 1 | 0 | |
| 2016 | Midland (AA) | 3 | 2 | 2.15 | 29 | 16 | 0 | 1 | 100.1 | 91 | 32 | 24 | 2 | 5 | 15 | 0 | 54 | 4 | 0 | |
| Minor League Totals | | 6 | 5 | 1.95 | 95 | 16 | 0 | 0 | 918.1 | 149 | 57 | 40 | 3 | 8 | 41 | 1 | 127 | 7 | 1 | |

SKYLER SHANE WEBER

C

Born: Duluth, Georgia, June 6, 1995; **Home:** Gainesville, Georgia

Bats: Left; **Throws:** Right; **Height:** 5-9; **Weight:** 180

Obtained: Selected in the 18th round of the 2016 First-Year Player Draft

Graduated from Gainesville HS (GA)...played collegiately at Georgia...signed by Jemel Spearman.

| Year | Club | AVG. | G | AB | R | H | 2B | 3B | HR | RBI | SH | SF | HP | BB | SO | SB | CS | SLG | OBP | E |
|----------------------------|-------------|-------------|-----------|-----------|----------|-----------|----------|----------|----------|----------|----------|----------|----------|----------|-----------|----------|----------|-------------|-------------|----------|
| 2016 | AZL A's (R) | .173 | 22 | 75 | 7 | 13 | 2 | 0 | 0 | 4 | 0 | 0 | 0 | 6 | 14 | 5 | 0 | .200 | .235 | 3 |
| Minor League Totals | | .173 | 22 | 75 | 7 | 13 | 2 | 0 | 0 | 4 | 0 | 0 | 0 | 6 | 14 | 5 | 0 | .200 | .235 | 3 |

JEFFREY BENJAMIN WENDELKEN

RHP

Goes by "J.B."

Born: Savannah, Georgia, March 24, 1993; **Home:** Guyton, Georgia

Bats: Right; **Throws:** Right; **Height:** 6-1; **Weight:** 240

Obtained: Acquired from Chicago (AL) with Zack Erwin for Brett Lawrie, December 9, 2015

Originally drafted by Boston in the 13th round of the 2012 draft after one season at Middle Georgia College...was traded to Chicago (AL) on July 30, 2013, with Avisail Garcia, Cleuluis Rondon, and Frankie Montas for Jake Peavy...made his Major League debut with the A's on May 8, 2016.

| Year | Club | W | L | ERA | G | GS | CG | SHO | SV | IP | H | R | ER | HR | HB | BB | IBB | SO | WP | BK |
|----------------------------|-------------------|-----------|-----------|-------------|------------|-----------|----------|----------|-----------|--------------|------------|------------|------------|-----------|-----------|------------|----------|------------|-----------|----------|
| 2012 | GCL Red Sox (R) | 2 | 0 | 1.27 | 13 | 0 | 0 | 0 | 2 | 21.1 | 11 | 3 | 3 | 0 | 0 | 3 | 0 | 28 | 0 | 1 |
| 2013 | Greenville (A) | 2 | 0 | 2.77 | 27 | 0 | 0 | 0 | 10 | 65.0 | 59 | 20 | 20 | 4 | 3 | 20 | 0 | 54 | 6 | 2 |
| | Kannapolis (A) | 0 | 1 | 9.64 | 3 | 0 | 0 | 0 | 2 | 4.2 | 8 | 5 | 5 | 0 | 0 | 1 | 0 | 8 | 1 | 0 |
| | Winston-Salem (A) | 0 | 1 | 4.82 | 6 | 0 | 0 | 0 | 0 | 9.1 | 12 | 6 | 5 | 1 | 0 | 7 | 0 | 16 | 3 | 0 |
| 2014 | Winston-Salem (A) | 7 | 10 | 5.25 | 27 | 27 | 1 | 0 | 0 | 145.2 | 181 | 105 | 85 | 15 | 5 | 33 | 0 | 129 | 4 | 0 |
| 2015 | Birmingham (AA) | 6 | 2 | 2.72 | 27 | 0 | 0 | 0 | 5 | 43.0 | 36 | 14 | 13 | 4 | 0 | 11 | 0 | 56 | 0 | 0 |
| | Charlotte (AAA) | 0 | 0 | 4.50 | 12 | 0 | 0 | 0 | 0 | 16.0 | 14 | 11 | 8 | 2 | 0 | 5 | 0 | 13 | 0 | 0 |
| 2016 | Nashville (AAA) | 1 | 4 | 4.11 | 39 | 0 | 0 | 0 | 5 | 46.0 | 48 | 25 | 21 | 5 | 4 | 26 | 2 | 65 | 5 | 0 |
| | OAKLAND (MLB) | 0 | 0 | 9.95 | 8 | 0 | 0 | 0 | 0 | 12.2 | 18 | 15 | 14 | 3 | 0 | 9 | 0 | 12 | 2 | 0 |
| Minor League Totals | | 18 | 18 | 4.10 | 154 | 27 | 1 | 0 | 24 | 351.0 | 369 | 189 | 160 | 31 | 12 | 106 | 2 | 369 | 19 | 3 |
| Major League Totals | | 0 | 0 | 9.95 | 8 | 0 | 0 | 0 | 0 | 12.2 | 18 | 15 | 14 | 3 | 0 | 9 | 0 | 12 | 2 | 0 |

ELIJAH THOMAS WHITE

INF

Goes by "Eli"

Born: Greenville, South Carolina, June 26, 1994; **Home:** Piedmont, South Carolina

Bats: Right; **Throws:** Right; **Height:** 6-3; **Weight:** 195

Obtained: Selected in the 11th round of the 2016 First-Year Player Draft

Graduated from Wren HS (SC), where he was all-state his senior year (2013)...played collegiately at Clemson...signed by Neil Avent...previously drafted in the 26th round of the 2013 draft by Cincinnati and the 37th round of the 2015 draft by Pittsburgh, but did not sign...in his first professional season, was named a New York-Penn League Midseason All-Star...was named NYPL Player of the Week for the week of July 25-31, 2016.

| Year | Club | AVG. | G | AB | R | H | 2B | 3B | HR | RBI | SH | SF | HP | BB | SO | SB | CS | SLG | OBP | E |
|----------------------------|-------------|-------------|-----------|------------|-----------|-----------|-----------|----------|----------|-----------|----------|----------|----------|-----------|-----------|-----------|----------|-------------|-------------|-----------|
| 2016 | AZL A's (R) | .000 | 1 | 3 | 0 | 0 | 0 | 0 | 0 | 0 | 0 | 0 | 0 | 0 | 0 | 0 | 0 | .000 | .000 | 2 |
| | Vermont (A) | .279 | 64 | 233 | 31 | 65 | 11 | 1 | 2 | 25 | 0 | 6 | 2 | 26 | 65 | 12 | 3 | .361 | .348 | 12 |
| Minor League Totals | | .275 | 65 | 236 | 31 | 65 | 11 | 1 | 2 | 25 | 0 | 6 | 2 | 26 | 65 | 12 | 3 | .356 | .344 | 14 |

MICHAEL JOHN WHITE III

IF

Goes by "Mikey"

Born: San Diego, California, September 3, 1993; **Home:** Birmingham, Alabama

Bats: Right; **Throws:** Right; **Height:** 5-11; **Weight:** 200

Obtained: Selected in the second round of the 2015 First-Year Player Draft

Graduated from Spain Park HS (AL), where he was named Mr. Baseball in the state of Alabama after his senior year (2012)...played collegiately at Alabama...started all 184 games played at shortstop during his three-year college career...signed by Kelcey Mucker...previously drafted by New York (NL) in the 343th round of the 2012 draft but did not sign.

| Year | Club | AVG. | G | AB | R | H | 2B | 3B | HR | RBI | SH | SF | HP | BB | SO | SB | CS | SLG | OBP | E |
|----------------------------|--------------|-------------|------------|------------|-----------|------------|-----------|----------|----------|-----------|----------|----------|-----------|-----------|------------|----------|----------|-------------|-------------|-----------|
| 2015 | Vermont (A) | .315 | 29 | 111 | 18 | 35 | 10 | 0 | 2 | 16 | 0 | 2 | 4 | 14 | 29 | 0 | 2 | .459 | .405 | 5 |
| | Beloit (A) | .200 | 35 | 130 | 16 | 26 | 5 | 0 | 1 | 12 | 0 | 0 | 5 | 10 | 30 | 0 | 1 | .262 | .283 | 7 |
| 2016 | Stockton (A) | .247 | 124 | 469 | 65 | 116 | 25 | 3 | 6 | 50 | 3 | 2 | 7 | 40 | 130 | 4 | 2 | .352 | .315 | 15 |
| Minor League Totals | | .249 | 188 | 710 | 99 | 177 | 40 | 3 | 9 | 78 | 3 | 4 | 16 | 64 | 189 | 4 | 5 | .352 | .324 | 27 |

TYLER RICHARD WILLMAN

RHP

Born: Oshkosh, Wisconsin, October 8, 1992; **Home:** Oshkosh, Wisconsin

Bats: Right; **Throws:** Right; **Height:** 6-5; **Weight:** 206

Obtained: Selected in the 12th round of the 2014 First-Year Player Draft

Graduated from West HS (WI)...attended Western Illinois University...signed by Kevin Mello...was First Team All-Summit League in 2014.

| Year | Club | W | L | ERA | G | GS | CG | SHO | SV | IP | H | R | ER | HR | HB | BB | IBB | SO | WP | BK |
|----------------------------|-------------|----------|----------|-------------|-----------|----------|----------|----------|----------|-------------|-----------|-----------|-----------|----------|----------|-----------|----------|-----------|-----------|----------|
| 2014 | AZL A's (R) | 0 | 2 | 5.85 | 12 | 0 | 0 | 0 | 0 | 20.0 | 19 | 13 | 13 | 0 | 1 | 11 | 0 | 24 | 0 | 0 |
| 2015 | AZL A's (R) | 0 | 0 | 2.25 | 8 | 0 | 0 | 0 | 0 | 8.0 | 7 | 3 | 2 | 0 | 3 | 2 | 0 | 6 | 2 | 0 |
| | Vermont (A) | 0 | 1 | 20.25 | 2 | 0 | 0 | 0 | 0 | 2.2 | 4 | 7 | 6 | 0 | 1 | 4 | 0 | 2 | 5 | 0 |
| 2016 | Vermont (A) | 1 | 0 | 0.00 | 2 | 0 | 0 | 0 | 0 | 2.2 | 0 | 0 | 0 | 0 | 0 | 0 | 0 | 2 | 0 | 0 |
| | Beloit (A) | 1 | 1 | 2.91 | 18 | 0 | 0 | 0 | 3 | 21.2 | 15 | 8 | 7 | 0 | 4 | 23 | 0 | 21 | 5 | 0 |
| Minor League Totals | | 2 | 4 | 4.58 | 42 | 0 | 0 | 0 | 3 | 55.0 | 45 | 31 | 28 | 0 | 9 | 40 | 0 | 55 | 12 | 0 |

Organizational Players, continued

JESUS GREGORIO ZAMBRANO (PEREZ)

RHP

Born: Valencia, Venezuela, August 23, 1996; **Home:** Valencia, Venezuela

Bats: Right; **Throws:** Right; **Height:** 5-10; **Weight:** 193

Obtained: Signed as a non-drafted free agent, August 24, 2012

Signed by Julio Franco and Juan Carlos Villanueva.

| Year | Club | W | L | ERA | G | GS | CG | SHO | SV | IP | H | R | ER | HR | HB | BB | IBB | SO | WP | BK |
|----------------------------|-----------------|-----------|-----------|-------------|-----------|-----------|----------|----------|----------|--------------|------------|------------|------------|-----------|-----------|-----------|----------|------------|-----------|----------|
| 2013 | DSL A's (R) | 2 | 6 | 4.40 | 14 | 14 | 1 | 0 | 0 | 61.1 | 62 | 34 | 30 | 4 | 4 | 12 | 0 | 48 | 9 | 1 |
| 2014 | AZL A's (R) | 6 | 3 | 4.33 | 14 | 12 | 0 | 0 | 0 | 70.2 | 66 | 41 | 34 | 3 | 5 | 18 | 0 | 63 | 8 | 0 |
| 2015 | AZL A's (R) | 1 | 4 | 5.52 | 13 | 4 | 0 | 0 | 1 | 44.0 | 66 | 30 | 27 | 0 | 1 | 9 | 0 | 31 | 4 | 3 |
| | Nashville (AAA) | 1 | 0 | 4.00 | 2 | 2 | 0 | 0 | 0 | 9.0 | 8 | 4 | 4 | 1 | 0 | 1 | 0 | 6 | 1 | 0 |
| 2016 | Vermont (A) | 2 | 2 | 3.83 | 16 | 7 | 0 | 0 | 0 | 49.1 | 54 | 27 | 21 | 3 | 1 | 18 | 0 | 28 | 4 | 0 |
| | Beloit (A) | 1 | 2 | 7.04 | 10 | 2 | 0 | 0 | 0 | 23.0 | 42 | 26 | 18 | 2 | 1 | 5 | 0 | 14 | 6 | 0 |
| Minor League Totals | | 13 | 17 | 4.69 | 69 | 41 | 1 | 0 | 1 | 257.1 | 298 | 162 | 134 | 13 | 12 | 63 | 0 | 190 | 32 | 4 |


ATHLETICS TRIPLE PLAYS

Turned (21; Philadelphia 12, Kansas City 1, Oakland 8)

| Date | Opponent | Fielders | Batter |
|-----------------|--------------------------|---|-----------------|
| Sept. 22, 1906 | at St. Louis | Shean to Nichols to Davis | Bobby Wallace |
| April 28, 1908 | vs. Washington | Davis to Murphy to Nichols | Jim Delahanty |
| July 30, 1909 | vs. Cleveland | Collins to Baker to Davis | George Stovall |
| May 16, 1913 | at Cleveland | Barry to Thomas to Baker to Houck to Barry to Collins to Baker to Oldring | Ivy Olson |
| July 28, 1914 | at Detroit | Walsh to Bush to Collins to McInnis to Schang | Bobby Veach |
| May 10, 1919 | at Boston | Dykes to Galloway to Griffin | Eddie Foster |
| Aug. 5, 1922 | at St. Louis | Galloway to Young to Hauser | George Sisler |
| Aug. 4, 1923 | vs. Detroit | Galloway to Scheer to Hauser | Ty Cobb |
| Sept. 16, 1926 | at St. Louis | Gray to Wambsganns to Poole | George Sisler |
| Sept. 5, 1927 | vs. Washington | Boley to Bishop to Dykes | Ossie Bluege |
| Sept. 25, 1946 | vs. Washington | Richmond to Grimes to Astroth to Richmond to Wallaesa | Cecil Travis |
| May 8, 1948 | vs. Chicago | Suder to Joost to Fain | Taffy Wright |
| Sept. 4, 1966 | vs. Boston | Campaneris to Green to Talton to Roof | Tony Conigliaro |
| May 7, 1979 | at Baltimore | Gross to Klutts to Revering | Gary Roenicke |
| June 19, 1979 | vs. Kansas City | Gross to Edwards to Revering | Al Cowens |
| June 23, 1979 | vs. Texas | Gross to Armas to Chalk to Armas | John Grubb |
| April 27, 1981 | vs. California | Picciolo to Revering | Don Baylor |
| July 18, 1983 | vs. Detroit | Peters to Phillips to Almon to Gross | John Wockenfuss |
| April 7, 1996 | vs. Detroit at Las Vegas | Young to Gates to Giambi to Steinbach | Bobby Higginson |
| May 29, 2000 | at New York | Velarde unassisted | Shane Spencer |
| August 21, 2012 | vs. Minnesota | Donaldson to Rosales to Carter | Trevor Plouffe |

Grounded Into (34; Philadelphia 23, Kansas City 3, Oakland 8)

| | |
|--|---|
| June 24, 1902 at Baltimore by Topsy Hartsel | April 27, 1935 vs. New York by Jimmie Foxx |
| May 5, 1903 at New York by Harry Davis | September 20, 1936 vs. Boston by Chubby Dean |
| August 18, 1903 at St. Louis by Lave Cross | April 26, 1937 at New York by Chubby Dean |
| May 19, 1911 at Detroit by Harry Davis | May 11, 1938 vs. St. Louis by Wally Moses |
| July 16, 1911 at St. Louis by Amos Strunk | June 11, 1946 vs. Chicago by Irv Hall |
| August 11, 1912 at Chicago by Jack Coombs | August 14, 1951 vs. Boston by Hank Majeski |
| April 29, 1914 vs. Washington by Jack Barry | August 3, 1955 vs. Baltimore by Art Ceccarelli |
| May 8, 1914 at Washington by Jack Lapp | May 16, 1957 at New York by Alex Kellner |
| July 24, 1915 at Cleveland by Nap Lajoie | July 23, 1960 at Washington by Whitey Herzog |
| August 23, 1917 at Detroit by Stuff McInnis | June 23, 1968 vs. Washington by Dave Duncan |
| September 5, 1919 vs. Boston by Terry Turner | July 7, 1973 at Baltimore by Gene Tenace |
| August 25, 1925 at Cleveland by Chick Galloway | August 8, 1977 at Texas by Manny Sanguillen |
| June 24, 1926 vs. Washington by Max Bishop | August 12, 1986 vs. Seattle by Carney Lansford |
| April 26, 1929 vs. New York by Sammy Hale | August 8, 1990 vs. Baltimore by Willie Randolph |
| September 21, 1931 vs. Detroit by Jimmie Dykes | May 14, 1994 at Kansas City by Geronimo Berroa |
| June 19, 1932 at St. Louis by Mule Haas | April 22, 2010 vs. New York (AL) by Kurt Suzuki |
| July 21, 1934 at Detroit by Charlie Berry | August 9, 2010 at Seattle by Mark Ellis |



2017 Ford C. Frick Award Winner Bill King.

MISCELLANEOUS

OAKLAND ALAMEDA COUNTY COLISEUM



In addition to serving as the home for the Oakland Athletics and Oakland Raiders, the Oakland Coliseum plays host to concerts, conventions and other large gatherings.

The A's have used the facility to their advantage over the years, posting a 840-618 (.576) home record over the last 18 seasons, which is fifth best in the majors. In 2003, the A's set an Oakland record for home wins as they finished with a 57-24 (.704) record in the Coliseum, marking the most home wins in franchise history since 1931 when the Philadelphia Athletics went 60-15 at home. In addition, two of the A's World Championships have been clinched on the Coliseum's turf. The Coliseum's sight lines, fine weather and sizable staging areas have all contributed to its popularity among performers, promoters and the Bay Area public.

The facility is conveniently located adjacent to I-880 with two exits (Hegenberger Road/66th Avenue) leading directly to the complex. Along with the Oracle Arena, which is located adjacently, it is the only major entertainment facility with a dedicated stop on the Bay Area Rapid Transit (BART) system. The Oakland International Airport is less than a two-mile drive from the Coliseum with shuttle service to several local hotels and restaurants.

In October of 1995, the Coliseum began a one-year, \$120 million renovation project that added 22,000 new seats, 90 luxury suites, two private clubs and two state-of-the-art scoreboards.

As part of the team's new 10-year lease arrangement prior to the 2015 season, an additional \$10 million in improvements was added, including the installation of new High Definition Video boards.

The first crowd filled the Oakland-Alameda County Coliseum on Sept. 8, 1966, when the AFL's Oakland Raiders played the Kansas City Chiefs. The adjacent arena celebrated its grand opening on Nov. 9, 1966, when the Oakland Seals met the San Diego Gulls in hockey. In the ensuing 49 years, the facility has hosted every conceivable event in the entertainment industry. Audiences numbering over 100 million have made the Coliseum and Arena the premier entertainment facilities in Northern California.

When the Miami Marlins opened a new ballpark in 2012, the Coliseum became the only stadium in the country that houses both a MLB and NFL team.

OAKLAND COLISEUM QUICK FACTS

Location: Adjacent to 880 freeway between Hegenberger Road and 66th Avenue
Seating Capacities: 35,067 (baseball); 56,063 (football); 70,000 (concerts)
Parking Capacity: 8500 slots
Ground Breaking: April 15, 1964
First Event: Oakland Raiders vs. Kansas City Chiefs, Sept. 8, 1966
First Baseball Game: Oakland A's vs. Baltimore Orioles, Apr. 17, 1968
Complex Area: 120 acres
Surface: Natural Grass
Elevation: 22' below sea level

STADIUM DIMENSIONS

| | |
|---|--|
| Left Field Line: 330 feet | Right Field Line: 330 feet |
| Straight Away Left Field: 367 feet | Straight Away Right Field: 367 feet |
| Left Center Field: 362 feet | Right Center Field: 362 feet |
| Left Center Power Alley: 388 feet | Right Center Power Alley: 388 feet |
| Straight Away Center Field: 400 feet | |
| Height of Wall: 8 feet down the lines and to center field; 15 feet in the alleys | |
| Distance Between First and Third Base to Bullpen Mounds: 100 feet | |
| Distance Between First and Third Base to Middle of Dugouts: 75 feet | |

COLISEUM ATTENDANCE RECORDS

YEARLY ATTENDANCE TOTALS

| Year | Home Dates | Total Home Attendance | Home Average | Single Game High-Home | Road Dates | Total Road Attendance | Road Average |
|-----------------------|-------------|-----------------------|---------------|-----------------------------------|-------------|-----------------------|---------------|
| 1968 | 78 | 837,466 | 10,737 | 47,233, Apr. 17 vs. Baltimore | 68 | 960,210 | 14,121 |
| 1969 | 72 | 778,232 | 10,809 | 35,243, May 10 vs. New York | 71 | 992,124 | 13,974 |
| 1970 | 77 | 778,355 | 10,109 | 48,758, June 6 vs. Detroit | 73 | 971,568 | 13,309 |
| 1971 | 73 | 914,993 | 12,534 | 42,970, May 22 vs. Minnesota | 70 | 1,222,741 | 17,468 |
| 1972 | 70 | 921,323 | 13,162 | 47,741, June 12 vs. Baltimore | 71 | 1,115,553 | 15,712 |
| 1973 | 79 | 1,000,763 | 12,668 | 47,570, Sept. 10 vs. Kansas City | 75 | 1,382,250 | 18,430 |
| 1974 | 76 | 845,693 | 11,128 | 47,570, July 8 vs. Cleveland | 77 | 1,526,630 | 19,826 |
| 1975 | 77 | 1,075,518 | 13,968 | 46,378, Aug. 11 vs. Boston | 72 | 1,436,383 | 19,950 |
| 1976 | 79 | 780,593 | 9,881 | 42,592, July 24 vs. Kansas City | 74 | 1,392,109 | 18,812 |
| 1977 | 72 | 495,412 | 6,881 | 32,346, May 16 vs. New York | 75 | 1,195,138 | 15,935 |
| 1978 | 72 | 526,999 | 7,319 | 36,463, June 5 vs. Boston | 76 | 1,381,142 | 18,173 |
| 1979 | 77 | 306,763 | 3,984 | 19,538, July 6 vs. New York | 80 | 1,393,196 | 17,415 |
| 1980 | 75 | 842,259 | 11,230 | 49,300, Aug. 25 vs. New York | 78 | 1,572,926 | 20,166 |
| 1981 | 51 | 1,311,761 | 25,721 | 48,592, May 3 vs. New York | 51 | 1,105,337 | 21,673 |
| 1982 | 78 | 1,735,489 | 22,250 | 48,348, Apr. 6 vs. California | 78 | 1,709,054 | 21,911 |
| 1983 | 77 | 1,294,941 | 16,817 | 45,413, July 4 vs. Texas | 76 | 1,557,202 | 20,490 |
| 1984 | 79 | 1,353,281 | 17,130 | 46,238, May 28 vs. Detroit | 79 | 1,565,597 | 19,818 |
| 1985 | 77 | 1,334,599 | 17,332 | 46,770, July 4 vs. Toronto | 80 | 1,666,480 | 20,831 |
| 1986 | 79 | 1,314,646 | 16,641 | 44,726, Apr. 8 vs. Minnesota | 78 | 1,614,837 | 20,703 |
| 1987 | 80 | 1,678,921 | 20,987 | 46,120, Apr. 10 vs. California | 81 | 1,910,731 | 23,836 |
| 1988 | 79 | 2,287,335 | 28,954 | 45,333, Apr. 4 vs. Seattle | 80 | 2,251,515 | 28,144 |
| 1989 | 81 | 2,667,225 | 32,929 | 46,163, Apr. 3 vs. Seattle | 80 | 2,283,228 | 28,540 |
| 1990 | 80 | 2,907,217 | 36,253 | 45,207, Apr. 9 vs. Minnesota | 79 | 2,597,920 | 32,885 |
| 1991 | 81 | 2,713,493 | 33,500 | 44,595, June 9 vs. Boston | 80 | 2,636,157 | 32,952 |
| 1992 | 81 | 2,494,160 | 30,792 | 44,078, Apr. 6 vs. Kansas City | 81 | 2,438,292 | 30,102 |
| 1993 | 79 | 2,035,025 | 25,760 | 43,627, July 4 vs. New York | 79 | 2,326,919 | 29,455 |
| 1994 | 56 | 1,242,692 | 22,191 | 44,501, Aug. 7 vs. Texas | 58 | 1,799,360 | 31,023 |
| 1995 | 71 | 1,174,310 | 16,540 | 42,596, July 3 vs. Milwaukee | 71 | 1,753,085 | 24,691 |
| 1996 | 80 | 1,148,380 | 14,355 | 36,129, July 5 vs. California | 79 | 2,091,338 | 26,473 |
| 1997 | 79 | 1,264,218 | 16,003 | 50,792, Sept. 1 vs. San Francisco | 80 | 2,362,054 | 29,526 |
| 1998 | 79 | 1,232,339 | 15,599 | 48,241, Aug. 1 vs. Cleveland | 81 | 2,331,755 | 28,787 |
| 1999 | 81 | 1,434,610 | 17,711 | 51,263, July 17 vs. San Francisco | 80 | 2,238,111 | 27,976 |
| 2000 | 81 | 1,728,886 | 21,344 | 54,268, July 8 vs. Arizona | 80 | 2,466,594 | 30,832 |
| 2001 | 81 | 2,133,277 | 26,337 | 51,838, July 3 vs. Anaheim | 80 | 2,266,814 | 28,335 |
| 2002 | 81 | 2,169,811 | 26,788 | 55,528, Sept. 4 vs. Kansas City | 81 | 2,416,196 | 29,830 |
| 2003 | 81 | 2,216,596 | 27,365 | 55,601, July 5 vs. Anaheim | 80 | 2,151,375 | 26,892 |
| 2004 | 81 | 2,201,516 | 27,179 | 55,989, June 26 vs. San Francisco | 81 | 2,585,067 | 31,914 |
| 2005 | 81 | 2,109,118 | 26,038 | 47,385, August 13 vs. Minnesota | 81 | 2,420,496 | 29,883 |
| 2006 | 81 | 1,976,625 | 24,403 | 35,077, nine times | 80 | 2,575,336 | 32,192 |
| 2007 | 81 | 1,921,834 | 23,726 | 35,077, nine times | 81 | 2,649,528 | 32,710 |
| 2008 | 81 | 1,665,256 | 20,559 | 44,735, March 26 vs. Boston* | 79 | 2,365,526 | 29,943 |
| 2009 | 81 | 1,408,783 | 17,392 | 36,067, April 10 vs. Seattle | 80 | 2,316,520 | 28,957 |
| 2010 | 81 | 1,418,391 | 17,511 | 35,067, twice | 81 | 2,407,313 | 29,720 |
| 2011 | 80 | 1,476,791 | 18,460 | 36,067, four times | 81 | 2,468,614 | 30,477 |
| 2012 | 81 | 1,679,013 | 20,729 | 44,227, March 28 vs. Seattle* | 81 | 2,428,269 | 29,979 |
| 2013 | 81 | 1,809,302 | 22,337 | 36,067, five times | 81 | 2,374,402 | 29,314 |
| 2014 | 80 | 2,003,628 | 25,045 | 36,067, 12 times | 81 | 2,329,345 | 28,757 |
| 2015 | 81 | 1,768,175 | 21,829 | 36,067, four times | 81 | 2,391,645 | 29,526 |
| 2016 | 81 | 1,521,506 | 18,784 | 36,067, June 30 vs. San Francisco | 81 | 2,390,449 | 29,512 |
| Totals | 3800 | 73,930,551 | 19,455 | | 3781 | 95,804,431 | 25,338 |
| Yearly Average | 380 | 1,508,787 | | | | 1,955,192 | |

* Tokyo, Japan

COLISEUM GROUND RULES

| | |
|---|-----------|
| Fly ball striking foul poles and/or screen above fence | Home Run |
| Ball sticking or going behind fence padding in right or left field | Two Bases |
| Ball going into bullpen bench and rebounding on to playing field | In Play |
| Ball remaining on or under bullpen bench | Two Bases |
| Ball hitting any portion of the fence or screen in back of home plate | In Play |

Coliseum Attendance Records, continued

ALL-TIME OAKLAND ATTENDANCE RECORDS

| | | |
|----------------------------|----------------------------|--|
| Season | Total | 5,498,137 (1990) |
| | Home | 2,900,217 (1990) |
| | Road | 2,649,528 (2007) |
| | Homestand | 518,534 (July 12-26, 1990; 14 dates) |
| | Homestand Avg. | 39,667 (Aug. 7-12, 2001; 238,000 in 6 dates) |
| | Road Trip | 450,462 (June 14-27, 2002; 13 dates) |
| | Home vs. One Club | 296,512 (Los Angeles, 2005; 10 dates) |
| | Road vs. One Club | 443,347 (Texas, 2012; 10 dates) |
| | Home Sellouts | 20 (1990) |
| | Consecutive Sellouts | 5 (July 22-26, 1989; Baltimore 2 and California 3) |
| | Single Game | Home |
| Home, Regular Season | | 55,989 (San Francisco; June 26, 2004-N) |
| Road | | 62,038 (San Francisco; Oct. 27, 1989-N) |
| Road, Regular Season | | 61,696 (California; Aug. 11, 1989-N) |
| Day, Home | | 55,413 (San Francisco; June 22, 2003) |
| Day, Road | | 60,326 (California; Aug. 13, 1989) |
| Night, Home | | 55,989 (San Francisco; June 26, 2004-N) |
| Smallest, Home | | 653 (Seattle; Apr. 17, 1979-N) |
| Smallest, Road | | 1,201 (Baltimore; May 11, 1989-D) |
| Doubleheader | | Home |
| | Road | 53,565 (Detroit; July 25, 1971-D) |
| | Twi-Night, Home | 47,768 (New York; June 13, 1980) |
| | Twi-Night, Road | 51,017 (Minnesota; July 28, 1990) |
| Season Opener | Home | 53,498 (Detroit; Apr. 3, 2000-N) |
| | Home, Secondary | 47,233 (Baltimore; Apr. 17, 1968-N) |
| | Road | 52,012 (Milwaukee; Apr. 5, 1994-D) |
| | Road, Secondary | 56,717 (New York; Apr. 10, 1998-D) |
| Three Date Series | Home | 158,152 (San Francisco; June 25-27, 2004) |
| | Road | 175,058 (California; Aug. 11-13, 1989) |
| Four Date Series | Home | 162,410 (New York; July 18-21, 1991) |
| | Road | 201,607 (Toronto; July 9-12, 1992) |

TOP REGULAR SEASON CROWDS IN OAKLAND

| Attend. | Opponent | Date | Day | W-L |
|---------|---------------|---------------|-------------|-----|
| 55,989 | San Francisco | June 26, 2004 | Saturday-N | W |
| 55,601 | Anaheim | July 5, 2003 | Saturday-N | L |
| 55,528 | Kansas City | Sept. 4, 2002 | Wednesday-N | W |
| 55,413 | San Francisco | June 22, 2003 | Sunday-D | W |
| 54,513 | New York | Apr. 24, 2002 | Wednesday-N | L |
| 54,268 | Arizona | July 8, 2000 | Saturday-N | W |
| 54,123 | San Francisco | June 30, 2002 | Sunday-D | W |
| 53,974 | San Francisco | June 27, 2004 | Sunday-D | L |
| 53,802 | Kansas City | July 5, 2002 | Friday-N | W |
| 53,501 | San Francisco | June 29, 2002 | Saturday-D | L |

LARGEST COLISEUM BASEBALL CROWDS

| Attend. | Opponent | Date | Day | W-L |
|---------|---------------|---------------|-----------------------------|-----|
| 55,989 | San Francisco | June 26, 2004 | — | W |
| 55,861 | New York | Oct. 13, 2001 | ALDS, Game 3 | L |
| 55,601 | Anaheim | July 5, 2003 | Fireworks | L |
| 55,528 | Kansas City | Sept. 4, 2002 | AL Record 20th straight win | W |
| 55,413 | San Francisco | June 22, 2003 | — | W |
| 54,513 | New York | Apr. 24, 2002 | — | L |
| 54,268 | Arizona | July 8, 2000 | Fireworks | W |
| 54,123 | San Francisco | June 30, 2002 | — | W |
| 53,974 | San Francisco | June 27, 2004 | — | L |
| 53,802 | Kansas City | July 5, 2002 | Fireworks | W |

TOP REGULAR SEASON CROWDS ON THE ROAD

| Attend. | Opponent | Date | Day | W-L |
|---------|------------|----------------|------------|-----|
| 61,696 | California | Aug. 11, 1989 | Friday-N | W |
| 60,326 | California | Aug. 13, 1989 | Sunday-D | L |
| 58,963 | California | Apr. 24, 1982 | Saturday-N | L |
| 56,717 | New York | Apr. 10, 1998 | Friday-D | L |
| 56,710 | New York | Apr. 11, 1997 | Friday-D | W |
| 56,535 | Seattle | Sept. 20, 1996 | Friday-N | L |
| 56,103 | Seattle | Sept. 21, 1996 | Saturday-N | L |
| 55,927 | Seattle | Sept. 28, 1997 | Sunday-D | W |
| 55,588 | Seattle | Sept. 26, 1997 | Friday-N | W |
| 55,034 | New York | May 30, 1987 | Sunday-D | L |

LARGEST CROWDS ON THE ROAD

| Attend. | Opponent | Date | Day | W-L |
|---------|---------------|---------------|----------------------|-----|
| 62,038 | San Francisco | Oct. 27, 1989 | World Series, Game 3 | W |
| 62,032 | San Francisco | Oct. 28, 1989 | World Series, Game 4 | W |
| 61,696 | California | Aug. 11, 1989 | — | W |
| 60,326 | California | Aug. 13, 1989 | — | L |
| 58,963 | California | Apr. 24, 1982 | — | L |
| 56,915 | New York | Oct. 7, 2000 | ALDS, Game 4 | W |
| 56,717 | New York | Apr. 10, 1998 | — | W |
| 56,710 | New York | Apr. 11, 1997 | — | L |
| 56,697 | New York | Oct. 10, 2001 | ALDS, Game 1 | W |
| 56,684 | New York | Oct. 11, 2001 | ALDS, Game 2 | W |

TOP REGULAR SEASON CROWDS VS. CLUBS

| Club | Attendance | Date |
|------------------|------------|---------------|
| Arizona | 54,268 | July 8, 2000 |
| Atlanta | 35,618 | June 11, 2003 |
| Baltimore | 47,741 | June 12, 1972 |
| Boston | 50,863 | Aug. 8, 2001 |
| Chicago | 45,712 | July 2, 2005 |
| Chicago (NL) | 35,067 | July 3, 2013 |
| Cincinnati | 29,601 | June 9, 2004 |
| Cleveland | 48,241 | Aug. 1, 1998 |
| Colorado | 25,333 | June 15, 1997 |
| Detroit | 53,498 | Apr. 3, 2000 |
| Florida | 22,461 | June 22, 2008 |
| Houston | 35,065 | June 9, 2002 |
| Kansas City | 55,528 | Sept. 4, 2002 |
| Los Angeles | 55,601 | July 5, 2003 |
| Los Angeles (NL) | 35,163 | July 14, 2001 |

| Club | Attendance | Date |
|---------------|------------|-----------------|
| Milwaukee | 45,398 | Apr. 3, 1984 |
| Minnesota | 47,385 | Aug. 13, 2005 |
| New York | 54,513 | Apr. 24, 2002 |
| New York (NL) | 27,598 | June 15, 2005 |
| Philadelphia | 35,067 | Sept. 19, 2014 |
| Pittsburgh | 34,328 | June 13, 2004 |
| San Diego | 40,374 | July 2, 1998 |
| San Francisco | 55,989 | June 26, 2004 |
| Seattle | 46,786 | Apr. 17, 1981 |
| St. Louis | 35,077 | June 17, 2007 |
| Tampa Bay | 48,089 | August 28, 2004 |
| Texas | 45,606 | Oct. 1, 2000 |
| Toronto | 46,770 | July 4, 1985 |
| Washington | 36,067 | May 10, 2014 |

TOP REGULAR SEASON CROWDS BY BALLPARK

| Club | Ballpark | Att. | Date |
|------------------|-------------------|--------|----------------|
| Arizona | Chase Field | 36,976 | July 7, 2001 |
| Atlanta | Turner Field | 40,760 | Aug. 16, 2014 |
| Baltimore | Camden Yards | 48,271 | April 4, 2005 |
| Boston | Fenway Park | 38,294 | July 6, 2009 |
| Chicago | US Cellular Field | 42,483 | June 6, 1992 |
| Chicago (NL) | Wrigley Field | 40,145 | June 20, 2004 |
| Cincinnati | Great American | 34,640 | Aug. 6, 2013 |
| Cleveland | Progressive Field | 43,276 | Aug. 24, 2000 |
| Colorado | Coors Field | 48,308 | Aug. 30, 1997 |
| Detroit | Comerica Park | 42,477 | June 30, 2014 |
| Houston | Minute Maid Park | 42,024 | June 14, 2007 |
| Kansas City | Kauffman Stadium | 41,329 | Sept. 21, 1980 |
| Los Angeles | Angel Stadium | 61,696 | Aug. 11, 1989 |
| Los Angeles (NL) | Dodger Stadium | 51,788 | July 29, 2015 |
| Miami | Marlins Park | 21,917 | June 29, 2014 |

| Club | Ballpark | Att. | Date |
|---------------|------------------|--------|----------------|
| Milwaukee | Miller Park | 25,912 | June 5, 2013 |
| Minnesota | Target Field | 40,847 | Sept. 18, 2010 |
| New York | Yankee Stadium | 47,343 | Aug. 23, 2011 |
| New York (NL) | Citi Field | 38,813 | June 22, 2011 |
| Philadelphia | Citizens Bank | 45,863 | June 26, 2011 |
| Pittsburgh | PNC Park | 30,549 | June 19, 2002 |
| San Diego | Petco Park | 39,874 | June 28, 2006 |
| San Francisco | AT&T Park | 43,069 | May 21, 2005 |
| Seattle | Safeco Field | 47,065 | April 8, 2016 |
| St. Louis | Busch Stadium | 43,682 | June 19, 2010 |
| Tampa Bay | Tropicana Field | 35,325 | July 26, 1998 |
| Texas | Rangers Ballpark | 50,708 | July 31, 2004 |
| Toronto | Rogers Centre | 50,529 | Sept. 8, 1993 |
| Washington | Nationals Park | — | — |

COLISEUM RAINOUTS & SHORTENED GAMES

RAINOUTS AT THE COLISEUM

| | | | |
|------------------------------|---------------------------|----------------------------|-----------------------------|
| 1972 Sept. 25 vs. Minnesota | 1982 Apr. 10 vs. Seattle | 1993 Apr. 23 vs. Cleveland | 2014 Mar. 29 vs. San Fran.* |
| Sept. 26 vs. Minnesota | 1983 Apr. 23 vs. Boston | May 27 vs. Minnesota | Apr. 1 vs. Cleveland |
| Oct. 17 vs. Cincinnati | Apr. 30 vs. Detroit | 1996 May 15 vs. Baltimore | Apr. 4 vs. Seattle |
| 1978 April 15 vs. California | Sept. 30 vs. Chicago | 1997 Aug. 19 vs. Boston | |
| Apr. 24 vs. Minnesota | 1988 May 6 vs. Cleveland | 1998 Apr. 3 vs. New York | *indicates Spring Training |
| 1979 Apr. 26 vs. New York | 1990 May 27 vs. Cleveland | May 5 vs. Detroit | |

SHORTENED GAMES IN OAKLAND

| |
|---|
| 1968 vs. Detroit, May 24 (called after 7 innings tied at 2-2) |
| 1971 vs. Kansas City, Apr. 9 (called after top of the 6th; A's won 5-0) |
| 1999 vs. New York, Apr. 5 (called after 8 innings; A's won 5-3) |
| 2002 vs. Seattle, Apr. 16 (called after top of the 7th; A's lost 6-2) |
| 2005 vs. Texas, May 4 (called after top of the 9th; A's lost 16-7) |
| 2012 vs. Kansas City, April 10 (called with two outs in top of 8th; A's lost 3-0) |

O.CO COLISEUM BATTING PRACTICE SCHEDULE

| | 12:35 Game Time | 1:05 Game Time | 6:05 Game Time | 7:05 Game Time |
|------------------|-----------------|----------------|----------------|----------------|
| A's Hit | Until 11:00 | Until 11:30 | Until 4:30 | Until 5:30 |
| Visitors Hit | 11:00 – 11:40 | 11:30 – 12:10 | 4:30-5:10 | 5:30 – 6:10 |
| A's Infield | 11:40 – 11:50 | 12:10 – 12:20 | 5:10-5:20 | 6:10 – 6:20 |
| Visitors Infield | 11:50 – 12:00 | 12:20 – 12:30 | 5:20-5:30 | 6:20 – 6:30 |

MEDIA INFORMATION AND POLICIES

WORKING PRESS CREDENTIALS: Credentials will be issued only to legitimate media. Season credentials will be issued to those news agencies that cover the Athletics on a daily basis. Requests for daily credentials must be submitted at least 48 hours in advance by the affiliation's editor, producer or director on Major League Baseball's online site <https://credentials.mlb.com>. **A head shot is required for all credentials, including dailies. A head shot must be submitted via the credential website for every person requesting a credential.** All credentials are non-transferable. All members of the media must be on assignment.

PHOTO CREDENTIALS: Photo passes will be issued to photographers on assignment from legitimate news gathering organizations and representatives licensed by Major League Baseball. The Oakland A's will only issue credentials to freelance photographers who are on assignment. Priority in all photo areas will be granted to news organizations on deadline and those holding season credentials. All photographs taken are to be used for news-gathering purposes or officially licensed products. Any other use of photographs will be considered a violation of existing trademark and copyright restrictions.

ROVING CAMERAS: Television cameras are prohibited from roving in the stands at all times. For the comfort of fans, interviews are to be conducted on the concourse and not in the stands while the game is in progress.

PRESS WILL CALL: Starting three-and-a-half hours before game time, credentials may be picked up at Press Will Call located on the Plaza Level between the Stadium and the Arena. Prior to that, credentials may be picked at the Ticket Services Office located in the Coliseum across the plaza from the A's executive offices, with the exception of day games. On weekday day games, credentials can be picked up from the receptionist in the Arena Executive Offices prior to the opening of press will call. On weekend day games, contact Debbie Gallas if your credentials are required prior to the opening of press will call.

CLUBHOUSES: The Athletics clubhouse is located on the third base side and the visitors' is located on the first base side. Access can be obtained by taking the press elevator to FL-lockers or through the door on the right near the end of the hall after you enter through the North Press Gate. Only credentialed media with clubhouse access will be admitted. TV cameras and photographers are not allowed in the clubhouse prior to the game and only TV cameras are permitted in the clubhouse following the game (no still photographers). The A's clubhouse is open to the media at least three-and-a-half hours prior to the game and then will close when the A's take the field for batting practice. The clubhouse will open no later than 10 minutes following the game. At times, certain additional restrictions may be imposed. **Please do not lounge in the clubhouse at any time.** The break area, the trainer's room and the umpire's dressing room are off limits to the media. If a comment or interpretation from the umpire crew chief is needed, a pool reporter may be assigned.

FIELD ACCESS: Only credentialed media with field access will be allowed onto the field. All media must clear the field immediately following batting practice. Only newspaper and magazine photographers will be allowed on the field level during the game.

POST-GAME PROCEDURES: Manager Bob Melvin will be available to the media in the media interview room approximately 10 minutes after the conclusion of the game. Please ask any questions of the manager related to the game during this post-game session. Also, please be respectful of those members of the media who are on deadline when directing questions to the manager and players. **Once again, please do not lounge in the clubhouse or attempt to conduct full-length interviews after a game.**

LIVE TRANSMISSIONS: Non-rightsholders are permitted to transmit live reports from the Coliseum prior to and after every game. Live television shots by non-rightsholders are prohibited while the rightsholder is on the air and the game is in progress. Radio stations and assigned correspondents for out-of-town reports are allowed to give inning or half-inning updates. Reports must be confined to between-innings only, limited to 60 seconds in length, and limited to six per game. A violation of these Major League Baseball guidelines may result in the revocation of credentials.

SCOUTS: Major League scouts are not allowed to scout from the press box during the game. However, scouts are welcomed in the press box prior to first pitch to pick up game information. If scouts wish to work in the press box pregame, they may work from the auxiliary (third base) side of the press box.

PRESS BOX: The press box and all broadcast positions are located on the loge level. Access is by the press elevator only. The first base side (main press box) is reserved for those with main press box access only. Each seat in the main press box is assigned. If your name or outlet does not appear on a seat tag, you may find a seat in the auxiliary press box (third base side). The press box is a working area. Cheering and loud conversation will not be permitted. The Oakland A's prohibit any person under the age of 18 from entering the press box on game days without prior approval from the A's public relations department. **Guests are not allowed in the press box without prior approval from the A's Public Relations Department.**

PRESS LOUNGE: The press lounge is located behind Section 117 (level one from the press elevator). It opens two hours prior to the game and closes at game time. The charge is \$10.00 and meal tickets are available for purchase in the lounge. Media members must be properly credentialed for admittance into the dining room.

PUBLIC RELATIONS OFFICE: The Oakland Athletics Public Relations Office is located within the team's executive offices on the east side of Oracle Arena. The offices are located directly across the plaza from the Ticket Services Office.

PRESS BOX SERVICES: Game notes, statistics, starting lineups and other pertinent news releases from both teams are available in the main press box (first base side) for working press and scouts only. Post-game notes and the game's box score will be available shortly after the conclusion of the game. Information guides for all clubs are available upon request from a member of the A's public relations staff in the press box. All information is also available on-line at <http://pressbox.athletics.com>.

A'S MEDIA ALERTS: The A's Public Relations Department features a media-only Twitter account to provide as up-to-date information as possible. For clubhouse hours, interview times and various media alerts, please follow @AsMediaAlerts. Player transactions and other relevant game information will continue to be posted at @Athletics.

AUTOGRAPH POLICY: Credentialed members of the media are prohibited from requesting autographs or equipment on the playing field, in the dugout or in the clubhouses. Any violation of this policy will result in immediate revocation of the credential and bar future use.

TELEPHONES, WIFI SERVICE: Phone lines in the main press box may be ordered by calling Doug Tsang of AT&T at (510) 334-4175. Additionally, complimentary WiFi service is available in the press box.

TICKETS: All requests for media complimentary tickets must be made to Debbie Gallas at least 48 hours prior to game time. When available, tickets may be picked up at Press Will Call. There is a limit of two tickets per game.

OAKLAND ATHLETICS PUBLIC RELATIONS DEPARTMENT

| Public Relations Staff | Direct Phone | E-Mail Address |
|--|----------------|---|
| Catherine Aker, Director of Corporate Communications | (510) 563-2380 | caker@athletics.com |
| Zak Basch, Media Relations Manager | 563-2236 | zbasch@athletics.com |
| Mike Selleck, Baseball Information Manager | 563-2233 | mselleck@athletics.com |
| Adam Loberstein, Player and Media Relations Manager | 563-2248 | aloberstein@athletics.com |
| Debbie Gallas, Media Services Manager | 563-2207 | dgallas@athletics.com |

7000 Coliseum Way • Oakland, CA 94621
(510) 638-4900 • FAX: (510) 568-3770
Virtual Press Box: pressbox.athletics.com
Website: athletics.com

ATHLETICS ON THE AIR

KEN KORACH

Radio Play-by-Play

The 2017 season marks Ken Korach's 26th year in the American League, his 22nd season with the A's, and his 12th as the team's lead radio announcer.

In the long history of the A's in Oakland, only the legendary Bill King, who was selected as the 2017 recipient of the Ford C. Frick Award by the National Baseball Hall of Fame and Museum, has spent more years doing radio play-by-play for the team.

In what he described as a labor of love, Korach authored his first book in 2013 about his former booth mate. Entitled "Holy Toledo – Lessons from Bill King: Renaissance Man of the Mic," he interviewed dozens of King's closest friends and professional peers in a 267-page book that was the No. 1 best selling baseball book on Amazon for more than a month and a best seller at many Bay Area bookstores.

Korach, who was named 2013 California Sportscaster of the Year by the National Sportscasters and Sportswriters Association, began his baseball career in 1981 when he worked the first of two seasons with the Redwood Pioneers of the California League. He also spent five full seasons broadcasting in the Pacific Coast League, in 1986-87 for Phoenix and 1989-1991 for Las Vegas. Korach was hired by the Chicago White Sox in 1992 and he spent four years with the Sox, working mostly weekend games.

Korach began his broadcasting career at KTOB Radio in Petaluma in 1980, and he was hired as a sports anchor and voice of San Jose State football by KCBS Radio in San Francisco in 1985. He spent 22 seasons broadcasting college basketball and 14 seasons broadcasting college football for Sonoma State University, San Jose State and UNLV, where he spent 12 seasons as the voice of the Runnin' Rebels on radio and television.

Korach was inducted into the Nevada Broadcasters Hall of Fame in 2003, was the 2001 Nevada Sportscaster of the Year, and his 1986 KCBS broadcast of the San Jose State-Fresno State football game was voted the top play-by-play performance that year for California and Nevada by the Associated Press Radio and Television Association.

Korach's national work includes broadcasting selected major league games for ESPN Radio in 2009 and several bowl games, including the Peach, Las Vegas and Senior Bowls.

Korach's charitable work includes the establishment of Ken Korach's A's Winning for the Community, which raised over \$50,000 for the high school baseball programs in Oakland, including Ken's personal donation of \$15,000. Korach was honored with a proclamation by the Oakland School Board in 2009, and he currently serves on the advisory board for the Oakland Tech High School Field of Dreams.

Ken is a graduate of UC Santa Barbara and lives in Henderson, Nev. in the off-season with his daughter, Emilee, and wife Denise.



VINCE COTRONEO

Radio Play-by-Play

Vince Cotroneo begins his 12th season in the A's radio booth, where he again will work with broadcast partners Ken Korach and Ray Fosse in continuing the team's tradition of broadcasting excellence.

Prior to joining the A's, Cotroneo spent six seasons (1998-2003) as an announcer on the Texas Rangers broadcasts, where he partnered with Eric Nadel on the Rangers Radio Network. He also worked a handful of games on the television side during the 2002 season. Cotroneo joined the Rangers broadcast team in 1998 after spending seven seasons (1990-96) with the Houston Astros.

A 28-year broadcasting veteran, Cotroneo began his career with the Single-A Lynchburg Mets in 1984. He spent the next three seasons with the Double-A El Paso Diablos in the Milwaukee system before moving onto the Triple-A Iowa Cubs for the 1988 season. In his only season with Iowa, he was selected as the National Association's Minor League Announcer of the Year. Cotroneo joined the Astros organization the following season and was the radio voice of the Tucson Toros for two seasons (1989-90) before landing his first Major League job with the Astros in 1991.

A 1983 graduate of the University of Central Florida, Cotroneo and his wife, Veronica, have three children, Dominic, Olivia and Sophia.



RAY FOSSE

Radio and Television Analyst

Ray Fosse, former two-time major league all-star catcher and Emmy Award-winning broadcaster, celebrates his 32nd consecutive season on radio and his 29th season in the television booth as the A's game analyst.

Fosse, a 12-year major league veteran, played for the Cleveland Indians, Oakland A's, Seattle Mariners and Milwaukee Brewers, compiling a .256 batting average with 61 home runs. A native of Marion, Ill., Fosse attended Southern Illinois University, and was Cleveland's No. 1 draft pick in 1965. He made his major league debut with the Tribe in 1967 and spent the next six seasons in Cleveland. Fosse enjoyed his most productive season in 1970 when he batted .307 with a career-high 18 home runs and 61 RBI. He was named the American League All-Star catcher, received the Rawlings Gold Glove as the best defensive catcher in the American League, and was voted Co-Man of the Year with Sam McDowell that season.

In 1971, Fosse was named starting catcher for the American League All-Star Team and received his second Rawlings Gold Glove. He was traded to the Oakland A's in 1973, and played for the 1973 and 1974 World Champions in Oakland. In 2002, Fosse was voted one of the 100 greatest players in Cleveland Indians' history.

Ray and his wife, Carol, were married April 4, 1970, and have two married daughters, two grandsons and one granddaughter. Ray and Carol reside in California and Arizona, where they are active in several charitable organizations.



GLEN KUIPER

Television Play-by-Play

Glen Kuiper begins his 14th season in the A's television booth as the club's lead play-by-play voice.

Kuiper has covered the Bay Area baseball scene for Comcast SportsNet since 1992, serving as pre-game host and fill-in play-by-play announcer for both A's and Giants telecasts. He has also worked on Comcast SportsNet's Golden State Warrior and San Jose Sharks telecasts, along with numerous collegiate assignments. He has also handled sideline reporting duties for select National Football League games on Fox. Kuiper has won 12 Northern California Emmy Awards for his coverage of Bay Area sports teams.

Glen is the youngest brother in a talented broadcasting family. His oldest brother, Duane, is a long-time member of the San Francisco Giants announcing team while older brother, Jeff, produces the Giants Comcast SportsNet Bay Area telecasts.

Kuiper graduated from San Francisco State University with a bachelor's degree in broadcasting. He also attended the University of New Orleans and spent three years in the minor leagues. A native of Racine, Wis., Kuiper resides in Danville, Calif. with his wife, Amanda and two children, Jack and Annette.



MARK MULDER

Television Analyst

Mark Mulder enters his second season as an A's television analyst.

Mulder was Oakland's first round draft pick (No. 2 overall) in 1998 and made his Major League debut with the A's in 2000. A part of the A's "Big Three" along with Tim Hudson and Barry Zito, Mulder was 81-42 with a 3.92 ERA in 150 starts over five seasons with the A's. He led the American League with 21 wins in 2001 and was named to the AL All-Star team in 2003 and 2004. Mulder was traded to the St. Louis Cardinals following the 2004 season and was 22-18 with a 5.04 ERA in 55 games, 53 starts, with the Cardinals. Overall, Mulder went 103-60 with a 4.18 ERA in nine seasons.

Mulder was a baseball analyst for ESPN from 2011 through 2015, appearing on ESPN's Monday Night Baseball telecasts and serving as a regular studio analyst on Baseball Tonight and SportsCenter.

A native of South Holland, Ill., Mulder resides in Scottsdale, Ariz. with his wife, Lindsey, and their three children, Xander, Tatym and Dax.



AMAURY PI-GONZÁLEZ

Radio Play-by-Play (Spanish)

Amaury Pi-González, a pioneer in establishing Spanish baseball radio play-by-play in the Bay Area, serves as the “Voice of the A’s” for Spanish broadcasts. This will be his 24th season doing A’s broadcasts, having filled that role from 1978-93, 2009-10 and again the past five seasons.

Well-known and respected in both English and Spanish media circles, Pi-González enters his 40th season in Major League Baseball in 2017. He began his career in 1977 with the Athletics, and has also broadcast for the San Francisco Giants, Seattle Mariners and Los Angeles Angels. For a sixth straight year, he will also do selected games for the Angels on Fox Sports Network West in Southern California. Amaury also produces and hosts “Béisbol en la Bahía” for KIQI 1010 AM.

During his tenure, Pi-González has called the 1986 World Series for CBS Hispanic Network, the 1988, 1989 and 1990 Series for the A’s, and the 2002 Series for the Giants. The Fremont, Calif. resident previously served five years as sports anchor for Telemundo TV48 in San Jose and was the Spanish voice for the NBA’s Golden State Warriors (1992-98) and Los Angeles Clippers. In addition, he was the English voice for the Caribbean World Series for Fox Sports International in 2001 and 2002.

Born in Cuba, Amaury was inducted into the Cuban Sports Hall of Fame in 2004 and into the Hispanic Heritage Baseball Museum in 2004. He was inducted into the Bay Area Radio Hall of Fame in 2009 and is a cofounder and vice president of the Hispanic Heritage Baseball Museum and Hall of Fame. He was named to the New York City Advisory Board of the American Sportscasters Association in 2016. Pi-Gonzalez also called the victory parades for the Giants in 2010, 2012 and 2014, for the Warriors in 2015, and Sharks games in the Stanley Cup Finals in 2016 for Telemundo.



MANOLO HERNÁNDEZ-DOUEN

Radio Analyst and Play-by-Play (Spanish)

Manolo Hernández-Douen is in his ninth season as the Athletics analyst and play-by-play announcer for Spanish broadcasts. He has over 45 years of experience in journalism, and has covered a variety of sports during that span.

A graduate of Universidad Católica Andrés Bello in his native Caracas, Hernández-Douen has covered the Olympic and Pan American Games, world championship boxing matches and winter league baseball, including the Caribbean Series. He was Venezuela’s Sportswriter of the Year in 1979 and for five seasons was the basketball radio analyst for the Caracas Liga Especial de Baloncesto team.

Since moving to California in 1982, he has covered the NBA and Major League Baseball for several of the highest circulation Spanish newspapers in the United States including *La Opinión* in Los Angeles.

Most recently, he was the Sports Editor for *El Nuevo Herald* in Miami from 2000 to 2007, and since the 2008 season, he has covered feature stories as a freelance writer for *lasmayores.com* (MLB in Spanish) and *beisbolpogotas.com*.

A proud father of two, Franklin and Cristina, and Kayla’s and Khloe’s grandfather, Manolo resides in San Leandro.



2017 A'S RADIO NETWORK

| Station | On Dial | City | Station | On Dial | City | Station | On Dial | City |
|---------|---------------------|------------|---------|----------------------|---------------|------------------------|---------------------|-------------------|
| KGMZ | 95.7 FM | SF/Oakland | KMYC | 1410 AM | Marysville | KXBX | 1270 AM/ 96.5 FM | Lakeport |
| KAHI | 950 AM | Auburn | KNRO | 1400 AM/ 103.9 FM | Redding | *KIQI | 1010 AM | San Francisco |
| KATA | 1340 AM/ 92.7 FM | Eureka | KPOD | 1240 AM | Crescent City | *KATD | 990 AM | Pittsburg/Antioch |
| KBLF | 1490 AM | Red Bluff | KRKC | 1490 AM/ 104.9 FM | King City | *KEJY | 790 AM | Eureka |
| KESP | 970 AM | Modesto | KVON | 1440 AM | Napa | *Spanish Radio Network | | |
| KFTP | 790 AM | Fresno | | | | | | |
| KHTK | 1140 AM | Sacramento | | | | | | |

A'S TELEVISION AND RADIO

CSN CALIFORNIA: The Oakland Athletics entered into a long-term agreement with CSN California in 2009. For the second consecutive season, all 162 A's games, with the exception of national broadcasts, will be televised on the Northern California cable outlet with Glen Kuiper and Ray Fosse calling the action. CSN California will also produce a pre- and post-game show for every telecast.

95.7 FM THE GAME: 95.7 FM The GAME is in its seventh season as flagship of the A's Radio Network. 95.7 FM, a San Francisco-based station featuring a daily sports talk format, will broadcast all 162 regular season games plus selected Spring Training games. The station also features special programming with A's baseball personnel.

SPANISH RADIO: Serving as the Spanish language home of Oakland A's baseball, KIQI (1010 AM, San Francisco), KATD (990 AM, Pittsburg) and KEJY (790 AM, Eureka) will broadcast weeknight, weekend and holiday home games from the Coliseum this season. The games will be simulcast on all three stations, with full coverage in the Bay Area and a signal that will reach throughout Northern California.

ATHLETICS BROADCAST HISTORY

| | | | | | |
|------|--|------|--|------|--|
| 1938 | WIBG: By Saam | 1968 | KNBR: Monte Moore, Al Helfer KBHK-TV: Monte Moore, Al Helfer | 1979 | KKIS: Red Rush, Hal Ramey KPIX-TV: Monte Moore, Wayne Walker |
| 1939 | WIBG: By Saam | 1969 | KNBR: Monte Moore, Al Helfer KBHK-TV: Monte Moore, Al Helfer | 1980 | KDIA: Red Rush, Dom Valentino, Ted Robinson KPIX-TV: Monte Moore, Wayne Walker |
| 1940 | WIBG: By Saam, Claude Haring | 1970 | KNBR: Monte Moore, Harry Caray KBHK-TV: Monte Moore, Harry Caray | 1981 | KSFO: Bill King, Lon Simmons, Wayne Hagin KPIX-TV: Bill King, Wayne Walker |
| 1941 | WIBG: By Saam, Claude Haring | 1971 | KEEN: Monte Moore, Bob Elson, Red Rush KBHK-TV: Monte Moore, Bob Elson | 1982 | KSFO: Bill King, Lon Simmons, Wayne Hagin KCRA-TV: Bill King, Lon Simmons, Harmon Killebrew |
| 1942 | WIBG: By Saam, Claude Haring | 1972 | KEEN: Monte Moore, Jim Woods, Jim Piersall KBHK-TV: Monte Moore, Jim Woods | 1983 | KSFO: Bill King, Lon Simmons, Wayne Hagin KBHK-TV: Bill King, Lon Simmons, Bill Rigney |
| 1943 | WIBG: By Saam, Claude Haring | 1973 | KEEN: Monte Moore, Jim Woods KTVU-TV: Monte Moore, Jim Woods | 1984 | KSFO: Bill King, Lon Simmons, Wayne Hagin KBHK-TV: Bill King, Lon Simmons, Bill Rigney |
| 1944 | WIBG: By Saam, Claude Haring | 1974 | KEEN: Monte Moore, Jon Miller, Bill Rigney KTVU-TV: Monte Moore, Jon Miller | 1985 | KSFO: Bill King, Lon Simmons, Wayne Hagin KPIX-TV: Bill King, Lon Simmons, Ted Robinson |
| 1945 | WIBG: By Saam, Claude Haring | 1975 | KEEN: Monte Moore, Bob Waller KPIX-TV: Monte Moore, Bob Waller | 1986 | KSFO: Bill King, Lon Simmons, Ray Fosse KPIX-TV: Bill King, Lon Simmons, Ted Robinson |
| 1946 | WIBG: By Saam, Claude Haring | 1976 | KNBR: Monte Moore, Bob Waller KPIX-TV: Monte Moore, Wayne Walker | 1987 | KSFO: Bill King, Lon Simmons, Ray Fosse KPIX-TV: Bill King, Lon Simmons, Ted Robinson |
| 1947 | WIBG: By Saam, Claude Haring | 1977 | KNBR: Monte Moore, Bob Waller KPIX-TV: Monte Moore, Wayne Walker | 1988 | KSFO: Bill King, Lon Simmons, Ray Fosse KPIX-TV: Monte Moore, John Shrader, Ray Fosse |
| 1948 | WIBG: By Saam, Claude Haring | 1978 | KNEW: Bud Foster, Jim Peterson, Curt Flood KPIX-TV: Monte Moore, Wayne Walker, Curt Flood | | |
| 1949 | WIBG: By Saam, Claude Haring | | | | |
| 1950 | WIBG: By Saam, Claude Haring | | | | |
| 1951 | WIBG: By Saam, Claude Haring | | | | |
| 1952 | WIBG: By Saam, Claude Haring | | | | |
| 1953 | WIBG: By Saam, Claude Haring | | | | |
| 1954 | WIBG: By Saam, Claude Haring | | | | |
| 1955 | WDAF: Merle Harmon, Larry Ray | | | | |
| 1956 | WDAF: Merle Harmon, Larry Ray | | | | |
| 1957 | WDAF: Merle Harmon, Ed Edwards | | | | |
| 1958 | WDAF: Merle Harmon, Ed Edwards, Bill Grigsby | | | | |
| 1959 | WDAF: Merle Harmon, Bill Grigsby | | | | |
| 1960 | WDAF: Merle Harmon, Bill Grigsby | | | | |
| 1961 | WDAF: Merle Harmon, Bill Grigsby | | | | |
| 1962 | KCMO: Monte Moore, Bruce Rice | | | | |
| 1963 | KCMO: Monte Moore, George Bryson | | | | |
| 1964 | KCMO: Monte Moore, George Bryson | | | | |
| 1965 | KCMO: Monte Moore, Red Rush | | | | |
| 1966 | KCMO: Monte Moore, Lynn Faris | | | | |
| 1967 | KCMO: Monte Moore, Lynn Faris | | | | |

Athletics Broadcast History, continued

- 1989** KSFO: Bill King, Lon Simmons, Ray Fosse
KPIX-TV, KICU-TV: Monte Moore, John Shrader, Ray Fosse
- 1990** KSFO: Bill King, Lon Simmons, Ray Fosse
KPIX-TV, KICU-TV, SportsChannel: Monte Moore, Ray Fosse
- 1991** KSFO: Bill King, Lon Simmons, Ray Fosse
KPIX-TV, KICU-TV, SportsChannel: Monte Moore, Ray Fosse, Greg Papa, Reggie Jackson, Bill Rigney
- 1992** KSFO: Bill King, Lon Simmons, Ray Fosse
KPIX-TV, KICU-TV, SportsChannel: Monte Moore, Ray Fosse, Greg Papa, Reggie Jackson, Bill Rigney
- 1993** KNEW: Bill King, Lon Simmons, Ray Fosse
KRON-TV, SportsChannel: Greg Papa, Dick Stockton, Ray Fosse
- 1994** KFRC: Bill King, Lon Simmons, Ray Fosse
KRON-TV, SportsChannel: Greg Papa, Dick Stockton, Ray Fosse
- 1995** KFRC: Bill King, Lon Simmons, Ray Fosse
KRON-TV, SportsChannel: Greg Papa, Dick Stockton, Ray Fosse
- 1996** KFRC: Bill King, Ken Korach, Ray Fosse
KRON-TV, Sports Channel: Greg Papa, Ken Wilson, Ray Fosse
- 1997** KFRC: Bill King, Ken Korach, Ray Fosse
KRON-TV, SportsChannel: Greg Papa, Ken Wilson, Ray Fosse
- 1998** KFRC: Bill King, Ken Korach, Ray Fosse
KRON-TV, Fox Sports Bay Area: Greg Papa, Ken Wilson, Ray Fosse
- 1999** KABL: Bill King, Ken Korach, Ray Fosse
KICU-TV, Fox Sports Bay Area: Greg Papa, Ray Fosse
- 2000** KABL: Bill King, Ken Korach, Ray Fosse
KICU-TV, Fox Sports Bay Area: Greg Papa, Ray Fosse
- 2001** KABL: Bill King, Ken Korach, Ray Fosse
KICU-TV, Fox Sports Bay Area: Greg Papa, Ray Fosse
- 2002** KFRC: Bill King, Ken Korach, Ray Fosse
KICU TV, Fox Sports Bay Area: Greg Papa, Ray Fosse
- 2003** KFRC: Bill King, Ken Korach, Ray Fosse
KICU-TV, Fox Sports Bay Area: Greg Papa, Ray Fosse
- 2004** KFRC: Bill King, Ken Korach, Ray Fosse
KICU-TV, Fox Sports Bay Area: Hank Greenwald, Ray Fosse, Glen Kuiper, Tim Roye
- 2005** KFRC: Bill King, Ken Korach, Ray Fosse
KICU-TV, Fox Sports Bay Area: Hank Greenwald, Ray Fosse, Glen Kuiper, Tim Roye
- 2006** KYCY: Ken Korach, Vince Cotroneo, Ray Fosse
KICU-TV, Fox Sports Bay Area: Glen Kuiper, Ray Fosse, Tim Roye
- 2007** KFRC/KYCY: Ken Korach, Vince Cotroneo, Ray Fosse
KICU-TV, Fox Sports Bay Area: Glen Kuiper, Ray Fosse
- 2008** KFRC/KYCY: Ken Korach, Vince Cotroneo, Ray Fosse
KICU-TV, Comcast SportsNet Bay Area: Glen Kuiper, Ray Fosse
- 2009** KTRB: Ken Korach, Vince Cotroneo, Ray Fosse
Comcast SportsNet California: Glen Kuiper, Ray Fosse
- 2010** KTRB: Ken Korach, Vince Cotroneo, Ray Fosse
Comcast SportsNet California: Glen Kuiper, Ray Fosse
- 2011** 95.7 FM THE GAME: Ken Korach, Vince Cotroneo
Comcast SportsNet California: Glen Kuiper, Ray Fosse
- 2012** 95.7 FM THE GAME: Ken Korach, Vince Cotroneo, Ray Fosse
Comcast SportsNet California: Glen Kuiper, Ray Fosse, Scott Hatteberg
- 2013** 95.7 FM THE GAME: Ken Korach, Vince Cotroneo, Ray Fosse
Comcast SportsNet California: Glen Kuiper, Ray Fosse, Scott Hatteberg
- 2014** 95.7 FM THE GAME: Ken Korach, Vince Cotroneo, Ray Fosse
Comcast SportsNet California: Glen Kuiper, Ray Fosse, Shooty Babitt
- 2015** 95.7 FM THE GAME: Ken Korach, Vince Cotroneo, Ray Fosse
Comcast SportsNet California: Glen Kuiper, Ray Fosse, Eric Chavez
- 2016** 95.7 FM THE GAME: Ken Korach, Vince Cotroneo, Ray Fosse
Comcast SportsNet California: Glen Kuiper, Ray Fosse, Mark Mulder

ATHLETICS VIRTUAL PRESS BOX

The Oakland A's Virtual Press Box includes game notes, statistics, news links, lineups, minor league reports, press releases, rosters, post game notes and more. The site also features information from the visiting team for all home games.

The A's virtual press box also includes an expanded version of the Oakland A's Media Guide. The digital version of the A's Media Guide includes player splits and an expanded statistics and postseason history. During the season, the guide will be updated with bios for any players acquired following the publication of the print version of the guide.

You can visit the A's Virtual Press Box at <http://pressbox.athletics.com> or by scanning the QR code on the right.



SPRING TRAINING SCHEDULE

| Day | Date | Opponent | Site | Time |
|-------|--------|--|----------------|----------|
| Sat | Feb 25 | at Chicago (NL) (95.7 FM The Game/A's Radio Network) | Mesa/Cubs Park | 12:05 pm |
| Sun | Feb 26 | Los Angeles (AL) (95.7 FM The Game/A's Radio Network) | Mesa | 12:05 pm |
| Mon | Feb 27 | at San Francisco | Scottsdale | 12:05 pm |
| Tues | Feb 28 | Cleveland | Mesa | 12:05 pm |
| Wed | Mar 1 | at San Diego | Peoria | 12:05 pm |
| Thurs | Mar 2 | Texas | Mesa | 12:05 pm |
| Fri | Mar 3 | San Francisco | Mesa | 12:05 pm |
| Sat | Mar 4 | Cleveland (95.7 FM The Game/A's Radio Network) | Mesa | 12:05 pm |
| Sun | Mar 5 | at Seattle | Peoria | 12:05 pm |
| Mon | Mar 6 | Off Day | | |
| Tues | Mar 7 | at Arizona | Scottsdale | 12:05 pm |
| Wed | Mar 8 | Italy (WBC — Exhib.) | Mesa | 12:05 pm |
| Thurs | Mar 9 | Cincinnati | Mesa | 12:05 pm |
| Fri | Mar 10 | at Kansas City | Surprise | 5:05 pm |
| Sat | Mar 11 | Texas (95.7 FM The Game/A's Radio Network) | Mesa | 12:05 pm |
| Sun | Mar 12 | Chicago (NL) (CSNCA/95.7 FM The Game/A's Radio Network) | Mesa | 1:05 pm |
| Mon | Mar 13 | at Cincinnati | Goodyear | 1:05 pm |
| Tues | Mar 14 | Colorado | Mesa | 1:05 pm |
| Wed | Mar 15 | Off Day | | |
| Thurs | Mar 16 | at Cleveland | Goodyear | 1:05 pm |
| Fri | Mar 17 | Arizona | Mesa | 1:05 pm |
| Sat | Mar 18 | San Diego (95.7 FM The Game/A's Radio Network) | Mesa | 1:05 pm |
| Sun | Mar 19 | at Colorado (95.7 FM The Game/A's Radio Network) | Scottsdale | 1:05 pm |
| Mon | Mar 20 | Arizona | Mesa | 7:05 pm |
| Tues | Mar 21 | at Seattle | Peoria | 7:10 pm |
| Wed | Mar 22 | at Chicago (AL) | Glendale | 1:05 pm |
| Thurs | Mar 23 | Milwaukee | Mesa | 1:05 pm |
| Fri | Mar 24 | Chicago (AL) | Mesa | 1:05 pm |
| Sat | Mar 25 | Cincinnati (SS) (95.7 FM The Game/A's Radio Network) | Mesa | 1:05 pm |
| | | at Los Angeles (NL) (SS) | Glendale | 1:05 pm |
| Sun | Mar 26 | at Milwaukee (95.7 FM The Game/A's Radio Network) | Maryvale | 1:05 pm |
| Mon | Mar 27 | Kansas City | Mesa | 1:05 pm |
| Tues | Mar 28 | at Los Angeles (AL) | Tempe | 1:05 pm |
| Wed | Mar 29 | at Chicago (NL) | Mesa/Cubs Park | 1:05 pm |
| Thurs | Mar 30 | at San Francisco (95.7 FM The Game/A's Radio Network) | San Francisco | 7:15 pm |
| Fri | Mar 31 | at San Francisco | San Francisco | 7:15 pm |
| Sat | Apr 1 | San Francisco (CSNCA/95.7 FM The Game/A's Radio Network) | Oakland | 12:05 pm |

All Times are Pacific (ss) denotes split squad

SPRING TRAINING INFORMATION

REPORTING DATES: Pitchers and catchers report Tuesday, February 14 with the first workout the next day. The full squad reports Saturday, February 18 with the first full squad workout the next day.

MEDIA INFORMATION: For credentials or broadcast space, please contact Zak Basch at (510) 563-2236. A media lunch is served before all home games at a cost of \$8.00.

HEADQUARTERS HOTEL: Doubletree Guest Suites, 320 North 44th Street, Phoenix, Arizona, 85008. (602) 225-0500.

MINOR LEAGUE HEADQUARTERS: Fitch Park, 160 East Athletics Way, Mesa, Arizona, 85201. (480) 387-5800.

STADIUM: Hohokam Stadium (Capacity: 10,000), 1235 N. Center Street, Mesa, Arizona, 85201. (480) 907-5488. Press Box: (480) 907-5253.

PAST SPRING TRAINING RECORDS

| YEAR | SITE | HOME | | | YEAR | SITE | HOME | | |
|------|----------------|---------|------------|-------|------|-------------|---------|------------|-------|
| | | RECORD | ATTENDANCE | DATES | | | RECORD | ATTENDANCE | DATES |
| 1968 | Bradenton, FL | 15-12 | — | — | 1993 | Phoenix, AZ | 15-18-1 | 174,911 | 19 |
| 1969 | Mesa, AZ | 10-14 | 12,003 | 13 | 1994 | Phoenix, AZ | 19-11 | 126,160 | 15 |
| 1970 | Mesa, AZ | 15-13 | 17,614 | 14 | 1995 | Phoenix, AZ | 15-11-1 | 41,893 | 15 |
| 1971 | Mesa, AZ | 12-15 | 14,889 | 16 | | | 6-4-2 | 16,617 | 6 |
| 1972 | Mesa, AZ | 9-11 | 17,295 | 13 | 1996 | Phoenix, AZ | 16-16-1 | 86,543 | 15 |
| 1973 | Mesa, AZ | 14-10 | 21,206 | 14 | 1997 | Phoenix, AZ | 17-15-1 | 103,298 | 18 |
| 1974 | Mesa, AZ | 8-16 | 26,732 | 12 | 1998 | Phoenix, AZ | 18-13 | 93,261 | 17 |
| 1975 | Mesa, AZ | 7-11 | 36,732 | 10 | 1999 | Phoenix, AZ | 16-17 | 92,110 | 16 |
| 1976 | Mesa, AZ | 4-10 | 21,373 | 9 | 2000 | Phoenix, AZ | 20-11-1 | 77,781 | 14 |
| 1977 | Mesa, AZ | 12-15 | 24,446 | 16 | 2001 | Phoenix, AZ | 22-10 | 110,876 | 15 |
| 1978 | Mesa, AZ | 9-15 | 28,695 | 12 | 2002 | Phoenix, AZ | 17-15-1 | 118,268 | 17 |
| 1979 | Scottsdale, AZ | 12-10 | 13,295 | 9 | 2003 | Phoenix, AZ | 16-13-2 | 81,537 | 14 |
| 1980 | Scottsdale, AZ | 13-7 | 19,098 | 10 | 2004 | Phoenix, AZ | 19-14-1 | 123,535 | 16 |
| 1981 | Scottsdale, AZ | 17-10 | 37,899 | 13 | 2005 | Phoenix, AZ | 15-18 | 129,434 | 17 |
| 1982 | Phoenix, AZ | 8-14 | 42,043 | 10 | 2006 | Phoenix, AZ | 15-17 | 113,077 | 16 |
| 1983 | Phoenix, AZ | 14-11 | 28,621 | 9 | 2007 | Phoenix, AZ | 17-12-2 | 113,033 | 15 |
| 1984 | Phoenix, AZ | 12-14 | 33,352 | 12 | 2008 | Phoenix, AZ | 18-8 | 88,617 | 13 |
| 1985 | Phoenix, AZ | 13-13-1 | 49,718 | 13 | 2009 | Phoenix, AZ | 17-18-2 | 105,147 | 18 |
| 1986 | Phoenix, AZ | 17-12 | 68,292 | 15 | 2010 | Phoenix, AZ | 12-17-3 | 105,507 | 16 |
| 1987 | Phoenix, AZ | 14-15 | 88,994 | 14 | 2011 | Phoenix, AZ | 12-21-1 | 98,349 | 17 |
| 1988 | Phoenix, AZ | 14-16 | 129,120 | 15 | 2012 | Phoenix, AZ | 15-7-2 | 72,617 | 11 |
| 1989 | Phoenix, AZ | 19-13 | 152,416 | 16 | 2013 | Phoenix, AZ | 17-13-3 | 88,202 | 16 |
| 1990 | Phoenix, AZ | 6-10 | 81,490 | 9 | 2014 | Phoenix, AZ | 15-13-5 | 78,011 | 15 |
| 1991 | Phoenix, AZ | 13-16-1 | 156,345 | 16 | 2015 | Mesa, AZ | 22-11-2 | 110,059 | 15 |
| 1992 | Phoenix, AZ | 15-13 | 131,460 | 14 | 2016 | Mesa, AZ | 12-17-3 | 100,614 | 15 |

MEDIA GUIDE CREDITS

The 2017 Oakland Athletics Media Guide is a production of the Oakland Athletics Public Relations Department, Oakland Coliseum, 7000 Coliseum Way, Oakland, CA 94621. The guide was edited by Baseball Information Manager Mike Selleck with assistance from Catherine Aker, Director of Corporate Communications; Debbie Gallas, Media Services Manager; Adam Loberstein, Player and Media Relations Manager and Zak Basch, Media Relations Manager.

The 2017 Oakland Athletics Media Guide was printed by Dumont Printing, 1333 G Street, Fresno, CA 93706. Special thanks to Jill Skinner and Lori Sakoda. The cover was designed by Dumont Printing.

Statistical assistance from Major League Baseball's Information System, Elias Sports Bureau, Stats Inc., Bill Arnold of The Sports Features Group, David Vincent, Retrosheet and Baseball Reference.

Photography by Michael Zagaris, Oakland A's; Ron Riesterer, Oakland Tribune; National Baseball Hall of Fame; Mike Wagner; Frank Longobardo, Laiken Whitters and Oakland A's archives.

Additional and updated information, statistics or photos are available to accredited news sources by contacting the A's Public Relations Department or by logging onto the team's virtual pressbox—pressbox.athletics.com.