

A's<sup>TM</sup>

AL WEST DIVISION 20  
CHAMPIONS 20



2021 OAKLAND ATHLETICS

MEDIA GUIDE

## MARCH/APRIL

| SUN                | MON               | TUE               | WED                | THU               | FRI               | SAT               |
|--------------------|-------------------|-------------------|--------------------|-------------------|-------------------|-------------------|
| SF 28<br>1:05 PM   | SF 29<br>7:05 PM  | SF 30<br>1:05 PM  |                    | HOU 1<br>7:07 PM  | HOU 2<br>6:40 PM  | HOU 3<br>1:07 PM  |
| HOU 4<br>1:07 PM   | LAD 5<br>6:40 PM  | LAD 6<br>6:40 PM  | LAD 7<br>12:37 PM  | HOU 8<br>5:10 PM  | HOU 9<br>5:10 PM  | HOU 10<br>1:05 PM |
|                    | ARI 12            | ARI 13            |                    | DET 15            | DET 16            | DET 17            |
| DET 18<br>1:07 PM  | MIN 19<br>6:40 PM | MIN 20<br>6:40 PM | MIN 21<br>12:37 PM |                   | BAL 23<br>4:05 PM | BAL 24<br>4:05 PM |
| BAL 25<br>10:05 AM | TB 26<br>4:10 PM  | TB 27<br>4:10 PM  | TB 28<br>4:10 PM   | TB 29<br>10:10 AM | BAL 30<br>6:40 PM |                   |

## JULY

| SUN                | MON               | TUE                | WED              | THU               | FRI               | SAT               |
|--------------------|-------------------|--------------------|------------------|-------------------|-------------------|-------------------|
|                    |                   |                    |                  | TEX 1<br>12:37 PM | BOS 2<br>6:40 PM  | BOS 3<br>4:15P M  |
| BOS 4<br>1:07 PM   |                   | HOU 6<br>5:10 PM   | HOU 7<br>5:10 PM | HOU 8<br>11:10 AM | TEX 9<br>5:05 PM  | TEX 10<br>1:05 PM |
| TEX 11<br>11:35 AM |                   |                    |                  |                   | CLE 16<br>6:40 PM | CLE 17<br>1:07 PM |
| CLE 18<br>1:07 PM  | LAA 19<br>6:40 PM | LAA 20<br>12:37 PM |                  | SEA 22<br>7:10 PM | SEA 23<br>7:10 PM | SEA 24<br>7:10 PM |
| SEA 25<br>1:10 PM  |                   | SD 27<br>7:10 PM   | SD 28<br>1:10 PM | LAA 29<br>6:38 PM | LAA 30<br>6:38 PM | LAA 31<br>1:05 PM |

## MAY

| SUN                | MON               | TUE               | WED                | THU                | FRI               | SAT               |
|--------------------|-------------------|-------------------|--------------------|--------------------|-------------------|-------------------|
|                    |                   |                   |                    |                    |                   | BAL 1<br>1:07 PM  |
| BAL 2<br>1:07 PM   | TOR 3<br>6:40 PM  | TOR 4<br>6:40 PM  | TOR 5<br>6:40 PM   | TOR 6<br>12:37 PM  | TB 7<br>6:40 PM   | TB 8<br>1:07 PM   |
| TB 9<br>1:07 PM    |                   | BOS 11<br>4:10 PM | BOS 12<br>4:10 PM  | BOS 13<br>4:10 PM  | MIN 14<br>5:10 PM | MIN 15<br>1:05 PM |
| MIN 16<br>11:10 AM |                   | HOU 19<br>6:40 PM | HOU 19<br>6:40 PM  | HOU 20<br>12:37 PM | LAA 21<br>6:38 PM | LAA 22<br>7:07 PM |
| LAA 23<br>1:07 PM  | SEA 24<br>6:40 PM | SEA 25<br>6:40 PM | SEA 26<br>12:37 PM | LAA 27<br>6:40 PM  | LAA 28<br>6:40 PM | LAA 29<br>1:07 PM |
| LAA 30<br>1:07 PM  | SEA 31<br>1:10 PM |                   |                    |                    |                   |                   |

## AUGUST

| SUN                | MON               | TUE                | WED               | THU                | FRI               | SAT               |
|--------------------|-------------------|--------------------|-------------------|--------------------|-------------------|-------------------|
| LAA 1<br>1:07 PM   |                   | SD 3<br>4:10 PM    | SD 4<br>12:37 PM  |                    | TEX 6<br>6:40 PM  | TEX 7<br>1:07 PM  |
| TEX 8<br>1:07 PM   |                   | CLE 10<br>4:10 PM  | CLE 11<br>4:10 PM | CLE 12<br>12:10 PM | TEX 13<br>5:05 PM | TEX 14<br>4:05 PM |
| TEX 15<br>11:35 AM | CWS 16<br>5:10 PM | CWS 17<br>5:10 PM  | CWS 18<br>5:10 PM | CWS 19<br>11:10 AM | SF 20<br>6:40 PM  | SF 21<br>1:07 PM  |
| SF 22<br>1:07 PM   | SEA 23<br>6:40 PM | SEA 24<br>12:37 PM |                   | 25                 | 26                | 27                |
| 28                 | 29                | 30                 | 31                |                    |                   |                   |

## JUNE

| SUN               | MON               | TUE               | WED                | THU              | FRI              | SAT              |
|-------------------|-------------------|-------------------|--------------------|------------------|------------------|------------------|
|                   |                   | SEA 1<br>7:10 PM  | SEA 2<br>7:10 PM   |                  | COL 4<br>4:05 PM | COL 5<br>6:10 PM |
| COL 6<br>12:10 PM |                   | ARI 8<br>6:40 PM  | ARI 9<br>12:37 PM  | KC 10<br>6:40 PM | KC 11<br>6:40 PM | KC 12<br>1:07 PM |
| KC 13<br>1:07 PM  | LAA 14<br>6:40 PM | LAA 15<br>6:40 PM | LAA 16<br>12:37 PM |                  | 27               | 28               |
| 29                | 30                |                   |                    |                  |                  |                  |

## SEPTEMBER/OCTOBER

| SUN               | MON               | TUE               | WED               | THU                | FRI               | SAT               |
|-------------------|-------------------|-------------------|-------------------|--------------------|-------------------|-------------------|
|                   |                   |                   | DET 1<br>4:10 PM  | DET 2<br>10:10 AM  | TOR 3<br>4:07 PM  | TOR 4<br>12:07 PM |
| TOR 5<br>12:07 PM |                   | CWS 7<br>6:40 PM  | CWS 8<br>6:40 PM  | CWS 9<br>12:37 PM  | TEX 10<br>6:40 PM | TEX 11<br>1:07 PM |
| TEX 12<br>1:07 PM |                   | KC 14<br>5:10 PM  | KC 15<br>5:10 PM  | KC 16<br>11:10 AM  | LAA 17<br>6:38 PM | LAA 18<br>6:07 PM |
| LAA 19<br>1:07 PM | SEA 20<br>6:40 PM | SEA 21<br>6:40 PM | SEA 22<br>6:40 PM | SEA 23<br>12:37 PM | HOU 24<br>6:40 PM | HOU 25<br>1:07 PM |
| HOU 26<br>1:07 PM | SEA 27<br>7:10 PM | SEA 28<br>7:10 PM | SEA 29<br>7:10 PM |                    | 30                | 31                |

HOME

AWAY

EXHIBIT GAME





**David Forst** begins his sixth season as the A's General Manager in 2021.

# TABLE OF CONTENTS

## FRONT OFFICE

|                                  |    |
|----------------------------------|----|
| Table of Contents .....          | 2  |
| Front Office Directory .....     | 4  |
| Front Office Profiles .....      | 8  |
| Baseball Operations .....        | 14 |
| Sports Medicine Staff .....      | 21 |
| Medical Consultants .....        | 23 |
| Clubhouse and Staff .....        | 23 |
| Additional Clubhouse Staff ..... | 25 |
| Business Operations .....        | 25 |
| Front Office Staff .....         | 28 |

## 2021 ATHLETICS

|                           |     |
|---------------------------|-----|
| Manager and Coaches ..... | 34  |
| The Players .....         | 43  |
| Roster .....              | 322 |

## 2020 SEASON IN REVIEW

|  |     |
|--|-----|
| Season in Review .....                 | 326 |
| Batting and Pitching Statistics .....  | 332 |
| Fielding Statistics .....              | 333 |
| Day-By-Day Results .....               | 334 |
| Wild Card Statistics .....             | 336 |
| Wild Card Results .....                | 336 |
| Division Series Results .....          | 336 |
| Division Series Statistics .....       | 337 |
| Miscellaneous Stats .....              | 337 |
| Club Statistics .....                  | 338 |
| Highs and Lows .....                   | 338 |
| Batting with RISP .....                | 340 |
| Batting with the Bases Loaded .....    | 340 |
| Designated Hitting Statistics .....    | 341 |
| Pinch Hitting Statistics .....         | 341 |
| Player Transactions .....              | 341 |
| Final Spring Training Statistics ..... | 343 |
| Spring Training Results .....          | 345 |

## RECORDS

|   |     |
|---|-----|
| Athletics Year-By-Year .....                  | 348 |
| Athletics vs. the American League .....       | 350 |
| Athletics vs. the National League .....       | 352 |
| Athletics in Divisional Play .....            | 352 |
| Oakland A's Month-by-Month .....              | 353 |
| Athletics Franchise Records .....             | 354 |
| Oakland Athletics Records .....               | 360 |
| Franchise Career Batting Leaders .....        | 366 |
| Oakland Career Batting Leaders .....          | 367 |
| Franchise Career Pitching Leaders .....       | 368 |
| Oakland Career Pitching Leaders .....         | 369 |
| Franchise Season Batting Leaders .....        | 370 |
| Oakland Season Batting Leaders .....          | 371 |
| Franchise Season Pitching Leaders .....       | 372 |
| Oakland Season Pitching Leaders .....         | 373 |
| Athletics Year-By-Year Batting .....          | 374 |
| Athletics Year-By-Year Pitching .....         | 376 |
| Athletics Year-By-Year Fielding .....         | 378 |
| Athletics Year-By-Year Batting Leaders .....  | 380 |
| Athletics Year-By-Year Pitching Leaders ..... | 386 |

|   |     |
|---|-----|
| Athletics Home Run History .....            | 392 |
| Athletics Streaks .....                     | 397 |
| Oakland Athletics Streaks .....             | 398 |
| Athletics Low-Hit Games .....               | 399 |
| Oakland Athletics Steals of Home .....      | 400 |
| Career Games Played Leaders .....           | 401 |
| Homestands and Road Trips .....             | 402 |
| Longest Games in Oakland History .....      | 402 |
| Game Times .....                            | 403 |
| Oakland A's at the All-Star Break .....     | 403 |
| High Scoring Games in Oakland History ..... | 404 |
| Biggest Comebacks and Blown Leads .....     | 404 |
| The Last Time It Happened .....             | 405 |

## HISTORY

|   |     |
|---|-----|
| Athletics History .....                               | 408 |
| Notable Performances & Award Winners .....            | 409 |
| Athletics Hall of Fame .....                          | 413 |
| Athletics in the National Baseball Hall of Fame ..... | 415 |
| Athletics All-Star Game Selections .....              | 416 |
| Oakland Athletics in Season Openers .....             | 417 |
| Oakland A's Opening Day Lineups .....                 | 418 |
| The Championship Years .....                          | 420 |
| All-Time Postseason Results .....                     | 425 |
| Postseason Team Totals .....                          | 429 |
| Wild Card Series Records .....                        | 431 |
| Division Series Records .....                         | 433 |
| League Championship Series Records .....              | 435 |
| World Series Records .....                            | 437 |
| Postseason Records .....                              | 439 |
| Postseason Career Leaders .....                       | 441 |
| Postseason Single Game Bests .....                    | 442 |
| Postseason Series Year-By-Year Recap .....            | 443 |
| Athletics All-Time Roster .....                       | 481 |
| Oakland A's Coaches .....                             | 489 |
| Most Recent Trades With Each Team .....               | 489 |
| Oakland A's & San Francisco Giants .....              | 490 |

## OPPONENTS

|                            |     |
|----------------------------|-----|
| Baltimore Orioles .....    | 492 |
| Boston Red Sox .....       | 493 |
| Chicago White Sox .....    | 494 |
| Cleveland Indians .....    | 495 |
| Detroit Tigers .....       | 496 |
| Houston Astros .....       | 497 |
| Kansas City Royals .....   | 498 |
| Los Angeles Angels .....   | 499 |
| Minnesota Twins .....      | 500 |
| New York Yankees .....     | 501 |
| Seattle Mariners .....     | 502 |
| Tampa Bay Rays .....       | 503 |
| Texas Rangers .....        | 504 |
| Toronto Blue Jays .....    | 505 |
| Arizona Diamondbacks ..... | 506 |
| Colorado Rockies .....     | 506 |
| Los Angeles Dodgers .....  | 507 |
| San Diego Padres .....     | 507 |
| San Francisco Giants ..... | 508 |

**PLAYER DEVELOPMENT**

|   |     |
|---|-----|
| Athletics Minor League Directory .....  | 510 |
| Athletics Scouting Assignments.....     | 511 |
| Athletics Minor League Affiliates ..... | 513 |
| Minor League Field Staff.....           | 514 |
| Las Vegas Aviators Staff.....           | 519 |
| Midland RockHounds Staff.....           | 522 |
| Lansing Lugnuts Staff.....              | 523 |
| Stockton Ports Staff.....               | 525 |
| Arizona A's Staff.....                  | 527 |
| Minor League Schedules.....             | 529 |
| 2020 Draft Picks.....                   | 530 |
| Organizational Players .....            | 531 |

**MISCELLANEOUS**

|   |     |
|---|-----|
| Oakland Coliseum.....                     | 566 |
| Coliseum Attendance Records .....         | 567 |
| Coliseum Rainouts & Shortened Games ..... | 569 |
| Media Information and Policies.....       | 570 |
| Athletics On The Air.....                 | 572 |
| Athletics Broadcast History .....         | 576 |
| Spring Training Information.....          | 578 |
| Spring Training Schedule.....             | 578 |
| Past Spring Training Records.....         | 579 |
| Oakland A's In The Community.....         | 580 |
| In Memory.....                            | 581 |

**INDEX TO SELECTED FILLERS**

|  |     |   |     |
|--|-----|---|-----|
| 20-Game Winners, Oakland A's .....                   | 389 | Living Philadelphia Athletics .....                     | 122 |
| 20-Game Winning Streak, Oakland A's .....            | 428 | Managers, Athletics .....                               | 35  |
| All-Star Game Selections, A's Most .....             | 316 | Milestone Hits, Oakland A's .....                       | 361 |
| All-Stars, A's Oldest .....                          | 44  | Milestone Home Runs, Athletics and Oakland .....        | 392 |
| All-Stars, A's Youngest .....                        | 49  | Milestones Within Reach.....                            | 96  |
| At a glance, A's.....                                | 342 | Minor League Affiliates, A's Recent .....               | 512 |
| Batting Practice Schedule, Coliseum.....             | 575 | Monthly Bests, Athletics Franchise.....                 | 383 |
| Built, How the A's Were.....                         | 320 | No Hit, Consecutive Games Without Being.....            | 406 |
| Clinching Dates.....                                 | 424 | Non-Roster Invitees, Recent to play for Oakland.....    | 297 |
| Coaching Assignments, Oakland A's Recent.....        | 39  | Opening Day, Oakland A's Most Consecutive Starts.....   | 430 |
| Coliseum Firsts.....                                 | 59  | Opening Day, Oakland A's Most Starts.....               | 430 |
| Coliseum Quick Facts.....                            | 566 | Opening Day, Oakland A's Most Starts by Position.....   | 430 |
| Comeback, Athletics Biggest .....                    | 234 | Opening Day, Oakland A's Oldest Starters .....          | 432 |
| Consecutive Games Played, Oakland A's .....          | 401 | Opening Day, Oakland A's Youngest Starters .....        | 432 |
| Contract Status, Oakland A's.....                    | 265 | Pitchers Career Hitting, Oakland A's.....               | 207 |
| Cycle, Athletics who have hit for the.....           | 357 | Player and Pitcher of the Year, A's Organizational..... | 564 |
| Designated Hitter Rule.....                          | 368 | Player of the Week, A's Recent.....                     | 410 |
| Directory, MLB .....                                 | 503 | Players Who Have Pitched, Oakland A's.....              | 200 |
| Doubleheaders, Oakland A's Day/Night .....           | 179 | Postseason Bests .....                                  | 409 |
| Doubleheaders, Oakland Athletics .....               | 157 | Presidents, Oakland A's .....                           | 8   |
| Ejections, Oakland A's Recent .....                  | 185 | Radio Network, Oakland A's.....                         | 573 |
| Elephant, The A's.....                               | 7   | Relief Pitcher Effectiveness.....                       | 344 |
| First Round Draft Picks, A's .....                   | 530 | Retired Numbers, Athletics.....                         | 413 |
| Five-hit games, Oakland A's.....                     | 192 | Ron Bergman Award, The .....                            | 413 |
| Franchise Facts .....                                | 528 | Rookie Rule.....  | 164 |
| General Managers, Oakland A's .....                  | 10  | Runs, 10 or more in an inning.....                      | 363 |
| Ground Rules, Coliseum .....                         | 569 | Save Rule.....  | 369 |
| Hits in a Game, Oakland A's 20 or More .....         | 359 | Scoreless Streaks, Longest by Oakland Pitchers .....    | 373 |
| Homerless Streaks, Longest by Oakland Pitchers ..... | 373 | Starts in the Batting Order.....                        | 334 |
| Home Run Derby Participants, Athletics .....         | 105 | Suspended Games, Oakland A's.....                       | 339 |
| Home Runs, Athletics Milestone .....                 | 392 | Triple Plays, Athletics Grounded Into .....             | 69  |
| Injured List, A's.....                               | 331 | Triple Plays, Athletics Turned .....                    | 391 |
| Lasts by A's Pitchers.....                           | 372 |   |     |



**OAKLAND ATHLETICS**

Stadium/Mailing Address:  
Oakland Alameda County Coliseum  
7000 Coliseum Way  
Oakland, CA 94621

Business Office:  
55 Harrison Street, 3rd Floor  
Oakland, CA 94607

510-638-4900  
athletics.com

---

## **FRONT OFFICE DIRECTORY**

---

### **EXECUTIVES**

|   |             |
|---|-------------|
| Owner/Managing Partner .....                          | John Fisher |
| President .....                                       | David Kaval |
| Executive Vice President of Baseball Operations ..... | Billy Beane |
| Chairman Emeritus .....                               | Lew Wolff   |
| Board Member .....                                    | Bill Gurtin |
| Board Member .....                                    | Keith Wolff |
| Board Member .....                                    | Sandy Dean  |

### **Office of the President**

|   |                       |
|---|-----------------------|
| Special Assistant to the President .....    | Rickey Henderson      |
| Special Assistant to the President .....    | Rollie Fingers        |
| Chief of Staff .....                        | Miguel Duarte         |
| Vice President, Government Affairs .....    | Taj Tashombe          |
| Director, Special Projects .....            | Dash Davidson         |
| Senior Coordinator, Operations .....        | Colette Lucas-Conwell |
| Executive Assistant and Board Liaison ..... | Curtis Wiggington     |

### **Alumni and Family Relations**

|   |                |
|---|----------------|
| Director, Alumni and Family Relations .....           | Detra Paige    |
| Senior Coordinator, Alumni and Family Relations ..... | Melissa Guzman |

### **BASEBALL OPERATIONS**

|  |                             |
|--|-----------------------------|
| General Manager .....  | David Forst                 |
| Manager .....  | Bob Melvin                  |
| Assistant General Manager, Major League & International Operations ..... | Dan Feinstein               |
| Assistant General Manager/Director of Player Personnel .....             | Billy Owens                 |
| Special Assistant to General Manager .....                               | Grady Fuson                 |
| Special Assistant to General Manager .....                               | Chris Pittaro               |
| Director of Scouting .....   | Eric Kubota                 |
| Director of Player Development .....                                     | Ed Sprague                  |
| Senior Director, Baseball Development and Technology .....               | Rob Naberhaus               |
| Director of Minor League Operations .....                                | Zak Basch                   |
| Special Assistant to Baseball Operations .....                           | Scott Hatteberg             |
| Special Assistant to Scouting & International Operations .....           | Steve Sharpe                |
| Director of Baseball Administration .....                                | Pamela Pitts                |
| Director of Team Travel .....  | Mickey Morabito             |
| Special Advisor to Player Development .....                              | Keith Lieppman              |
| Research Scientist .....   | David Jackson-Hanen         |
| Assistant Directors, Research and Analytics .....                        | Pike Goldschmidt, Ben Lowry |
| Assistant Director, Scouting and Baseball Operations .....               | Haley Alvarez               |
| Coordinator, Scouting and Baseball Operations .....                      | Greg Ledford                |
| Analyst, Baseball Operations .....                                       | Samantha Schultz            |
| Video Coordinator .....  | Adam Rhoden                 |
| Minor League Technology & Development Manager .....                      | Ed Gitlitz                  |

|  |                |
|--|----------------|
| Minor League Video Assistant .....                   | Taylor Schmidt |
| Executive Administrator, Baseball Operations .....   | Alison Chapot  |
| Manager, Minor League Operations .....               | Nancy Moriuchi |
| Developer, Baseball Systems .....                    | Ben Lewis      |
| Coordinator, Cultural and Educational Programs ..... | Luis Victoria  |

### **Clubhouse**

|  |                |
|--|----------------|
| Equipment Manager .....                | Steve Vucinich |
| Visiting Clubhouse Manager .....       | Mike Thalblum  |
| Assistant Equipment Manager .....      | Brian Davis    |
| Umpire & Clubhouse Assistant .....     | Matt Weiss     |
| Senior Facility Manager, Arizona ..... | James Gibson   |
| Manager, Minor League Equipment .....  | Thomas Miller  |
| Arizona Clubhouse Manager .....        | Chad Yaconetti |

### **Medical Staff**

|  |                                     |
|--|-------------------------------------|
| Head Athletic Trainer .....                  | Nick Paparesta                      |
| Assistant Athletic Trainers .....            | Jeff Collins, Brian Schulman        |
| Sport Performance Coach .....                | Josh Cuffe, Steven Candelaria       |
| Major League Massage Therapist .....         | Ozzie Lyles                         |
| Senior Coordinator of Medical Services ..... | Larry Davis                         |
| Team Physicians .....                        | Dr. Allan Pont, Dr. Grant Wang      |
| Team Orthopedists .....                      | Dr. Jon Dickinson, Dr. Will Workman |
| Arizona Team Physician .....                 | Dr. Fred Dicke                      |

## **COMMUNICATIONS, COMMUNITY AND MARKETING**

|  |                |
|--|----------------|
| Vice President, Marketing and Communications ..... | Catherine Aker |
|--|----------------|

### **Communications**

|  |                 |
|--|-----------------|
| Director of Baseball Communications .....    | Fernando Alcalá |
| Director of Communications and Content ..... | Erica George    |
| Baseball Information Manager .....           | Mike Selleck    |
| Baseball Communications Manager .....        | Mark Ling       |
| Baseball Communications Coordinator .....    | Olivia Hummer   |
| Senior Video Producer .....                  | Kit Karutz      |
| Social Media Manager .....                   | Madison Campos  |
| Social Media Coordinator .....               | Jessica Seibert |

### **Community Engagement**

|   |                   |
|---|-------------------|
| Director, Community Engagement & Community Fund .....   | Stephanie Gaywood |
| Manager, Community Engagement .....                     | Whitney Campbell  |
| Coordinator, Youth Baseball and Softball Programs ..... | Kyle Grozen       |

### **Marketing**

|                             |                    |
|-----------------------------|--------------------|
| Director of Marketing ..... | Lisa Bullard       |
| Marketing Manager .....     | Alissa Persichetti |
| Graphic Designer .....      | Garrett Lyons      |
| Team Photographer .....     | Michael Zagaris    |

### **Broadcasting**

|  |   |
|--|---|
| Coordinating Producer, Broadcasting .....      | D'Aulaire Louwrese  |
| Broadcasting & Media Content Coordinator ..... | Joey Liberatore   |
| Multimedia Producer .....                      | Cody Elias  |
| Senior Broadcast Producer and Host .....       | Chris Townsend  |
| Team Announcers .....                          | Ray Fosse, Ken Korach, Glen Kuiper, Vince Cotroneo, Dallas Braden |

### **Ballpark Entertainment**

|   |                  |
|---|------------------|
| Executive Producer, Ballpark Entertainment .....    | Amelia Schimmel  |
| Senior Manager, Productions .....                   | Justin Marshall  |
| Senior Motion Graphics Designer .....               | Daniel Contreras |
| Ballpark Entertainment Production Coordinator ..... | Charlie Kenneweg |
| Public Address Announcer .....                      | TBA              |
| In-Game Host .....                                  | Kara Tsuboi      |
| Mascot .....  | Stomper          |

**SALES & BUSINESS OPERATIONS**

Vice President, Sales & Business Operations ..... Steve Fanelli

**Business Analytics**

Sr. Director of Business Analytics ..... Mark Bashuk  
Lead Business Analyst ..... Caroline Bernardi

**Ticket Sales**

Sr. Director, Ticket Sales ..... Josh Feinberg  
Manager, Group Sales & Hospitality ..... Michael Rodgers

**Spring Training Business Operations**

Director, Spring Training Business Operations ..... Joe Pun

**Ticket Services**

Senior Director of Service & Retention ..... Josh Ziegenbusch  
Manager, Membership Services ..... Matt Seu  
Account Executives, Membership Services ..... Mariah Fitzpatrick, Xavier Rentz  
Premium Services Manager ..... Nicola Norris

**Ticket Operations**

Director of Ticket Operations ..... David Adame  
Senior Manager, Ticket Solutions ..... Austin Redman  
Ticket Operations Coordinator ..... Allie Guido

**Corporate Partnerships**

Senior Director of Corporate Partnerships ..... Greg Rieber  
Senior Director, Partnership Marketing ..... Cat Mundy  
Director of Corporate Partnership Development ..... Andy Szabo  
Sr. Manager, Partnership Marketing ..... Payton Sprague

**STADIUM OPERATIONS**

Vice President, Stadium Operations ..... David Rinetti  
Senior Director of Stadium Operations ..... Paul La Veau  
Director of Concessions & Merchandise ..... Nicole Morgan  
Senior Manager of Stadium Operations Events ..... Kristy Ledbetter  
Senior Manager of Stadium Services ..... Randy Duran  
Senior Manager, Guest Services ..... Elisabeth Aydelotte  
Senior Manager, Stadium Operations ..... Matt Van Norton  
Stadium Operations Systems Manager ..... Jason Silva  
Stadium Operations Scheduler ..... Sarah Halsey  
Stadium Operations Payroll Specialist ..... Desiree Powers  
Guest Experience Coordinator ..... Nick Bigot  
Guest Services Assistant ..... Giancarlo Bautista  
Stadium Operations Coordinator ..... Matt Wannemuehler  
Manager of Authentication ..... Erik Farrell  
Head Groundskeeper ..... Clay Wood  
Assistant Groundskeeper ..... Zack Ricketts  
Arizona Groundskeeper ..... Chad Huss

**REAL ESTATE**

Sr. Director, Land Development ..... Sam Worden  
Director, Real Estate ..... Anye Spivey  
Senior Manager, Project Development ..... Noah Rosen  
Senior Real Estate Analyst ..... Leo Yang  
Project Coordinators ..... Grace Howard, Dominic Williams

## LEGAL , PEOPLE OPERATIONS AND TECHNOLOGY

Vice President, General Counsel ..... D'Lonra Ellis

### Legal

Associate General Counsel ..... Rhean Fajardo, Hemmy So

### People Operations

Director of Diversity, Inclusion & Belonging ..... Kyle Ellington  
Senior People Operations Manager ..... Adam Scoggan  
Human Resources Business Partner, Stadium Operations ..... Diane Binder  
People Operations Coordinator ..... Mari Rodriguez

### Technology

Director of Information Technology ..... Jody Johnson  
Senior Systems Administrator ..... Kevin Lowe  
Senior IT Support Administrators ..... Shaunna Brotherton, Dave Cramer  
Senior Director, Engineering & Multimedia Services ..... David Don  
Engineering & Multimedia Services Manager ..... Marisela Ruiz-Acosta

### Office Services

Offices Services Coordinator ..... Andrea Ramsey

## ADMINISTRATION

Executive Assistant ..... Kai Glass  
Coordinator of Project Activation ..... Fallan Groth

## FINANCE

Controller ..... Adam Tyhurst

### Finance and Accounting

Senior Director of Finance ..... Kasey Jarck  
Director of Accounting ..... John Anki  
Senior Manager, Payroll ..... Rose Dancil  
Accounting Manager ..... Aaron Wali  
Financial Analysts ..... Alex Wong, Ryan De Vera  
Senior Accountant, Accounts Payable ..... Isabelle Mahaffey  
Senior Accountants ..... Danna Mouat, Paul Basilio  
GL Accountant ..... Stephen Curry

## THE A'S ELEPHANT

After helping form the American League in 1901, New York Giants manager John McGraw dismissed the A's with contempt by calling them "The White Elephants," implying Connie Mack should not be allowed to spend money without supervision. Mack defiantly adopted the White Elephant as the team insignia and in 1902, the Athletics won their first American League pennant.


The White Elephant remained the team's mascot and later that decade, made its first appearance on the A's team sweaters. In 1918, the Elephant saw its first game action when Mack had the pachyderm symbol (in blue with a white "A" inside) placed on the left sleeve of every player.

By 1920, Mack had fully adopted the Elephant as the team's symbol. The traditional "A" on front of the team's jersey was replaced by a blue elephant logo. After a few poor seasons, Mack decided change was in order. So, in 1924, the blue elephant was replaced by the traditional white elephant on the team's jersey and the A's played better ball for the next few years.

In 1928, Mack decided the elephant had worn out its brief welcome on the A's jersey fronts and replaced the logo with the familiar "A" on the uniform. The A's went on to win two World Championships and an AL crown in the next three years, although the resurgence was probably due more to the additions of Fox, Simmons, Grove and Cochrane than the Elephant's absence.

That was the last year for the Elephant on the A's uniform until 1955, when the A's, now in Kansas City, added the patch to their uniform sleeves. However, when Charlie Finley purchased the team in the early 1960's, the Elephant was once again sent packing and replaced by, of all animals, a mule.

Prior to the 1988 season, the A's brought back a new, more aggressive A's Elephant. In 1995, the traditional A's Elephant was reincorporated into many of the team's promotional items and publications and is now a prominent feature on the A's uniform.





# FRONT OFFICE PROFILES

## DAVID KAVAL

### President

[@DaveKaval](#) [@DaveKaval](#)



On Nov. 17, 2016, David Kaval was named the seventh president in the history of the Oakland Athletics.

As one of the most dynamic leaders currently in sports, Kaval has led a complete transformation of the organization. He has repositioned the internal and external perception of the Club and has driven a number of innovative initiatives to propel the business forward.

In his five seasons as president, Kaval has enhanced the fan experience by making upgrades to the Oakland Coliseum, introduced a forward-thinking season ticket program, hosted MLB's first completely free game, and welcomed the largest crowd in Oakland Coliseum history when 56,310 fans attended the game versus the San Francisco Giants on July 21, 2018. He has implemented a number of initiatives to connect with fans and community stakeholders, including hosting weekly office hours, participating in town hall meetings, and communicating via Twitter and Instagram at @DaveKaval.

In addition to delivering the best baseball experience for the Club's fans, Kaval is committed to increasing the organization's community impact. During the 2020 season, the Club focused on five main community initiatives: COVID-19 relief, social justice, building community, education, and youth baseball and softball. The team donated more than \$2.6 million back to the community, including \$1.62 million for COVID-19 relief efforts.

Kaval worked alongside state and local officials to open an Accessible Voting Center at the Coliseum for the 2020 General Election. The Coliseum Vote Center was the largest in Northern California and included in-person voting in the Oakland Arena, curbside voting from the car, and ballot drop boxes for individuals to deposit their completed mail-in ballots. The A's also provided 3,000 KN95 masks and 1,300 pre-loaded Clipper cards to help ensure the most vulnerable Alameda County residents could vote safely. As part of the Vote Center, Alameda County provided free COVID-19 tests and flu shots.

In February 2021, under Kaval's leadership, the A's partnered with the White House and the State of California to open the first federally operated vaccination center in the country at the Oakland Coliseum.

Kaval is leading the Club's efforts to open a new waterfront ballpark in Oakland. He has made it a priority to engage the community to ensure the ballpark project is bigger than baseball. The A's have hosted hundreds of community meetings and workshops since 2018, giving residents a voice to share their perspectives and insights on how the ballpark can benefit and provide opportunities in Oakland. He is also leading the A's plans to redevelop the current Coliseum site. In 2020, the Alameda County Board of Supervisors sold the County's 50 percent interest of the Oakland Alameda County Coliseum Complex to the A's.

Kaval previously served as the president of the San Jose Earthquakes of Major League Soccer. He oversaw the business and soccer sides of the franchise and represented the club on the Major League Soccer Board of Governors. He continues to serve as a Board Member of the San Jose Earthquakes.

### OAKLAND A'S PRESIDENTS

| President         | Years            |
|-------------------|------------------|
| Charles O. Finley | 1968-80          |
| Roy Eisenhardt    | 1981-86          |
| Walter J. Haas    | 1990-92          |
| Sandy Alderson    | 1993-95; 1997-98 |
| Steve Schott      | 1996             |
| Michael Crowley   | 1998-2016        |
| David Kaval       | 2017-present     |

During his time with the Quakes, the team won the 2012 Supporters' Shield, which is awarded to the MLS team with the best regular season record. His success with the team culminated in the opening of Avaya Stadium – the Quakes' \$100M privately financed soccer stadium – on March 22, 2015. Kaval developed the innovative \$20M naming rights partnership with Avaya, which helped create the first cloud-enabled stadium. Since opening its gates, Avaya Stadium has held numerous events, including the 2016 MLS All-Star Game and World Cup Qualifiers. The 18,000-seat venue also houses the largest outdoor bar in North America.



Prior to joining the Earthquakes, Kaval founded the independent Golden Baseball League (GBL) in 2003. Memorable GBL alumni include Hall of Famer Rickey Henderson, Jose Canseco, Daniel Nava, Jose Lima, and Mark Prior. Kaval has also spent time in the Office of the President of the United States in Washington, D.C., where he worked on the National Security budget as part of the Office of Management and Budget (OMB).

He serves on a number of boards, including the Bay Area Council and Rocketship Education, in addition to the National Governing Board of the Positive Coaching Alliance (PCA) and the Young Presidents' Organization (YPO).

In 2000, Kaval co-authored a book entitled "The Summer that Saved Baseball," which highlights a tour of all 30 Major League Baseball stadiums in the summer of 1998. He is also a lecturer in management at the Stanford Graduate School of Business (GSB) where he teaches sports management.

A native of Cleveland, Ohio, Kaval earned a B.A. with honors in International Relations and an M.B.A. from Stanford University. He is a longtime resident of Menlo Park and lives there with his wife and two daughters.

## BILLY BEANE

### Executive Vice President, Baseball Operations

Billy Beane, who is considered one of the most progressive and talented executives in the game today, has molded the A's into one of baseball's most respected teams since he was named head of baseball operations following the 1997 season. He was promoted to his current position of executive vice president of baseball operations on Oct. 5, 2015, after 18 seasons as general manager.

Under his watch, the A's have compiled a 1926-1696 (.532) record over the last 23 years, which is the third-best record in the American League and sixth best in all of baseball during that time frame. The A's have seven American League West titles (2000; 2002-03; 2006; 2012-13, 2020) and have secured four AL Wild Card spots (2001; 2014; 2018; 2019) during that span. His teams have posted 90 or more wins in 10 of the last 21 years. The A's 11 postseason appearances since the 2000 season are tied for sixth most among all Major League teams, trailing only New York-AL (17), St. Louis (14), Los Angeles-NL (12) and Atlanta (12).

Beane received MLB's inaugural Executive of the Year award in 2018 and has been named Major League Executive of the Year by Baseball America two times (2002; 2013) and The Sporting News Executive of the Year three times (1999; 2012; 2018). He also earned MLB.com's Greatness in Baseball Yearly (GIBBY) Award as the 2012 MLB Executive of the Year and the 2012 Legacy Awards' Rube Foster Award as AL Executive of the Year, presented by the Negro League Baseball Museum. In November of 2001, Beane was named to Street & Smith's Sport Business Journal's "40 Under 40" list, honoring the nation's top 40 sports executives under the age of 40.

Additionally, Beane earned the prestigious Inspirational Leader Award from Leaders in Sport at the 2017 Sport Business Summit in London and was named to the Forbes list of 100 Greatest Living Business Minds in 2017.

During his tenure, A's players have garnered numerous individual accolades. Jason Giambi and Miguel Tejada earned American League Most Valuable Player awards in 2000 and 2002, respectively. Barry Zito was named the American League's Cy Young Award winner in 2002 while Bobby Crosby (2004), Huston Street (2005) and Andrew Bailey (2009) have all won AL Rookie of the Year honors.

Beane has continually remolded a team that has posted one of the majors' best records over the last decade. Over the years, his ability to acquire pivotal players through trades has proven instrumental in keying several playoff runs.

Beane's executive talents and the organization's baseball philosophy were the subject of Michael Lewis' best-selling book "Moneyball: The Art of Winning an Unfair Game," which opened the eyes of many of the top sports executives and business CEOs in the nation. The book has since been made into a full-length motion picture featuring Brad Pitt in the starring role, which premiered in 2011.

As a result, Beane remains in great demand on the national speaking circuit, where he regularly addresses top companies on his management approach of identifying and using undervalued



assets to create and sustain a competitive edge. He is a minority owner and sits on the board of directors for the Dutch professional football club AZ Alkmaar.

Further demonstrating his unique tastes and interests, Beane was invited to speak at Rupert Murdoch's News Corp. management retreat in Pebble Beach, Calif., in 2006, an event that focused on issues such as volunteerism, technology and politics and featured leaders and luminaries from around the world. Among the VIP who attended were British Prime Minister Tony Blair, Israeli Vice Premier Shimon Peres, former President Bill Clinton, former Vice President Al Gore, former House Speaker Newt Gingrich, former Harvard President Lawrence Summer and U2 lead singer Bono.

In 2008, Beane also collaborated with Gingrich and Sen. John Kerry in co-authoring an article in the New York Times offering possible remedies for the U.S. health care crisis. In addition, he was honored by PromaxBDA Sports Media Marketing Awards with the "Game Changer Award" in 2011, an accolade given to a "cultural trendsetter who, through the development of new technologies, applications, business models, and industries, has transformed the business of Sports Media and Sports Media Marketing."

Beane joined the A's front office staff in 1990 as the club's major league advance scout. In 1993, former A's president and general manager Sandy Alderson promoted him to the assistant general manager's position when Walt Jocketty left the organization to accept the assistant general manager's job in Colorado. Alderson handed over his general manager's duties to Beane on Oct. 17, 1997.

A first round draft pick (23rd overall) of the New York Mets in the 1980 June Free Agent Draft, Beane played six major league seasons as an infielder, outfielder and catcher for the Mets, Minnesota Twins, Detroit Tigers and A's. His final season in uniform was 1989 when he was a utility player on the A's World Championship team. Beane retired as an active player in the spring of 1990.

A native of San Diego, Calif., Beane attended Mt. Carmel High School and UC San Diego, where he studied economics. Billy and his wife, Tara, reside in Danville, Calif., with their twins, Brayden and Tinsley. His daughter, Casey, is a graduate of Kenyon (Ohio) College.

## OAKLAND A'S HEAD OF BASEBALL OPERATIONS

| Name                       | Years        |
|----------------------------|--------------|
| Charles O. Finley          | 1968-79      |
| Billy Martin               | 1980-82      |
| Walt Jocketty, Dick Wincek | 1983         |
| Sandy Alderson             | 1983-97      |
| Billy Beane                | 1997-Present |

## SIGNIFICANT AND RECENT TRADES MADE IN THE BILLY BEANE ERA

### 1997

|        |  |
|--------|--|
| Nov. 7 | Acquired P Kenny Rogers and cash from New York (AL) for a PTBNL (IF Scott Brosius on November 18). |
| Dec. 8 | Acquired P Mike Fetters from Cleveland for P Steve Karsay.   |

### 1998

|         |  |
|---------|--|
| April 8 | Acquired C Mike Macfarlane and cash from Kansas City for OF Shane Mack and a PTBNL (minor league P Greg Hansell on May 8). |
| July 12 | Acquired P Tim Worrell from Cleveland for minor league IF Adam Robinson.   |

### 1999

|         |   |
|---------|---|
| July 23 | Acquired minor league OF Terrence Long and minor league P Leonar Vasquez from New York (NL) for P Kenny Rogers.   |
| July 29 | Acquired P Omar Olivares and IF Randy Velarde from Anaheim for minor league OF Jeff DaVanon, minor league OF Nathan Haynes and minor league P Elvin Nina. |
| July 31 | Acquired P Kevin Appier from Kansas City for P Brad Rigby, minor league P Blake Stein and minor league P Jeff D'Amico.                                    |
| July 31 | Acquired P Jason Istringhausen and P Greg McMichael from New York (NL) for P Billy Taylor.  |
| Dec. 13 | Acquired P Justin Miller from Colorado for P Jimmy Haynes. (Trade was part of a four-team deal in which   |

Colorado traded Haynes, C Henry Blanco and P Jamey Wright to Milwaukee; Milwaukee then traded IF Jeff Cirillo, P Scott Karl and cash to Colorado; Colorado traded IF Vinny Castilla to Tampa Bay; Tampa Bay traded P Rolando Arrojo and IF Aaron Ledesma to Colorado).

### 2000

|         |  |
|---------|--|
| Feb. 18 | Acquired OF Jeremy Giambi from Kansas City for P Brett Laxton.                                       |
| July 28 | Acquired P Jim Mecir and P Todd Belitz from Tampa Bay for minor league P Jesus Colome and cash.      |
| Nov. 17 | Acquired minor league P Ryan Cullen and minor league P Aaron Harang from Texas for IF Randy Velarde. |
| Nov. 20 | Acquired P Eric Ireland from Chicago (NL) for OF Matt Stairs.  |
| Dec. 7  | Acquired P Chad Bradford from Chicago (AL) for minor league C Miguel Olivo.                          |

### 2001

|          |   |
|----------|---|
| Jan. 8   | Acquired P Roberto Hernandez and P Cory Lidle from Tampa Bay for OF Ben Grieve and cash; traded P Roberto Hernandez, C A.J. Hinch, minor league IF Angel Berroa and cash to Kansas City for OF Johnny Damon, minor league IF Mark Ellis and cash. |
| March 28 | Acquired IF Eric Hinske from Chicago (NL) for minor league IF Miguel Cairo; as part of the deal, the A's also   |

refused the return of Rule 5 Draft selection P Scott Chiasson.

July 3 Acquired OF Ron Gant from Colorado for minor league OF Robin Jennings.

July 25 Acquired OF Jermaine Dye from Kansas City in a three-team trade in which Colorado sent infielder Neifi Perez to Kansas City and Oakland sent minor league OF Mario Encarnacion, minor league IF Jose Ortiz and minor league P Todd Beltz to Colorado.

Nov. 2 Acquired minor league IF Adam Morrissey from Chicago (NL) for IF Mark Bellhorn.

Dec. 7 Acquired P Billy Koch from Toronto for IF Eric Hinske and P Justin Miller.

Dec. 14 Acquired OF David Justice and cash from New York (NL) for P Mark Guthrie and P Tyler Yates.

**2002**

Jan. 14 Acquired IF Carlos Peña and P Mike Venafrò from Texas for P Mario Ramos, IF Jason Hart, OF Ryan Ludwick and minor league C Gerald Laird.

March 18 Acquired P Justin Duchschere from Texas for P Luis Vizcaino.

May 22 Acquired OF John Mabry from Philadelphia for OF Jeremy Giambi.

July 5 Acquired P Ted Lilly, minor league OF John-Ford Griffin and minor league P Jason Arnold from New York (AL) as part of a three-team, seven player trade in which the A's sent IF Carlos Pena, P Franklyn German and a PTBNL (P Jeremy Bonderman on Aug. 22) to Detroit for P Jeff Weaver and cash. The A's then sent Weaver to New York to complete the deal.

July 25 Acquired Ray Durham from Chicago (AL) for minor league P Jon Adkins.

July 30 Acquired P Ricardo Rincon from Cleveland for minor league IF Marshall McDougall.

Nov. 16 Acquired minor league IF Mike Rouse and minor league P Chris Mowday for Toronto for P Cory Lidle.

Dec. 3 Acquired P Keith Foulke, C Mark Johnson and minor league P Joe Valentine for P Billy Koch and two minor league players to be named later (P Neal Cotts and OF Daylan Holt on December 16).

Dec. 15 Acquired IF Erubiel Durazo from Arizona in a four-team trade in which the A's sent a minor league PTBNL (P Jason Arnold on December 16) to Toronto; Toronto sent IF Felipe Lopez to Cincinnati; Cincinnati sent P Elmer Dessens to Arizona.

**2003**

July 30 Acquired OF Jose Guillen from Cincinnati for minor league pitchers Aaron Harang, Joe Valentine and Jeff Bruksch.

Nov. 18 Acquired OF Bobby Kielty and a PTBNL from Toronto for P Ted Lilly.

Nov. 26 Acquired OF Mark Kotsay from San Diego for C Ramon Hernandez and OF Terrence Long.

Dec. 21 Acquired C Damian Miller and cash from Chicago (NL) for a PTBNL (Chris Mowday).

**2004**

April 17 Acquired P Kirk Saarloos from Houston for P Chad Harville.

June 24 Acquired P Octavio Dotel and cash from Kansas City for minor leaguer P Mike Wood and minor league IF Mark Teahan.

Nov. 27 Acquired C Jason Kendall from Pittsburgh for P Mark Redman and P Arthur Rhodes.

Dec. 15 Acquired IF Keith Ginter from Milwaukee for minor league P Justin Lehr and OF Nelson Cruz.

Dec. 16 Acquired P Juan Cruz, P Dan Meyer and OF Charles Thomas from Atlanta for P Tim Hudson.

Dec. 18 Acquired P Kiko Calero, P Danny Haren and minor league C Daric Barton from St. Louis for P Mark Mulder.

**2005**

July 13 Acquired OF Jay Payton and cash from Boston for P Chad Bradford; acquired P Joe Kennedy and P Jay Witasick from Colorado for OF Eric Byrnes, minor league IF Omar Quintanilla and cash.

Dec. 5 Acquired P Chad Gaudin from Toronto for a PTBNL (Dustin Majewski).

Dec. 13 Acquired OF Milton Bradley and IF Antonio Perez from Los Angeles (NL) for minor league OF Andre Ethier.

**2007**

June 29 Acquired P Andrew Brown from San Diego for OF Milton Bradley and cash.

July 16 Acquired C Rob Bowen and P Jerry Blevins from Chicago (NL) for C Jason Kendall and cash.

Nov. 18 Acquired P Kristian Bell and P Graham Godfrey from Toronto for IF Marco Scutaro.

Dec. 14 Acquired P Brett Anderson, P Dana Eveland, P Greg Smith, IF Chris Carter, OF Aaron Cunningham, OF Carlos Gonzalez from Arizona for P Dan Haren and P Connor Robertson.

**2008**

Jan. 3 Acquired P Gio Gonzalez, P Fautino De Los Santos and OF Ryan Sweeney from Chicago (AL) for OF Nick Swisher.

Jan. 14 Acquired P Joey Devine and P Jamie Richmond from Atlanta for OF Mark Kotsay and cash.

July 8 Acquired P Sean Gallagher, C Josh Donaldson, IF Eric Patterson and OF Matt Murton from Chicago (NL) for P Rich Harden and P Chad Gaudin.

July 17 Acquired P Josh Outman, IF Adrian Cardenas and OF Matt Spencer from Philadelphia for P Joe Blanton.

Nov. 12 Acquired OF Matt Holliday from Colorado for P Greg Smith, P Huston Street and OF Carlos Gonzalez.

**2009**

Feb. 2 Acquired RHP Michael Wuertz from Chicago (NL) for OF Richie Robnett and IF Justin Sellers.

July 5 Acquired OF Scott Hairston from San Diego for P Sean Gallagher, P Craig Italiano and P Ryan Webb.

July 24 Acquired P Clayton Mortensen, IF Brett Wallace and OF Shane Peterson from St. Louis for OF Matt Holliday.

July 31 Acquired IF Tyler Ladendorf from Minnesota for IF Orlando Cabrera.

**2010**

Jan. 16 Acquired IF Kevin Kouzmanoff and minor league IF Eric Sogard from San Diego for OF Scott Hairston and OF Aaron Cunningham.

Feb. 1 Acquired IF Adam Rosales and OF Willy Taveras from Cincinnati for IF Aaron Miles and cash.

Nov. 10 Acquired OF David DeJesus from Kansas City for P Vin Mazzaro and minor league P Justin Marks.

Nov. 17 Acquired minor league Ps Trystan Magnuson and Daniel Farquhar from Toronto for OF Rajai Davis.

Dec. 16 Acquired OF Josh Willingham from Washington for P Henry Rodriguez and OF Corey Brown.

**2011**

Jan. 8 Acquired RHP Guillermo Moscoso from Texas for minor league RHP Ryan Kelly.

June 30 Acquired RHP Bruce Billings and a PTBNL (OF Eliezer Mesa on September 30) from Colorado for 2B Mark Ellis and cash.

July 31 Acquired LHP Jordan Norberto and 1B Brandon Allen from Arizona for RHP Brad Ziegler.

Dec. 9 Acquired RHP Ryan Cook, OF Collin Cowgill and RHP Jarrod Parker from Arizona for LHP Craig Breslow, RHP Trevor Cahill and cash.

Dec. 23 Acquired RHP A.J. Cole, LHP Tommy Milone, C Derek Norris and RHP Brad Peacock for Washington for LHP Gio Gonzalez and RHP Rob Gilliam.

Dec. 28 Acquired RHP Raul Alcantara, IF Miles Head and OF Josh Reddick from Boston for RHP Andrew Bailey and OF Ryan Sweeney.

#### 2012

Jan. 16 Acquired OF Seth Smith from Colorado for RHP Guillermo Moscoso and LHP Josh Outman.

Aug. 3 Acquired minor league C David Freitas from Washington for C Kurt Suzuki and cash.

Aug. 20 Acquired SS Stephen Drew from Arizona for minor league IF Sean Jamieson.

Oct. 20 Acquired OF Chris Young and cash from Arizona for SS Cliff Pennington and minor league IF Yordy Cabrera.

Nov. 16 Acquired P Andrew Werner and IF Andy Parrino from San Diego for P Tyson Ross and minor league IF A.J. Kirby-Jones.

#### 2013

Jan. 16 Acquired C John Jaso from Seattle in a three-team trade in which the A's sent minor league Ps A.J. Cole, Blake Treinen and a PTBNL (minor league P Ian Krol on March 20) to Washington and Washington sent OF Michael Morse to Seattle.

Feb. 4 Acquired IF Jed Lowrie and P Fernando Rodriguez from Houston for IF Chris Carter, P Brad Peacock and minor league C Max Stassi.

July 30 Acquired IF Alberto Callaspo from Los Angeles (AL) for minor league IF Grant Green.

Aug. 23 Acquired C Kurt Suzuki and cash from Washington for minor league P Dakota Bacus.

Nov. 25 Acquired P Fernando Abad from Washington for minor league IF John Wooten.

Dec. 2 Acquired P Jim Johnson from Baltimore for IF Jemile Weeks and a PTBNL (minor league C David Freitas on December 12).

Dec. 3 Acquired IF Craig Gentry and P Josh Lindblom from Texas for OF Michael Choice and minor league IF Chris Bostick; Acquired P Luke Gregerson from San Diego for OF Seth Smith.

Dec. 10 Acquired P Drew Pomeranz and minor league P Chris Jensen from Colorado for P Brett Anderson and cash.

Dec. 11 Acquired minor league OF Billy Burns from Washington for P Jerry Blevins.

#### 2014

July 5 Acquired Ps Jeff Samardzija and Jason Hammel from Chicago (NL) for P Dan Straily, minor league IF Addison Russell, minor league OF Billy McKinney and a PTBNL or cash.

July 31 Acquired P Jon Lester, OF Jonny Gomes and cash from Boston for OF Yoenis Céspedes and a 2015 Competitive Balance Pick; Acquired OF Sam Fuld from Minnesota for P Tommy Milone.

Aug. 31 Acquired DH Adam Dunn and cash from Chicago (AL) for minor league P Nolan Sanburn.

Nov. 23 Acquired IF Ike Davis and international bonus slot 86 from Pittsburgh for international bonus slot 27.

Nov. 28 Acquired IF Brett Lawrie, Ps Kendall Graveman and Sean Nolin and minor league IF Franklin Barreto from Toronto for IF Josh Donadson.

Dec. 8 Acquired minor league IF Joey Wendle from Cleveland for 1B/OF Brandon Moss.

Dec. 9 Acquired P Chris Bassitt, C Josh Phegley, IF Marcus Semien and minor league IF Rangel Ravelo from the Chicago White Sox for P Jeff Samardzija and P Michael Ynoa.

Dec. 11 Acquired IF/OF Mark Canha from Colorado for minor league P Austin House and cash.

Dec. 18 Acquired P R.J. Alvarez and P Jesse Hahn from San Diego for C Derek Norris, minor league P Seth Streich and international bonus slot 117.

#### 2015

Jan. 10 Acquired IFs Ben Zobrist and Yunel Escobar from Tampa Bay for C John Jaso, minor league IF Daniel Robertson, minor league OF Boog Powell and cash.

Jan. 14 Acquired P Tyler Clippard from Washington for IF Yunel Escobar.

July 23 Scott Kazmir traded to the Houston Astros for minor league RHP Daniel Mengden and minor league C Jacob Nottingham.

July 27 Tyler Clippard and cash traded to the New York Mets for minor league RHP Casey Meisner.

July 28 Ben Zobrist and cash traded to the Kansas City Royals for RHP Aaron Brooks and minor league LHP Sean Manaea.

Nov. 20 Liam Hendriks acquired from Toronto for Jesse Chavez.

Nov. 25 Jed Lowrie acquired from Houston for minor leaguer Brendan McCarthy.

Dec. 2 Yonder Alonso and Marc Rzepczynski acquired from San Diego for Drew Pomeranz, Jose Torres and a player to be named later (Jabari Blash).

Dec. 8 Evan Scribner traded to Seattle for minor leaguer Trey Cochran-Gill.

Dec. 9 J.B. Wendelken and minor leaguer Zack Erwin acquired from the Chicago White Sox for Brett Lawrie.

#### 2016

Feb. 12 Khris Davis acquired from Milwaukee for minor leaguers Bubba Derby and Jacob Nottingham.

Feb. 25 Chris Coghlan acquired from the Chicago Cubs for Aaron Brooks.

June 9 Chris Coghlan traded to the Chicago Cubs for Arismendy Alcantara.

July 30 Billy Burns traded to the Kansas City Royals for Brett Eibner.

Aug. 1 Rich Hill and Josh Reddick traded to the Los Angeles Dodgers for Jharel Cotton, Frankie Montas and minor leaguer Grant Holmes.

Aug. 25 Marc Rzepczynski and cash traded to Washington for minor leaguer Max Schrock.

Aug. 31 Coco Crisp and cash traded to Cleveland for minor leaguer Colt Hynes.

Nov. 12 Paul Blackburn acquired from Seattle for Danny Valencia.

#### 2017

Jan. 26 Dillon Overton traded to Seattle for minor leaguer Jason Goldstein.

July 16 Sean Doolittle and Ryan Madson traded to Washington for Blake Treinen and minor leaguers Sheldon Neuse and Jesus Luzardo.

July 31 Sonny Gray traded to the New York Yankees with \$1.5 million international bonus slot cash in exchange for Dustin Fowler, Jorge Mateo and minor leaguer James

- Kaprielian; Adam Rosales traded to Arizona for minor leaguer Jeferson Mejia.
- August 6 Yonder Alonso traded to Seattle for Boog Powell.
- August 15 Chris Hatcher acquired from the Los Angeles Dodgers for \$500,000 international slot money.
- August 23 Rajai Davis traded to Boston for minor league outfielder Rafael Rincones.
- Nov. 15 Ryon Healy traded to Seattle for Emilio Pagan and minor leaguer Alexander Campos.
- Nov. 22 Jaycob Brugman traded to Baltimore for a player to be named later (minor leaguer Jake Bray on Dec. 19).
- Dec. 11 Joey Wendle traded to Tampa Bay for a player to be named later (minor leaguer Jonah Heim on Dec. 19).
- Dec. 14 Stephen Piscotty acquired from St. Louis for Yairo Muñoz and minor leaguer Max Schrock.

**2018**

- Jan. 29 Ryan Buchter, Brandon Moss and cash acquired from Kansas City for Jesse Hahn and Heath Fillmyer.
- March 31 Josh Lucas acquired from St. Louis for minor league pitcher Casey Meisner.
- April 19 Trayce Thompson traded to the Chicago White Sox for cash or a player to be named later.
- April 25 Wilmer Font acquired from the Los Angeles Dodgers for minor league pitcher Logan Salow.
- May 25 Wilmer Font traded to Tampa Bay for minor league pitcher Peter Bayer.
- July 21 Jeury's Familia acquired from the New York Mets for minor leaguers Bobby Wahl and Will Toffey and \$1,000,000 international slot money.
- Aug. 5 Shawn Kelley and cash considerations acquired from Washington for international slot money.
- Aug. 6 Mike Fiers acquired from the Detroit Tigers for two players to be named later (minor league pitchers Nolan Blackwood on Aug. 6 and Logan Shore on Sept. 19).
- Aug. 9 Fernando Rodney acquired from the Minnesota Twins for minor leaguer Dakota Chalmers.
- Aug. 31 Cory Gearrin acquired from Texas for minor league pitchers Abdiel Mendoza and Teodoro Ortega.
- Sept. 3 Aaron Brooks acquired from Milwaukee for cash considerations.
- Nov. 20 Tanner Anderson acquired from Pittsburgh for a player to be named later (minor leaguer Wilkin Ramos on Dec. 1).
- Dec. 21 Acquired Jurickson Profar from Texas in a three-team trade in which the A's sent minor leaguer Eli White and international bonus slot cash to Texas and pitcher Emilio Pagán and the A's Competitive Balance Round A pick in the 2019 First-Year Player Draft to Tampa Bay; Rangers sent minor leaguer Rollie Lacy to the Rays and Tampa Bay sent minor leaguers Kyle Bird, Brock Burke and Yoel Espinal to Texas.

**2019**

- March 27 Kendrys Morales and cash considerations acquired from the Toronto Blue Jays for minor league infielder Jesus Lopez and international slot money.
- May 14 Kendrys Morales and cash traded to the New York Yankees for a player to be named later or cash considerations.
- July 14 Homer Bailey acquired from Kansas City for minor leaguer Kevin Merrell.
- July 27 Jake Diekman acquired from the Kansas City Royals for minor league pitcher Ismael Aquino and minor league outfielder Dairon Blanco.
- July 31 Tanner Roark and cash considerations acquired from the Cincinnati Reds for minor league outfielder Jameson Hannah.
- Nov. 23 Jharel Cotton traded to the Chicago Cubs for cash considerations.
- Dec. 2 Austin Allen and a player to be named later (minor leaguer Buddy Reed on Dec. 12) acquired from the San Diego Padres for Jurickson Profar.
- Dec. 12 Vimal Machin acquired from the Philadelphia Phillies in exchange for cash considerations.

**2020**

- Jan. 13 Tony Kemp acquired from the Chicago Cubs for minor leaguer Alfonso Rivas.
- Feb. 15 Burch Smith acquired from the San Francisco Giants for cash considerations.
- June 30 Jorge Mateo traded to the San Diego Padres for a player to be named later (minor leaguer Junior Perez on Nov. 5).
- Aug. 28 Tommy La Stella acquired from the Los Angeles Angels for Franklin Barreto.
- Aug. 31 Mike Minor and cash acquired from the Texas Rangers for two players to be named later (minor leaguers Dustin Harris and Marcus Smith on Sept. 18) and international slot money.

**2021**

- Jan. 14 Nik Turley acquired from the Pittsburgh Pirates for cash considerations
- Jan. 30 Cole Irvin acquired from the Philadelphia Phillies for cash considerations
- Feb. 6 Elvis Andrus, Aramis Garcia and cash acquired from Texas for Khris Davis, Jonah Heim and minor leaguer Dane Acker
- Feb. 12 Adam Kolarek and minor leaguer Cody Thomas acquired from Los Angeles (NL) for Sheldon Neuse and minor leaguer Gus Varland
- Feb. 24 Dustin Fowler traded to Pittsburgh for cash considerations

## RICKEY HENDERSON

### Special Assistant to the President

Rickey Henderson enters his fourth season as Special Assistant to the President. In this role, Henderson assists A's President Dave Kaval in promoting the Oakland Athletics brand, in addition to continuing his duties as a roving on-field instructor.



During Henderson's 25-year Hall-of-Fame playing career, he spent 14 seasons with the Green and Gold. Henderson made 10 All-Star teams, won two World Series championships, one AL MVP (1990), one Gold Glove Award (1981), three Silver Slugger awards (1981, 1985, 1990) and one ALCS MVP Award (1989). He holds the record for most career stolen bases (1,406), runs scored (2,295) and lead-off home runs (81), as well as the single-season stolen base record (130, 1982). For his career, Henderson hit .279 with 3,055 hits, 297 home runs, 1,115 RBI, 1,406 stolen bases, and 2,295 runs scored. In 2009, he was elected to the Baseball Hall of Fame on the first ballot with 94.8% of the vote.

Following his playing career, Henderson joined the New York Mets as a special instructor in 2006 before being promoted to first base coach in 2007. For the past several seasons, Henderson has served as a roving instructor in the Athletics system.

## BASEBALL OPERATIONS

### DAVID FORST

#### General Manager

David Forst begins his 22nd season in the Athletics organization and his sixth as General Manager after being appointed to the position on Oct. 5, 2015. The A's have made 11 postseason appearances since he joined the organization in 2000, including six times in the last nine seasons.



Along with Billy Beane, Forst co-authored the acquisitions of every member of the 2020 A's American League West Champion team. Beginning with the drafting of Matt Olson (2012) and Matt Chapman (2014), continuing with the trades for Khris Davis (2016), Marcus Semien (2014), Frankie Montas (2016), Jesús Luzardo (2017) and Ramón Laureano (2017), all the way through the in-season trades for Tommy La Stella and Mike Minor, the 2020 playoff team was built by Forst and Beane over the last eight years through a myriad of transactions which led to three consecutive playoff appearances for the club, their firsts since 2014.

The A's 11 postseason appearances since his arrival in the 2000 season are fifth most among all major league teams, trailing only New York-AL (17), St. Louis (14), Los Angeles-NL (12) and Atlanta (12). Since his appointment to his current General Manager role, the club is tied for the fifth-best record in the American League, trailing only Houston, Cleveland, New York and Boston.

Forst's primary duties include working on player acquisitions, contract negotiations and player evaluations, as well as overseeing the day-to-day operations of the entire Baseball Operations Department. Prior to his promotion, Forst spent 12 seasons as assistant general manager after serving as an assistant to the general manager and coordinator of professional scouting.

The 44-year-old Forst graduated Cum Laude from Harvard University in 1998 with a Bachelor of Arts degree in sociology. He played baseball for the Crimson for four seasons and earned third team All-America honors as a senior in 1998. He also played for the Springfield (Ill.) Capitals of the Frontier League in 1998 and 1999.

A native of Encino, Calif., Forst resides in Berkeley, Calif., with his wife, Rebe, son, Judah, and daughter, Sasha.



## DAN FEINSTEIN

### Assistant General Manager, Major League and International Operations

Dan Feinstein enters his sixth season as assistant general manager, major league and international operations and 20th overall in the Athletics organization. He was promoted to assistant general manager after four years as director of professional scouting/baseball development. Feinstein's primary role is to assist Billy Beane and David Forst in all aspects of baseball operations, including roster construction, contract negotiations, arbitration, trade analysis and the interpretation of MLB rules.

In addition, he oversees the A's international scouting efforts in Latin America, Asia and Europe as well and the team's professional scouting staff.

This is Feinstein's second stint with the A's, having previously served in a variety of capacities from 1994-2004, including the role of assistant, amateur scouting and video coordinator. He spent the 2005 season as coordinator, baseball operations for the Los Angeles Dodgers and was director, baseball operations for the Tampa Bay Rays for six seasons from 2006-11 prior to rejoining the A's in 2012.

A native of Lafayette, Calif., he attended UC Davis and earned a degree in Medieval European History. Feinstein resides in Lafayette with his wife, Meghan, and two children, Will (9) and Charlotte (5).



## BILLY OWENS

### Assistant General Manager/Director of Player Personnel

Billy Owens begins his 23rd season with the Athletics and his sixth as assistant general manager/director of player personnel. He was promoted to the position after spending the previous 12 seasons as director of player personnel. Owens' responsibilities include providing input and recommendations for potential trades and free agent signings, along with evaluation in the area of amateur scouting.

Prior to moving into a front office position, Owens spent five seasons as a hitting coach in the A's minor league system, with stops at Southern Oregon (1999), Vancouver (2000-01) and Arizona (2002-03). In addition to his coaching duties, Owens also assumed scouting responsibilities as an area scout and was promoted to East Coast Scouting Coordinator in 2003.

A third round pick (72nd overall) by the Baltimore Orioles in the 1992 June Draft, Owens played seven seasons of minor league ball with the Baltimore (1992-96) and Houston organizations (1997-98) before joining the A's as an area scout.

A native of San Jose, Calif., Owens attended the University of Arizona, where he played both baseball and football. He was a football, basketball and baseball standout at Bellarmine College Preparatory and is a member of the school's hall of fame. Billy O makes his off-season home in Scottsdale, Ariz.



## ED SPRAGUE

### Director of Player Development

Entering his sixth season with the A's, Sprague enters his second season as director of player development after serving as assistant director of player development & coordinator of on-field analytics to director of player development during the 2019 season. He previously served the A's as instruction coordinator from 2016-18. He oversees the development and evaluation of players throughout the A's farm system, which consistently ranks among the best in the game. He also coordinates field instruction for the entire minor league system.

Sprague previously served as head coach at the University of Pacific from 2004-15, during which his teams posted an overall record of 250-406. During his tenure, 21 of his players were selected in the Major League Baseball Draft, with multiple players currently active in the professional ranks. He guided Pacific to one of the best seasons in program history in 2010, finishing with a 31-23 overall record that included a new program record of 31 victories over Division I op-



ponents. In addition to his on-field success, he spearheaded the campaign to build an on-campus home field for the Tigers, with Klein Family Field opening on April 18, 2006.

While a student-athlete at Stanford, the baseball program won back-to-back national titles in 1987 & 1988, and he was a member of Team USA Baseball that won an Olympic Gold Medal in Seoul in 1988. After being drafted by Toronto in the first round of the 1988 draft out of Stanford, Sprague played 11 years in the major leagues with the Blue Jays, A's, Pirates, Padres, Red Sox and Mariners. He was an integral part of the Blue Jays teams that won back-to-back World Series in 1992-93 and was named a National League All-Star in 1999 with the Pirates.

Sprague and his wife Kristen reside in Lodi, Calif. They have four children: daughters Payton and Paris, and sons Jed and John.

## ERIC KUBOTA

### Director of Scouting

Eric Kubota is in his 37th season with the Athletics organization and his 20th as director of scouting.

Kubota has overseen the club's last 19 drafts that have produced dozens of players who have risen to the major leagues with various clubs, including current A's Matt Olson (2012), Chad Pinder (2013), Matt Chapman (2014), Sean Murphy (2016) and A.J. Puk (2016). Kubota's talents as an evaluator helped assemble the majority of the A's minor league system that has combined for a 6420-6301 (.505) record over the last 19 seasons.

In January 2014, Kubota was honored as "Scout of the Year" by the Santa Clara County Hot Stove Committee.

Prior to assuming his current position, Kubota served as the club's supervisor of international scouting for three seasons, overseeing the scouting staff and player evaluations in the Dominican Republic and Venezuela.

Kubota, 56, began his baseball career in June of 1984 while he was an undergraduate at the University of California, Berkeley, spending the better part of six seasons working in the A's media relations department. In November of 1989, he joined the baseball operations staff as an assistant director of scouting, handling daily administrative duties of the scouting department, including preparation work for the Rule 4, Rule 5 and June drafts, compiling the team's prospect book and preparing statistical information.

He was elevated to Pacific Rim coordinator in November of 1996, where he acted as a liaison between the A's and Asian baseball teams in addition to his scouting duties in Northern California and Hawaii.

Eric graduated from Cal in 1986 with a bachelor of arts degree in political science. He resides in Rocklin, Calif., with his wife, Karen, and their two children.



## ZAK BASCH

### Director of Minor League Operations

Zak Basch enters his fourth season as director of minor league operations for the Athletics. For the previous five seasons, Basch worked in the A's communications department, culminating in a promotion to director of baseball communications before the 2017 season.

Prior to joining the Athletics front office in 2013, Basch worked in various roles in amateur and minor league baseball. He spent time with the Alaska Goldpanners and Anchorage Bucs of the Alaska Baseball League before working five years in the Pacific Coast League with the Reno Aces and the A's former Triple-A affiliate in Sacramento.

Basch played collegiately for Hofstra University and the University of Nevada before being selected in the 13th round of the 2003 draft by Boston. In June 2004, Basch was acquired by the Athletics in a trade with the Red Sox, finishing his playing career with Oakland's former short-season affiliate, the Vancouver Canadians.

A native of Toledo, Ohio, Basch now resides in Tempe, Ariz. with his girlfriend, Jane, and their cat, Boris.





## RAYMOND ABREU

### Director of Latin American Operations

Raymond Abreu is entering his 27th season with the Athletics and has served as the team's director of Latin American operations for the past 17 years.

In this dual role, Raymond oversees both the day-to-day working function of the Athletics Academy in La Victoria and also supervises the A's scouting efforts throughout the Dominican Republic. He has been with the Athletics since the inception of the Academy in 1994.

In addition to his duties with the A's, Abreu is the General Manager of the Toros del Este, a professional team in the Liga de Beisbol Dominicano which competes during the winter months. He has also previously spent time as the GM of Leones de Escogido.

Abreu holds a Business Management degree from Saint Peter's University. A native of Jersey City, N.J., Abreu resides in Santo Domingo, D.R., with his wife, Azalia, and three daughters, Isabella, Emma and Mila.



## KEITH LIEPPMAN

### Special Advisor to Player Development

Keith Lieppman begins his 51st year with the A's and his second as special advisor to player development after 28 seasons as the organization's director of player development. He will continue with the development and evaluation of players throughout the A's farm system, which consistently ranks among the best in the game.

Lieppman's gilded reputation as one of baseball's finest personnel executives was further amplified when he received Baseball America's Tony Gwynn Lifetime Achievement Award prior to the 2020 season. In 2010 when he received the Sheldon "Chief" Bender Award from Minor League Baseball for "distinguished service and being instrumental in player development" during his career.

Lieppman has managed at all levels of the A's minor league system, beginning in Modesto in 1980 and most recently with the Triple-A Tacoma Tigers from 1985-87. He also managed the Lacey Tigres of the Dominican Winter League in 1986. He began his baseball career in 1971 as a minor league player for the A's.

Keith is a graduate of the University of Kansas with a degree in journalism. He resides in Prescott, Ariz., with his wife, Corinne.



## ROB NABERHAUS

### Senior Director, Baseball Development and Technology

Rob Naberhaus is entering his ninth year with the Athletics and second as senior director, baseball development and technology. In this role, he oversees all aspects of the data and technology development within baseball operations.

Naberhaus previously served as architect, then director of baseball systems from 2012-19, and continues to oversee the design and creation of all analytics tools used by baseball operations. Prior to coming to Oakland, Rob spent four years with the Tampa Bay Rays in their baseball systems department. He had previously worked in IT consulting with Accenture from 2004-08.

A graduate of the University of Nebraska-Lincoln, Naberhaus resides in Scottsdale, Ariz., with his wife, Erin and son, Gareth.



## CHRIS PITTARO

### Special Assistant to the General Manager

Chris Pittaro enters his 30th season in the Oakland organization, his 10th as a special assistant to the general manager. Prior to being named to his current position, Pittaro served as director of professional scouting for five years.

He spent the previous six seasons as national field coordinator after serving as an area scout and national cross checker with the Athletics since 1991.

In 2012, Pittaro was inducted into the Professional Baseball Scouts Hall of Fame.

Selected by the Detroit Tigers in the 1982 June First Year Player Draft, Pittaro made his Major League debut with the Tigers in 1985, batting .242 in 28 games. He was traded to the Minnesota Twins in 1986 and spent parts of the '86 and '87 seasons on the Twins big league roster. He retired during the 1988 season.

Pittaro attended the University of North Carolina from 1980-82 before signing with the Tigers following his junior season. After he retired as a player in 1988, he enrolled in Rider College in New Jersey where he obtained a bachelor of science degree in finance in 1991, graduating Summa Cum Laude.

Pittaro is a native of Hamilton, N.J., and has three children; Erica, Giana and CJ.



## GRADY FUSON

### Special Assistant to the General Manager

Grady Fuson, former Oakland Athletics scouting director and one of the game's most respected scouts and baseball executives, returned for his second stint with the A's in 2010 as a special assistant to the general manager.

After beginning his career as an area scout with Oakland in 1982, he has now spent 30 seasons with the A's organization, including seven years as scouting director from 1995-2001.

Prior to his current stint with the Athletics, he served as vice president of scouting and player development with San Diego from 2006-09 after joining the Padres in 2005 as a special assistant to the general manager. His first stint with the A's ended in 2002, when he joined the Texas Rangers as assistant general manager, spending three seasons in charge of the Rangers scouting and player personnel.

In January of 2020, he was honored with the Legends in Scouting Award by the Professional Baseball Scouts Foundation. In 2017, Fuson was named the recipient of the 10th annual Sheldon "Chief" Bender Award, which is given by Minor League Baseball to a person with distinguished service who has been instrumental in player development. He also was named the West Coast Scout of the Year at the 2017 Baseball Winter Meetings in Orlando, which is an award voted on by scouting directors across baseball. The Scout of the Year program—which was founded in 1984 by Tony Pacheco, Jim Russo and Hugh Alexander—recognized members of the scouting community for their excellence in scouting, years of service and professionalism in the performance of his job.

After a two-year stint playing in the minor leagues, Fuson became head baseball coach at the University of Puget Sound in Washington before originally joining the A's franchise. During his tenure in Oakland, he has played a prominent role in drafting such players as Eric Chavez, Tim Hudson, Mark Mulder and Barry Zito, which provided the impetus for the franchise to feature five playoff teams over a seven-year period from 2000-06.



## STEVE SHARPE

### Special Assistant to Scouting and International Operations

Steve Sharpe enters his second season as Special Assistant to Scouting and International Operations after spending the previous two seasons as special assistant to professional and international scouting for the Athletics. Sharpe was selected by the A's in the 11th round of the 2004 First-Year Player Draft out of the University of Central Missouri. After spending seven



seasons playing in the A's system, Sharpe was hired by Oakland as a professional scout. He served as a pro scout for seven years which included a stint in the international department in 2015.

He assists in all aspects of the international player acquisition process, from maintaining contacts with foreign baseball entities to the negotiation of international player contracts. Domestically he is involved in the scouting and recommendation of both professional and amateur players.

Sharpe resides in Winchester, Va. with his wife, Laurel, and their three sons, Samson, Solomon and Simon.

## PAMELA PITTS

### Director of Baseball Administration

Pamela Pitts enters her 40th season in the organization and 29th as director of baseball administration. Her responsibilities include managing the day-to-day business side of the baseball operations department, including governing all major and minor league staff contract administration, player records, waivers, payroll issues and transactions. She started her baseball career with the A's in November of 1981 as the minor league and public relations secretary. Pamela resides in Danville, Calif., with her husband, Dan Dunn.



## DAVID JACKSON-HANEN

### Research Scientist

David is entering his sixth year with the Athletics as a research scientist in baseball operations. In this role, David works on developing and maintaining a number of internal statistical and analytical systems informing player evaluation and in-game strategy.

Prior to his current role, David worked as a consulting analyst for the As. Before working in baseball, David was in graduate school and also worked as an analyst for the hedge fund Ellington Management LLC.

David has a Ph.D in Mathematics from the Massachusetts Institute of Technology and an AB in Mathematics from Harvard University. He resides in San Francisco.



## PIKE GOLDSCHMIDT

### Assistant Director, Research and Analytics

Pike Goldschmidt enters his fourth year with the Athletics, second as assistant director, research and analytics. He contributes across multiple areas of baseball operations, including technology and strategy implementation, and contract negotiation.

Goldschmidt previously served as baseball operations analyst from 2017-19. Before Oakland, Pike worked as a baseball operations assistant for the Baltimore Orioles in 2016, following an internship with the Pittsburgh Pirates in 2015.

An East Bay native, Goldschmidt graduated from Amherst College in 2016, where he played on the Varsity Baseball team for four years. He lives in San Francisco.



## BEN LOWRY

### Assistant Director, Research and Analytics

Ben enters his seventh season with the Oakland Athletics and second as assistant director of research and analytics. In his current role, he oversees amateur draft analytics and provides input on potential player acquisition and transactions including trades, free agent signings, waiver claims, and the Rule 5 draft. He also supports the implementation of new technologies at both the major league and minor league level and oversees the intern hiring process.

Prior to his time with the A's, Ben has worked for the Houston Astros, Trackman Baseball and KPMG. A graduate of the University of Maryland, he currently resides in San Francisco.



---

## HALEY ALVAREZ

### Assistant Director, Scouting and Baseball Operations

Haley Alvarez enters her fourth season with the A's and her second as assistant director, scouting and baseball operations, where she leads the preparation and organization of MLB's Rule 4 Draft, assigns domestic and international scouting coverage and the signing of international prospects. In addition to her day-to-day scouting responsibilities, Alvarez explores new sports science initiatives that aid in the development of professional players, assists with free agent signings and prepares and manages the baseball operations budgets.

She joined the A's as a scouting coordinator in 2017, becoming the first woman in the A's front office to be hired as a talent evaluator. Alvarez previously served as a baseball operations assistant with the Reds, following an internship with the Red Sox in 2016. She began her MLB career as a baseball operations intern with the Athletics in 2015.

The Bay Area native attended the Branson School in Ross, Calif., and is a graduate of the University of Virginia with a Bachelor of Science in Commerce from the McIntire School. Alvarez resides in San Francisco.



---

## GREG LEDFORD

### Coordinator, Scouting and Baseball Operations

Greg Ledford enters his fourth season with the Athletics and second as coordinator, scouting and baseball operations. In this role, he's primarily focused on day-to-day operations of the scouting department, with a specific focus on preparation for the MLB Draft. Additionally, Greg assists with arbitration.

A graduate of Cal Poly San Luis Obispo, Ledford resides in San Francisco.



---

## SAMANTHA SCHULTZ

### Analyst, Baseball Operations

Sam Schultz enters her second year with the Athletics as a baseball operations analyst. Her primary role is assisting the player development staff as well as minor league coaches and players with data requests and analysis, primarily on the pitching front. She also assists with major league pitching and technology.

Schultz previously worked for the San Diego Padres as part of the inaugural MLB Diversity Fellowship class. She is a graduate of Saint Mary's College of California with a degree in Astrophysics and a minor in math. Schultz lives in Walnut Creek, Calif.



---

## ALISON CHAPOT

### Executive Administrator, Baseball Operations

Alison Chapot enters her second season in the organization as executive administrator. Her responsibilities include assisting with the day-to-day activities of the baseball operations department, including entering data in eBIS and managing minor league and employee contracts. She administers the College Scholarship Program and Continued Education Plan, as well as provides administrative support to the EVP and GM. Alison resides in Oakland, Calif.



---

## **BEN LEWIS**

### **Developer, Baseball Systems**

Ben Lewis is entering his second season with the Athletics and second as a baseball systems developer. In his role, he oversees the import, storage and quality of data from various sources in the baseball data sphere. Previously he completed internships with Major League Baseball and the Minnesota Wild.

He is a graduate of Macalester College and currently lives in Tempe, Ariz.



---

## **SPORTS MEDICINE STAFF**

---

## **NICK PAPARESTA**

### **Head Athletic Trainer**

Nick Paparesta enters his 11th season as the Oakland A's head athletic trainer after previously serving as the Tampa Bay Rays assistant athletic trainer for three seasons.

A native of North Fort Myers, Fla., Paparesta spent five years in the Rays organization. He joined Tampa Bay in 2006 as minor league head athletic trainer and rehabilitation coordinator, overseeing all minor league athletic trainers and rehabilitation with Minor League players in that role for two seasons. He was promoted to the major league level in 2008 and was a member of Tampa Bay's American League championship team that year.

Prior to his stint with the Rays, Paparesta worked in the Cleveland Indians organization for 11 seasons, including four years with Triple-A Buffalo. He is a graduate of Baldwin-Wallace College in Berea, Ohio, and holds certifications by the National Athletic Trainers' Association (NATA) and National Strength and Conditioning Association (NSCA).

In 2009, Paparesta shared honors with Ron Porterfield and Paul Harker of the Tampa Bay Rays as "Major League Athletic Training Staff of the Year." He was selected by PBATS to serve as the head athletic trainer for the American League team at the 2017 Major League Baseball All-Star Game in Miami, Fla. In 2018, Paparesta shared honors with Jeff Collins and Brian Schulman of the Oakland A's as "Major League Athletic Training Staff of the Year."

He resides in, Gilbert, Ariz., with his wife, Kristel, and two children, Noah and Alaina.



---

## **JEFF COLLINS**

### **Assistant Athletic Trainer**

Jeff Collins is in his 24th season in the A's organization and his fifth as assistant athletic trainer on the major league staff. Prior to his current role, he spent 19 seasons working with A's minor leaguers, including stints at Short-Season Southern Oregon (1998-99), Single-A Visalia (2000) and Short-Season Vancouver (2004). Collins also spent 16 seasons as the A's Minor League Medical Coordinator and earned PBATS Coordinator of the Year honors in 2014 and 2016. In 2019, Collins was recognized by his peers as a member of the Oakland A's, PBATS Major League Athletic Training Staff of the Year award. Since 2011, Collins has served as an athletic trainer for the ESPN Winter X Games. In his spare time he enjoys fitness, snowboarding and spending time with his family. He holds a degree in Athletic Training from Southern Illinois University and received his masters in Health, Wellness and Exercise Science at the University of Nevada. He is a certified member of the National Athletic Trainers' Association (NATA) and is a Licensed Athletic Trainer in the state of Arizona, where he resides with his wife, Renea, and their daughter, Breanne.



## BRIAN SCHULMAN

### Assistant Athletic Trainer

Brian Schulman enters his 11th season as an assistant athletic trainer with the A's and currently sits on the PBATS electronic medical records committee. In 2019 Schulman shared honors with Nick Paparesta and Jeff Collins as the Major League Athletic Training Staff of the Year award presented by PBATS. He was also one of the recipients of the 2012 PBATS President's Distinguished Service award for his work on Electronic Medical Records. Previously he was an assistant athletic trainer at the University of California, Berkeley, from 2004-08 before being promoted to rehabilitation coordinator from 2008-10. He also served previous internships with the San Francisco 49ers in 2003-04 and the Los Angeles Dodgers in 2000, as well as being a graduate assistant trainer at Fresno State in 2001-03. He is a certified strength and conditioning coach (CSCS) from the NSCA and holds a bachelor's degree in political science from UC Santa Barbara (2001) and a master's in kinesiology from Fresno State (2003). He resides in San Ramon, Calif., with his wife, Megan, and their two sons, Luke and Gavin.



## JOSH CUFFE

### Sport Performance Coach

Josh Cuffe enters his 10th season with the Athletics organization, his fifth as sport performance coach on the major league staff after spending the previous five seasons as the minor league strength and conditioning coordinator. He began his career in the Houston Astros organization and spent two seasons as strength coach at Salem (2005-06) before spending five seasons in the Arizona Diamondbacks farm system, where he was strength coach at South Bend (2007), Visalia (2008), Mobile (2009) and Reno (2010-11). Cuffe is a certified strength and conditioning coach (CSCS), registered strength and conditioning coach (RSCC) and corrective exercise specialist (CES) and holds a bachelor's degree in exercise science from Dakota State University. He resides in Chandler, Ariz., with his wife, Kindra, their daughter, Olive, and son, Lincoln.



## STEVEN CANDELARIA

### Sport Performance Coach

Steven Candelaria is entering his first season with the Athletics organization as a sport performance coach on the major league staff after spending the previous seven seasons in the Arizona Diamondbacks organization, making stops with the Arizona League (2014), Short-Season Missoula (2015), High-A Visalia (2016) and Triple-A Reno (2017-2020). He earned a B.S. in Human Performance and Exercise Science in 2012 and played baseball collegiately at Corban University in Salem, Ore. Steve currently resides in Las Vegas, Nev.



## OZZIE LYLES

### Major League Massage Therapist

Ozzie Lyles enters his 13th season as the Oakland A's team massage therapist. He previously worked several years with many professional athletes, while also studying and practicing sport and medical massage since 1992. He was employed at Oakbay Chiropractic in Oakland (1990-2009), and worked under the Oakland Raiders team orthopedic surgeon, Dr. Warren Strudwick (2004-09), and Dr. Steve Isono, the Olympic track and field orthopedic physician, in Emeryville. The Oakland, Calif., native also worked at Club One in Oakland.





## JUSTIN WHITEHOUSE

### Infection Control Prevention Coordinator


Justin Whitehouse will serve as the A's infection control prevention coordinator. This will be his 21st season in the organization, having previously spent 12 seasons with Double-A Midland (2008-19), five with Single-A Kane County (2003-07) and two years with Single-A Visalia (2001-02) as an athletic trainer. He was named Midwest League athletic trainer of the year in 2007.

Whitehouse earned his degree in health education at the University of Nevada at Reno and received his masters in physical education, with an emphasis in athletic training and biomechanics, at San Diego State. He interned with the San Francisco 49ers during spring and summer training camps in 1997 and 1998.

Originally from Stockton, Calif., Whitehouse resides in Reno, Nev., with his wife, Susan, and children, Cassandra and Lance.



## MEDICAL CONSULTANTS



Allan Pont, M.D.  
Team Physician



Grant Wang, M.D.  
Team Physician



Jon Dickinson, M.D.  
Team Orthopedist



Will Workman, M.D.  
Team Orthopedist



Fred Dicke, M.D.  
Arizona Team Physician



Douglas Freedberg, M.D.  
Arizona Team Orthopedist

## CLUBHOUSE AND STAFF

### MICKEY MORABITO

#### Director of Team Travel

Mickey Morabito enters his 42nd season as the Athletics director of team travel. He is responsible for arranging the transportation and accommodations of the team during spring training and the regular season. He has the second-longest tenure among active major league traveling secretaries. Morabito's career in professional baseball spans four decades, dating back to 1970 when he served as a batboy for the New York Yankees. He worked in the Yankees public relations department for seven seasons, working as an assistant from 1974-76 before taking over the director's duties in 1977. While with the Yankees, he managed the club's media relations efforts during the club's back-to-back World Championship seasons of 1977 and '78. Morabito joined the Athletics organization in the spring of 1980, handling dual roles as the club's director of public relations and traveling secretary. During his long career, he has been a part of six World Series teams, three with the A's and three with the Yankees. A native of Brooklyn, NY, Morabito attended Lafayette High School in Brooklyn and later earned his bachelor of arts degree in physical



education from Hunter College in New York City. A fan of Frank Sinatra, Dean Martin, fine dining and hockey, Mickey makes his home in Alameda and Manhattan Beach with his wife, Barbara.

## STEVE VUCINICH

### Equipment Manager

A fixture in the A's organization ever since the club moved to Oakland in 1968, Steve Vucinich enters his 28th season as the club's equipment manager after serving as the visiting clubhouse manager from 1974-93. This season is his 54th with the Athletics.

An Oakland native, Vucinich joined the A's organization as a ball boy in 1968 when the franchise relocated from Kansas City. From 1969-73, he served as an assistant in the home clubhouse before being named visiting clubhouse manager in 1974. Vucinich is a past president of the Major League Baseball Equipment Manager's Association and currently serves on the MLBMA's board of directors. He is also a past member of the advisory committee for Major League Baseball Properties.

Vucinich graduated from St. Joseph's High School in Alameda and Chabot College in Hayward. Commonly referred to as the A's historian, he makes his off-season home in Scottsdale with his wife, Valerie, and daughter, Kayla, who is a graduate of Gonzaga University.



## MIKE THALBLUM

### Visiting Clubhouse Manager

The 2021 season marks Mike Thalblum's 41st season in the A's organization and his 28th as the visiting clubhouse manager. He began his baseball career when he was 13 years old, serving as a clubhouse assistant in the team's spring training clubhouse in Phoenix. In 1985, Thalblum relocated to Oakland to work in the visiting clubhouse with Steve Vucinich and then in 1992, moved across the hall to the home side where he worked with the late Frank Ciencszyk for two seasons. In 1994, he assumed his current position as the visiting clubhouse manager. A native of Scottsdale, Ariz., Mikey and his wife, Janine, make their home in Dublin, Calif., with their sons, Stewart Robert, who is named after former A's pitchers Dave Stewart and Bob Welch, and Jonathon David.



## BRIAN DAVIS

### Assistant Equipment Manager

Brian Davis, who first joined the Oakland A's as a batboy in 1991, is entering his 31st season with the club and his 27th season as the club's assistant equipment manager. He is responsible for assisting Steve Vucinich in the day-to-day operation of the clubhouse, ranging from all equipment needs and meal planning, to occasionally travelling with the team on road trips. A native of Newark, Calif., Davis is a graduate of Placer High School in Auburn, Calif., and later attended both Chico State and Cal State Hayward. He is married and lives with his wife, Pam, and their two children—son, Owen, and daughter, Sophia—in Goodyear, Ariz.



## CLAY WOOD

### Head Groundskeeper

The 2021 season marks Clay Wood's 27th season as the head groundskeeper of the Oakland Coliseum and his 32nd in the Athletics organization. Under his direction, the Coliseum's playing surface is considered by players to be among the best in the Major Leagues and was the last active baseball/football facility. Clay joined the A's organization in May of 1989 as part of the club's spring training field maintenance team. A native of Fort Worth, Tex., Wood earned his bachelor of science degree in marketing from Arizona State University. Woody and his wife, Lisa, make their home in Danville, Calif., with their son, Tyler, and daughter, Katie.





## ADAM RHODEN

### Video Coordinator

Adam Rhoden begins his 28th season with the Oakland A's organization and 18th as the team's video coordinator. As a senior in high school, Rhoden first joined the team as an attendant in the home clubhouse. He served in that capacity from 1994-97 before moving to the visiting clubhouse as the main assistant and umpire attendant until 2003. During that time, he also assisted inside the A's player video room, eventually being promoted to his current position in 2004. As the A's video coordinator, Rhoden provides daily advance and video reports to Oakland's players and coaching staff and also travels full-time with the team. In addition to working for the Oakland A's, Adam served as the Golden State Warriors' assistant equipment manager from 1998-2002. A Bay Area native who grew up in Suisun, Rhoden attended UC Davis where he received a bachelor's degree in economics. He currently resides in San Ramon, Calif.



## ADDITIONAL CLUBHOUSE STAFF



**Cliff Clavin**  
Clubhouse  
Assistant



**Ruben Virgen**  
Clubhouse  
Assistant



**Matt Weiss**  
Umpire/Clubhouse  
Assistant



**Phil Pohl**  
Bullpen Catcher



**Dustin Hughes**  
Bullpen Catcher

## BUSINESS OPERATIONS

### CATHERINE AKER

#### Vice President, Marketing and Communications

Catherine Aker is in her sixth season with the Oakland A's. She oversees marketing, broadcasting, communications, content, and community engagement, along with the Oakland A's Community Fund, which serves as the Club's charitable arm.

In 2017, Aker became just the second female vice president for the Club and first in nearly 30 years. She began her career with the Arizona Diamondbacks in 2001 and quickly rose to become Director of Corporate Communications. After nearly 10 seasons with the D-backs, she took a short hiatus from baseball to start a family before founding her own consulting firm and nonprofit organization.

Aker formed the Women of the A's, which provides networking opportunities along with professional and leadership development for the team's female staff. She serves on the Board of Directors for the Women's Sports Foundation, Make-A-Wish Greater Bay Area, and the Orinda Baseball Association. She was awarded the 2017 Oakland Digital's Community Leader, the 2018 Emerging Leader for East Bay Women in Business, and was named as one of the 2019 Most Influential Women in Bay Area Business by the *San Francisco Business Times*. Aker was also a member of the 2018 class of 40 Under 40 for the *San Francisco Business Times* and *Diablo Magazine*.

Aker holds a B.A. in Fine Arts and a M.B.A. from the University of Arizona. She resides in Orinda, Calif., with her husband and two children.



## MIGUEL DUARTE

### Chief of Staff

Miguel Duarte was hired as chief of staff on December 1st, 2016. He is entering his fifth season with the Athletics.

In his role, Duarte oversees the Office of the President arm within the organization. He supports Club President Dave Kaval in heading the day-to-day business operations including the club's real estate, government affairs and investor relations teams.

Duarte spearheaded the move of the Athletics business operations to a 40,000 square-foot, third floor space on Oakland's waterfront at Jack London Square. The move centralized the club in the community it serves while also offering first-class amenities for the staff. The office features a uniquely designed memorabilia hall, state-of-the-art gym and a batting cage. In 2019, he also collaborated with project stakeholders to create critical roadmaps leading to the Alameda County Board of Supervisors vote to sell its share of the 112-acre Oakland-Alameda County Coliseum site. Duarte is currently overseeing capital improvement projects at the Coliseum for the 2021 MLB Season.

Prior to joining the Athletics, Duarte spent seven seasons with the San Jose Earthquakes of Major League Soccer. He originally joined the Quakes as a Fan Relations Specialist. He led the team in renewal percentage in the 2013, earning the club the Commissioner's Award given to the team with the highest retention rate in MLS. Promoted to executive assistant and board liaison in 2013, Duarte exclusively worked under Kaval in the building of Avaya Stadium, a privately financed soccer specific venue near San Jose Miñeta International Airport. Avaya Stadium opened to rave reviews and has hosted numerous matches with noteworthy clubs, including the 2016 MLS All-Star Game and friendlies featuring the US Men's & Women's Nation Teams.

Duarte holds a B.A. in Broadcast Communications from San Francisco State University. He also served as the Earthquakes online reporter and in-stadium video host during his tenure in San Jose. A native of San Francisco, Duarte currently resides with his wife and daughter in Walnut Creek, Calif.



## D'LONRA ELLIS

### Vice President, General Counsel

D'Lonra Ellis serves as Vice President and General Counsel of the Oakland Athletics. She was promoted to the position in August 2019 after joining the Club in 2017 as Assistant General Counsel. In her role, she oversees the legal department and works on its real estate, employment, intellectual property, and commercial matters. She also oversees the people operations and technology departments.

Prior to joining the Club, Ellis was the general counsel of Aspire Public Schools, a nonprofit charter management organization that runs over 35 schools in California and Tennessee. She has additional experience as a director and senior corporate counsel in the intellectual property, marketing, and advertising group at Gap, Inc.; and as an associate in the litigation practice of Howard Rice Nemerovski Canady Falk and Rabkin (now Arnold & Porter).

Ellis is an Adjunct Professor at UC Hastings College of Law, where she teaches sports law and the corporate counsel externship program. She sits on the board of directors of Bay Area Legal Aid, which provides legal services to low-income residents in seven Bay Area counties, and the board of directors of Seven Stories Institute, which runs a nonprofit bookstore collective in the Washington Heights neighborhood of New York City. She received her BA in Architecture, Preservation, and Planning from Columbia University and her JD from Stanford Law School. A lifelong A's fan, Ellis is from Richmond, Calif., and attended Bishop O'Dowd High School in Oakland.



## STEVE FANELLI

### Vice President, Sales and Business Operations

Steve Fanelli is entering his second consecutive season with the A's, overseeing ticket sales and operations, ticket services, business analytics and corporate partnerships, while keeping a focus on the continued enhancement of the overall fan experience. Steve also oversees business operations for Hohokam stadium for Spring Training in Mesa, Ariz.

An accomplished sales executive with a proven track record, Fanelli previously spent 20 years with the A's in various business operations and development roles, most recently as vice president of sales and services in 2017. Between his two stints with the A's, he spent two seasons with the San Francisco Giants as vice president of ticket strategy and operations (2018-19).

In his two-decade career in baseball, he has consistently been at the forefront of many industry-changing initiatives, including mobile ticketing, dynamic pricing, premium product development and subscription-model ticketing. Working closely with Major League Baseball, Fanelli currently maintains a strong focus on growing the game on both the local and league level, through product development, staffing optimization, digital strategy and mobile adoption.

Fanelli is a founding member of the Bay Area Professional Ticketing Association (BAPTA) and a current International Ticketing Association (INTIX) committee member. He is also active with the Sports Technology Awards, serving as a judge for the leading global celebration of technology led innovation across the international sports sector. A graduate of the University of Kansas with a Bachelor of Arts in Communications Studies, Fanelli serves on the KU Sport Management Board of Directors and is also serving a term as a KU Sport Management Mentor. He currently resides in San Ramon, Calif., with his wife Amanda, and two sons.



## DAVID RINETTI

### Vice President, Stadium Operations

David Rinetti enters his 41st season with the A's organization and his 21st as vice president, stadium operations.

In his current position, Rinetti coordinates event management, oversees all game day employees, including ushers, security officers, ticket takers, parking attendants and grounds crew, and assists in all construction-related issues at the Oakland Coliseum. He is also the team's liaison with local law enforcement agencies and Major League Baseball's security department.

The 55-year-old Rinetti began his career with the A's in 1981, serving as stadium operations assistant, where he organized in-stadium promotions and giveaways. From 1987-93, he managed game day operations and maintenance of the A's luxury suites. In 1994, he was promoted to director of stadium operations and was elevated to vice president in March of 2000.

Rinetti also worked with Major League Baseball's security department at the 1995, 1998, 2007, 2010, 2012 and 2015 World Series, in addition to the 1998, 2002, 2007 and 2011 All-Star Games. He is a member of the Major League Baseball Stadium Operations Advisory Committee.

A 1986 graduate of California State University, Hayward with a degree in business administration, Rinetti served as the A's chief liaison during the filming of the movie Moneyball at the Coliseum in 2010.



## TAJ TASHOMBE

### Vice President, Government Affairs

Taj Tashombe enters his fifth season with the A's organization and fourth as the club's vice president of government affairs. In his current role, he oversees political, business and community engagement for the team's ballpark effort.

He originally joined the club in January 2017 as director of external affairs. Prior to joining the A's, he spent 15 years as a branding executive, producing strategic media and experiential partnerships with major networks and Fortune 100 brands, as well as leading



sports and entertainment portfolios in conjunction with the NBA on TNT, NFL Sunday Night Football and MLB Network.

His leadership experience includes stints with Toyota, Hilton Hotels, Hyundai and his own consultancy TSGG, where he was a strategic advisor to Participant Media, Los Angeles World Airports (LAX) and Southern California Edison. He also worked as a special assistant to the Office of Congresswoman Barbara Lee and the director of communications for the Port of Oakland.

Taj serves on several local business and community organization boards including the East Bay Economic Development Alliance, East Bay Regional Parks District Foundation, Jack London Improvement District, Jobs and Housing Coalition, Make-A-Wish Greater Bay Area, Multiplying Good Bay Area, Oakland African American Chamber of Commerce, Positive Coaching Alliance and Visit Oakland.

An Oakland native who once worked as an A's intern, Tashombe holds a bachelor's degree in business administration with a concentration in marketing from Clark Atlanta University. He currently resides in San Ramon, Calif., with his wife, Morgan, and daughters, Isley and Lennox.

## FRONT OFFICE STAFF



**David Adame**  
Director of Ticket  
Operations



**Fernando Alcalá**  
Director of Baseball  
Communications



**John Anki**  
Director of  
Accounting



**Elisabeth Aydelotte**  
Senior Manager,  
Guest Services



**Mark Bashuk**  
Sr. Director of  
Business Analytics



**Paul Basilio**  
Senior Accountant



**Giancarlo Bautista**  
Guest Services  
Assistant



**Caroline Bernardi**  
Lead Business  
Analyst



**Nick Bigot**  
Guest Experience  
Coordinator



**Diane Binder**  
Human Resources Business  
Partner, Stadium Operations



**Shaunna Brotherton**  
Senior IT Support  
Administrator



**Lisa Bullard**  
Director of  
Marketing



**Whitney Campbell**  
Community  
Engagement



**Madison Campos**  
Social Media  
Manager



**Daniel Contreras**  
Senior Motion  
Graphics Designer



**Dave Cramer**  
Senior IT Support  
Administrator




**Stephen Curry**  
GL Accountant



**Rose Dancil**  
Senior Manager,  
Payroll



**Dash Davidson**  
Director, Special  
Projects



**Ryan De Vera**  
Financial Analyst



**David Don**  
Senior Director, Engineering  
& Multimedia Services



**Randy Duran**  
Senior Manager of  
Stadium Services



**Cody Elias**  
Multimedia  
Producer



**Kyle Ellington**  
Director of Diversity,  
Inclusion & Belonging




**Rhean Fajardo**  
Associate General  
Counsel



**Erik Farrell**  
Manager of  
Authentication



**Josh Feinberg**  
Sr. Director, Ticket  
Sales




**Mariah Fitzpatrick**  
Account Executive,  
Membership Services



**Stephanie Gaywood**  
Director, Community  
Engagement & Community Fund



**Erica George**  
Director of Communications  
and Content



**James Gibson**  
Senior Facility  
Manager, Arizona



**Kai Glass**  
Executive Assistant



**Fallan Groth**  
Coordinator of  
Project Activation



**Kyle Grozen**  
Coordinator, Youth Baseball  
and Softball Programs



**Allie Guido**  
Ticket Operations  
Coordinator



**Melissa Guzman**  
Senior Coordinator, Alumni  
and Family Relations



**Sarah Halsey**  
Stadium Operations  
Scheduler



**Scott Hatteberg**  
Special Assistant to  
Baseball Operations



**Grace Howard**  
Project Coordinator



**Olivia Hummer**  
Baseball Communications  
Coordinator



**Kasey Jarcik**  
Senior Director of  
Finance



**Jody Johnson**  
Director of Information  
Technology



**Kit Karutz**  
Senior Video  
Producer



**Charlie Kenneweg**  
Ballpark Entertainment  
Production Coordinator



**Paul La Veau**  
Senior Director of  
Stadium Operations



**Kristy Ledbetter**  
Senior Manager of  
Stadium Operations Events



**Joey Liberatore**  
Broadcasting & Media  
Content Coordinator



**Mark Ling**  
Baseball Communications  
Manager





**D'Aulaire Louwerse**  
Coordinating Producer,  
Broadcasting



**Kevin Lowe**  
Senior Systems  
Administrator



**Colette Lucas-Conwell**  
Senior Coordinator,  
Operations



**Garrett Lyons**  
Graphic Designer



**Isabelle Mahaffey**  
Senior Accountant,  
Accounts Payable



**Justin Marshall**  
Senior Manager,  
Productions



**Thomas Miller**  
Manager, Minor  
League Equipment



**Nicole Morgan**  
Director of Concessions  
and Merchandise



**Nancy Moriuchi**  
Manager, Minor  
League Operations



**Danna Mouat**  
Senior Accountant



**Cat Mundy**  
Senior Director,  
Partnership Marketing



**Nicola Norris**  
Premium Services  
Manager



**Detra Paige**  
Director, Alumni and  
Family Relations



**Alissa Persichetti**  
Marketing Manager



**Desiree Powers**  
Stadium Operations  
Payroll Specialist




**Joe Pun**  
Director, Spring Training  
Business Operations



**Andrea Ramsey**  
Senior Director,  
Offices Services  
Coordinator



**Austin Redman**  
Senior Manager,  
Ticket Solutions



**Xavier Rentz**  
Account Executive,  
Membership Services



**Zack Ricketts**  
Assistant  
Groundskeeper



**Greg Rieber**  
Senior Director of  
Corporate Partnerships



**Michael Rodgers**  
Manager, Group  
Sales & Hospitality



**Mari Rodriguez**  
Senior Director,  
People Operations  
Coordinator



**Noah Rosen**  
Senior Manager,  
Project Development



**Marisela Ruiz-Acosta**  
Engineering & Multimedia  
Services Manager



**Amelia Schimmel**  
Executive Producer,  
Ballpark Entertainment



**Taylor Schmid**  
Minor League Video  
Assistant



**Adam Scoggan**  
Senior People  
Operations Manager



**Jessica Seibert**  
Senior Director,  
Social Media  
Coordinator



**Mike Selleck**  
Baseball Information  
Manager



**Matt Seu**  
Manager,  
Membership Services



**Jason Silva**  
Stadium Operations  
Systems Manager



**Hemmy So**  
Associate General  
Counsel



**Anyé Spivey**  
Director, Real Estate



**Payton Sprague**  
Sr. Manager,  
Partnership Marketing



**Stomper**  
Mascot



**Andy Szabo**  
Director of Corporate  
Partnership Development



**Kara Tsuboi**  
In-Game Host




**Adam Tyhurst**  
Controller



**Matt Van Norton**  
Senior Manager,  
Stadium Operations



**Matt Wannemuehler**  
Stadium Operations  
Coordinator



**Curtis Wiggington**  
Executive Assistant  
and Board Liaison



**Dominic Williams**  
Project Coordinator



**Alex Wong**  
Financial Analyst




**Sam Worden**  
Sr. Director, Land  
Development



**Chad Yaconetti**  
Arizona Clubhouse  
Manager



**Leo Yang**  
Senior Real Estate  
Analyst



**Michael Zagaris**  
Team Photographer



**Josh Ziegenbusch**  
Senior Director of  
Service & Retention

## ATHLETICS VIRTUAL PRESS BOX

The Oakland A's Virtual Press Box includes game notes, statistics, news links, lineups, minor league reports, press releases, rosters, post game notes and more. The site also features information from the visiting team for all home games.

The A's virtual press box also includes an expanded version of the Oakland A's Media Guide. The digital version of the A's Media Guide includes expanded statistics and postseason history. During the season, the guide will be updated with bios for any players acquired following the publication of the print version of the guide.

You can visit the A's Virtual Press Box at <http://pressbox.athletics.com> or by scanning the QR code on the right.









**Matt Olson** hit his 100th career home run in his 399th game to become the 11th player in MLB history to hit 100 home runs before his 400th career game.

2021 ATHLETICS

**MANAGER**

Robert Paul Melvin

Named as A's interim manager, June 9, 2011

**Birthdate:** October 28, 1961**Birthplace/Resides:** Palo Alto, California / Berkeley, California**Contract Status:** Signed through 2021

Bob Melvin returns for his 11th season as manager of the A's, which are the second most seasons in Athletics history to Connie Mack's 50 years at the helm from 1901-50. Melvin's tenure has included six postseason appearances and two American League Manager of the Year awards. He has a 767-688 (.527) record since being named interim manager, June 9, 2011 and his wins are third most in franchise history behind Mack (3,582) and Tony La Russa (798). No other active manager has a longer uninterrupted tenure with their current team. Melvin is now 1260-1196 (.513) in 17 seasons as a Major League manager, including stints with the Seattle Mariners (2003-04) and Arizona Diamondbacks (2005-09). Among active managers, only La Russa (2,728), Dusty Baker (1,892), Terry Francona (1,702) and Joe Maddon (1,278) have more wins.

Melvin was named AL Manager of the Year by the *Baseball Writers Association of America* and the *Sporting News* in 2018 and Major League Manager of the Year by *Baseball America*. It was third time he was named Manager of the Year by the *BBWAA* (2007 with Arizona and 2012 with Oakland) and he is the eighth manager to win the award three or more times, joining Dusty Baker, Bobby Cox, Tony La Russa, Jim Leyland, Joe Maddon, Lou Piniella and Buck Showalter. He was already just the sixth manager to win the award in both leagues and he and Tony La Russa (1988 and 1992) are the only managers to win the award in an Oakland uniform.

In 2020, the A's won their third AL West title under Melvin after reaching the postseason as the AL Wild Card in each of the previous two years with back-to-back 97-win seasons. He now has six postseason appearances with the A's (2012-14, 18-20), which are the most by a manager in Oakland history and trail only Connie Mack, who had eight World Series appearances, in Athletics history.

Melvin guided the A's to a 47-52 (.475) record in 2011 after Oakland started the season 27-36 (.429). He then led the A's to back-to-back AL West titles in 2012 and 2013 with records of 94-68 and 96-66. Melvin became the first manager to lead the A's to consecutive division titles since Tony La Russa won three straight from 1988-90. He was named AL Manager of the Year by the *BBWAA* in 2012 after the A's became the fifth team in Major League history to win a Pennant or Division after trailing by 13 or more games and the first to come back when trailing by five or more games with fewer than 10 games remaining. That club employed 19 rookies, including 12 pitchers.

The A's finished 88-74 in 2014 but reached the postseason for the third consecutive year as a Wild Card. Oakland logged back-to-back 90-loss seasons in 2015 and 2016 before going 75-87 in 2017. On July 29, 2017, Melvin became the 64th manager in ML history to win 1,000 games.

Oakland then went 97-65 in 2018, which was a 22-win improvement and the third time a Bob Melvin-managed team increased its win total by 20 or more games from the previous season. In his first season with Arizona in 2004, the Diamondbacks posted 77-85 record after going 51-111 in 2003. He then took the A's from a 74-win season in 2011 to a 94-68 record and an AL West title in 2012.

Melvin signed a three-year contract through the 2014 season, Sept. 21, 2011, a two-year extension through 2016, Jan. 14, 2013, another two-year extension through 2018, Sept. 9, 2015, a one-year extension through 2019, Sept. 28, 2017, and a two-year extension through 2021, Oct. 29, 2018. The Bay Area native is the 30th manager in franchise history and the 18th in Oakland history.

In his previous managerial stint, he guided Arizona to a 337-340 (.498) record in four-plus seasons. He was named manager of the D-backs Nov. 5, 2004 and led the club to a 77-85 mark in his first season, a 26-game turnaround from a franchise-worst 51-111 mark in 2004. After a

76-86 finish in 2006, Melvin was named National League Manager of the Year by the *BBWAA* in 2007 after guiding Arizona to a league-best 90-72 record. He also earned NL Manager of the Year honors from *The Sporting News* and the Negro League Baseball Museum's C.I. Taylor Legacy Award. The Diamondbacks followed up their NL West title with a second-place finish in 2008, finishing 82-80. Melvin became the winningest manager in Arizona history that season when he earned his 304th win Aug. 14, surpassing Bob Brenly. Melvin was relieved of his duties as D-backs manager May 8, 2009 after a 12-17 start.

Prior to being named A's manager, Melvin had rejoined the Diamondbacks as a special baseball advisor to President & CEO Derrick Hall in May of 2011, assisting the baseball operations department and other business divisions of the organization. He was a professional scout for the New York Mets in 2010.

Melvin began his managerial career in 2003, guiding the Mariners to a 93-69 record in shattering the team record for wins by a first-year Mariners manager set by Lou Piniella in 1993 (82-80). His 93 wins also tied for the 15th-most by any rookie manager in Major League history at the time. The Mariners then fell to 63-99 in 2004 and he left Seattle with a 156-168 (.481) record in two seasons.

Melvin began his coaching career as Manager Phil Garner's bench coach from 1999-2000, first with the Brewers in 1999 and then in 2000 with the Tigers. While with the Brewers, he also managed the Maryvale team in the Arizona Fall League in 1999. He was inducted into the AFL Hall of Fame in 2013. Melvin then served as Bob Brenly's bench coach with the D-backs from 2001-02 when the club won back-to-back NL West titles and the World Series in 2001. Prior to those bench coach roles, he spent three seasons with Milwaukee in various capacities, serving as a scout in 1996, roving instructor in 1997 and as assistant to General Manager Sal Bando in 1998.

A 10-year Major League veteran, Melvin's playing career included stops in Detroit (1985), San Francisco (1986-88), Baltimore (1989-91), Kansas City (1992), Boston (1993), the New York Yankees (1994) and the Chicago White Sox (1994). He posted a .233 batting average with 35 home runs and 212 RBI while playing in 692 games. The former catcher was drafted by Detroit

#### ATHLETICS MANAGERS

| Manager           | Years          | W          | L          | Pct.        | Notes  |
|-------------------|----------------|------------|------------|-------------|--|
| Connie Mack       | 1901-50        | 3582       | 3814       | .484        | 9 AL Pennants, 5 World Championships                   |
| Earle Mack        | 1937-39        | 45         | 77         | .369        |  |
| Jimmie Dykes      | 1951-53        | 208        | 254        | .450        |  |
| Eddie Joost       | 1954           | 51         | 103        | .331        |  |
| Lou Boudreau      | 1955-57        | 151        | 260        | .367        |  |
| Harry Craft       | 1957-59        | 162        | 196        | .453        |  |
| Bob Elliot        | 1960           | 58         | 96         | .377        |  |
| Joe Gordon        | 1961           | 26         | 33         | .441        |  |
| Hank Bauer        | 1961-62, 69    | 187        | 226        | .453        |  |
| Ed Lopat          | 1963-64        | 90         | 124        | .421        |  |
| Mel McGaha        | 1964-65        | 45         | 91         | .331        |  |
| Haywood Sullivan  | 1965           | 54         | 82         | .397        |  |
| Alvin Dark        | 1966-67, 74-75 | 314        | 291        | .519        | 2 AL West Titles, 1 AL Pennant, 1 World Championship   |
| Luke Appling      | 1967           | 10         | 30         | .250        |  |
| Bob Kennedy       | 1968           | 82         | 80         | .506        |  |
| John McNamara     | 1969-70        | 97         | 78         | .554        |  |
| Dick Williams     | 1971-73        | 288        | 190        | .603        | 3 AL West Titles, 2 AL Pennants, 2 World Championships |
| Chuck Tanner      | 1976           | 87         | 74         | .540        |  |
| Jack McKeon       | 1977-78        | 71         | 105        | .403        | Started 1977 season, finished 1978                     |
| Bobby Winkles     | 1977-78        | 61         | 86         | .415        | Finished 1977 season, started 1978                     |
| Jim Marshall      | 1979           | 54         | 108        | .333        |  |
| Billy Martin      | 1980-82        | 215        | 218        | .497        | 1 AL West Title  |
| Steve Boros       | 1983-84        | 94         | 112        | .456        |  |
| Jackie Moore      | 1984-86        | 163        | 190        | .462        |  |
| Jeff Newman       | 1986           | 2          | 8          | .200        | Interim Manager  |
| Tony La Russa     | 1986-1995      | 798        | 673        | .542        | 4 AL West Titles, 3 AL Pennants, 1 World Championship  |
| Art Howe          | 1996-2002      | 600        | 533        | .530        | 2 AL West Titles, 1 AL Wild Card                       |
| Ken Macha         | 2003-06        | 368        | 280        | .568        | 2 AL West Titles                                       |
| Bob Geren         | 2007-11        | 334        | 376        | .470        |  |
| <b>Bob Melvin</b> | <b>2011-</b>   | <b>767</b> | <b>688</b> | <b>.527</b> | <b>3 AL West Titles, 3 AL Wild Cards</b>               |

as its first choice in the secondary phase of the 1981 January draft and hit .220 in 41 games in his rookie season of 1985. Melvin spent the next three seasons sharing the catching duties with Bob Brenly for the Giants, hitting a career-high 11 home runs in 1987. After three seasons in Baltimore, he batted a career-high .314 in 32 games with Kansas City in 1992.

Melvin graduated from Menlo-Atherton High School in Menlo Park, Calif. in 1979 and later attended and played baseball at the University of California in Berkeley. He and his wife, Kelley, have a daughter, Alexi, who is a graduate of the prestigious Lee Strasberg Theater & Film Institute in New York.

### MAJOR LEAGUE RECORD

|        | AVG. | G   | AB   | R   | H   | 2B | 3B | HR | RBI | SH | SF | HP | BB | SO  | SB | CS | OBP  | SLG  | E  |
|--------|------|-----|------|-----|-----|----|----|----|-----|----|----|----|----|-----|----|----|------|------|----|
| TOTALS | .233 | 692 | 1955 | 174 | 456 | 85 | 6  | 35 | 212 | 21 | 20 | 1  | 98 | 396 | 4  | 13 | .268 | .337 | 24 |

### MANAGERIAL RECORD

| Year                | Club    | League   | Class  | W-L       | Pos.       |
|---------------------|---------|----------|--------|-----------|------------|
| 2003                | SEATTLE | American | Majors | 93-69     | 2nd / West |
| 2004                | SEATTLE | American | Majors | 63-99     | 4th / West |
| 2005                | ARIZONA | National | Majors | 77-85     | 2nd / West |
| 2006                | ARIZONA | National | Majors | 76-86     | 4th / West |
| 2007                | ARIZONA | National | Majors | 90-72     | 1st / West |
| 2008                | ARIZONA | National | Majors | 82-80     | 2nd / West |
| 2009                | ARIZONA | National | Majors | 12-17     | 4th / West |
| 2011                | OAKLAND | American | Majors | 47-52     | 3rd / West |
| 2012                | OAKLAND | American | Majors | 94-68     | 1st / West |
| 2013                | OAKLAND | American | Majors | 96-66     | 1st / West |
| 2014                | OAKLAND | American | Majors | 88-74     | 2nd / West |
| 2015                | OAKLAND | American | Majors | 68-94     | 5th / West |
| 2016                | OAKLAND | American | Majors | 69-93     | 5th / West |
| 2017                | OAKLAND | American | Majors | 75-87     | 5th / West |
| 2018                | OAKLAND | American | Majors | 97-65     | 2nd / West |
| 2019                | OAKLAND | American | Majors | 97-65     | 2nd / West |
| 2020                | OAKLAND | American | Majors | 36-24     | 1st / West |
| Major League Totals |         |          |        | 1260-1196 |            |

## MIKE ALDRETE

10



### FIRST BASE COACH

Michael Peter Aldrete

Named A's bench coach, October 27, 2014

Named A's first base coach, November 12, 2015

Named A's assistant hitting coach, December 4, 2017

Named A's first base coach, October 31, 2019

**Birthdate:** January 29, 1961

**Birthplace/Resides:** Carmel, California / Salinas, California

Mike Aldrete returns for his seventh season on the A's coaching staff, his fourth as first base coach. He rejoined Manager Bob Melvin for a third time in his coaching career as bench coach in 2015, spent two seasons as the A's first base and outfield coach from 2016-17 and was assistant hitting coach in 2018. Aldrete, who served as bench coach for the St. Louis Cardinals from 2012-14, previously worked under Melvin as first base coach for the Seattle Mariners in 2004 and as hitting coach for the Arizona Diamondbacks from 2005-06. The 2021 season will mark his 17th on a Major League coaching staff.

He began his coaching career in 2001 as hitting coach for Yakima in the Diamondbacks minor league system. He was promoted to manager of Yakima the following season and then managed Arizona's High Class A club in Lancaster in 2003. His first coaching opportunity in the majors came in 2004 when he was named first base coach on Melvin's staff in Seattle. He moved to Arizona the following year when Melvin was named manager of the Diamondbacks, serving as hitting coach there for two seasons.

Tony La Russa, whom Aldrete had played for in Oakland, hired him as assistant hitting coach with St. Louis in 2008. After four seasons in that position, including the 2011 Cardinals team that was crowned World Series champions, he was promoted to bench coach in 2012 when Mike Matheny replaced the retiring La Russa as manager. During his three-year stint as bench coach, the Cardinals advanced to the World Series in 2013 and to the National League Championship Series in both 2012 and 2014.

Born in Carmel, Calif., and a graduate of Monterey High School and Stanford University, the former first baseman/outfielder played for seven different teams during his 10-year Major League career, including both the San Francisco Giants (1986-88) and the Oakland A's (1993-95). A .263 lifetime hitter in 930 games, Aldrete also played for Montreal (1989-90), San Diego (1991), Cleveland (1991), the California Angels (1995-96) and the New York Yankees (1996).

Aldrete's finest season as a player was with the Giants in 1987, when he batted a career-high .325 on a team that lost to St. Louis in the National League Championship Series. He split his final season between California and New York in 1996, ending his career as a member of the World Series Champion Yankees.

A third team All-American his senior season at Stanford, Aldrete was chosen by San Francisco in the seventh round of the June Draft in 1983. He enjoyed a pair of trips to the College World Series with the Cardinal and was a member of the U.S. Collegiate All-Star Team that toured Japan in 1982. Aldrete graduated from Monterey (Calif.) High School, lettering in baseball, basketball and football.

Aldrete makes his off season home in Salinas, Calif., with his wife, Gina, and their three children; Michael, Blake and Nicolette. Michael (RHP) was selected by the Cardinals in the 2012 First Year Player Draft out of San Jose State (39th round).

#### MAJOR LEAGUE RECORD

|        | AVG. | G   | AB   | R   | H   | 2B  | 3B | HR | RBI | SH | SF | HP | BB  | SO  | SB | CS | OBP  | SLG  | E  |
|--------|------|-----|------|-----|-----|-----|----|----|-----|----|----|----|-----|-----|----|----|------|------|----|
| TOTALS | .263 | 930 | 2147 | 277 | 565 | 104 | 9  | 41 | 271 | 14 | 18 | 5  | 314 | 381 | 19 | 18 | .356 | .377 | 19 |

## DARREN BUSH

51

### HITTING COACH

Darren James Bush

Named A's bullpen coach, October 26, 2012

Named A's hitting coach, October 30, 2014

**Birthdate:** January 18, 1974

**Birthplace/Resides:** Columbus, Ohio / Englewood, Florida



Darren Bush completed his sixth season as the A's hitting coach in 2020 after serving as the bullpen coach from 2013-14. Under his guidance, the A's set franchise record for home runs (257) and extra base hits (572) in 2019. The 2020 season marked Bush's 16th in the A's organization, which includes two seasons as a minor league hitting coach, six seasons as a manager and eight seasons on the Major League coaching staff.

Bush compiled a 462-386 (.545) record in six seasons as a manager with Single-A Stockton (2007-08), Double-A Midland (2009-10) and Triple-A Sacramento (2011-12). He guided the River Cats to back-to-back division titles with a mark of 88-56 in 2011 and 86-58 in 2012. Bush also led the RockHounds to playoff appearances in 2009 and 2010, including a Texas League Championship in 2009. He also skippered Single-A Stockton to the California League Championship in his second

#### MOST YEARS ON OAKLAND A'S COACHING STAFF

- 13 Curt Young (2004-10, 12-17)
- 13 Ron Washington (1996-2006, 2015-16)
- 12 Brad Fischer (1996-2007)
- 12 Dave McKay (1984-95)
- 10 Dave Duncan (1986-95)
- 9\* Darren Bush (2013-present)**
- 9 Tye Waller (2007-15)
- 9 Rene Lachemann (1987-92, 2005-07)

\*includes 2021



year as a manager in 2008. Bush joined the Athletics in 2005 as hitting coach at Stockton and spent two seasons in that capacity before taking over as manager for the Ports in 2007.

Prior to joining the A's organization, Bush coached in independent leagues. He was the hitting coach and Director of Player Personnel with Yuba-Sutter of the Western League in 2002 and then spent two seasons as a manager in the Northeast League with Berkshire (41-51 in 2003) and Quebec (58-34 in 2004).

A former outfielder, Bush began his playing career with three seasons in the independent Frontier League. He played for Zanesville in 1996 and Springfield in 1997-98, hitting .302 with 26 home runs and 133 RBI in 224 games. Bush signed with the San Diego Padres organization Dec. 24, 1998 and hit .259 with 16 home runs and 114 RBI in 231 games in two seasons at Single-A Rancho Cucamonga (1999-2000) and one year at Single-A Clearwater (2001) in the Phillies farm system. He also played one game for Triple-A Las Vegas in 2000 and went 2-for-4. He concluded his playing career by hitting .417 in seven games for Yuba-Sutter of the Western League in 2002. Bush had a .284 average in 456 games overall.

Bush attended Dunedin High School and Valdosta State University. He resides in Englewood, Fla., during the offseason. Bush is married, Rebecca, and has two children, Wyatt and Maggie.

#### MINOR LEAGUE RECORD

|        | AVG. | G   | AB   | R   | H   | 2B | 3B | HR | RBI | SH | SF | HP | BB  | SO  | SB | CS | OBP  | SLG  | E  |
|--------|------|-----|------|-----|-----|----|----|----|-----|----|----|----|-----|-----|----|----|------|------|----|
| TOTALS | .283 | 456 | 1536 | 252 | 434 | 85 | 12 | 42 | 248 | 10 | 14 | 12 | 225 | 256 | 35 | 26 | .375 | .436 | 26 |

## RYAN CHRISTENSON

29



### BENCH COACH

Ryan Alan Christenson

Named A's bench coach, October 19, 2017

**Birthdate:** March 28, 1974

**Birthplace/Resides:** Redlands, California / Tyrone, Georgia

Ryan Christenson returns for his fourth consecutive season as Bob Melvin's bench coach, his first assignment on a Major League coaching staff. This is his 16th season in the A's organization, which includes five years as a minor league manager and seven seasons as a player.

Prior to his promotion in Oakland in 2018, Christenson spent five seasons managing in the A's farm system. After Single-A stints at Beloit in 2013 and Stockton in 2014, he guided Double-A Midland to back-to-back Texas League Championships in 2015 and 2016. Christenson served as manager at Triple-A Nashville in 2017 and also manned the third base coaching box for team USA in the 2017 All-Star Futures Game. His teams have a 391-307 (.560) record in five seasons.

Christenson played parts of six seasons in the majors with Oakland (1998-2001), Arizona (2001), Milwaukee (2002) and Texas (2003) and was a .222 hitter with 16 home runs and 102 RBI in 452 games. His best season came in his rookie campaign in 1998 when he hit .257 with five home runs and 40 RBI, all career-highs. Christenson batted .237 in 351 games in his four seasons with the A's and was a member of the 2000 American League West champions. His playing career concluded at Triple-A Albuquerque in the Marlins farm system in 2004.

Christenson was selected by the A's in the 10th round of the 1995 June draft out of Pepperdine University. He was West Coast Conference Player of the Year in his final season with the Waves after leading the league with a .376 batting average. Christenson is a 1992 graduate of Apple Valley High School.

Christenson resides in Scottsdale, Ariz., with his wife, Micki, and children, Cassidy and Cameron.

#### MAJOR LEAGUE RECORD

|        | AVG. | G   | AB  | R   | H   | 2B | 3B | HR | RBI | SH | SF | HP | BB  | SO  | SB | CS | OBP  | SLG  | E  |
|--------|------|-----|-----|-----|-----|----|----|----|-----|----|----|----|-----|-----|----|----|------|------|----|
| TOTALS | .222 | 452 | 998 | 159 | 222 | 48 | 5  | 16 | 102 | 27 | 9  | 6  | 114 | 256 | 16 | 15 | .303 | .329 | 17 |



**PITCHING COACH**

Scott Matthew Emerson

Named A's bullpen coach, October 30, 2014

Named A's pitching coach, June 15, 2017

**Birthdate:** December 22, 1971

**Birthplace/Resides:** Baltimore, Maryland / Rockingham, North Carolina

Scott Emerson returns for his seventh season on the A's Major League coaching staff and his 19th in the A's organization. He joined the coaching staff in Oakland for the 2015 season as bullpen coach and took over the reins as pitching coach on June 15, 2017.

Emerson spent two seasons as minor league roving pitching instructor from 2013-14 after 10 years as a pitching coach at various levels. He joined the A's organization in 2003 as pitching coach at Single-A Modesto and served two seasons there before the A's moved their affiliate to Stockton. After two seasons with the Ports, Emerson had a four-year stint at Double-A Midland from 2007-10. He was promoted to Triple-A Sacramento in 2011 and spent two seasons with the River Cats.

**A'S RECENT COACHING ASSIGNMENTS**

| Year | Bench          | Pitching         | Hitting           | Third Base            | First Base            | Bullpen           | Other                                       |
|------|----------------|------------------|-------------------|-----------------------|-----------------------|-------------------|---|
| 2020 | Christenson    | Emerson          | Bush              | Pedrique              | Aldrete               | Jensen            | Martins <sup>3</sup><br>Kotsay <sup>4</sup> |
| 2019 | Christenson    | Emerson          | Bush              | Williams              | Pedrique              | Jensen            | Aldrete <sup>3</sup><br>Kotsay <sup>4</sup> |
| 2018 | Christenson    | Emerson          | Bush              | Williams              | Pedrique              | Jensen            | Aldrete <sup>3</sup><br>Kotsay <sup>4</sup> |
| 2017 | Hale<br>Kotsay | Emerson<br>Young | Bush              | Scarsons<br>Hale      | Aldrete               | Alston<br>Emerson | Jensen <sup>2</sup>                         |
| 2016 | Kotsay         | Young            | Bush              | Washington            | Aldrete               | Emerson           | Jensen <sup>2</sup>                         |
| 2015 | Aldrete        | Young            | Bush              | Washington<br>Gallego | Waller                | Emerson           | Jensen <sup>2</sup>                         |
| 2014 | Hale           | Young            | Davis             | Gallego               | Waller                | Bush              | Prieto <sup>1</sup>                         |
| 2013 | Hale           | Young            | Davis             | Gallego               | Waller                | Bush              | Prieto <sup>1</sup>                         |
| 2012 | Hale           | Young            | Davis             | Gallego               | Waller                | Rodriguez         | Prieto <sup>1</sup>                         |
| 2011 | Skinner        | Romanick         | Perry             | Gallego               | Waller                | Rodriguez         |   |
| 2010 | Waller         | Young            | Skaalen           | Gallego               | Steverson             | Romanick          |   |
| 2009 | Waller         | Young            | Skaalen           | Gallego               | Steverson             | Romanick          |   |
| 2008 | Wakamatsu      | Young            | Van Burkleo       | Waller<br>DeFrancesco | DeFrancesco<br>Waller | Romanick          |   |
| 2007 | Schaefer       | Young            | Van Burkleo       | Lachemann             | Waller                | Fischer           |   |
| 2006 | Geren          | Young            | Perry             | Washington            | Lachemann             | Fischer           |   |
| 2005 | Lachemann      | Young            | Hudgens           | Washington            | Fischer               | Geren             |   |
| 2004 | Speier         | Young            | Hudgens           | Washington            | Fischer               | Geren             |   |
| 2003 | Francona       | Peterson         | Hudgens<br>Bosley | Washington            | Fischer               | Geren             |   |
| 2002 | Macha          | Peterson         | Bosley            | Washington            | Quade                 | Fischer           |   |
| 2001 | Macha          | Peterson         | Bosley            | Washington            | Quade                 | Fischer           |   |
| 2000 | Macha          | Peterson         | Bosley            | Washington            | Quade                 | Fischer           |   |
| 1999 | Macha          | Peterson         | Hudgens           | Washington            | Bosley                | Fischer           |   |
| 1998 | Dyer           | Cluck            | Walling           | Washington            | Jones                 | Fischer           |   |
| 1997 | Dyer           | Cluck            | Walling           | Washington            | Fischer               | Alejo             |   |
| 1996 | —              | Cluck            | Walling           | Dyer                  | Washington            | Fischer           |   |
| 1995 | —              | Duncan           | Lefebvre          | Reynolds              | McKay                 | Kusnyer           | Lansford <sup>1</sup>                       |

<sup>1</sup>major league coach. <sup>2</sup>assistant hitting/catching. <sup>3</sup>assistant hitting. <sup>4</sup>quality control



Emerson's coaching career began in the Pittsburgh Pirates organization in 2000 when he was named the pitching coach for the Pirates Gulf Coast Rookie League club at Bradenton. He spent two years in the GCL and one at Single-A Williamsport in 2002 before joining the A's organization.

Emerson pitched professionally for six seasons in the Baltimore (1992-95), Boston (1995-96) and Arizona (1997) organizations. He was a 10-game winner at Single-A Albany in 1993 and was traded to the Red Sox organization early during the 1995 season. The left-hander signed with Arizona after being released by Boston in the spring of 1997. He pitched in three games for Single-A High Desert before concluding his professional career with Rio Grande Valley of the independent Texas-Louisiana League in 1997. Emerson was 27-29 with a 4.16 ERA in 135 games, 79 starts in his career.

Emerson was drafted by San Diego in the 21st round of the 1990 June draft out of Shadow Mountain HS (Phoenix, Ariz.) but did not sign. He attended Scottsdale Community College and signed with the Baltimore organization after the Orioles selected him in the 40th round of the 1991 June draft.

Emerson and his wife, Jill, make their offseason home in Rockingham, N.C.

### MINOR LEAGUE RECORD

|        | W  | L  | ERA  | G   | GS | CG | SHO | SV | IP    | H   | R   | ER  | HR | HB | BB  | IBB | SO  | WP | BK |
|--------|----|----|------|-----|----|----|-----|----|-------|-----|-----|-----|----|----|-----|-----|-----|----|----|
| TOTALS | 27 | 29 | 4.16 | 135 | 79 | 4  | 0   | 0  | 493.1 | 520 | 298 | 228 | 28 | 26 | 268 | 5   | 361 | 54 | 4  |

## MARCUS JENSEN

59

### BULLPEN COACH

Marcus Christian Jensen

Named A's assistant hitting/catching coach, October 30, 2014

Named A's bullpen coach, December 4, 2017

**Birthdate:** December 14, 1972

**Birthplace/Resides:** Oakland, California / Scottsdale, Arizona



Oakland native Marcus Jensen returns for his seventh season on the A's Major League coaching staff and his 15th in the A's organization. He took over as bullpen coach in 2018 after serving as the A's assistant hitting/catching coach from 2015-17.

Jensen spent the 2014 season as the A's minor league roving hitting instructor. He joined the A's organization in 2007 as hitting coach for the A's affiliate in the Arizona Rookie League and served two years in that capacity. Jensen took over the managerial duties for that club in 2009 and guided the A's to a 141-136 (.509) record and one playoff appearance in five seasons. In 2013, he also served as the A's minor league roving catching instructor.

A former catcher, Jensen was drafted by San Francisco out of Skyline HS in Oakland following the first round of the 1990 June draft as a compensation pick for the loss of free agent Craig Lefferts. He batted .184 with six home runs and 29 RBI in 145 games in seven seasons with seven different teams.

Jensen made his Major League debut with San Francisco in 1996 and appeared in 39 games over two seasons with the Giants before he was dealt to Detroit in July 1997. After spending parts of the 1998 and 1999 seasons with Milwaukee and St. Louis respectively, Jensen saw his most big league action with Minnesota in 2000 when he batted .209 with three home runs and 14 RBI in 52 games. He split the 2001 season between Boston and Texas and returned to Milwaukee in 2002, appearing in 40 games in his final big league campaign. Jensen spent the 2003 season at Triple-A Columbus in the New York (AL) farm system and played for Cancun in the Mexican League in 2004. He spent his final two seasons as a professional with Mesa (2005) and Reno (2006) of the independent Golden Baseball League. Jensen was also a member of the 2000 U.S. Olympic team that defeated Cuba for the gold medal.

Jensen makes his offseason home in Scottsdale, Ariz., with his wife, Lila, and three children, Mariah, Jahir and Jirah.

### MAJOR LEAGUE RECORD

|        | AVG. | G   | AB  | R  | H  | 2B | 3B | HR | RBI | SH | SF | HP | BB | SO  | SB | CS | OBP  | SLG  | E  |
|--------|------|-----|-----|----|----|----|----|----|-----|----|----|----|----|-----|----|----|------|------|----|
| TOTALS | .184 | 145 | 343 | 33 | 63 | 16 | 1  | 6  | 29  | 3  | 1  | 0  | 50 | 106 | 0  | 1  | .287 | .289 | 10 |

## MARK KOTSAY

7

### THIRD BASE COACH

Mark Steven Kotsay

Named A's bench coach, November 12, 2015

Named A's quality control coach, November 2, 2017

Named A's third base coach, December 3, 2020

**Birthdate:** December 2, 1975

**Birthplace/Resides:** Whittier, California / Rancho Sante Fe, California



Mark Kotsay returns for his sixth season on the A's coaching staff, his first as the A's third base coach. He spent the previous three seasons from 2018-20 serving as the A's quality control coach. Kotsay joined the A's as the bench coach in 2016 and filled that role until taking a leave of absence June 19, 2017. He made his professional coaching debut as the San Diego Padres hitting coach in 2015.

Kotsay spent 17 seasons in the Major Leagues from 1997-2013, including a four-year stint with Oakland from 2004-07. He was acquired from San Diego following the 2003 season for Ramon Hernandez and Terrence Long and went on to hit .282 in 472 games with the A's. Kotsay batted a career-high .313 in 2004 and tallied a career-high 82 RBI in 2005 while belting 15 home runs in each season. He was a member of the A's American League West champions in 2006 and sparked Oakland to its first ALCS appearance in 14 years with an inside-the-park home run in Game 2 of the ALDS at Minnesota.

A former outfielder, Kotsay batted .276 with 127 home runs and 720 RBI in 1914 games during his career, which also included stops in Florida (1997-2000), San Diego (2001-03, 12-13), Atlanta (2008), Boston (2008-09), Chicago-AL (2009-10) and Milwaukee (2011). He made his ML debut with Florida in his second professional season in 1997 and appeared in a career-high 154 games in his rookie season of 1998. After batting .298 in 2000, he was traded to San Diego five days prior to Opening Day in 2001. He hit .292 with a career-high 17 home runs in 2002. Following his stay with Oakland, Kotsay returned to the LCS in 2008 with Boston and 2011 with Milwaukee. He concluded his playing career with San Diego in 2012 and 2013.

Kotsay retired following the 2013 season and spent 2014 in the Padres front office as a special assistant to the general manager and baseball operations. In that role, he was involved in all aspects of the club's baseball operations.

A graduate of Sante Fe (Calif.) High School, Kotsay attended Cal State Fullerton where he led the Titans to the College World Series Championship in 1995. He was the winner of the Golden Spikes Award and was named Collegiate Player of the Year that year and hit .404 in his collegiate career. Kotsay was the Marlins first round pick and the ninth selection overall in the 1996 draft and also played for the United States in the 1996 Olympics.

Kotsay is married, Jamie, and has three children, Grace, Sienna and Trey. He resides in Rancho Santa Fe, Calif., during the offseason.

### MAJOR LEAGUE RECORD

|        | AVG. | G    | AB   | R   | H    | 2B  | 3B | HR  | RBI | SH | SF | HP | BB  | SO  | SB | CS | OBP  | SLG  | E  |
|--------|------|------|------|-----|------|-----|----|-----|-----|----|----|----|-----|-----|----|----|------|------|----|
| TOTALS | .276 | 1914 | 6464 | 790 | 1784 | 353 | 48 | 127 | 720 | 30 | 48 | 13 | 554 | 757 | 98 | 64 | .332 | .404 | 49 |



**ASSISTANT HITTING COACH**

Anthony Eric Martins

Named A's assistant hitting coach, October 31, 2019

**Birthdate:** November 19, 1972

**Birthplace/Resides:** Los Angeles, California / Mesa, Arizona

Eric Martins made his debut on a Major League coaching staff in 2020 as the A's assistant hitting coach and returns in that capacity in 2021. This is Martins' 21st season in the A's organization, which includes seven years as a minor league player, seven years as an area scout and five years as a minor league hitting coach.

Martins' coaching career began in 2015 when he was named hitting coach for Double-A Midland. He was promoted to Triple-A Nashville in 2016 and spent three seasons with the Sounds before moving west to Las Vegas in 2019 when the A's switched Triple-A affiliates.

Prior to coaching, Martins spent seven seasons as an A's area scout for Southern California from 2008-14. During that time, he was responsible for signing A.J. Griffin, Daniel Robertson, and 2014 first-round selection Matt Chapman, among others.

Originally a 17th round selection by Oakland in the 1994 draft, Martins hit .276 with 21 home runs and 262 RBI in 661 games over seven seasons in the A's farm system from 1994-2000. He was named to the Northwest League All-Star Team in 1994 after hitting .324 in his professional debut. The former infielder was part of the 1997 Edmonton team that captured the Pacific Coast League Championship and the 1999 Vancouver club that won the Triple-A World Series. Martins also played for Long Beach of the independent Western League (2001-02), Somerset of the independent Atlantic League (2003) and Nettuno in Italy (2004).

A graduate of La Serna High School in 1990, Martins attended Long Beach State. He was signed by Ed Crosby.

Martins lives in Mesa, Ariz., with his wife, Madison.

**MINOR LEAGUE RECORD**

|        | AVG. | G   | AB   | R   | H   | 2B  | 3B | HR | RBI | SH | SF | HP | BB  | SO  | SB | CS | OBP  | SLG  | E   |
|--------|------|-----|------|-----|-----|-----|----|----|-----|----|----|----|-----|-----|----|----|------|------|-----|
| TOTALS | .276 | 661 | 2314 | 373 | 638 | 125 | 22 | 21 | 262 | 49 | 14 | 27 | 282 | 382 | 44 | 38 | .359 | .376 | 130 |

**RIGHT-HANDED PITCHER****Height/Weight:** 6-7 / 240**Bats/Throws:** Right / Right**Birthdate:** March 6, 1994**Opening Day Age:** 27**Birthplace/Resides:** Villa Los Almácigos, Dominican Republic / Villa Los Almácigos, Dominican Republic**Major League Service:** 1 day**Obtained:** Signed to a minor league contract, November 12, 2020**Contract Status:** First year of a one-year contract through 2021 [Updated Stats](#)**NON-ROSTER INVITEE****CAREER HIGHLIGHTS**

Spent the first eight seasons of his professional career in the New York Yankees organization and was 26-17 with a 3.02 ERA in 117 games, including 80 starts, in seven seasons in the minors...struck out 471 in 453.0 innings (9.36 per nine innings)...had a one-day stint with the Yankees in 2018 but did not pitch...was used exclusively as a starter over his first five seasons before making four relief appearances among his 16 outings in 2018...pitched exclusively in relief in 2019...pitched for the World Team in the 2017 All-Star Futures Game...pitched for Surprise in the Arizona Fall League in 2015.

**2020 HIGHLIGHTS**

Was a non-roster invitee with the New York Yankees and did not allow a run in four Spring Training appearances (4.0 ip, 1 h, 3 bb, 3 so)...was added to the Yankees 60-man player pool on June 29 but did not pitch in 2020.

**CAREER**

**2019**—In his first year as a reliever, went 8-1 with a 4.35 ERA in 32 appearances between Double-A Trenton and Triple-A Scranton/Wilkes-Barre...limited opponents to a .219 batting average...began the season with Trenton before being transferred to Scranton/WB on June 28...was placed on the Scranton/WB injured list on Aug. 8 (retroactive to Aug. 7) and released on Aug. 23...was re-signed on Aug. 26 and immediately placed on the Scranton/WB injured list, missing the remainder of the season.

**2018**—Did not appear in a game for the Yankees in his only stint with the club (July 21)...combined with Double-A Trenton and Short Season Staten Island to go 3-3 with a 2.99 ERA in 16 games (12 starts)...missed approximately two-and-a-half months on the minor league disabled list...started the season with Trenton and went 3-3 with a 2.92 ERA in 14 games (10 starts)...allowed two earned runs or fewer in eight of his 10 starts...made his final two starts of the season with Staten Island, posting a 3.86 ERA.

**2017**—Combined with Single-A Tampa, Double-A Trenton and Triple-A Scranton/Wilkes-Barre to go 6-6 with a 3.25 ERA and 142 strikeouts in 23 starts...ranked among Yankees farmhands in strikeouts (second) and ERA (seventh)...won the Kevin Lawn "Player of the Year" Award, presented annually to the Yankees organization's top hitter and pitcher...began the season with Tampa, going 0-4 with a 4.57 ERA in seven starts before being promoted to Trenton on May 18...in 14 starts with the Thunder, went 5-1 with a 2.38 ERA...made two starts with the RailRiders in June, going 1-1 with a 4.38 ERA...ended the season on the minor league DL...pitched for the World Team in the SiriusXM All-Star Futures Game in Miami...following the season, was tabbed by *Baseball America* as the Yankees No. 10 prospect and as having the system's "Best Changeup"...was added to the Yankees' 40-man roster on Nov. 20.

**2016**—Combined at Single-A Charleston and Single-A Tampa to go 5-4 with one complete game, a 2.61 ERA and 102 strikeouts in 18 starts...began the season by making eight starts for the RiverDogs, going 3-1 with a 1.90 ERA...was promoted to Tampa on June 14 and went 2-3 with a 3.22

ERA in 10 starts...tossed a 7.0-inning complete game shutout (5 h, 6 so, 1 hb) in the second game of the June 27 doubleheader against Brevard County...following the season, was ranked by *Baseball America* as the No. 10 prospect in the Yankees organization and was labeled as having the “Best Fastball” and “Best Changeup” in the system.

**2015**—Began the season with Single-A Charleston, making one start for the RiverDogs (1.2 ip, 1 er)...spent the majority of the season with short-season Single-A Staten Island, going 3-0 with a 1.69 ERA in 11 starts...allowed one earned run or fewer in nine of his 11 starts with the club, doing so in each of his final seven starts of the season (0.77 ERA)...was named the NYPL “Pitcher of the Week” for Aug. 17-23... after the season, made seven relief appearances with the Surprise Saguaros of the Arizona Fall League, going 1-0 with a 2.25 ERA... was ranked by *Baseball America* as the No. 3 prospect in the New York-Penn League and the No. 5 prospect in the Yankees organization...was also tabbed by the publication as the “Short-Season Pitcher of the Year” and was named to the Short-Season All-Star Team.

**2014**—Made five starts for the GCL Yankees 2, going 0-1 with a 4.11 ERA.

**2013**—Made his professional debut with the DSL Yankees 1, going 1-2 with a 2.63 ERA in 11 appearances (10 starts).

## PERSONAL/MISCELLANEOUS

Domingo Antonio Acevedo.

### LIFETIME PITCHING RECORD


| Year                       | Club   | W         | L         | ERA         | G          | GS        | CG       | SHO      | SV       | IP           | H          | R          | ER         | HR        | HB        | BB         | IBB      | SO         | WP        | BK       |
|----------------------------|--|-----------|-----------|-------------|------------|-----------|----------|----------|----------|--------------|------------|------------|------------|-----------|-----------|------------|----------|------------|-----------|----------|
| 2013                       | DSL Yankees 1                                  | 1         | 2         | 2.63        | 11         | 10        | 0        | 0        | 0        | 41.0         | 42         | 20         | 12         | 0         | 2         | 11         | 0        | 43         | 7         | 0        |
| 2014                       | GCL Yankees 2                                  | 0         | 1         | 4.11        | 5          | 5         | 0        | 0        | 0        | 15.1         | 16         | 8          | 7          | 0         | 1         | 6          | 0        | 21         | 2         | 0        |
| 2015                       | Charleston                                     | 0         | 0         | 5.40        | 1          | 1         | 0        | 0        | 0        | 1.2          | 2          | 1          | 1          | 0         | 0         | 1          | 0        | 1          | 1         | 0        |
|                            | Staten Island                                  | 3         | 0         | 1.69        | 11         | 11        | 0        | 0        | 0        | 48.0         | 37         | 15         | 9          | 2         | 1         | 15         | 0        | 53         | 3         | 1        |
| 2016                       | Charleston                                     | 3         | 1         | 1.90        | 8          | 8         | 0        | 0        | 0        | 42.2         | 34         | 13         | 9          | 1         | 1         | 7          | 0        | 48         | 1         | 0        |
|                            | Tampa  | 2         | 3         | 3.22        | 10         | 10        | 1        | 1        | 0        | 50.1         | 49         | 19         | 18         | 3         | 2         | 15         | 0        | 54         | 1         | 2        |
| 2017                       | Tampa  | 0         | 4         | 4.57        | 7          | 7         | 0        | 0        | 0        | 41.1         | 49         | 29         | 21         | 5         | 2         | 9          | 0        | 52         | 0         | 1        |
|                            | Trenton  | 5         | 1         | 2.38        | 14         | 14        | 1        | 0        | 0        | 79.1         | 65         | 23         | 21         | 8         | 2         | 17         | 0        | 82         | 1         | 1        |
|                            | Scranton/WB                                    | 1         | 1         | 4.38        | 2          | 2         | 0        | 0        | 0        | 12.1         | 12         | 6          | 6          | 0         | 0         | 8          | 0        | 8          | 0         | 2        |
| 2018                       | Trenton  | 3         | 3         | 2.92        | 14         | 10        | 0        | 0        | 0        | 64.2         | 51         | 24         | 21         | 3         | 0         | 20         | 0        | 52         | 1         | 1        |
|                            | Staten Island                                  | 0         | 0         | 3.86        | 2          | 2         | 0        | 0        | 0        | 4.2          | 5          | 2          | 2          | 0         | 0         | 1          | 0        | 3          | 0         | 0        |
| 2019                       | Trenton  | 7         | 1         | 3.86        | 22         | 0         | 0        | 0        | 0        | 35.0         | 23         | 17         | 15         | 7         | 0         | 10         | 0        | 33         | 2         | 0        |
|                            | Scranton/WB                                    | 1         | 0         | 5.40        | 10         | 0         | 0        | 0        | 0        | 16.2         | 19         | 10         | 10         | 4         | 1         | 4          | 0        | 21         | 2         | 0        |
| 2020                       | (Minor League Season Canceled — Did Not Pitch) |           |           |             |            |           |          |          |          |              |            |            |            |           |           |            |          |            |           |          |
| <b>Minor League Totals</b> |  | <b>26</b> | <b>17</b> | <b>3.02</b> | <b>117</b> | <b>80</b> | <b>2</b> | <b>1</b> | <b>0</b> | <b>453.0</b> | <b>404</b> | <b>187</b> | <b>152</b> | <b>33</b> | <b>12</b> | <b>124</b> | <b>1</b> | <b>471</b> | <b>21</b> | <b>8</b> |

### CAREER TRANSACTIONS

**2012** — Signed by the New York Yankees as a non-drafted free agent, October 17. **2019** — Released, August 23; re-signed by New York, August 26. **2020** — Elected free agency, November 1; signed by the Oakland Athletics to a minor league contract, November 12.

### ATHLETICS OLDEST ALL-STARS

|                    |                        |
|--------------------|------------------------|
| 40 years, 53 days  | Bartolo Colón, 2013    |
| 37 years, 285 days | Dennis Eckersley, 1992 |
| 36 years, 335 days | Bobo Newsom, 1944      |
| 36 years, 279 days | Dennis Eckersley, 1991 |
| 36 years, 222 days | Bob Johnson, 1942      |
| 36 years, 33 days  | Eddie Joost, 1952      |
| 35 years, 280 days | Dennis Eckersley, 1990 |
| 35 years, 198 days | Grant Balfour, 2013    |
| 34 years, 226 days | Bob Johnson, 1940      |
| 34 years, 128 days | Steve Ontiveros, 1995  |

**CATCHER****Height/Weight:** 6-2 / 219**Bats/Throws:** Left / Right**Birthdate:** January 16, 1994**Opening Day Age:** 27**Birthplace/Resides:** St. Louis, Missouri / Montverde, Florida**Major League Service:** 171 days**Obtained:** Acquired from the San Diego Padres with Buddy Reed for Jurickson Profar, December 2, 2019**Contract Status:** First year of a one-year contract through 2021 [Updated Stats](#)**CAREER HIGHLIGHTS**

Was selected by San Diego in the fourth round of the 2015 draft and spent five seasons in the Padres organization before he was traded to Oakland following the 2019 season...batted .194 in 14 games in his A's debut in 2020 after hitting .215 in 34 games in his Major League debut with the Padres in 2019...is a .296 career hitter with 75 home runs and 300 RBI in 472 minor league games...has tossed out 137-of-565 (24.2%) attempted base stealers...was a Pacific Coast League Midseason All-Star in 2019...named to the Texas League Midseason and Postseason All-Star teams and was a *Baseball America* Double-A All-Star in 2018 with San Antonio...was a Midwest League Midseason and Postseason All-Star in 2016...played for Peoria in the Arizona Fall League in 2018.

**2020 HIGHLIGHTS**

Was acquired from the Padres during the offseason and hit .194 with a home run and three RBI in 14 games in his A's debut...his batting average, on-base percentage (.219) and OPS (.541) were lower than his 34-game totals with San Diego in 2019 (.215/.282/.559) but his .323 slugging percentage topped his Padres mark (.277)...made all nine of his starts in 2020 and all 23 of his career in games in which the opponent started a right-handed pitcher...did not have an at bat against a left-hander in 2020...all three of his RBI either tied the game (2) or put the A's ahead (1)...batted .250 at night, .133 during the day...hit .273 with his lone home run and all three of his RBI in the seventh inning or later, .150 over innings 1-6...appeared exclusively at catcher, where he made nine starts...did not commit an error in 77 chances but opponents were successful in all eight of their stolen base attempts off him...has thrown out just 1-of-15 (6.7%) in his career...made eight of his starts batting ninth in the order...the other came in the eight spot...was on the A's Opening Day roster and made his first start in the second game of the season on July 25 against Los Angeles (AL)...went 1-for-3 in that game and started the season 1-for-11 (.091) over his first five games...then hit his first career home run Aug. 5 against Texas, a game-winning two-run shot in the bottom of the seventh inning off Ian Gibaut...it snapped a career-opening 35-game homerless streak...hit safely in consecutive games for the only time in 2020 on Aug. 5 and 7 (2-for-5, .400)...went 0-for-8 over his next four games before collecting his first two-hit game of the season and the third of his career Aug. 17 at Arizona...was optioned to the A's alternate site Aug. 24...was on the Taxi Squad for each of the final three road trips and was added to the active roster as the 28th man for the Aug. 29 doubleheader at Houston...did not play in either game...was also on the Taxi Squad for the both playoff series but did not play.

**CAREER**

**2019**—Made his Major League debut with San Diego and hit .215 with four doubles and three RBI in 34 games over four stints...batted .236 against right-handed pitchers, .100 against left-handers...made all 14 of his starts in games in which the opponent started a righty...had a .265 average with the bases empty compared to .161 with runners on...hit .161 with runners in scoring position...was 5-for-14 (.357) when leading off an inning...hit .348 with no outs, .143 with one or two outs...made 14 starts, all at catcher...committed one error in 19 games overall behind the plate for a .993 fielding percentage...tossed out 1-of-9 (11.1%) attempted base stealers...also appeared in two games at first base...was 4-for-15 (.267) with three doubles, two RBI and a walk as a pinch hitter...made seven starts batting eighth, five in the seven spot and two in the six spot...

hit .370 in nine games overall from eight spot...was recalled for the first time on May 11 and made his Major League debut that day at Colorado...pinch hit in the ninth inning and walked on four pitches...made his first start the next day against the Rockies and singled off Antonio Senzatela in the seventh inning for his first ML hit...drove in his first run May 18 against Pittsburgh with a pinch hit single in the sixth inning...was batting .262 with three RBI in 19 games overall when he was optioned back to El Paso June 17...was recalled for his second stay July 12 and went 0-for-2 in two pinch hitting appearances before he was optioned July 14...was 1-for-3 (.333) over a three-game stint from Aug. 24 to 28...returned for good on Aug. 30 and went 2-for-18 (.111) over his final 10 games...batted a career-high .330 with 21 home runs and 67 RBI in 67 games with Triple-A El Paso...also had career highs in on-base percentage (.379), slugging (.663) and OPS (1.042)...it was his third consecutive season with 20 or more home runs...was named to the Pacific Coast League Midseason All-Star team...batted .356 with a 1.110 OPS against right-handed pitchers compared to .268 (22-for-82) with an .898 OPS against left-handers...hit .354 with runners in scoring position...was batting .307 with 29 RBI in 38 games before the All-Star Break...then hit .358 with 38 RBI in 29 games after the break...batted .341 on the road but slugged 14 of his 21 home runs at home...had a .402 average with 12 of his 21 home runs in the sixth inning or later...made 60 starts at catcher and one at first base...committed just three errors in 61 games overall behind the plate (.995 fielding percentage) and tossed out 13-of-55 (23.6%) attempted base stealers...also went 9-for-23 (.391) in five games as the designated hitter and had a RBI double in his only pinch hitting appearance...hit in every spot in the order from third through seventh and saw his most action with 31 games batting five and 30 hitting fourth...hit .310 with 13 home runs and 32 RBI from the four spot...batted .320 in 19 games in April and was hitting .276 with six home runs and 26 RBI in 27 games overall when San Diego called for the first time on May 11...was sent back to the Chihuahuas June 17 and hit safely in all 11 games from June 21 to July 6 before the Padres called again on July 12...went 17-for-45 (.378) with four doubles, six home runs and 13 RBI during his second stint...had his first of two two-homer games June 29 against Fresno when he went 2-for-5 with three RBI...his second came on July 5 at Salt Lake when he drove in four runs in a 3-for-5 performance...they were the second and third multi-homer games of his career...had a seventh inning RBI single for the PCL in the Triple-A All-Star Game on July 10...had a two-game stay with San Diego from July 12 to 14 and then hit .358 with nine home runs and 38 RBI over his final 29 games at Triple-A...collected a season-high five RBI July 20 at Albuquerque...matched his season-high with an 11-game hitting streak from Aug. 12 to 23 and had at least one extra base hit in each game during the streak...went 21-for-45 (.467) with 13 runs, 11 doubles, five home runs and 18 RBI during the streak...batted .405 with 11 doubles, seven home runs and 25 RBI in 18 games in August...had a .423 on-base percentage, .838 slugging percentage and 1.260 OPS.

**2018**—Spent the entire campaign with Double-A San Antonio and recorded exactly 31 doubles, 22 home runs and 131 hits for the second consecutive season, slashing .290/.351/.506...earned Texas League Midseason and Postseason All-Star honors after leading the league in slugging...also tied for third in doubles, ranked fifth in home runs and eighth in batting...was named a MiLB.com Organization All-Star for San Diego for the second consecutive season while being tabbed a Double-A All-Star by *Baseball America*...named MiLB.com TL Player of the Month for April, slashing .364/.423/.773 with 12 doubles, eight home runs and 15 RBI in 23 games...earned TL Player of the Week honors for the week of April 22, hitting .500/.577/.909 with five multi-hit efforts in six games...started all eight postseason games for the Missions (seven at catcher, one as the designated hitter) and hit .143 (4-for-28) with one home run and three RBI...played for the Arizona Fall League champion Peoria Javelinas following the season and hit .263 with two home runs and 13 RBI in 15 games.

**2017**—Finished among the leaders in several offensive categories in the California League and earned several accolades while with Single-A Lake Elsinore...among CL hitters, he ranked third in slugging (.497) and fourth in home runs (22) and OPS (.849)...named an MiLB.com Organization All-Star for San Diego...earned MiLB.com California League Player of the Month honors in July, including Player of the Week honors in back-to-back weeks for the weeks of July 16 and 23...his three four-hit games and 32 RBI during the month were the second-most in professional baseball...also slashed .374/.398/.691 with 10 home runs and 27 runs scored during the month.



**2016**—Split the season between Single-A Fort Wayne and Double-A San Antonio, posting a combined .319 average with 30 extra-base hits, 62 RBI and 53 runs...earned Midwest League Mid-season and Post-Season All-Star honors...earned Midwest League Player of the Month for April, including Player of the Week honors for the week ending April 17...posted a .460/.539/.603 mark over 18 games in April with seven extra base hits, 14 RBI, 15 runs and 10 walks.

**2015**—Made his professional debut with Single-A Tri-City and started 51 games...hit .280 in 22 games after the All-Star Break.

## PERSONAL/MISCELLANEOUS

Austin Michael Allen...earned Perfect Game Underclass Honorable Mention (2011) and Perfect Game Central Region Honorable Mention (2012) at Chaminade College Prep...attended Florida Tech where he hit .377 with a 1.062 OPS, 22 home runs and 112 RBI in 136 games over three seasons...enjoys fishing and has a labradoodle dog named Griffey...all-time favorite baseball players are Chipper Jones and Manny Ramirez.

### LIFETIME PLAYING RECORD

| Year                       | Club          | AVG.        | G          | AB          | R          | H          | 2B         | 3B       | HR        | RBI        | SH       | SF        | HP        | BB         | SO         | SB       | CS       | OBP         | SLG         | E         |
|----------------------------|---------------|-------------|------------|-------------|------------|------------|------------|----------|-----------|------------|----------|-----------|-----------|------------|------------|----------|----------|-------------|-------------|-----------|
| 2015                       | Tri-City      | .240        | 53         | 196         | 23         | 47         | 10         | 1        | 2         | 34         | 0        | 3         | 2         | 21         | 38         | 1        | 2        | .315        | .332        | 5         |
| 2016                       | Fort Wayne    | .320        | 109        | 409         | 52         | 131        | 22         | 0        | 7         | 61         | 0        | 10        | 5         | 29         | 69         | 0        | 0        | .364        | .425        | 0         |
|                            | San Antonio   | .273        | 3          | 11          | 1          | 3          | 0          | 0        | 1         | 1          | 0        | 0         | 0         | 0          | 0          | 0        | 0        | .273        | .545        | 7         |
| 2017                       | Lake Elsinore | .283        | 121        | 463         | 71         | 131        | 31         | 1        | 22        | 81         | 0        | 2         | 7         | 44         | 109        | 0        | 1        | .353        | .497        | 9         |
| 2018                       | San Antonio   | .290        | 119        | 451         | 59         | 131        | 31         | 0        | 22        | 56         | 0        | 3         | 7         | 37         | 97         | 0        | 3        | .351        | .506        | 8         |
| 2019                       | El Paso       | .330        | 67         | 270         | 52         | 89         | 27         | 0        | 21        | 67         | 0        | 4         | 2         | 22         | 56         | 0        | 0        | .379        | .663        | 3         |
|                            | SAN DIEGO     | .215        | 34         | 65          | 4          | 14         | 4          | 0        | 0         | 3          | 0        | 0         | 0         | 6          | 21         | 0        | 0        | .282        | .277        | 1         |
| 2020                       | OAKLAND       | .194        | 14         | 31          | 1          | 6          | 1          | 0        | 1         | 3          | 0        | 0         | 0         | 1          | 14         | 0        | 0        | .219        | .323        | 0         |
| <b>Major League Totals</b> |               | <b>.208</b> | <b>48</b>  | <b>96</b>   | <b>5</b>   | <b>20</b>  | <b>5</b>   | <b>0</b> | <b>1</b>  | <b>6</b>   | <b>0</b> | <b>0</b>  | <b>0</b>  | <b>7</b>   | <b>35</b>  | <b>0</b> | <b>0</b> | <b>.262</b> | <b>.292</b> | <b>1</b>  |
| <b>Minor League Totals</b> |               | <b>.296</b> | <b>472</b> | <b>1800</b> | <b>258</b> | <b>532</b> | <b>121</b> | <b>2</b> | <b>75</b> | <b>300</b> | <b>0</b> | <b>22</b> | <b>23</b> | <b>153</b> | <b>369</b> | <b>1</b> | <b>6</b> | <b>.354</b> | <b>.490</b> | <b>32</b> |

### CAREER TRANSACTIONS

**2015** — Selected by the San Diego Padres organization in the 4th round of the First-Year Player Draft. **2019** — Traded to the Oakland Athletics with a player to be named later (minor league outfielder Buddy Reed on December 12) for infielder Jurickson Profar, December 2.

### ALLEN'S CAREER BESTS

**Hits:** 2 (three times), last: August 17, 2020 at Arizona  
**Home Runs:** 1, August 5, 2020 vs. Texas  
**Runs Batted In:** 2, August 5, 2020 vs. Texas  
**Stolen Bases:** None  
**Hitting Streak:** 3, May 26 to June 2, 2019  
**Hittless Streak (At Bats):** 11, July 25 to August 5, 2020  
**Game Ending RBI:** None  
**Grand Slams:** None  
**Pinch-Hit Home Runs:** None  
**Inside-The-Park Home Runs:** None  
**Lead Off Home Runs:** None

**INFIELDER****Height/Weight:** 5-8 / 166**Bats/Throws:** Right / Right**Birthdate:** October 8, 1998**Opening Day Age:** 22**Birthplace/Resides:** San Diego, California / San Diego, California**Major League Service:** None**Obtained:** Selected in the 3rd round of the 2017 First-Year Player Draft**Contract Status:** First year of a one-year contract through 2021

[Updated Stats](#)
**NON-ROSTER INVITEE****CAREER HIGHLIGHTS**

Was selected by Oakland in the third round of the 2017 draft and is a .258 hitter with four home runs and 73 RBI in 228 games in three seasons as a professional...also has 44 stolen bases...has played 199 games at shortstop and 24 at second base (all in 2019)...played for Mesa in the Arizona Fall League following the 2019 season...was rated as the A's number 10 prospect by *Baseball America* in 2019 and number six in 2020.

**2020 HIGHLIGHTS**

Was a non-roster invitee with the A's and went 3-for-5 (.600) with a double, home run and two RBI in three spring training games...was added to the A's 60-man player pool on June 29 but did not play in 2020...was rated as the A's number six prospect by *Baseball America*.

**CAREER**

**2019**—Batted a career-high .292 with three home runs and 25 RBI in 72 games with Single-A Stockton in a season cut short by an ankle injury in late June...the home runs were also a career high, as were his 22 doubles, 30 extra base hits, .363 on-base percentage and .434 slugging percentage...was named to the California League Midseason All-Star team...hit .397 with a 1.130 OPS against left-handed pitchers compared to .265 with a .712 OPS against right-handers...batted .316 with runners in scoring position...hit all three of his home runs at home...all three were solo shots...had a .311 batting average in 59 games at night, .191 in 13 day games...started 45 games at shortstop and 24 at second base...committed four errors as a shortstop for a .979 fielding percentage...made two errors as a second baseman (.982)...also went 2-for-8 (.250) in two games as the designated hitter...hit exclusively in the leadoff spot in the batting order...played for Mesa in the Arizona Fall League following the season and hit .194 with six RBI in 18 games...was rated as the A's number 10 prospect by *Baseball America*...walked three times in a game for the first time in his career on Opening Day, April 4 against Rancho Cucamonga...hit his first home run April 5 against Rancho Cucamonga...it was his first round tripper since July 24, 2017, snapping a 143-game homerless streak...had a season-best 13-game hitting streak from April 16 to 30 (20-for-56, .357)...drove in a season-high two runs April 30 against Visalia, his first of five two-RBI games...batted .286 in 24 games in April and was a perfect 6-for-6 in stolen base attempts...went 16-for-40 (.400) with seven multiple hit games, five doubles, three triples, a home run and six walks over a 10-game stretch from May 4 to 14 (1.230 OPS)...hit his third and final home run of the season May 5 against Modesto...finished the season with a 44-game homerless streak...also scored a career-high tying three runs in that game, which he matched June 9 vs. San Jose and June 13 at Modesto...matched his career high with three walks May 12 at Inland Empire...went 3-for-5 May 30 at Lancaster, his first of six three-hit games...that began a season-ending stretch where he hit .340 over his final 25 games...grounded into his first double play of the season June 11 against San Jose, his 59th game...had back-to-back two-double games on June 13 and 14 at Modesto...the doubles matched his career high...started at shortstop and batted leadoff for the North in the California League All-Star Game on June 18 and went 0-for-3 with a strikeout...was placed on the injured list June 28 with a sprained left ankle and missed the remainder of the season.

**2018**—Spent his first full professional season at Single-A Beloit and hit .239 with no home runs and 34 RBI in 121 games...had career highs in runs (51), hits (110), triples (6), RBI (34), walks (34), hit by pitches (9), stolen bases (24), games, at bats (460) and strikeouts (85)...tied for fourth in the A's farm system in stolen bases and tied for eighth in triples...batted .242 with 33 of his 34 RBI against right-handed pitchers compared to .227 against left-handers...was hitting .198 at the All-Star Break...then batted .274 after the break...appeared exclusively at shortstop where he made 120 starts...committed 17 errors for a .965 fielding percentage...saw his most action with 74 games batting leadoff and 45 in the nine spot...had a season-high three RBI June 3 at Quad Cities (also Aug. 30 at Wisconsin)...batted .300 over a 20-game span from June 16 to July 11...capped that stretch by going 4-for-6 with a pair of doubles and two RBI July 11 at South Bend...it was his first career four-hit game...stole two bases July 15 at West Michigan, his second career multi-steal game...reached base safely in each of his final 25 games from Aug. 3 to Sept. 3...hit .323 with a .367 on-base percentage during the streak...had a season-high 11-game hitting streak from Aug. 4-15 (16-for-47, .340)...went 0-for-7 with five strikeouts in two postseason games for the Snappers.

**2017**—Batted .254 with a home run and 14 RBI in 35 games in his professional debut with the A's affiliate in the Arizona Rookie League...hit .333 with an .884 OPS against left-handed pitchers compared to .222 with a .553 OPS against righties...batted .308 at home and .308 with runners in scoring position...started 32 games at shortstop and committed 12 errors in 33 games overall for a .917 fielding percentage...made his debut July 1 against the Giants and collected his first hit in his next game on July 3 against the Dodgers...his first RBI came on July 10 at the Diamondbacks when he went 3-for-5 with two RBI...also stole his first base in that game...hit his first home run July 24 at the Royals.

## PERSONAL/MISCELLANEOUS

Nicholas Ryan Allen was originally signed by A's scout Anthony Aliosi...graduated from Francis Parker High School (Calif.)...hit .469 as a junior...garnered 2017 Rawlings-Perfect Game Preseason First Team All-American honors as a senior.

### LIFETIME PLAYING RECORD

| Year  | Club     | AVG.        | G          | AB         | R          | H          | 2B        | 3B        | HR       | RBI       | SH        | SF       | HP        | BB        | SO         | SB        | CS        | OBP         | SLG         | E         |
|---|----------|-------------|------------|------------|------------|------------|-----------|-----------|----------|-----------|-----------|----------|-----------|-----------|------------|-----------|-----------|-------------|-------------|-----------|
| 2017  | AZL A's  | .254        | 35         | 138        | 26         | 35         | 3         | 2         | 1        | 14        | 2         | 0        | 1         | 13        | 28         | 7         | 3         | .322        | .326        | 12        |
| 2018  | Beloit   | .239        | 121        | 460        | 51         | 110        | 17        | 6         | 0        | 34        | 3         | 6        | 9         | 34        | 85         | 24        | 8         | .301        | .302        | 17        |
| 2019  | Stockton | .292        | 72         | 288        | 45         | 84         | 22        | 5         | 3        | 25        | 8         | 0        | 4         | 28        | 52         | 13        | 5         | .363        | .434        | 6         |
| 2020  |          |             |            |            |            |            |           |           |          |           |           |          |           |           |            |           |           |             |             |           |
| (Minor League Season Canceled — Did Not Play) |          |             |            |            |            |            |           |           |          |           |           |          |           |           |            |           |           |             |             |           |
| <b>Minor League Totals</b>                    |          | <b>.258</b> | <b>228</b> | <b>886</b> | <b>122</b> | <b>229</b> | <b>42</b> | <b>13</b> | <b>4</b> | <b>73</b> | <b>13</b> | <b>6</b> | <b>14</b> | <b>75</b> | <b>165</b> | <b>44</b> | <b>16</b> | <b>.324</b> | <b>.349</b> | <b>35</b> |

### CAREER TRANSACTIONS

**2017** — Selected by the Oakland Athletics organization in the 3rd round of the First-Year Player Draft.

### ATHLETICS YOUNGEST ALL-STARS

|                    |                           |
|--------------------|---------------------------|
| 20 years, 95 days  | Jim Hunter, 1966          |
| 20 years, 318 days | Claudell Washington, 1975 |
| 21 years, 94 days  | Jim Hunter, 1967          |
| 21 years, 196 days | Rickey Henderson, 1980    |
| 21 years, 350 days | Vida Blue, 1971           |
| 22 years, 13 days  | Jose Canseco, 1986        |
| 22 years, 64 days  | Ben Grieve, 1998          |
| 22 years, 134 days | Trevor Cahill, 2010       |
| 22 years, 232 days | Rick Monday, 1968         |
| 23 years, 8 days   | Matt Keough, 1978         |

**RIGHT-HANDED PITCHER****Height/Weight:** 6-3 / 185**Bats/Throws:** Right / Right**Birthdate:** September 20, 1994**Opening Day Age:** 26**Birthplace/Resides:** Acarigua, Venezuela / Acarigua, Venezuela**Major League Service:** None**Obtained:** Signed to a minor league contract, November 10, 2020**Contract Status:** First year of a one-year contract through 2021 [Updated Stats](#)**NON-ROSTER INVITEE****CAREER HIGHLIGHTS**

Was originally signed by Baltimore as a non-drafted free agent on Aug. 23, 2011 and pitched eight seasons in the Orioles farm system...was 47-46 with 14 saves, a 3.69 ERA and .247 opponents batting average in 172 games, including 121 starts...walked just 148 batters in 755.1 innings, an average of 1.76 per nine innings...was used primarily as a starter over his first seven seasons before pitching exclusively in relief in 2019...led the Orioles farm system with 148 strikeouts in 2016 and a 1.83 ERA in 2015.

**2020 HIGHLIGHTS**

Was a non-roster invitee with Baltimore and compiled a 3.86 ERA in two Spring Training appearances...was not on the Orioles 60-man player pool and did not pitch in 2020.

**CAREER**

**2019**—Spent the entire season with Double-A Bowie, pitching to a record of 3-3 with a 2.66 ERA and 70 strikeouts...led the club in appearances (40), saves (13) and WHIP (0.93)...did not make a start for the first time in his career...compiled a 1.00 ERA in 18 road games...held opponents to a .189 batting average...yielded a .162 average with runners in scoring position.

**2018**—Spent the entire season with Single-A Advanced Frederick...named a Carolina League Mid-Season All-Star...led the club in wins (12), strikeouts (119), and innings pitched (155.0)...tied for the Carolina League lead in starts (26)...received a decision in 23 of his 26 starts...made 17 quality starts.

**2017**—Pitched the full season with Single A-Advanced Frederick...named Carolina League Pitcher of the Week on Aug. 27 after tossing a four-hit, seven-inning shutout Aug. 25 at Potomac (0 bb, 4 so)...led the Carolina League in complete games (3), a career-high, and finished sixth in innings pitched (140.1)...struck out a career-high 11 batters on July 20 vs. Wilmington.

**2016**—Spent the full season with Single-A Delmarva...named a MiLB.com Organization All-Star...named Orioles Minor League Pitcher of the Month for June after going 4-0 with a 1.29 ERA in six starts...struck out 39 in 35.0 innings and tossed a shutout...earned South Atlantic League Pitcher of the Week honors on July 3 after tossing a one-hit seven-inning shutout June 29 against Greensboro (1 bb, 8 so)...registered a career-high 148 strikeouts, which led all Orioles minor leaguers and finished second among SAL pitchers...led Delmarva and also finished second in the SAL with 148.0 innings pitched.

**2015**—Split the season between the Gulf Coast League Orioles and Short Season A Aberdeen...pitched in five games (three starts) for the GCL Orioles, going 5-0 with a 0.33 ERA before his promotion to Aberdeen on July 18...made seven starts for the IronBirds, going 3-2 with a 2.92 ERA and 29 strikeouts...finished the season with the lowest ERA (1.83) among all qualifying pitchers in the Orioles organization.

**2014**—Split the season between the DSL Orioles<sup>2</sup> and the GCL Orioles...went a combined 4-2 with a 2.79 ERA and 38 strikeouts in 15 games (seven starts).

**2013**—Spent the entire season with the DSL Orioles2 and led the team with 69 strikeouts.

**2012**—Made his professional debut with the DSL Orioles on June 7 at the DSL D-backs...ranked second on the DSL Orioles in games started (13)...struck out a season-high 10 batters in his final start of the season on Aug. 18 at the DSL White Sox.

## PERSONAL/MISCELLANEOUS


Cristian Santo (Castro) Alvarado was originally signed by Baltimore scouts David Stockstill, Jesús Alfaro and Calvin Maduro.

### LIFETIME PITCHING RECORD

| Year                | Club         | W  | L  | ERA  | G   | GS  | CG | SHO | SV | IP    | H   | R   | ER  | HR | HB | BB  | IBB | SO  | WP | BK |
|---------------------|--------------|----|----|------|-----|-----|----|-----|----|-------|-----|-----|-----|----|----|-----|-----|-----|----|----|
| 2012                | DSL Orioles1 | 2  | 3  | 3.68 | 13  | 13  | 0  | 0   | 0  | 66.0  | 58  | 31  | 27  | 1  | 14 | 21  | 0   | 51  | 14 | 1  |
| 2013                | DSL Orioles2 | 1  | 7  | 4.10 | 13  | 13  | 0  | 0   | 0  | 59.1  | 47  | 34  | 27  | 4  | 9  | 12  | 0   | 69  | 10 | 0  |
| 2014                | DSL Orioles2 | 3  | 0  | 0.36 | 4   | 3   | 0  | 0   | 0  | 25.0  | 15  | 1   | 1   | 0  | 3  | 3   | 0   | 12  | 0  | 0  |
|                     | GCL Orioles  | 1  | 2  | 5.40 | 11  | 4   | 0  | 0   | 1  | 23.1  | 24  | 16  | 14  | 1  | 2  | 9   | 0   | 26  | 5  | 1  |
| 2015                | GCL Orioles  | 5  | 0  | 0.33 | 5   | 3   | 0  | 0   | 0  | 27.0  | 15  | 6   | 1   | 1  | 0  | 0   | 0   | 20  | 0  | 0  |
|                     | Aberdeen     | 3  | 2  | 2.92 | 7   | 7   | 1  | 0   | 0  | 37.0  | 30  | 13  | 12  | 2  | 1  | 11  | 0   | 29  | 0  | 0  |
| 2016                | Delmarva     | 10 | 9  | 3.41 | 27  | 27  | 1  | 1   | 0  | 148.0 | 143 | 62  | 56  | 11 | 10 | 29  | 0   | 148 | 5  | 2  |
| 2017                | Frederick    | 7  | 9  | 5.00 | 26  | 25  | 3  | 1   | 0  | 140.1 | 162 | 85  | 78  | 16 | 10 | 22  | 1   | 109 | 9  | 0  |
| 2018                | Frederick    | 12 | 11 | 4.18 | 26  | 26  | 0  | 0   | 0  | 155.0 | 173 | 78  | 72  | 19 | 8  | 23  | 0   | 119 | 1  | 2  |
| 2019                | Bowie        | 3  | 3  | 2.66 | 40  | 0   | 0  | 0   | 13 | 74.1  | 51  | 27  | 22  | 7  | 2  | 18  | 1   | 70  | 0  | 0  |
| 2020                |              |    |    |      |     |     |    |     |    |       |     |     |     |    |    |     |     |     |    |    |
|                     |              |    |    |      |     |     |    |     |    |       |     |     |     |    |    |     |     |     |    |    |
|                     |              |    |    |      |     |     |    |     |    |       |     |     |     |    |    |     |     |     |    |    |
| Minor League Totals |              | 47 | 46 | 3.69 | 172 | 121 | 5  | 2   | 14 | 755.1 | 718 | 353 | 310 | 62 | 59 | 148 | 2   | 653 | 44 | 6  |

### CAREER TRANSACTIONS

**2011** — Signed by the Baltimore Orioles as a non-drafted free agent, August 23. **2020** — Elected free agency, November 1; signed by the Oakland Athletics to a minor league contract, November 10.

**SHORTSTOP****Height/Weight:** 6-0 / 210**Birthdate:** August 26, 1988**Birthplace/Resides:** Maracay, Venezuela / Frisco, Texas**Major League Service:** 12 years**Obtained:** Acquired from Texas with Aramis Garcia and cash for Kris Davis, Jonah Heim and Dane Acker, February 6, 2021**Contract Status:** Ninth year of a 10-year contract through 2022 with a vesting option for 2023

Updated Stats

**CAREER HIGHLIGHTS**

Was acquired by the A's on Feb. 6, 2021 after spending the first 12 seasons of his career with Texas...is the Rangers all-time leader in stolen bases (305), ranks second in games (1652), at bats (6366) and triples (48), third in runs (893) and hits (1743), fifth in doubles (303) and walks (519), seventh in RBI (636) and eighth in extra base hits (427)...since making his debut in 2009, he ranks third in the majors in games, tied for third in stolen bases and fifth in hits...has played 1628 games on defense, all at shortstop...is the Rangers career leader in games played at shortstop and has the most games at short in the majors dating back to 2009...is a two-time All-Star (2010, 12)...started each of the Rangers 42 postseason games from 2010-16 at shortstop...is Texas' all-time postseason leader in games, hits (46) and steals (9) and ranks second in runs (21)...made his Major League debut in 2009 at the age of 20 and finished second in American League Rookie of the Year voting to the A's Andrew Bailey...represented Venezuela in the 2013 World Baseball Classic...was named to the Arizona Fall League's Top Prospect Team in 2007...played for the World team in the 2007 and 2008 All-Star Futures Game.

**2020 HIGHLIGHTS**

Was hampered by a back injury for much of the season and batted .194/.252/.330/.582 with three home runs and seven RBI in 29 games with Texas...while he appeared in less than half the Rangers' games in the abbreviated campaign, it marked his lowest batting average, slugging percentage and OPS in any season...his batting average was above .200 following just two games all season: July 29 (.235) and Aug. 1 (.208)...produced a negative baseball-reference WAR figure (-0.5) for the first time in his career...all 29 of his games came at shortstop and he now has 1628 career games in the field, all at short...according to the Elias Sports Bureau, he has the eighth longest career-opening streak of appearing only at shortstop in Major League history (seventh is Leo Cardenas with 1828 from July 25, 1960-July 27, 1973)...had two stints on the 10-day injured list: Aug. 20-30 (lower back strain) and Sept. 12 (Game 2) through the end of the season (back strain)...his back ailment was a facet joint sprain, which is a ligament in the left side of his lower back...while the condition did not require surgery, he received treatment in the form of injections on Sept. 14...set a Rangers record with his 12th consecutive Opening Day start on July 24 against Colorado, all of which have come at shortstop...broke the previous mark of 11 by Ivan Rodriguez and Michael Young...went homerless over his first 21 games before going deep three times over a seven-game stretch from Sept. 1-11...his only game with multiple strikeouts was July 31 at San Francisco...did not have multiple runs scored in any game and his lone multi-RBI effort was July 29 vs. Arizona...three of his eight walks came in the second game of the season on July 25 vs. Colorado...had five walks in his final 27 games and 102 plate appearances...collected his 300th career double Aug. 5 at Oakland.

**CAREER**

**2019**—Ranked among the American League leaders in stolen bases (4th, 31), singles (6th, 122) and at bats (10th, 600)...was on the 10-day injured list from May 15-24 with a right hamstring strain...led the Rangers in hits (165) and multi-hit games (47), was second in batting average (.275), games (147), runs (81), and triples (4-tied) and ranked third in RBI (72) and doubles (27-tied)...the 72 RBI were second-most of his career...started 146 games at shortstop and one as the designated hitter...finished as the all-time Globe Life Park in Arlington (1994-2019) leader

in steals (157) and ranked second only to Michael Young in games (814), hits (866), runs (451), doubles (152) and triples (34)...had a .303 average at the All-Star break, but hit just .242 in 68 games in the second 'half'...finished second in the AL with 37 hits in June...hit .333 in 'close-and-late' situations, which tied for seventh in the AL...on April 14 vs. Oakland, became the first major leaguer with a steal of home and a home run in the same game since Boston's Mike Napoli on June 22, 2014 at Oakland...it was the third time it happened in Rangers history (Mitch Moreland, Oct. 1, 2010 vs. Los Angeles-AL); Juan Beniquez, July 6, 1977 vs. Oakland)...stole the 300th base of his career on Sept. 26, 2019 against Boston...stole home three times (April 14 vs. Oakland, June 14 at Cincinnati and July 2 vs. Los Angeles-AL), which were the most in one season since the Royals Jon Nunnally had four in 1995...now has seven career steals of home, which are the most in the majors since 1974 behind Paul Molitor (11).

**2018**—Endured career lows in most categories due to a stint on the disabled list from April 12 to June 17 with an olecranon fracture in his right elbow...moved from the 10-day to 60-day disabled list on May 2...suffered the injury when he was hit by a Keynan Middleton pitch while batting in the ninth inning on April 11 vs. Los Angeles (AL)...from his ML debut on April 6, 2009 through the start of the 2018 DL stint, he had been inactive for just three of Rangers' 1515 regular season and postseason games (on suspended list, May 17, 2016; on paternity list, July 5-7, 2017)...collected his 1500th career hit on July 23 against Oakland...then hit his first career grand slam the next day against the A's...had a career-high 19-game hitting streak from July 15 to Aug. 8 (29-for-84, .345), which was second longest in the majors in 2018...had career bests with 20 go-ahead RBI and 10 game-winning RBI.

**2017**—Compiled the best season of his career, establishing single-season highs in home runs (20), extra-base hits (68), doubles (44), RBI (88), hits (191), runs (100), total bases (303), OPS (.808), and slugging (.471)...selected the 2017 Rangers Player of the Year by the DFW chapter of the BBWAA...also posted career-best WAR figures from sources including Fangraphs (4.1), baseball-reference (4.7) and STATS LLC (4.9)...ranked among the American League leaders in hits (3rd, 191), doubles (t-4th, 44), games (t-6th, 158), runs (t-7th, 100), total bases (9th, 303), extra base hits (t-9th, 68), stolen bases (10th, 25), multi-hit games (3rd, 54), and 3+ hit games (3rd, 20)...was 13th in the league with a .297 average...led all Rangers in hits, doubles, runs, total bases, extra base hits and batting and was second in RBI...was one of three AL Gold Glove finalists at shortstop after leading Major League shortstops in assists (493) and total chances (755) while posting .977 fielding percentage...selected Rangers Player of Month in both May and June, as each of the four times he has won the monthly team award came in 2016-17 (also April 2016 and Sept./Oct. 2016)...became the second player in Washington/Texas franchise history with at least 20 home runs, 20 stolen bases and 190 hits in a single campaign, joining Hall of Famer Pudge Rodriguez, who pulled the trick in his 1999 AL MVP season...the only other player to do it in 2017 was reigning AL MVP Jose Altuve...made starts in every spot in the batting order, just the fourth player in Rangers history to accomplish that feat (others: Billy Sample in 1983; Mike Hargrove and Ken Henderson in 1977)...was part of the AL All-Star Game Final Vote, which was won by Kansas City's Mike Moustakas...was charged with a caught stealing of third base on May 10 at San Diego, a play that did not involve the catcher (PO/CS)...it still ended his streak of 17 consecutive successful steals of third base since he was last caught on Aug. 6, 2014 at Chicago (AL)...had two-homer games on June 26 at Cleveland and Sept. 3 vs. Los Angeles (AL), the second and third of his career...led the majors with 13 doubles in August, which tied for second-most in a month in club history (14 by Buddy Bell in Aug. 1979) and was the most since Mark DeRosa had 13 doubles in May 2006.

**2016**—Posted career highs with a .302 batting average and .362 on-base percentage...his .439 slugging percentage and .800 OPS are his second-best single-season marks...played through a sports hernia suffered in May and had surgery to repair the injury on Nov. 1, 2016...his .302 batting average ranked 10th in the American League...it was his lone career .300 season and was second-best among shortstops in the majors (Seager, LAD .309)...ranked among the AL leaders in triples (t-3rd, 7), sac flies (t-5th, 7), stolen bases (t-7th, 24), average vs. left-handers (1st, .348), average with runners in scoring position (1st, .378), and plate appearances per strikeout (10th, 8.1)...twice won Rangers Player of the Month honors (April and Sept./Oct.), the first such selections in his career...over his final 24 games beginning Sept. 1, produced a .349/.419/.627/1.046



slash...had a career-high four extra base hits on Sept. 6 at Seattle...had his first career two-homer game Sept. 24 at Oakland...hit safely in all three games of the ALDS against Toronto...hit his lone postseason homer in Game 3 at Toronto, the first in Texas postseason history by a shortstop.

**2015**—Overcame a slow start and became a key part of the offense in Rangers' surge to the postseason...had a career high with 160 games...had full season career lows in batting (.258) and on-base percentage (.309)...ranked among the American League leaders in bunt hits (t-2nd, 9) and infield hits (9th, 24)...had a team-high 159 starts and appeared in all but two games (May 29 vs. Boston, June 21 at Chicago-AL)...had his in three of five games in the ALDS.

**2014**—In his sixth season, led the Rangers in games (157), plate appearances (685), at bats (619, 8th in AL), singles (tied-125), doubles (35, t-10th in AL), sac flies (7), and sac hits (9, t-4th in AL)...had a career-high 21 grounded into double plays, which tied for third in the AL and tied for ninth-most in a season in club history...had four hitting streaks of 10 or more games, which tied for the most in the majors and was the most by a Ranger since Michael Young in 2007 (4)...his 11-game hitting streak from March 31 to April 12 was the second-longest season-opening streak in club history (13 by Al Oliver, 1979)...was ejected on April 13 vs. Houston and May 28 at Minnesota...stole two bases on April 18 vs. Chicago (AL) to tie and pass Ian Kinsler (172) for the club record in stolen bases...went 0-for-4 June 8 against Cleveland, which snapped a career-opening 39-game hitting streak against the Indians...it is second longest by any player against one opponent in the modern era to Vladimir Guerrero's career-opening 44-game streak against Texas.

**2013**—Led the AL in singles (143) and sacrifice bunts (16) and tied for third in steals (42)...topped the Rangers in runs (91), walks (52) and stolen bases...set a career high for steals...was the only major leaguer with at least 90 runs, 60 RBI and 40 steals...played for Venezuela in World Baseball Classic, going 2-for-7 with two RBI and two stolen bases in two games...hit .313 in 64 games after the All-Star break, which was sixth-best in the AL over that span (200 or more at bats)...hit safely in his first 16 games after break (July 19-Aug. 3), which was the longest hitting streak by a Ranger in 2013...had a career-high five hits on May 18 vs. Detroit and became the first Ranger ever with at least five hits, three runs or two steals in one game...from 2010-13, he became the first major leaguer with 16 or more sacrifice bunts in at least four consecutive seasons since Bert Campaneris from 1975-78.

**2012**—Finished second in the American League in triples (9), singles (137) and infield hits (38), all team bests, while also placing among the league leaders in at bats (t-6th, 629) and hits (11th, 180)...the nine triples remain a career high and are tied for the fifth-most triples in Rangers history...was fifth in the AL with .350 average with runners in scoring position...was 0-for-1 in the All-Star Game on July 10 at Kansas City, playing the ninth inning at third base in his first professional game at that position...had a career-high 32-game on-base streak from April 9-May 14, which was the longest in the AL for the season...had a 54-game errorless streak dating back to Aug. 19, 2011 snapped on May 1...it was the second longest in Texas history by a shortstop...became the first Ranger ever with a triple and another extra-base hit (double) in one inning on Sept. 14 vs. Seattle(8th)...went 2-for-4 in a loss to Baltimore in the AL Wild Card Game...played for Magallanes in Venezuelan Winter League, batting .234 in 17 regular season games and .325 in 23 playoff games.

**2011**—Placed among the American League leaders in sacrifice hits (3rd, 16) and stolen bases (37)...ranked among team leaders in steals (1st), hits (2nd, 164), runs (2nd, 96), games (3rd, 150), at-bats (3rd, 587), walks (3rd, 56), and on-base percentage (3rd, .347)...was the youngest player to score at least 96 runs in season since Kansas City's Carlos Beltran (112) in 1999 and second youngest Ranger ever to Ruben Sierra (97) at age 21 in 1987...was successful in each of his first 19 steal attempts, which was the longest season-opening streak in club history...snapped a 179-game, 705-at bat homerless streak April 4 against Seattle...it was his first home run since Sept. 2, 2009 at Toronto and it was the second longest homerless drought in Rangers history (Scott Fletcher, 244 games and 914 at bats to end his Texas career)...tied the ML record for a shortstop by participating in five double plays, April 15 at New York (AL)...had a RBI on three different suicide squeeze bunts: April 18 vs. Los Angeles-AL (single), May 3 at Seattle (single) and July 23 vs. Toronto (sacrifice hit)...hit .337 in his final 26 contests beginning Aug. 28...batted .235 in 17

postseason games...was 2-for-14 (.143) in the ALDS against Tampa Bay, collecting a pair of singles in Game 3...batted .240 in six games in the ALCS against Detroit with his lone stolen base of the postseason coming in Game 6...went 8-for-29 (.276) in the World Series against St. Louis, hitting safely in Games 2-6...scored the winning run in top of ninth of Game 2.

**2010**—Tied for the American League lead in sacrifice bunts (17) and ranked among the league leaders in bunt hits (3rd, 12), singles (4th, 138), infield hits (6th, 34) and stolen bases (t-9th, 32)...led the club in walks (64)...was fourth in the AL with a .347 average with runners in scoring position...moved into the leadoff spot on April 18 at New York (AL) and made each of his final 133 starts batting first...was the youngest Texas player (21 yrs., 8 mos.) with a walk-off hit since Ivan Rodriguez on May 24, 1992 on April 23 vs. Detroit, the night the Rangers were honoring Elvis Presley...was selected to the AL All-Star team as reserve at 21 years, 10 months...was Texas' second-youngest All-Star ever behind Ivan Rodriguez (20 years, 8 mos.) in 1992...did not homer in 588 at bats, which were the second most at bats in a season in Texas history with no home runs (Otis Nixon, 589 in 1995)...was the team leader in at bats (68), hits (20), and steals (8) in the playoffs and his eight stolen bases remain tied for fifth-most ever in a single postseason...hit .294 with four RBI...hit safely in each of 1st 12 playoff games (5-ALDS; 6-ALCS; 1 WS), going 18-for-54 (.333)...that tied for the third-longest hitting streak to begin a postseason career in Major League history...matched Nelson Cruz for the most hits in the ALDS (8) to become the youngest player to lead or tie a playoff series in hits since the Mets' Gregg Jeffries had nine at age 21 in 1988 NLCS vs. the Dodgers...had a steal of home on a double steal in the first inning of Game 2 of the ALCS against New York (AL), which was the first steal of home in a playoff game since Anaheim's Brad Fullmer in Game 2 of the 2002 World Series against San Francisco.

**2009**—In his first Major League season, he ranked among the American League leaders in sacrifice bunts (t-4th, 12), triples (t-5th, 8), stolen bases (6th, 33), and bunt hits (t-7th, 6)...led the club in triples, steals, sac bunts, bunt hits and infield hits (19) and was second in games (145)...was the Rangers Rookie of the Year and placed second in BBWAA AL Rookie of the Year voting behind Oakland's Andrew Bailey...was named the winner of the Larry Doby Award as the AL Rookie of the Year by the Negro Leagues Baseball Museum...was selected as the shortstop on Major League Rookie All-Star Teams by Topps and *Baseball Digest*...led AL rookies in games, hits, runs, total bases, triples and stolen bases, with the 33 steals matching a club rookie record (Cecil Espy in 1988)...did not turn 21 until Aug. 21 and was the Majors' youngest position player and third youngest player overall for most of season...was the first AL player 20-years-or-younger to play at least 145 games in a season since Seattle's Alex Rodriguez in 1996...made his ML debut in the season opener on April 6 at 20 years, 223 days...was the third-youngest Opening Day starter in club history...established a club rookie record with a 16-game hitting streak from Aug. 28 to Sept. 14...played for Magallanes in Venezuela, batting .247 in 23 regular season games.

**2008**—Was selected as shortstop on the Texas League Postseason All-Star team at Double-A Frisco, the league's youngest player...ranked second in league with 54 stolen bases, which were the most by any Texas minor leaguer, and was fourth with a .295 batting average...was the starting shortstop for the World Team in Futures Game at Yankee Stadium on July 13 and was 0-for-1 with a run, walk and stolen base...also played in the Texas League All-Star Game...was rated by *Baseball America* as league's best defensive shortstop and fifth-highest prospect after the season...played for Magallanes in the Venezuelan Winter League, batting .257 in 50 games.

**2007**—Combined for a .257 average with five home runs and 49 RBI in 126 games for Atlanta's High-A Myrtle Beach and Texas' High-A Bakersfield clubs...was the youngest player in the Carolina League, fourth-youngest in the California League and the youngest player in the minors to spend the duration of the season at the High-A level or better...was selected to World Roster for the Futures Game on July 8 at San Francisco...went 0-for-2 in the game...was traded to Texas on July 31 and made his Bakersfield debut on Aug. 1 at Visalia...was named to the Arizona Fall League's Top Prospects Team after batting .353 with a .411 on-base percentage for the West Division-champion Surprise Rafters despite being youngest player in the league.

**2006**—Spent the entire season at Low-A Rome, ranking sixth among all Braves minor leaguers in doubles (25) and stolen bases (23)...was selected to the South Atlantic League all-star squad after

hitting .281 with 32 RBI in the first half...played in two games for Magallanes in the Venezuelan Winter League...was named Atlanta's second-best prospect by *Baseball America* following the season and the fourth-best prospect in the South Atlantic League.

**2005**—Earned MVP honors for the Rookie Gulf Coast League Braves...honored by Braves organization as GCL July Player of the Month...was sent to Rookie League Danville on Aug. 29 and hit .400 in the Appalachian League championship series...selected as Braves' 2nd-best overall prospect by *Baseball America* following the season.

## PERSONAL/MISCELLANEOUS

Elvis Augusto Andrus was originally signed by Atlanta scouts Rolando Petit and Julian Perez...is married, Cori, and the couple has two son, Elvis and Michael, and daughter, Lucia...has an older brother, Erol, an outfielder who played in the New York (AL) and Tampa Bay organizations from 2000-08...Erol was in minor league spring training camp with the Rangers in 2011 and the two played in the same spring training game on March 15 at Los Angeles (NL)...was selected winner of 2015 Harold McKinney Good Guy Award from DFW BBWAA Chapter...was honored with the Rangers Jim Sundberg Community Achievement Award in 2014 for significant contributions in the community.

## LIFETIME PLAYING RECORD

| Year                       | Club         | AVG.        | G           | AB          | R          | H           | 2B         | 3B        | HR        | RBI        | SH         | SF        | HP        | BB         | SO         | SB         | CS         | OBP         | SLG         | E          |
|----------------------------|--------------|-------------|-------------|-------------|------------|-------------|------------|-----------|-----------|------------|------------|-----------|-----------|------------|------------|------------|------------|-------------|-------------|------------|
| 2005                       | GCL Braves   | .295        | 46          | 166         | 26         | 49          | 6          | 1         | 3         | 20         | 0          | 2         | 4         | 19         | 28         | 7          | 4          | .377        | .398        | 13         |
|                            | Danville     | .278        | 6           | 18          | 3          | 5           | 1          | 0         | 0         | 1          | 0          | 0         | 0         | 4          | 4          | 1          | 0          | .409        | .333        | 0          |
| 2006                       | Rome         | .265        | 111         | 437         | 67         | 116         | 25         | 4         | 3         | 50         | 2          | 1         | 2         | 36         | 91         | 23         | 15         | .324        | .362        | 32         |
| 2007                       | Myrtle Beach | .244        | 99          | 385         | 59         | 94          | 20         | 3         | 3         | 37         | 3          | 2         | 6         | 44         | 88         | 25         | 7          | .330        | .335        | 25         |
|                            | Bakersfield  | .300        | 27          | 110         | 19         | 33          | 2          | 0         | 2         | 12         | 1          | 0         | 2         | 10         | 19         | 15         | 8          | .369        | .373        | 6          |
| 2008                       | Frisco       | .295        | 118         | 482         | 82         | 142         | 19         | 2         | 4         | 65         | 3          | 6         | 6         | 38         | 91         | 54         | 16         | .350        | .367        | 32         |
| 2009                       | TEXAS        | .267        | 145         | 480         | 72         | 128         | 17         | 8         | 6         | 40         | 12         | 3         | 6         | 40         | 77         | 33         | 6          | .329        | .373        | 22         |
| 2010                       | TEXAS        | .265        | 148         | 588         | 88         | 156         | 15         | 3         | 0         | 35         | 17         | 0         | 5         | 64         | 96         | 32         | 15         | .342        | .301        | 16         |
| 2011                       | TEXAS        | .279        | 150         | 587         | 96         | 164         | 27         | 3         | 5         | 60         | 16         | 1         | 5         | 56         | 74         | 37         | 12         | .347        | .361        | 25         |
| 2012                       | TEXAS        | .286        | 158         | 629         | 85         | 180         | 31         | 9         | 3         | 62         | 17         | 3         | 5         | 57         | 96         | 21         | 10         | .349        | .378        | 16         |
| 2013                       | TEXAS        | .271        | 156         | 620         | 91         | 168         | 17         | 4         | 4         | 67         | 16         | 6         | 4         | 52         | 97         | 42         | 8          | .328        | .331        | 14         |
| 2014                       | TEXAS        | .263        | 157         | 619         | 72         | 163         | 35         | 1         | 2         | 41         | 9          | 7         | 3         | 46         | 96         | 27         | 15         | .314        | .333        | 18         |
| 2015                       | TEXAS        | .258        | 160         | 596         | 69         | 154         | 34         | 2         | 7         | 62         | 8          | 9         | 2         | 46         | 78         | 25         | 9          | .309        | .357        | 22         |
| 2016                       | TEXAS        | .302        | 147         | 506         | 75         | 153         | 31         | 7         | 8         | 69         | 4          | 7         | 4         | 47         | 70         | 24         | 8          | .362        | .439        | 17         |
| 2017                       | TEXAS        | .297        | 158         | 643         | 100        | 191         | 44         | 4         | 20        | 88         | 1          | 4         | 3         | 38         | 101        | 25         | 10         | .337        | .471        | 17         |
| 2018                       | TEXAS        | .256        | 97          | 395         | 53         | 101         | 20         | 3         | 6         | 33         | 0          | 2         | 3         | 28         | 66         | 5          | 3          | .308        | .367        | 11         |
|                            | Frisco       | .056        | 5           | 18          | 1          | 1           | 0          | 0         | 0         | 0          | 0          | 0         | 0         | 1          | 2          | 0          | 0          | .105        | .056        | 1          |
|                            | Round Rock   | .000        | 2           | 6           | 0          | 0           | 0          | 0         | 0         | 0          | 0          | 0         | 0         | 2          | 1          | 0          | 1          | .250        | .000        | 0          |
| 2019                       | TEXAS        | .275        | 147         | 600         | 81         | 165         | 27         | 4         | 12        | 72         | 0          | 10        | 4         | 34         | 96         | 31         | 8          | .313        | .393        | 13         |
|                            | Frisco       | .167        | 2           | 6           | 1          | 1           | 0          | 0         | 1         | 1          | 0          | 0         | 0         | 0          | 1          | 0          | 0          | .167        | .667        | 0          |
| 2020                       | TEXAS        | .194        | 29          | 103         | 11         | 20          | 5          | 0         | 3         | 7          | 0          | 0         | 0         | 8          | 15         | 3          | 1          | .252        | .330        | 3          |
| <b>Major League Totals</b> |              | <b>.274</b> | <b>1652</b> | <b>6366</b> | <b>893</b> | <b>1743</b> | <b>303</b> | <b>48</b> | <b>76</b> | <b>636</b> | <b>100</b> | <b>52</b> | <b>44</b> | <b>516</b> | <b>962</b> | <b>305</b> | <b>105</b> | <b>.330</b> | <b>.372</b> | <b>194</b> |

## CAREER TRANSACTIONS

**2005** — Signed by the Atlanta Braves as a non-drafted free agent, January 25. **2007** — Traded to the Texas Rangers with pitchers Neftali Feliz, Matt Harrison and Beau Jones and catcher Jarrod Saltalamacchia for pitcher Ron Mahay and first baseman Mark Teixeira, July 31. **2016** — On the suspended list, May 17. **2017** — On the paternity list, July 5 to 7. **2018** — On the disabled list, April 12 to June 17; included rehabilitation assignment with Frisco, June 11 to 15, and Round Rock, June 16 to 17. **2019** — On the injured list, May 15 to 24; included rehabilitation assignment with Frisco, May 21 to 24. **2020** — On the injured list, August 20 to 30. On the injured list, September 12 to 27. **2021** — Traded to the Oakland Athletics with catcher Aramis Garcia and cash for designated hitter Khris Davis, catcher Jonah Heim and minor league pitcher Dane Acker, February 6.

## WILD CARD RECORD

| Year | Club/Opp.   | AVG. | G | AB | R | H | 2B | 3B | HR | RBI | SH | SF | HP | BB | SO | SB | CS | OBP  | SLG  | E |
|------|-------------|------|---|----|---|---|----|----|----|-----|----|----|----|----|----|----|----|------|------|---|
| 2012 | TEX vs. BAL | .500 | 1 | 4  | 0 | 2 | 0  | 0  | 0  | 0   | 0  | 0  | 0  | 0  | 0  | 0  | 0  | .500 | .500 | 0 |

### DIVISION SERIES RECORD

| Year          | Club/Opp.   | AVG.        | G         | AB        | R        | H         | 2B       | 3B       | HR       | RBI      | SH       | SF       | HP       | BB       | SO       | SB       | CS       | OBP         | SLG         | E        |
|---------------|-------------|-------------|-----------|-----------|----------|-----------|----------|----------|----------|----------|----------|----------|----------|----------|----------|----------|----------|-------------|-------------|----------|
| 2010          | TEX vs. TB  | .333        | 5         | 24        | 2        | 8         | 1        | 0        | 0        | 1        | 0        | 0        | 0        | 0        | 2        | 3        | 1        | .333        | .375        | 2        |
| 2011          | TEX vs. TB  | .143        | 4         | 14        | 1        | 2         | 0        | 0        | 0        | 0        | 0        | 0        | 1        | 3        | 3        | 0        | 1        | .333        | .143        | 0        |
| 2015          | TEX vs. TOR | .182        | 5         | 22        | 1        | 4         | 0        | 0        | 0        | 1        | 0        | 0        | 0        | 4        | 0        | 1        | 1        | .182        | .182        | 2        |
| 2016          | TEX vs. TOR | .364        | 3         | 11        | 2        | 4         | 0        | 1        | 1        | 1        | 0        | 0        | 0        | 0        | 0        | 0        | 1        | .364        | .818        | 1        |
| <b>Totals</b> |             | <b>.254</b> | <b>17</b> | <b>71</b> | <b>6</b> | <b>18</b> | <b>1</b> | <b>1</b> | <b>1</b> | <b>3</b> | <b>0</b> | <b>0</b> | <b>1</b> | <b>3</b> | <b>9</b> | <b>3</b> | <b>4</b> | <b>.293</b> | <b>.338</b> | <b>5</b> |

### LEAGUE CHAMPIONSHIP SERIES RECORD

| Year          | Club/Opp.   | AVG.        | G         | AB        | R        | H         | 2B       | 3B       | HR       | RBI      | SH       | SF       | HP       | BB       | SO       | SB       | CS       | OBP         | SLG         | E        |
|---------------|-------------|-------------|-----------|-----------|----------|-----------|----------|----------|----------|----------|----------|----------|----------|----------|----------|----------|----------|-------------|-------------|----------|
| 2010          | TEX vs. NYY | .333        | 6         | 27        | 4        | 9         | 2        | 0        | 0        | 2        | 1        | 0        | 0        | 2        | 3        | 4        | 0        | .379        | .407        | 0        |
| 2011          | TEX vs. DET | .240        | 6         | 25        | 4        | 6         | 0        | 0        | 0        | 1        | 1        | 0        | 0        | 3        | 2        | 1        | 1        | .321        | .240        | 1        |
| <b>Totals</b> |             | <b>.288</b> | <b>12</b> | <b>52</b> | <b>8</b> | <b>15</b> | <b>2</b> | <b>0</b> | <b>0</b> | <b>3</b> | <b>2</b> | <b>0</b> | <b>0</b> | <b>5</b> | <b>5</b> | <b>5</b> | <b>1</b> | <b>.351</b> | <b>.327</b> | <b>1</b> |

### WORLD SERIES RECORD

| Year          | Club/Opp.   | AVG.        | G         | AB        | R        | H         | 2B       | 3B       | HR       | RBI      | SH       | SF       | HP       | BB       | SO        | SB       | CS       | OBP         | SLG         | E        |
|---------------|-------------|-------------|-----------|-----------|----------|-----------|----------|----------|----------|----------|----------|----------|----------|----------|-----------|----------|----------|-------------|-------------|----------|
| 2010          | TEX vs. SF  | .176        | 5         | 17        | 2        | 3         | 0        | 0        | 0        | 1        | 0        | 1        | 0        | 3        | 3         | 1        | 0        | .286        | .176        | 1        |
| 2011          | TEX vs. STL | .276        | 7         | 29        | 5        | 8         | 1        | 0        | 0        | 2        | 0        | 0        | 1        | 7        | 0         | 0        | 0        | .300        | .310        | 1        |
| <b>Totals</b> |             | <b>.239</b> | <b>12</b> | <b>46</b> | <b>7</b> | <b>11</b> | <b>1</b> | <b>0</b> | <b>0</b> | <b>1</b> | <b>2</b> | <b>1</b> | <b>0</b> | <b>4</b> | <b>10</b> | <b>1</b> | <b>0</b> | <b>.294</b> | <b>.261</b> | <b>2</b> |

### ALL-STAR GAME RECORD

| Year          | Club/Site | AVG.        | G        | AB       | R        | H        | 2B       | 3B       | HR       | RBI      | SH       | SF       | HP       | BB       | SO       | SB       | CS       | OBP         | SLG         | E        |
|---------------|-----------|-------------|----------|----------|----------|----------|----------|----------|----------|----------|----------|----------|----------|----------|----------|----------|----------|-------------|-------------|----------|
| 2010          | A.L./LAA  | .000        | 1        | 1        | 0        | 0        | 0        | 0        | 0        | 0        | 0        | 0        | 0        | 0        | 0        | 0        | 1        | .000        | .000        | 0        |
| 2012          | A.L./KC   | .000        | 1        | 1        | 0        | 0        | 0        | 0        | 0        | 0        | 0        | 0        | 0        | 0        | 0        | 0        | 0        | .000        | .000        | 0        |
| <b>Totals</b> |           | <b>.000</b> | <b>2</b> | <b>2</b> | <b>0</b> | <b>0</b> | <b>0</b> | <b>0</b> | <b>0</b> | <b>0</b> | <b>0</b> | <b>0</b> | <b>0</b> | <b>0</b> | <b>0</b> | <b>0</b> | <b>1</b> | <b>.000</b> | <b>.000</b> | <b>0</b> |

### WORLD BASEBALL CLASSIC RECORD

| Year | Club      | AVG. | G | AB | R | H | 2B | 3B | HR | RBI | SH | SF | HP | BB | SO | SB | CS | OBP  | SLG  | E |
|------|-----------|------|---|----|---|---|----|----|----|-----|----|----|----|----|----|----|----|------|------|---|
| 2013 | Venezuela | .286 | 2 | 7  | 2 | 2 | 0  | 0  | 0  | 2   | 0  | 0  | 1  | 0  | 1  | 2  | 0  | .375 | .286 | 0 |

### ANDRUS' CAREER BESTS

**Hits:** 5, May 18, 2013 vs. Detroit. 4 (16 times), last: August 14, 2019 at Toronto  
**Home Runs:** 2 (three times), September 3, 2017 vs. Los Angeles, June 26, 2017 at Cleveland, September 24, 2016 at Oakland  
**Runs Batted In:** 5 (twice), July 24, 2018 vs. Oakland, May 30, 2017 vs. Tampa Bay  
**Stolen Bases:** 4, June 30, 2009 vs. Los Angeles (AL)  
**Hitting Streak:** 19, July 15 to August 8, 2018  
**Hitless Streak (At Bats):** 26, July 8 to 17, 2010  
**Game Ending RBI:** 5, April 22, 2017 vs. Kansas City (single); August 21, 2013 vs. Houston (sacrifice fly); August 1, 2012 vs. Los Angeles-AL (single); May 29, 2011 vs. Kansas City (single); April 23, 2010 vs. Detroit (single)  
**Grand Slams:** 1, July 24, 2018 vs. Oakland (J.B. Wendelken)  
**Pinch-Hit Home Runs:** None  
**Inside-The-Park Home Runs:** None  
**Lead Off Home Runs:** None

**RIGHT-HANDED PITCHER****Height/Weight:** 6-3 / 225**Bats/Throws:** Right / Right**Birthdate:** February 26, 1994**Opening Day Age:** 27**Birthplace/Resides:** Araure, Venezuela / Portuguesa, Venezuela**Major League Service:** None**Obtained:** Signed to a minor league contract, November 6, 2020**Contract Status:** First year of a one-year contract through 2021 [Updated Stats](#)**NON-ROSTER INVITEE****CAREER HIGHLIGHTS**

Was originally selected by Cleveland in the 19th round of the 2014 First-Year Player Draft and compiled a 16-9 record, 30 saves and a 3.57 ERA in 174 games, including two starts, in six seasons in the Indians farm system...struck out 299 batters in 231.2 innings (11.62 per nine innings) but also walked 123 (4.78 per nine innings)...held the opposition to a .208 batting average...led the Cleveland farm system with 15 saves in 2017...pitched for Glendale in the Arizona Fall League in 2017 and Mesa in 2019 and was named a Rising Star each season.

**2020 HIGHLIGHTS**

Was a non-roster invitee with Cleveland and went 0-1 with a 12.46 ERA in six relief appearances during the spring...allowed just two hits in 4.1 innings but walked five while striking out five...did not pitch following the cancellation of the minor league season.

**CAREER**

**2019**—Posted a 4-2 record with five saves, a 3.45 ERA and .191 opponents batting average in a career-high 48 outings, including one start, between Double-A Akron and Triple-A Columbus...struck out a career-high 88 in 66.2 innings but also walked 38...was with Columbus, May 28-July 30, and then from Sept. 1-end of season...his ERA at Columbus was skewed due to a July 13 outing where he allowed six earned runs without recording an out...his 48 outings led the Indians Player Development system...posted three scoreless outings in the International League playoffs (3.2 ip, 2 h, 4 bb, 5 so)...on the year posted 23 outings of at least 1.1 innings and recorded a pair of 3.0-inning outings with Akron...combined on the year, right-handed hitters batted .214 and left-handers hit .166...allowed a .157 average with runners on...recorded three scoreless outings in exhibition games for Cleveland during the spring (2.1 IP)...was named a Rising Star for Mesa in the Arizona Fall League...compiled a 5.68 ERA in eight relief appearances.

**2018**—Spent the entire season at Double-A Akron and was 2-5 with eight saves and a 5.23 ERA in a team-leading 47 appearances...ranked sixth in the Eastern League in games pitched...went 1-0 with a 1.35 ERA in 17 relief appearance for Lara in the Venezuelan Winter League.

**2017**—Led the Indians organization with a career-high 15 saves and led Lynchburg with 31 games finished...was named to the Carolina League Midseason All-Star team...was named as a Rising Star for Glendale in the Arizona Fall League...was 0-1 with a 9.00 ERA in nine relief appearances.

**2016**—Was named New York-Penn League Pitcher of the Week for June 20-26 after working 6.2 scoreless innings over three games (1 h, 2 bb, 9 so).

**2015**—Pitched for the Indians Arizona Rookie League affiliate for the second consecutive season and logged a 13.50 ERA in three games, including one start.

**2014**—Made his professional debut with the Indians Arizona Rookie League affiliate and was 2-0 with a save and a 7.80 ERA in 13 relief appearances.

## PERSONAL/MISCELLANEOUS

Argenis Jesus Angulo was originally signed by Cleveland scout Mark Allen...was a member of the Venezuelan 18U national team and Team Venezuela for the November 2019 WSBC Premier 12 event, a 2020 Olympic qualifier...a YouTube video produced by his father following his conversion to pitching helped him land a scholarship with Ranger College outside of the Dallas-Fort Worth area...pitched at Ranger JC in 2013 and 2014, posting a 3.14 ERA in his second season.

### LIFETIME PITCHING RECORD

| Year                       | Club            | W         | L        | ERA         | G          | GS       | CG       | SHO      | SV        | IP   | H          | R          | ER        | HR        | HB        | BB         | IBB       | SO         | WP        | BK       |  |
|----------------------------|-----------------|-----------|----------|-------------|------------|----------|----------|----------|-----------|--|------------|------------|-----------|-----------|-----------|------------|-----------|------------|-----------|----------|--|
| 2014                       | AZL Indians     | 2         | 0        | 7.80        | 13         | 0        | 0        | 0        | 1         | 15.0   | 20         | 13         | 13        | 1         | 2         | 6          | 0         | 27         | 3         | 1        |  |
| 2015                       | AZL Indians     | 0         | 0        | 13.50       | 3          | 1        | 0        | 0        | 0         | 2.0  | 1          | 3          | 3         | 1         | 1         | 5          | 0         | 3          | 1         | 0        |  |
| 2016                       | Mahoning Valley | 1         | 0        | 1.19        | 11         | 0        | 0        | 0        | 1         | 22.2   | 10         | 3          | 3         | 1         | 1         | 8          | 0         | 28         | 1         | 0        |  |
|                            | Akron           | 0         | 0        | 6.23        | 2          | 0        | 0        | 0        | 0         | 4.1  | 4          | 3          | 3         | 2         | 0         | 2          | 0         | 1          | 0         | 0        |  |
|                            | Lake County     | 2         | 0        | 1.06        | 8          | 0        | 0        | 0        | 0         | 17.0   | 7          | 5          | 2         | 1         | 1         | 5          | 0         | 17         | 1         | 0        |  |
| 2017                       | Columbus        | 0         | 0        | 0.00        | 1          | 0        | 0        | 0        | 0         | 1.1  | 1          | 0          | 0         | 0         | 0         | 3          | 0         | 3          | 1         | 0        |  |
|                            | Lynchburg       | 5         | 2        | 2.29        | 41         | 0        | 0        | 0        | 15        | 55.0   | 31         | 15         | 14        | 1         | 2         | 27         | 3         | 68         | 11        | 1        |  |
| 2018                       | Akron           | 2         | 5        | 5.23        | 47         | 0        | 0        | 0        | 8         | 51.2   | 59         | 36         | 30        | 4         | 6         | 29         | 3         | 64         | 4         | 0        |  |
| 2019                       | Akron           | 3         | 2        | 2.06        | 26         | 0        | 0        | 0        | 2         | 35.0   | 19         | 8          | 8         | 0         | 0         | 22         | 4         | 63         | 1         | 1        |  |
|                            | Columbus        | 1         | 0        | 5.20        | 22         | 1        | 0        | 0        | 3         | 27.2   | 24         | 18         | 16        | 7         | 1         | 16         | 1         | 25         | 5         | 1        |  |
| 2020                       |                 |           |          |             |            |          |          |          |           |  |            |            |           |           |           |            |           |            |           |          |  |
|                            |                 |           |          |             |            |          |          |          |           | (Minor League Season Canceled — Did Not Pitch) |            |            |           |           |           |            |           |            |           |          |  |
| <b>Minor League Totals</b> |                 | <b>16</b> | <b>9</b> | <b>3.57</b> | <b>174</b> | <b>2</b> | <b>0</b> | <b>0</b> | <b>30</b> | <b>231.2</b>                                   | <b>176</b> | <b>104</b> | <b>92</b> | <b>18</b> | <b>14</b> | <b>123</b> | <b>11</b> | <b>299</b> | <b>28</b> | <b>4</b> |  |

### CAREER TRANSACTIONS

**2014** — Selected by the Cleveland Indians organization in the 19th round of the First-Year Player Draft. **2020** — Elected free agency, November 1; signed by the Oakland Athletics to a minor league contract, November 6.

### COLISEUM FIRSTS

Game: April 17, 1968  
 Final Score: Baltimore 4, Oakland 1  
 Winning Pitcher: Dave McNally  
 Losing Pitcher: Lew Krausse  
 Attendance: 47,233  
 First Victory: April 18, 1968  
 Final Score: Oakland 4, Baltimore 3  
 Winning Pitcher: Paul Lindblad  
 Losing Pitcher: Gene Brabender

Batter: Curt Blefary, Baltimore (walked by Lew Krausse)  
 A's Batter: Bert Campaneris (popped out to second baseman Davey Johnson)  
 Hit: Boog Powell (Home run off Lew Krausse, 2nd inning, Apr. 17)  
 A's Hit: Rick Monday (Home run off Dave McNally, 6th inning, Apr. 17)  
 Run: Boog Powell (Home run off Lew Krausse, 2nd inning, Apr. 17)

A's Run: Rick Monday (Home run off Dave McNally, 6th inning, Apr. 17)  
 Error: Bert Campaneris, SS (ball hit by Frank Robinson, 4th inning, Apr. 17)  
 Pinch Hit: Tony La Russa (single off Dave McNally, 9th inning, Apr. 17)  
 Relief Pitcher: Diego Segui (relieved Lew Krausse in 6th inning, Apr. 17)



**OUTFIELDER****Height/Weight:** 6-0 / 195**Bats/Throws:** Left / Left**Birthdate:** November 15, 1995**Opening Day Age:** 25**Birthplace/Resides:** Tamboril, Dominican Republic / Tamboril, Dominican Republic**Major League Service:** 21 days**Obtained:** Signed as a non-drafted free agent, July 3, 2012**Contract Status:** First year of a one-year contract through 2021[Updated Stats](#)**CAREER HIGHLIGHTS**

Was signed by the A's out of the Dominican Republic at the age of 16 and is a .280 (441-for-1576) career hitter in 438 games in seven professional seasons...has appeared in 141 games in center field, 130 in left field, 126 in right field and two at first base...spent the first three-plus seasons of his career in short-season leagues before he was promoted to Single-A Beloit in August of 2016...played in 108 games with the A's Single-A affiliates in 2017 and then hit .297 in 124 games with Single-A Stockton and Double-A Midland in 2018...had his 2019 season shortened to 54 games after shoulder surgery...was named MVP of the 2019 Texas League All-Star Game...played for Mesa in the Arizona Fall League in 2018...was rated as the A's number seven prospect by *Baseball America* following the 2020 season.

**2020 HIGHLIGHTS**

Was batting .296 with a triple and five RBI with the A's during the spring when he was optioned to Triple-A Las Vegas March 7...was added to the A's 60-man player pool July 1 but did not play in 2020...was on the Taxi Squad for the Wild Card Series and Division Series...was rated as the A's number seven prospect by *Baseball America* following the season...played for Lacey in the Dominican Winter League and hit .216 in 13 games.

**CAREER**

**2019**— Was limited to just 54 games at Double-A Midland due to shoulder surgery, but hit .321 in 54 games...added nine doubles, a career-high tying 11 triples, four home runs and nine stolen bases...despite his limited playing time, he finished second in the Texas League, third in the A's farm system and tied for sixth in all of the minors in triples...batted .324 against right-handed pitching compared to .314 against left-handers...however, eight of his 16 hits against lefties were for extra bases and he slugged .608 compared to .486 against right-handers...hit .347 when leading off an inning, .342 at home, .324 at night and .304 with runners in scoring position...went 9-for-18 (.500) with three triples in the ninth inning...batted .331 in 31 games in the leadoff spot but walked just three times...also hit third (19 games), fifth (twice), seventh (once) and eighth (once)...started 36 games in center field, 12 in right and one in left field...had five assists in 50 games overall in the outfield...hit safely in each of his first five games (9-for-21, .429) and was batting .333 in 11 games when he was placed on the injured list April 18 with a strained right shoulder...was reinstated May 4...had a season-high 10-game hitting streak from May 12 to 21 (14-for-46, .304)...reached base safely in each of his final 24 games, batting .398 with a .417 on-base percentage...went 4-for-4 with a walk and a pair of doubles June 1 against Amarillo...it was the second four-hit game of his career...had a career-high two triples June 7 against Frisco...collected his second four-hit game of the season and the third of his career June 14 at Arkansas to start a season-ending 10-game hitting streak (19-for-44, .432)...that included six straight two-hit games from June 16 to 21 (12-for-25, .480...tripled in three straight games at Arkansas from June 14-16...played for the South in the Texas League All-Star Game and was named Most Valuable Player after going 3-for-5 with two runs and a triple in a start in center field...batted .406 with six triples in 22 games in June...was placed on the injured list a second time June 28 with a right shoulder subluxation...ended up having surgery on July 12 to repair the labrum in his right, non-throwing, shoulder...the surgery was performed by Dr. Douglas Freedberg in Arizona...was

recalled by Oakland on Sept. 9 and added to the 60-day injured list to clear a 40-man spot for Jesús Luzardo.

**2018**—Began the year at Single-A Stockton where he hit .284 in 88 games...was promoted to Double-A Midland July 15 and batted .328 in 36 games with the RockHounds...combined for a .297 batting average, 26 doubles, 11 triples, three home runs, 64 RBI and 23 stolen bases in 124 games...tied for seventh in all of minor league baseball in triples...had career highs in games, at bats, runs (75), hits (132), doubles, triples, extra base hits (40), RBI, hit by pitches (5), walks (41) and stolen bases...ranked second in the A's farm system in triples, third in batting, fourth in runs, fifth in stolen bases, seventh in RBI, eighth in hits and ninth in extra base hits...hit .298 against right-handed pitching compared to .294 against left-handers...slugged all three of his home runs and had 37 of his 40 extra base hits against righties for a .453 slugging percentage (.333 vs. lefties)...batted .387 with runners in scoring position, including .418 with RISP and two outs...was 6-for-14 (.429) with 15 RBI with the bases loaded...hit .316 in May, .297 in June, .313 in July and .328 in August...hit .313 at night, .214 during the day...had a .500 batting average in the first inning...appeared in 61 games in center field, 43 in right field, 15 in left field and one at first base...committed four errors as an outfielder for a .986 fielding percentage...had 12 outfield assists, including 11 with Stockton, which tied for third in the California League...saw his most playing time with 46 games batting seventh and 31 hitting eighth...drove in a season-high four runs April 9 against Rancho Cucamonga and April 28 at Lake Elsinore...had a season-high in hits May 24 at Rancho Cucamonga when he went 4-for-5...had a season-best 11-game hitting streak from June 26 to July 6...went 17-for-42 (.405) with 13 runs scored and six multiple hit games during the streak...was tied for second in the CL in triples (7) at the time of his promotion to Midland on July 15 and ranked seventh in runs (51)...his .328 batting average with the RockHounds was second best in the Texas League from July 15 through the end of the season...also ranked first in triples (4), tied for fifth in steals (13) and seventh in on-base percentage (.378)...reached base safely in 20 consecutive games from July 20 to Aug. 11...had a .361 batting average and .425 on-base percentage during the streak...stole a season-high three bases Aug. 3 against San Antonio...was batting .330 at Midland when he was placed on the disabled list Aug. 23 with a lacerated finger on his right hand...was reinstated Aug. 30 and went 5-for-16 (.313) with five RBI over his final four games...played for Mesa in the Arizona Fall League following the season and hit .263 with 12 RBI and six stolen bases in 15 games...named to the East squad for the AFL Rising Stars Game...also played for Lacey in the Dominican Winter League and went 11-for-25 (.440) with four walks (.500 on-base percentage) in 17 games.

**2017**—Played for the A's Single-A affiliates at Beloit and Stockton and combined to hit .262 with seven home runs and 38 RBI in 108 games...had career highs in home runs and strikeouts (86)...tied for third in the A's farm system in triples (7) and tied for fourth in stolen bases (16)...began the year at Beloit and was batting .277 with three home runs and 22 RBI in 73 games when he was promoted to Stockton July 11...hit .228 with four home runs and 16 RBI in 35 games with the Ports...batted .274 with six of his seven home runs against right-handed pitchers compared to .216 against left-handers...hit .326 in the ninth inning...appeared in 50 games in right field, 28 in center field and 26 in left field...had 10 assists in 103 games overall in the outfield...was on the disabled list from April 26 to May 8 with a left thumb contusion...hit .333 in 19 games in May...had a season-high seven-game hitting streak from May 11 to 19 (12-for-30, .400)...belted a pinch hit home run June 25 at Clinton...was transferred to Stockton July 11 and had four home runs and 10 RBI over his first 16 games with the Ports.

**2016**—Began the year in extended spring training and was assigned to Short Season Vermont June 17...batted .321 with two home runs and 18 RBI in 41 games with the Lake Monsters before he was transferred to Single-A Beloit Aug. 5...hit .286 in 19 games with the Snappers and combined for a .310 batting average, three home runs and 22 RBI in 60 games overall...had career highs in batting and on-base percentage (.361)...hit .317 against right-handed pitchers and .311 with runners in scoring position...batted .333 with a .380 on-base percentage in 45 games in the leadoff spot...hit .340 with a .398 on-base percentage when leading off an inning...appeared in 29 games in left field, 14 in center field and 10 in right field...had seven assists in 52 games overall in the outfield...had a season-high 12-game hitting streak from June 18-30 (20-for-50, .400)...hit .377 with a home run and nine RBI in 13 games in June.



**RIGHT-HANDED PITCHER****Height/Weight:** 6-5 / 217**Bats/Throws:** Right / Right**Birthdate:** February 22, 1989**Opening Day Age:** 32**Birthplace/Resides:** Toledo, Ohio / Washington, North Carolina**Major League Service:** 4 years, 130 days**Obtained:** Acquired from the Chicago White Sox with Josh Phegley, Rangel Ravelo and Marcus Semien for Jeff Samardzija and Michael Ynoa, December 9, 2014**Contract Status:** First year of a one-year contract through 2021
[@C\\_Bass419](#)
[cbass419](#)
[Updated Stats](#)
**CAREER HIGHLIGHTS**

Is 15-7 with a 3.35 ERA in 39 games, 36 starts, over his last two seasons after going 4-14 with a 3.86 ERA in 40 games, 30 starts, over the first four seasons of his career...was originally drafted by Chicago (AL) in 2011 and made his Major League debut with the White Sox in 2014...was traded to Oakland Dec. 9, 2014 in a six-player deal and has pitched five seasons with the A's (2015-16, 18-20)...did not pitch in the majors in 2017 following May 6, 2016 "Tommy John" surgery...is 17-10 with a 3.29 ERA (93 er in 254.2 ip) and is averaging 8.38 strikeouts per nine innings (237 so in 254.2 ip) in 50 games (41 starts) since the surgery...was 2-11 with a 4.13 ERA and 6.77 strikeouts per nine innings in 29 games (23 starts) before the surgery...pitched for Glendale in the Arizona Fall League following the 2013 and 2014 seasons.

**2020 HIGHLIGHTS**

Spent the entire season on the active roster for the first time in his six-year career and went 5-2 with a 2.29 ERA in 11 starts...his ERA ranked second among pitchers in the West divisions (Lamet, SD 2.09) and sixth in the majors...it was fifth lowest in Oakland history among pitchers with at least 10 starts...also tied for fifth in the West divisions in winning percentage (.714), ranked seventh in opponents OPS (.659), batting average (.233) and slugging percentage (.371), tied for seventh in wins and eighth in on-base percentage (.288)...had career lows in ERA and opponents on-base percentage...walked 17 batters in 63.0 innings for a career-low 2.43 walks per nine innings...struck out 55 for a career-best 3.24 strikeout-to-walk ratio...led the A's in innings pitched and tied for the lead in games started...received five votes (two third, one fourth, two fifth) in American League Cy Young balloting...went 1-0 with a 1.08 ERA over his first three starts, 1-2 with a 5.95 ERA over his next four starts from Aug. 12-29 and 3-0 with a 0.34 ERA over his final four starts...is now 15-7 with a 3.35 ERA in 39 games, including 36 starts, over the last two years...went 2-1 with a 0.72 ERA, .207 opponents batting average and .512 OPS in five starts in Oakland compared to 3-1 with a 4.56 ERA, .270 opponents average and .683 OPS in five starts on the road...his home ERA was second lowest in the majors (Keller, KC 0.27) and second lowest in Oakland history among pitchers with at least 30 innings (Treinen, 0.63 in 2018)...did not allow a home run in 37.1 innings in Oakland and now has a nine-game, 48.0-inning, 195-batter faced homerless streak in the Coliseum...is 9-10 with a 2.44 ERA (51 er in 188.1 ip) in 35 career games in the Coliseum, 10-11 with a 4.63 ERA (108 er in 210.0 ip) in 44 games in all other ballparks...has yielded just 11 home runs in 188.1 career innings in Oakland (0.53 per nine innings)...went 3-0 with a 1.15 ERA in six starts at night compared to 2-2 with a 4.13 ERA in five starts during the day...his night ERA was the lowest in the majors and in Oakland history among pitchers with at least 30 innings at night...is now 5-0 with a 2.39 ERA (19 er in 71.2 ip) over his last 13 games, 12 starts, at night dating back to July 19, 2019...allowed a .233 opponents batting average, which broke down to .223 (31-for-139) with a .590 OPS against right-handed hitters compared to .248 (25-for-101) with a .755 OPS against left-handers...yielded four of his six home runs to lefties and has surrendered 18 of his 27 home runs over the last two years to lefties...walked just one batter to lead off an inning and held opponents to a .203 (13-

**ATHLETICS CONSECUTIVE STARTS,  
NO COMPLETE GAMES**

|     |  |
|-----|--|
| 113 | Barry Zito, August 12, 2003-Sept. 28, 2006 |
| 67  | Mike Oquist, June 11, 1997-Sept. 21, 1999  |
| 64  | Bob Welch, August 27, 1991-May 16, 1994    |
| 61  | Chris Bassitt, June 30, 2015-present       |
| 57  | Sean Manaea, April 29, 2016-April 15, 2018 |

for-64) batting average and .227 on-base percentage in that situation...the on-base percentage was sixth lowest in the majors...five of his six home runs came with the bases empty...had a .244 opponents batting average with runners in scoring position, but that dropped to .176 with RISP and two outs...had a .204 opponents batting average and two home runs with zero or one out, a .295 average with four home runs with two outs...had a .130 opponent average with two strikes...surrendered three of his six home runs to the opponent's clean-up hitter...allowed six of his 18 runs in the first inning...had a 4.91 ERA in the first inning, a 1.73 ERA from the second inning on...was 3-0 with a 1.75 ERA in four starts following an A's loss and is 8-1 with a 2.38 ERA (22 er in 83.1 ip) in 14 starts following a loss over the last two years...received 35 runs of support in his 11 starts for a run support average of 5.00...now has a 6.28 RSA in 36 starts over the last two years compared to a 2.67 ERA over his first 30 starts of his career...is 15-1 in 25 career starts with three runs of support or more, 4-20 in 41 starts with two runs of support or fewer...went 2-1 with a 3.34 ERA (11 er in 29.2 ip) in five starts on four days rest, 3-1 with a 1.35 ERA (5 er in 33.1 ip) in six starts on five days rest or more...does not have a complete game in 66 career starts, including 61 with the A's...his streak of 61 consecutive starts with no complete games is fourth longest in Athletics history (3rd is 64 by Bob Welch)...allowed one run or fewer in seven of his 11 starts, including no runs four times...the A's went 8-3 (.727) in his starting assignments and are 23-13 (.639) over the last two years...did not pitch in the majors in 2017 following May 6, 2016 "Tommy John" surgery...is 17-10 with a 3.29 ERA (93 er in 254.2 ip) and is averaging 8.38 strikeouts per nine innings (237 so in 254.2 ip) in 50 games (41 starts) since the surgery...was 2-11 with a 4.13 ERA and 6.77 strikeouts per nine innings in 29 games (23 starts) before the surgery.

**OAKLAND:** Began the season as the A's fourth starter and combined with five A's relievers on a nine-hit shutout in the A's 3-0 win over Los Angeles (AL) on July 27...had a no decision as he tossed four innings...allowed just one run in a season-high 7.0 innings Aug. 7 against Houston but had a no decision in the A's 3-2 win...that gave him one run or fewer in each of his first three starts, to become the first A's pitcher to begin the season in the starting rotation and allow one run or fewer in each of his first three starts since Gio Gonzalez in 2011 (April 3-14)...also walked a season-high three batters (first of four times)...picked up his second win of the season Aug. 12 at Los Angeles (AL), despite surrendering a season-high four runs in 5.2 innings...it extended his winning streak to a career-high five games dating back to Aug. 11, 2019...posted a 3.32 ERA and .228 opponents batting average during the streak, which spanned 13 games (10 starts)...the winning streak was snapped Aug. 22 against Los Angeles (AL) when he tossed a season-high 105 pitches...lost his next start on Aug. 29 at Houston when he tossed a career-low tying 3.0 innings (third time, last: Sept. 13, 2019 at Texas)...finished August 2-2 with a 4.18 ERA in six starts but then went 3-0 with a 0.34 ERA in four starts in September...allowed just one run in 26.2 innings...his September ERA was second lowest in Oakland history in any month to Cory Lidle's 0.20 ERA in August of 2002 (min. 25.0 ip)...it was the lowest in September in the majors since Greg Maddux had a 0.29 ERA for Atlanta in 1995...it was the first time in his career he won three games in a month...was named American League Pitcher of the Month for his efforts, his first such honor...combined with Diekman and Trivino on a seven-hit shutout in the A's 6-0 win over Houston on Sept. 7...pitched a season-high tying 7.0 innings and allowed all seven of the hits...struck out a season-high eight in 6.0 innings a 10-1 win in the second game of the doubleheader at Texas on Sept. 12...allowed just one run but yielded a season-high eight hits...combined with Petit, Wendelken and Weems on a three-hit shutout in the A's 6-0 win over San Francisco on Sept. 18...tossed a season-high tying 7.0 scoreless innings in a no decision in a 3-1, 10-inning win over Seattle on Sept. 25...finished the regular season with a 13.2-inning scoreless streak and a 24.1-inning scoreless streak at home...then went 1-0 with a 3.27 ERA in two postseason starts...started and won Game 2 of the ALWCS, a 5-3 win over Chicago (7.0 ip, 6 h, 1 r, 1 er, 1 bb, 5 so)...blanked the White Sox on five hits over the first seven innings before allowing a leadoff single to Anderson in the eighth...was relieved by Hendriks, who allowed the run to score...started Game 1 of the ALDS against Houston at Dodger Stadium and had a no decision in the A's 10-5 loss (4.0 ip, 9 h, 3 r, 3 er, 4 so)...the nine hits were his most in a start since April 28, 2016 at Detroit when he yielded a career-high 10...had right elbow surgery Nov. 13 in Cincinnati at the Beacon Orthopedic clinic...the surgery was performed by Dr. Timothy Kremchek.

## CAREER

**2019**—Saw the most extensive action of his five-year career, going 10-5 with a 3.81 ERA and .229 opponents batting average in 28 games, including 25 starts...had career highs in every category except losses as he was 4-14 in 40 games over his first four years...led the A's with 141 strikeouts, which were the most by an Oakland pitcher since Sonny Gray had 169 in 2015...tied an Oakland record and tied for third in the American League with 13 hit batters...shares the record with Barry Zito, who did it three times (2001, 2005 and 2006)...began his season with 25 starts and concluded the year with three relief appearances...was 10-5 with a 3.95 ERA in his starting assignments, with his last coming on Sept. 13...did not allow a run in 5.0 innings in relief...went 2-1 with a 1.93 ERA and .179 opponents average over his first five starts through May 16 and 3-3 with a 6.00 ERA and .249 opponents average over his next nine starts leading into the All-Star Break...then went 5-1 with a 3.26 ERA in 14 games after the break...his post-break ERA was seventh lowest in the AL among pitchers with 60 or more innings...went 6-2 with a 3.01 ERA in 13 games at home compared to 4-3 with a 4.54 ERA in 15 games on the road...surrendered five home runs in 68.2 innings at home, 16 in 75.1 innings on the road...was 7-2 with a 2.97 ERA in 14 games during the day, 3-3 with a 4.82 ERA in 14 games at night...tied for third in the AL in day wins...entered the season with a 0-8 record during the day...was 5-1 with a 2.65 ERA in 10 starts following an A's loss...his opponents batting average broke down to .209 against left-handed hitters compared to .251 against right-handers...the mark against lefties was sixth lowest in the AL among pitchers with 140 or more innings...surrendered 14 of his 21 home runs and issued 29 of his 47 walks to lefties for a .701 OPS...had a .695 OPS against righties...yielded a .221 average with runners in scoring position...had a .206 opponents batting average the first time through the lineup, .266 the second time and .211 after that...surrendered 12 of his 21 home runs the second time through the lineup...retired all three of his first batters faced in relief and they are 1-for-10 (.100) with two walks and a hit by pitch in his career...had a run support average of 6.69, which was ninth highest in the AL among pitchers with 140 or more innings...received two runs of support or fewer in 13 of his 25 starts and went 2-5 in those games...was 8-0 in 12 starts with support of three runs or more...entered the season with a 2.67 RSA in his career as a starter...had a 2.88 ERA in the first inning, 4.01 from the second inning on...did not commit an error in 19 chances and turned three double plays, which tied for third among AL pitchers...went 5-0 with a 2.23 ERA in seven starts against AL Central teams...opponents were successful in 10-of-12 (83.3%) stolen base attempts off him...the A's were 15-10 (.600) in his starting assignments...made the trip to Japan but was one of three inactive players for the two-game series against the Mariners...was placed on the 10-day injured list March 27 retroactive to March 25 with a right lower leg contusion...made one rehab start with Single-A Stockton on April 4 and two with Triple-A Las Vegas on April 9 and 14...was 0-0 with a 3.27 ERA in three starts overall when he was reinstated from the IL and optioned to Las Vegas April 16...was recalled by Oakland the next day when Marco Estrada went on the injured list and spent the rest of the season with the A's...made his first start April 22 against Texas and tossed 5.0 scoreless innings for the win...left his third start on May 4 at Pittsburgh after five innings with a 4-3 lead but Wendelken allowed three runs in the seventh inning for the blown save and loss...it was the first of two times he left with a lead only to have the bullpen blow the save (July 30 vs. Milwaukee)...took the loss on May 9 against Cincinnati to snap the first winning streak of his career, a three-game streak dating back to 2018...went 3-0 with a 2.42 ERA and .194 opponents batting average during the streak, which spanned 11 games (seven starts) dating back to June 27, 2018...the loss was his first since June 22, 2018 at Chicago (AL)...tossed a career-high tying 8.0 innings, did not allow a run, walked two and yielded four hits in a 17-3 win at Detroit on May 16...walked a career-high six batters in 3.2 innings in a no decision at Cleveland May 21...is the first Major League pitcher since at least 1908 with a pitching line of 3.2 innings, three hits, three runs, three earned runs, six walks and six strikeouts...did not allow a run in three of his first six starts following the All-Star Break and was 3-1 with a 2.00 ERA over that span...picked up his eighth win of the season on Aug. 11 at Chicago (AL) and went 3-0 with a 3.86 ERA over his final nine appearances...tossed a career-high 116 pitches in an 8-4 win over Houston on Aug. 17...struck out a career-high 11 and did not walk a batter in 6.0 innings in a 10-2 win over Detroit on Sept. 7...it was the 13th time in Oakland history a pitcher struck out 11 or more without walking a batter, the first time since Dan Straily on April 5, 2013 (11 vs. Houston)...is the seventh pitcher in Oakland history to fan 11 or more in six innings or fewer (last: Trevor Cahill on May 5, 2018 vs. Baltimore)...yielded a career-high tying seven runs in 3.0 innings Sept. 13 at Texas but had a no decision in the A's 14-9 win...then pitched in relief in each of his final three appear-



ances beginning Sept. 20 and did not allow a run (5.0 ip, 1 h, 2 bb, 9 so)...was on the A's roster for the AL Wild Card game but did not pitch.

**2018**—Had seven stints with Oakland in his return to the majors following “Tommy John” surgery in 2016...went 2-3 with a 3.02 ERA and .221 opponents batting average in 11 games, including seven starts...the opponents batting average was a career low as was his .315 slugging percentage and .624 OPS...his opponents batting average included a mark of .218 against left-handed hitters compared to .223 against right-handers...surrendered three of his four home runs to righties...yielded a .195 batting average to batters leading off an inning...three of the four home runs he allowed were solo shots...opponents hit .205 with runners in scoring position...had a .189 opponents average with two outs and .137 with two strikes...the opponents four and five hitters were a combined 3-for-38 (.079)...was 2-3 with a 3.19 ERA and .236 opponents batting average in his seven starts, 0-0 with a 2.45 ERA and .162 opponents average in four relief appearances...did not allow a run in the first inning (7.0 ip) and had a 1.73 ERA over innings 1-3...received two runs of support or fewer in five of his seven starts and his RSA as a starter was 3.19...was recalled for the first time April 20 but did not pitch before he was optioned back to Nashville April 26...also did not appear in a game during his second stint, which lasted one day on May 26...was recalled for a third time June 9 and started that day at Kansas City...allowed a run on three hits and a walk in a season-high 7.0 innings but was the losing pitcher in the A's 1-0 loss...it was his first Major League appearance since April 28, 2016 at Detroit as he had UCL reconstruction surgery on May 6, 2016...was optioned back to Nashville the next day...made two starts during his fourth stint June 14-22 and took the loss in each outing to extend his losing streak to a career-high nine games...that tied for the third-longest losing streak in Oakland history and was the longest since Bob Welch also lost nine straight from Sept. 5, 1993-May 11, 1994...compiled a 5.56 ERA and .290 opponents batting average during the streak, which spanned 13 starts dating from Aug. 21, 2015 to June 22, 2018...stint number five began June 27 and he combined with Petit and Trivino on a three-hit shutout in the A's 3-0 win at Detroit that day...it was his first Major League victory since Aug. 4, 2015 against Baltimore...tossed six innings and allowed two of the hits but walked five...went 2-0 with a 2.59 ERA and .212 opponents batting average over his final eight games, including four starts...the winning streak was the first of his career...was 2-0 with a 2.87 ERA during his fifth stint before he was optioned to Nashville July 12...returned Aug. 26, allowing one run on four hits in 4.2 innings in a no decision at Minnesota that day, and was optioned back to Nashville the next day...was called back for his seventh and final stint Sept. 7 and pitched exclusively in relief following his return, all in games started by an opener...tossed three innings in three of the four games and had a 2.45 ERA and .162 opponents batting average in the four games...went 5-5 with a 4.30 ERA in 18 games, including 14 starts, with Triple-A Nashville...went 3-2 with a 2.70 ERA and .230 opponents batting average over his final eight games (seven starts) following his July 12 option from Oakland...surrendered six home runs in 81.2 innings, an average of 0.66 per nine innings...struck out 83, an average of 9.15 per nine innings, and walked 25 for a strikeout-to-walk ratio of 3.32...allowed a .271 opponents batting average, including .215 against left-handed hitters...was 3-1 with a 2.18 ERA in 10 games at home...went 1-1 with a 1.59 ERA in four relief appearances, 4-4 with a 5.01 ERA in 14 starts...tossed at least four innings in all four of his relief appearances but tossed four innings or fewer in six of his 14 starts...allowed one run or fewer in eight of his 18 appearances...began the season in the bullpen and was 1-0 with a 0.69 ERA in three appearances when he was recalled by Oakland April 20...was optioned back to Nashville April 26 and picked up his first win as a starter May 22 against Colorado Springs when he allowed just one run in 5.0 innings...took the loss in his first start following his July 12 option from Oakland but then went 3-0 with a 3.00 ERA over his next four starts from July 24 to Aug. 10...tossed a season-high 8.0 innings and allowed just one run on three hits in a 3-1 win over Sacramento Aug. 4...allowed one run in three consecutive starts from Aug. 4-15 (3 er in 19.1 ip, 1.40 ERA)...finished August 2-1 with a 1.85 ERA and .218 opponents average in five games, four starts.

**2017**—Began the season on Oakland's disabled list as he continued his recovery from May 6, 2016 UCL reconstruction surgery and spent the entire season in the minors...went 0-1 with a 2.77 ERA in seven games, all starts, with Single-A Stockton and 4-2 with a 6.21 ERA in 17 games, two starts, with Triple-A Nashville...combined for a 5-3 record and a 5.33 ERA in 24 games, nine starts, overall...allowed a .260 opponents batting average, including .243 against right-handed hitters compared to .282 against left-handers...surrendered three home runs in 50.2 innings, an



average of 0.53 per nine innings...opponents hit .174 with a .269 on-base percentage when leading off an inning...was 1-2 with a 4.37 ERA in his nine starting assignments, 3-1 with a 6.11 ERA in 15 relief appearances...tossed at least two innings in 10 of his 15 relief outings...allowed 2-of-9 (22.2%) inherited runners to score...began his rehab assignment with Stockton April 29 and did not allow a run in two starts with the Ports (7.0 ip) before he was moved up to Nashville May 8...tossed a season-high 5.0 shutout innings for the win in a start at Fresno May 15...was 1-1 with a 4.79 ERA in five games when his rehab assignment was halted May 24...resumed pitching June 28 back at Stockton and was moved up to Nashville July 16 where he pitched in relief...made three more rehab appearances before he was reinstated from the DL and optioned to Nashville July 25...spent the remainder of the season pitching in relief...did not allow a run in five of his last seven outings (1.93 ERA).

**2016**—Was on the A's Opening Day roster and went 0-2 with a 6.11 ERA in five starts before going on the disabled list April 29 with an elbow injury...had UCL reconstruction surgery on May 6 and missed the remainder of the season...surrendered five home runs in 28.0 innings after yielding five home runs in 86.0 innings in 2015...allowed a .294 opponents batting average, which included .210 against left-handed hitters...received two runs of support or fewer in each of his five starts and averaged 2.89 runs of support per game...tossed 7.0 innings in back-to-back starts April 10 at Seattle and April 17 against Kansas City...allowed one unearned run against the Mariners and two runs against the Royals but had a no decision in each contest, both A's wins...allowed a career-high seven runs on a career-high 10 hits in just 3.2 innings in his final start April 28 at Detroit...was placed on the disabled list April 29 and had surgery on his elbow May 6 at Beacon Orthopedics in Cincinnati...the surgery was performed by Dr. Timothy Kremchek and involved an ulnar collateral ligament reconstruction with an ipsilateral palmaris longus graft.

**2015**—Split his first season in the A's organization between Oakland and Triple-A Nashville...went 1-8 despite a 3.56 ERA and .244 opponents batting average in 18 games, including 13 starts, over four stints with the A's...his .111 winning percentage was the lowest in the majors among pitchers with at least 10 games started and tied for fourth lowest in Oakland history...the last Major League pitcher with at least 10 starts, an ERA under 3.75 and a winning percentage of .111 or less was Zane Smith, for the Braves and Expos in 1989...no American League pitcher has done it since 1968 when Rickey Clark (California) and Fred Talbot (New York) both did it...received one run of support or fewer in nine of his 13 starts and his season run support average as a starter was 2.15...surrendered just five home runs in 86.0 innings for an average of 0.52 home runs per nine innings...that ranked third best in the AL among pitchers with at least 81.0 innings...had a .244 opponents batting average, including .217 against lefties...appeared in eight games, including three starts, over his first three stints (April 23-May 9, June 30-July 5 and July 11)...returned for good July 25 and went 1-6 with a 3.86 ERA over his final 10 starts...tossed at least five innings and allowed three runs or fewer while going 0-4 over a five start stretch from June 30 to July 30 to become the sixth pitcher in Oakland history to toss at least five innings and allow three runs or fewer in five consecutive games without recording a win (last: Vin Mazzaro, Aug. 3-26, 2010)...combined with Fernando Rodriguez and Fernando Abad on a seven-hit shutout in the A's 5-0 win over Baltimore Aug. 4 in Oakland for his first win as an Athletic...it was part of a career-high 18.0-inning scoreless streak...struck out a career-high 10 batters in 6.2 innings Aug. 9 against Houston...tossed a career-high 8.0 innings Aug. 15 at Baltimore...did not pitch from Aug. 27 to Sept. 23 due to a strained right shoulder...then started three of the A's final 10 games and went 0-2 with a 7.82 ERA...went 2-7 with a 3.65 ERA and .230 opponents batting average in 13 games, including 10 starts, in his Triple-A debut with Nashville...allowed just one home run in 69.0 innings and that came to the third batter he faced in his first start...was 1-1 with a 3.38 ERA in three games before his April 23 promotion to Oakland...went 1-5 with a 3.83 ERA in nine games following his May 11 option...struck out a season-high 11 batters in 6.0 innings June 3 against Salt Lake...tossed a six-inning complete game June 8 at New Orleans.

**2014**—Made his Major League debut with the Chicago White Sox, going 1-1 with a 3.94 ERA in six games, five starts...did not allow a home run in 29.2 innings...was selected from Double-A Birmingham Aug. 30 and made his debut with a start that day in the second game of a double-header against Detroit...was the losing pitcher in the White Sox 8-4 loss (6.1 ip, 7 h, 5 r, 5 er, 4 bb, 4 so)...was optioned to Triple-A Charlotte following the game but returned to Chicago Sept.

2...was credited with his first win Sept. 22 at Detroit when he combined with Jake Petricka on a 2-0 six-hit shutout...tossed 7.2 innings and allowed six of the hits...began the season on the disabled list at Double-A Birmingham with a broken right finger and missed the first three and one-half months of the season...had a three-game rehab assignment with the White Sox affiliate in the Arizona Rookie League and was reinstated from the DL and sent to Birmingham July 26...combined for a 3-1 record and a 2.08 ERA in nine games, eight starts, with the two clubs...struck out 49 in 43.1 innings, an average of 10.18 per nine innings...surrendered just two home runs...allowed a .217 opponents batting average, including .163 against right-handed hitters and .191 with runners in scoring position...was named Southern League Pitcher of the Week for the week of Aug. 4-10 after picking up his first win with 6.0 shutout innings Aug. 9 against Huntsville...struck out a season-high 11 and allowed just three hits...pitched for Glendale in the Arizona Fall League following the season and was named to the AFL Top Prospects Team after going 1-1 with a 0.69 ERA in six relief appearances...struck out 22 and walked just three in 13.0 innings while holding the opposition to a .184 batting average.

**2013**—Combined to go 11-4 with a 3.08 ERA and 138 strikeouts over 26 starts between Single-A Winston-Salem and Double-A Birmingham...ranked among White Sox organizational leaders in strikeouts (1st), ERA (4th) and wins (t-5th)...limited righties to a .197 average...was promoted to Birmingham July 16...helped guide the Barons to the Southern League Championship...went 2-0 with a 0.71 ERA over two starts in the SL playoffs...appeared in 10 games with the Glendale Desert Dogs of the Arizona Fall League, going 1-0 with a 0.90 ERA and nine strikeouts in 10.0 innings.

**2012**—Spent the season with Single-A Winston-Salem...led the Dash in appearances (38)...went 1-2 with a 2.98 ERA and four saves in 28 relief appearances, compared to 4-2 with a 4.25 ERA over 10 starts...held right-handers to a .200 average...posted a 1.75 ERA over his first 17 games.

**2011**—Went a combined 3-1 with a 1.82 ERA and 41 strikeouts in 23 games with Advanced Rookie Bristol, Single-A Kannapolis and Winston-Salem...began the season with Bristol, was promoted to Winston-Salem July 8 and then sent to Kannapolis July 13.

## PERSONAL/MISCELLANEOUS

Christopher M. Bassitt was originally signed by White Sox scout Phil Gulley...is married, Jessica, and has one child, Landry...attended the University of Akron and earned All-Mid American Conference honors in 2011...graduated from Genoa Area (Ohio) High School in 2007, where he earned all-league honors in baseball and basketball...helped lead the baseball team to consecutive league titles during his junior and senior seasons.

### LIFETIME PITCHING RECORD

| Year                       | Club          | W         | L         | ERA         | G         | GS        | CG       | SHO      | SV       | IP           | H          | R          | ER         | HR        | HB        | BB         | IBB      | SO         | WP        | BK       |
|----------------------------|---------------|-----------|-----------|-------------|-----------|-----------|----------|----------|----------|--------------|------------|------------|------------|-----------|-----------|------------|----------|------------|-----------|----------|
| 2011                       | Bristol       | 0         | 0         | 1.08        | 6         | 0         | 0        | 0        | 0        | 8.1          | 9          | 1          | 1          | 0         | 0         | 2          | 0        | 11         | 0         | 0        |
|                            | Winston-Salem | 0         | 0         | 5.40        | 1         | 0         | 0        | 0        | 0        | 1.2          | 2          | 1          | 1          | 0         | 1         | 0          | 0        | 1          | 0         | 0        |
|                            | Kannapolis    | 3         | 1         | 1.82        | 16        | 0         | 0        | 0        | 1        | 24.2         | 18         | 6          | 5          | 1         | 2         | 6          | 0        | 29         | 4         | 0        |
| 2012                       | Winston-Salem | 5         | 4         | 3.66        | 38        | 10        | 0        | 0        | 4        | 91.0         | 74         | 45         | 37         | 6         | 4         | 54         | 1        | 75         | 3         | 0        |
|                            | Winston-Salem | 7         | 2         | 3.46        | 18        | 18        | 0        | 0        | 0        | 101.1        | 90         | 50         | 39         | 9         | 5         | 42         | 0        | 101        | 7         | 0        |
| 2013                       | Birmingham    | 4         | 2         | 2.27        | 8         | 8         | 0        | 0        | 0        | 47.2         | 35         | 16         | 12         | 2         | 4         | 17         | 0        | 37         | 1         | 0        |
|                            | AZL White Sox | 0         | 0         | 4.15        | 3         | 2         | 0        | 0        | 0        | 8.2          | 9          | 4          | 4          | 0         | 1         | 3          | 0        | 13         | 1         | 0        |
| 2014                       | Birmingham    | 3         | 1         | 1.56        | 6         | 6         | 0        | 0        | 0        | 34.2         | 26         | 10         | 6          | 2         | 2         | 14         | 0        | 36         | 0         | 0        |
|                            | CHICAGO (AL)  | 1         | 1         | 3.94        | 6         | 5         | 0        | 0        | 0        | 29.2         | 34         | 13         | 13         | 0         | 3         | 13         | 1        | 21         | 0         | 0        |
|                            | Nashville     | 2         | 7         | 3.65        | 13        | 10        | 1        | 0        | 0        | 69.0         | 59         | 30         | 28         | 1         | 3         | 19         | 0        | 70         | 3         | 1        |
| 2015                       | OAKLAND       | 1         | 8         | 3.56        | 18        | 13        | 0        | 0        | 0        | 86.0         | 78         | 36         | 34         | 5         | 9         | 30         | 0        | 64         | 5         | 0        |
|                            | OAKLAND       | 0         | 2         | 6.11        | 5         | 5         | 0        | 0        | 0        | 28.0         | 35         | 20         | 19         | 5         | 0         | 14         | 0        | 23         | 2         | 0        |
| 2017                       | Stockton      | 0         | 1         | 2.77        | 7         | 7         | 0        | 0        | 0        | 13.0         | 9          | 4          | 4          | 0         | 0         | 4          | 0        | 14         | 0         | 0        |
|                            | Nashville     | 4         | 2         | 6.21        | 17        | 2         | 0        | 0        | 0        | 37.2         | 41         | 26         | 26         | 3         | 4         | 16         | 0        | 31         | 0         | 0        |
| 2018                       | Nashville     | 5         | 5         | 4.30        | 18        | 14        | 0        | 0        | 0        | 81.2         | 86         | 42         | 39         | 6         | 8         | 25         | 0        | 83         | 3         | 0        |
|                            | OAKLAND       | 2         | 3         | 3.02        | 11        | 7         | 0        | 0        | 0        | 47.2         | 40         | 21         | 16         | 4         | 4         | 19         | 0        | 41         | 2         | 0        |
| 2019                       | Stockton      | 0         | 0         | 0.00        | 1         | 1         | 0        | 0        | 0        | 3.0          | 0          | 0          | 0          | 0         | 0         | 0          | 0        | 7          | 0         | 0        |
|                            | Las Vegas     | 0         | 0         | 4.50        | 2         | 2         | 0        | 0        | 0        | 8.0          | 8          | 4          | 4          | 2         | 1         | 2          | 0        | 9          | 1         | 0        |
|                            | OAKLAND       | 10        | 5         | 3.81        | 28        | 25        | 0        | 0        | 0        | 144.0        | 125        | 66         | 61         | 21        | 13        | 47         | 0        | 141        | 3         | 0        |
| 2020                       | OAKLAND       | 5         | 2         | 2.29        | 11        | 11        | 0        | 0        | 0        | 63.0         | 56         | 18         | 16         | 6         | 2         | 17         | 0        | 55         | 2         | 0        |
| <b>Major League Totals</b> |               | <b>19</b> | <b>21</b> | <b>3.59</b> | <b>79</b> | <b>66</b> | <b>0</b> | <b>0</b> | <b>0</b> | <b>398.1</b> | <b>368</b> | <b>174</b> | <b>159</b> | <b>41</b> | <b>31</b> | <b>140</b> | <b>1</b> | <b>345</b> | <b>14</b> | <b>0</b> |

## CAREER TRANSACTIONS

**2011** — Selected by the Chicago White Sox organization in the 16th round of the First-Year Player Draft. **2014** — Traded to the Oakland Athletics with catcher Josh Phegley and infielders Rangel Ravelo and Marcus Semien for pitchers Jeff Samardzija and Michael Ynoa, December 9. **2016** — On the disabled list, April 29 to October 6. **2017** — On the disabled list, March 30 to July 24; included rehabilitation assignments to Stockton, April 29 to May 7 and June 28 to July 15, and Nashville, May 8 to 23 and July 16 to 24. **2019** — On the injured list, March 25 to April 15; included rehabilitation assignments to Stockton, April 4 to 8, and Las Vegas, April 9 to 15.

## WILD CARD RECORD

| Year                        | Club/Opp.   | W | L | ERA  | G | GS | CG | SHO | SV | IP  | H | R | ER | HR | HB | BB | IBB | SO | WP | BK |
|-----------------------------|-------------|---|---|------|---|----|----|-----|----|-----|---|---|----|----|----|----|-----|----|----|----|
| 2019                        | OAK vs. TB  |   |   |      |   |    |    |     |    |     |   |   |    |    |    |    |     |    |    |    |
| (On roster — did not pitch) |             |   |   |      |   |    |    |     |    |     |   |   |    |    |    |    |     |    |    |    |
| 2020                        | OAK vs. CWS | 1 | 0 | 1.29 | 1 | 1  | 0  | 0   | 0  | 7.0 | 6 | 1 | 1  | 0  | 0  | 1  | 0   | 5  | 1  | 0  |

## DIVISION SERIES RECORD

| Year | Club/Opp.   | W | L | ERA  | G | GS | CG | SHO | SV | IP  | H | R | ER | HR | HB | BB | IBB | SO | WP | BK |
|------|-------------|---|---|------|---|----|----|-----|----|-----|---|---|----|----|----|----|-----|----|----|----|
| 2020 | OAK vs. HOU | 0 | 0 | 6.75 | 1 | 1  | 0  | 0   | 0  | 4.0 | 9 | 3 | 3  | 2  | 0  | 0  | 0   | 4  | 0  | 0  |

## BASSITT'S CAREER BESTS

**Low Hit Complete Game:** None

**Innings Pitched:** 8.0 (twice), last: May 16, 2019 at Detroit. As reliever: 4.1, April 25, 2015 vs. Houston

**Strikeouts:** 11, September 7, 2019 vs. Detroit. As reliever: 5 (twice), last: September 22, 2019 vs. Texas

**Pitches:** 116, August 17, 2019 vs. Houston

**Longest Winning Streak:** 5, August 11, 2019 to August 12, 2020

**Longest Losing Streak:** 9, August 21, 2015 to June 22, 2018

**Longest Scoreless Streak:** 18.0, July 30 to August 9, 2015

## ATHLETICS TRIPLE PLAYS

### Grounded Into (34; Philadelphia 23, Kansas City 3, Oakland 8)

June 24, 1902 at Baltimore by Topsy Hartsel

May 5, 1903 at New York by Harry Davis

August 18, 1903 at St. Louis by Lave Cross

May 19, 1911 at Detroit by Harry Davis

July 16, 1911 at St. Louis by Amos Strunk

August 11, 1912 at Chicago by Jack Coombs

April 29, 1914 vs. Washington by Jack Barry

May 8, 1914 at Washington by Jack Lapp

July 24, 1915 at Cleveland by Nap Lajoie

August 23, 1917 at Detroit by Stuffey McInnis

September 5, 1919 vs. Boston by Terry Turner

August 25, 1925 at Cleveland by Chick Galloway

June 24, 1926 vs. Washington by Max Bishop

April 26, 1929 vs. New York by Sammy Hale

September 21, 1931 vs. Detroit by Jimmie Dykes

June 19, 1932 at St. Louis by Mule Haas

July 21, 1934 at Detroit by Charlie Berry

April 27, 1935 vs. New York by Jimmie Foxx

September 20, 1936 vs. Boston by Chubby Dean

April 26, 1937 at New York by Chubby Dean

May 11, 1938 vs. St. Louis by Wally Moses

June 11, 1946 vs. Chicago by Irv Hall

August 14, 1951 vs. Boston by Hank Majeski

August 3, 1955 vs. Baltimore by Art Ceccarelli

May 16, 1957 at New York by Alex Kellner

July 23, 1960 at Washington by Whitey Herzog

June 23, 1968 vs. Washington by Dave Duncan

July 7, 1973 at Baltimore by Gene Tenace

August 8, 1977 at Texas by Manny Sanguillen

August 12, 1986 vs. Seattle by Carney Lansford

August 8, 1990 vs. Baltimore by Willie Randolph

May 14, 1994 at Kansas City by Geronimo Berroa

April 22, 2010 vs. New York (AL) by Kurt Suzuki

August 9, 2010 at Seattle by Mark Ellis

**RIGHT-HANDED PITCHER**

Height/Weight: 6-1 / 225

Bats/Throws: Right / Right

Birthdate: October 2, 1991

Opening Day Age: 29

Birthplace/Resides: Senoia, Georgia / Senoia, Georgia

Major League Service: 5 years, 153 days

Obtained: Signed to a minor league contract, April 29, 2021

Contract Status: First year of a one-year contract through 2021

[@Cam\\_Bedrock](#)
[cam\\_bedrock](#)
[Updated Stats](#)
**CAREER HIGHLIGHTS**

Was the Angels first round draft pick in 2010 and spent the first 11 years of his career in the Angels organization before signing a minor league contract with Cincinnati prior to the 2021 season...went 17-13 with nine saves and a 3.70 ERA in 285 relief appearances in seven seasons with Los Angeles (AL)...was a Texas League Postseason All-Star and a *Baseball America* Minor League All-Star in 2014...pitched for Mesa in the Arizona Fall League following the 2013 season and was an AFL Rising Star...missed the entire 2011 season after undergoing "Tommy John" surgery.

**2020 HIGHLIGHTS**

Was on the Opening Day roster for Los Angeles (AL) and compiled a 2.08 ERA in four relief appearances before he was placed on the 10-day injured list Aug. 3 with a right adductor strain...was reinstated Aug. 31 and logged a 2.61 ERA in seven games following his return...had a 2.45 ERA and .196 opponents batting average in 11 relief appearances overall...did not allow a home run in 14.2 innings but issued six walks for a .276 opponents on-base percentage...stranded all eight of his inherited runners...first batters faced were 1-for-10 (.100) with a walk...his opponents batting average broke down to .192 (5-for-26) against left-handed hitters compared to .200 (5-for-25) against right-handers...recorded nine of his 11 strikeouts against righties...opponents were 1-for-12 (.083) with runners in scoring position...posted a 2.89 ERA in seven games against American League West teams, 1.69 against the National League West...did not allow a run in four outings on two days rest or fewer (5.0 ip)...had a 4.15 ERA in six outings on three days rest or more...did not yield a hit to the opponents number three (0-for-7), six (0-for-5) or seven (0-for-4) hitter.

**CAREER**

**2019**—In his sixth season with Angels, he set a career high with 64 strikeouts across 59 appearances...held lefties to a .172 average, which ranked eighth in the majors and fifth in the American League...became the sixth pitcher in Angels history to make 15 or more relief appearances in at least six consecutive seasons, joining Troy Percival (10), Scot Shields (9), Kevin Jepsen (6), Francisco Rodriguez (6) and Mike Holtz (6)...pitched to a 1.60 ERA during a 33-game span from April 17 to July 3...earned his only save of the season June 13 at Tampa Bay (1.0 ip, 1 h, 2 so)...made seven starts as an Opener and was unscored upon in five of the seven appearances...with starts June 3 at Chicago (NL) and June 5 vs. Oakland, he became first Angels pitcher to start two games in a three-day span since C.J. Wilson started back-to-back days May 11-12, 2012 at Texas...missed the final 27 games of season while on injured list with a right forearm strain

**2018**—Established career highs in games (71) and innings pitched (64) in his fifth season with the Angels...stranded 21 of 28 inherited runners...recorded his only save of the season Apr. 24 at Houston with 1.1 scoreless innings...it marked his third save of four-or-more outs in career...established franchise record for a right-handed pitcher with 46 appearances prior to All-Star Break (previous was 45 by Francisco Rodriguez in 2008)...allowed just one earned run during an 18-game stretch from June 1- July 11 and had a 0.49 ERA over that span...was not charged with an earned run in 12 straight appearances from June 15 - July 11.

**2017**—Set career highs in wins (6) and saves (6)...recorded his first career six-out save on Apr. 18 at Houston...opened the year as the closer and tossed 6.2 scoreless innings across his first six appearances...converted three of four save opportunities in that span, before suffering an injury on Apr. 21 vs. Toronto...missed 53 games while on the disabled list from Apr. 22-June 17 with a right groin strain...appeared in four games (one start) with Advanced Single-A Inland Empire on a rehab assignment and allowed three runs in 3.2 innings pitched with seven strikeouts...did not allow an earned run in 12 games (11.2 ip) from July 30-Aug. 25, while going 1-0 and converting all three save opportunities...held opposing hitters to a .158 batting average with two outs and runners in scoring position.

**2016**—Had a career-low 1.12 ERA in 45 appearances...earned his first career save on Aug. 2 vs. Oakland after striking out all three batters faced...his 0.47 road ERA led the majors (min. 15 IP) and established new Angels single-season record...had a streak of 25 consecutive appearances without being charged with a run from June 3 to Aug. 2...it marked the longest such streak of his career and was fourth longest in Angels history...collected a career-high five strikeouts on May 2 at Milwaukee...missed the final 54 games of season after being placed on disabled list Aug. 9 (retro to Aug. 4) with right middle finger flexor tendinitis)...underwent an embolectomy on his right arm in September to remove blood clot.

**2015**—Pitched in 34 games across four stints with Angels, compiling a 1-0 record and 5.40 ERA...began the season with Triple-A Salt Lake and pitched to a 1-1 record and 2.78 ERA...earned the first win of his Major League career Aug. 5 vs. Cleveland after tossing a perfect ninth inning...stranded 15 of 23 inherited runners on the season...entered the season ranked as Angels #3 prospect according to *Baseball America*.

**2014**—Appeared in 17 games across five stints with the Angels in first Major League season and pitched to an 0-1 record with a 6.52 ERA...opened the season with Advanced Single-A Inland Empire and did not allow a run in five appearances (5.2 ip) before being promoted to Double-A Arkansas April 17...pitched in 30 games across three stints with Arkansas and went 1-0 with 15 saves and a 1.11 ERA...tied for fifth in the Texas League in saves...appeared in eight games with Triple-A Salt Lake and was 1-1 with two saves and a 7.71 ERA...made his Major League debut June 3 at Houston...tossed one scoreless inning and struck out first batter faced (Jonathan Villar)...entered the year ranked by *Baseball America* as Angels #10 prospect...was *Baseball American* Minor League All-Star, a Texas League Midseason and Postseason All-Star and a MiLB.com organization All-Star.

**2013**—Spent the majority of the 2013 season with Single-A Burlington and went 1-5 with seven saves and a 5.30 ERA in 37 games before being promoted to Advanced Single-A Inland Empire in Aug...tossed 8.2 shutout innings for the 66ers across seven outings with Inland Empire...pitched for Mesa in the Arizona Fall League following the season and logged a 2.89 ERA in nine relief appearances...was an AFL rising star.

**2012**—Played the entire season with Single-A Cedar Rapids and registered a 3-11 record and 6.31 ERA in 21 games (all starts).

**2011**—Missed the entire season after undergoing Tommy John surgery.

**2010**—Made his professional debut with the Arizona League Angels and went 0-2 with a 4.50 ERA in five games (four starts).

## **PERSONAL/MISCELLANEOUS**

Cameron Rock Bedrosian was originally signed by Angels scout Chris McApplin...attended East Coweta High School in Sharpsburg, GA...is the son of Steve Bedrosian, who pitched in 14 Major League seasons for the Braves, Phillies, Giants and Twins...Steve won the 1987 National League Cy Young Award while pitching with the Phillies.

## LIFETIME PITCHING RECORD

| Year                       | Club             | W                         | L         | ERA         | G          | GS       | CG       | SHO      | SV       | IP           | H          | R          | ER         | HR        | HB       | BB         | IBB      | SO         | WP        | BK       |
|----------------------------|------------------|---------------------------|-----------|-------------|------------|----------|----------|----------|----------|--------------|------------|------------|------------|-----------|----------|------------|----------|------------|-----------|----------|
| 2010                       | AZL Angels       | 0                         | 2         | 4.50        | 5          | 4        | 0        | 0        | 0        | 12.0         | 13         | 11         | 6          | 0         | 0        | 7          | 0        | 10         | 6         | 1        |
| 2011                       | AZL Angels       | (Injured — Did Not Pitch) |           |             |            |          |          |          |          |              |            |            |            |           |          |            |          |            |           |          |
| 2012                       | Cedar Rapids     | 3                         | 11        | 6.31        | 21         | 21       | 0        | 0        | 0        | 82.2         | 91         | 61         | 58         | 5         | 8        | 52         | 0        | 48         | 15        | 1        |
| 2013                       | Burlington       | 1                         | 5         | 5.30        | 37         | 2        | 0        | 0        | 7        | 54.1         | 55         | 38         | 32         | 4         | 5        | 22         | 1        | 69         | 9         | 0        |
|                            | Inland Empire    | 0                         | 0         | 0.00        | 7          | 0        | 0        | 0        | 0        | 8.2          | 4          | 0          | 0          | 0         | 1        | 7          | 0        | 9          | 0         | 0        |
| 2014                       | Inland Empire    | 0                         | 0         | 0.00        | 5          | 0        | 0        | 0        | 1        | 5.2          | 1          | 0          | 0          | 0         | 0        | 2          | 0        | 15         | 0         | 0        |
|                            | Arkansas         | 1                         | 0         | 1.11        | 30         | 0        | 0        | 0        | 15       | 32.1         | 10         | 5          | 4          | 1         | 0        | 10         | 0        | 57         | 2         | 0        |
|                            | LOS ANGELES (AL) | 0                         | 1         | 6.52        | 17         | 0        | 0        | 0        | 0        | 19.1         | 23         | 17         | 14         | 2         | 0        | 12         | 1        | 20         | 1         | 1        |
|                            | Salt Lake        | 1                         | 1         | 7.71        | 8          | 0        | 0        | 0        | 2        | 7.0          | 5          | 6          | 6          | 0         | 3        | 6          | 1        | 10         | 0         | 0        |
| 2015                       | Salt Lake        | 1                         | 1         | 2.78        | 24         | 0        | 0        | 0        | 3        | 35.2         | 32         | 11         | 11         | 0         | 1        | 14         | 1        | 42         | 5         | 0        |
|                            | LOS ANGELES (AL) | 1                         | 0         | 5.40        | 34         | 0        | 0        | 0        | 0        | 33.1         | 40         | 21         | 20         | 3         | 2        | 19         | 2        | 34         | 2         | 0        |
| 2016                       | LOS ANGELES (AL) | 2                         | 0         | 1.12        | 45         | 0        | 0        | 0        | 1        | 40.1         | 30         | 7          | 5          | 1         | 2        | 14         | 1        | 51         | 3         | 0        |
|                            | Salt Lake        | 1                         | 0         | 3.24        | 5          | 0        | 0        | 0        | 1        | 8.1          | 7          | 3          | 3          | 1         | 0        | 4          | 0        | 14         | 0         | 0        |
| 2017                       | LOS ANGELES (AL) | 6                         | 5         | 4.43        | 48         | 0        | 0        | 0        | 6        | 44.2         | 41         | 26         | 22         | 5         | 0        | 17         | 1        | 53         | 7         | 0        |
|                            | Inland Empire    | 0                         | 0         | 7.36        | 4          | 1        | 0        | 0        | 0        | 3.2          | 5          | 3          | 3          | 1         | 0        | 0          | 0        | 7          | 0         | 0        |
| 2018                       | LOS ANGELES (AL) | 5                         | 4         | 3.80        | 71         | 0        | 0        | 0        | 1        | 64.0         | 63         | 30         | 27         | 7         | 2        | 26         | 0        | 57         | 1         | 0        |
| 2019                       | LOS ANGELES (AL) | 3                         | 3         | 3.23        | 59         | 7        | 0        | 0        | 1        | 61.1         | 48         | 30         | 22         | 7         | 3        | 22         | 0        | 64         | 9         | 0        |
| 2020                       | LOS ANGELES (AL) | 0                         | 0         | 2.45        | 11         | 0        | 0        | 0        | 0        | 14.2         | 10         | 4          | 4          | 0         | 0        | 6          | 0        | 11         | 1         | 0        |
| <b>Major League Totals</b> |                  | <b>17</b>                 | <b>13</b> | <b>3.70</b> | <b>285</b> | <b>7</b> | <b>0</b> | <b>0</b> | <b>9</b> | <b>277.2</b> | <b>255</b> | <b>135</b> | <b>114</b> | <b>25</b> | <b>9</b> | <b>116</b> | <b>5</b> | <b>290</b> | <b>25</b> | <b>9</b> |

## CAREER TRANSACTIONS

**2010** — Selected by the Los Angeles Angels organization in the 1st round (29th selection overall) of the First-Year Player Draft. **2016** — On the disabled list, August 4 to October 2. **2017** — On the disabled list, April 22 to June 16; included rehabilitation assignment to Inland Empire, June 2 to 16. **2019** — On the injured list, Aug. 29 to Sept. 29. **2020** — On the injured list, Aug. 3 to 30. Elected free agency, October 30. **2021** — Signed by the Cincinnati Reds to a minor league contract, February 16. Elected free agency, April 21; Signed by the Oakland Athletics to a minor league contract, April 29.

## BEDROSIAN'S CAREER BESTS

**Low Hit Complete Game:** None  
**Innings Pitched:** 2.1 (three times), last: September 15, 2020 vs. Arizona  
**Strikeouts:** 5, May 2, 2016 at Milwaukee  
**Pitches:** 44, August 22, 2015 vs. Toronto  
**Longest Winning Streak:** 5, August 5, 2015 to June 28, 2017  
**Longest Losing Streak:** 3, April 15 to May 24, 2019  
**Longest Scoreless Streak:** 23.2, June 3 to Aug. 2, 2016

**RIGHT-HANDED PITCHER****Height/Weight:** 6-1 / 196**Bats/Throws:** Right / Right**Birthdate:** December 4, 1993**Opening Day Age:** 27**Birthplace/Resides:** Antioch, California / Scottsdale, Arizona**Major League Service:** 1 year, 143 days**Obtained:** Acquired from the Seattle Mariners for Danny Valencia, November 12, 2016**Contract Status:** First year of a one-year contract through 2021[!\[\]\(51514032c8ca341817228f39f1307b05\_img.jpg\) Updated Stats](#)**CAREER HIGHLIGHTS**

Made his Major League debut with Oakland in 2017 and has spent parts of each of the last four seasons with the A's, going 5-7 with a 5.69 ERA in 21 games, including 18 starts...missed the final 36 games of 2017 and all but a month of 2018 due to two stints on the DL...was originally selected by the Cubs as a supplemental pick following the first round of the 2012 draft but was traded twice in 2016...was sent to the Mariners prior to the trading deadline in the Mike Montgomery deal and was traded to the A's following the season for Danny Valencia...is 45-26 with a 3.47 ERA (244 er in 632.1 ip) in 130 games (122 starts) in eight seasons in the minors...was named to Midseason All-Star teams in the Pacific Coast League in 2017 and 2019, the Southern League in 2016 and the Midwest League in 2014.

**2020 HIGHLIGHTS**

Was on the A's Taxi Squad for every road trip except the first and had two stints with Oakland... was recalled for the first time Aug. 19 but was optioned back to the alternate camp Aug. 24 without pitching...was added as the 29th man for the Sept. 26 doubleheader against Seattle and started game two...allowed seven runs on five hits and two walks in 2.1 innings and was the losing pitcher in the A's 12-3 loss...was also on the Taxi Squad for the ALWCS and ALDS...was 0-0 with a 9.39 ERA in three games, including two starts, during the spring before he was optioned to Triple-A Las Vegas March 7...was added to the A's 60-man player pool June 29.

**CAREER**

**2019**—Was 0-2 with a 10.64 ERA in four games, including one start, over three stints with Oakland...allowed 19 hits in 11.0 innings for a .380 opponents batting average...yielded a .333 batting average and .907 OPS against right-handed hitters compared to .423 with a 1.256 OPS against left-handers...had a .476 opponents average with the bases empty, .310 with runners on...allowed his only inherited runner to score and first batters faced were 2-for-3 (.667)...opponents were 5-for-5 in stolen base attempts with him on the mound after going 4-for-9 (44.4%) over his first two seasons...did not commit an error in five chances...was recalled for the first time June 8 as the 26th man for the doubleheader at Texas and started and lost the day game... returned to Las Vegas following the game...did not pitch during his second stint with Oakland on July 5...recalled for a third time when rosters expanded on Sept. 1 and had a loss and a 9.00 ERA in three September relief appearances...they were the first relief appearances of his career after 17 starts...allowed at least one run in all four of his outings...including Sept. 9 at Houston when he yielded six runs on eight hits in five innings of relief in the A's 15-0 loss...went 11-3 with a 4.34 ERA in 24 games, including 22 starts, with Las Vegas and was named Most Valuable Pitcher on the Aviators...led the Pacific Coast League in winning percentage (.786), tied for second in wins, ranked fourth in ERA, seventh in opponents batting average (.265) and eighth in innings pitched (132.2)...was named to the PCL Midseason All-Star Team...led the A's farm system in wins and winning percentage, ranked sixth in innings pitched, seventh in ERA and opponents batting average and tied for eighth in games started...had minor league career highs in wins, runs (70), earned runs (64) and home runs (18)...his opponents batting average broke down to .265 with a .759 OPS against left-handed hitters compared to .266 with a .747 OPS against right-handers... his career splits are .256 against lefties, .255 against righties...opponents hit .292 with runners in scoring position but they were 0-for-7 with the bases loaded...yielded a .313 average to batters



leading off an inning...was 7-2 with a 5.04 ERA in 16 games before the All-Star Break...then went 4-1 with a 3.06 ERA in eight games after the break...was 5-0 with a 2.31 ERA and .206 opponents batting average in six starts following an Aviators loss...struck out a career-high tying eight batters and logged a season-high 98 pitches in 5.0 innings in his first start on April 6, a 12-5 win at El Paso...then tossed a season-high 7.0 innings April 11 against Las Vegas, his first of six outings of exactly seven innings...tossed 6.0 scoreless innings on April 29 for the win at Round Rock (3 h, 0 bb, 4 so) to begin a season-high five-game winning streak that ran through June 25...compiled a 4.94 ERA and .260 opponents batting average during the streak, which spanned 10 starts...matched his career-high with eight strikeouts June 2 at Sacramento...was 6-1 with a 4.55 ERA in 11 starts when he was recalled by Oakland June 8 as the 26th man for a doubleheader that day at Texas...was returned to Las Vegas following the game and went 5-2 with a 4.18 ERA over his final 13 games...was 2-0 despite a 7.18 ERA and .318 opponents batting average in five starts in June...then went 1-2 with a 2.42 ERA in four games in July, which was his lowest single-month ERA in 2019...made his first relief appearance of the season July 6 at Albuquerque after Parker Dunshee lasted just one inning...had scoreless outings on July 16 at Tacoma (7.0 ip), July 28 at El Paso (7.0 ip) and Aug. 9 at Iowa (7.0 ip)...went 4-0 with a 2.83 ERA over his final six games beginning July 28...walked just four batters in 35.0 innings (1.03 per nine innings)...yielding just one run in 4.1 innings in his second relief appearance Aug. 15 against Albuquerque...was 3-0 with a 3.54 ERA in five games in August...did not pitch during the postseason as he was recalled by Oakland when rosters expanded on Sept. 1.

**2018**—Was limited to just six starts with Oakland due to two stints on the disabled list...began the season on the DL with a strained right forearm, went 2-3 with a 7.16 ERA in six starts from June 7 to July 6 and then missed the remainder of the season with right elbow lateral epicondylitis...walked six batters in 27.2 innings, an average of 1.95 per nine innings...allowed a .303 opponents batting average, including .283 against right-handed hitters compared to .317 against left-handers...issued just one walk to a batter leading off an inning but allowed a .300 batting average in that situation...had a .327 opponents average the first time through the lineup, .222 the second time and .467 after that...yielded a .225 batting average and both of his home runs with the bases empty, .447 with runners on...began the season on the 10-day disabled list with a strained right forearm...was transferred to the 60-day DL April 5 and was sent to Single-A Stockton on a rehab assignment May 31...started that day against Modesto and had a no decision in the Ports 6-3 win (3.2 ip, 8 h, 3 r, 3 er, 1 bb, 1 so, 62 pitches)...was reinstated from the DL June 7 and allowed one run in 6.0 innings for the win that day against Kansas City...allowed a career-high eight runs in 1.1 innings in a 13-5 loss to Houston on June 13...tossed 6.1 shutout innings for the win on June 29 against Cleveland...struck out a career-high five batters against the Indians, ending a career-opening streak of 14 consecutive starts of four strikeouts or fewer and more than one inning pitched...that was the longest such streak by an A's pitcher in 86 years (21, Tony Freitas, May 31-Sept. 18, 1932)...allowed six runs on seven hits in 4.0 innings for the loss July 6 at Cleveland in his final appearance of the season...was placed on the DL July 8 retroactive to July 7.

**2017**—Made both his Triple-A and Major League debuts in 2017...spent the first three months of the season at Nashville where he went 5-6 with a 3.05 ERA in 15 games, including 14 starts...was promoted to Oakland July 1 and compiled a 3-1 record and a 3.22 ERA in 10 starts before a right hand contusion ended his season Aug. 23...struck out just 22 batters in 58.2 innings with the A's, an average of 3.38 per nine innings...that was the lowest mark in the majors among pitchers with 50 or more innings pitched...it was second lowest by an A's pitcher over the last 27 years (Saarloos, 2.99 in 2005)...went 1-1 with a 2.25 ERA and .212 opponents batting average over his first five starts through July 26...then went 2-0 despite a 4.39 ERA and .315 opponents average over his final five starts...allowed a .262 opponents batting average, including .225 against left-handed hitters compared to .294 against right-handers...logged a 1.50 ERA over the first three innings of a game, a 5.02 ERA from the fourth inning on...opponents hit .133 with runners in scoring position and two outs...had a .212 opponents average the first time through the lineup...allowed one run or fewer in five of his 10 starts and four runs or more four times...ranked second in the Pacific Coast League in ERA (3.05) and fourth in opponents batting average (.231) when he was promoted to Oakland July 1...made his Major League debut that day against Atlanta and had a no decision in the A's 4-3 loss...allowed just one unearned run in 6.0 innings of work and retired 14 of the final 16 batters he faced...tossed a career-high 7.2 innings and allowed one run in the

A's 7-4 victory at Seattle July 6 to earn his first ML win...walked one batter in each outing to become the first pitcher in Athletics history to toss six or more innings, allow one run or fewer and walk one batter or fewer in each of his first two games...is the 10th Major Leaguer to do it...was charged with his first loss in a 7-5 decision at New York (NL) July 21...combined with Dull, Casilla and Treinen on a six-hit shutout in the A's 5-0 win at Los Angeles (AL) Aug. 5...tossed 4.0 innings Aug. 16 against Kansas City to snap a career-opening streak of eight consecutive games of more than five innings pitched...that was the second-longest such streak in Oakland history to Willie Adams, who had a 10-game streak in 1996...tossed 4.0 scoreless innings in his final start Aug. 22 at Baltimore and left the game early with a right hand contusion...was placed on the 10-day disabled list Aug. 25 retroactive to Aug. 23 and missed the remainder of the season...was transferred to the 60-day DL Sept. 5...was named to the PCL Midseason All-Star team while pitching for Nashville...went 4-2 with a 1.84 ERA over his last eight starts...his opponents batting average included a .216 mark against right-handed hitters compared to .247 against left-handers...was 2-2 with a 2.08 ERA and .177 opponents average in six starts on the road...picked up his first win April 28 against New Orleans and went 1-2 despite a 1.64 ERA and .195 opponents batting average in four starts in April...put together consecutive wins for the only time on May 19 at Sacramento and May 24 against Omaha...tossed 6.0 scoreless innings against the River Cats (2 h, 2 bb, 4 so) and 7.0 scoreless innings against the Storm Chasers (5 h, 2 bb, 6 so) as part of a 14.0-inning scoreless streak from May 19 to 29...compiled a 2-1 record and a 1.75 ERA in five starts in June.

**2016**—Began the season at Double-A Tennessee in the Chicago Cubs organization and was 6-4 with a 3.17 ERA in 18 starts when he was traded to the Seattle Mariners organization July 20... was assigned to Double-A Jackson and went 3-1 with a 3.54 ERA in eight games (seven starts) with the Generals...combined for a 9-5 record and a 3.28 ERA in 26 games (25 starts) overall... surrendered just eight home runs in 143.0 innings, an average of 0.50 per nine innings...ranked fourth in the Southern League in fewest walks per nine innings (2.12), tied for fourth in games started, sixth in ERA and innings pitched and tied for eighth in wins...was named to the SL Mid-season All-Star Game after going 4-2 with a 2.53 ERA in 14 starts before the All-Star Break... opponents hit .217 with runners in scoring position...went 1-for-15 (.067) with two strikeouts as a hitter...allowed a run in his first inning of the season April 8 against Mobile...would not allow another earned run until the first inning on May 11 at Montgomery for a streak of 37.0 consecutive innings without an earned run...yielded five runs during the streak...had a 22.0-inning scoreless streak from April 8 to 23...was named SL Pitcher of the Week for the week of April 18-24 after going 2-0 in two starts (15.0 ip, 9 h, 2 r, 0 er, 3 bb, 4 so)...went 3-0 with a 0.29 ERA and .210 opponents batting average in five starts in the month of April...the ERA was second lowest in all of the minor leagues in the first month of the season...allowed just three runs (one earned) and did not allow a home run in 31.0 innings...yielded three unearned runs in 7.0 innings in his first start of May to lower his season ERA to 0.24...his ERA stood at 0.96 over his first nine starts through May 22...pitched for the North All-Stars in the Southern League All-Star Game on June 21 at Pearl, Miss. and retired the side in order in the third inning (2 so)...was traded to the Seattle Mariners with infielder Daniel Vogelbach for pitcher Mike Montgomery and minor league pitcher Jordan Pries, July 20...combined on a four-hit shutout in a 9-0 win at Birmingham Aug. 20...logged 7.0 innings and allowed just one hit...went 3-0 with a 3.74 ERA in six games in the month of August... then had a win and a 4.50 ERA (12.0 ip, 17 h, 6 r, 6 er, 2 bb, 6 so, 2 hr) in two postseason starts for Jackson...started and won Game 3 of the SL Championship Series to complete the Generals sweep of Mississippi for the SL Championship.

**2015**—Went 7-5 with a 3.11 ERA in 18 starts with Single-A Myrtle Beach in a season shortened by two stints on the disabled list...surrendered just three home runs in 89.2 innings, an average of 0.30 per nine innings...went 3-2 with a 1.31 ERA and .218 opponents average in eight starts after the All-Star Break...the Pelicans won all six of his starts in which he had a no decision and they were 13-5 (.722) in his starting assignments...allowed one run or fewer in 10 of his starts and walked one batter or fewer 12 times...had a 12-start, 66.1-inning homerless streak from April 25 to Aug. 15...was on the disabled list from June 12 to July 12 with a sprained right ankle... went 2-2 but did not allow an earned run in four of his first six starts following his return (0.55 ERA)...allowed just one run in four starts in July and was 1-1 with a 0.45 ERA...tossed 2.0 scoreless innings Aug. 29 against Wilmington and went on the DL the next day with a strained right forearm...missed the remainder of the season.

**2014**—Spent the entire season at Single-A Kane County and went 9-4 with a 3.23 ERA in 24 starts...surrendered just six home runs in 117.0 innings, an average of 0.46 per nine innings...ranked second in the Cubs farm system and 10th in the Midwest League in ERA...was named to the MWL Midseason All-Star Team...combined on a one-hit shutout in a 1-0, seven-inning win in the second game of a doubleheader at Bowling Green April 15...tossed six innings and allowed the only hit...that began a seven-start stretch from April 15 to May 22 during which he went 5-1 with a 1.56 ERA...compiled a 3-0 record and a 1.88 ERA in five starts in May...made one post-season start for Kane County and had a no decision (5.0 ip, 1 h, 7 so).

**2013**—Went 2-3 with a 3.33 ERA in 13 games, including 12 starts, with Boise of the Short-Season Single-A Northwest League...yielded a .167 average to batters leading off an inning...was 1-1 with a 1.42 ERA in five games at home...was named NWL Pitcher of the Week the first week of the season (June 17-23)...had no decisions but did not allow an earned run in two starts (10.0 ip, 4 h, 1 r, 1 bb, 12 so)...did not allow an earned run in three starts in June (15.0 ip)...struck out 20 batters and walked just two in the month...went 1-0 with a 0.75 ERA in two postseason starts...struck out 17 batters and walked just one in 12.0 innings.

**2012**—Made his professional debut with the Cubs affiliate in the Arizona Rookie League and was 2-0 with a 3.48 ERA in nine games, including six starts...allowed a .284 opponents batting average, including .214 against left-handed hitters...his debut came in a start on July 14 at the Padres (1.0 ip, 2 h, 1 r, 1 er)...his first win and strikeout came in his third appearance, which was in relief on July 24 against the Indians (2.0 ip, 1 h, 1 so)...made one postseason start and took the loss (3.0 ip, 4 h, 3 r, 3 er, 0 bb, 3 so) on Aug. 30 against the A's.

## PERSONAL/MISCELLANEOUS

Paul Blackburn was originally signed by Cubs scout Scott Fairbanks...graduated from Heritage High School in Brentwood, Calif...went 8-3 with a 1.27 ERA as a senior and tossed his first career no-hitter against Deer Valley.

### LIFETIME PITCHING RECORD

| Year                       | Club         | W         | L         | ERA         | G          | GS         | CG       | SHO      | SV       | IP           | H          | R          | ER         | HR        | HB        | BB         | IBB      | SO         | WP        | BK       |
|----------------------------|--------------|-----------|-----------|-------------|------------|------------|----------|----------|----------|--------------|------------|------------|------------|-----------|-----------|------------|----------|------------|-----------|----------|
| 2012                       | AZL Cubs     | 2         | 0         | 3.48        | 9          | 6          | 0        | 0        | 0        | 20.2         | 23         | 11         | 8          | 2         | 0         | 7          | 0        | 13         | 1         | 0        |
| 2013                       | Boise        | 2         | 3         | 3.33        | 13         | 12         | 0        | 0        | 0        | 46.0         | 41         | 26         | 17         | 3         | 1         | 29         | 0        | 38         | 3         | 0        |
| 2014                       | Kane County  | 9         | 4         | 3.23        | 24         | 24         | 0        | 0        | 0        | 117.0        | 108        | 48         | 42         | 6         | 7         | 31         | 0        | 75         | 6         | 0        |
| 2015                       | Myrtle Beach | 7         | 5         | 3.11        | 18         | 18         | 0        | 0        | 0        | 89.2         | 89         | 36         | 31         | 3         | 6         | 22         | 0        | 63         | 6         | 0        |
| 2016                       | Tennessee    | 6         | 4         | 3.17        | 18         | 18         | 0        | 0        | 0        | 102.1        | 96         | 47         | 36         | 6         | 1         | 26         | 0        | 72         | 4         | 0        |
|                            | Jackson      | 3         | 1         | 3.54        | 8          | 7          | 0        | 0        | 0        | 40.2         | 42         | 16         | 16         | 2         | 0         | 9          | 0        | 27         | 1         | 0        |
| 2017                       | Nashville    | 5         | 6         | 3.05        | 15         | 14         | 0        | 0        | 0        | 79.2         | 69         | 34         | 27         | 6         | 2         | 26         | 0        | 56         | 1         | 0        |
|                            | OAKLAND      | 3         | 1         | 3.22        | 10         | 10         | 0        | 0        | 0        | 58.2         | 58         | 22         | 21         | 5         | 1         | 16         | 0        | 22         | 1         | 0        |
| 2018                       | Stockton     | 0         | 0         | 7.36        | 1          | 1          | 0        | 0        | 0        | 3.2          | 8          | 3          | 3          | 0         | 0         | 1          | 0        | 1          | 0         | 0        |
|                            | OAKLAND      | 2         | 3         | 7.16        | 6          | 6          | 0        | 0        | 0        | 27.2         | 33         | 23         | 22         | 2         | 2         | 6          | 0        | 19         | 1         | 0        |
| 2019                       | Las Vegas    | 11        | 3         | 4.34        | 24         | 22         | 0        | 0        | 0        | 132.2        | 133        | 70         | 64         | 18        | 3         | 34         | 0        | 92         | 4         | 0        |
|                            | OAKLAND      | 0         | 2         | 10.64       | 4          | 1          | 0        | 0        | 0        | 11.0         | 19         | 14         | 13         | 3         | 1         | 4          | 0        | 8          | 1         | 0        |
| 2020                       | OAKLAND      | 0         | 1         | 27.00       | 1          | 1          | 0        | 0        | 0        | 2.1          | 5          | 7          | 7          | 0         | 0         | 2          | 0        | 2          | 1         | 0        |
| <b>Major League Totals</b> |              | <b>5</b>  | <b>7</b>  | <b>5.69</b> | <b>21</b>  | <b>18</b>  | <b>0</b> | <b>0</b> | <b>0</b> | <b>99.2</b>  | <b>115</b> | <b>66</b>  | <b>63</b>  | <b>10</b> | <b>4</b>  | <b>28</b>  | <b>0</b> | <b>51</b>  | <b>4</b>  | <b>0</b> |
| <b>Minor League Totals</b> |              | <b>45</b> | <b>26</b> | <b>3.47</b> | <b>130</b> | <b>122</b> | <b>0</b> | <b>0</b> | <b>0</b> | <b>632.1</b> | <b>609</b> | <b>291</b> | <b>244</b> | <b>46</b> | <b>20</b> | <b>185</b> | <b>0</b> | <b>437</b> | <b>26</b> | <b>0</b> |

### CAREER TRANSACTIONS

**2012** — Selected by the Chicago Cubs organization as a supplemental pick following the first 1st round of the First-Year Player Draft (56th selection overall). **2016** — Traded to the Seattle Mariners with infielder Daniel Vogelbach for pitcher Mike Montgomery and minor league pitcher Jordan Pries, July 20. Traded to the Oakland Athletics for infielder Danny Valencia, November 12. **2017** — On the disabled list, August 23 to November 5. **2018** — On the disabled list, March 26 to June 6; included rehabilitation assignment to Stockton, May 31 to June 6. On the disabled list, July 7 to October 28.

## BLACKBURN'S CAREER BESTS

**Low Hit Complete Game:** None

**Innings Pitched:** 7.2, July 6, 2017 at Seattle. As reliever: 5.0, September 9, 2019 at Houston

**Strikeouts:** 5, June 29, 2018 vs. Cleveland. As reliever: 3, September 14, 2019 at Texas

**Pitches:** 112, August 5, 2017 at Los Angeles (AL). As reliever: 76, September 9, 2019 at Houston

**Longest Winning Streak:** 3, July 31, 2017 to June 7, 2018

**Longest Losing Streak:** 4, July 6, 2018 to present

**Longest Scoreless Streak:** 8.0, July 1 to 6, 2017

## MATT BLACKHAM

56



### RIGHT-HANDED PITCHER

**Height/Weight:** 5-10 / 150

**Bats/Throws:** Right / Right

**Birthdate:** January 7, 1993

**Opening Day Age:** 28

**Birthplace/Resides:** Gunnison, Utah / Overland Park, Kansas

**Major League Service:** None

**Obtained:** Signed to a minor league contract, November 5, 2020

**Contract Status:** First year of a one-year contract through 2021

 [Updated Stats](#)

### NON-ROSTER INVITEE

### CAREER HIGHLIGHTS

Was originally selected by the New York Mets organization in the 29th round of the 2014 First-Year Player Draft and pitched five seasons in the Mets farm system...was 21-9 with 16 saves and a 2.38 ERA and .178 opponents batting average in 136 games, including six starts...struck out 284 batters in 211.2 innings, an average of 12.08 per nine innings...surrendered just 10 home runs...did not pitch in 2016 following surgery or 2020 after the cancellation of the minor league season...pitched for Scottsdale in the Arizona Fall League in 2018.

### 2020 HIGHLIGHTS

Was a non-roster invitee with the New York Mets during Spring Training and posted a 2.70 ERA and .091 batting average in four relief appearances...walked five batters in 3.1 innings...was added to the Mets 60-man player pool July 12 but was never called up to New York.

### CAREER

**2019**—Split the season between Double-A Binghamton and Triple-A Syracuse where he went 8-2 with six saves and a 2.60 ERA...had 28 walks and 70 strikeouts in 55.1 innings over 40 appearances...recorded six saves and pitched to a 5-2 record with a 2.72 ERA in 28 games with Binghamton.

**2018**—Appeared in 39 games between Single-A St. Lucie and Double-A Binghamton...went 5-3 with two saves, a 2.70 ERA, 30 walks and 65 strikeouts in 50 innings...was promoted to Binghamton after posting a 1.90 ERA in 17 games with St. Lucie...following the season, played for Scottsdale in the Arizona Fall League...appeared in nine games and owned a 2.70 ERA.

**2017**—Struck out 13.02 batters per nine innings, the highest ratio of any reliever in the South Atlantic League...had the lowest opponents batting average (.185) and the fewest base runners per 9.0 innings among relievers in the South Atlantic League.

**2016**—Missed the entire season while recovering from an olecranon fracture that required a screw to be placed into his elbow.

**2015**—Did not pitch after July 22 after having surgery to reposition the ulnar nerve in his pitching elbow.

**2014**—Went 2-0 with a 1.52 ERA in 11 relief appearances in his professional debut with Rookie Level Kingsport.

### PERSONAL/MISCELLANEOUS

Matthew Izol Blackham was originally signed by Mets scout Jarrett England...graduated from Olathe Northwest (KS) High School...attended Middle Tennessee State University after transferring from Johnson County (KS) Community College...earned second team All-Jayhawk League honors for Johnson County Community College.

## LIFETIME PITCHING RECORD

| Year                       | Club       | W  | L        | ERA         | G          | GS       | CG       | SHO      | SV        | IP           | H          | R         | ER        | HR        | HB       | BB        | IBB      | SO         | WP        | BK       |
|----------------------------|------------|--|----------|-------------|------------|----------|----------|----------|-----------|--------------|------------|-----------|-----------|-----------|----------|-----------|----------|------------|-----------|----------|
| 2014                       | Kingsport  | 2  | 0        | 1.42        | 11         | 0        | 0        | 0        | 0         | 19.0         | 10         | 6         | 3         | 2         | 0        | 9         | 0        | 25         | 6         | 0        |
| 2015                       | Brooklyn   | 2  | 2        | 3.82        | 6          | 6        | 0        | 0        | 0         | 30.2         | 25         | 16        | 13        | 0         | 1        | 12        | 0        | 42         | 1         | 0        |
| 2016                       | Brooklyn   | (Injured — Did Not Pitch)                      |          |             |            |          |          |          |           |              |            |           |           |           |          |           |          |            |           |          |
| 2017                       | Columbia   | 4  | 2        | 1.43        | 40         | 0        | 0        | 0        | 8         | 56.2         | 37         | 11        | 9         | 0         | 2        | 19        | 0        | 82         | 4         | 0        |
| 2018                       | St. Lucie  | 4  | 1        | 1.90        | 17         | 0        | 0        | 0        | 2         | 23.2         | 11         | 5         | 5         | 1         | 1        | 13        | 0        | 29         | 4         | 0        |
|                            | Binghamton | 1  | 2        | 3.42        | 22         | 0        | 0        | 0        | 0         | 26.1         | 18         | 12        | 10        | 2         | 1        | 17        | 1        | 36         | 2         | 0        |
| 2019                       | Binghamton | 5  | 2        | 2.72        | 28         | 0        | 0        | 0        | 6         | 39.2         | 21         | 16        | 12        | 4         | 0        | 21        | 3        | 59         | 4         | 0        |
|                            | Syracuse   | 3  | 0        | 2.30        | 12         | 0        | 0        | 0        | 0         | 15.2         | 10         | 4         | 4         | 1         | 2        | 7         | 0        | 11         | 4         | 0        |
| 2020                       |            | (Minor League Season Canceled — Did Not Pitch) |          |             |            |          |          |          |           |              |            |           |           |           |          |           |          |            |           |          |
| <b>Minor League Totals</b> |            | <b>21</b>                                      | <b>9</b> | <b>2.38</b> | <b>136</b> | <b>6</b> | <b>0</b> | <b>0</b> | <b>16</b> | <b>211.2</b> | <b>132</b> | <b>70</b> | <b>56</b> | <b>10</b> | <b>7</b> | <b>98</b> | <b>4</b> | <b>284</b> | <b>25</b> | <b>0</b> |

## CAREER TRANSACTIONS

**2014** — Selected by the New York Mets organization in the 29th round of the First-Year Player Draft. **2020** — Elected free agency, November 1; signed by the Oakland Athletics to a minor league contract, November 5.

**OUTFIELDER****Height/Weight:** 6-2 / 180**Bats/Throws:** Switch / Right**Birthdate:** January 15, 1994**Opening Day Age:** 27**Birthplace/Resides:** Atlanta, Georgia / Ormond Beach, Florida**Major League Service:** 18 days**Obtained:** Selected in the 4th round of the 2015 First-Year Player Draft**Contract Status:** First year of a one-year contract through 2021[Updated Stats](#)**CAREER HIGHLIGHTS**

Was selected by Oakland in the 4th round of the 2015 First-Year Player Draft and went 1-for-10 (.100) in five games with the A's in 2019 in his Major League debut...is a .249 (427-for-1714) hitter with 54 home runs and 252 RBI in 480 games in five seasons in the minors...has played exclusively in the outfield, including 348 games in center field, 74 in right field and 17 in left field...was named an A's Organization All-Star by MiLB.com in 2018...was a California League Midseason All-Star in 2017 and 2018 and a Midwest League Midseason All-Star in 2016...played for Mesa in the Arizona Fall League in 2018.

**2020 HIGHLIGHTS**

Hit .222 and walked five times in 11 games during the spring for a .391 on-base percentage...was optioned to Triple-A Las Vegas March 7 and added to the A's 60-man player pool on June 29...was never on the Taxi Squad and did not play in 2020...had left shoulder surgery on Nov. 5 at the Kerlan-Jobe Clinic in Los Angeles...the surgery was performed by Dr. Neal ElAttrache.

**CAREER**

**2019**— Made his Triple-A and Major League debut in 2019...went 1-for-10 (.100) with a double, walk and three strikeouts in five games over three stints with Oakland...appeared in three games (one start) in center field and one game (one start) in right field...was also 1-for-3 with a double as a pinch hitter...was recalled for the first time on May 3 and made his debut that night at Pittsburgh...pinch hit in the seventh inning and popped out to first in his first career at-bat...remained in the game in center field and finished the night 0-for-2 with a strikeout...collected his first hit the next day against the Pirates with a pinch-hit double off Keone Kela in the seventh inning...was 1-for-4 in three games when he was optioned back to Las Vegas May 7...returned on May 24, went 0-for-3 with a walk in his first start in right field on May 26 at Seattle, and was sent back to the Aviators June 1...was recalled a final time Sept. 26 and went 0-for-3 in a start in center field in the final game of the season at Seattle...batted a career-high .269 with 11 home runs and 61 RBI in 89 games in his Triple-A debut with Las Vegas...also had a career-high .350 on-base percentage...was hitting .325 with six home runs and 27 RBI in 22 games at the time of his first promotion to Oakland on May 3...batted .249 with five home runs and 34 RBI in 67 games after that...had a .272 batting average, 10 of his 11 home runs and 33 of his 37 walks against right-handed pitching compared to .261 against left-handers...had an .874 OPS against righties, .650 against lefties...hit nine of his 11 home runs with runners on base...batted .323 with runners in scoring position...hit .313 with four home runs and 15 RBI in 15 day games, .261 with seven home runs and 46 RBI in 74 games at night...batted .318 before the All-Star Break, .160 after the break...had a .215 batting average when leading off an inning...started 38 games in right field, 36 in center field, seven in left field and three at designated hitter...committed three errors in 83 games overall in the outfield (.984 fielding percentage) and had four assists...hit in every spot in the order except fourth and saw his most action with 39 games batting seventh...had his first of three four-RBI games April 14 against Fresno (also April 21 at Fresno and June 20 vs. Sacramento)...had 16 RBI over a seven-game stretch from April 14 to 22...was a perfect 4-for-4 with a walk, two doubles and two RBI April 22 at Fresno, giving him a .362 batting average over his first 15 games...homered in three straight games from April 26 to 28...capped the streak with the third two-homer game of his career on April 28 against El Paso...batted .333 with six home



runs and 27 RBI in 21 games in the month of April...also had eight doubles and a triple (.692 slugging percentage), and walked nine times (.409 on-base percentage)...was recalled by Oakland the first time on May 3 but was sent back to Las Vegas May 7...went 0-for-5 with a career-high five strikeouts May 10 against Salt Lake...was hitting .282 in 12 games during his second stint with the Aviators when the A's called again on May 24...was optioned back to Las Vegas June 1 and hit .242 with five home runs and 31 RBI over his final 55 games at Triple-A...had a season-best seven-game hitting streak from June 13 to 21...went 11-for-32 (.344) with 11 RBI during the streak...batted .329 with 17 RBI in 19 games in June...was placed on the injured list the first time July 25 with a strained left wrist...was reinstated Aug. 2, went 4-for-14 (.286) with a home run and four RBI in five games, and returned to the IL Aug. 8 with a concussion...was reinstated Aug. 18 and went 3-for-46 (.065) with seven walks over his final 14 regular season games...then went 5-for-17 (.294) with four runs, two doubles, three home runs, six RBI and three walks in five postseason games for Las Vegas...played in his final game on Sept. 8 but was recalled by Oakland on Sept. 26 following an injury to Mark Canha.

**2018**—Began the season at Double-A Midland but also had a 46-game stay with Single-A Stockton from April 23 to June 16...combined with both clubs to hit .260 with 19 home runs and 69 RBI in 124 games...had career-highs in slugging (.474), games, at bats (454), hits (118), doubles (26), home runs, RBI, extra base hits (52) and walks (58) and matched his best in triples (7) and stolen bases (19)...ranked second in the A's farm system in home runs, third in extra base hits, fourth in walks and fifth in RBI...was named an A's Organization All-Star by mlb.com...was also named to the California League Midseason All-Star Game for the second consecutive season but did not play as he was sent back to Midland before the game...batted .265 with 17 of his 19 home runs against right-handed pitching compared to .243 against left-handers...slugged .507 against righties, .364 against lefties...had a .313 batting average in the eighth inning or later...appeared in 95 games in center field, 19 in right field and four in left field...committed five errors in 115 games overall in the outfield for a .983 fielding percentage...had seven assists...hit in every spot in the batting order and saw his most action with 34 games batting third (all at Stockton)...started the year with Midland and was hitting .133 in 11 games when he was transferred to Stockton April 23...reached base safely in 25 consecutive games from May 4 to June 1, which tied for the fourth-longest reaching base streak in the California League...hit .287 with a .431 on-base percentage during the streak...had a grand slam May 25 at Lancaster...had his lone two-homer game of the season May 30 against Modesto...finished May with a .271 batting average but walked 18 times for a .402 on-base percentage...was hitting .266 with nine home runs, 32 RBI and a .382 on-base percentage in 46 games with Stockton when he was sent back to Midland June 17...batted .279 with 10 home runs and 35 RBI in 67 games during his second stint at Double-A and hit .256 with 10 home runs and 37 RBI in 78 games overall with the RockHounds...hit safely in a season-high nine consecutive games from July 29 to Aug. 8 (14-for-35, .400)...scored a run in each of the final eight games of that streak (10 runs total)...was named Texas League Batter of the Week for the week of July 30-Aug. 5 after going 11-for-29 (.379) with nine runs scored, two doubles, one triple, three home runs and 12 RBI in seven games...homered in three consecutive games from Aug. 3-5 and Aug. 24-26...hit .351 with eight home runs and 19 RBI in August, all of which were his best single-month marks of 2018...18 of his 33 hits in the month were for extra bases (nine doubles, one triple) and he slugged .723...walked seven times for a .402 on-base percentage...led the TL in batting, slugging, home runs and extra base hits (18) in August, tied for second in doubles, ranked third in RBI, fourth in hits (33) and fifth in on-base percentage...played for Mesa in the Arizona Fall League following the season and hit .247 with two home runs and 12 RBI in 19 games...walked 12 times for a .353 on-base percentage and stole seven bases...tied for the AFL lead in triples (4) and tied for third in extra base hits (10).

**2017**—Spent the entire season at Single-A Stockton and hit .243 with 15 home runs and 66 RBI in 114 games...had career highs in runs (76), triples (7) and strikeouts (134)...ranked seventh in the California League in walks (53), tied for seventh in triples and 10th in runs...was named to the CL Midseason All-Star team...tied for third in the A's farm system in triples and ranked fifth in runs and extra base hits (46)...hit all 15 of his home runs against right-handed pitchers...was 6-for-15 (.400) with two home runs and 18 RBI with the bases loaded...appeared in 107 games in center field, three in left field and two in right field...committed five errors for a .981 fielding percentage...batted leadoff 60 times...was hitting .304 in nine games when he was placed on the

disabled list April 15 with a strained left groin...was reinstated April 22...played for the North All-Stars in the Cal League All-Star Game on June 20 at Visalia...struck out as a pinch hitter in his only at bat and remained in the game in center field...connected for grand slams on June 30 vs. Visalia and July 10 at Lancaster...went 5-for-7 with a home run and six RBI in Stockton's 22-0 win over Visalia on Aug. 31...ranked third in the CL with 24 RBI in August...went 6-for-12 (.500) with four runs, two home runs, three RBI and a walk in three postseason games for the Ports.

**2016**—Hit .231 with five home runs and 37 RBI in his first full professional season at Single-A Beloit...was named to the Midwest League Midseason All-Star team but did not play due to an injury...tied for the league lead in sacrifice flies (11)...hit .254 against left-handed pitching. .225 against right-handers...appeared in 78 games in center field and one in left field...batted .304 in 19 games in April...was on the disabled list from June 3 to 22 with a strained left hamstring...hit two home runs in a 5-2 win at Kane County Aug. 27.

**2015**—Made his professional debut with Short Season Vermont in the New York-Penn League and batted .238 with four home runs and 19 RBI in 52 games...hit .333 after the All-Star Break... appeared in 31 games in center field, 13 in right field and two in left field...made his professional debut June 21 against Lowell and went 1-for-4...hit his first home run the next day against Ab-erdeen.

## PERSONAL/MISCELLANEOUS

Skye Michael Bolt was originally signed by A's scout Neil Avent...graduated from Holy Innocents Episcopal School (GA) where he played baseball and quarterbacked the football team...played collegiately at North Carolina...earned consensus freshman All-America honors in 2013 and was third-team All-ACC in 2015.

### LIFETIME PLAYING RECORD

| Year                       | Club      | AVG.  | G          | AB          | R          | H          | 2B        | 3B        | HR        | RBI        | SH       | SF        | HP        | BB         | SO         | SB        | CS        | OBP         | SLG         | E         |
|----------------------------|-----------|---|------------|-------------|------------|------------|-----------|-----------|-----------|------------|----------|-----------|-----------|------------|------------|-----------|-----------|-------------|-------------|-----------|
| 2015                       | Vermont   | .238  | 52         | 181         | 26         | 43         | 10        | 2         | 4         | 19         | 0        | 1         | 0         | 24         | 44         | 2         | 1         | .325        | .381        | 8         |
| 2016                       | Beloit    | .231  | 101        | 342         | 34         | 79         | 20        | 2         | 5         | 37         | 0        | 11        | 7         | 42         | 88         | 10        | 5         | .318        | .345        | 3         |
| 2017                       | Stockton  | .243  | 114        | 432         | 76         | 105        | 24        | 7         | 15        | 66         | 4        | 4         | 3         | 53         | 134        | 9         | 8         | .327        | .435        | 5         |
| 2018                       | Midland   | .256  | 78         | 285         | 41         | 73         | 18        | 3         | 10        | 37         | 1        | 0         | 2         | 27         | 75         | 10        | 1         | .325        | .446        | 5         |
|                            | Stockton  | .266  | 46         | 169         | 28         | 45         | 8         | 4         | 9         | 32         | 1        | 4         | 3         | 31         | 47         | 9         | 3         | .382        | .521        | 0         |
| 2019                       | Las Vegas | .269  | 89         | 305         | 57         | 82         | 19        | 3         | 11        | 61         | 1        | 2         | 2         | 37         | 94         | 7         | 5         | .350        | .459        | 3         |
|                            | OAKLAND   | .100  | 5          | 10          | 1          | 1          | 1         | 0         | 0         | 0          | 0        | 0         | 0         | 1          | 3          | 0         | 0         | .182        | .200        | 0         |
| 2020                       |           | (Minor League Season Canceled — Did not play) |            |             |            |            |           |           |           |            |          |           |           |            |            |           |           |             |             |           |
| <b>Major League Totals</b> |           | <b>.100</b>                                   | <b>5</b>   | <b>10</b>   | <b>1</b>   | <b>1</b>   | <b>1</b>  | <b>0</b>  | <b>0</b>  | <b>0</b>   | <b>0</b> | <b>0</b>  | <b>0</b>  | <b>1</b>   | <b>3</b>   | <b>0</b>  | <b>0</b>  | <b>.182</b> | <b>.200</b> | <b>0</b>  |
| <b>Minor League Totals</b> |           | <b>.249</b>                                   | <b>480</b> | <b>1714</b> | <b>262</b> | <b>427</b> | <b>99</b> | <b>21</b> | <b>54</b> | <b>252</b> | <b>7</b> | <b>22</b> | <b>17</b> | <b>214</b> | <b>482</b> | <b>47</b> | <b>23</b> | <b>.335</b> | <b>.426</b> | <b>24</b> |

### CAREER TRANSACTIONS

**2012** — Selected by the Washington Nationals organization in the 26th round of the First-Year Player Draft; did not sign. **2015** — Selected by the Oakland Athletics organization in the 4th round of the First-Year Player Draft.

### BOLT'S CAREER BESTS

Hits: 1, May 4, 2019 at Pittsburgh

Home Runs: None

Runs Batted In: None

Stolen Bases: None

Hitting Streak: 1, May 4, 2019

Hitless Streak (At Bats): 7, May 5, 2019 to present

Game Ending RBI: None

Grand Slams: None

Pinch-Hit Home Runs: None

Inside-The-Park Home Runs: None

Lead Off Home Runs: None

**RIGHT-HANDED PITCHER****Height/Weight:** 6-0 / 200**Bats/Throws:** Right / Right**Birthdate:** September 19, 1990 **Opening Day Age:** 30**Birthplace/Resides:** Birmingham, Alabama / Chelsea, Alabama**Major League Service:** None**Obtained:** Signed as a non-drafted free agent, July 24, 2014**Contract Status:** First year of a one-year contract through 2021 [Updated Stats](#)**NON-ROSTER INVITEE****CAREER HIGHLIGHTS**

Signed by the A's as a non-drafted free agent in 2014 and is 30-22 with 15 saves and a 3.51 ERA in 180 games, including 56 starts, in six professional seasons...began his career with 68 relief appearances and then made 55 starts over a 69-game span from June 17, 2016 through the 2018 season...made just one start among his 43 appearances in 2019.

**2020 HIGHLIGHTS**

Was a non-roster invitee with the A's during the spring and went 1-1 with a 13.50 ERA in three relief appearances...was not on the A's original 60-man player pool but was added on July 23 when Daniel Gossett was designated for assignment...did not pitch in 2020.

**CAREER**

**2019**—Returned to the bullpen in 2019 after he was used exclusively as a starter in 2018...began the season at Double-A Midland and made two relief appearances before he was transferred to Triple-A Las Vegas April 12...spent the remainder of the season with the Aviators and was a combined 1-3 with two saves and a 2.96 ERA in a career-high tying 43 games, including one start...surrendered just four home runs in 76.0 innings, an average of 0.47 per nine innings...struck out 74 but walked 41 (4.86 per nine innings)...his ERA improved each month of the season as he had a 4.91 ERA in April, 3.15 in May, 3.00 in June, 2.77 ERA in July and 1.26 in August...posted a 3.73 ERA in 28 games before the All-Star Break, a 1.42 ERA in 15 appearances after the break...allowed a .243 opponents batting average, including .230 against left-handed hitters compared to .251 against right-handers...opponents hit .213 when leading off an inning but he issued 12 walks for a .342 on-base percentage...yielded a .230 average with runners in scoring position...all four of the home runs he surrendered came with runners on base...with Las Vegas, had a 3.86 ERA and three of his four home runs at home compared to a 2.34 ERA on the road...tossed at least one inning in 40 of his 41 outings, including two or more 25 times...did not allow a run in two outings with Midland (4.0 ip), including April 9 at Amarillo when he struck out a season-high four batters...was promoted to Las Vegas April 12 and did not allow a run in his first two games with the Aviators (3.2 ip)...walked a career-high tying five batters in 1.2 scoreless and hitless innings at Sacramento on April 17 (also Aug. 16, 2017 at Memphis)...made his only start of the season April 22 at Fresno and allowed five run on four hits and two walks in 2.0 innings...ended up with a no decision in a 9-7 Aviators win...tossed a season-high 3.2 innings in the second game of a doubleheader at Salt Lake May 19...posted a 1.54 ERA over his final 22 contests beginning June 17...surrendered a season-high six runs in 1.0 inning June 29 against Reno but all six runs were unearned...picked up his first save of the season July 2 against Reno, despite allowing two runs in an inning of work...allowed two runs in 1.1 innings July 13 against Salt Lake for his second save...matched his season high with four strikeouts in 2.0 innings and tossed a season-high 57 pitches on Aug. 4 against Oklahoma City...finished the regular season with a 10.0-inning scoreless streak beginning Aug. 12...then tossed three scoreless outings for Las Vegas in the postseason (4.2 ip, 2 h, 2 bb, 7 so), picking up the win in Game 1 of the Pacific Coast League Semifinals.

**2018**—Spent most of the season at Double-A Midland where he went 5-7 with a 3.03 ERA in 17 starts...also went 2-3 with a 4.12 ERA during an eight-start stint with Triple-A Nashville and combined for a 7-10 record and a 3.31 ERA in 25 starts overall...it was the first season he was used

exclusively as a starter...struck out 127 and walked just 29 for a strikeout-to-walk ratio of 4.38... averaged 1.75 walks per nine innings...the strikeouts, games started and losses were all career highs, as were his complete games (2), innings pitched (149.1), hits (142), home runs (13) and hit batters (13)...ranked fourth in the A's farm system in innings pitched, fifth in strikeouts and sixth in ERA...allowed a .250 opponents batting average, which broke down to .221 against right-handed hitters compared to .287 against left-handers...went 3-2 with a 2.09 ERA over his final 10 starts...walked one batter or fewer in 16 of his 25 starts...tossed a career-high 8.0 scoreless innings and allowed just four hits and no walks in a 6-1 win at Frisco on May 7...it was his first of five outings of 8.0 innings...did not allow a run in his next start May 14 against Frisco (7.1 ip) and had a 19.1-inning scoreless streak from May 7-20...logged his first career complete game in the RockHounds 6-1 loss at Northwest Arkansas on May 26...allowed 12 hits, walked one and struck out seven...went 2-2 with a 2.97 ERA and .206 opponents batting average in five starts in May... was 3-5 with a 3.60 ERA in nine starts at Midland when he was moved up to Nashville May 30... went 2-3 with a 4.12 ERA in eight starts with the Sounds before returning to Double-A July 17... compiled a 2-2 record and a 2.45 ERA over his final eight starts...walked one batter or fewer in each of his final nine starts beginning July 16 (7 bb in 63.0 ip, 1.00 per nine innings)...tossed his second career complete game July 29 at Corpus Christi, also a loss (6 h, 4 r, 3 er, 1 bb, 9 so)...was named Texas League Pitcher of the Week for the week of Aug. 20-27 after striking out a career-high 10 batters in 8.0 scoreless innings at Corpus Christi Aug. 23...also fanned 10 in his next start Aug. 29 against San Antonio...was 1-0 with a 2.38 ERA in five starts in August.

**2017**—Pitched at Double-A Midland and Triple-A Nashville and combined for a 7-3 record and a 5.35 ERA in 28 games, including 20 starts...his ERA was a career high as were his 73 runs allowed and 45 walks...surrendered just eight home runs in 112.2 innings, an average of 0.64 per nine innings...was 2-1 with a 6.30 ERA in 15 games, eight starts, in two stints with Midland and 5-2 with a 4.60 ERA in 13 games, 12 starts, with Nashville...allowed a .293 opponents batting average, including .284 against left-handed hitters compared to .299 against right-handers...was 5-3 with a 5.98 ERA in his 20 starts, 2-0 with a 3.20 ERA in eight relief appearances...recorded six of his seven wins following a loss...began the year at Midland and was 2-1 with a 6.30 ERA in 15 games, including eight starts, when he was transferred to Nashville June 23...started and lost at Oklahoma City on June 24 (4.0 ip, 3 h, 3 r, 3 bb, 4 so) and was sent back to Midland June 27...did not appear in a game for the RockHounds before returning to Triple-A June 30...spent the balance of the season with the Sounds, going 5-1 with a 4.91 ERA in 12 games, 11 starts...went 1-0 with a 2.25 ERA over his first three starts before allowing a career-high 10 runs on a career-high 13 hits in a 2.2 innings in a 16-7 loss at Iowa July 18...won four consecutive starts from Aug. 10-27 and posted a 2.16 ERA and .188 opponents batting average over that span...did not allow a run in consecutive starts on Aug. 21 against Iowa (6.0 ip) and Aug. 27 against Round Rock (7.0 ip) as part of a 15.0-inning scoreless streak from Aug. 21-Sept. 1.

**2016**—Began the season at Single-A Stockton and was 1-1 with a save and a 12.60 ERA in five relief appearances when he was moved up to Double-A Midland April 27...went 8-3 with two saves and a 2.14 ERA in 29 games with the RockHounds, including the first 10 starts of his professional career...combined for a 9-4 record, three saves and a 2.70 ERA in 34 games, including 10 starts... the wins were a career high and the ERA was a career low...surrendered just four home runs in 98.1 innings (0.37 per nine innings)...tied for fifth in the A's farm system in wins and ranked seventh in ERA...allowed a .229 opponents batting average, including .190 with runners in scoring position...was 2-0 with a two saves and a 1.83 ERA in nine relief appearances in May...had a five-game winning streak from June 13 to Aug. 6 (1.43 ERA and .211 opponents batting average)...made his first professional start June 17 in the second game of a doubleheader against San Antonio and tossed 4.0 scoreless innings in a no decision (1 h, 2 bb, 1 so)...went 2-0 with a 1.00 ERA in six games, including two starts, in July...made one postseason start for the RockHounds and had a no decision a 7-5 win over Corpus Christi in Game 3 of the TL Semifinals on Sept. 9 (3.2 ip, 8 h, 5 r, 5 er, 1 bb, 3 so).

**2015**—Spent the entire season at Single-A Stockton and went 6-2 with a career-high seven saves in a career-high 43 appearances...allowed a career-low .223 opponents batting average...struck out 54 and walked just 12 for a strikeout-to-walk ratio of 4.50...averaged 1.93 walks per nine innings...ranked eighth in the A's farm system in saves...yielded a .176 average with runners in

scoring position...was credited with his first professional win May 10 at San Jose (2.0 ip, 2 so)... was on the disabled list from May 30 to June 6 with right biceps tendinitis...went 2-0 with a 1.54 ERA in 12 appearances in August...logged a 10.80 ERA in two postseason appearances (1.2 ip, 3 h, 2 r, 2 er, 1 so, 1 hr).

**2014**—Made his professional debut with the A's affiliate in the Arizona Rookie League and compiled a 0.90 ERA and .143 opponents batting average in seven relief appearances...saved three games and did not allow a home run in 10.0 innings...opponents were 0-for-11 with runners in scoring position...allowed a run in 2.0 innings in his debut July 28 at the Giants.

### PERSONAL/MISCELLANEOUS

Benjamin Albert Bracewell...is married, Katherine...graduated from Briarwood Christian High School in Birmingham, Ala....played collegiately at Mississippi State University where he was 4-7 with a 2.51 ERA in 66 games, including 12 starts, in four seasons...was a five-time SEC Academic Honor Roll selection...went undrafted as a senior and began his professional career with the River City Rascals of the Frontier League...went 1-0 with a 7.56 ERA in four starts before signing with the A's.

#### LIFETIME PITCHING RECORD

| Year                       | Club      | W  | L         | ERA         | G          | GS        | CG       | SHO      | SV        | IP           | H          | R          | ER         | HR        | HB        | BB         | IBB      | SO         | WP        | BK       |
|----------------------------|-----------|--|-----------|-------------|------------|-----------|----------|----------|-----------|--------------|------------|------------|------------|-----------|-----------|------------|----------|------------|-----------|----------|
| 2014                       | AZL A's   | 0  | 0         | 0.90        | 7          | 0         | 0        | 0        | 3         | 10.0         | 5          | 1          | 1          | 0         | 1         | 3          | 0        | 9          | 1         | 0        |
| 2015                       | Stockton  | 6  | 2         | 2.89        | 43         | 0         | 0        | 0        | 7         | 56.0         | 45         | 19         | 18         | 5         | 2         | 12         | 0        | 54         | 3         | 0        |
| 2016                       | Stockton  | 1  | 1         | 12.60       | 5          | 0         | 0        | 0        | 1         | 5.0          | 6          | 8          | 7          | 0         | 1         | 3          | 0        | 5          | 0         | 0        |
|                            | Midland   | 8  | 3         | 2.14        | 29         | 10        | 0        | 0        | 2         | 88.1         | 70         | 23         | 21         | 4         | 9         | 25         | 0        | 59         | 5         | 0        |
| 2017                       | Midland   | 2  | 1         | 6.30        | 15         | 8         | 0        | 0        | 0         | 50.0         | 61         | 35         | 35         | 5         | 3         | 22         | 0        | 29         | 2         | 0        |
|                            | Nashville | 5  | 2         | 4.60        | 13         | 12        | 0        | 0        | 0         | 62.2         | 69         | 38         | 32         | 3         | 2         | 23         | 0        | 44         | 2         | 0        |
| 2018                       | Midland   | 5  | 7         | 3.03        | 17         | 17        | 2        | 0        | 0         | 110.0        | 101        | 44         | 37         | 9         | 11        | 16         | 0        | 98         | 5         | 0        |
|                            | Nashville | 2  | 3         | 4.12        | 8          | 8         | 0        | 0        | 0         | 39.1         | 41         | 21         | 18         | 4         | 2         | 13         | 0        | 29         | 0         | 1        |
| 2019                       | Midland   | 0  | 0         | 0.00        | 2          | 0         | 0        | 0        | 0         | 4.0          | 1          | 0          | 0          | 0         | 1         | 3          | 0        | 4          | 0         | 0        |
|                            | Las Vegas | 1  | 3         | 3.13        | 41         | 1         | 0        | 0        | 2         | 72.0         | 69         | 40         | 25         | 4         | 4         | 38         | 1        | 70         | 3         | 0        |
| 2020                       |           | (Minor League Season Canceled — Did Not Pitch) |           |             |            |           |          |          |           |              |            |            |            |           |           |            |          |            |           |          |
| <b>Minor League Totals</b> |           | <b>30</b>                                      | <b>22</b> | <b>3.51</b> | <b>180</b> | <b>56</b> | <b>2</b> | <b>0</b> | <b>15</b> | <b>497.1</b> | <b>468</b> | <b>229</b> | <b>194</b> | <b>34</b> | <b>36</b> | <b>158</b> | <b>1</b> | <b>401</b> | <b>21</b> | <b>1</b> |

#### CAREER TRANSACTIONS

**2014** — Signed by the Oakland Athletics as a non-drafted free agent, July 24.

**OUTFIELDER/FIRST BASEMAN****Height/Weight:** 6-1 / 223**Bats/Throws:** Left / Left**Birthdate:** July 13, 1992**Opening Day Age:** 28**Birthplace/Resides:** Klamath Falls, Oregon/ Bend, Oregon**Major League Service:** 104 days**Obtained:** Selected in the 19th round of the 2015 First-Year Player Draft**Contract Status:** First year of a one-year contract through 2021
[@MrBrown\\_12](#)
[Updated Stats](#)
**CAREER HIGHLIGHTS**

Was selected by the A's in the 19th round of the 2015 First-Year Player draft and was hitting .274 with 92 home runs and 391 RBI in 573 games over five seasons in the minors before making his Major League debut late in 2019...is a .275 hitter with no home runs and 13 RBI in 33 games in two seasons with Oakland...ranked second in all of minor league baseball with 37 home runs with Triple-A Las Vegas in 2019...led the Texas League and tied for ninth in the minors with 39 doubles in 2018...was named to the California League Midseason All-Star team in 2017 and the New York-Penn League Midseason All-Star team in 2015.

**2020 HIGHLIGHTS**

Went 0-for-5 with two strikeouts in seven games over three stints with Oakland...all five of his plate appearances came against right-handed pitchers...made just one start and went 0-for-2 as the A's designated hitter on Aug. 2 at Seattle...was 0-for-3 with two strikeouts as a pinch hitter...appeared in three games on defense, all at first base...finished the 2019 season with a 0-for-19 streak and now has a career-high 24 at bat hitless streak dating back to his last hit on Sept. 17, 2019...was on the A's Opening Day roster and went 0-for-3 in three games before he was optioned to the A's alternate site Aug. 6 when rosters were reduced to 28...was on the A's Taxi Squad for each of the remaining road trips and was added to the active roster twice...recalled a second time on Aug. 25 when Chad Pinder went on the paternity list and struck out as a pinch hitter Aug. 29 in the second game of the doubleheader at Houston...was optioned back to the alternate site Aug. 31 but returned to Oakland on Sept. 12 when Matt Chapman went on the injured list...went 0-for-1 in three games before he was optioned Sept. 17...was on the Taxi Squad for the postseason.

**CAREER**

**2019**—Made his Triple-A and Major League debut in 2019...was batting .297 with 37 home runs and 104 RBI in 112 games with Las Vegas when he was selected by Oakland Aug. 26...went on to hit .293 with no home runs and 13 RBI in 26 games with the A's...batted .417 with nine RBI and a 1.073 OPS over his first 10 games, .179 with four RBI and a .580 OPS over his final 16 contests...made 16 of his 17 starts in games in which the opponent started a right-handed pitcher...hit .311 with all 10 of his extra base hits, all seven of his walks and 12 of his 13 RBI against righties, .214 against left-handers...had a .900 OPS against righties, .429 against lefties...batted .300 with runners in scoring position, including .455 with RISP and two outs...hit .400 when leading off an inning...started 16 games in left field and one at first base...did not commit an error in 23 games overall in the outfield or four at first base...had two assists as an outfielder...was 1-for-6 (.167) with a double, RBI and four strikeouts in six pinch hitting appearances...made nine starts hitting fifth, seven batting sixth and one hitting eighth...made his Major League debut with a start in left field on Aug. 26 at Kansas City and went 2-for-6 with a RBI...singled in the second inning off Brad Keller for his first ML hit and had a RBI single in his next at bat in the third inning for his first RBI...had a career-high four hits Aug. 29 at Kansas City in his fourth big league game...became the first Athletic with a four-hit game before his fifth career game since Doug Jennings went 4-for-4 in his fourth game on April 13, 1988...then went 3-for-3 with a career-high three RBI the next day at New York (AL), giving him in a hit in seven consecutive bats...entered the game in the sixth inning and became the first A's player with at least three hits and three RBI in a game he did not start

since Billy Hitchcock went 4-for-4 with four RBI on Sept. 5, 1951...had 10 hits over his first five games through Aug. 30, which are the most in Oakland history and the most by an Athletic since Spook Jacobs had 10 in his first five games for the 1954 Philadelphia A's...had two triples Sept. 3 against Los Angeles (AL) to tie the Oakland single-game record (12th time, last: Matt Chapman at Texas, July 26, 2018)...it was the first two-triple game in the Coliseum since May 12, 2007 (Josh Barfield, TOR) and the first by an Athletic since Aug. 3, 2002 (Mark Ellis vs. Detroit)...doubled in the seventh inning Sept. 17 against Kansas City but that would be his final hit of the season... finished the season on a 0-for-19 streak...went 0-for-4 with a career-high four strikeouts Sept. 22 against Texas...had made each of his first 16 starts in left field before starting at first base in the final game of the season on Sept. 29 at Seattle...pinch hit for Sean Murphy in the fourth inning of the AL Wild Card game on Oct. 2 against Tampa Bay in Oakland and grounded into a fielders' choice...was named the A's Organizational Hitter of the Year and Most Valuable Player for Las Vegas after hitting a career-high 37 home runs...that was second most in all of minor league baseball to the Diamondbacks Kevin Cron (39)...it tied for third most in Oakland history by a minor leaguer and was two short of the record of 39 by Chris Carter in 2008 and Adam Piatt in 1999...it ranks second all-time in Las Vegas franchise history (44, Phil Hiatt in 2001)...was third in the minors in extra base hits (72) and total bases (286), tied for fifth in runs (101) and sixth in RBI (104)...ranked second in the Pacific Coast League in home runs, extra base hits and total bases, tied for third in runs, fourth in RBI and slugging (.634) and seventh in OPS (.986)...in addition to home runs, he also had career highs in batting (.297), slugging, OPS, runs and extra base hits and matched his best in on-base percentage (.352)...led the A's farm system in runs, home runs, RBI and extra base hits, ranked second in slugging, third in OPS, tied for fifth in doubles (29), sixth in batting and hits (134) and tied for eighth in triples (6)...was 8-for-9 (88.9%) in stolen base attempts...had a .277 batting average with 18 home runs, 59 RBI and an .887 OPS in 73 games at the All-Star Break...then hit .335 with 19 home runs, 45 RBI and a 1.170 OPS in 39 games after the break...hit .308 with a 1.017 OPS against right-handed pitchers compared to .262 with an .889 OPS against left-handers...batted .299 with 19 home runs at home, .295 with 18 home runs on the road...had a .319 batting average and 10 home runs when leading off an inning...hit .279 with runners in scoring position, including .234 with RISP and two outs...started 61 games at first base, 26 at designated hitter, 14 in left field and eight in right field...committed seven errors as a first baseman for a .987 fielding percentage...also had one error as a right fielder...hit .328 as a first baseman, .278 as an outfielder and .238 as the designated hitter...batted clean-up in 103 games but hit in every spot in the order except second and ninth...scored a run in each of his first nine games and batted .382 with 13 runs, four home runs and 15 RBI over that season-opening stretch...capped the streak with his first career three-homer game April 15 against Fresno...also drove in a career-high six runs...homered twice two days later at Sacramento...hit .319 with nine home runs and 23 RBI in 22 games in April...grounded into his third and final double play of the season May 19 at Salt Lake and finished the season with a 77-game streak without a GDP...went 4-for-4 with a walk and two doubles May 27 at Reno...went 0-for-5 with five strikeouts on June 21 against Sacramento...hit .447 with 14 runs, seven doubles, a triple, two home runs and 14 RBI over a 10-game stretch from June 23 to July 2...matched his career high with four hits July 20 at Salt Lake...was named PCL Player of the Week for the week of July 22-28 when he went 12-for-25 (480) with 12 runs scored, eight home runs, 13 RBI and five walks in six games...that included two homer games on July 23 against El Paso and July 27 and 28 at El Paso...homered in four straight games from July 25 to 28...batted .344 with nine home runs and 21 RBI in 23 games in July...it was his highest single-month average in 2019...also walked 13 times for a .425 on-base percentage...then hit .321 with 10 home runs and 27 RBI in 22 games in August...it was the second time in his career he hit 10 or more home runs in a month (12 with Stockton in August of 2017)...went 3-for-4 with a double, two home runs and five RBI Aug. 12 at Omaha...hit safely in each of final nine games with Las Vegas, which was his longest hitting streak of the season... went 15-for-35 (429) with 10 runs, four doubles, three home runs and nine RBI over that stretch, which began on Aug. 16...had his seventh and final multi-homer game of the season Aug. 19 against Reno when he went 2-for-4 with two RBI...was selected by Oakland Aug. 26.

**2018**—Made his Double-A debut at Midland and batted .283 with 14 home runs and 90 RBI in 131 games...had career highs in hits (142) and doubles (38)...led the Texas League and tied for ninth in all of the minors in doubles...also tied for the TL lead in extra base hits (55), ranked second in RBI, tied for second in total bases (228), tied for sixth in hits, tied for eighth in walks (47)



and ninth in slugging (.454)...led the A's farm system in doubles, ranked second in RBI, extra base hits and total bases, fourth in hits, tied for sixth in home runs, seventh in slugging and ninth in batting and runs (.66)...was successful in all five of his stolen base attempts...batted .294 with eight home runs in 337 at bats against right-handed pitchers compared to .261 with six home runs in 165 at bats vs. left-handers...hit .331 with runners in scoring position...batted .328 with a .935 OPS at home compared to .240 with a .664 OPS on the road...started 113 games at first base, seven in right field and four in left field...had three assists in 12 games overall in the outfield...committed 12 errors as a first baseman for a .988 fielding percentage...hit in every spot in the order except first and second and saw his most time with 52 games batting fourth and 46 batting fifth...had his lone two-homer game of the season April 7 against Springfield...had a season-high 11-game hitting streak from April 29 to May 11 (18-for-44, .409)...hit .359 over a 25-game stretch from May 23 to June 20...batted .311 with 23 RBI in 27 games in May and then hit .337 in June...matched his season-high with an 11-game hitting streak from June 11 to 22 (19-for-45, .422)...collected three doubles Aug. 5 against San Antonio and drove in a season-high tying four runs...matched his career high with four hits Sept. 1 against Frisco and had his fifth four-RBI game of the season.

**2017**—Spent the entire season at Single-A Stockton for the second consecutive year and hit .270 with 30 home runs and a career-high 109 RBI in a career-high 135 games...also had career highs in triples (7), at bats (518) and strikeouts (146)...led the California League in home runs, RBI and total bases (262)...the RBI were third most in all of the minors and the home runs tied for 10th...also ranked second in the CL in slugging (.506) and extra base hits (55)...was named to the Cal League Midseason All-Star team...led the A's farm system in total bases, ranked second in home runs, RBI, runs, extra base hits and slugging, tied for third in triples and fourth in hits and walks...hit .355 with 16 home runs and 44 RBI over his final 32 contests...batted .319 with runners in scoring position...started 109 games in right field, 18 at first base and three in center field...had 13 assists in 114 games overall in the outfield...had his first career two-homer game May 14 at Lancaster...his second came on Aug. 8 against San Jose...made his first career appearance as a pitcher on May 19 against Lake Elsinore (0.2 ip, 1 h)...started at designated hitter for the North in the California League All-Star Game on June 20 and went 1-for-4 with a double and a RBI...drove in five runs July 15 against Inland Empire...homed in 10 of his final 15 games beginning Aug. 19 and hit .439 with 10 home runs and 29 RBI over that span...homed in five straight games from Aug. 19 to 24 and four straight from Aug. 31 to Sept. 3...had three five-RBI games over a 10-game stretch in late August...was named Cal League Player of the Week for the week of Aug. 21-27 after going 12-for-24 (.500) with five runs, four home runs, 11 RBI, three walks and a 1.540 OPS in six games...drew a career-high four walks Aug. 30 vs. Visalia...hit .349 with 12 home runs and 38 RBI in 27 games in August...went 3-for-11 (.273) with a double, home run and three RBI in three postseason games for the Ports.

**2016**—Spent the entire season at Single-A Stockton and batted .241 with eight home runs and 53 RBI in 127 games...added career highs in walks (65) and hit by pitches (6) for a .340 on-base percentage...was successful in 13-of-15 (86.7%) stolen base attempts and had a career high in steals...ranked second in the California League in walks and fourth in runs scored (83)...ranked third in the A's organization in runs and fourth in walks...hit .257 against right-handed pitchers, .193 against left-handers...started 78 games in right field, 28 in center field and one in left field...also appeared in one game at first base and one at catcher...had his best single-month batting average of 2016 when he hit .275 in May...scored a minor league career-high four runs June 19 at High Desert...drew a walk in 10 consecutive games from July 2 to 13 (11 walks total)...stole two bases in a game for the only time in his career Aug. 31 against Visalia...had his first career four-hit game Sept. 1 vs. Visalia.

**2015**—Hit .282 with three home runs and 35 RBI in 68 games in his professional debut with the A's affiliate in the Arizona Rookie League and Short Season Single-A Vermont...began the year in the AZL and was transferred to Vermont on June 30...tied for third in the New York-Penn League in doubles (19), tied for fourth in extra base hits (25) and ranked fifth in slugging (.431)...was named to NYPL Midseason All-Star team and went 1-for-2 in a start in center field for the North in the NYPL All-Star Game...made 21 starts in center field, 18 in right field, 14 in left field and seven at

first base...went 1-for-4 with a triple in his debut June 22 against the Giants...hit his first professional home run July 28 at State College, a fifth inning grand slam.

## PERSONAL/MISCELLANEOUS

Seth William Brown was originally signed by A's scout Jim Coffman...is married, Brittaney...graduated from North Medford (Ore.) High School...played collegiately and Linn-Benton (Ore.) Community College and Lewis-Clark State College (Ida.).

### LIFETIME PLAYING RECORD

| Year                       | Club      | AVG.        | G          | AB          | R          | H          | 2B         | 3B        | HR        | RBI        | SH       | SF        | HP        | BB         | SO         | SB        | CS        | OBP         | SLG         | E         |
|----------------------------|-----------|-------------|------------|-------------|------------|------------|------------|-----------|-----------|------------|----------|-----------|-----------|------------|------------|-----------|-----------|-------------|-------------|-----------|
| 2015                       | AZL A's   | .200        | 6          | 20          | 2          | 4          | 1          | 2         | 0         | 0          | 0        | 0         | 0         | 3          | 2          | 0         | 0         | .304        | .450        | 0         |
|                            | Vermont   | .289        | 62         | 239         | 32         | 69         | 19         | 3         | 3         | 35         | 0        | 2         | 1         | 25         | 51         | 6         | 2         | .356        | .431        | 7         |
| 2016                       | Stockton  | .241        | 127        | 453         | 83         | 109        | 21         | 5         | 8         | 53         | 2        | 6         | 6         | 65         | 124        | 13        | 2         | .340        | .362        | 11        |
| 2017                       | Stockton  | .270        | 135        | 518         | 80         | 140        | 18         | 7         | 30        | 109        | 0        | 4         | 1         | 56         | 146        | 7         | 7         | .340        | .506        | 8         |
| 2018                       | Midland   | .283        | 131        | 502         | 66         | 142        | 38         | 3         | 14        | 90         | 0        | 5         | 1         | 47         | 142        | 5         | 0         | .342        | .454        | 12        |
| 2019                       | Las Vegas | .297        | 112        | 451         | 101        | 134        | 29         | 6         | 37        | 104        | 0        | 7         | 4         | 38         | 127        | 8         | 1         | .352        | .634        | 8         |
|                            | OAKLAND   | .293        | 26         | 75          | 11         | 22         | 8          | 2         | 0         | 13         | 0        | 0         | 1         | 7          | 23         | 1         | 0         | .361        | .453        | 0         |
| 2020                       | OAKLAND   | .000        | 7          | 5           | 0          | 0          | 0          | 0         | 0         | 0          | 0        | 0         | 0         | 2          | 0          | 0         | 0         | .000        | .000        | 0         |
| <b>Major League Totals</b> |           | <b>.275</b> | <b>33</b>  | <b>80</b>   | <b>11</b>  | <b>22</b>  | <b>8</b>   | <b>2</b>  | <b>0</b>  | <b>13</b>  | <b>0</b> | <b>0</b>  | <b>1</b>  | <b>7</b>   | <b>25</b>  | <b>1</b>  | <b>0</b>  | <b>.341</b> | <b>.425</b> | <b>0</b>  |
| <b>Minor League Totals</b> |           | <b>.274</b> | <b>573</b> | <b>2183</b> | <b>364</b> | <b>598</b> | <b>126</b> | <b>26</b> | <b>92</b> | <b>391</b> | <b>2</b> | <b>24</b> | <b>13</b> | <b>234</b> | <b>592</b> | <b>39</b> | <b>12</b> | <b>.344</b> | <b>.482</b> | <b>46</b> |

### LIFETIME PITCHING RECORD

| Year | Club     | W | L | ERA  | G | GS | CG | SHO | SV | IP  | H | R | ER | HR | HB | BB | IBB | SO | WP | BK |
|------|----------|---|---|------|---|----|----|-----|----|-----|---|---|----|----|----|----|-----|----|----|----|
| 2017 | Stockton | 0 | 0 | 0.00 | 1 | 0  | 0  | 0   | 0  | 0.2 | 1 | 0 | 0  | 0  | 0  | 0  | 0   | 0  | 0  | 0  |

### CAREER TRANSACTIONS

**2015** — Selected by the Oakland Athletics organization in the 19th round of the First-Year Player Draft.

### WILD CARD RECORD

| Year | Club/Opp.  | AVG. | G | AB | R | H | 2B | 3B | HR | RBI | SH | SF | HP | BB | SO | SB | CS | OBP  | SLG  | E |
|------|------------|------|---|----|---|---|----|----|----|-----|----|----|----|----|----|----|----|------|------|---|
| 2019 | OAK vs. TB | .000 | 1 | 1  | 0 | 0 | 0  | 0  | 0  | 0   | 0  | 0  | 0  | 0  | 0  | 0  | 0  | .000 | .000 | 0 |

### BROWN'S CAREER BESTS

Hits: 4, August 29, 2019 at Kansas City

Home Runs: None

Runs Batted In: 3, August 30, 2019 at New York (AL)

Stolen Bases: None

Hitting Streak: 4 (twice), last: September 11 to 15, 2019

Hitless Streak (At Bats): 24, September 17, 2019 to present

Game Ending RBI: None

Grand Slams: None

Pinch-Hit Home Runs: None

Inside-The-Park Home Runs: None

Lead Off Home Runs: None



**OUTFIELDER**

**Height/Weight:** 6-2 / 209      **Bats/Throws:** Right / Right  
**Birthdate:** February 15, 1989      **Opening Day Age:** 32  
**Birthplace/Resides:** San Jose, California / Scottsdale, Arizona  
**Major League Service:** 5 years, 92 days  
**Obtained:** Acquired from Colorado for Austin House and cash, December 11, 2014  
**Contract Status:** First year of a one-year contract through 2021

[@outtadapakmark](#)   [bigleaguefoodie](#)   [Updated Stats](#)

**CAREER HIGHLIGHTS**

Is a .259 hitter with an .840 OPS, 48 home runs and 143 RBI in 307 games over the last three years after batting .237 with a .700 OPS, 24 home runs and 90 RBI in 197 games over his first three seasons in the majors...has played 354 games in the outfield (157 in left field, 146 in center field, 82 in right field), 116 at first base and four at third base...has been hit by a pitch 53 times in his six seasons, which is tied for sixth most in Oakland history and six short of Sal Bando's Oakland record of 59...has played in all nine of the A's postseason games over the last three years, including eight starts (four in right field, three in left field, one in center field)...missed most of the 2016 season following May 24 hip surgery...led American League rookies and ranked fourth among Major League rookies with 70 RBI in 2015...was acquired by the A's December 11, 2014 from the Rockies, who selected him from the Marlins organization in the Rule 5 draft earlier that day.

**2020 HIGHLIGHTS**

Batted .246 in 59 games but walked 37 times and was hit by a pitch 10 times for a .387 on-base percentage...tied for fourth in the majors in hit by pitches, tied for 12th in walks and ranked 15th in on-base percentage...among players in the West Divisions, he ranked second in hit by pitches, third in walks and fourth in on-base percentage...now has a .393 on-base percentage over the last two years, which is eighth best in the majors...led the A's in runs (32), walks, on-base percentage and sacrifice flies (5) and tied for the team-lead in hits (47), doubles (12), triples (2)...his 10 hit by pitches matched the second highest total of his career and it marked his third consecutive season with 10 or more...had a career-high five sacrifice flies, which tied for second most in the majors...was a perfect 4-for-4 in stolen base attempts and the four stolen bases

were his most since he had seven as a rookie in 2015...hit just five home runs and his average of 38.20 at bats per home run was the highest of his career...however, had 33 RBI and his average of 5.79 at bats per home run was the lowest of his career...tied for ninth in the majors in game winning RBI (6)...batted .333 (14-for-42) with a .982 OPS against left-handed pitchers compared to .221 (33-for-149) with a .741 OPS against right-handers...hit all five of his home runs off righties...four of his five home runs came with runners on base...three came with two outs...hit .302 with runners in scoring position...was 3-for-5 (.600) with a double, two walks, a hit by pitch and nine RBI with the bases loaded...had a .333 batting average and 1.054 OPS in the seventh inning or later, a .212 average and .690 OPS over the first six innings...had the third best on-base percentage in the seventh inning or later in the majors (.479) and the 11th best OPS...hit .188 when leading off an inning...started games at five different positions for the third consecutive season (21 at designated hitter, 15 in left field, 15 in right field, seven in center field, one at first base)...in six seasons with the A's, he has 131 starts in center, 113 in left, 81 at first, 67 in right, 41 at designated hitter and one at third...started games at the same position in more than four consecutive games just twice: had six straight starts at designated hitter from Aug. 29-Sept. 7 followed by six straight in right field from Sept. 8-12...committed one error and it came as a left fielder...the A's were 25-12 (.676) when he started in the outfield, 10-11 (.476) when he started at designated hitter...hit .285 with four of his five home runs and 25 of his 32 RBI in 37 games in the outfield, .179 in 21 games

**OAKLAND A'S  
 CAREER HIT BY PITCH  
 LEADERS**

- 59 Sal Bando
- 57 Reggie Jackson
- 55 Jason Giambi
- 55 Rickey Henderson
- 54 Miguel Tejada
- 53 Mark Canha**
- 53 Carney Lansford

as the DH...started a team-leading 29 games batting fifth...batted .326 with a 1.045 OPS in 16 games hitting cleanup and now has a .304 average and a .991 OPS in 71 career games in the four spot...also hit third (six times), sixth (six times) and seventh (twice).

**OAKLAND:** Was the A's Opening Day starter in left field and hit safely in each of his first four games (5-for-14, .357)...the four-game hitting streak was his longest of the season (also Aug. 12-16 and Aug. 18-21)...then went 10-for-48 (.208) over his next 14 games from July 29 to Aug. 12 but had a .387 on-base percentage...had a career-high tying three walks Aug. 4 against Texas (third time, last: June 30, 2019 at Los Angeles-AL)...went 0-for-4 the next day against the Rangers, snapping a 29-game reaching base streak in the Coliseum dating back to Aug. 1, 2019...hit .376 with a .488 on-base percentage during the streak...had his lone three-hit game of the season Aug. 15 at San Francisco...reached base safely in 15 consecutive games from Aug. 18 to Sept. 7...went 10-for-45 (.222) over that span but had 11 walks and was hit by a pitch four times for a .410 on-base percentage...made 12 of his 15 starts from Aug. 18 to Sept. 7 at designated hitter...had his fifth career walk-off RBI Aug. 23 against Los Angeles (AL) with a sacrifice fly in the bottom of the 10th...it was the first walk-off sacrifice fly by an Athletic since Coco Crisp on Aug. 3, 2012 vs. Toronto...was hitting .290 with three home runs, 20 RBI and a .414 on-base percentage over his first 29 games through Aug. 24...then batted .139 with a home run, six RBI and a .300 on-base percentage over his next 23 contests from Aug. 25 to Sept. 20...started six consecutive games in right field from Sept. 8-12...homered in the second game of the doubleheader Sept. 14 at Seattle to snap a 22-game homerless streak, which was the second longest of his career (35, June 12-Aug. 16, 2015)...made his only start at first base on Sept. 23 at Los Angeles (NL)...then played in the 500th game of his career the next day against the Dodgers...had his third career walk-off home run Sept. 25 against Seattle, his second against the Mariners (Sept. 27, 2017)...it was his second walk-off RBI of the season and the sixth of his career...had a career-high tying four RBI in the final game of the regular season on Sept. 27 against Seattle (fourth time, last: Aug. 31, 2015 vs. Los Angeles-AL)...went 8-for-19 (.421) with a home run, seven RBI and seven walks (.556 on-base percentage) in six games over the final week of the regular season...then started all seven postseason games (four in right field, three in left field) and hit .160 (4-for-25) with a home run and three RBI...went 1-for-10 (.100) in the ALWCS against Chicago and 3-for-15 (.200) in the ALDS against Houston...hit his first career postseason home run in Game 3 of the ALDS.

## CAREER

**2019**— Started games at five different positions and batted a career-high .273 with a career-high 26 home runs and 58 RBI in 126 games...also had career highs in runs (80), walks (67), extra base hits (45), OPS (.913), on-base percentage (.396), slugging percentage (.517), games and strikeouts (107) and matched his best in hits (112) and triples (3)...was hit by a pitch a career-high 18 times, which tied for second in the American League and was fourth most in Athletics history...finished the year with 497 plate appearances, which left him five short of qualifying for the league leaders...based on a minimum of 450 plate appearances, he had the fourth-highest on-base percentage in the AL...started 55 games in center field, 25 in right field, 13 at designated hitter, 11 at first base, eight in left field...the A's had a 75-37 (.670) record with him in the starting lineup, 22-28 (.440) when he didn't start...started nine of the A's 25 games at first base from March 31-April 28 when Matt Olson first went on the IL, eight of the A's 10 games at designated hitter from May 20-31 with Khris Davis injured, 19 of the A's 20 games in right field from July 2-26 while Stephen Piscotty was on the IL and 50 of the A's final 54 games in center field while Ramón Laureano was on the IL and when Laureano moved to right field following his return...batted .297 against right-handed pitchers compared to .221 against left-handers...hit .310 with a 1.035 OPS at home compared to .238 with a .796 OPS on the road...had a .300 batting average and 18 of his 26 home runs with the bases empty...batted .221 with runners in scoring position...hit .232 with a .369 on-base percentage before the All-Star Break, .301 with a .415 on-base percentage after the break...ranked third in the AL in on-base percentage after the break...hit .315 with 12 home runs and 32 RBI in 56 games while playing center field and .300 with seven home runs and 12 RBI in 16 games as the designated hitter...batted .211 with seven home runs and 14 RBI at all other positions...including .125 (1-for-8) with a home run, two RBI, a walk and a hit by pitch as a pinch hitter...committed two errors, both in his 90 games as an outfielder (.990 fielding percentage)...started games at every spot in the order except first, third and ninth...made 40 starts hitting clean-up and a team-leading 37 starts in the five spot...was on the A's Opening Day roster and was batting

.200 with two home runs and four RBI in 18 games when he was placed on the 10-day injured list April 29 with a sprained right wrist...went 1-for-8 (.125) with a double, RBI, sacrifice fly and three strikeouts on a two-game rehab assignment with Triple-A Las Vegas on May 10 and 11 and was reinstated May 13...hit his third career pinch-homer May 21 at Cleveland...homered in three consecutive games for the first time in his career from May 21-24 to start a 15-game streak through June 8 where he batted .319 with five home runs...finished May with seven home runs and 13 RBI in just 16 games...the home runs were his most ever in a month and tied for 10th in the AL in May...committed his first error of the season June 16 against Seattle, which snapped a 152-game errorless streak as an outfielder...the streak was fifth longest in Oakland history by an outfielder at the time...it was his first error since June 1, 2017...had three straight multiple hit games against Chicago July 12-14 to begin post All-Star Break play and batted .331 with 10 home runs, 23 RBI and a 1.009 OPS over a 38-game stretch from July 12 to Aug. 26...had his first career two-homer game July 17 against Seattle...added another on Aug. 25 against San Francisco...was hit by a pitch an Oakland-record-tying two times July 20 at Minnesota...did it again on Sept. 17 against Kansas City...went 3-for-3 with a walk and two stolen bases Aug. 1 against Milwaukee...it was the second two-steal game of his career...that started a season-ending streak where he reached base safely in each of his final 23 home games...went 33-for-83 (.398) with 12 walks and six hit by pitches (.505 on-base percentage) in those games...reached base safely in a career-high 23 consecutive games from Aug. 13 to Sept. 8...hit .318 with a .442 on-base percentage during the streak...had a 10-game hitting streak from Aug. 14 to 26, which fell one short of his career high...went 19-for-42 (.452) with five home runs, 11 RBI, and seven multiple hit games during the streak...was named American League Player of the Week for the week of Aug. 19-25 after going 9-for-19 (.474) with five runs, a double, four home runs, seven RBI and four multiple hit games in five games...it was his first weekly honor...hit .347 with a .434 on-base percentage, .602 slugging percentage and 1.036 OPS in August...the batting average and on-base percentage were the best single-month marks of his career...matched his career high with four strikeouts Sept. 7 against Detroit...then hit .313 with a .429 on-base percentage over his final 18 games...had the game-ending RBI double in the bottom of the 11th inning Sept. 18 against Kansas City...it was his fourth career walk-off RBI (two doubles, two home runs)...started in center field in the Wild Card game on Oct. 2 against Tampa Bay and went 0-for-3 with a walk.

**2018**—Started games at five different positions for the A's and batted .249 with 17 home runs and 52 RBI in 122 games...had a career-high tying 22 doubles...hit .282 with 13 of his 17 home runs against left-handed pitchers compared to .227 against right-handers...tied for second in the American League in home runs against lefties...slugged .604 against lefties, .343 against righties...hit .291 or better in four months (.308 in April, .299 in June, .291 in July, .303 in September) and .183 or lower in the other two (.183 in May, .135 in August)...batted .268 with runners in scoring position but that increased to .375 with RISP and two outs...had a .289 batting average on the road, .202 at home...started games at all three outfield positions (53 in center field, 28 in left field, eight in right field) and also made nine starts at first base and two at designated hitter...did not commit an error in 108 games and 202 total chances overall in the outfield and was one of five qualifying outfielders in the majors to go errorless...the total chances were third most in Oakland history among outfielders with no errors in a season (Javier, 335 in 1995; Crisp, 309 in 2013)...had just one assist in 821.0 innings and his average of 0.01 assists per nine innings was second lowest in Oakland history among outfielders (Crisp, 0 in 900.2 innings in 2014)...hit 11 home runs in 62 games as a center fielder, six home runs in his other 60 games...was 6-for-14 (.429) with a double, two home runs, five RBI and two walks as a pinch hitter...tied for second among AL pinch hitters in hits and home runs, tied for third in RBI and tied for fourth in extra base hits (3)...started games in every spot in the batting order except leadoff...made a team-leading 34 starts batting seventh...began the season at Triple-A Nashville and was 2-for-8 (.250) with a home run and RBI in two games when he was recalled by Oakland April 8...spent the remainder of the season with the A's...finished April with a .308 batting average, four home runs and 11 RBI in 15 games...had a career-high 11-game hitting streak from June 17 to July 3...went 13-for-39 (.333) with four home runs and 11 RBI during the streak...that began a 23-game stretch leading into the All-Star Break where he hit .312 with five home runs and 17 RBI in 23 games...batted .299 in June and .291 in July...hit his first career pinch home run July 14 at San Francisco, a two-run go-ahead home run in the seventh inning of the A's 4-3 win...added his second Sept. 21 against Minnesota a two-run game-tying shot in the bottom of the sixth...stole home for the second time in his career July 31

against Toronto...had no RBI in 57 plate appearances in August, which are the most by an Athletic in the month of August with no RBI since Eddie Joost in 1948 (62 PA)...then hit .303 with three doubles, three home runs and 10 RBI in 18 games in September...had a pinch hit single to lead off the eighth inning Sept. 28 at Los Angeles (AL) for the 70,000th hit in Oakland history...pinch hit in the ninth inning of the Wild Card game at New York on Oct. 3 and struck out.

**2017**—Split his season between Oakland and Triple-A Nashville...hit .208 with five home runs and 14 RBI in 57 games over four stints with the A's in his third season in the majors...also batted .283 with 12 home runs and 50 RBI in 75 games with the Sounds...had 36 hits with Oakland, 19 of which were for extra bases (52.8%)...had a .212 batting average and four of his five home runs against right-handed pitchers, .203 against left-handers...started games at four different positions (16 in center field, 16 in right field, 12 in left field, two at designated hitter)...committed five errors in 53 games as an outfielder and his .953 fielding percentage was the worst among Major League outfielders with 50 or more games...was on the A's Opening Day roster and went 0-for-9 over his first three games before doubling in the sixth inning April 9 at Texas...it was his first hit since April 25, 2016 at Detroit and it snapped a career-high 0-for-25 streak...was optioned to Nashville April 15...was recalled May 9 and went 10-for-21 (.476) over his first seven games...hit his first career walk-off home run May 19 against Boston and it was his second game-ending RBI (double, Aug. 2, 2015 vs. Cleveland)...was optioned to Nashville June 9...was recalled a third time Aug. 2 and went 5-for-16 (.313) in five games before he was optioned to Nashville Aug. 11...stole home Aug. 5 at Los Angeles (AL) to become the first A's player to steal home since Carlos Gonzalez on June 22, 2008 against Florida...was recalled again by Oakland Aug. 25 and spent the rest of the season with the A's...tied an Oakland record when he was hit by a pitch twice Sept. 16 at Philadelphia...hit his second walk-off home run of the season in the A's final home game Sept. 27 against Seattle...it marks the 12th time in Oakland history and the 13th time in Athletics history a player had two or more walk-off home runs in a season...had successful arthroscopic surgery to remove a cyst from his right wrist following the season...the surgery was performed by Dr. Steven Shin at the Kerlan-Jobe Clinic in Los Angeles on Nov. 7...his 75 games with Nashville marked his first minor league action since 2014...hit .298 with 11 of his 12 home runs against right-handed pitching...batted .360 after the break and .388 with runners in scoring position...appeared in 61 games in right field, eight in center field, four at designated hitter and three in left field...committed one error in 71 games overall in the outfield for a .993 fielding percentage...reached base safely in 22 consecutive games from April 22 to June 17...hit just .213 over that stretch but had a .371 on-base percentage...had a 5-for-5 performance against Las Vegas July 25 when he doubled, homered twice and drove in four runs...added his second four-RBI game of the season July 30 against Salt Lake when he connected for a grand slam in the first inning...batted .330 with five home runs and 24 RBI in 26 games in July.

**2016**—Missed nearly the entire season after undergoing surgery on his left hip...appeared in just 16 games and batted .122 with six RBI...collected five hits but three of those were home runs...struck out 20 times in 44 plate appearances...started nine games at five different positions (three at first base, two in right field, two in left field, one at third base, one at designated hitter)...made his first career Opening Day start on April 4 against Chicago (AL) and went 0-for-3...was in a 0-for-14 slump when he was placed on the 15-day disabled list May 10 (retroactive to May 9) with a back strain...had surgery on May 24 at the Steadman Clinic in Vail, Col...the surgery was performed by Dr. Marc Philippon, who took down the CAM and pincer lesion that were causing the hip impingement and also performed a labral repair to Canha's left hip...was transferred to the 60-day DL June 11.

**2015**—Was selected by Colorado in the Rule 5 draft prior to the season and traded to the A's...spent the entire season with Oakland, batting .254 with 16 home runs and 70 RBI in 124 games...led American League rookies and ranked fourth among Major League rookies in RBI...his 70 RBI were eighth most in Oakland history by a rookie...also tied for second among AL rookies in doubles (22), ranked third in runs (61) and extra base hits (41), tied for third in home runs, fourth in hits (112), tied for fourth in total bases (188), fifth in walks (33) and tied for fifth in multiple hit games (28)...batted .271 with 13 of his 16 home runs against right-handed pitching...hit .289 with eight home runs and 35 RBI over his final 47 contests...hit 10 of his 16 home runs in the sixth inning or later...started 57 games at first base, a team-leading 48 in left field and one in



right field...also appeared in one game at third base...did not have an assist in 61 games overall in the outfield, which were the fourth most games played in Athletics history by an outfielder with no assists...went 0-for-11 with six strikeouts and a RBI as a pinch hitter...the 11 at bats tied for fifth most among hitless pinch hitters in Oakland history...began his career by hitting safely in each of his first six games, going 11-for-30 (.367) with seven RBI...the six-game hitting streak was third longest in Oakland history by a player to start his career...went 3-for-5 with two doubles and four RBI in his Major League debut April 8 against Texas...the RBI were second most by an Athletic in his debut since the RBI became an official stat in 1920 (5, Ben Grieve on Sept. 3, 1997 vs. San Francisco)...became the third Major Leaguer with at least three hits, two doubles and four RBI in their debuts (Grieve and Ted Kazanski, PHI on June 25, 1953 vs. Chicago)...became the third Oakland Athletic with three hits in his debut (Grieve and Mike Rouse on June 9, 2006 vs New York-AL) and the third with two or more doubles (Grieve 3 in 1997, Carlos Gonzalez 2 on May 30, 2008 vs. Texas)...had a three-run double off Ross Detwiler in the third inning for his first hit...hit his first big league home run April 10 against Seattle in the second inning off Taijuan Walker...had his first career walk-off RBI Aug. 2 against Cleveland, a two-out double in the bottom of the 10th inning...batted .407 over a 15-game stretch from Aug. 5 to 24...that included his first career four-hit game Aug. 18 against Los Angeles (NL)...matched his career high with four RBI Aug. 23 against Tampa Bay and did it again Aug. 31 against Los Angeles (AL)...finished August with 10 doubles and 21 RBI, which were the best single-month marks of his career...the doubles tied for third in the AL in August and the RBI were the most by an A's rookie in any month since Nick Swisher had 21 in July, 2005...went 3-for-3 with two walks and a hit by pitch Sept. 15 at Chicago (AL) and the six times on base tied the Oakland record for most times on base (H+BB+HBP) in a nine-inning games (seventh time, last: Jack Cust, May 1, 2008 vs. Los Angeles-AL)...is the first Athletic since at least 1914 with at least three hits, two walks and one hit by pitch in a game.

**2014**—Spent the entire season at Triple-A New Orleans where he batted .303 with 20 home runs and 82 RBI in 127 games...added 57 walks for a .384 on-base percentage...ranked sixth in the Pacific Coast League in runs (83), eighth in on-base percentage, ninth in hits (141) and RBI and 10th in total bases (235)...ranked second in the Marlins farm system in home runs, fourth in RBI and seventh in batting...hit .311 against right-handed pitching and .331 with runners in scoring position...appeared in 61 games in left field, 40 at first base and 18 at third base...reached base safely in 30 consecutive games from June 17 to July 21, which tied for the third longest reaching base streak in the PCL in 2014...hit .393 with a .481 on-base percentage during the streak...finished June with a .384 batting average and a .457 on-base percentage in 27 games...then hit .337 with a .421 on-base percentage in 26 games in July...hit .100 with a home run and seven RBI in 17 games for Cibaenas in the Dominican Winter League following the season.

**2013**—Batted .273 with 13 home runs and 58 RBI in 128 games for Double-A Jacksonville...ranked third in the Southern League in doubles (32), sixth in on-base percentage (.371) and extra base hits (47) and 10th in total bases (191)...hit .342 after the All-Star Break and .313 against left-handed pitching...appeared in 111 games at first base and 12 in left field...went 19-for-33 (.576) with eight runs scored, five doubles, three home runs (1.000 slugging percentage), 12 RBI, three walks and a hit by pitch (.622 on-base percentage) during a season-high nine-game hitting streak from July 20 to 29...that included a 5-for-6 performance July 21 at Tennessee...hit .370 with four home runs and 17 RBI in July, his best monthly figures in 2013.

**2012**—Spent the entire season at Single-A Jupiter where he batted .293 with six home runs and 68 RBI in 114 games...tied for the Florida State League lead in sacrifice flies (8), ranked fourth in on-base percentage (.382), eighth in batting, tied for eighth in RBI and tied for 10th in walks (54)...batted .333 with runners in scoring position and .331 against left-handed pitching...appeared in 90 games at first base, 11 at third base and one at catcher...was on the disabled list from May 2 to 16 with a sprained left thumb...started at catcher in the second game of a July 16 doubleheader against Tampa...had a .176 (6-for-34) batting average and four RBI in eight post-season games.

**2011**—Batted .276 in his first full season at Single-A Greensboro...ranked second in the South Atlantic League in home runs (25) and slugging (.529)...led the Marlins farm system in RBI and ranked second in home runs...appeared exclusively at first base on defense (95 games)...was on



the disabled list from May 10 to 24 with a sprained left wrist...had a season-high seven RBI at Hagerstown June 7...went 8-for-31 (.258) with a double, five walks and eight RBI in seven post-season games to help Greensboro to the SAL Championship.

**2010**—Combined for a .243 batting average with four home runs and 10 RBI in 20 games with the Marlins affiliate in the Gulf Coast Rookie League and Short Season Single-A Jamestown... went 1-for-3 in his debut Aug. 15 at the Mets GCL club...hit his first professional home run in his New York-Penn League debut Aug. 22 in the second game of a doubleheader against Auburn.

### PERSONAL/MISCELLANEOUS

Mark David Canha was originally signed by Marlins scout John Hughes...is married, Marci, and has two children, Camila and Sofi...is an avid foodie and regularly documents his food experiences on Instagram @bigleaguefoodie...supports the A's Fitness Sluggers program to promote healthy living and eating...graduated from Bellarmine College Prep where he earned 2007 West Coast Athletic League MVP honors...attended the University of California, Berkeley where he was a two-time All Pac-10 selection...hit .333 with 22 home runs and 118 RBI in his Cal career.

### LIFETIME PLAYING RECORD

| Year                       | Club         | AVG.        | G          | AB          | R          | H          | 2B        | 3B       | HR        | RBI        | SH       | SF        | HP        | BB         | SO         | SB        | CS       | OBP         | SLG         | E         |
|----------------------------|--------------|-------------|------------|-------------|------------|------------|-----------|----------|-----------|------------|----------|-----------|-----------|------------|------------|-----------|----------|-------------|-------------|-----------|
| 2010                       | GCL Marlins  | .176        | 6          | 17          | 3          | 3          | 0         | 0        | 0         | 1          | 0        | 1         | 1         | 2          | 1          | 1         | 1        | .286        | .176        | 0         |
|                            | Jamestown    | .264        | 14         | 53          | 7          | 14         | 3         | 1        | 4         | 9          | 0        | 0         | 6         | 13         | 0          | 0         | 0        | .339        | .585        | 2         |
| 2011                       | Greensboro   | .276        | 107        | 384         | 72         | 106        | 22        | 0        | 25        | 85         | 0        | 7         | 5         | 59         | 85         | 7         | 3        | .374        | .529        | 5         |
| 2012                       | Jupiter      | .293        | 114        | 406         | 65         | 119        | 24        | 3        | 6         | 68         | 1        | 8         | 9         | 54         | 75         | 1         | 3        | .382        | .411        | 10        |
| 2013                       | Jacksonville | .273        | 128        | 425         | 63         | 116        | 32        | 2        | 13        | 58         | 5        | 5         | 15        | 54         | 102        | 6         | 1        | .371        | .449        | 9         |
| 2014                       | New Orleans  | .303        | 127        | 465         | 83         | 141        | 28        | 3        | 20        | 82         | 0        | 7         | 8         | 57         | 112        | 3         | 1        | .384        | .505        | 7         |
| 2015                       | OAKLAND      | .254        | 124        | 441         | 61         | 112        | 22        | 3        | 16        | 70         | 0        | 3         | 8         | 33         | 96         | 7         | 2        | .315        | .426        | 6         |
| 2016                       | OAKLAND      | .122        | 16         | 41          | 4          | 5          | 0         | 0        | 3         | 6          | 1        | 1         | 1         | 0          | 20         | 0         | 1        | .140        | .341        | 1         |
| 2017                       | OAKLAND      | .208        | 57         | 173         | 16         | 36         | 13        | 1        | 5         | 14         | 0        | 1         | 6         | 7          | 56         | 2         | 0        | .262        | .382        | 5         |
|                            | Nashville    | .283        | 75         | 272         | 52         | 77         | 25        | 3        | 12        | 50         | 1        | 3         | 7         | 34         | 62         | 4         | 0        | .373        | .529        | 1         |
| 2018                       | Nashville    | .250        | 2          | 8           | 1          | 2          | 1         | 0        | 1         | 1          | 0        | 0         | 1         | 1          | 0          | 0         | 0        | .333        | .750        | 0         |
|                            | OAKLAND      | .249        | 122        | 365         | 60         | 91         | 22        | 0        | 17        | 52         | 0        | 2         | 10        | 34         | 88         | 1         | 2        | .328        | .449        | 0         |
| 2019                       | OAKLAND      | .273        | 126        | 410         | 80         | 112        | 16        | 3        | 26        | 58         | 0        | 2         | 18        | 67         | 107        | 3         | 2        | .396        | .517        | 2         |
|                            | Las Vegas    | .125        | 2          | 8           | 0          | 1          | 1         | 0        | 0         | 1          | 0        | 1         | 0         | 0          | 3          | 0         | 0        | .111        | .250        | 0         |
| 2020                       | OAKLAND      | .246        | 59         | 191         | 32         | 47         | 12        | 2        | 5         | 33         | 0        | 5         | 10        | 37         | 54         | 4         | 0        | .387        | .408        | 1         |
| <b>Major League Totals</b> |              | <b>.249</b> | <b>504</b> | <b>1621</b> | <b>253</b> | <b>403</b> | <b>85</b> | <b>9</b> | <b>72</b> | <b>233</b> | <b>1</b> | <b>14</b> | <b>53</b> | <b>178</b> | <b>421</b> | <b>17</b> | <b>7</b> | <b>.340</b> | <b>.445</b> | <b>15</b> |

### CAREER TRANSACTIONS

**2010** — Selected by the Florida Marlins organization in the 7th round of the First-Year Player Draft. **2014** — Selected by the Colorado Rockies in the Rule 5 draft, December 11. Traded to the Oakland Athletics for minor league pitcher Austin House and cash considerations, December 11. **2016** — On the disabled list, May 9 to October 6. **2019** — On the injured list, April 29 to May 12; included rehabilitation assignment to Las Vegas, May 10 to 12.

### WILD CARD RECORD

| Year          | Club/Opp.   | AVG.        | G        | AB        | R        | H        | 2B       | 3B       | HR       | RBI      | SH       | SF       | HP       | BB       | SO       | SB       | CS       | OBP         | SLG         | E        |
|---------------|-------------|-------------|----------|-----------|----------|----------|----------|----------|----------|----------|----------|----------|----------|----------|----------|----------|----------|-------------|-------------|----------|
| 2018          | OAK vs. NYY | .000        | 1        | 1         | 0        | 0        | 0        | 0        | 0        | 0        | 0        | 0        | 0        | 0        | 1        | 0        | 0        | .000        | .000        | 0        |
| 2019          | OAK vs. TB  | .000        | 1        | 3         | 0        | 0        | 0        | 0        | 0        | 0        | 0        | 0        | 0        | 1        | 2        | 0        | 0        | .250        | .000        | 0        |
| 2020          | OAK vs. CWS | .100        | 3        | 10        | 1        | 1        | 0        | 0        | 0        | 1        | 0        | 0        | 0        | 2        | 1        | 0        | 0        | .250        | .100        | 0        |
| <b>Totals</b> |             | <b>.071</b> | <b>5</b> | <b>14</b> | <b>1</b> | <b>1</b> | <b>0</b> | <b>0</b> | <b>0</b> | <b>1</b> | <b>0</b> | <b>0</b> | <b>0</b> | <b>3</b> | <b>4</b> | <b>0</b> | <b>0</b> | <b>.235</b> | <b>.071</b> | <b>0</b> |

### DIVISION SERIES RECORD

| Year | Club/Opp.   | AVG. | G | AB | R | H | 2B | 3B | HR | RBI | SH | SF | HP | BB | SO | SB | CS | OBP  | SLG  | E |
|------|-------------|------|---|----|---|---|----|----|----|-----|----|----|----|----|----|----|----|------|------|---|
| 2020 | OAK vs. HOU | .200 | 4 | 15 | 2 | 3 | 0  | 0  | 1  | 2   | 0  | 1  | 0  | 0  | 6  | 0  | 0  | .188 | .400 | 0 |

## CANHA'S CAREER BESTS

**Hits:** 4, August 18, 2015 vs. Los Angeles (NL)

**Home Runs:** 2 (twice), August 25, 2019 vs. San Francisco; July 17, 2019 vs. Seattle

**Runs Batted In:** 4 (four times), last: September 27, 2020 vs. Seattle

**Stolen Bases:** 2 (twice), last: August 1, 2019 vs. Milwaukee

**Hitting Streak:** 11, June 17 to July 3, 2018

**Hitless Streak (At Bats):** 25, April 25, 2016 to April 9, 2017

**Game Ending RBI:** 6, September 25, 2020 vs. Seattle (home run); August 23, 2020 vs. Los Angeles-AL (sacrifice fly); September 18, 2019 vs. Kansas City (double); September 27, 2017 vs. Seattle (home run), May 19, 2017 vs. Boston (home run), August 2, 2015 vs. Cleveland (double)

**Grand Slams:** None

**Pinch-Hit Home Runs:** 3, May 21, 2019 at Cleveland (Trevor Bauer); September 21, 2018 vs. Minnesota (Gabriel Moya); July 14, 2018 at San Francisco (Tony Watson)

**Inside-The-Park Home Runs:** None

**Lead Off Home Runs:** None

### MILESTONES WITHIN REACH

#### Chris Bassitt

Needs 21 games for 100

Needs 34 starts for 100

Needs 101.2 innings for 500

Needs 155 strikeouts for 400

#### Mark Canha

Needs 97 hits for 500

Needs 15 doubles for 100

Needs 28 home runs for 100

#### Matt Chapman

Needs 78 games for 500

Needs 102 hits for 500

Needs 16 home runs for 100

#### Jake Diekman

Needs 38 games for 500

Needs 2 strikeouts for 500

#### Mike Fiers

Needs 3 starts for 200

Needs 10 strikeouts for 1000

#### Adam Kolarek

Needs 57 games for 200

#### Sean Manaea

Needs 3 games for 100

Needs 4 starts for 100

Needs 53 strikeouts for 500

#### Frankie Montas

Needs 30 games for 100

#### Mitch Moreland

Needs 1 run for 500

Needs 32 hits for 1000

Needs 24 home runs for 200

#### Matt Olson

Needs 81 games for 500

Needs 136 hits for 500

Needs 34 doubles for 100

#### Yusmeiro Petit

Needs 63 games for 500

#### Chad Pinder

Needs 133 games for 500

#### Stephen Piscotty

Needs 17 home runs for 100

#### Sergio Romo

Needs 68 games for 800

#### Trevor Rosenthal

Needs 27 games for 400

Needs 10 strikeouts for 500

#### Burch Smith


Needs 29 games for 100

#### Lou Trivino

Needs 50 games for 200

#### J.B. Wendelken

Needs 31 games for 100

**LEFT-HANDED PITCHER****Height/Weight:** 6-2 / 235**Birthdate:** June 17, 1990**Birthplace/Resides:** Kettering, Ohio / Navarre, Ohio**Major League Service:** 6 years, 20 days**Obtained:** Acquired from the Chicago Cubs with cash for Greg Deichmann an Daniel Palencia, July 26, 2021**Contract Status:** First year of a one-year contract through 2021 with a mutual option for 2022[@bigcountry1739](#)[bigcountry1739](#)[Updated Stats](#)**CAREER HIGHLIGHTS**

Has spent seven seasons in the majors with the Arizona Diamondbacks (2014-20) and Chicago Cubs (2020) and has a 3.67 ERA in 341 career appearances...is the only pitcher in the majors to make 70 appearances in each of the last three full seasons from 2017-19...his 240 games pitched dating back to 2017 are tied with Yusmeiro Petit for the most in the majors over that span...was originally drafted by Arizona as a supplemental pick following the first round of the 2011 First-Year Player Draft (43rd selection overall) and was traded to Chicago at the 2020 trading deadline for a player to be named later (infielder Ronny Simon on November 5, 2020)...had an 85-game homerless streak from September 11, 2017-March 29, 2019, the second-longest stretch in Arizona franchise history (95 by Brad Ziegler from 2011-12)...played for Salt River in the Arizona Fall League in 2013.

**2020 HIGHLIGHTS**

Combined to go 1-2 with three holds, one save and a 6.52 ERA in 15 relief outings between Arizona and the Cubs...went 0-1 with one save and a 3.00 ERA in four games with Chicago...was acquired from Arizona Aug. 31 for a player to be named later or cash considerations...at the time, was on the injured list with a left finger sprain, having been placed on the IL Aug. 19...was reinstated Sept. 19 and made his Cubs debut Sept. 20 vs. Minnesota...went 1-1 with an 8.10 ERA in 11 outings with Arizona prior to being sidelined, striking out 10 batters in 6.2 innings pitched...held lefties to a .273 average (6-for-22) and righties to a .278 mark (5-for-18)...earned the save in the final game of the season, Sept. 27 at the White Sox...struck out his only batter faced to preserve a 10-8 victory...made one appearance for the Cubs in the National League Wild Card Series against Miami (0.1 ip).

**CAREER**

**2019**—Set career highs in strikeouts (68), holds (23) and inherited runners (53) for Arizona while he matched his career marks in games (77, also 2018)...went 2-2 with a 3.76 ERA and a .257 opponent batting average...limited the opposition to a .153 average vs. his slider...had a streak of 15 consecutive games without issuing a walk from June 12-July 16, the fourth-longest stretch by a Diamondbacks pitcher since 2014...his 53 inherited runners were tied for third-most in club history with Mike Myers in 2003, behind Randy Choate in 2004 (76) and Dan Plesac in 2000 (55)...stranded 17 straight inherited runners from May 27 to Aug.18, the third-longest streak by a D-back behind Jorge De La Rosa in 2017 (24) and Matt Mantei from 2002-04 (19)..

**2018**—Joined Atlanta's Peter Moylan as the only two pitchers in Major League history to pitch in 75-plus games and not surrender a homer...all told, was 1-6 with a 3.10 ERA in a career-high 77 games for Arizona...struck out 53 in 49.1 innings while allowing 25 walks...recorded a 1.34 WHIP...limited right-handed hitters to a .193 average and a .575 OPS...lefties batted .258 with a .664 OPS...had a 1.52 ERA in 38 road games...held opponents to a .209 batting average away from Chase Field.

**2017**—Made 71 outings for Arizona, going 1-0 with a 3.51 ERA...walked 21 and struck out 61, good for an average of 9.7 strikeouts per 9.0 innings...posted a 0.98 ERA in 22 games from April 30 to June 24...held opponents to a .182 average and struck out 28 in the span...pitched in three

postseason games for the Diamondbacks...was credited with the win in Arizona's 11-8 victory over Chicago in the Wild Card Game (0.1 ip)...also pitched twice in the NLDS against the Dodgers (27.00 ERA).

**2016**—Pitched in 32 games for the Diamondbacks, going 0-1 with a 6.75 ERA...missed time while he was on the disabled list from July 4 to Sept. 6 with left shoulder tendinitis...pitched to a 0.96 ERA in 12 games from April 7-May 1.

**2015**—Tied a D-backs rookie record with 19-straight scoreless appearances from July 10-Aug. 22 (20.1 ip)...after allowing four earned runs in 0.2 innings, April 22 vs. Texas, produced a 1.74 ERA in his next 46 outings from April 26-Aug. 22...opponents batted .222 with a .268 on-base percentage in that stretch.

**2014**—Made his Major League debut with Arizona on August 13 in the second game of a doubleheader at Cleveland...became the second D-backs rookie to throw 5.0 scoreless innings with three hits or fewer in his big league debut (Micah Owins, April 6, 2007 at Nationals)...started the year at the Double-A level with Mobile before he was promoted to Triple-A Reno in mid-May...all told, pitched in three major league contests.

**2013**—Combined for a 13-8 record and a 3.20 ERA in 27 starts between Single-A Visalia and Double-A Mobile...walked 55 and struck out 119...pitched in two games for Salt River in the Arizona Fall League following the season (7.71 ERA)...was a Southern League Midseason All-Star.

**2012**—Spent the entire season with Single-A Visalia, pitching in 30 games (22 starts)...was 6-6 with a 4.93 ERA...named to the California League Midseason All-Star Team.

**2011**—Made his professional debut with the Diamondbacks affiliate in the Arizona Rookie League and pitched in one game (1.0 ip, 1 h, 1 hbp, 2 so).

## PERSONAL/MISCELLANEOUS

Andrew Gregory Chafin was originally signed by Arizona scout Nate Birtwell...is married, Shelbi... has one child, Addilyn...attended Kent State University...missed the 2010 season after undergoing Tommy John surgery on his left elbow...is a 2008 graduate of Collins Western Reserve High School...his No. 17 jersey was retired in January of 2016...threw a no-hitter in his final game... delivered more than 100 bicycles to the Boys & Girls Club of Metro Phoenix in June of 2017...has two quarter horses: Roscoe and Cabella.

## LIFETIME PITCHING RECORD

| Year                       | Club         | W         | L         | ERA         | G          | GS       | CG       | SHO      | SV       | IP           | H          | R          | ER         | HR        | HB       | BB         | IBB       | SO         | WP        | BK       |
|----------------------------|--------------|-----------|-----------|-------------|------------|----------|----------|----------|----------|--------------|------------|------------|------------|-----------|----------|------------|-----------|------------|-----------|----------|
| 2011                       | AZL D-backs  | 0         | 0         | 0.00        | 1          | 1        | 0        | 0        | 0        | 1.0          | 1          | 0          | 0          | 0         | 1        | 0          | 0         | 2          | 0         | 0        |
| 2012                       | Visalia      | 6         | 6         | 4.93        | 30         | 22       | 0        | 0        | 0        | 122.1        | 112        | 74         | 67         | 12        | 2        | 69         | 0         | 150        | 10        | 1        |
| 2013                       | Visalia      | 3         | 1         | 4.65        | 6          | 6        | 0        | 0        | 0        | 31.0         | 32         | 16         | 16         | 1         | 0        | 14         | 1         | 32         | 4         | 1        |
|                            | Mobile       | 10        | 7         | 2.85        | 21         | 21       | 2        | 0        | 0        | 126.1        | 118        | 46         | 40         | 5         | 3        | 41         | 0         | 87         | 12        | 1        |
| 2014                       | Mobile       | 4         | 1         | 1.96        | 9          | 9        | 0        | 0        | 0        | 55.0         | 49         | 14         | 12         | 4         | 1        | 19         | 0         | 41         | 3         | 2        |
|                            | Reno         | 5         | 6         | 5.34        | 17         | 16       | 0        | 0        | 0        | 92.2         | 111        | 62         | 55         | 11        | 2        | 39         | 3         | 73         | 3         | 1        |
|                            | ARIZONA      | 0         | 1         | 3.86        | 3          | 3        | 0        | 0        | 0        | 14.0         | 13         | 6          | 6          | 0         | 1        | 8          | 1         | 10         | 2         | 0        |
| 2015                       | ARIZONA      | 5         | 1         | 2.76        | 66         | 0        | 0        | 0        | 2        | 75.0         | 56         | 23         | 23         | 3         | 1        | 30         | 6         | 58         | 2         | 0        |
|                            | Reno         | 0         | 0         | 0.00        | 1          | 0        | 0        | 0        | 0        | 1.0          | 0          | 0          | 0          | 0         | 0        | 0          | 0         | 1          | 0         | 0        |
| 2016                       | ARIZONA      | 0         | 1         | 6.75        | 32         | 0        | 0        | 0        | 0        | 22.2         | 22         | 18         | 17         | 1         | 1        | 11         | 1         | 28         | 2         | 0        |
|                            | Reno         | 1         | 1         | 1.93        | 7          | 1        | 0        | 0        | 0        | 9.1          | 6          | 3          | 2          | 0         | 0        | 2          | 1         | 8          | 0         | 0        |
|                            | Visalia      | 1         | 0         | 0.00        | 4          | 0        | 0        | 0        | 0        | 4.0          | 0          | 0          | 0          | 0         | 0        | 2          | 0         | 6          | 0         | 0        |
|                            | AZL D-backs  | 0         | 0         | 0.00        | 1          | 1        | 0        | 0        | 0        | 1.0          | 0          | 0          | 0          | 0         | 0        | 0          | 0         | 2          | 0         | 0        |
| 2017                       | ARIZONA      | 1         | 0         | 3.51        | 71         | 0        | 0        | 0        | 0        | 51.1         | 48         | 21         | 20         | 5         | 2        | 21         | 3         | 61         | 1         | 1        |
| 2018                       | ARIZONA      | 1         | 6         | 3.10        | 77         | 0        | 0        | 0        | 0        | 49.1         | 41         | 18         | 17         | 0         | 2        | 25         | 1         | 53         | 3         | 0        |
| 2019                       | ARIZONA      | 2         | 2         | 3.76        | 77         | 0        | 0        | 0        | 0        | 52.2         | 52         | 23         | 22         | 6         | 2        | 18         | 0         | 68         | 2         | 0        |
| 2020                       | ARIZONA      | 1         | 1         | 8.10        | 11         | 0        | 0        | 0        | 0        | 6.2          | 9          | 6          | 6          | 1         | 0        | 4          | 0         | 10         | 0         | 0        |
|                            | CHICAGO (NL) | 0         | 1         | 3.00        | 4          | 0        | 0        | 0        | 1        | 3.0          | 2          | 1          | 1          | 1         | 0        | 1          | 1         | 3          | 0         | 0        |
| <b>Major League Totals</b> |              | <b>10</b> | <b>13</b> | <b>3.67</b> | <b>341</b> | <b>3</b> | <b>0</b> | <b>0</b> | <b>3</b> | <b>274.2</b> | <b>243</b> | <b>116</b> | <b>112</b> | <b>17</b> | <b>9</b> | <b>118</b> | <b>13</b> | <b>291</b> | <b>12</b> | <b>1</b> |

## CAREER TRANSACTIONS

**2011** — Selected by the Arizona Diamondbacks organization as a supplemental pick (43rd overall) following the first round of the First-Year Player Draft. **2016** — On the disabled list, July 4 to September 5; included rehabilitation assignments to the AZL Diamondbacks, August 1 to 3, Visalia, August 4 to 11, and Reno, September 1 to 5. **2018** — On the paternity list, July 31 to August 2. **2020** — On the injured list, August 19 to September 18. Traded to the Chicago Cubs with cash considerations for a player to be named later (minor league infielder Ronny Simon on November 5), August 31. Elected free agency, October 28. **2021** — Re-signed by the Chicago Cubs, February 5. Traded to the Oakland Athletics with cash for outfielder Greg Deichmann and minor league pitcher Daniel Palencia, July 26.

## WILD CARD SERIES RECORD

| Year          | Club/Opp.   | W        | L        | ERA         | G        | GS       | CG       | SHO      | SV       | IP         | H        | R        | ER       | HR       | HB       | BB       | IBB      | SO       | WP       | BK       |
|---------------|-------------|----------|----------|-------------|----------|----------|----------|----------|----------|------------|----------|----------|----------|----------|----------|----------|----------|----------|----------|----------|
| 2017          | ARI vs. COL | 1        | 0        | 0.00        | 1        | 0        | 0        | 0        | 0        | 0.1        | 0        | 0        | 0        | 0        | 0        | 0        | 0        | 0        | 0        | 0        |
| 2020          | CHI vs. MIA | 0        | 0        | 0.00        | 1        | 0        | 0        | 0        | 0        | 0.1        | 0        | 0        | 0        | 0        | 0        | 0        | 0        | 0        | 0        | 0        |
| <b>Totals</b> |             | <b>1</b> | <b>0</b> | <b>0.00</b> | <b>2</b> | <b>0</b> | <b>0</b> | <b>0</b> | <b>0</b> | <b>0.2</b> | <b>0</b> | <b>0</b> | <b>0</b> | <b>0</b> | <b>0</b> | <b>0</b> | <b>0</b> | <b>0</b> | <b>0</b> | <b>0</b> |

## DIVISION SERIES RECORD

| Year | Club/Opp.   | W | L | ERA   | G | GS | CG | SHO | SV | IP  | H | R | ER | HR | HB | BB | IBB | SO | WP | BK |
|------|-------------|---|---|-------|---|----|----|-----|----|-----|---|---|----|----|----|----|-----|----|----|----|
| 2017 | ARI vs. LAD | 0 | 0 | 27.00 | 2 | 0  | 0  | 0   | 0  | 0.1 | 2 | 1 | 1  | 0  | 0  | 0  | 0   | 0  | 0  | 0  |

## CHAFIN'S CAREER BESTS

**Low Hit Complete Game:** None

**Innings Pitched:** 6.0, September 17, 2014 vs. San Francisco. As reliever: 3.0 (twice), last: June 21, 2015 vs. San Diego

**Strikeouts:** 5 (twice), last: May 6, 2017 at Colorado

**Pitches:** 101, August 13, 2014 at Cleveland. As reliever: 56, April 28, 2015 vs. Colorado

**Longest Winning Streak:** 5, April 28 to July 3, 2015

**Longest Losing Streak:** 6, June 29, 2018 to July 20, 2019

**Longest Scoreless Streak:** 20.1, July 10 to August 22, 2015



### THIRD BASEMAN

**Height/Weight:** 6-0 / 215

**Bats/Throws:** Right / Right

**Birthdate:** April 28, 1993

**Opening Day Age:** 27

**Birthplace/Resides:** Victorville, California / Trabuco Canyon, California

**Major League Service:** 3 years, 109 days

**Obtained:** Selected in the 1st round of the 2014 First-Year Player Draft

**Contract Status:** First year of a one-year contract through 2021

[@mattchap6](#) [matthewchapman26](#) [Updated Stats](#)

### CAREER HIGHLIGHTS

The A's first round selection (25th pick overall) in the 2014 draft made his Major League debut with Oakland in 2017 and is a .255 hitter with 84 home runs and 224 RBI in 422 games in four seasons with the A's...is a two-time American League Gold Glove winner at third base (2018-19), a two-time AL Platinum Glove winner (2018-19) and the 2018 Wilson Defensive Player of the year...has played 421 career games at third base, which is fifth most in Oakland history...was named to his first American League All-Star team in 2019 and also participated in the Home Run Derby...was the third baseman on *Baseball America's* All-Rookie Team in 2017...was named Texas League Player of the Year in 2016 at Double-A Midland after leading the league in runs (78), home runs (29) and slugging (.521)...hit 36 home runs overall, which ranked third in all of minor league baseball...was rated by *Baseball America* as the A's fourth-best prospect following the 2014 season and third best after 2015 and 2016.

### 2020 HIGHLIGHTS

Was batting .232 with 10 home runs and 25 RBI in 37 games before going on the injured list Sept. 12 with a strained right hip...underwent surgery that day and missed the remainder of the season...his batting average was the lowest of his four seasons as was his .276 on-base percentage...however, 21 of his 33 hits (63.6%) were for extra bases and his .535 slugging percentage was the best of his career...has finished with more extra base hits than singles in three of his four seasons and 207 of his 398 career hits (52.0%) are extra base hits...reached double figures in home runs for the fourth consecutive season and joins Bob Johnson (1933-36), Sam Chapman (1938-41) and Hector Lopez (1955-58) as the only players in Athletics history with at least 10 home runs in each of their first four seasons in the majors...averaged 14.20 at bats per home run and 5.68 at bats per RBI, both of which were the best marks of his career...walked just eight times and had 54 strikeouts in 152 plate appearances...his average of 2.81 plate appearances per strikeout was the lowest mark in Athletics history among players with at least 150 plate appearances and his mark of 0.15 walks per strikeout was sixth lowest...batted .195 with a home run and three RBI over his first 10 games through Aug. 3, .289 with eight home runs and 19 RBI over a 19-game stretch from Aug. 4 to 23 and .120 with one home run, three RBI and 17 strikeouts over his final eight games...hit .240 (29-for-121) with nine of his 10 home runs and 23 of his 25 RBI against right-handed pitching compared to .190 (4-for-21) against left-handers...slugged .562 against righties, .381 against lefties...eight of his 10 home runs were solo shots...batted .273 with seven of his 10 home runs and a .975 OPS in Oakland, .185 with a .617 OPS on the road...hit .284 during the day, .187 at night...had a .313 batting average with runners in scoring position and two outs...batted .268 against American League West competition, .156 against the National League West...was 5-for-30 (.167) when leading off an inning and four of the hits were home runs...started 35 games at third base and committed five errors, which tied for second most among third basemen in the West divisions...his .944 fielding percentage at third was a career-low...also started one game at shortstop, which was his first career appearance at a position other than third base...has never pinch hit or played designated hitter...hit .203 in a team-leading 19 starts batting third in the order...had a .295 batting average in 15 starts hitting clean-up...also started one game each in the two and five spots in the order.

**OAKLAND:** Made his third consecutive Opening Day start at third base July 24 against Los Angeles (AL)...is the first Athletic to make three straight Opening Day starts at third base since Eric Chavez had nine straight from 1999-2007...got off to a slow start as he was batting .196 with two home runs and four RBI over his first 13 games through Aug. 6...then hit .303 with eight doubles, a triple, seven home runs, 18 RBI and a .773 slugging percentage over a 16-game stretch from Aug. 7 to 23...had an Oakland record streak of eight consecutive home games with an extra base hit from Aug. 7 to 23 (previous: 7 by Coco Crisp in 2013 and Tony Phillips in 1985)...hit .394 with five doubles and five home runs over that span...homed in three straight games for the third time in his career Aug. 8-10 (four home runs total)...had a career-high 11 total bases Aug. 10 at Los Angeles (AL) and matched his highs with two home runs (fifth time), six RBI (also June 30, 2019 at LAA), three runs scored (10th time) and three extra base hits (seventh time)...also tripled to become the first player in Athletics history with at least two home runs, a triple and six RBI in a game...went 1-for-3 with no strikeouts Aug. 19 against Arizona to snap a season-opening streak of 24 consecutive games with at least one strikeout...set an Athletics record for consecutive games with a strikeout by a non-pitcher, breaking the previous mark of 22 set by Khris Davis (Aug. 11-Sept. 5, 2017)...became the second player in Major League history with at least one strikeout in each of his team's first 24 games of the season (Adam Dunn, 32 games with CWS in 2012)...had his second two-homer game of the season and the sixth of his career Aug. 20 against Arizona...went 3-for-25 (.120) with a home run, three RBI and 17 strikeouts over his final eight games beginning Aug. 24...made his first Major League appearance at shortstop when he started the second game of the Aug. 29 doubleheader at Houston following the injury to Marcus Semien...had 10 games, including eight starts at shortstop in the minors, all in 2016 with Double-A Midland (last on June 13, 2016 at Frisco)...had eight doubles, a triple, nine home runs and 22 RBI in 25 games in August...tied for third in the majors in extra base hits in August (18), tied for 10th in RBI and tied for 11th in doubles and home runs...the RBI were his most ever in a month and the home runs matched his most (Aug. 2018)...the extra base hits were second most in Oakland history in August to the record of 22 that he set in 2018...is now a .278 career hitter in August with 38 doubles, two triples, 29 home runs and 68 RBI in 107 games...has no more than 13 home runs in any other month...was batting .252 with 10 home runs and 25 RBI in 34 games when the A's season was halted Aug. 30 following a positive Covid-19 test...play resumed on Sept. 4 and he went 0-for-11 with 10 strikeouts in a three-game series against San Diego from Sept. 4-6...the strikeouts are the most in Oakland history over a three-game span and he fanned in each of his final seven plate appearances...tied an Oakland single-game record with five strikeouts on Sept. 5 (eighth time, last: Dustin Fowler at Houston, July 9, 2018) and a two-game record with eight strikeouts on Sept. 4 and 5 (fourth time, last: Seth Smith, May 1-3, 2013)...would not play again following the Padres series as he underwent surgery on his right hip Sept. 12...the surgery was performed by Dr. Marc Philippon in Vail, Col. at the Stedman Clinic.

## **CAREER**

**2019**—Had career highs in runs (102), home runs (36), RBI (91), walks (73) and extra base hits (75) in his third season in the majors...won his second consecutive Rawlings Gold Glove for American League third basemen, his second straight Wilson Defensive Player of the Year for Major League third basemen and his second straight AL Platinum Glove Award...tied for sixth in the AL in extra base hits and tied for seventh in home runs and games played (156)...set an Athletics record for home runs by a third baseman, breaking the previous mark of 32 by Eric Chavez in 2001...led AL third basemen and ranked fourth among Major League third basemen in home runs...was second among AL third basemen in RBI...scored 100 runs in 2018 and is the fifth player in Oakland history with two seasons of 100 or more runs (Henderson 7, Tejada and Giambi 3, Canseco 2)...his 75 extra base hits tied for ninth most in Oakland history...his 36 home runs are third most in Athletics history by a player in his first three seasons in the majors behind Mark McGwire (49 in 1987) and Reggie Jackson (47 in 1969)...17 of his 36 home runs came in the seventh inning or later, which was the most in the AL, tied for second in the majors and second most in Oakland history to Khris Davis' 19 last year...was fourth in the AL in RBI in the seventh or later...17 of his home runs put the A's ahead, which was second most in the AL...ranked 10th in the AL in game-winning RBI (13) and tied for 10th in go-ahead RBI (23)...had 36 doubles and joins Marcus Semien as the first Athletics with at least 30 doubles and 30 homers in a season since 2002 when both Eric Chavez and Miguel Tejada did it...75 of his 145 hits (51.7%) went for extra bases...also had career highs in hit by pitches (11), sacrifice flies (3), games (156), at bats (583)



and strikeouts (147) and matched his high in stolen bases (1)...tied with Olson for the team-lead in home runs and led the club in strikeouts...batted .249 with an .848 OPS...was named to his first AL All-Star team and also participated in the Home Run Derby...finished sixth in AL MVP voting after placing seventh in 2018...led ML third basemen in fielding percentage (.981), total chances (466), putouts (146) and defensive runs saved (18) and his 311 assists were second to the Rockies Nolan Arenado (337)...led all players, regardless of position, in ultimate zone rating (14.8)...was second among AL third basemen in double plays (27)...his fielding percentage was second best in Oakland history by a third baseman to Eric Chavez (.987 in 2006) and third in Athletics history (Hank Majeski, .988 in 1947)...ranked fourth in Oakland history in putouts, fifth in games (156), seventh in total chances and eighth in assists...had the most games by an A's third baseman since Sal Bando had 160 in 1975 and the most putouts since Bando had 158 in 1970...his 146 putouts were the most by a ML third baseman since Ryan Zimmerman had 152 for Washington in 2006 and the most by an AL third baseman since Gary Gaetti also had 146 in 1985 for Minnesota...was named best third baseman in the Fielding Bible Awards for the second consecutive season...batted .254 with an .848 OPS against right-handed pitchers compared to .234 with an .848 OPS against left-handers...hit .263 with 21 of his 36 home runs and a .926 OPS at home, .235 with a .770 OPS on the road...tied for the AL lead in home runs at home...hit .296 with runners in scoring position but that mark dropped to .200 with RISP and two outs...was batting .268 with 21 home runs and 52 RBI in 89 games before the All-Star Break...then hit .222 with 15 home runs and 39 RBI in 67 games after the break...entered the season with a .236 career average before the break, .280 after the break...batted .230 with 19 home runs and 55 RBI over innings 1-6 and .293 with 17 home runs and 36 RBI in the seventh inning or later...hit safely in each of his five games against Cleveland (7-for-22, .318) and has now hit safely in all 11 of his career games against the Indians...is 18-for-43 (.419) with 12 runs, six doubles, a triple, four home runs and eight RBI (.884 slugging percentage, 1.363 OPS)...averaged 4.19 pitches per plate appearance, which was sixth most in the AL...made a team-leading 88 starts hitting second and also had 64 starts batting third...made his second consecutive Opening Day start at third base on March 20 against Seattle in Tokyo and had a double, home run and three RBI...homed in the A's 1-0 win over Boston April 2 to become the first player in Athletics history to hit a first inning home run in a 1-0 victory...had six putouts the next day against the Red Sox to set an Oakland record for putouts in a nine-inning game by a third baseman...the last Athletic to do it was Joe Burns on Aug. 2, 1944 at Chicago...was batting .306 with nine home runs and 22 RBI over his first 35 games through May 4...was 0-for-4 with four strikeouts May 7 against Cincinnati...had his first career game-ending RBI May 10 against Cleveland, a walk-off home run off Brad Hand to lead off the 12th...it was the third time he was at the plate for a walk-off (single and error on July 22, 2018; wild pitch on Sept. 22, 2018)...homed in a career-high tying three consecutive games from May 25-27...had a season-best nine-game hitting streak from June 14 to 22 (14-for-34, .412)...that began a 25-game stretch where he hit .366 with 22 runs, 11 doubles, two triples, six home runs, 23 RBI and 13 walks (.443 obp, .770 slug, 1.164 OPS)...hit his second career walk-off home run June 20 against Tampa Bay, a three-run shot off Diego Castillo...had a career-high 41-game errorless streak from June 23 to Aug. 15...had a career-high six RBI June 30 at Los Angeles (AL) when he went 3-for-5 with a double, triple and home run...became the 10th player in Oakland history to fall a single short of the cycle (last: Canha, May 19, 2017)...drove in five runs nine games later against Seattle on July 16...was named to his first AL All-Star team June 30...finished second on the Player Ballot to Alex Bregman, who was voted in by the fans...walked in his only at bat in the All-Star Game July 9 at Cleveland and also scored a run...is the fifth third baseman in Oakland history to be named to the All-Star team (Bando, 1969, 72-74; Gross, 1977; Lansford, 1988; Donaldson, 2014)...also participated in the Home Run Derby on July 8 and hit 13 home runs in a first round loss to Vladimir Guerrero, Jr. (29)...had back-to-back two-homer games Aug. 14 at San Francisco and Aug. 15 against Houston, the third and fourth multi-homer games of his career...it marks the 12th time in Oakland history a player had back-to-back multi-homer games...the last was Khris Davis (April 10-11, 2019)...scored three runs in each of those two games, marking the 16th time in Oakland history a player scored three or more runs in back-to-back games (last: Ben Zobrist, June 14-15, 2015)...collected his 100th career double Aug. 31 at New York (AL)...started at third base in the AL Wild Card Game on Oct. 2 against Tampa Bay and went 1-for-3 with a walk.

**2018**—Was one of the top fielders in the game and one of the top hitters in the game after the All-Star Break...earned the American League Gold Glove for third basemen after leading all Major

League fielders with 29 defensive runs saved and topping ML third basemen in total chances (484) and assists (331)...also won the Platinum Glove for all AL fielders and was named Defensive Player of the Year by Wilson...hit .309 with 14 home runs, 39 RBI and a .961 OPS in 64 games after the break after batting .250 with 10 home runs, 29 RBI and a .776 OPS in 81 games before the break...led the majors in doubles after the break (25) and led the AL in runs (52) and extra base hits (42)...also ranked third in the AL in hits (80) and OPS (.961), fifth in slugging (.591), seventh in batting and tied for ninth in home runs and RBI...the 25 doubles set an Oakland post-break record and were the most since Ferris Fain had 26 in 87 games in 1952...the 42 extra base hits tied the Oakland record at the time...overall, hit .278 with 24 home runs and 68 RBI in 145 games...tied for seventh in the AL in doubles (42), tied for eighth in triples (6), ranked ninth in OPS (.864) and 10th in runs (100) and extra base hits (72)...finished seventh in AL MVP voting and was one of seven players to be named on all 30 ballots...led the A's in batting, on-base percentage, runs, doubles and triples...became the first Athletic to score 100 runs since Nick Swisher had 106 in 2006...hit .274 with 20 of his 24 home runs against right-handed pitchers, .288 against left-handers...batted .311 with 16 of his 24 home runs and a .984 OPS on the road...ranked third in the AL in OPS on the road and eighth in batting...11 of his 24 home runs and 35 of his 68 RBI came with two strikes...tied for eighth in the AL in two-strike home runs and tied for ninth in RBI...in addition to leading ML third basemen in total chances and assists, he ranked second in putouts (133) and third in double plays (37) and games (145)...his 20 errors were second most (Devers, BOS 24)...the total chances were second most in Oakland history to the record of 523 set by Sal Bando in 1969...the assists and double plays ranked third and the errors tied for sixth most...made a team-leading 60 starts batting second where hit .291 with 12 home runs and 35 RBI...hit .359 with a 1.074 OPS against AL Central teams...had the ninth most grounded into double plays in the AL (18)...made his first career Opening Day start March 29 against Los Angeles (AL) and became the A's fifth different Opening Day starter at third base in the last five years (Plouffe, Valencia, Lawrie, Donaldson)...had a career-best streak of five consecutive multiple hit games from April 2-6...was batting .358 with five home runs and 12 RBI over his first 14 games through April 13...singled in the second inning May 27 to snap a career-high 0-for-17 streak (previous: 15, April 28-May 3)...had a career-high 18-game homerless streak from June 12 to July 22...tied an Oakland record June 12 against Houston with three doubles and did it again Aug. 13 against Seattle...is the third player in Oakland history with two three-double games in a season (Rudi, 1974; Grieve, 1998)...had his consecutive games played streak of 149 end on June 15...was placed on the 10-day disabled list June 16 retroactive to June 15 with a right thumb contusion...had a one-game rehab assignment with Single-A Stockton on July 2, was reinstated July 3 and hit .300 with 14 home runs, 42 RBI and a .921 OPS over his final 76 games...went 4-for-4 with two doubles, a walk and a stolen base July 7 at Cleveland...it was his first career four-hit game, his first stolen base and the first time he reached base safely five times in a game...reached base safely in a career-high 30 consecutive games from July 11 to Aug. 17...hit .342 with a .415 on-base percentage and .658 slugging percentage during the streak, which was the longest by an Athletic since Jack Cust had a 39-game streak from Aug. 26, 2008-April 18, 2009...had his first career four-RBI game July 23 at Texas...tied an Oakland record with two triples July 26 at Texas...also homered to join Adam Piatt (April 30, 2000 vs. Minnesota) as the only players in Oakland history to homer in a two-triple game...23 of his 33 hits from July 26 to Aug. 24 were for extra bases (13 doubles, three triples, seven home runs)...had a career-high and A's season-high tying 14-game hitting streak from July 31 to Aug. 17...hit .328 with 12 runs, eight doubles, a triple, three home runs and nine RBI during the streak...batted .322 in July...had his only two-homer game of the season and the second of his career Aug. 26 at Minnesota...batted .319 with 22 runs, 12 doubles, one triple, nine home runs and 18 RBI in 27 games in August...led the majors with 22 extra base hits, which match the most by an Athletic in August (Bob Johnson, 1938)...it was the second-highest total in any month in Oakland history to Reggie Jackson's 24 in June of 1969...tied for the Major League lead with 12 doubles, which fell one short of the Oakland record for August (13, Lowrie in 2013)...tied for third in the AL in home runs, which also fell one short of the Oakland record of 10 (Davis in 2018, Chavez in 2002, Brosius in 1995)...had seven doubles over a 10-game stretch from Sept. 3 to 14...went 1-for-5 in a start at third base in the Wild Card game at New York on Oct. 3...had surgery on his right thumb following the season...Dr. Steven Shin performed an ulnar sided sesamoid bone excision along the right thumb at the Cedars-Sinai Kerlan-Jobe Institute in Los Angeles on Oct. 16...also had surgery on his left shoulder two months later...Dr. William Workman performed a distal clavicle resection procedure at the Bass Surgical Center in Walnut Creek, Calif. on Dec. 14.

**2017**—Was selected from Triple-A Nashville June 15 and started 83 of the A's 84 games at third base while on the active roster following his promotion (had a 14-day stint on the DL)...led Major League rookies in doubles (21) and extra base hits (37) after the All-Star Break and ranked third among American League rookies in runs (37), home runs (14) and RBI (37)...batted .234 with 14 home runs and 40 RBI in 84 games overall in his ML debut...ranked sixth among AL rookies in walks (32), seventh in doubles (23), eighth in extra base hits (39), ninth in total bases (137), 10th in home runs and tied for 10th in RBI...was the third baseman on *Baseball America's* All-Rookie Team...had 68 hits, 39 of which went for extra bases (57.4%)...that was the second highest percentage of hits going for extra bases in Athletics history among players with 250 or more plate appearances (59.8%, McGwire in 1995)...turned 34 double plays in 84 games as a third baseman, which ranked fourth among AL third basemen...they were the most in ML history among third basemen with fewer than 100 games played...averaged 3.57 total chances per nine innings, which is the best mark in Oakland history by a third baseman with 40 or more games played...committed 13 errors, which tied for sixth most among AL third basemen...his 83 starts were the most by an A's rookie third baseman since Eric Chavez had 98 in 1999...hit .197 against a pitcher the first time he saw him in a game, .309 after that...was selected from Nashville June 15 and made his ML debut that night against New York (AL)...went 0-for-3 with two walks...collected his first big league RBI on a second inning ground out against the Yankees on June 16...then had the game-winning two-run single in the bottom of the eighth inning off Jonathan Holder for his first hit...started all four games at third base in the series against New York and went 3-for-14 (.214) with three RBI and seven strikeouts before he was placed on the 10-day disabled list June 22 retroactive to June 19 with left knee cellulitis...was reinstated July 3...hit his first Major League home run July 15 off Corey Kluber, a solo blast in the third inning...added his second home run in the eighth inning and the two-homer game came in the 13th game of his career...at the time, the only other player in Oakland history with a two-homer game that early in his career is Mitchell Page, who did it in his sixth game on April 13, 1977...batted .277 with 15 RBI in 27 games in August...added 10 doubles and four home runs for a .511 slugging percentage...tied for third in the AL in doubles in August...was ejected from the game in the fourth inning Sept. 6 by home plate umpire Mike Everitt...hit .257 with 16 home runs and 30 RBI in 49 games with Nashville...added six doubles and two triples for a .589 slugging percentage...the home runs were tied for third most in the Pacific Coast League and tied for fifth in all of the minor leagues at the time of his June 15 promotion to Oakland...also ranked fifth in the PCL in slugging...hit .304 with 11 home runs and 19 RBI over his final 28 games...hit .320 against left-handed pitching, .338 in the sixth inning or later and .417 with a .475 on-base percentage when leading off an inning...was on the disabled list from April 8 to 21 with a sprained left wrist...had two home runs May 2 at Round Rock...homed in three straight games from May 16-18 and had six home runs over a 10-game span from May 16-25...batted .272 with 11 home runs and 20 RBI in 29 games in May...the home runs led all of minor league baseball...hit safely in each of his final 11 Triple-A games beginning June 2...went 14-for-42 (.333) with five home runs and 10 RBI during the streak.

**2016**—Was named Texas League Player of the Year after batting .244 with 29 home runs and 83 RBI in 117 games with Double-A Midland...led the league in runs (78), home runs, slugging percentage (.521), extra base hits (59) and strikeouts (147), ranked second in RBI, tied for third in walks (59) and tied for fourth in total bases (228)...was named to the TL Midseason and Post-season All-Star teams and was a *Baseball America* Double-A All-Star...was promoted to Triple-A Nashville in mid-August and hit .197 with seven home runs and 13 RBI in 18 games with the Sounds...combined to hit .237 with 36 home runs and 96 RBI in 135 games...the home runs were third most in all of minor league baseball behind Dylan Cozens (40) and Rhys Hoskins (38) of the Phillies organization...also tied for fourth in the minors in extra base hits (68), ranked sixth in total bases (267) and tied for 10th in RBI...led the A's farm system in home runs, RBI, runs (92), extra base hits and total bases, ranked second in slugging (.519) and third in walks (68)...hit 21 home runs and drove in 60 runs over his final 67 contests...batted .282 with a .709 slugging percentage against left-handed pitching compared to .225 and .468 against right-handers...led TL third basemen in fielding (.971), total chances (342), putouts (87), assists (245) and double plays (41)...overall, he appeared in 118 games at third base and 10 at shortstop...committed 11 errors as a third baseman (.973 fielding percentage) and five as a shortstop (.911)...was rated as the A's No. 3 prospect by *Baseball America* following the season...went 3-for-4 with two home runs and five RBI April 17 against Northwest Arkansas...it was his first of five multi-homer games...went

4-for-8 in a 15-inning game on May 17 against Frisco...started at third base for the South Division All-Stars in the Texas League All-Star Game on June 28 at Springfield and went 0-for-2 with a walk...went 4-for-5 with three doubles and four RBI on July 19 against Corpus Christi...hit .342 with seven home runs and 22 RBI over his final 20 games with Midland...finished July with 27 RBI in 29 games...had two home runs and a season-high six RBI Aug. 6 against Corpus Christi...was named TL Player of the Week Aug. 15 after going 7-for-22 (.318) with three doubles, three home runs and eight RBI in six games during the week of Aug. 8-14...was promoted to Nashville Aug. 17...combined in the month of August for nine home runs and 24 RBI in 28 games...hit three home runs Sept. 3 at New Orleans...went 2-for-14 (.143) with three walks in four postseason games for Nashville.

**2015**—Spent the entire season at Single-A Stockton but appeared in just 80 games due to two stints on the disabled list...batted .250 with 23 home runs and 57 RBI...despite the limited playing time, he led the A's farm system in home runs and tied for seventh with 47 extra base hits...tied for seventh in the California League in home runs for the season but his 23 home runs were the most in the league from May 7 to Aug. 3 (between his two stints on the DL)...appeared exclusively at third base on defense where he committed 19 errors in 77 games for a .922 fielding percentage...began the season on the DL with a strained left knee and was reinstated May 7...connected for his lone two-homer game of the season May 31 against Lake Elsinore...had his best month in July when he hit .280 with 10 doubles, a triple, 10 home runs and 22 RBI in 29 games...slugged .673...tied for the lead in all of minor league baseball in July home runs (Adam Duvall, Louisville) and tied for second in extra base hits (21)...was placed on the DL a second time Aug. 4 with a left wrist contusion...was reinstated Sept. 2 and went 0-for-11 over his final three games...was not on the Ports postseason roster...was rated as the A's third-best prospect by *Baseball America* following the season.

**2014**—Spent most of his first professional season at Single-A Beloit of the Midwest League where he batted .237 with five home runs and 20 RBI in 50 games...also appeared in three games with the A's affiliate in the Arizona Rookie League and one with Double-A Midland and hit .246 in 54 games overall...appeared exclusively at third base on defense where he committed 12 errors in 41 games for a .910 fielding percentage...went 2-for-5 with a double in his professional debut with the A's affiliate in the Arizona Rookie League on June 20 against the Angels...was transferred to Beloit June 23 and hit his first professional home run June 29 against Kane County...was on the disabled list from July 17 to 24 with a left hip contusion...hit his first career grand slam Aug. 22 against Quad Cities and had a season-high six RBI...was sent to Midland Sept. 1 and went 0-for-3 in his only game that day at Frisco...then batted .310 with two home runs and four RBI in eight postseason games to help the RockHounds to the Texas League Championship...was rated as the A's fourth-best prospect by *Baseball America* following the season.

## PERSONAL/MISCELLANEOUS

Matthew James Chapman was originally signed by A's scout Eric Martins...graduated from El Toro (CA) High School...attended Cal State Fullerton...was All-Big West Honorable Mention as a freshman, Second Team as a sophomore and First Team as a junior...was a *Baseball America* and Louisville Slugger Third-Team All-American as a junior.

### ATHLETICS HOME RUN DERBY PARTICIPANTS

|      |                                     |      |                               |
|------|-------------------------------------|------|-------------------------------|
| 2019 | Matt Chapman                        | 1996 | Mark McGwire                  |
| 2014 | *Yoenis Céspedes and Josh Donaldson | 1994 | Ruben Sierra                  |
| 2013 | *Yoenis Céspedes                    | 1992 | *Mark McGwire                 |
| 2001 | Jason Giambi                        | 1990 | Mark McGwire and Jose Canseco |
| 1999 | John Jaha                           | 1987 | Mark McGwire                  |
| 1997 | Mark McGwire                        | 1986 | Jose Canseco                  |

\*indicates winner

## LIFETIME PLAYING RECORD

| Year                       | Club          | AVG.        | G          | AB          | R          | H          | 2B         | 3B        | HR        | RBI        | SH       | SF       | HP        | BB         | SO         | SB       | CS       | OBP         | SLG         | E         |
|----------------------------|---------------|-------------|------------|-------------|------------|------------|------------|-----------|-----------|------------|----------|----------|-----------|------------|------------|----------|----------|-------------|-------------|-----------|
| 2014                       | AZL Athletics | .429        | 3          | 14          | 1          | 6          | 1          | 1         | 0         | 0          | 0        | 0        | 0         | 1          | 1          | 0        | 0        | .467        | .643        | 1         |
|                            | Beloit        | .237        | 50         | 190         | 22         | 45         | 8          | 3         | 5         | 20         | 0        | 0        | 5         | 7          | 46         | 2        | 1        | .282        | .389        | 11        |
|                            | Midland       | .000        | 1          | 3           | 0          | 0          | 0          | 0         | 0         | 0          | 0        | 0        | 0         | 0          | 0          | 0        | 0        | .000        | .000        | 0         |
| 2015                       | Stockton      | .250        | 80         | 304         | 60         | 76         | 21         | 3         | 23        | 57         | 0        | 4        | 5         | 39         | 79         | 4        | 1        | .341        | .566        | 19        |
| 2016                       | Midland       | .244        | 117        | 438         | 78         | 107        | 26         | 4         | 29        | 83         | 0        | 4        | 3         | 59         | 147        | 7        | 4        | .335        | .521        | 15        |
|                            | Nashville     | .197        | 18         | 76          | 14         | 15         | 1          | 1         | 7         | 13         | 0        | 0        | 0         | 9          | 26         | 0        | 0        | .282        | .513        | 1         |
| 2017                       | Nashville     | .257        | 49         | 175         | 30         | 45         | 6          | 2         | 16        | 30         | 0        | 3        | 1         | 25         | 63         | 5        | 4        | .348        | .589        | 7         |
|                            | OAKLAND       | .234        | 84         | 290         | 39         | 68         | 23         | 2         | 14        | 40         | 0        | 2        | 2         | 32         | 92         | 0        | 3        | .313        | .472        | 13        |
|                            | Stockton      | .000        | 2          | 7           | 0          | 0          | 0          | 0         | 0         | 0          | 0        | 0        | 0         | 1          | 3          | 0        | 0        | .125        | .000        | 0         |
| 2018                       | OAKLAND       | .278        | 145        | 547         | 100        | 152        | 42         | 6         | 24        | 68         | 0        | 2        | 9         | 58         | 146        | 1        | 2        | .356        | .508        | 20        |
|                            | Stockton      | .250        | 1          | 4           | 0          | 1          | 0          | 0         | 0         | 0          | 0        | 0        | 0         | 0          | 1          | 0        | 0        | .250        | .250        | 1         |
| 2019                       | OAKLAND       | .249        | 156        | 583         | 102        | 145        | 36         | 3         | 36        | 91         | 0        | 3        | 11        | 73         | 147        | 1        | 1        | .342        | .506        | 9         |
| 2020                       | OAKLAND       | .232        | 37         | 142         | 22         | 33         | 9          | 2         | 10        | 25         | 0        | 1        | 1         | 8          | 54         | 0        | 0        | .276        | .535        | 5         |
| <b>Major League Totals</b> |               | <b>.255</b> | <b>422</b> | <b>1562</b> | <b>263</b> | <b>398</b> | <b>110</b> | <b>13</b> | <b>84</b> | <b>224</b> | <b>0</b> | <b>8</b> | <b>23</b> | <b>171</b> | <b>439</b> | <b>2</b> | <b>6</b> | <b>.336</b> | <b>.503</b> | <b>47</b> |

## CAREER TRANSACTIONS

**2014** — Selected by the Oakland Athletics in the 1st round (25th selection overall) of the First-Year Player Draft.

**2017** — On the disabled list, June 19 to July 2; included rehabilitation assignment to Stockton, July 1 to 2. **2018**

— On the disabled list, June 15 to July 2; included rehabilitation assignment to Stockton, July 2. **2020** — On the injured list, September 9 to 27.

## WILD CARD RECORD

| Year          | Club/Opp.   | AVG.        | G        | AB       | R        | H        | 2B       | 3B       | HR       | RBI      | SH       | SF       | HP       | BB       | SO       | SB       | CS       | OBP         | SLG         | E        |
|---------------|-------------|-------------|----------|----------|----------|----------|----------|----------|----------|----------|----------|----------|----------|----------|----------|----------|----------|-------------|-------------|----------|
| 2018          | OAK vs. NYY | .200        | 1        | 5        | 0        | 1        | 0        | 0        | 0        | 0        | 0        | 0        | 0        | 0        | 0        | 0        | 0        | .200        | .200        | 0        |
| 2019          | OAK vs. TB  | .333        | 1        | 3        | 0        | 1        | 0        | 0        | 0        | 0        | 0        | 0        | 0        | 1        | 0        | 0        | 0        | .500        | .333        | 0        |
| <b>Totals</b> |             | <b>.250</b> | <b>2</b> | <b>8</b> | <b>0</b> | <b>2</b> | <b>0</b> | <b>0</b> | <b>0</b> | <b>0</b> | <b>0</b> | <b>0</b> | <b>0</b> | <b>1</b> | <b>0</b> | <b>0</b> | <b>0</b> | <b>.333</b> | <b>.250</b> | <b>0</b> |

## ALL-STAR GAME RECORD

| Year | Club/Site | AVG. | G | AB | R | H | 2B | 3B | HR | RBI | SH | SF | HP | BB | SO | SB | CS | OBP   | SLG | E |
|------|-----------|------|---|----|---|---|----|----|----|-----|----|----|----|----|----|----|----|-------|-----|---|
| 2019 | A.L./Cle. | —    | 1 | 0  | 1 | 0 | 0  | 0  | 0  | 0   | 0  | 0  | 0  | 1  | 0  | 0  | 0  | 1.000 | —   | 0 |

## CHAPMAN'S CAREER BESTS

**Hits:** 4, July 7, 2018 at Cleveland

**Home Runs:** 2 (six times), August 20, 2020 vs. Arizona; August 10, 2020 at Los Angeles (AL); August 15, 2019 vs. Houston; August 14, 2019 at San Francisco; August 26, 2018 at Minnesota; July 15, 2017 vs. Cleveland

**Runs Batted In:** 6, August 10, 2020 at Los Angeles (AL); 6, June 30, 2019 at Los Angeles (AL); 5, July 16, 2019 vs. Seattle

**Stolen Bases:** 1 (twice), last: August 30, 2019 at New York (AL)

**Hitting Streak:** 14, July 31 to August 17, 2018

**Hitless Streak (At Bats):** 17, May 22 to 26, 2018

**Game Ending RBI:** 2, June 20, 2019 vs. Tampa Bay (home run); May 10, 2019 vs. Cleveland (home run)

**Grand Slams:** None

**Pinch-Hit Home Runs:** None

**Inside-The-Park Home Runs:** None

**Lead Off Home Runs:** None

**RIGHT-HANDED PITCHER****Height/Weight:** 6-4 / 263**Bats/Throws:** Right / Right**Birthdate:** September 7, 1996**Opening Day Age:** 24**Birthplace/Resides:** Bani, Dominican Republic / Peravia, Dominican Republic**Major League Service:** None**Obtained:** Signed as a non-drafted free agent, March 24, 2015**Contract Status:** First year of a one-year contract through 2021[Updated Stats](#)**CAREER HIGHLIGHTS**

The native of the Dominican Republic was signed by the A's as a non-drafted free agent in 2015 and is 12-6 with nine saves and a 4.28 ERA in 93 games, including 13 starts, as a professional... has a .207 (126-for-608) opponents batting average and 226 strikeouts in 170.1 minor league innings (11.94 per nine innings)...however, has walked 150 (7.93 per nine innings) and has 57 wild pitches.

**2020 HIGHLIGHTS**

Was a non-roster invitee with Oakland and compiled a 7.94 ERA in five Spring Training appearances...was added to the A's 60-man player pool on July 1 but did not pitch in 2020.

**CAREER**

**2019**—Pitched for three different teams in the A's farm system and was a combined 4-0 with two saves, a 2.89 ERA and .163 opponents batting average in a career-high 40 games, all in relief... struck out a career-high 93 batters in a career-high 62.1 innings, an average of 13.43 per nine innings...however, walked a career-high 43 (6.21 per nine innings)...surrendered just three home runs (0.43 per nine innings) after allowing two home runs in 108.0 innings over the first four seasons of his career...began the year at Low-A Beloit and had a 3.22 ERA in 13 appearances when he was moved up to High-A Stockton May 26...was 2-0 with both of his saves and a 3.16 ERA in 18 games with the Ports before he was transferred to Double-A Midland July 27...posted a 1.88 ERA in nine outings with the RockHounds...his opponents batting average broke down to .123 against left-handed hitters compared to .183 against right-handers...yielded all three of his home runs to righties...allowed a .120 average to batters leading off an inning but walked eight and hit one for a .254 on-base percentage...opponents hit .186 with runners in scoring position...pitched at least one inning in 38 of his 40 appearances, including two or more 16 times...posted a 2.25 ERA over his final eight games with Beloit...logged a season-high 50 pitches in 1.2 innings May 9 against Fort Wayne...tossed a season-high 3.0 scoreless and hitless innings May 14 at Peoria and struck out a season-high five batters...had his second five-strikeout game May 17 against Kane County... was moved up to Stockton May 26 and tossed 2.0 scoreless and hitless innings in his Ports debut on May 29 against Modesto...recorded both of his saves over a three-game span in June (June 21 vs. San Jose, June 28 at San Jose)...compiled a 1.88 ERA in nine games in June and had a 1.40 ERA over his first 12 games with Stockton through July 6...was promoted to Midland July 27...did not allow a run in six of his final seven outings (0.77 ERA)...posted a 1.59 ERA in seven appearances in August...made one postseason appearance for Midland on Sept. 7 against Amarillo in Game 4 of the Texas League Semifinals (1.2 ip, 2 h, 2 r, 2 er, 2 bb, 3 so).

**2018**—Began the year in extended spring training and made one start with Short Season Vermont and 11 relief appearances with Single-A Beloit before spending the final month of the season on the disabled list...combined for a 4.91 ERA and .158 opponents batting average in 12 games...struck out 19 batters in 11.0 innings (15.55 per nine innings), but walked 18 (14.73 per nine innings)...his opponents batting average broke down to .130 against right-handed hitters compared to .200 against left-handers...opponents hit .125 when leading off an inning but he issued five walks for a .462 on-base percentage...yielded a .200 average with runners in scoring position...began the year in extended spring training...made one start with Vermont on June 18

and was moved up to Beloit June 21...did not allow an earned run in five of his final six appearances beginning July 12 (1.29 ERA)...struck out a season-high four batters July 19 against Bowling Green...tossed a season-high 1.2 scoreless innings Aug. 2 against Kane County...that was his final appearance of the season as he was placed on the disabled list Aug. 3 with a sprained right ankle.

**2017**—Spent the entire season at Short Season Vermont and was 2-0 with five saves and a 3.43 ERA in 15 relief appearances...allowed a .203 opponents batting average but walked 18 in 21.0 innings (7.71 per nine innings)...struck out 29 (12.43 per nine innings)...surrendered just one home run but had eight wild pitches...tied for 10th in the New York-Penn League in saves...his opponents batting average broke down to .125 against right-handed hitters compared to .294 against left-handers...yielded a .186 average with runners on base...tossed at least one inning in 14 of his 15 appearances, including a season-high 2.0 innings five times...compiled a 1.64 ERA and had four of his five saves in seven appearances in July...struck out a season-high five batters in 2.0 scoreless innings on Aug. 17 against Lowell...did not allow a run in one postseason appearance (1.0 ip, 2 bb).

**2016**—Went 5-1 with two saves and a 7.12 ERA in 14 relief appearances with the A's affiliate in the Arizona Rookie League in his first season in the United States...the wins and ERA were career highs, as were his 39 hits, 31 runs and 19 wild pitches...struck out 48 batters in 36.2 innings (11.78 per nine innings) but also walked 33 (8.10 per nine innings)...did not allow a home run...led the AZL in walks and tied for the lead in wins...had a career-high .277 opponents batting average, which broke down to .190 against left-handed hitters compared to .313 against right-handers...struck out a career-high tying six batters June 23 at the Giants, July 30 against the Royals and Aug. 28 against the Cubs...allowed one run in 3.1 innings of relief Aug. 18 against the Indians for his first professional save.

**2015**—Made his professional debut with the A's affiliate in the Dominican Summer League and went 1-5 with a 4.12 ERA and .221 opponents batting average in 12 starts...the losses and games started are career highs...did not allow a home run in 39.1 innings...walked 38 and struck out 37...made his debut June 10 against the Rays (2.1 ip, 2 h, 1 r, 0 er, 2 bb, 2 so)...was credited with his first win July 22 at the Indians when he tossed 5.0 scoreless and hitless innings (5 bb, 3 so).

## PERSONAL/MISCELLANEOUS

Wandisson Charles was originally signed by JC De La Cruz, Amauris Reyes and Pablo Marmol.


### LIFETIME PITCHING RECORD

| Year                       | Club     | W         | L        | ERA         | G         | GS        | CG       | SHO      | SV       | IP   | H          | R         | ER        | HR       | HB        | BB         | IBB      | SO         | WP        | BK       |
|----------------------------|----------|-----------|----------|-------------|-----------|-----------|----------|----------|----------|--|------------|-----------|-----------|----------|-----------|------------|----------|------------|-----------|----------|
| 2015                       | DSL A's  | 1         | 5        | 4.12        | 12        | 12        | 0        | 0        | 0        | 39.1   | 31         | 23        | 18        | 0        | 3         | 38         | 0        | 37         | 11        | 1        |
| 2016                       | AZL A's  | 5         | 1        | 7.12        | 14        | 0         | 0        | 0        | 2        | 36.2   | 39         | 31        | 29        | 0        | 1         | 33         | 0        | 48         | 19        | 0        |
| 2017                       | Vermont  | 2         | 0        | 3.43        | 15        | 0         | 0        | 0        | 5        | 21.0   | 15         | 10        | 8         | 1        | 1         | 18         | 0        | 29         | 8         | 1        |
| 2018                       | Vermont  | 0         | 0        | INF         | 1         | 1         | 0        | 0        | 0        | 0.0  | 0          | 1         | 1         | 0        | 0         | 1          | 0        | 0          | 0         | 0        |
|                            | Beloit   | 0         | 0        | 4.91        | 12        | 1         | 0        | 0        | 0        | 11.0   | 6          | 7         | 6         | 1        | 1         | 18         | 0        | 19         | 4         | 0        |
| 2019                       | Beloit   | 1         | 0        | 3.22        | 13        | 0         | 0        | 0        | 0        | 22.1   | 12         | 9         | 8         | 1        | 1         | 20         | 0        | 37         | 6         | 2        |
|                            | Stockton | 2         | 0        | 3.16        | 18        | 0         | 0        | 0        | 2        | 25.2   | 14         | 15        | 9         | 1        | 3         | 18         | 0        | 39         | 9         | 0        |
|                            | Midland  | 1         | 0        | 1.88        | 9         | 0         | 0        | 0        | 0        | 14.1   | 9          | 4         | 3         | 1        | 0         | 5          | 0        | 17         | 0         | 0        |
| 2020                       |          |           |          |             |           |           |          |          |          |  |            |           |           |          |           |            |          |            |           |          |
|                            |          |           |          |             |           |           |          |          |          | (Minor League Season Canceled — Did Not Pitch) |            |           |           |          |           |            |          |            |           |          |
| <b>Minor League Totals</b> |          | <b>12</b> | <b>6</b> | <b>4.28</b> | <b>93</b> | <b>13</b> | <b>0</b> | <b>0</b> | <b>9</b> | <b>170.1</b>                                   | <b>126</b> | <b>99</b> | <b>81</b> | <b>5</b> | <b>10</b> | <b>150</b> | <b>0</b> | <b>226</b> | <b>57</b> | <b>4</b> |

### CAREER TRANSACTIONS

**2015** — Signed by the Oakland Athletics as a non-drafted free agent, March 24.





**DESIGNATED HITTER/OUTFIELDER**

**Height/Weight:** 5-11 / 205      **Bats/Throws:** Right / Right  
**Birthdate:** December 21, 1987      **Opening Day Age:** 33  
**Birthplace/Resides:** Lakewood, California / Paradise Valley, Arizona  
**Major League Service:** 7 years, 104 days  
**Obtained:** Signed to a minor league contract, August 4, 2021  
**Contract Status:** Second year of a two-year contract through 2021

[Updated Stats](#)

**CAREER HIGHLIGHTS**

Is a .243 hitter with 218 home runs and 580 RBI in 938 games in eight seasons in the majors with Milwaukee (2013-15) and Oakland (2016-20)...has 158 home runs and 418 RBI in his five seasons with the A's...the home runs are fourth most in the majors over that span and eighth most in Oakland history...also ranks sixth in Oakland history with a .495 slugging percentage but is seventh with 708 strikeouts...has started eight of the A's nine postseason games over the last three years at designated hitter and is a .219 (7-for-32) hitter with four home runs and six RBI...topped 40 home runs and 100 RBI in three consecutive seasons from 2016-18 to become the 22nd player in Major League history with at least three straight seasons of 40 home runs and 100 RBI...is one of two Athletics to do it, along with Jimmie Foxx...led the majors with 48 home runs in 2018...spent the first seven seasons of his professional career in the Milwaukee organization before he was traded to the A's prior to the start of Spring Training in 2016...has appeared exclusively in left field on defense (500 games, 490 starts)...played in the Arizona Fall League in 2012.

**MLB HOME RUN LEADERS, 2016-20**

- 176 Nelson Cruz
- 165 Nolan Arenado
- 163 Mike Trout
- 158 Khris Davis**
- 156 Edwin Encarnacion

**2020 HIGHLIGHTS**

Got off to a slow start and ended up playing in just half of the A's 60 games...was batting .155 with one home run, six RBI and a .241 slugging percentage over his first 19 games before the A's season was halted on Aug. 29...then hit .296 with one home run, four RBI and a .519 slugging percentage over his final 11 games when play resumed on Sept. 4...combined for a .200 batting average, two home runs and 10 RBI in 30 games overall...the batting average was a career low as was his slugging percentage (.329) and OPS (.632)...had the highest at bats per home run (42.50) and at bats per RBI (8.50) of his career...batted .303 (10-for-33) with an .809 OPS against left-handed pitchers compared to .135 (7-for-52) with both of his home runs and a .513 OPS against right-handers...made nine of his final 13 starts in games in which the opponent started a left-handed pitcher...his career splits are .245 with an .831 OPS against lefties, .242 with an .803 OPS against righties...however, over the last two years, he is hitting .288 with an .897 OPS against lefties, .189 with a .579 OPS against righties...both of his home runs were solo shots and he batted .270 with the bases empty, .146 with runners on base...hit .107 with runners in scoring position and was 1-for-12 (.083) with RISP and two outs...both of his home runs came with no outs and two strikes...hit .313 with both of his home runs when leading off an inning...batted .250 during the day, .163 at night...hit .241 over innings 1-6, .111 from the seventh inning on...did not play defense for the first time in his career...appeared in 27 games (25 starts) at designated hitter and hit .207 with two home runs and 10 RBI...now has 95 home runs and 261 RBI in 379 career games at DH with the A's...all three marks are second most in Oakland history to Dave Kingman, who had 98 home runs and 290 RBI in 428 games...the A's were 18-7 (.720) when he was the starting DH...also went 0-for-4 with a walk as a pinch hitter...hit in every spot in the order from third through seventh and saw his most action with 13 games batting seventh...batted .277 with both of his home runs and eight of his 10 RBI from the seven spot and .105 from all other spots...made just one start hitting clean-up but has 455 career games hitting fourth with the A's, which is third most in Oakland history behind Mark McGwire (786) and Sal Bando (481).

**OAKLAND:** Made his seventh consecutive Opening Day start July 24 against Los Angeles (AL) and went 0-for-3 with two walks batting cleanup as the A's designated hitter...it was his third straight start at DH (first four were in left field) and he joins Geronimo Berroa (1995-97) and Erubiel Durazo (2003-05) as the only Athletics with three Opening Day starts at designated hitter...all four of his Opening Day starts with the A's have been as the cleanup hitter, which are the most consecutive Opening Day starts batting fourth since Frank "Home Run" Baker had five straight from 1910-14...it would be his only start of the season from the four spot in the order...singled in the sixth inning Aug. 1 at Seattle to snap a season-opening 0-for-16 streak...hit his first home run in his seventh game on Aug. 3 at Seattle...would go 12 games without a homer before slugging his second and final home run of the regular season in the first game of the Sept. 8 doubleheader against Houston...started nine of the A's first 15 games through Aug. 8 at designated hitter but was 6-for-36 (.167) with a double, home run and four RBI in 10 games total over that stretch...then started just 16 of the final 45 games at DH...finished August with a .209 batting average in 15 games and then hit .296 in 11 games in September...matched his career high with three walks in game two of the Sept. 12 doubleheader at Texas (fourth time, last: May 3, 2019 at Pittsburgh)...finished the regular season with two home runs and 10 RBI in 30 games but then batted .250 with three home runs and four RBI in six postseason games...became the eighth Athletic with three or more home runs in a single postseason...now has four career postseason home runs, which is tied for fifth most in Athletics history...did not play in the first game of the ALWCS against Chicago but homered in Game 2 and started each of the A's final six postseason contests at designated hitter...went 2-for-8 with a home run and RBI in two games against the White Sox...then hit .250 (4-for-16) with two home runs and three RBI in four games in the ALDS against Houston...homered in Games 1 and 2 to mark the 13th time in Athletics postseason history a player homered in back-to-back games...went 0-for-4 with four strikeouts in Game 4, tying the A's postseason record for strikeouts in a game (third time, last: Stephen Drew in Game 5 of the 2012 ALDS).

## CAREER

**2019**—Was off to a strong start as he batted .247 with 12 home runs and 29 RBI over his first 43 games before going on the injured list retroactive to May 22 with a left hip/oblique contusion... was reinstated June 1 and hit .207 with 11 home runs and 44 RBI over his final 90 games...had 23 home runs and 73 RBI in 133 games overall...it was his sixth consecutive season with 20 or more home runs...it was his fourth straight 20-homer season with the A's and he is the first Athletic with four straight 20-homer seasons since Eric Chavez had seven straight from 2000-06...it was his fourth straight season with at least 70 RBI and he is the first Athletic to do that since Chavez (seven straight from 2000-06)...his 156 home runs from 2016-19 are the most in Oakland history over a four-year span and the most by an Athletic since Jimmie Foxx had 186 from 1932-35...his 408 RBI are eighth most in Oakland history over a four-year span...hit .220, which snapped his streak of four consecutive seasons with a .247 batting average...had the third-lowest on-base percentage (.293) and OPS (.679) in the American League, the fourth-lowest batting average and the fifth-lowest slugging percentage (.387)...the batting average was seventh lowest in Oakland history...his on-base percentage was a career-low and his batting average, slugging percentage and OPS were his lowest in a full season...his 34 extra base hits were his fewest since collecting 21 in 56 games in his rookie season of 2013 with Milwaukee...hit .285 with 11 home runs in 130 at bats against left-handed pitching, .197 with 12 home runs in 351 at bats against right-handers...slugged .538 against lefties, .330 against righties...his slugging percentage against righties was second lowest in the AL (Sanchez, CWS .298)...batted a Major League low .172 at home, which was the lowest home batting average in Oakland history (previous: .185 by Mark McGwire in 1991)...had the second lowest home OPS (.542) to Bert Campaneris (.513 in 1969)... hit .270 on the road...batted .217 with all 23 of his home runs and 69 of his 73 RBI in 123 games as the designated hitter...led ML designated hitters in games played, ranked third in RBI and tied for third in home runs...his average improved to .252 with runners in scoring position...was 1-for-13 with four RBI, a walk and eight strikeouts with the bases loaded...hit .102 with two strikes, which is third lowest by an Athletic since pitch count data became available in 1988...in addition to his 123 games at designated hitter, he was also 2-for-4 with two walks, a double and two RBI as a pinch hitter...also appeared in four games in left field and did not commit an error in three chances...now has an 84-game errorless streak as an outfielder...made a team-leading 78 starts batting fourth, only one of which came after July 16 (the final game on Sept. 29)...swung and

missed at 35.0% of his pitches, which was the second-highest mark in the AL (Voit, NYY 35.1)... made his sixth consecutive Opening Day start on March 20 against Seattle in Tokyo...homered in the opener for the third consecutive season and now has an Athletics-record four career Opening Day home runs...broke the previous mark of three, which he shared with Jimmie Foxx, Dave Henderson and Terry Steinbach...also has eight RBI, which is tied with Henderson for second most in Oakland history to Steinbach (9)...had a two-run single in the seventh inning the next night against the Mariners for the 500th and 501st RBI of his career...homered five times in the first seven games, which matched Mark McGwire (1992) and Reggie Jackson (1974) for the most in Athletics history over the first seven games of the season...hit his 200th career home run April 10 at Baltimore, a seventh-inning solo shot off Josh Rogers...it came in his 790th career game, which were the ninth-fewest games in ML history for a player to reach 200 career home runs... homered twice in back-to-back games against the Orioles on April 10 and 11...it was the 11th time in Oakland history a player had back-to-back multi-homer games, the second over the last 20 years (Reddick, Aug. 9-10, 2013)...hit his 10th home run of the season in the A's 18th game on April 12 at Texas, which is the fewest games to 10 home runs in Athletics history...the previous earliest was Bob Cerv, who reached it in the Kansas City A's 19th game in 1958...would homer just 13 times over his final 115 games...agreed to terms on a two-year contract extension through the 2021 season on April 18...went 0-for-4 with four strikeouts April 26 at Toronto...it was his first of four four-strikeout games and he now has 12 in his career...homered twice on May 13 at Seattle...was placed on the 10-day injured list May 24 retroactive to May 22 with a left hip/oblique contusion and did not have a rehab assignment...suffered the injury on May 5 in Pittsburgh but played in seven of the A's 15 games following that before going on the IL, batting .346 with two home runs and three RBI...was reinstated from the IL June 1...batted .313 with three home runs and nine RBI over a 13-game stretch from June 11 to 25...had the walk-off walk in the ninth inning July 28 against Texas, his seventh career game-ending RBI...it was the first walk-off walk by an Athletic since Josh Reddick on June 1, 2013 against Chicago (AL)...hit the go-ahead home run in the bottom of the eighth inning July 30 against Milwaukee to snap a 29-game homerless streak...it was his longest homerless streak as an Athletic and the second longest of his career (36, Sept. 6, 2014-April 27, 2015)...it was his first home run since June 18 against Baltimore...had a career-high tying 14-game streak without an RBI from July 31 to Aug. 20 (third time, first time as an Athletic)...had his fourth two-homer game of the season Sept. 13 at Texas...it was the 26th of his career and his 20th as an Athletic...in Oakland history only McGwire (39), Jackson (28) and Canseco (21) have more multi-homer games...started at designated hitter in the AL Wild Card Game on Oct. 2 against Tampa Bay and went 0-for-4 with three strikeouts.

**2018**—Hit a Major League-leading and career-high 48 home runs and ranked second with a career-high 123 RBI...it was his third straight 40-homer season and his third straight 100-RBI season...is the 22nd player in ML history with at least three straight seasons of 40 home runs and 100 RBI, the first since Ryan Howard had four straight from 2006-09...is the second Athletic to do it (Jimmie Foxx)...became the seventh player (12th time) in Athletics history to lead the majors in home runs, joining Socks Seybold (1901), Harry Davis (1904, 06), Tilly Walker (1918), Jimmie Foxx (1932, 33, 35), Mark McGwire (1987, 96) and Jose Canseco (1988, 91)...his 48 home runs ranked third in Oakland history and tied for fourth in Athletics history and were the most since McGwire had 52 in 1996...the 123 RBI tied for fourth in Oakland history as did his 175 strikeouts... is one of three Athletics with three 40-homer seasons (Foxx, 1932-34; McGwire, 1987, 92, 96) and is the 10th with three straight 100-RBI seasons (Frank Baker, Jose Canseco, Eric Chavez, Foxx, Jason Giambi, Bob Johnson, Al Simmons, Miguel Tejada, Gus Zernial)...hit 43 home runs a year earlier and his 91 home runs match McGwire's Oakland record for home runs in back-to-back seasons (1995-96)...hit 133 home runs from 2016-18, which are the most in Oakland history over a three-year stretch and the most by an Athletic since Foxx had 150 from 1932-34...they are the most by a Major Leaguer over a three-year span since 2007-09 when Ryan Howard had 140... in addition to home runs and RBI, he also had career highs in at bats (576), runs (98), hits (142), extra base hits (77), hit by pitches (12) and sacrifice flies (tie, 7)...hit .247 for the fourth consecutive season...according to the Elias Sports Bureau, he is the first player in ML history to have the same batting average rounded to three decimal places in four consecutive seasons (min. 10 AB each year)...ranked fifth in the American League in slugging (.549), tied for fifth in total bases, sixth in extra base hits and seventh in OPS (.874)...was also sixth in strikeouts, tied for sixth in hit by pitches, tied for seventh in sacrifice flies and tied for 10th in intentional walks (5)...led the

A's in home runs, RBI, extra base hits, total bases, slugging, OPS and strikeouts...had more extra base hits (77) than singles (65) for the second consecutive season...hit 46 of his 48 home runs as a designated hitter, which fell one short of the ML record of 47 set by David Ortiz with Boston in 2006...had 118 RBI, which set an Oakland record for a DH and ranked seventh in ML history...broke the previous Oakland marks of 39 home runs and 114 RBI by Frank Thomas in 2006...won the Edgar Martinez Outstanding Designated Hitter Award after leading ML designated hitters in home runs and RBI...batted .247 in 139 games as the DH and his games played tied for fifth most in Oakland history...they were the most since Dave Parker had 140 in 1989...led the majors with 27 home runs in 64 games after the All-Star Break and ranked second in RBI (59)...the home runs were the most in Athletics history after the All-Star Break...led the majors in go-ahead home runs (21) and tied for the lead in go-ahead RBI (33)...the go-ahead home runs were second in Oakland history to the record of 23 by Reggie Jackson in 1969...the go-ahead RBI tied for third...ranked third in the AL in game-winning RBI (17)...set an Oakland record and led the majors with 19 home runs in the seventh inning or later...tied for the ML lead with 38 RBI in the seventh or later...set an Oakland record and tied for the ML lead with eight home runs in the eighth inning...set an Athletics record and led the majors with four extra inning home runs...hit 35 of his home runs at night, which set an Oakland record...hit .256 with 37 of his 48 home runs against right-handed pitchers compared to .219 against left-handers...the home runs off righties were second in Oakland history (McGwire, 40 in 1996)...had 46 home runs and 121 RBI in 146 games batting clean-up...the RBI set an Oakland record for the number four hitter and were the most by an Athletic since Gus Zernial had 125 in 1951...the home runs were second in Oakland history (McGwire, 51 in 1996) and the games played ranked fourth and were the most since Dave Kingman had 157 in 1985...23 of his 48 home runs came with runners on base...for the third straight year, 25 came against the AL West, which was one short of the Oakland record (26, McGwire in 1992)...appeared in just 11 games on defense, including 10 starts, all in left field...hit his third career Opening Day home run on March 29 against Los Angeles (AL)...started three consecutive games in left field from March 31-April 2, but those were his only starts in left field in an AL ballpark...had his first of seven two-homer games April 13 at Seattle...it is the fourth time in Oakland history a player had seven or more multi-homer games in a season (8, Jackson in 1969; 7, Canseco in 1990 and McGwire in 1987)...broke a scoreless tie in the bottom of the 12th inning with his third career walk-off home run May 5 against Baltimore...it marked the first time in Athletics history the A's won an extra-inning scoreless game on a walk-off home run and just the fourth time in Oakland history the A's won a scoreless game of any length on a walk-off homer (last: Scutaro, Aug. 25, 2004 vs. Baltimore)...went 4-for-4 with a hit by pitch May 17 at Toronto...it was his fourth career four-hit game and the second time he reached base safely five times (May 26, 2014 vs. Baltimore)...was placed on the 10-day disabled list May 23 retroactive to May 21 with a strained right groin...did not have a rehab assignment before he was reinstated from the DL May 31...had a career-high and A's season-high 14-game hitting streak from June 27 to July 12...hit .362 with seven doubles and 11 RBI during the streak...batted .307 with 18 home runs and 39 RBI over a 29-game stretch from July 22 to Aug. 23...the home runs matched Reggie Jackson in 1969 (May 31-July 2 and June 1-July 3) for the most over a 29-game stretch in Oakland history...began the stretch by homering in a career-best four straight games July 22-25...had six home runs and 13 RBI over that span...the home runs matched the most in Oakland history over a four-game stretch (Mark McGwire, June 27-30, 1987)...had five RBI July 25 at Texas, his fifth career game with five or more RBI...batted .323 with nine home runs and a Major League-leading 29 RBI in 25 games in July...tied for second in the AL in home runs and tied for third in hits (32) and extra base hits (17)...the RBI were second most in Oakland history in July and the most in any month since Frank Thomas had 31 in September of 2006...the home runs were the most by an Athletic in July since John Jaha had nine in 1999...the RBI and extra base hits were his most ever in a month...then hit 10 home runs in 27 games in August, which tied for the AL lead...it also matched the Oakland record for home runs in August (Brosius in 1995, Chavez in 2002)...it is the fourth time in his career he has homered 10 times in a month (11 in May 2016; 10 in April 2017; 10 in August 2015)...finished the year with nine home runs and 19 RBI in 25 games in September...tied for second in the AL in home runs in September, tied for third in runs (21) and tied for sixth in RBI...hit his second career grand slam Sept. 16 at Tampa Bay...had his fourth career walk-off home run Sept. 21 against Minnesota...started at designated hitter in the Wild Card game Oct. 3 at New York and went 1-for-4...drove in all of the A's runs with a two-run home run off Zack Britton in the eighth inning.

**2017**—Hit 43 home runs after slugging 42 in 2016 to become the second player in Athletics history with back-to-back 40-homer seasons (Jimmie Foxx)...added 110 RBI after driving in 102 runs in 2016 and is the first Athletic with back-to-back 100 RBI seasons since Miguel Tejada (2000-03) and Eric Chavez (2001-03)...struck out a career-high 195 times, which fell two short of the Athletics record of 197 set by Jack Cust in 2008...had the second-most strikeouts in Athletics history...ranked second in the AL in home runs, third in RBI, tied for third in strikeouts, tied for fifth in grounded into double plays (20), tied for sixth in extra base hits (72) and tied for eighth in sacrifice flies (7)...batted .247 for the third consecutive season...slugged .528 and had a .336 on-base percentage...had career highs in games (153) and walks (73)...led the A's in runs, total bases (299), home runs, RBI, slugging percentage, strikeouts and grounded into double plays and tied for the lead in games, sacrifice flies, hit by pitches (6) and walks...hit 34 of his home runs as a left fielder, which is an Oakland record and the most by an A's left fielder since Bob Cerv hit 37 of his 38 home runs in 1958 as a left fielder...26 came at home, which tied for second most in Oakland history and fell one short of Jason Giambi's record of 27 in 2001...led the AL and tied for third in the majors in go-ahead RBI (31)...tied for the AL lead and tied for second in the majors in go-ahead home runs (20)...hit .257 with 36 of his 43 home runs against right-handed pitchers...started 115 games in left field and 37 at designated hitter...committed just one error in 116 games as a left fielder and his .995 fielding percentage was second best in Oakland history by a left fielder at the time...however, his 1.95 total chances per nine innings are fourth fewest and his two assists match the fewest by a qualifier – two-thirds of team games (Henderson, 2 in 142 games in 1998)...was the A's Opening Day starter in left field on April 3 against Los Angeles (AL) and went 3-for-4 with two home runs and two RBI...became the second player in Oakland history with two home runs on Opening Day (Jason Giambi, 2000 vs. Detroit)...it was his first of four multi-homer games...tied the Oakland Opening Day record for total bases with nine (Reggie Jackson, 1974 at Texas)...became the first Athletic with three hits on Opening Day since 2002 (David Justice and Jeremy Giambi vs. Texas)...went 0-for-4 April 13 at Kansas City to snap a career-high 18-game reaching base streak dating back to Sept. 23, 2015...finished April with 10 homers to become the sixth player in Oakland history to hit 10 or more home runs in April, the first since Nick Swisher in 2006...played in the 500th game of his career May 6 against Detroit...had 112 career home runs and is the 25th player in Major League history with at least that many home runs in the first 500 games of his career...committed his only error of the season May 31 at Cleveland and went errorless over his final 69 games in the outfield...had his third career walk-off hit June 15 against New York (AL), a two-run single in the bottom of the 10th...slugged his 100th career double June 22 against Houston...hit his second career walk-off home run July 15 against Cleveland (also May 17, 2016 vs. Texas)...snapped a career-high 0-for-20 streak with his 500th career hit Aug. 22 at Baltimore, a home run in the ninth inning off O'Day...batted .321 in September.

**2016**—Was acquired from Milwaukee on Feb. 12 for Bubba Derby and Jacob Nottingham and went on to bat .247 with 42 home runs and 102 RBI in 150 games...became the fifth player in Oakland history (Canseco, Giambi, Jackson, McGwire) and seventh in Athletics history (Foxx, Zerial) to hit 40 home runs...his 42 home runs tied for third in the American League and were the most by an Athletic since Jason Giambi had 43 in 2000...became the 17th player in Oakland history to drive in 100 runs, the first since Frank Thomas in 2006 (114)...struck out 166 times, which ranked seventh in the AL...matched his career high in triples (2)...led the A's with 137 hits, which were second fewest by a team-leader in Oakland history in a full season (136, Dave Revering in 1979)...also led the club in runs (85), hits, home runs, RBI, slugging (.524), extra base hits (68) and total bases (291)...tied for second in the majors with 23 home runs after the All-Star Break...batted .267 with 31 of his 42 home runs at night...tied for second in the majors in night home runs and had the second-best total in Oakland history...hit 27 of his home runs as a left fielder, which was second most in the AL...hit 10 home runs against Texas, which were the most in Oakland history against any team...added eight home runs against Seattle, which were the most by an Athletic against the Mariners...had 42 home runs and 42 walks and his .307 on-base percentage was fourth lowest in Major League history by a 40-home run hitter...appeared exclusively in left field on defense, where he committed five errors in 93 games...the errors were second most among AL left fielders (Grossman, MIN 8) and were the most by an A's left fielder since 1991 (8, R.Henderson)...made a team-leading 87 starts batting clean-up...hit his first home run as an Athletic April 21 at New York (AL)...had his first of five multi-homer games May 2 against Seattle...had his first career three-homer game May 17 against Texas and matched his career-high

with six RBI...his third home run was the game-winning grand slam in the bottom of the ninth inning...it was the seventh walk-off grand slam in Oakland history...according to the Elias Sport Bureau, he joins Joey Votto (May 13, 2012 vs. Washington) as the only players in Major League history to cap a three-homer game with a walk-off grand slam...it was his first career grand slam and his second career walk-off RBI...had 11 home runs and 26 RBI in 27 games in May...the home runs are his most ever in a month...tied for the Major League lead in May home runs (Duvall, CIN) and ranked fourth in RBI...is the first Athletic to hit 11 or more home runs in a month since Jason Giambi hit 13 in Sept. 2000...the RBI were the most by an Athletic in a month since Frank Thomas had 31 in Sept. 2006...had the third-best May home run total in Oakland history and tied for the third-best RBI total...scored four runs in a game for the first time in his career Aug. 19 at Chicago (AL)...homered twice Sept. 18 against Texas and the second home run off Keone Kela in the eighth inning was the 100th of his career...was named AL Co-Player of the Week Sept. 19 along with Hanley Ramirez (BOS) after batting .400 with nine runs, a double, five home runs, 13 RBI and seven walks in seven games...it was his first career Player of the Week award.

**2015**—Batted .247 with 27 home runs and 66 RBI in 121 games with Milwaukee...had a career high in stolen bases (6) and matched his best in triples (2)...led the Brewers and tied for 10th in the National League in home runs despite spending over a month of the season on the DL with a torn meniscus in his right knee...hit 21 of his home runs after the All-Star Break, which ranked second in the NL and tied for third in the majors...tied for fifth in the NL in post-break RBI (48)...hit .296 with 16 home runs and 43 RBI in 66 games at home...tied for eighth in the NL in home runs at home...hit 15 home runs in 41 day games (fourth in the NL)...10 of his home runs came in the seventh inning or later, which tied for third in the NL...made 107 starts, all in left field...committed five errors, which were the most among NL left fielders and tied for the most in the majors...went 4-for-11 (.364) with two walks, two home runs and three RBI as a pinch hitter...tied for third in the NL in pinch homers...hit his first home run of the season April 29 at Cincinnati to snap a career-high 36-game homerless streak dating back to his last home run on Sept. 5, 2014...matched his career high with four hits May 8 against Chicago (NL)...hit his second career pinch hit home run May 11 against Chicago (AL)...his third came later in the season on July 18 against Pittsburgh...had his first of five two-homer games May 25 against San Francisco...was batting .250 with five home runs and 16 RBI in 46 games when he was placed on the 15-day disabled list May 31 with a torn meniscus in his right knee...Dr. William Raasch performed surgery on the knee June 2...was reinstated from the DL July 7...had three two-homer games over a 13-game span from Aug. 6 to 19 and tallied 20 home runs and 41 RBI over his final 53 games starting Aug. 6...led the majors in home runs and tied for second in the NL in RBI from Aug. 6 through the end of the season...had two home runs and a career-high six RBI Aug. 6 against San Diego...hit .228 with 10 home runs and 24 RBI in 26 games in August to earn Brewers Player of the Month honors...tied for the NL lead in home runs in August (Gonzalez, COL) and tied for third in RBI...earned the honor again in September/October after hitting .284 with 10 home runs and 20 RBI over his final 32 games.

**2014**—Batted .244 with 22 home runs and 69 RBI in 144 games in his first full season in the Major Leagues...made 131 starts, all in left field...tied for 10th in the National League in extra base hits (61)...had a .258 batting average against left-handed pitchers compared to .239 against right-handers...hit .403 with four home runs and 10 RBI in 18 interleague games...recorded a career-high four hits April 5 at Boston and again May 26 against Baltimore...gave the Brewers a 4-3 victory May 15 against Pittsburgh with a two-run walk-off single in the ninth inning off Mark Melancon...had a season-best nine-game hitting streak from May 22 to 31 (15-for-34, .441).

**2013**—Made his first career Opening Day roster and batted .279 with 11 home runs and 27 RBI in 56 games over three stints with Milwaukee...batted .294 with 11 home runs and 27 RBI in 41 games during his final stint beginning July 23, replacing the suspended Ryan Braun...made his Major League debut on Opening Day against Colorado and grounded into a fielder's choice as a pinch hitter...recorded his first ML hit with a double off Patrick Corbin April 6 against Arizona...hit his first ML homer with a pinch hit solo shot off Colt Hynes July 23 against San Diego...batted .255 with 13 home runs and 37 RBI in 69 games at Triple-A Nashville.



**2012**—Batted .349 with 12 home runs and 47 RBI in 76 games at Double-A Huntsville and Triple-A Nashville...also had a six-game rehab assignment from June 29-July 6 with the Brewers Arizona Rookie League club while he recovered from a strained right calf...was named Southern League Player of the Week for July 23-29 after batting .545 (12-for-22) with four home runs and nine RBI...was named Brewers Minor League Player of the Month for July after hitting .343 with seven home runs and 16 RBI in 19 games...played for the Phoenix Desert Dogs in the Arizona Fall League.

**2011**—Batted .280 with 17 home runs, 84 RBI and 10 stolen bases in 125 games with Single-A Brevard County (90 games) and Double-A Huntsville (35 games)...was a Florida State League Mid-season All-Star after hitting .327 with 10 home runs and 47 RBI with Brevard County before the All-Star Break...was named Brewers Minor League Player of the Month for April after hitting .350 with five home runs and 22 RBI in 22 games...was promoted to Huntsville July 22.

**2010**—Batted .280 with 22 home runs, 72 RBI and 17 stolen bases in 128 games with Single-A Wisconsin...was selected to the Midwest League's Midseason and Postseason All-Star teams as he ranked among the leaders in home runs (t-2nd, 22) and slugging percentage (4th, .499)...his 22 home runs set a new Wisconsin single-season franchise record...was named Midwest League Player of the Week for June 21-27 after batting .455 (5-for-11) with two home runs and four RBI.

**2009**—Went 0-for-1 in one game in his professional debut with Helena of the Rookie Pioneer League...was transferred to the Brewers affiliate in Arizona Rookie League Aug. 3, where he hit .243 with two home runs and eight RBI in 10 games.

## PERSONAL/MISCELLANEOUS

Christopher Adrian Davis was originally signed by Brewers scout Josh Belovsky...he and his wife, Jill, have two sons, Pablo and Phoenix...graduated from Deer Valley (AZ) High School...attended Cal State Fullerton...his father, Rodney, played professionally as an outfielder in the minor leagues with the Dodgers and later scouted for the Diamondbacks...enjoys reading, table tennis and video games.

## LIFETIME PLAYING RECORD

| Year                       | Club           | AVG.        | G          | AB          | R          | H          | 2B         | 3B       | HR         | RBI        | SH       | SF        | HP        | BB         | SO         | SB        | CS       | OBP         | SLG         | E         |
|----------------------------|----------------|-------------|------------|-------------|------------|------------|------------|----------|------------|------------|----------|-----------|-----------|------------|------------|-----------|----------|-------------|-------------|-----------|
| 2009                       | Helena         | .000        | 1          | 1           | 0          | 0          | 0          | 0        | 0          | 0          | 0        | 0         | 0         | 0          | 0          | 0         | 0        | .000        | .000        | 0         |
|                            | AZL Brewers    | .243        | 10         | 37          | 7          | 9          | 0          | 2        | 2          | 8          | 0        | 1         | 1         | 6          | 11         | 4         | 0        | .356        | .514        | 0         |
| 2010                       | Wisconsin      | .280        | 128        | 457         | 86         | 128        | 26         | 4        | 22         | 72         | 2        | 4         | 15        | 77         | 120        | 17        | 10       | .398        | .499        | 3         |
| 2011                       | Brevard County | .309        | 90         | 304         | 50         | 94         | 21         | 1        | 15         | 68         | 0        | 7         | 9         | 51         | 70         | 10        | 5        | .415        | .533        | 2         |
|                            | Huntsville     | .210        | 35         | 124         | 10         | 26         | 7          | 1        | 2          | 16         | 0        | 1         | 1         | 10         | 23         | 0         | 0        | .272        | .331        | 1         |
| 2012                       | Huntsville     | .383        | 44         | 128         | 23         | 49         | 9          | 0        | 8          | 23         | 1        | 0         | 5         | 20         | 33         | 2         | 2        | .484        | .641        | 2         |
|                            | AZL Brewers    | .368        | 6          | 19          | 7          | 7          | 0          | 0        | 3          | 5          | 0        | 0         | 1         | 2          | 7          | 1         | 1        | .455        | .842        | 0         |
|                            | Nashville      | .310        | 32         | 113         | 23         | 35         | 12         | 0        | 4          | 24         | 0        | 4         | 3         | 20         | 27         | 1         | 0        | .414        | .522        | 0         |
| 2013                       | MILWAUKEE      | .279        | 56         | 136         | 27         | 38         | 10         | 0        | 11         | 27         | 0        | 1         | 5         | 11         | 34         | 3         | 0        | .353        | .596        | 1         |
|                            | Nashville      | .255        | 69         | 243         | 35         | 62         | 12         | 1        | 13         | 37         | 0        | 2         | 5         | 31         | 59         | 6         | 4        | .349        | .473        | 5         |
| 2014                       | MILWAUKEE      | .244        | 144        | 501         | 70         | 122        | 37         | 2        | 22         | 69         | 0        | 6         | 10        | 32         | 122        | 4         | 1        | .299        | .457        | 3         |
| 2015                       | MILWAUKEE      | .247        | 121        | 392         | 54         | 97         | 16         | 2        | 27         | 66         | 0        | 3         | 1         | 44         | 122        | 6         | 2        | .323        | .505        | 5         |
|                            | Wisconsin      | .100        | 6          | 20          | 1          | 2          | 0          | 0        | 0          | 2          | 0        | 1         | 0         | 3          | 2          | 0         | 1        | .208        | .100        | 0         |
| 2016                       | OAKLAND        | .247        | 150        | 555         | 85         | 137        | 24         | 2        | 42         | 102        | 0        | 5         | 8         | 42         | 166        | 1         | 2        | .307        | .524        | 5         |
| 2017                       | OAKLAND        | .247        | 153        | 566         | 91         | 140        | 28         | 1        | 43         | 110        | 0        | 7         | 6         | 73         | 195        | 4         | 0        | .336        | .528        | 1         |
| 2018                       | OAKLAND        | .247        | 151        | 576         | 98         | 142        | 28         | 1        | 48         | 123        | 0        | 7         | 12        | 59         | 175        | 0         | 0        | .326        | .549        | 0         |
| 2019                       | OAKLAND        | .220        | 133        | 481         | 61         | 106        | 11         | 0        | 23         | 73         | 0        | 2         | 3         | 47         | 146        | 0         | 0        | .293        | .387        | 0         |
| 2020                       | OAKLAND        | .200        | 30         | 85          | 9          | 17         | 5          | 0        | 2          | 10         | 0        | 1         | 3         | 10         | 26         | 0         | 0        | .303        | .329        | 0         |
| <b>Major League Totals</b> |                | <b>.243</b> | <b>938</b> | <b>3292</b> | <b>495</b> | <b>799</b> | <b>159</b> | <b>8</b> | <b>218</b> | <b>580</b> | <b>0</b> | <b>32</b> | <b>48</b> | <b>318</b> | <b>986</b> | <b>18</b> | <b>5</b> | <b>.316</b> | <b>.495</b> | <b>15</b> |

## CAREER TRANSACTIONS

**2006** — Selected by the Washington Nationals organization in the 29th round of the First-Year Player Draft; did not sign. **2009** — Selected by the Milwaukee Brewers organization in the 7th round of the First-Year Player Draft. **2015** — On the disabled list, May 31 to July 6; included rehabilitation assignment to Wisconsin, July 1 to 6. **2016** — Traded to the Oakland Athletics for minor league pitcher Bubba Derby and minor league catcher Jacob Nottingham, February 12. **2018** — On the disabled list, May 21 to 30. **2019** — On the injured list, May 22 to 31. On the paternity list, August 29 to 31. **2021** — Traded to the Texas Rangers with catcher Jonah Heim and minor league pitcher Dane Acker for shortstop Elvis Andrus, catcher Aramis Garcia and cash, February 6.



On the disabled list, April 1 to May 7; included rehabilitation assignment to Round Rock, May 6 to 7. Released, June 13; signed by the Oakland A's to a minor league contract, August 4.

### WILD CARD RECORD

| Year          | Club/Opp.   | AVG.        | G        | AB        | R        | H        | 2B       | 3B       | HR       | RBI      | SH       | SF       | HP       | BB       | SO       | SB       | CS       | OBP         | SLG         | E        |
|---------------|-------------|-------------|----------|-----------|----------|----------|----------|----------|----------|----------|----------|----------|----------|----------|----------|----------|----------|-------------|-------------|----------|
| 2018          | OAK vs. NYY | .250        | 1        | 4         | 1        | 1        | 0        | 0        | 1        | 2        | 0        | 0        | 0        | 0        | 2        | 0        | 0        | .250        | 1.000       | 0        |
| 2019          | OAK vs. TB  | .000        | 1        | 4         | 0        | 0        | 0        | 0        | 0        | 0        | 0        | 0        | 0        | 0        | 3        | 0        | 0        | .000        | .000        | 0        |
| 2020          | OAK vs. CWS | .250        | 2        | 8         | 1        | 2        | 0        | 0        | 1        | 1        | 0        | 0        | 0        | 0        | 2        | 0        | 0        | .250        | .625        | 0        |
| <b>Totals</b> |             | <b>.188</b> | <b>4</b> | <b>16</b> | <b>2</b> | <b>3</b> | <b>0</b> | <b>0</b> | <b>2</b> | <b>3</b> | <b>0</b> | <b>0</b> | <b>0</b> | <b>0</b> | <b>7</b> | <b>0</b> | <b>0</b> | <b>.188</b> | <b>.563</b> | <b>0</b> |

### DIVISION SERIES RECORD

| Year | Club/Opp.   | AVG. | G | AB | R | H | 2B | 3B | HR | RBI | SH | SF | HP | BB | SO | SB | CS | OBP  | SLG  | E |
|------|-------------|------|---|----|---|---|----|----|----|-----|----|----|----|----|----|----|----|------|------|---|
| 2020 | OAK vs. HOU | .250 | 4 | 16 | 2 | 4 | 0  | 0  | 2  | 3   | 0  | 0  | 1  | 0  | 8  | 0  | 0  | .294 | .625 | 0 |

### DAVIS' CAREER HIGHS

**Hits:** 4 (four times), last: May 17, 2018 at Toronto

**Home Runs:** 3, May 17, 2016 vs. Texas. 2 (25 times), September 13, 2019 at Texas; May 13, 2019 at Seattle; April 11, 2019 at Baltimore; April 10, 2019 at Baltimore; September 21, 2018 vs. Minnesota; August 19, 2018 vs. Houston; July 25, 2018 at Texas; July 22, 2018 vs. San Francisco; June 13, 2018 vs. Houston; June 8, 2018 vs. Kansas City; April 13, 2018 at Seattle; August 25, 2017 vs. Texas; June 28, 2017 at Houston; April 28, 2017 at Houston; April 3, 2017 vs. Los Angeles (AL); September 18, 2016 at Texas; July 27, 2016 at Texas; July 16, 2016 vs. Toronto; May 2, 2016 vs. Seattle; September 27, 2015 at St. Louis; August 19, 2015 vs. Miami; August 9, 2015 vs. St. Louis; August 6, 2015 vs. San Diego; May 25, 2015 vs. San Francisco; August 23, 2013 at Cincinnati

**Runs Batted In:** 6 (twice), May 17, 2016 vs. Texas; August 6, 2015 vs. San Diego; 5 (three times), last: July 25, 2018 at Texas

**Stolen Bases:** 1 (18 times), last: June 27, 2017 at Houston

**Hitting Streak:** 14, June 27 to July 12, 2018

**Hitless Streak (At Bats):** 20, August 16 to 22, 2017

**Game Ending RBI:** 7, July 28, 2019 vs. Texas (walk); September 21, 2018 vs. Minnesota (home run); May 5, 2018 vs. Baltimore (home run); July 15, 2017 vs. Cleveland (home run); June 15, 2017 vs. New York-AL (single); May 17, 2016 vs. Texas (grand slam); May 15, 2014 vs. Pittsburgh (single)

**Grand Slams:** 2, September 16, 2018 at Tampa Bay (Sergio Romo); May 17, 2016 vs. Texas (Shawn Tolleson)

**Pinch-Hit Home Runs:** 4, June 1, 2021 at Colorado (Carlos Estevez); July 18, 2015 vs. Pittsburgh (Antonio Bastardo); May 11, 2015 vs. Chicago-AL (Zach Duke); July 23, 2013 vs. San Diego (Colt Hynes)

**Inside-The-Park Home Runs:** None

**Lead Off Home Runs:** None

## OUTFIELDER

Height/Weight: 6-2 / 205

Bats/Throws: Left / Right

Birthdate: May 31, 1995

Opening Day Age: 25

Birthplace/Resides: Metairie, Louisiana / Metairie, Louisiana

Major League Service: None

Obtained: Selected in the 2nd round of the 2017 First-Year Player Draft

Contract Status: First year of a one-year contract through 2021

 @Greg\_D07 gregdeichmann Updated Stats

## CAREER HIGHLIGHTS

Was the A's 2nd round pick in the 2017 draft and is a .232 hitter with 26 home runs and 94 RBI in 184 games over three professional seasons...has started 141 games in right field, eight in left field, six in center field and four at first base...has played in the postseason in each of his three seasons...played for Mesa in the Arizona Fall League following the 2019 season and was named to the All-AFL Rising Stars team after leading the league with eight home runs in 23 games...was rated as the A's number nine prospect by *Baseball America* following the 2020 season.

## 2020 HIGHLIGHTS

Was a non-roster invitee with Oakland and hit .261 with two home runs and two RBI in 11 games during the spring...was added to the A's 60-man player pool on June 29 but did not play in 2020...was rated as the A's number nine prospect by *Baseball America* following the season.

## CAREER

**2019**— Made his Double-A debut with Midland and batted .219 with 11 home runs and 36 RBI in 80 games in a season shortened by a seven-week stay on the injured list with a shoulder injury...also stole 19 bases, which ranked 10th in the Texas League and fifth in the A's farm system...his .375 slugging percentage was the lowest of his three full seasons...played for Mesa in the Arizona Fall League following the season and was named to the All-AFL Rising Stars team after batting .256 with nine home runs and 20 RBI in 23 games...had more than twice as many home runs as any other player...also led the AFL in slugging (.634) and total bases (52), ranked second in OPS (.982), tied for second in RBI and extra base hits (12) and tied for fourth in runs (15)...with Midland, he batted .228 with 10 of his 11 home runs against right-handed pitchers compared to .170 against left-handers...hit eight of his 11 home runs on the road...had five home runs in 18 day games, six in 62 contests at night...started 69 games in right field and three in center field...had seven assists in 72 games overall in the outfield...committed four errors for a .973 fielding percentage...also went 5-for-32 (.156) in eight games as the designated hitter...hit in every spot in the order except first and ninth...saw his most action with 28 games batting seventh where he hit .314...collected a career-high tying three hits, including a season-high two doubles, on Opening Day, April 4 at Frisco...had the second two-homer game of his career May 7 at Northwest Arkansas (also Aug. 26, 2018 at Visalia) and matched his career high with three RBI...that started a six-game stretch from May 7-13 where he went 8-for-24 (.333) with five RBI...had a season-high eight-game hitting streak from June 6-16 (11-for-34, .324)...was batting .211 with seven home runs and 24 RBI in 60 games when he was placed on the injured list June 20 with a sprained right shoulder...was reinstated Aug. 7 and hit .247 with four home runs and 12 RBI over his final 20 contests...stole a career-high two bases Aug. 27 vs. Amarillo...went 0-for-4 with a career-high four strikeouts Aug. 21 vs. Northwest Arkansas...had his second career four-strikeout game Aug. 29 at Northwest Arkansas...batted .333 (7-for-21) with a double, two home runs, four RBI, three runs scored and eight strikeouts in the postseason as he started all five games in right field for Midland in the Texas League Semifinals against Amarillo.

**2018**— Spent most of the season at Single-A Stockton where he batted .199 with six home runs and 21 RBI in 47 games in a season shorted by a wrist injury...also appeared in 11 games with the A's affiliate in the Arizona Rookie League and combined for a .216 average, seven home runs

and 28 RBI in 58 games overall...had a career-high 16 doubles...batted .227 with all seven of his home runs against right-handed pitching compared to .178 against left-handers...started 38 games in right field, eight in left field, four at first base and three in center field...was also 3-for-8 (.375) in two games as the designated hitter...hit in every spot in the order except eighth and saw his most action with 18 games batting cleanup and 17 in the six spot...doubled in four straight games, April 7-9...was hitting .200 with seven doubles and five RBI in 15 games when he was placed on the disabled list April 21 with a strained right wrist...began a rehab assignment with the A's affiliate in the AZL June 18 and went 6-for-19 (.316) in five games before the assignment was halted June 27...collected his first career three-hit game June 20 against the Indians2 club... resumed his rehab July 16 and went 3-for-12 (.250) in six games before he was reinstated from the DL and sent back to Stockton July 28...hit five of his six home runs over an 11-game span from Aug. 15-26...that included his first career two-homer game Aug. 26 at Visalia...went 1-for-4 with three strikeouts in one postseason game with Stockton before going on the DL a second time Sept. 7 with a fractured right hamate.

**2017**—Made his professional debut with Vermont of the Short Season New York-Penn League and hit .274 with eight home runs and 30 RBI in 46 games...added 28 walks for a .385 on-base percentage...slugged .530 and had a .915 OPS...had a career-high four triples...tied for third in the NYPL in home runs...was named to the NYPL Midseason All-Star team and went 2-for-3 with a stolen base for the North in a start at designated in the All-Star Game...collected all eight of his home runs against right-handed pitching...hit .333 in April, .325 with a .400 on-base percentage when leading off an inning, .324 before the All-Star Break and .308 at home...started 34 games in right field and also appeared in one game in left field...committed his only error as a left fielder... hit clean-up 44 times...was 0-for-3 in his debut in the first game of a July 11 doubleheader at Staten Island but then went 2-for-3 with a triple, two RBI and a walk in the night cap...connected for his first home run and stole his first base July 13 at Staten Island...hit .200 (3-for-15) with a home run, three RBI and a walk in four postseason games.

## PERSONAL/MISCELLANEOUS

Gregory Arthur Deichmann was originally signed by A's scout Kelcey Mucker...graduated from Brother Martin HS (LA)...played collegiately at Louisiana State...was First-Team All-American and First-Team All-SEC in 2017...hit .294 with 30 home runs and 130 RBI in 146 games in three seasons with the Tigers.

### LIFETIME PLAYING RECORD

| Year | Club                | AVG. | G   | AB  | R   | H   | 2B | 3B | HR | RBI | SH | SF | HP | BB | SO  | SB | CS | OBP  | SLG  | E |
|------|---------------------|------|-----|-----|-----|-----|----|----|----|-----|----|----|----|----|-----|----|----|------|------|---|
| 2017 | Vermont             | .274 | 46  | 164 | 31  | 45  | 10 | 4  | 8  | 30  | 0  | 1  | 2  | 28 | 40  | 4  | 1  | .385 | .530 | 1 |
| 2018 | Stockton            | .199 | 47  | 166 | 18  | 33  | 14 | 0  | 6  | 21  | 0  | 1  | 1  | 17 | 63  | 0  | 1  | .276 | .392 | 4 |
|      | AZL A's             | .289 | 11  | 38  | 9   | 11  | 2  | 2  | 1  | 7   | 0  | 0  | 0  | 5  | 8   | 0  | 0  | .372 | .526 | 0 |
| 2019 | Midland             | .219 | 80  | 301 | 42  | 66  | 10 | 2  | 11 | 36  | 0  | 3  | 2  | 34 | 103 | 19 | 5  | .300 | .375 | 4 |
| 2020 |                     |      |     |     |     |     |    |    |    |     |    |    |    |    |     |    |    |      |      |   |
|      |                     |      |     |     |     |     |    |    |    |     |    |    |    |    |     |    |    |      |      |   |
|      | Minor League Totals | .232 | 184 | 669 | 100 | 155 | 36 | 8  | 26 | 94  | 0  | 5  | 5  | 84 | 214 | 23 | 7  | .320 | .426 | 9 |

### CAREER TRANSACTIONS

**2016** — Selected by the Minnesota Twins in the 26th round of the First-Year Player Draft; did not sign. **2017** — Selected by the Oakland Athletics in the 2nd round of the First-Year Player Draft.

**LEFT-HANDED PITCHER****Height/Weight:** 6-4 / 195**Birthdate:** January 21, 1987**Birthplace/Resides:** Wymore, Nebraska / Lincoln, Nebraska**Major League Service:** 8 years, 50 days**Obtained:** Acquired from the Kansas City Royals for minor leaguers

Ismael Aquino and Dairon Blanco, July 27, 2019; re-signed December 3, 2019

**Contract Status:** Second year of a two-year contract through 2021 with a club option for 2022.[@JakeDiekman](#)[@jakediekman](#)[Updated Stats](#)**CAREER HIGHLIGHTS**

Has pitched for five teams in nine seasons in the majors and is 17-22 with seven saves and a 3.71 ERA in 462 career appearances, all in relief...has more strikeouts (498) than innings pitched (395.1) for an average of 11.34 strikeouts per nine innings...was originally drafted by Philadelphia in the 30th round in 2007 and pitched for the Phillies (2012-15), Rangers (2015-18), Diamondbacks (2018) and Royals (2019) before he was dealt to the A's days before the 2019 trading deadline...was part of a combined no-hitter with Philadelphia on Sept. 1, 2014 at Atlanta, working a 1-2-3 seventh inning...recorded the win in his Major League debut on May 15, 2012 vs. Houston...pitched in the Arizona Fall League in 2010 and 2011 and was named to the Top Prospects Team in 2011.

**MLB MOST HOLDS, 2019-20**

- 44 Jake Diekman
- 36 Yusmeiro Petit
- 36 Craig Stammen
- 35 Tony Watson
- 32 Zack Britton
- 32 Will Harris

**2020 HIGHLIGHTS**

Allowed just two runs in 21 appearances in 2020 and only one was earned for a 0.42 ERA...opponents went 8-for-70 (.114) with one extra base hit (home run) for a .157 slugging percentage...however, he walked 12 for a .253 on-base percentage...had a .410 OPS and had career lows in ERA, opponents batting, slugging, on-base percentage and OPS...in two seasons with the A's, he has allowed 24 hits but has walked 28...ranked second among Major League relievers in ERA and opponents slugging percentage, fifth in batting average and seventh in OPS...based on a minimum of 20 innings pitched, his ERA was the lowest in Athletics history ahead of Joey Devine, who had a 0.59 ERA in 45.2 innings in 2008...based on a minimum of 75 batters faced, his opponents batting average and slugging percentage were the lowest in Oakland history...the previous lows were a .147 batting average by Pat Neshek in 2012 and a .170 slugging percentage by Joey Devine in 2008...struck out 31 batters in 21.1 innings for a career-best mark of 13.08 strikeouts per nine innings (previously, 12.68 in 2014)...surrendered just one home run...his opponents batting average broke down to .070 (3-for-43) against right-handed hitters compared to .185 (5-for-27) against left-handers...issued seven of his 12 walks and surrendered his only home run to lefties for a .649 OPS (.253 against righties)...yielded a .061 batting average with runners on base, .162 with nine of his 12 walks with the bases empty...opponents were 2-for-10 (.200) with runners in scoring position...did not allow an earned run in 12 games in Oakland (15.0 ip), 12 games during the day (12.2 ip) or 13 games when pitching on two days rest or fewer (14.0 ip)...first batters faced were 1-for-16 (.063) with four walks and a sacrifice hit...among pitchers in the West divisions, he tied for the third lowest batting average and slugging percentage against first batters but tied for the third most walks...now has a .207 batting average against first batters in his career and has allowed just four home runs in 462 batters faced...allowed 1-of-3 (33.3%) inherited runners to score...led the majors with 13 holds after tying for the lead with 31 in 2019...did not allow an earned run in 15 games (15.1 innings) against American League West teams...now has a 2.46 ERA in 126 career appearances against the AL West compared to a 4.17 ERA in 336 games against all other competition...tossed at least one inning in 18 of his 21 appearances but more than one inning just three times...the A's were 20-1 when he pitched.

**OAKLAND:** Walked a season-high two batters but also struck out a season-high three July 27 against Los Angeles (AL)...it was his first of three three-strikeout games (Aug. 23 vs. Los Angeles-AL and Sept. 16 at Colorado)...matched his season high with two walks and had a season-high 34 pitches Aug. 2 at Seattle...yielded two hits Aug. 17 at Arizona, his only outing with more than one hit in 2020...tossed a career-high tying 2.0 scoreless innings Aug. 23 against Los Angeles (AL)...it was his 15th career outing of 2.0 innings but his first since April 27, 2016...did not allow a run in nine games in August (9.1 ip)...opponents hit .129 and he struck out 14 in 9.1 innings...then logged a 0.96 ERA and .100 opponents average in September with 13 strikeouts in 9.1 innings...surrendered his first run of the season in his 19th appearance on Sept. 23 at Los Angeles (NL) when Seager homered with one out in the sixth...it was the first run he allowed since Sept. 14, 2019 at Texas and it snapped a career-high 22.0-inning scoreless streak, which was the longest by an A's reliever since Sean Doolittle had a 26.1-inning streak from April 29-June 27, 2014...his season-opening 18.1-inning scoreless streak tied for second longest in Oakland history by a player on the Opening Day roster...the home run was his first June 21, 2019 against Minnesota (Sanó), a streak of 57 games, 48.1 innings and 214 batters faced without allowing a home run...allowed his second and final run of the season in his next appearance Sept. 25 against Seattle but it was unearned...picked up his only two wins of the season in those two games against the Dodgers and Mariners...pitched in six of the A's seven postseason games and compiled a 3.86 ERA and .176 opponents batting average...became the first A's pitcher with six appearances in a postseason since Dennis Eckersley and Rick Honeycutt had six games each in 1989...worked in all three ALCWS games against Chicago and did not allow a run or a hit (1.2 ip, 2 bb, 1 so)...earned the save in Game 2 when he relieved Hendriks in the ninth inning with the bases loaded, two outs and the A's leading 5-2...walked Grandal to force in a run but then got Abreu to ground out to end the game...faced Houston three times in the ALDS (3.0 ip, 3 h, 2 r, 2 er, 0 bb, 4 so)...allowed his only runs in Game 4 on a two-run home run by Altuve.

## CAREER

**2019**—Began the season with Kansas City and was 0-6 with a 4.75 ERA in 48 relief appearances when he was traded to Oakland on July 27...went 1-1 with a 4.43 ERA in 28 games with the A's and had a 4.65 ERA in a career-high 76 relief appearances overall...ranked second in the American League in games pitched...held the opposition to a .215 batting average but issued a career-high 39 walks and hit a career-high 11 batters in 62.0 innings for a .352 on-base percentage...the 11 hit batters matched the most by an AL reliever (Dellin Betances, NYY in 2017 and Mitch Williams, TEX in 1986) and tied for second among Major League relievers (12, Carlos Marmol, CHC in 2009)...they tied for sixth among all AL pitchers in 2019...also had career highs in holds (31), losses (7) and earned runs (32) and his 84 strikeouts were second only to his 100 in 2014 with Philadelphia...averaged 12.19 strikeouts per nine innings...surrendered just three home runs and his average of 0.44 home runs per nine innings was third lowest among AL relievers...did not allow a home run in 20.1 innings with the A's...his .215 opponents batting average included a mark of .210 against right-handed hitters compared to .224 against left-handers...did not allow a home run to a lefty...allowed 10-of-39 (25.6%) inherited runners to score, which was ninth-lowest percentage in the AL...first batters faced hit .210 but he issued 10 first-batter walks, which tied for fourth most in the AL (.342 on-base percentage)...tied for the lead among AL relievers in holds and losses and ranked fifth in walks...combined for a 6.19 ERA in 47 appearances on zero or one day of rest...had a 2.36 ERA in 29 outings on two days rest or more...had a 2.20 ERA and .130 opponents batting average in the sixth and seventh innings, a 6.15 ERA and .248 opponents average from the eighth inning on...the opponents number four hitter was 1-for-21 (.048) off him with no RBI...logged a 6.52 ERA in 13 interleague appearances, a 4.30 ERA in 63 outings against AL teams...tossed one inning or fewer in 71 of his 76 relief appearances and his season high was 1.2 innings...did not allow a run in 14 of his 16 appearances from April 7 to May 12 and had a 1.32 ERA and .091 opponents batting average over that span...allowed just 1-of-12 inherited runners to score...had a season-high 8.2-inning scoreless streak from April 22 to May 12...tossed a season-high 1.2 scoreless and hitless innings April 27 against Los Angeles (AL)...struck out at least one batter in a career-high 21 consecutive games from May 1 to June 20...had 36 strikeouts in 20.0 innings over that span (16.20 strikeouts per nine innings)...struck out a season-high three batters May 14 against Texas, a mark he matched on May 19 at Los Angeles (AL) and July 24 at Atlanta...also struck out two batters May 19 at Detroit as he pitched for Oakland in the A's suspended game against the Tigers that was completed on Sept. 6...compiled a 2.08 ERA and .116

opponents batting average in 13 games in May...struck out 24 batters in 13.0 innings...had not allowed a home run over his first 29 games through June 2...then surrendered all three of his home runs over an eight-game stretch from June 4 to 21...finished the season with a 39-game, 30.0-inning, 143-batters faced homerless streak...tossed a scoreless eighth inning June 17 at Seattle in his 400th career appearance...did not allow a run in five of his final six outings with the Royals (1.69 ERA)...was traded to the A's on July 27 for minor league pitcher Ismael Aquino and minor league outfielder Dairon Blanco...made his Oakland debut July 30 against Milwaukee and tossed a scoreless seventh inning (1 bb) in the A's 3-2, 10-inning win...was credited with his first win of the season Aug. 15 against Houston when he recorded the final out of the eighth inning with the score tied 6-6...the A's scored a run in the bottom of the sixth for a 7-6 victory...it snapped a season-opening six-game losing streak and a career-high eight-game losing streak overall...it was his first win since June 2, 2018 at Los Angeles (AL)...had a six-game scoreless streak from Aug. 15 to 24 (5.0 ip)...capped the streak Aug. 24 against San Francisco with a season-high tying 1.2 scoreless innings...finished the season with a six-game (3.2 ip) scoreless streak...retired the only batter he faced in the AL Wild Card game on Oct. 2 against Tampa Bay in Oakland when he got Austin Meadows to fly out for the final out of the fifth inning.

**2018**—Appeared in 71 games combined between Texas and Arizona, being traded to the Diamondbacks at the non-waiver deadline...went 1-2 with two saves, a 4.73 ERA, 17 holds and 66 strikeouts...acquired by Arizona in exchange for right-handed pitcher Wei-Chieh Huang and left-handed pitcher Joshua Javier on July 31...tossed a scoreless inning at Chase Field the night prior to the deal and rode the bullpen cart from the visiting clubhouse to the home clubhouse before the next night's game...tied for seventh among Major League left-handed relievers in appearances and was 13th in strikeouts per 9.0 innings (11.14)...allowed just 22.2 percent of his inherited runners to score (6-for-27)...stranded seven of eight inherited runners with the Diamondbacks...made 15-straight scoreless appearances on the road from July 5-Sept. 11, spanning 10.2 innings...limited right-handed batters to a .191 average...however, lefties hit .329 against him.

**2017**—Missed a majority of the season due to three surgeries to replace his colon with an internal reservoir in order to relieve his ulcerative colitis condition...all three surgeries were conducted at the Mayo Clinic in Rochester, Minn., with the final one on June 9...made 11 relief appearances in September and posted a 2.53 ERA...allowed all three runs in one outing on Sept. 13 vs. Seattle...ranked among AL leaders for September/October in holds (5, t-5th) and opponents batting average (.121, 10th)...set a club record by opening a season with five-straight outings without allowing a hit and facing at least three batters in each appearance.

**2016**—Made 66 relief appearances in his first full season with the Rangers, going 4-2 with a 3.40 ERA...recorded the first four saves of his Major League career...among American League relievers, tied for fourth in holds (26) and ranked ninth in opponents average (.189)...extended a streak of appearances without an earned run to 20 straight (15.2 ip) from Sept. 12, 2015-April 27, 2016, before surrendering three runs to the Angels on May 1...recorded his first ML save June 9 against Houston...placed on the disabled list (left index finger laceration) on July 6 and was reinstated on July 21...made two appearances vs. Toronto in the ALDS, allowing three runs on five hits in 1.0 inning of work...surrendered all three tallies in the ninth inning of the Jays 10-1 triumph in Game 1...also allowed a double and issued an intentional walk in the sixth inning of Game 3.

**2015**—Combined to go 2-1 with a 4.01 ERA over 67 appearances with the Phillies and Rangers...acquired by Texas on July 31 along with Cole Hamels and cash considerations, in exchange for six minor league players...made his Rangers debut that night vs. San Francisco, tossing 1.2 scoreless innings...following the trade, posted a 2.08 ERA and allowed just two of 13 inherited runners to score (15.4%)...ended the season with 7.1 scoreless innings over his final nine relief appearances, with opponents going 1-for-24 (.042) against him...made four appearances vs. Toronto in the American League Division Series, posting a 1.50 ERA and a .105 opponents average...worked 2.0 scoreless innings in both Game 1 and 2 at Rogers Centre, protecting a 5-3 lead in the first contest.

**2014**—In his first full Major League season, ranked third among National League relievers in strikeouts (100), fourth in strikeouts per nine innings (12.68), tied for sixth in innings (71.0) and tied for ninth in appearances (73)...posted a 2.38 ERA over his last 25 appearances of the season,

holding opponents scoreless in 21 of them (Aug. 3-Sept. 28)...combined with Cole Hamels, Ken Giles and Jonathan Papelbon for a no-hitter on Sept. 1 at Atlanta, working a 1-2-3 seventh inning.

**2013**—Worked 45 games with the Phillies, after opening the year with Triple-A Lehigh Valley...went 1-4 with a 2.58 ERA and 41 strikeouts in 38.1 innings...posted a 1.82 ERA and a .190 opponents average over his final 34 outings (July 7-Sept. 28)...also allowed one run over his final 19 appearances (0.52 ERA)...fanned all five hitters he faced in 1.2 innings at Pittsburgh on July 3, which established his single-game career high.

**2012**—Made his Major League debut on May 15 against Houston, earning a win with 1.1 scoreless innings in a 4-3 final...became the first Phillies reliever to win his first ML game since Sergio Escalona in 2009...had two stints in the big leagues (May 15-July 31 and Sept. 3-end of season)...also pitched in 25 games with Lehigh Valley...recorded an 11.52 strikeout-per-nine-inning rate.

**2011**—Tied for fourth in the Eastern League in appearances (53), spending the year at Double-A Reading...averaged 11.49 strikeouts per nine innings (83 so in 65.0 ip)...named to the Arizona Fall League Top Prospects team, pitching for Scottsdale.

**2010**—Held opponents to a .187 average combined between Single-A Lakewood and Clearwater...pitched for Mesa in the Arizona Fall League...also participated in the Florida Instructional League for the third straight year.

**2009**—Transitioned from starter to reliever, making two starts with Lakewood to open the year...has made just one professional start, which was part of a minor league rehab assignment, since April 18, 2009.

**2008**—Combined for a 4-9 record and a 5.09 ERA in 27 starts with Lakewood and Williamsport...struck out 96 in 141.1 innings but walked 72.

**2007**—Made his professional debut with the GCL Phillies and went 1-3 with a 2.92 ERA in 10 games, seven starts...also went 2-1 with a 2.25 ERA in three starts with Williamsport.

## PERSONAL/MISCELLANEOUS

Jacob Tanner Diekman was originally signed by Phillies scout Jerry Lafferty...is married, Amanda, and has a daughter, Palmer...played baseball, basketball and golf at Wymore (Neb.) Southern High School, graduating in 2005...pitched two seasons at Cloud County Community College in Concordia, Kan., graduating with an associate's degree in business administration...actively involved in activities for the Cohn's and Colitis Foundation of America...joined with wife, Amanda, to found the "Gut it Out Foundation," whose mission is to connect patients and caregivers through education and inspiration in order to strengthen relationships and resources within the community...awarded the 53rd Hutch Award by the Fred Hutchinson Cancer Research Center in Seattle in January 2018...the honor is given annually to an MLB player who best exemplifies the honor, courage and dedication of the legendary player and manager, Fred Hutchinson.

## LIVING PHILADELPHIA ATHLETICS

As of Jan. 1, 2021, there are five living former Philadelphia Athletics, the oldest of which is Eddie Robinson, who was born on Dec. 15, 1920 and played for Philadelphia in 1953. Robinson is the oldest living Major Leaguer and is also the oldest Kansas City Athletic, as he also played for the A's in 1956. The oldest living Oakland A's player as of Jan. 1 is Felipe Alou, who played for the A's in 1970 and 1971 and was born on May 12, 1935. The five living Philadelphia Athletics are:

| Player          | Years   | Birthday       |
|-----------------|---------|----------------|
| Eddie Robinson  | 1953    | Dec. 15, 1920  |
| Bobby Shantz    | 1949-54 | Sept. 26, 1925 |
| Bill Harrington | 1953    | Oct. 3, 1927   |
| Bill Wilson     | 1954    | Nov. 6, 1928   |
| Art Ditmar      | 1954    | April 3, 1929  |



## LIFETIME PITCHING RECORD

| Year                       | Club          | W         | L         | ERA         | G          | GS       | CG       | SHO      | SV       | IP           | H          | R          | ER         | HR        | HB        | BB         | IBB       | SO         | WP        | BK       |
|----------------------------|---------------|-----------|-----------|-------------|------------|----------|----------|----------|----------|--------------|------------|------------|------------|-----------|-----------|------------|-----------|------------|-----------|----------|
| 2007                       | GCL Phillies  | 1         | 3         | 2.92        | 10         | 7        | 0        | 0        | 0        | 37.0         | 29         | 12         | 12         | 2         | 3         | 13         | 0         | 35         | 0         | 0        |
|                            | Williamsport  | 2         | 1         | 2.25        | 3          | 3        | 0        | 0        | 0        | 16.0         | 10         | 4          | 4          | 0         | 1         | 8          | 0         | 11         | 1         | 0        |
| 2008                       | Lakewood      | 3         | 5         | 5.42        | 19         | 19       | 0        | 0        | 0        | 96.1         | 120        | 72         | 58         | 4         | 5         | 47         | 0         | 53         | 12        | 3        |
|                            | Williamsport  | 1         | 4         | 4.40        | 8          | 8        | 1        | 0        | 0        | 45.0         | 41         | 24         | 22         | 4         | 1         | 25         | 0         | 43         | 2         | 0        |
| 2009                       | Lakewood      | 2         | 0         | 4.04        | 32         | 2        | 0        | 0        | 2        | 55.2         | 59         | 32         | 25         | 3         | 0         | 28         | 0         | 52         | 4         | 3        |
| 2010                       | Lakewood      | 2         | 0         | 1.90        | 21         | 0        | 0        | 0        | 0        | 23.2         | 16         | 11         | 5          | 0         | 5         | 15         | 0         | 30         | 3         | 0        |
|                            | Clearwater    | 0         | 2         | 3.66        | 24         | 0        | 0        | 0        | 0        | 32.0         | 22         | 20         | 13         | 2         | 6         | 23         | 0         | 26         | 2         | 0        |
| 2011                       | Reading       | 0         | 1         | 3.05        | 53         | 0        | 0        | 0        | 3        | 65.0         | 47         | 29         | 22         | 3         | 5         | 44         | 2         | 83         | 7         | 0        |
| 2012                       | Lehigh Valley | 1         | 1         | 1.69        | 25         | 0        | 0        | 0        | 7        | 26.2         | 19         | 5          | 5          | 0         | 2         | 13         | 1         | 37         | 0         | 0        |
|                            | PHILADELPHIA  | 1         | 1         | 3.95        | 32         | 0        | 0        | 0        | 0        | 27.1         | 25         | 17         | 12         | 1         | 3         | 20         | 3         | 35         | 1         | 0        |
| 2013                       | Lehigh Valley | 1         | 0         | 5.70        | 30         | 0        | 0        | 0        | 11       | 30.0         | 31         | 22         | 19         | 1         | 1         | 24         | 1         | 37         | 1         | 0        |
|                            | PHILADELPHIA  | 1         | 4         | 2.58        | 45         | 0        | 0        | 0        | 0        | 38.1         | 34         | 15         | 11         | 1         | 0         | 16         | 2         | 41         | 2         | 1        |
| 2014                       | PHILADELPHIA  | 5         | 5         | 3.80        | 73         | 0        | 0        | 0        | 0        | 71.0         | 66         | 36         | 30         | 4         | 3         | 35         | 5         | 100        | 7         | 0        |
| 2015                       | PHILADELPHIA  | 2         | 1         | 5.15        | 41         | 0        | 0        | 0        | 0        | 36.2         | 40         | 23         | 21         | 3         | 2         | 24         | 0         | 49         | 1         | 0        |
|                            | Lehigh Valley | 0         | 0         | 0.00        | 6          | 0        | 0        | 0        | 3        | 7.0          | 5          | 0          | 0          | 0         | 0         | 1          | 0         | 7          | 1         | 0        |
|                            | TEXAS         | 0         | 0         | 2.08        | 26         | 0        | 0        | 0        | 0        | 21.2         | 13         | 5          | 5          | 2         | 1         | 7          | 0         | 20         | 1         | 0        |
| 2016                       | TEXAS         | 4         | 2         | 3.40        | 66         | 0        | 0        | 0        | 4        | 53.0         | 36         | 22         | 20         | 4         | 3         | 26         | 1         | 59         | 3         | 0        |
| 2017                       | Frisco        | 1         | 0         | 1.80        | 5          | 1        | 0        | 0        | 0        | 5.0          | 3          | 1          | 1          | 0         | 0         | 0          | 0         | 6          | 0         | 0        |
|                            | Round Rock    | 0         | 0         | 0.00        | 1          | 0        | 0        | 0        | 0        | 1.1          | 0          | 0          | 0          | 0         | 0         | 0          | 0         | 2          | 0         | 0        |
|                            | TEXAS         | 0         | 0         | 2.53        | 11         | 0        | 0        | 0        | 1        | 10.2         | 4          | 3          | 3          | 1         | 0         | 10         | 1         | 13         | 0         | 0        |
| 2018                       | TEXAS         | 1         | 1         | 3.69        | 47         | 0        | 0        | 0        | 2        | 39.0         | 31         | 18         | 16         | 2         | 3         | 23         | 1         | 48         | 0         | 0        |
|                            | ARIZONA       | 0         | 1         | 7.53        | 24         | 0        | 0        | 0        | 0        | 14.1         | 18         | 15         | 12         | 2         | 3         | 8          | 1         | 18         | 3         | 0        |
| 2019                       | KANSAS CITY   | 0         | 6         | 4.75        | 48         | 0        | 0        | 0        | 0        | 41.2         | 33         | 23         | 22         | 3         | 8         | 23         | 0         | 63         | 4         | 0        |
|                            | OAKLAND       | 1         | 1         | 4.43        | 28         | 0        | 0        | 0        | 0        | 20.1         | 16         | 11         | 10         | 0         | 3         | 16         | 1         | 21         | 2         | 0        |
| 2020                       | OAKLAND       | 2         | 0         | 0.42        | 21         | 0        | 0        | 0        | 0        | 21.1         | 8          | 2          | 1          | 1         | 1         | 12         | 1         | 31         | 0         | 0        |
| <b>Major League Totals</b> |               | <b>17</b> | <b>22</b> | <b>3.71</b> | <b>462</b> | <b>0</b> | <b>0</b> | <b>0</b> | <b>7</b> | <b>395.1</b> | <b>324</b> | <b>190</b> | <b>163</b> | <b>24</b> | <b>30</b> | <b>220</b> | <b>16</b> | <b>498</b> | <b>24</b> | <b>1</b> |

## CAREER TRANSACTIONS

**2007** — Selected by the Philadelphia Phillies organization in the 30th round of the First-Year Player Draft. **2015** — Traded to the Texas Rangers with pitcher Cole Hamels and cash for pitchers Jared Eickhoff and Matt Harrison, catcher Jorge Alfaro, minor league pitchers Alec Asher and Jake Thompson and minor league outfielder Nick Williams, July 31. **2016** — On the disabled list, July 6 to 21. **2017** — On the disabled list, February 14 to August 31; included rehabilitation assignments to Frisco, August 17 to 24 and August 28 to 31, and Round Rock, August 25 to 27. **2018** — Traded to the Arizona Diamondbacks for minor league pitcher Wei-Chieh Huang and a player to be named later (minor league pitcher Joshua Javier on August 17), July 31. Elected free agency, October 29. **2019** — Signed by the Kansas City Royals, February 13. Traded to the Oakland Athletics for minor league pitcher Ismael Aquino and minor league outfielder Dairon Blanco, July 27. Elected free agency (option not exercised), October 31; re-signed by Oakland, December 3.

## WILD CARD RECORD

| Year          | Club/Opp.   | W        | L        | ERA         | G        | GS       | CG       | SHO      | SV       | IP         | H        | R        | ER       | HR       | HB       | BB       | IBB      | SO       | WP       | BK       |
|---------------|-------------|----------|----------|-------------|----------|----------|----------|----------|----------|------------|----------|----------|----------|----------|----------|----------|----------|----------|----------|----------|
| 2019          | OAK vs. TB  | 0        | 0        | 0.00        | 1        | 0        | 0        | 0        | 0        | 0.1        | 0        | 0        | 0        | 0        | 0        | 0        | 0        | 0        | 0        | 0        |
| 2020          | OAK vs. CWS | 0        | 0        | 0.00        | 3        | 0        | 0        | 0        | 1        | 1.2        | 0        | 0        | 0        | 0        | 0        | 2        | 0        | 1        | 0        | 0        |
| <b>Totals</b> |             | <b>0</b> | <b>0</b> | <b>0.00</b> | <b>4</b> | <b>0</b> | <b>0</b> | <b>0</b> | <b>1</b> | <b>2.0</b> | <b>0</b> | <b>0</b> | <b>0</b> | <b>0</b> | <b>0</b> | <b>2</b> | <b>0</b> | <b>1</b> | <b>0</b> | <b>0</b> |

## DIVISION SERIES RECORD

| Year          | Club/Opp.   | W        | L        | ERA         | G        | GS       | CG       | SHO      | SV       | IP          | H         | R        | ER       | HR       | HB       | BB       | IBB      | SO        | WP       | BK       |
|---------------|-------------|----------|----------|-------------|----------|----------|----------|----------|----------|-------------|-----------|----------|----------|----------|----------|----------|----------|-----------|----------|----------|
| 2015          | TEX vs. TOR | 0        | 0        | 1.50        | 4        | 0        | 0        | 0        | 0        | 6.0         | 2         | 1        | 1        | 0        | 0        | 0        | 0        | 5         | 0        | 0        |
| 2016          | TEX vs. TOR | 0        | 0        | 27.00       | 2        | 0        | 0        | 0        | 0        | 1.0         | 5         | 3        | 3        | 1        | 0        | 2        | 1        | 1         | 0        | 0        |
| 2020          | OAK vs. HOU | 0        | 0        | 6.00        | 3        | 0        | 0        | 0        | 0        | 3.0         | 3         | 2        | 2        | 1        | 1        | 0        | 0        | 4         | 0        | 0        |
| <b>Totals</b> |             | <b>0</b> | <b>0</b> | <b>5.40</b> | <b>9</b> | <b>0</b> | <b>0</b> | <b>0</b> | <b>0</b> | <b>10.0</b> | <b>10</b> | <b>6</b> | <b>6</b> | <b>2</b> | <b>1</b> | <b>2</b> | <b>1</b> | <b>10</b> | <b>0</b> | <b>0</b> |

## DIEKMANN'S CAREER BESTS

**Low Hit Complete Game:** None  
**Innings Pitched:** 2.0 (15 times), last: August 23, 2020 vs. Los Angeles (AL)  
**Strikeouts:** 5, July 3, 2013 at Pittsburgh  
**Pitches:** 52, April 28, 2015 at St. Louis  
**Longest Winning Streak:** 3, June 7 to August 10, 2016  
**Longest Losing Streak:** 8, June 26, 2018 to July 7, 2019  
**Longest Scoreless Streak:** 22.0, September 16, 2019 to September 19, 2020

**RIGHT-HANDED PITCHER****Height/Weight:** 6-0 / 215**Bats/Throws:** Right / Right**Birthdate:** February 12, 1995**Opening Day Age:** 26**Birthplace/Resides:** Zionsville, Indiana / Zionsville, Indiana**Major League Service:** None**Obtained:** Selected in the 7th round of the 2017 First-Year Player Draft**Contract Status:** First year of a one-year contract through 2021[Updated Stats](#)**NON-ROSTER INVITEE****CAREER HIGHLIGHTS**

Was selected by the A's in the seventh round of the 2017 draft and is 20-13 with a 2.94 ERA in 63 games, including 56 starts, in three seasons as a professional...has struck out 335 (9.39 per nine innings) in 321.0 career innings...tied for sixth in the minor leagues in wins (13) in 2018 and tied for eighth in strikeouts (163)...did not allow a run in 38.1 innings with Vermont in 2017, earning *Baseball America* Short-Season All-Star honors.

**2020 HIGHLIGHTS**

Was a non-roster invitee with the A's and went 0-1 with a 12.27 ERA in three appearances during the spring before he was reassigned to minor league camp on March 6...was added to the A's 60-man player pool on June 29 but did not pitch in 2020.

**CAREER**

**2019**—Spent the first five weeks of the season at Double-A Midland and was promoted to Triple-A Las Vegas May 12 after compiling a 1.89 ERA in six starts with the RockHounds...was 4-5 with a save and a 4.38 ERA in 20 games, 19 starts, with the Aviators...combined for a 6-7 record and a 4.36 ERA in 26 appearances overall...had career highs in games, starts, losses, runs (73), earned runs (63), home runs (22), hit batters (10) and walks (48)...the save was the first of his career...ranked fourth in the A's farm system in strikeouts (124), eighth in innings pitched (130.0), ninth in ERA and tied for ninth in wins...allowed a .238 opponents batting average, which broke down to .214 against right-handed hitters compared to .256 against left-handers...yielded a .195 average to batters leading off an inning...opponents hit .298 with runners in scoring position...combined to go 2-3 with a 3.10 ERA in 11 starts at home compared to 4-4 with a 5.48 ERA in 15 games on the road...went 2-0 with a 1.35 ERA and .167 opponents batting average over a five-start stretch from April 16 to May 13...was named Texas League Pitcher of the Week for the week of April 22-28 after winning both of his starts while tossing 15.0 scoreless innings...logged 7.0 innings April 22 against Tulsa...then pitched a career-high tying 8.0 scoreless innings and allowed just two hits and a walk against Northwest Arkansas April 28...had a season-best 16.0-inning scoreless streak from April 22 to May 5...went 2-2 with a 1.74 ERA and .204 opponents batting average in five starts in April...was 2-2 with a 1.89 ERA in six starts when he was promoted to Las Vegas May 12...struck out a season-high nine batters in his Triple-A debut May 13 against Tacoma...walked a career-high tying four batters May 20 at Salt Lake, June 5 vs. Round Rock and July 25 at Tacoma...allowed a career-high eight runs in 5.2 innings in an 8-3 loss at Reno May 25...also had a career-high 110 pitches in that start...had the shortest start of his career July 6 at Albuquerque when he lasted just 1.0 innings (3 h, 3 r, 3 er, 1 bb, 0 so)...compiled a 2-0 record, a 1.78 ERA and .204 opponents batting average over a six-game stretch from July 27 to Aug. 24...made his only relief appearance of the season Aug. 13 at Omaha in a game started by a rehabbing Sean Manaea...pitched the final three innings of the Aviators 4-2 win for his first professional save (2 h, 1 r, 1 er, 1 bb, 2 so)...matched his season-high with nine strikeouts in 5.2 scoreless innings on Aug. 24 at Tacoma...was named Pacific Coast League Pitcher of the Week for the week of Aug. 19-25 after going 1-0 with a 0.00 ERA and 15 strikeouts in 11.2 innings over two starts...allowed just four hits and walked one...made one postseason start and had a no decision in the Aviators 8-6 loss in Game 2 of the PCL Semifinals at Sacramento on Sept. 5 (3.1 ip, 5 h, 5 r, 5 er, 2 bb, 6 so).

**2018**—Split his season between Single-A Stockton and Double-A Midland and combined for a 13-6 record and a 2.33 ERA in 24 games, including 22 starts, in his second professional season...struck out 163 and walked just 31 in 150.2 innings for a strikeout-to-walk ratio of 5.26...averaged 9.74 strikeouts per nine innings and 1.85 walks per nine innings...his 13 wins tied for sixth in all of minor league baseball and his 163 strikeouts tied for eighth...led the A's farm system in ERA, wins and strikeouts and ranked second in innings pitched...was named an A's Organization All-Star by mlb.com and was a California League Midseason All-Star...began the year at Stockton and went 6-2 with a 2.70 ERA in 12 games...was tied for second in the CL in wins, ranked third in strikeouts (82) and fourth in ERA at the time of his promotion to Midland on June 13...went 7-4 with a 2.01 ERA in 12 starts with the RockHounds...tied for the Texas League lead in wins from June 13 through the end of the season, ranked second in ERA and third in strikeouts (81)...allowed a .219 opponents batting average, including .215 against left-handed hitters compared to .222 against right-handers...opponents hit .206 with runners in scoring position, including .152 with RISP and two outs...nine of the 12 home runs he allowed came with the bases empty...went 3-1 with a 1.71 ERA in five starts during the day, 10-5 with a 2.50 ERA in 19 games at night...both of his relief appearances came in relief of a pitcher on a rehab assignment from Oakland...tossed six or more innings in 17 of his 24 appearances, allowed two runs or fewer 15 times and walked two or fewer 19 times...did not allow a run in his first two starts on April 7 against Lake Elsinore and April 12 at San Jose...tossed 5.0 innings in each game...struck out 10 and did not walk a batter in the first game but had a no decision...then yielded just one hit for his first win of the season in the second game...walked one and struck out four and was named Cal League Pitcher of the Week for the week of April 9-15...allowed a run in the second inning on April 18 at Modesto, snapping a 49.1-inning scoreless streak dating back to June 30, 2017...went 2-0 with a 2.28 ERA in five starts in April and struck out 38 batters in 27.2 innings...ranked second in all of minor league baseball in strikeouts in April...struck out a season-high 11 batters at Inland Empire May 13...won each of his final four starts at Stockton from May 25 to June 11 (2.77 ERA)...named to the Cal League Midseason All-Star Game but did not play in the June 19 game as he was promoted to Midland June 13...did not allow a run in five of his final seven starts from July 24 to Aug. 30, going 6-1 with a 0.94 ERA...tossed a season-high 8.0 innings July 7 at Springfield...finished the season with a 51.2-inning homerless streak beginning July 18...had a four-game winning streak from July 24 to Aug. 12 (0.68 ERA)...had a season-high 22.1-inning scoreless streak from July 30 to Aug. 18...finished the season with a 14.1-inning scoreless streak...tossed 7.1 scoreless and hitless on Aug. 24 in a 3-1 win at Corpus Christi...walked two and struck out seven and was removed after throwing a season-high tying 108 pitches...earned Texas League Pitcher of the Week honors for the week of Aug. 20 to 26...did not allow a run in four of his five starts in August and was 4-1 with a 0.77 ERA and .167 opponents batting average.

**2017**—Made his professional debut with the A's affiliate in the Arizona Rookie League and allowed three runs in 2.0 innings in his only game on June 24 at the Cubs (13.50 ERA)...was moved up to Single-A Vermont June 27 and did not allow a run in 38.1 innings with the Lake Monsters...was a combined 1-0 with a 0.67 ERA in 13 games, including nine starts...struck out 48 in 38.1 innings (11.27 per nine innings) and walked just eight (1.88 per nine innings)...was named to the New York-Penn League Midseason All-Star team and was also named a *Baseball America* Short-Season All-Star...allowed a .146 opponents batting average, including .108 against left-handed hitters compared to .181 against right-handers...opponents were 2-for-24 (.083) with runners in scoring position...pitched four innings or fewer in each of his 13 appearances...made his first professional start June 30 against Staten Island (2.0 ip, 1 h, 1 bb)...recorded his first professional win Aug. 10 against Batavia with 3.1 perfect innings of relief (5 so)...pitched a scoreless second inning for the North All-Stars in the NYPL All-Star Game on Aug. 15 at Troy (1 h)...made two postseason starts for the Lake Monsters and was 0-1 with an 18.90 ERA (3.1 ip, 11 h, 7 r, 7 er, 3 bb, 2 so, 1 hr).

## PERSONAL/MISCELLANEOUS

Parker Edward Dunshee was originally signed by A's scout Neil Avent...graduated from Zions Community High School (IN)...attended Wake Forest where he went 28-10 with a 3.20 ERA in his career...holds the school record for strikeouts (330)...played for the USA Baseball Premier12 team following the 2019 season.

## LIFETIME PITCHING RECORD

| Year                       | Club   | W         | L         | ERA         | G         | GS        | CG       | SHO      | SV       | IP           | H          | R          | ER         | HR        | HB        | BB        | IBB      | SO         | WP       | BK       |
|----------------------------|--|-----------|-----------|-------------|-----------|-----------|----------|----------|----------|--------------|------------|------------|------------|-----------|-----------|-----------|----------|------------|----------|----------|
| 2017                       | AZL Athletics                                  | 0         | 0         | 13.50       | 1         | 0         | 0        | 0        | 0        | 2.0          | 5          | 3          | 3          | 1         | 0         | 0         | 0        | 3          | 0        | 1        |
|                            | Vermont  | 1         | 0         | 0.00        | 12        | 9         | 0        | 0        | 0        | 38.1         | 15         | 0          | 0          | 0         | 4         | 8         | 0        | 45         | 0        | 1        |
| 2018                       | Stockton                                       | 6         | 2         | 2.70        | 12        | 10        | 0        | 0        | 0        | 70.0         | 61         | 23         | 21         | 7         | 2         | 17        | 1        | 82         | 1        | 0        |
|                            | Midland  | 7         | 4         | 2.01        | 12        | 12        | 0        | 0        | 0        | 80.2         | 59         | 21         | 18         | 5         | 4         | 14        | 1        | 81         | 1        | 1        |
| 2019                       | Midland  | 2         | 2         | 1.89        | 6         | 6         | 0        | 0        | 0        | 38.0         | 26         | 11         | 8          | 1         | 4         | 11        | 0        | 34         | 2        | 0        |
|                            | Las Vegas                                      | 4         | 5         | 5.38        | 20        | 19        | 0        | 0        | 1        | 92.0         | 86         | 62         | 55         | 21        | 6         | 37        | 0        | 90         | 2        | 3        |
| 2020                       | (Minor League Season Canceled — Did Not Pitch) |           |           |             |           |           |          |          |          |              |            |            |            |           |           |           |          |            |          |          |
| <b>Minor League Totals</b> |  | <b>20</b> | <b>13</b> | <b>2.94</b> | <b>63</b> | <b>56</b> | <b>0</b> | <b>0</b> | <b>1</b> | <b>321.0</b> | <b>252</b> | <b>120</b> | <b>105</b> | <b>35</b> | <b>20</b> | <b>87</b> | <b>2</b> | <b>335</b> | <b>6</b> | <b>6</b> |

## CAREER TRANSACTIONS

**2016** — Selected by the Chicago Cubs organization in the 14th round of the First-Year Player Draft; did not sign.

**2017** — Selected by the Oakland Athletics organization in the 7th round of the First-Year Player Draft.

**RIGHT-HANDED PITCHER****Height/Weight:** 5-10 / 190**Bats/Throws:** Right / Right**Birthdate:** March 27, 1992**Opening Day Age:** 29**Birthplace/Resides:** Deltona, Florida / Deltona, Florida**Major League Service:** 30 days**Obtained:** Signed to a minor league contract, November 5, 2020**Contract Status:** First year of a one-year contract through 2020
 [Updated Stats](#)
**NON-ROSTER INVITEE****CAREER HIGHLIGHTS**

Was originally selected by Pittsburgh in the 32nd round of the 2014 First-Year Player Draft and made his Major League debut in 2019...posted a 9.35 ERA in 14 appearances over six different stints with the Pirates...was 17-11 with 64 saves and a 2.51 ERA in 207 games, including 11 starts, in six seasons as a minor leaguer...held the opposition to a .188 batting average...struck out 334 batters in 312.1 innings (9.62 per nine innings)...pitched for Surprise in the Arizona Fall League in 2016.

**2020 HIGHLIGHTS**

Was a non-roster invitee with Pittsburgh and did not allow a run in five Spring Training appearances (4.2 ip, 2 h, 1 bb, 5 so)...was not added to the Pirates 60-man player pool.

**CAREER**

**2019**—Spent the majority of season with Triple-A Indianapolis, where he was named to the International League Midseason All-Star team...also had six different stints with the Pirates...converted all 10 of his Triple-A save opportunities...allowed one unearned run in nine games (11.1 ip) while also posting an .086 batting average against during the month of April...was selected by Pittsburgh on May 9 and made his Major League debut that night at St. Louis...pitched a perfect seventh inning before allowing a run in the eighth...made four appearances in relief before starting the game on May 18 at San Diego, tossing 2.0 scoreless innings...served as the “opener” a second time on May 22 vs. Colorado and suffered the loss, allowing three runs in 0.2 innings...finished the game on May 23 vs. Colorado to become the first Pirates pitcher since Bert Blyleven on June 6-7, 1980 to start one game and finish the next...was optioned to Indianapolis May 27...made three Triple-A appearances before being recalled a second time on June 10 when Jordan Lyles went on the injured list...was charged with three runs in 1.0 inning on June 10 at Atlanta and was optioned back to Triple-A on June 12...made eight straight scoreless outings with Indianapolis between June 5-29 (9.0 ip)...gave up four runs (three earned) and allowed his three inherited runners to score while tossing a Major League career-high 3.0 innings (71 pitches) on July 29 at Cincinnati...was scored upon in six of his last nine games with the Pirates (14.34 ERA) after posting a 1.35 ERA in his first five big league games...went 1-for-4 at the plate while playing with the Pirates...singled off Washington’s Joe Ross for first big league hit on Aug. 1.

**2018**—Began 2018 season with a 50-game suspension following a second positive test for a drug of abuse in violation of the MLB Minor League Drug Prevention and Treatment Program...ended up pitching in 19 games for Double-A Altoona and Triple-A Indianapolis.

**2017**—Was named to the Eastern League Midseason All-Star team...was leading the Eastern League with 14 saves at the time of his promotion to Indianapolis on July 14...struck out nine consecutive batters with Indy from July 26 to Aug. 2, spanning three appearances...led all Pittsburgh minor league pitchers in saves (15) and finished tied for third in appearances (42).

**2016**—Ranked second in the Eastern League in saves (22), fourth in games (50) and first in games finished (43) while spending entire campaign with Altoona...led all Pirates minor leaguers in

saves and appearances...posted a 5.40 ERA in 10 relief appearances with Surprise in the Arizona Fall League.

**2015**—Ranked first among Pittsburgh minor leaguers in ERA (1.38), third in saves (14) and tied for fifth in appearances (44) while pitching at three different levels...went 13-for-14 in save opportunities with Bradenton...earned the win in Game One of the Eastern League Division Series with 2.0 scoreless innings against Bowie on Sept. 9.

**2014**—Made his professional debut with Jamestown...ranked third in the New York-Penn League in ERA and was named Jamestown's Most Valuable Pitcher.

## PERSONAL/MISCELLANEOUS

Montana Robert DuRapau was originally signed by Pirates scout Nick Presto...is a 2011 graduate of Deltona (FL) High School...also pitched four years (2011-14) at Bethune-Cookman, where he set a career program record with 25 wins, 287 strikeouts and 350.1 innings pitched in 66 games... was named a first-team All-Mid Eastern Athletic Conference selection in 2014.

### LIFETIME PITCHING RECORD

| Year                       | Club          | W  | L         | ERA         | G          | GS        | CG       | SHO      | SV        | IP           | H          | R         | ER        | HR        | HB        | BB        | IBB      | SO         | WP        | BK       |
|----------------------------|---------------|--|-----------|-------------|------------|-----------|----------|----------|-----------|--------------|------------|-----------|-----------|-----------|-----------|-----------|----------|------------|-----------|----------|
| 2014                       | Jamestown     | 3  | 2         | 2.21        | 15         | 11        | 0        | 0        | 1         | 61.0         | 56         | 18        | 15        | 3         | 4         | 8         | 0        | 57         | 2         | 2        |
| 2015                       | West Virginia | 1  | 0         | 1.40        | 11         | 0         | 0        | 0        | 1         | 19.1         | 7          | 3         | 3         | 2         | 0         | 1         | 0        | 19         | 0         | 0        |
|                            | Bradenton     | 4  | 1         | 1.40        | 31         | 0         | 0        | 0        | 13        | 51.1         | 21         | 8         | 8         | 2         | 3         | 8         | 0        | 47         | 3         | 0        |
|                            | Altoona       | 0  | 0         | 0.00        | 2          | 0         | 0        | 0        | 0         | 1.1          | 0          | 0         | 0         | 0         | 0         | 0         | 0        | 3          | 0         | 0        |
| 2016                       | Altoona       | 3  | 3         | 3.65        | 50         | 0         | 0        | 0        | 22        | 49.1         | 43         | 21        | 20        | 6         | 1         | 19        | 1        | 51         | 2         | 0        |
| 2017                       | Altoona       | 2  | 2         | 1.49        | 27         | 0         | 0        | 0        | 14        | 36.1         | 28         | 7         | 6         | 0         | 1         | 14        | 2        | 39         | 3         | 0        |
|                            | Indianapolis  | 1  | 0         | 3.24        | 15         | 0         | 0        | 0        | 1         | 16.2         | 7          | 6         | 6         | 2         | 0         | 6         | 0        | 23         | 0         | 0        |
| 2018                       | Altoona       | 0  | 1         | 2.89        | 8          | 0         | 0        | 0        | 2         | 9.1          | 7          | 3         | 3         | 1         | 2         | 0         | 0        | 13         | 0         | 0        |
|                            | Indianapolis  | 1  | 1         | 6.33        | 11         | 0         | 0        | 0        | 0         | 21.1         | 21         | 15        | 5         | 0         | 10        | 0         | 25       | 0          | 0         | 0        |
| 2019                       | Indianapolis  | 2  | 1         | 2.14        | 37         | 0         | 0        | 0        | 10        | 46.1         | 21         | 13        | 11        | 3         | 2         | 14        | 1        | 57         | 1         | 0        |
|                            | PITTSBURGH    | 0  | 1         | 9.35        | 14         | 2         | 0        | 0        | 0         | 17.1         | 27         | 24        | 18        | 4         | 2         | 9         | 0        | 22         | 0         | 0        |
| 2020                       |               | (Minor League Season Canceled — Did Not Pitch) |           |             |            |           |          |          |           |              |            |           |           |           |           |           |          |            |           |          |
| <b>Minor League Totals</b> |               | <b>17</b>                                      | <b>11</b> | <b>2.51</b> | <b>207</b> | <b>11</b> | <b>0</b> | <b>0</b> | <b>64</b> | <b>312.1</b> | <b>211</b> | <b>94</b> | <b>87</b> | <b>24</b> | <b>13</b> | <b>80</b> | <b>4</b> | <b>334</b> | <b>11</b> | <b>2</b> |

### CAREER TRANSACTIONS

**2014** — Selected by the Pittsburgh Pirates organization in the 32nd round of the First-Year Player Draft. **2020** — Elected free agency, November 1; signed by the Oakland Athletics to a minor league contract, November 5.

### DURAPAU'S CAREER BESTS

**Low Hit Complete Game:** None

**Innings Pitched:** 3.0, July 29, 2019 at Cincinnati


**Strikeouts:** 4 (twice), last: August 19, 2019 vs. Washington

**Pitches:** 71, July 29, 2019 at Cincinnati

**Longest Winning Streak:** None

**Longest Losing Streak:** 1, May 22, 2019 to present

**Longest Scoreless Streak:** 4.2, May 12 to 18, 2019

**RIGHT-HANDED PITCHER****Height/Weight:** 6-2 / 211**Bats/Throws:** Right / Right**Birthdate:** June 15, 1985**Opening Day Age:** 35**Birthplace/Resides:** Hollywood, Florida / Deerfield Beach, Florida**Major League Service:** 7 years, 85 days**Obtained:** Acquired from the Detroit Tigers for Nolan Blackwood and Logan Shore, August 6, 2018; re-signed, December 24, 2018 and February 16, 2021**Contract Status:** First year of a one-year contract through 2021. [Updated Stats](#)**CAREER HIGHLIGHTS**

Has pitched for four teams in his 10-year career and is 75-62 with a 4.04 ERA in 216 games, including 197 starts...was acquired by Oakland on Aug. 6, 2018 and is 26-9 with a 4.00 ERA in 54 games, including 53 starts, with the A's...the wins are tied for fourth most in the American League over that span...has two career no-hitters: Aug. 21, 2015 for Houston against Los Angeles (NL) and May 7, 2018 for Oakland against Cincinnati...both came interleague play...made his Major League debut with Milwaukee in 2011 and was dealt to Houston at the trading deadline in 2015...was non-tendered by the Astros following the 2017 season and signed with Detroit as a free agent before he was traded to Oakland...was named the Brewers Minor League Pitcher of the Year in 2011 after leading the Milwaukee farm system in wins (13) and ERA (1.86)...pitched for Surprise in the Arizona Fall League in 2010.

**2020 HIGHLIGHTS**

Won a team-leading six games and ranks among the Major League leaders in wins since he was acquired by the A's after the 2018 trading deadline...went 6-3 with a 4.58 ERA in 11 starts and is now 26-9 with a 4.00 ERA (132 er in 296.2 ip) in 54 games, including 53 starts, as an Athletic...tied for seventh in the majors in wins in 2020 and his 26 wins dating back to Aug. 6, 2018 are tied for fourth in the majors over that span...his .743 winning percentage in two-plus seasons with Oakland is the best in Athletics history among pitchers with 30 or more decisions...led the A's in wins for the second consecutive season (had 15 in 2019)...also led the club in most hits allowed (65) and tied for the team lead in games started...the A's went 8-3 (.727) in his starting assignments and are 38-15 (.717) when he starts in his career...went 1-1 with a 6.86 ERA and six home runs allowed over his first four starts but was 5-2 with a 3.43 ERA and three home runs over his final seven starts...had 37 strikeouts in 59.0 innings and his average of 5.64 strikeouts per nine was a career-low (6.04 in 2013) and fourth lowest in the majors among pitchers with at least 50 innings...his .275 opponents batting average broke down to .244 (29-for-119) with a .730 OPS against left-handed hitters compared to .308 (36-for-117) with an .806 OPS against right-handers...issued 11 of his 16 walks to lefties...held the opposition to a .196 batting average with runners in scoring position, including .091 with RISP and two outs...now has a .186 (77-for-414) opponents average with RISP and two outs in his career...had a .209 opponents batting average and one home run allowed the first time through the lineup, .317 with eight home runs after that...opponents hit .333 when leading off an inning but he walked just three...allowed a .337 batting average and seven of his nine home runs with no outs, .278 with one out and .197 with two outs...the opponents number three hitter went 5-for-29 (.172) but the clean-up hitter was 11-for-27 (.407)...went 2-1 with a 6.20 ERA in four starts in Oakland and 4-2 with a 3.72 ERA in seven starts on the road...tied for the third most road wins in the majors...since joining the A's on Aug. 6, 2018, he is 14-2 with a 3.10 ERA and .226 opponents batting average in 26 starts in the Coliseum compared to 12-7 with a 4.97 ERA and .269 opponent average in 28 games at all other ballparks...is 15-4 with a 3.39 ERA and .230 opponents batting average in 32 career games, including 31 starts, in the Coliseum...the 15 wins are his most in any ballpark...allowed two runs in the first inning and one in the second and had a 1.23

**MLB WIN LEADERS,  
AUG. 6, 2018-PRESENT**

|    |                   |
|----|-------------------|
| 32 | Gerrit Cole       |
| 28 | Shane Bieber      |
| 27 | Justin Verlander  |
| 26 | <b>Mike Fiers</b> |
| 26 | Clayton Kershaw   |



ERA and .167 opponents batting average over the first two innings of a game...yielded 11 of his 31 runs in the third inning and had a 6.57 ERA and .329 opponents average from the third inning on...went 2-2 with a 3.27 ERA in four interleague starts compared to 4-1 with a 5.35 ERA in seven starts against the American League West...is now 4-2 with a 2.14 ERA in seven career interleague starts with the A's and is 9-7 with a 2.87 ERA and .223 opponents average in 26 career interleague appearances...is 18-16 with a 5.52 ERA (200 er in 326.1 ip) in 62 career appearances against AL West teams compared to 57-46 with a 3.46 ERA (313 er in 815.1 ip) in 154 games against all other opponents...was 6-1 with a 4.38 ERA in seven starts on four days rest, 0-2 with a 4.95 ERA in four starts on five days rest or more...had a run support average of 7.02, which ranked eighth highest in the majors among pitchers with 50 or more innings...induced just one double play and his average of 0.15 GDP per nine innings was third lowest...tossed six innings or fewer in all 11 of his starts and struck out four or fewer nine times.

**OAKLAND:** Started the A's third game of the season on July 26 against Los Angeles (AL) and had a no decision in the A's 6-4 win...did not walk or strikeout a batter in 4.0 innings...it was his first career start with no walks and no strikeouts...allowed a season-high seven hits (first of six times)...tossed a season-high 6.0 innings in his second start on Aug. 1 at Seattle, a no decision in a 3-2 A's win...it was his first of six starts of 6.0 innings...had season-highs in runs (5) and home runs (3) and a season-low in innings pitched (3.2) on Aug. 11 at Los Angeles (AL) for his first loss...that gave him a 1-1 record and a 6.86 ERA over his first four starts...then won each of his next three starts from Aug. 16-26 (2.60 ERA)...walked a season-high three batters Aug. 21 against Los Angeles (AL)...struck out a season-high seven Aug. 26 at Texas...finished August 4-1 with a 4.36 ERA in six starts...tied for second in the majors in wins in August...it is the fifth time in his career he has won four games in a month, the fourth time in August (2012, 2014, 2019)...is now 24-10 with a 3.80 ERA in 45 career games in August...has no more than 14 wins in any other month...then went 2-2 with a 4.09 ERA in four starts in September...is now 10-16 with a 5.49 ERA in 40 career games in September...the losses are his most in any month and the ERA is second highest to his 5.68 in April...had his three-game winning streak snapped in the A's 5-3 loss to San Diego on Sept. 6...it also snapped a nine-game home winning streak, which tied for ninth longest in Oakland history...it was the longest by a starting pitcher since Mark Mulder had a 10-game streak from July 31, 2002-June 19, 2003...it was his first loss at home since April 20, 2019 vs. Toronto and he compiled a 2.99 ERA and .227 opponents batting average during the winning streak, which spanned 16 starts from May 7, 2019 to Aug. 21, 2020...then won each of his next two starts, including Sept. 11 at Texas when he tossed a season-high 100 pitches...made his second career postseason appearance and his first start in Game 3 of the ALWCS against Chicago and had a no decision in the A's 6-4 win (1.2 ip, 5 h, 1 r, 1 er, 1 bb, 2 so)...was on the A's roster for the ALDS against Houston but did not pitch.

## CAREER

**2019**—Was 15-4 with a 3.90 ERA in 33 starts in his first full season with the A's...ranked third in the American League in winning percentage (.789), sixth in opponents batting average (.243), tied for eighth in wins and 10th in OPS (.712) and on-base percentage (.304)...also tied for third in wild pitches (13) and tied for fifth in games started...had career highs in wins, games (33), games started, innings pitched (184.2) and winning percentage...led the A's in wins, starts, innings pitched, runs (82), walks (53) and home runs (30)...is the first A's pitcher to win 15 games since Scott Kazmir had 15 in 2014 and the first to make 33 starts since Sonny Gray had 33 in 2014...his .789 winning percentage was fourth best in Oakland history among pitchers with 15 or more decisions...his 30 home runs tied for 10th most in a season in Oakland history...struck out 126 batters, an average of 6.14 per nine innings...that was the third-lowest mark in the AL...had the fifth-lowest strikeout-to-walk ratio (2.38)...the A's were 22-11 (.667) in his starting assignments...left with the lead in eight of his no decisions in 2019 only to have the bullpen blow the save...went 2-3 with a 6.81 ERA, .297 opponents batting average and .854 OPS over his first eight starts, 10-0 with a 2.12 ERA, .199 opponents average and .572 OPS over his next 17 starts from May 7-Aug. 9 and 3-1 with a 6.27 ERA, .304 opponents average and .940 OPS over his final eight starts...was 9-2 with a 2.90 ERA and .641 OPS in 17 starts at home compared to 6-2 with a 5.14 ERA and .796 OPS in 16 starts on the road...had the fifth-lowest home ERA in the AL and the fourth-highest road ERA...tied for fourth in the AL in home wins and ranked eighth in OPS...was 11-2 with a 3.66 ERA and .683 OPS in 24 starts at night, 4-2 with a 4.60 ERA and .800 OPS in nine starts during the day...tied for fifth in the AL in night wins and ranked seventh in ERA and OPS...

compiled an 11-1 record and a 3.21 ERA in 17 starts on five days rest, 2-1 with a 4.59 ERA in 10 starts on four days rest and 2-2 with a 5.10 ERA in six starts on six days rest or more...was 1-1 with a 7.83 ERA in five starts in April, 1-1 with a 7.84 ERA in five starts in September and 12-1 with a 2.59 ERA in 21 starts in May, June, July and August...his .243 opponents batting average broke down to .239 against right-handed hitters compared to .248 against left-handers...yielded a .264 average with runners in scoring position, but that dropped to .185 with RISP and two outs...allowed a .216 opponents average with two outs...averaged 87.8 pitches per start, which was fourth fewest in the AL, and 15.7 pitches per inning, which was sixth fewest...induced 17 double plays, which tied for eighth most...opponents stole 13 bases with him on the mound, which tied for fifth most in the AL...however, they were caught stealing five times, which tied for seventh most...had two pickoff errors, which tied for the most in the AL...was 5-2 with a 5.63 ERA in 17 starts against AL West competition compared to 10-2 with a 2.38 ERA in 16 starts against all other teams...was 4-0 with a 1.88 ERA in six starts against AL Central teams in 2019, 5-0 with a 1.80 ERA in eight starts in his A's career and 18-6 with a 2.96 ERA in 43 games in his career...was the A's Opening Day starting pitcher against Seattle on March 20 in Tokyo and was the losing pitcher in Oakland's 9-7 loss...it was his first career Opening Day start and he became the A's 12th different Opening Day starting pitcher over the last 14 years (Zito, Haren, Blanton, Braden, Sheets, Cahill, McCarthy, Anderson, Gray twice, Hill, Graveman twice)...put together wins in back-to-back starts on March 28 against Los Angeles (AL) and April 2 against Boston...did not allow a run in either outing, marking the second time in his career he had back-to-back starts without yielding a run...the other time was June 20-30, 2012 when he did it in three straight starts...that gave him a 2-1 record, a 3.00 ERA and a .189 opponents batting average over his first three starts...yielded a season-high nine hits in just 3.1 innings in a 10-1 loss to Toronto on April 20...it was his first loss in the Coliseum since July 18, 2016 while pitching for Houston, snapping a six-game Coliseum winning streak...then tossed five innings or more and allowed three runs or fewer in each of his next 19 starts from April 26 to Aug. 9, which was the longest such streak in Athletics history...the previous long was 16 by Dan Haren (April 7-June 26, 2007)...it is the third-longest streak by an AL pitcher (26, Corey Kluber, Aug. 3, 2017-June 10, 2018; 22, Johan Santana, June 9-Sept. 29, 2004)...went 9-1 with a 2.28 ERA during the streak...went 2-1 with a 2.87 ERA and .161 opponents batting average in six starts in May...had the second-lowest opponents batting average in the AL in May...tossed his second career no-hitter in the A's 2-0 win on May 7 in Oakland against Cincinnati (also Aug. 21, 2015 vs. Los Angeles-NL)...walked two and struck out six in a game delayed 1 hour and 38 minutes due to a light failure...tossed a season-high 131 pitches, which were the most by an A's pitcher since Mark Mulder had 132 in a three-hit shutout against Toronto on May 2, 2001...retired the first 11 batters before Winker reached base on an error with two outs in the fourth...set down the next seven before walking Suarez to start the seventh...Suarez was erased on a double play, Puig walked and Fiers then retired the final seven batters to complete the no-hitter...became the 34th pitcher in Major League history with multiple regular season no-hitters...is the seventh with a no-hitter for multiple teams (Ted Breitenstein, Jim Bunning, Randy Johnson, Hideo Nomo, Nolan Ryan, Cy Young)...was named AL Co-Player of the Week with George Springer May 13...it was his second career Player of the Week honor with the first coming Aug. 23, 2015 following his first no-hitter...this no-hitter was the 13th in Athletics history, including the eighth in Oakland history...it was the first since Sean Manaea on April 21, 2018...his other no-hitter also came in interleague play on Aug. 21, 2015 for Houston against Los Angeles (NL)...the 131 pitches were the most in a no-hitter since he threw 134 in his against the Dodgers...now has two career complete games, both no-hitters...according to Stats, Inc., he is the first pitcher in ML history to have each of his first two career complete games be no-hitters...also according to Stats, his 6.81 ERA entering the game was the highest by any pitcher entering a start in which he threw a no-hitter (min. 25.0 ip)...the no-hitter began a career-high 12-game winning streak that would span 20 starts from May 7 to Aug. 27...the streak was second longest in Oakland history and fell one short of the record of 13 set by Catfish Hunter in 1973 (June 2-Sept. 5)...it doubled his previous career high of six (July 21-Sept. 1, 2018)...it was the second-longest winning streak in the majors (16, Cole, HOU, May 27-end of season)...compiled a 2.41 ERA and .214 opponents batting average during the streak, which spanned 20 starts from May 7 to Aug. 27...was unbeaten in 21 consecutive starts from May 7 to Sept. 3, which matches Lefty Grove (April 22-Aug. 19, 1931) for the longest unbeaten streak by a starter in Athletics history...had his hitless streak and scoreless streak broken up by the first batter in his next start following the no-hitter on May 13 at Seattle as Haniger homered to lead off the bottom of the first...however, that was

the only run he would allow in five innings of work and he would yield just one more hit...left with a 2-1 lead and Oakland built a 4-1 lead before Trivino allowed three runs in the eighth for the blown save...it was the first of eight times he left a game with the lead only to have the bullpen blow the save (May 31, June 22, July 3, July 18, July 28, Aug. 15 and Sept. 3)...was the starting pitcher in the game at Detroit on May 19, which was suspended in the bottom of the seventh inning with Oakland leading 5-3...the A's held on to win the game when it was completed on Sept. 6 in Oakland, extending his winning streak to 12 games...allowed one earned run or fewer in five consecutive starts from June 17 to July 12 and was 3-0 with a 1.09 ERA over that span...hit an Oakland-record tying three batters June 22 against Tampa Bay (11th time, previous: Raul Alcantara, Sept. 5, 2016)...went 4-0 with a 2.30 ERA and .212 opponents batting average in five starts in June...had the lowest opponents slugging percentage in the AL (.283), tied for the lead in wins, had the fourth lowest OPS (.561) and ranked fifth in ERA...then went 1-0 with a 2.14 ERA in five starts in July...ranked sixth in the AL in July ERA...retired the side in order in the first inning on July 3 against Minnesota for his 1,000th career inning pitched...struck out a season-high eight in 7.0 scoreless innings on Aug. 9 at Chicago (AL) when he combined with Diekman and Soria on a four-hit shutout in the A's 7-0 win...was the winning pitcher in his 200th career appearance, a 2-1 A's win at Kansas City Aug. 27...allowed one run in 5.1 innings...went 4-0 with a 2.76 ERA in five starts in August...tied for third in the AL in wins and ranked eighth in ERA...had his 12-game winning streak snapped in the A's 15-0 loss at Houston on Sept. 9...had career highs in runs (9) and home runs (5) and a career low in innings (1.0)...tied the Oakland record for home runs allowed in a game (fourth time, last: Ted Lilly, June 11, 2003 vs. Atlanta) and became the first Major Leaguer since at least 1908 to allow five home runs in one inning pitched or fewer...is the first A's pitcher to allow nine or more runs in one inning pitched or fewer since Lou Brissie allowed nine runs in 0.1 innings in the second game of a June 18, 1950 doubleheader against Cleveland...left his next start on Sept. 14 at Texas after 1.2 innings with nerve irritation in his right arm...did not miss a start and combined with Chris Bassitt on a two-hit shutout in an 8-0 win over Texas on Sept. 20...tossed eight innings and allowed both of the hits...was on the roster for the AL Wild Card game against Tampa Bay but did not pitch.

**2018**—Was acquired by the A's from Detroit Aug. 6 and went 5-2 with a 3.74 ERA in 10 games, including nine starts, with Oakland...was 7-6 with a 3.48 ERA in 21 starts with the Tigers and combined for a 12-8 record and a 3.56 ERA in 31 games, 30 starts...the A's went 8-1 (.889) in his starting assignments and his teams were 21-9 (.700)...yielded a career-high tying 32 home runs...his ERA was his lowest in a season of 75 or more innings pitched as was his .296 opponents on-base percentage...walked just 37 batters in 172.0 innings for a career-low average of 1.94 walks per nine innings...had more home runs (12) than walks (11) with the A's...ranked fifth in the American League in fewest walks per nine innings and 10th in ERA...had a .172 opponents batting average with runners in scoring position, which was second lowest in the AL among qualifiers for the ERA title (Snell, TB .088)...was 4-3 with a 4.78 ERA and .279 opponents batting average over his first nine starts through May 25...then went 8-5 with a 3.07 ERA and .237 opponents' average over his final 22 games beginning May 30...his ERA from May 30 through the end of the season was third lowest in the AL...had a .249 opponents batting average, which broke down to .231 against left-handed hitters compared to .268 against right-handers...issued 26 of his 37 walks to left-handers...opponents hit .270 with 21 of his 32 home runs with the bases empty, .212 with runners on base...allowed a .216 batting average with two outs, including .153 with RISP and two outs...opponents were 0-for-7 with one RBI with the bases loaded...walked just five batters to lead off an inning...held the opponents number three hitter to a .184 batting average, which was fourth lowest in the AL...went 5-2 with a 2.77 ERA in 12 starts at Comerica Park and 3-0 with a 2.91 ERA in six starts in the Coliseum...combined for an 8-2 record and a 2.81 ERA in 18 starts in his home ballparks compared to 4-6 with a 4.65 ERA in 13 games on the road...ranked fifth in the AL in home ERA and tied for 10th in wins...was 6-6 with a 3.70 ERA in 18 starts before the All-Star Break, 6-2 with a 3.34 ERA in 13 games after the break...tied for seventh in the AL in post-break wins and ranked ninth in ERA...was 3-1 with a 2.76 ERA in eight starts during the day, 9-7 with a 3.82 ERA in 23 games at night...had no decisions and a 1.23 ERA in two interleague starts...went 4-1 with a 3.63 ERA in 11 starts against AL Central teams...averaged 86.5 pitches per game, which was second fewest in the AL (LeBlanc, SEA 76.5)...his 15.6 pitches per inning were eighth fewest...had the fourth-highest percentage of first pitch strikes (66.4%)...did not commit an error in 31 games and 26 total chances...tied for seventh among AL pitchers in putouts (14)...walked one

batter or fewer in 22 of his 30 starts and allowed one run or fewer in 14 of his starts...began the season on the 10-day disabled list with a right lumbar strain...was reinstated April 8 and made his Tigers debut that day at Chicago (AL)...combined with four relievers on a three-hit shutout in Detroit's 1-0 win...tossed 6.0 innings and allowed all three of the hits...also struck out six to become the fourth Tigers pitcher since at least 1908 to throw six or more innings, allow no runs and strike out six or more in his Tigers debut, joining Sailor Stroud (1910), Alex Main (1914) and Joe Niekro (1970)...yielded a career-high tying 10 hits in 5.1 innings April 21 against Kansas City but picked up the win in a 12-4 Tigers victory...put together consecutive wins for the only time as a Tiger on May 8 at Texas and May 14 against Cleveland...allowed one run in three consecutive starts on June 27 against Oakland (7.0 ip), July 2 at Toronto (8.0 ip) and July 7 against Texas (6.0 ip)...had a loss, a no decision and a win respectively in those three starts...went 5-2 with a 1.79 ERA and .214 opponents batting average over an 11-start stretch from June 27 to Aug. 25...was named Detroit's Pitcher of the Month for June after posting a 1-2 record, a 3.30 ERA and .239 opponents batting average in five starts...combined with Wilson and Greene on an eight-hit shutout in a 5-0 win over Boston on July 21 for his final win as a Tiger...that began a then-career-high six-game winning streak that spanned 10 starts from July 21 to Sept. 11...compiled a 2.50 ERA and .220 opponents batting average during the streak...went 2-1 with a 2.23 ERA in five starts in July...the ERA was the seventh lowest in the AL in the month and his .232 opponents batting average was 10th best...then tossed 2.0 scoreless innings in his final start as a Tiger on Aug. 1 against Cincinnati...was traded to Oakland Aug. 6 for two players to be named later (minor league pitcher Nolan Blackwood on Aug. 18 and minor league pitcher Logan Shore on Sept. 19)...went 5-0 with a 2.72 ERA and .208 opponents batting average over his first seven starts, matching Omar Olivares (1999) for the longest winning streak to start an Oakland career by an in-season acquisition...had a no decision in his first start on Aug. 8 against Los Angeles (NL)...struck out a season-high tying eight batters in 5.1 innings and left with a 2-1 lead but the bullpen blew the save...it was one of four times the bullpen blew a save in one of his starts (June 9 vs. Cleveland, July 2 at Toronto and Sept. 22 vs. Minnesota)...picked up his first win as an Athletic in the A's 3-2 win over Seattle on Aug. 14 in Oakland, allowing two runs on six hits in 6.0 innings...combined with Buchter and Kelley on a three-hit shutout in the A's 9-0 win over Texas on Aug. 20 in Oakland...tossed seven of the innings and allowed one of the hits...it was his longest scoreless outing since his Aug. 21, 2015 no-hitter against the Dodgers...went 3-0 with a 2.73 ERA and .227 opponents batting average in six starts in the month of August...tied for sixth in the AL in wins...his only relief appearance came in his final game of the season on Sept. 28 at Los Angeles (AL), a game started by an "opener" (Trivino)...entered the game to start the second inning and allowed a season-high tying six runs on seven hits in 3.1 innings for the loss.

**2017**—Appeared in 29 games, including 28 as a starter, for the Houston Astros...finished the season with 153.1 innings pitched, marking the third consecutive season he threw 150.0-or-more innings...made five starts during June, posting a 3-1 record with a 2.32 ERA and 28 strikeouts...ranked fourth in the American League with a .189 opponents batting average during the month, while he was sixth with a 2.32 ERA...struck out a season-high 11 batters on July 16 vs. Minnesota, marking his first double-digit strikeout performance since May 2, 2015 vs. Chicago (NL)...in 10 starts from May 30-July 21, went 6-2 with a 2.36 ERA and 69 strikeouts...among AL pitchers during that span, ranked second with a 2.36 ERA and .195 opponents batting average, tied for second with six wins and seventh with 61.0 innings pitched...ranked fifth among AL pitchers in July with 12.86 strikeouts per nine innings, eighth with 40 strikeouts and ninth with a .212 opponents batting average...was on the suspended list from Sept. 14-20.

**2016**—Won 11 games in his first full season with the Astros...ranked 10th in the American League with 2.24 walks per nine innings...went the entire season without walking more than three batters in a game...his 30-start streak of allowing three-or-fewer walks was the longest single-season streak by an Astros pitcher since Roy Oswalt had a 32-game streak in 2006...posted a 2-0 record with a 2.86 ERA and 18 strikeouts in five starts during June...had a streak of 17.2 consecutive scoreless innings at home from June 1-July 6.

**2015**—Began the season with the Milwaukee Brewers before being acquired by the Astros on July 30...established a career high in strikeouts (180)...threw his first no-hitter and complete game Aug. 21 vs. Los Angeles (NL), allowing just three walks...finished the game by retiring 21

straight batters following a third inning walk to Joc Pederson...it marked the 11th no-hitter in club history, the 10th individual no-hitter and the first no-hitter in Minute Maid Park history... was named American League Player of the Week following the performance...allowed one earned run or fewer in each of his first four starts with the Astros, becoming one of five pitchers in franchise history to allow one earned run or fewer in each of his first four starts with the club... pitched in Game 5 of the ALDS against Kansas City, allowing one run in 1.0 inning of work.

**2014**—Split the season between Triple-A Nashville and Milwaukee...was named to the Pacific Coast League Midseason All-Star team...selected PCL Pitcher of the Week for the week ending May 4 after throwing 7.0 shutout innings with 11 strikeouts on April 30 vs. New Orleans...had a 5-0 record with a 0.80 ERA and 47 strikeouts in five April starts with Nashville...had a career-high 14 strikeouts over 6.0 shutout innings Aug. 14 at Chicago (NL)...became the fourth pitcher in Brewers history to strike out 14 or more in a game and the eighth Major League pitcher since 1900 with 14 or more strikeouts in 6.0 innings-or-fewer...named Brewers Pitcher of the Month for August after going 4-1 with a 1.80 ERA and 41 strikeouts in five starts...in 10 starts with Milwaukee from Aug. 9-Sept. 28, he went 6-4 with a 2.09 ERA...ranked second in the National League with 71 strikeouts during that stretch, while he was 10th in ERA.

**2013**—Limited to 17 appearances between Single-A Brevard County, Triple-A Nashville and Milwaukee due to injury...made an Opening Day roster at the Major League level for the first time in his career...sidelined from June 17-Sept. 3 with a right forearm fracture...pitched for Leones del Caracas in the Venezuelan Winter League and had a 0-1 record with an 11.05 ERA and 11 strikeouts in five appearances, including three starts.

**2012**—Spent most of the season with Milwaukee, pitching in 23 games, including 22 as a starter...ranked third among National League rookies in wins (9), ERA (3.74), innings (127.2) and strikeouts (135)...made his first Major League start May 29 at Los Angeles (NL), earning his first career win, allowing one run in 7.0 innings...threw 21.1 consecutive scoreless innings from June 16-July 5, the longest streak by a Brewer in 2012...posted-10 strikeout games on June 30 vs. Arizona, Aug. 24 at Pittsburgh and Sept. 30 vs. Houston...named the Brewers Pitcher of the Month for July after compiling a 1-2 record with a 1.01 ERA and 26 strikeouts in four starts...went 5-2 with a 1.02 ERA and 63 strikeouts over a nine-start stretch from June 16-Aug. 7.

**2011**—Named Brewers Minor League Pitcher of the Year after going 13-3 with five saves and a 1.86 ERA in 34 games, including 18 starts, between Double-A Huntsville and Triple-A Nashville... selected as an Organization All-Star by MiLB.com...led all Brewers minor leaguers in wins and ERA and was fourth in strikeouts (132)...named Southern League Pitcher of the Week for the week ending July 3 and Pacific Coast League Pitcher of the Week for the week ending Sept. 5...was selected Brewers Minor League Pitcher of the Month for August after going 4-0 with a 0.68 ERA and 44 strikeouts...sidelined from July 25-Aug. 3 with a right third digit tendon injury...made his Major League debut Sept. 14 vs. Colorado and recorded his first strikeout, fanning Carlos Gonzalez...pitched for Caracas in the Venezuelan Winter League and had a 3-2 record with a 2.22 ERA in six appearances, including five starts.

**2010**—Split the season between Single-A Brevard County and Double-A Huntsville, pitching in 27 games, including 19 starts...named to the Florida State League Midseason All-Star team... made five starts for Single-A Brevard County in April, going 1-2 with a 2.17 ERA...sidelined from July 22-Aug. 9 with a right muscle strain...pitched for Surprise in the Arizona Fall League and had a 2-1 record with a 4.82 ERA and 17 strikeouts in five starts.

**2009**—Completed his first season of professional baseball, combining to appear in 22 games between Single-A Helena, Single-A Wisconsin and Single-A Brevard County...did not allow a run in 19-of-22 outings during the season...earned Pioneer League Pitcher of the Week twice during the season, for the week ending July 5 and the week ending July 26.

## PERSONAL/MISCELLANEOUS

Michael Bruce Fiers...attended Nova Southeastern University, where he led the nation with 145 strikeouts in 108.2 innings as a senior in 2009 and was named a Third Team All-American by the

National Collegiate Baseball Writers Association and the American Baseball Coaches Association/Rawlings...was inducted into the Nova Southeastern University Athletics Hall of Fame in November 2017.

### LIFETIME PITCHING RECORD

| Year                       | Club           | W         | L         | ERA         | G          | GS         | CG       | SHO      | SV       | IP            | H           | R          | ER         | HR         | HB        | BB         | IBB      | SO         | WP        | BK       |
|----------------------------|----------------|-----------|-----------|-------------|------------|------------|----------|----------|----------|---------------|-------------|------------|------------|------------|-----------|------------|----------|------------|-----------|----------|
| 2009                       | Helena         | 1         | 0         | 1.29        | 13         | 0          | 0        | 0        | 8        | 21.0          | 10          | 3          | 3          | 2          | 1         | 1          | 0        | 35         | 2         | 0        |
|                            | Wisconsin      | 0         | 0         | 0.00        | 3          | 0          | 0        | 0        | 1        | 6.0           | 4           | 0          | 0          | 0          | 1         | 2          | 0        | 8          | 0         | 0        |
|                            | Brevard County | 1         | 0         | 1.98        | 6          | 0          | 0        | 0        | 2        | 13.2          | 10          | 3          | 3          | 2          | 0         | 2          | 0        | 16         | 0         | 0        |
| 2010                       | Brevard County | 4         | 8         | 3.47        | 17         | 15         | 0        | 0        | 0        | 93.1          | 78          | 37         | 36         | 6          | 11        | 23         | 0        | 94         | 5         | 0        |
|                            | Huntsville     | 1         | 1         | 3.69        | 10         | 4          | 0        | 0        | 1        | 31.2          | 28          | 13         | 13         | 3          | 3         | 9          | 0        | 36         | 1         | 0        |
| 2011                       | Huntsville     | 5         | 3         | 2.64        | 22         | 8          | 0        | 0        | 5        | 61.1          | 42          | 21         | 18         | 7          | 2         | 14         | 0        | 63         | 1         | 2        |
|                            | Nashville      | 8         | 0         | 1.11        | 12         | 10         | 1        | 1        | 0        | 64.2          | 41          | 18         | 8          | 4          | 3         | 22         | 0        | 69         | 1         | 0        |
| 2012                       | MILWAUKEE      | 0         | 0         | 0.00        | 2          | 0          | 0        | 0        | 0        | 2.0           | 2           | 0          | 0          | 0          | 0         | 3          | 0        | 2          | 0         | 0        |
|                            | Nashville      | 1         | 3         | 4.42        | 10         | 10         | 1        | 1        | 0        | 55.0          | 49          | 28         | 27         | 6          | 3         | 18         | 0        | 49         | 5         | 1        |
| 2013                       | MILWAUKEE      | 9         | 10        | 3.74        | 23         | 22         | 0        | 0        | 0        | 127.2         | 125         | 56         | 53         | 12         | 2         | 36         | 0        | 135        | 4         | 0        |
|                            | MILWAUKEE      | 1         | 4         | 7.25        | 11         | 3          | 0        | 0        | 0        | 22.1          | 28          | 20         | 18         | 8          | 0         | 6          | 0        | 15         | 1         | 0        |
|                            | Nashville      | 1         | 2         | 2.20        | 5          | 5          | 1        | 0        | 0        | 28.2          | 24          | 8          | 7          | 3          | 0         | 12         | 0        | 30         | 1         | 0        |
| 2014                       | Brevard County | 0         | 0         | 6.00        | 1          | 1          | 0        | 0        | 0        | 6.0           | 6           | 4          | 4          | 1          | 0         | 0          | 0        | 8          | 0         | 0        |
|                            | Nashville      | 8         | 5         | 2.55        | 17         | 17         | 1        | 1        | 0        | 102.1         | 80          | 34         | 29         | 8          | 7         | 17         | 0        | 129        | 5         | 0        |
| 2015                       | MILWAUKEE      | 6         | 5         | 2.13        | 14         | 10         | 0        | 0        | 0        | 71.2          | 46          | 19         | 17         | 7          | 0         | 17         | 1        | 76         | 1         | 0        |
|                            | MILWAUKEE      | 5         | 9         | 3.89        | 21         | 21         | 0        | 0        | 0        | 118.0         | 117         | 57         | 51         | 14         | 5         | 43         | 5        | 121        | 6         | 0        |
| 2016                       | HOUSTON        | 2         | 1         | 3.32        | 10         | 9          | 1        | 1        | 0        | 62.1          | 45          | 26         | 23         | 10         | 1         | 21         | 0        | 59         | 2         | 0        |
|                            | HOUSTON        | 11        | 8         | 4.48        | 31         | 30         | 0        | 0        | 0        | 168.2         | 187         | 89         | 84         | 26         | 7         | 42         | 0        | 134        | 17        | 0        |
| 2017                       | HOUSTON        | 8         | 10        | 5.22        | 29         | 28         | 0        | 0        | 0        | 153.1         | 157         | 95         | 89         | 32         | 13        | 62         | 0        | 146        | 11        | 1        |
|                            | DETROIT        | 7         | 6         | 3.48        | 21         | 21         | 0        | 0        | 0        | 119.0         | 121         | 49         | 46         | 20         | 5         | 26         | 1        | 87         | 2         | 0        |
| 2018                       | OAKLAND        | 5         | 2         | 3.74        | 10         | 9          | 0        | 0        | 0        | 53.0          | 45          | 22         | 22         | 12         | 3         | 11         | 0        | 52         | 2         | 0        |
|                            | OAKLAND        | 15        | 4         | 3.90        | 33         | 33         | 1        | 1        | 0        | 184.2         | 166         | 82         | 80         | 30         | 9         | 53         | 0        | 126        | 13        | 1        |
| 2020                       | OAKLAND        | 6         | 3         | 4.58        | 11         | 11         | 0        | 0        | 0        | 59.0          | 65          | 31         | 30         | 9          | 4         | 16         | 0        | 37         | 1         | 0        |
| <b>Major League Totals</b> |                | <b>75</b> | <b>62</b> | <b>4.04</b> | <b>216</b> | <b>197</b> | <b>2</b> | <b>2</b> | <b>0</b> | <b>1141.2</b> | <b>1104</b> | <b>546</b> | <b>513</b> | <b>180</b> | <b>49</b> | <b>336</b> | <b>7</b> | <b>990</b> | <b>60</b> | <b>2</b> |

### CAREER TRANSACTIONS

**2009** — Selected by the Milwaukee Brewers organization in the 22nd round of the First-Year Player Draft. **2015** — Traded to the Houston Astros with outfielder Carlos Gomez and international slot cash in exchange for outfielder Domingo Santana, minor leaguer pitchers Josh Hader and Adrian Houser and minor league outfielder Brett Phillips, July 30. **2017** — On the suspended list, September 14 to 19. Elected free agency (contract non-tender), Dec. 1; signed by the Detroit Tigers, Dec. 8. **2018** — On the disabled list, March 26 to April 7. Traded to the Oakland Athletics for two players to be named later (minor league pitcher Nolan Blackwood on Aug. 18 and minor league pitcher Logan Shore on Sept. 19), Aug. 6. Elected free agency (contract non-tender), November 30; re-signed by Oakland, December 24. **2020** — Elected free agency, October 28. **2021** — Re-signed by Oakland, February 16.

### WILD CARD RECORD

| Year | Club/Opp.   | W | L | ERA  | G | GS | CG | SHO | SV | IP  | H | R | ER | HR | HB | BB | IBB | SO | WP | BK |
|------|-------------|---|---|------|---|----|----|-----|----|-----|---|---|----|----|----|----|-----|----|----|----|
| 2019 | OAK vs. TB  |   |   |      |   |    |    |     |    |     |   |   |    |    |    |    |     |    |    |    |
| 2020 | OAK vs. CWS | 0 | 0 | 5.40 | 1 | 1  | 0  | 0   | 0  | 1.2 | 5 | 1 | 1  | 1  | 0  | 1  | 0   | 2  | 0  | 0  |

### DIVISION SERIES RECORD

| Year | Club/Opp.   | W | L | ERA  | G | GS | CG | SHO | SV | IP  | H | R | ER | HR | HB | BB | IBB | SO | WP | BK |
|------|-------------|---|---|------|---|----|----|-----|----|-----|---|---|----|----|----|----|-----|----|----|----|
| 2015 | HOU vs. KC  | 0 | 0 | 9.00 | 1 | 0  | 0  | 0   | 0  | 1.0 | 1 | 1 | 1  | 0  | 0  | 0  | 0   | 0  | 0  | 0  |
| 2020 | OAK vs. HOU |   |   |      |   |    |    |     |    |     |   |   |    |    |    |    |     |    |    |    |

### FIERS' CAREER BESTS

**Low Hit Complete Game:** 0 (twice), May 7, 2019 vs. Cincinnati; Aug. 21, 2015 vs. Los Angeles (NL)  
**Innings Pitched:** 9.0 (twice), last: May 7, 2019 vs. Cincinnati. As reliever: 5.0, August 3, 2015 at Texas  
**Strikeouts:** 14, August 14, 2014 at Chicago (NL); 12, May 2, 2015 at Chicago (NL); 11, July 16, 2017 vs. Minnesota; 10 (five times), last: August 21, 2015 vs. Los Angeles (NL). As reliever: 6, August 3, 2015 at Texas  
**Pitches:** 134, August 21, 2015 vs. Los Angeles (NL). As reliever: 96, August 3, 2015 at Texas  
**Longest Winning Streak:** 12, May 7 to August 27, 2019  
**Longest Losing Streak:** 6, September 17, 2014 to April 21, 2015  
**Longest Scoreless Streak:** 21.1, June 16 to July 5, 2012





**CATCHER**

**Height/Weight:** 6-1 / 228

**Bats/Throws:** Right / Right

**Birthdate:** January 12, 1993

**Opening Day Age:** 28

**Birthplace/Resides:** Hialeah, Florida / Phoenix, Arizona

**Major League Service:** 1 year, 86 days

**Obtained:** Acquired from Texas with Elvis Andrus and cash for Khristian Davis, Jonah Heim and Dane Acker, February 6, 2021

**Contract Status:** First year of a one-year contract through 2021

 [Updated Stats](#)

**CAREER HIGHLIGHTS**

Played in 37 games over two seasons with San Francisco in 2018 and 2019 and hit .229 with six home runs and 14 RBI...has started 15 games at catcher and 14 at first base...was the Giants second round draft pick in 2014 and hit .258 with 63 home runs and 270 RBI in six seasons in the San Francisco farm system...tossed out 147-of-444 (33.1%) attempted base stealers...missed the entire 2020 season following hip surgery and was claimed off waivers by Texas following the season before being dealt to the A's...was named to the California League Postseason All-Star team in 2017...played for Scottsdale in the Arizona Fall League from 2016-17, earning Postseason All-Star honors in 2017.

**2020 HIGHLIGHTS**

Injured his right hip in December 2019 while playing in the Dominican Winter League...underwent surgery on his right hip labrum on Feb. 6, 2020 with the procedure performed by Dr. Marc Philippon in Vail, Col...was placed on the Giants 60-day injured list on March 10...spent the majority of the season undergoing rehab followed by baseball activities at San Francisco's minor league complex in Scottsdale, Ariz...was designated for assignment on Nov. 20 and claimed off waivers by Texas on Nov. 25.

**CAREER**

**2019**—Started eight games at catcher and four at first base over four different stints with the Giants (May 9-15; June 2-12; Aug. 13-15; Sept. 1-end of season)...handled 122 total chances without an error at the two positions and threw out one of three runners attempting to steal...homed on May 15 vs. Toronto and June 8 vs. Los Angeles (NL)...spent the majority of the season at Triple-A Sacramento with starts at catcher (60), first base (20) and left field (4)...played in four games for the Toros in the Dominican Winter League before an injury.

**2018**—Combined to bat .233 with 11 home runs and 37 RBI in 90 games at Double-A Richmond and Sacramento...spent most of the year at Richmond before his promotion to Sacramento on Aug. 7...was recalled by the Giants on Aug. 26 to replace the injured Buster Posey...was 2-for-4 with two RBI in start at catcher in his Major League debut on Aug. 31 in an 8-0 win over the Mets...homed off Robert Gsellman to lead off bottom of the eighth for his first hit, then singled later in same inning...it marked the first time a Giants player had his first two ML hits come in the same inning in the modern era (since 1900)...was the second Giants catcher to have his first hit be a homer in his first ML game (Eliezer Alfonzo, June 3, 2006 at New York-NL)...recorded four hits on Sept. 22 at St. Louis, a day after he had four strikeouts, to become just the second Giants player since 1913 to have at least four strikeouts one game and at least four hits in the next game (Hunter Pence, July 22-24, 2015)...batted .368 in his first 12 games...started 10 games at first base and seven at catcher.

**2017**—Batted .274 with 17 home runs and 73 RBI in 103 games at High-A San Jose and Richmond...was named to the California League Midseason and Postseason All-Star teams...was the league Player of the Week for week ending April 16...was on the disabled list from April 21 to May 3 with a concussion...was promoted to Richmond on Aug. 1...played for Scottsdale in the Arizona Fall League and was named to Rising Stars and Postseason All-Star team.



**2016**—Played in just 42 games for San Jose after suffering a facial fracture while sliding into second base on May 22 at Rancho Cucamonga...played in six games on rehab for the AZL Giants before being reinstated on Aug. 9...went 3-for-10 (.300) in three postseason games for San Jose...played for Scottsdale in the Arizona Fall League.

**2015**—Combined for a .264 average with 15 home runs and 66 RBI in 103 games between Low-A Augusta and San Jose...was named a South Atlantic League Midseason All-Star...was promoted to San Jose on Aug. 6 and hit .333 with two homers in seven postseason games.

**2014**—Began his professional career with the Arizona Rookie League Giants before promotion to Short-Season Single-A Salem-Keizer on Aug. 7.

## PERSONAL/MISCELLANEOUS

Aramis Michael Garcia was originally signed by Giants scout Jose Alou...is married, Breanna...graduated from Pines Charter High School (Fort Lauderdale, FL) in 2011...attended Florida International University...was the 2014 Conference USA player of the year with a .368 average, eight homers and 37 RBI...was also named FIU's Male Student Athlete of the Year and to Conference USA All-Academic team in 2014...was a two-time Johnny Bench Award semifinalist as the top collegiate catcher in 2013-14.

### LIFETIME PLAYING RECORD

| Year                       | Club          | AVG.        | G          | AB          | R          | H          | 2B        | 3B       | HR        | RBI        | SH                       | SF        | HP        | BB         | SO         | SB       | CS       | OBP         | SLG         | E         |
|----------------------------|---------------|-------------|------------|-------------|------------|------------|-----------|----------|-----------|------------|--------------------------|-----------|-----------|------------|------------|----------|----------|-------------|-------------|-----------|
| 2014                       | AZL Giants    | .219        | 8          | 32          | 6          | 7          | 3         | 0        | 0         | 3          | 1                        | 0         | 0         | 5          | 6          | 0        | 0        | .324        | .313        | 2         |
|                            | Salem Keizer  | .229        | 20         | 70          | 5          | 16         | 3         | 0        | 2         | 12         | 0                        | 0         | 1         | 5          | 19         | 0        | 0        | .289        | .357        | 3         |
| 2015                       | Augusta       | .273        | 83         | 319         | 42         | 87         | 15        | 1        | 15        | 61         | 0                        | 4         | 5         | 35         | 77         | 0        | 1        | .350        | .467        | 6         |
|                            | San Jose      | .227        | 20         | 75          | 10         | 17         | 4         | 0        | 0         | 5          | 0                        | 0         | 0         | 9          | 22         | 1        | 0        | .310        | .280        | 0         |
| 2016                       | AZL Giants    | .227        | 6          | 22          | 1          | 5          | 1         | 0        | 0         | 4          | 0                        | 1         | 0         | 0          | 1          | 0        | 0        | .217        | .273        | 0         |
|                            | San Jose      | .257        | 41         | 144         | 20         | 37         | 6         | 0        | 2         | 20         | 2                        | 0         | 0         | 14         | 42         | 1        | 0        | .323        | .340        | 0         |
| 2017                       | San Jose      | .272        | 81         | 324         | 43         | 88         | 20        | 1        | 17        | 65         | 0                        | 2         | 6         | 15         | 73         | 0        | 0        | .314        | .497        | 5         |
|                            | Richmond      | .282        | 22         | 78          | 11         | 22         | 12        | 0        | 0         | 8          | 0                        | 1         | 1         | 9          | 21         | 0        | 0        | .360        | .436        | 3         |
| 2018                       | Richmond      | .233        | 80         | 301         | 36         | 70         | 14        | 1        | 11        | 33         | 0                        | 3         | 4         | 20         | 76         | 0        | 1        | .287        | .395        | 4         |
|                            | Sacramento    | .237        | 10         | 38          | 5          | 9          | 1         | 0        | 0         | 4          | 0                        | 1         | 0         | 2          | 12         | 0        | 0        | .268        | .263        | 2         |
| 2019                       | SAN FRANCISCO | .286        | 19         | 63          | 8          | 18         | 1         | 0        | 4         | 9          | 0                        | 0         | 0         | 2          | 31         | 0        | 0        | .308        | .492        | 1         |
|                            | Sacramento    | .271        | 89         | 332         | 52         | 90         | 20        | 2        | 16        | 55         | 1                        | 1         | 3         | 34         | 114        | 0        | 2        | .343        | .488        | 6         |
| 2020                       | SAN FRANCISCO | .143        | 18         | 42          | 5          | 6          | 1         | 0        | 2         | 5          | 0                        | 0         | 0         | 4          | 21         | 0        | 0        | .217        | .310        | 0         |
|                            |               |             |            |             |            |            |           |          |           |            | (Injured — Did not play) |           |           |            |            |          |          |             |             |           |
| <b>Major League Totals</b> |               | <b>.229</b> | <b>37</b>  | <b>105</b>  | <b>13</b>  | <b>24</b>  | <b>2</b>  | <b>0</b> | <b>6</b>  | <b>14</b>  | <b>0</b>                 | <b>0</b>  | <b>0</b>  | <b>6</b>   | <b>52</b>  | <b>0</b> | <b>0</b> | <b>.270</b> | <b>.419</b> | <b>1</b>  |
| <b>Minor League Totals</b> |               | <b>.258</b> | <b>460</b> | <b>1735</b> | <b>231</b> | <b>448</b> | <b>99</b> | <b>5</b> | <b>63</b> | <b>270</b> | <b>4</b>                 | <b>13</b> | <b>20</b> | <b>148</b> | <b>463</b> | <b>2</b> | <b>4</b> | <b>.322</b> | <b>.430</b> | <b>31</b> |

### CAREER TRANSACTIONS

**2011** — Selected by the St. Louis Cardinals in the 20th round of the First-Year Player Draft; did not sign. **2014** — Selected by the San Francisco Giants in the 2nd round of the First-Year Player Draft. **2020** — On the injured list, March 10 to October 31; included rehabilitation assignment to the Giants Alternate Site, September 23 to 27. Claimed off waivers by the Texas Rangers, November 25. **2021** — Traded to the Oakland Athletics with shortstop Elvis Andrus and cash for designated hitter Khris Davis, catcher Jonah Heim and minor league pitcher Dane Acker, February 6.

### GARCIA'S CAREER HIGHS

**Hits:** 4, September 22, 2018 at St. Louis  
**Home Runs:** 1 (six times), last: June 8, 2019 vs. Los Angeles (NL)  
**Runs Batted In:** 2 (five times), last: September 26, 2019 vs. Colorado  
**Stolen Bases:** None  
**Hitting Streak:** 5, September 11 to 19, 2018  
**Hitless Streak (At Bats):** 13, June 8 to September 18, 2019  
**Game Ending RBI:** None  
**Grand Slams:** None  
**Pinch-Hit Home Runs:** None  
**Inside-The-Park Home Runs:** None  
**Lead Off Home Runs:** None

**CATCHER****Height/Weight:** 6-2 / 212**Birthdate:** July 19, 1987**Birthplace/Resides:** Sao Paulo, Brazil / Knoxville, Tennessee**Major League Service:** 8 years, 83 days**Obtained:** Acquired from Washington with Josh Harrison and cash for Richard Guasch, Drew Millas and Seth Shuman, July 30, 2021**Contract Status:** Second year of a two-year contract through 2021
[@Yan\\_AGomes](#)
[@yan\\_agomes](#)
[Updated Stats](#)
**CAREER HIGHLIGHTS**

Is a .246 career hitter with 103 home runs and 364 RBI in 779 games over nine seasons in the majors with Toronto (2012), Cleveland (2013-18) and Washington (2019-20)...has thrown out 147-of-441 (33.3%) attempted base stealers...has appeared in 22 postseason games, including the 2016 and 2019 World Series...caught the final out of the 2019 World Series for the Nationals...named to his first All-Star Team in 2018 with Cleveland...won the American League Silver Slugger Award for catchers in 2014...played for Brazil in the 2012 World Baseball Classic qualifier...played for Phoenix in the Arizona Fall League in 2011.

**2020 HIGHLIGHTS**

Combined with Kurt Suzuki to form one of the better offensive catching tandems in Major League Baseball...ranked among National League catchers (min. 115 PA) in average (3rd, .284), slugging percentage (4th, .468), and OPS (4th, .787)...hit .323/.346/.531 in his last 26 games after starting 2020 hitless in his first 13 at bats...clubbed his 100th career homer, Aug. 21 vs. Miami (Hernandez)...homed the next game as well, Aug. 22 vs. Miami (Sanchez)...recorded a season-long 10-game hitting streak, Aug. 10-30...hit .390 (16-for-41) with four doubles, a triple, two homers and seven RBI during the streak.

**CAREER**

**2019**—In his first season in Washington, hit .233 with 16 doubles, 12 homers, 43 RBI, 38 walks and 36 runs scored in 97 games...from Aug. 18 through the end of the season, Gomes led Major League catchers (min. 100 PA) in slugging percentage (.564) and OPS (.900)...ranked tied for first in doubles (9), tied for third in home runs (6) and tied for fourth in RBI (17) over this stretch...between Gomes and Kurt Suzuki (63), the Nationals got 106 RBI from the catcher spot, tied for the second-most in the National League and the most out of the catcher spot in team history (2005-pres.)...the previous high was 98 RBI from the catchers on the 2008 Nationals...Gomes appeared in 11 of Washington's 17 Postseason games, hitting .241 (7-for-29) with two doubles, three RBI, two walks and three runs scored along the way.

**2018**—Earned his first career All-Star Game selection after being chosen by the Office of the Commissioner...hit .266 with 26 doubles, 16 home runs, 48 RBI, 21 walks and 52 runs scored in 112 games...led American League catchers (min. 400 PA) in slugging percentage (.449), OPS (.757), doubles (26), runs scored (11st, 52) and batting average (.266), while ranking second in on-base percentage (.313)...his 26 doubles marked a career-high, while his 16 home runs were his most since he clubbed 21 in 2014...it was his most consistent offensive season since 2014 while helping to lead one of the best pitching staffs in Major League Baseball...threw out 18 of the 67 (27%) runners attempting to steal off him as the Indians pitchers recorded an ERA of 3.83 with him behind the plate...hit his third career grand slam on July 2 at Kansas City and recorded his 500th career hit that night as well...also hit his third career "walk-off" homer on April 8 vs. Kansas City (Maurer)...from July 27 through the end of the season, he batted .312 with nine doubles, six homers and 15 RBI (.841 OPS)...recorded an OPS of .784 after May 31...recorded an .840 OPS vs. left-handed pitching...from Aug. 1 through the end of the season batted .320 in 35 games, leading all Major League catchers in batting average in that span.

**2017**—Finished tied for ninth among American League catchers in walks (31) and fifth in RBI (56)...threw out 40% of baserunners (22-for-50), the top mark in the majors...was a top-three finalist for the Rawlings Gold Glove Award...started the year 2-for-30, but went on to bat .248 the remainder of the season...recorded his second career walk-off home run on Aug. 8 vs. Colorado off Greg Holland.

**2016**—Endured a two-month stint on the disabled list in July and August...his 32 RBI at the time of his shoulder injury ranked tied for fourth among AL catchers at the time...suffered separated right shoulder on July 17...rehabbed with Akron and Columbus in their respective September postseasons before being hit by a pitch in his final rehab game of Sept. 4 vs. Trenton in the Eastern League finals, sustaining a broken right wrist...was on all three postseason rosters and appeared in four games in the World Series as a pinch-hitter or defensive replacement in the middle innings.

**2015**—Sprained the MCL ligament in his right knee on April 12 and was placed on the 15-day disabled list the following day...was on the 15-day DL from April 13- May 23...threw out 18 of 57 potential base stealers on the year (31.6%) as the staff recorded an ERA of 3.56 with him behind the plate.

**2014**—Recorded the best offensive season of his career and was a finalist for the Rawlings Gold Glove Award...hit .278 with 25 doubles, 21 homers, 74 RBI, 24 walks and 61 runs scored in 135 games...earned his first career American League Silver Slugger Award, becoming the first catcher in Indians history to win the award outright (Victor Martinez shared the award in 2004)...he led all AL catchers in average (.278), OPS (.785) and extra base hits (49) and was second in RBI (74) and third in homers (21) among AL players who played in 80% of their games at catcher...he was second among ML catchers in OPS...tossed out 27-of-93 (29%) of the runners attempting to steal off him, the second-highest percentage among AL catchers.

**2013**—Opened the season at Triple-A Columbus before joining the Indians...was Cleveland's recipient of the Wilson Defensive Player of the Year Award...finished second among Major League catchers with at least 275 plate appearances in slugging pct (.491) and third in OPS (.837) and batting average (.298) as 31 of his 86 base hits went for extra bases...from June 28 through the end of the season he hit .317 with 14 doubles, five home runs and 20 RBI in 56 games...on May 20 vs. Seattle, hit his first career walk-off home run in the 10th inning off Charlie Furbush.

**2012**—Enjoyed five stints with the Blue Jays...his batting average (.328), slugging pct (.557) and OPS (.938) all would have ranked in the top 10 in the Pacific Coast League had it not been for his big league stints...was recalled for the first time on May 17, collecting his first Major League hit that day vs. New York (AL) off Phil Hughes...homed the next day (May 18) for the first time off Jonathon Niese...played for Team Brazil in WBC qualifier in November, leading the club to a 1-0 victory over Panama with the game's lone RBI to advance to the 16-team WBC field held in March.

**2011**—Hit .248 with 19 doubles, 13 homers, 52 RBI, 26 walks and 35 runs scored in 83 games between Double-A New Hampshire and Triple-A Las Vegas...played for Phoenix in the Arizona Fall League following the season and hit .302 with eight RI and eight walks in 19 games.

**2010**—Split the season between Single-A Dunedin and Single-A Lansing...was named to the Florida State League Midseason All-Star Team.

**2009**—Hit .300 with 23 doubles, two triples, two homers, 46 RBI, 25 walks and 23 runs scored in 64 games during his first professional season.

## **PERSONAL/MISCELLANEOUS**

Yan Gomes was originally signed by Blue Jays scout Carlos Rodriguez...attended Miami Southridge High School...played two years at the University of Tennessee before transferring to Barry (FL) University...is married, Jenna...they have a daughter, Brooklyn Mae and two sons, Grayson and William...was the first Brazilian-born player in MLB history and now one of five all-time...

brother, Juan, was a 37th round pick in the 2014 Draft out of Odessa (TX) College...his father-in-law, Atlee Hammaker, pitched 12 years in the majors from 1982-95 and was an NL All-Star with San Francisco in 1983.

### LIFETIME PLAYING RECORD

| Year                | Club          | AVG. | G   | AB   | R   | H   | 2B  | 3B | HR  | RBI | SH | SF | HP | BB  | SO  | SB | CS | OBP  | SLG  | E  |
|---------------------|---------------|------|-----|------|-----|-----|-----|----|-----|-----|----|----|----|-----|-----|----|----|------|------|----|
| 2009                | GCL Blue Jays | .357 | 4   | 14   | 1   | 5   | 0   | 0  | 0   | 2   | 0  | 0  | 0  | 3   | 2   | 0  | 0  | .471 | .357 | 0  |
|                     | Auburn        | .296 | 60  | 223  | 22  | 66  | 23  | 2  | 2   | 44  | 0  | 1  | 2  | 22  | 37  | 0  | 2  | .363 | .444 | 2  |
| 2010                | Dunedin       | .275 | 68  | 233  | 37  | 64  | 21  | 1  | 9   | 40  | 0  | 1  | 4  | 9   | 64  | 0  | 0  | .312 | .489 | 2  |
|                     | Lansing       | .231 | 7   | 26   | 2   | 6   | 2   | 0  | 0   | 8   | 0  | 2  | 0  | 3   | 11  | 0  | 0  | .290 | .308 | 0  |
| 2011                | New Hampshire | .250 | 79  | 276  | 34  | 69  | 18  | 1  | 13  | 51  | 0  | 4  | 4  | 25  | 75  | 0  | 0  | .317 | .464 | 6  |
|                     | Las Vegas     | .214 | 4   | 14   | 1   | 3   | 1   | 0  | 0   | 1   | 0  | 0  | 0  | 1   | 4   | 0  | 0  | .267 | .286 | 1  |
| 2012                | Las Vegas     | .328 | 79  | 305  | 44  | 100 | 29  | 1  | 13  | 59  | 0  | 2  | 2  | 25  | 72  | 4  | 0  | .380 | .557 | 12 |
|                     | TORONTO       | .204 | 43  | 98   | 9   | 20  | 4   | 0  | 4   | 13  | 1  | 3  | 3  | 6   | 32  | 0  | 0  | .264 | .367 | 1  |
| 2013                | Columbus      | .300 | 6   | 20   | 2   | 6   | 4   | 0  | 0   | 3   | 0  | 0  | 0  | 4   | 4   | 0  | 0  | .417 | .500 | 2  |
|                     | CLEVELAND     | .294 | 88  | 293  | 45  | 86  | 18  | 2  | 11  | 38  | 0  | 4  | 7  | 18  | 67  | 2  | 0  | .345 | .481 | 3  |
| 2014                | CLEVELAND     | .278 | 135 | 485  | 61  | 135 | 25  | 3  | 21  | 74  | 0  | 6  | 3  | 24  | 120 | 0  | 0  | .313 | .472 | 14 |
| 2015                | CLEVELAND     | .231 | 95  | 363  | 38  | 84  | 22  | 0  | 12  | 45  | 0  | 6  | 7  | 13  | 104 | 0  | 0  | .267 | .391 | 3  |
|                     | Lake County   | .500 | 2   | 4    | 1   | 2   | 0   | 0  | 0   | 0   | 0  | 0  | 0  | 1   | 0   | 0  | 0  | .600 | .500 | 0  |
| 2016                | Columbus      | .333 | 4   | 12   | 2   | 4   | 0   | 0  | 0   | 1   | 0  | 1  | 1  | 1   | 3   | 0  | 0  | .400 | .333 | 0  |
|                     | CLEVELAND     | .167 | 74  | 251  | 22  | 42  | 11  | 1  | 9   | 34  | 0  | 2  | 2  | 9   | 69  | 0  | 0  | .201 | .327 | 3  |
| 2017                | Akron         | .444 | 3   | 9    | 3   | 4   | 1   | 0  | 0   | 2   | 0  | 0  | 0  | 1   | 2   | 0  | 0  | .500 | .556 | 0  |
|                     | CLEVELAND     | .232 | 105 | 341  | 43  | 79  | 15  | 0  | 14  | 56  | 1  | 2  | 8  | 31  | 99  | 0  | 0  | .309 | .399 | 9  |
| 2018                | CLEVELAND     | .266 | 112 | 403  | 52  | 107 | 26  | 0  | 16  | 48  | 0  | 3  | 8  | 21  | 119 | 0  | 0  | .313 | .449 | 9  |
| 2019                | WASHINGTON    | .223 | 97  | 314  | 36  | 70  | 16  | 0  | 12  | 43  | 0  | 1  | 5  | 38  | 84  | 2  | 0  | .316 | .389 | 4  |
| 2020                | WASHINGTON    | .284 | 30  | 109  | 14  | 31  | 6   | 1  | 4   | 13  | 3  | 0  | 1  | 6   | 22  | 1  | 0  | .319 | .468 | 2  |
| Major League Totals |               | .246 | 779 | 2657 | 320 | 654 | 143 | 7  | 103 | 364 | 2  | 30 | 44 | 166 | 716 | 5  | 0  | .298 | .422 | 48 |

### CAREER TRANSACTIONS

**2008** — Selected by the Boston Red Sox in the 39th round of the First-Year Player Draft; did not sign. **2009** — Selected by the Toronto Blue Jays in the 10th round of the First-Year Player Draft. **2012** — Traded to the Cleveland Indians with infielder Mike Aviles for pitcher Esmil Rogers, November 3. **2014** — On the paternity list, May 3 to 4. On the 7-day concussion disabled list, August 22 to 28. **2015** — On the disabled list, April 12 to May 23; included rehabilitation assignments to Lake County, May 15 to 17, and Columbus, May 18 to 23. **2016** — On the disabled list, July 18 to September 29; included rehabilitation assignments to Akron, September 2 to 6 and September 9 to 18, and Columbus, September 7 to 8. **2018** — Traded to the Washington Nationals for pitcher Jeffry Rodriguez, minor league outfielder Daniel Johnson and a player to be named later (minor league infielder Andruw Monasterio, December 17), November 30. **2019** — Elected free agency, November 2; signed by Washington, December 10. **2021** — On the injured list, April 6 to 8. On the injured list, July 10 to 28. Traded to the Oakland Athletics with infielder Josh Harrison and cash for minor league pitchers Richard Guasch and Seth Shuman and minor league catcher Drew Millas, July 30.

### WILD CARD RECORD

| Year | Club/Opp.   | AVG.           | G | AB | R | H | 2B | 3B | HR | RBI | SH | SF | HP | BB | SO | SB | CS | OBP  | SLG  | E |
|------|-------------|----------------|---|----|---|---|----|----|----|-----|----|----|----|----|----|----|----|------|------|---|
| 2013 | CLE vs. TB  | .500           | 1 | 4  | 0 | 2 | 1  | 0  | 0  | 0   | 0  | 0  | 0  | 0  | 0  | 0  | 0  | .500 | .750 | 0 |
| 2019 | WSH vs. MIL | (Did not play) |   |    |   |   |    |    |    |     |    |    |    |    |    |    |    |      |      |   |

### DIVISION SERIES RECORD

| Year   | Club/Opp.   | AVG.           | G | AB | R | H | 2B | 3B | HR | RBI | SH | SF | HP | BB | SO | SB | CS | OBP  | SLG  | E |
|--------|-------------|----------------|---|----|---|---|----|----|----|-----|----|----|----|----|----|----|----|------|------|---|
| 2016   | CLE vs. BOS | (Did not play) |   |    |   |   |    |    |    |     |    |    |    |    |    |    |    |      |      |   |
| 2017   | CLE vs. NYY | .333           | 3 | 6  | 1 | 2 | 1  | 0  | 0  | 1   | 0  | 0  | 0  | 2  | 2  | 0  | 0  | .500 | .500 | 0 |
| 2018   | CLE vs. HOU | .250           | 3 | 8  | 2 | 2 | 0  | 0  | 0  | 0   | 0  | 0  | 0  | 1  | 4  | 0  | 0  | .333 | .250 | 0 |
| 2019   | WSH vs. LAD | .167           | 3 | 6  | 0 | 1 | 0  | 0  | 0  | 0   | 0  | 0  | 0  | 1  | 4  | 0  | 0  | .286 | .167 | 0 |
| Totals |             | .250           | 9 | 20 | 3 | 5 | 1  | 0  | 0  | 1   | 0  | 0  | 0  | 4  | 10 | 0  | 0  | .375 | .300 | 0 |

### LEAGUE CHAMPIONSHIP SERIES RECORD

| Year | Club/Opp.   | AVG.           | G | AB | R | H | 2B | 3B | HR | RBI | SH | SF | HP | BB | SO | SB | CS | OBP  | SLG  | E |
|------|-------------|----------------|---|----|---|---|----|----|----|-----|----|----|----|----|----|----|----|------|------|---|
| 2016 | CLE vs. TOR | (Did not play) |   |    |   |   |    |    |    |     |    |    |    |    |    |    |    |      |      |   |
| 2019 | WSH vs. STL | .429           | 3 | 7  | 1 | 3 | 1  | 0  | 0  | 3   | 0  | 0  | 0  | 1  | 3  | 0  | 0  | .500 | .571 | 1 |

**WORLD SERIES RECORD**

| Year          | Club/Opp.   | AVG.        | G        | AB        | R        | H        | 2B       | 3B       | HR       | RBI      | SH       | SF       | HP       | BB       | SO       | SB       | CS       | OBP         | SLG        | E        |
|---------------|-------------|-------------|----------|-----------|----------|----------|----------|----------|----------|----------|----------|----------|----------|----------|----------|----------|----------|-------------|------------|----------|
| 2016          | CLE vs. CHI | .000        | 4        | 4         | 0        | 0        | 0        | 0        | 0        | 0        | 0        | 0        | 0        | 0        | 2        | 0        | 0        | .000        | .000       | 1        |
| 2019          | WSH vs. HOU | .188        | 5        | 16        | 2        | 3        | 1        | 0        | 0        | 0        | 0        | 0        | 0        | 0        | 2        | 0        | 0        | .188        | .250       | 0        |
| <b>Totals</b> |             | <b>.150</b> | <b>9</b> | <b>20</b> | <b>2</b> | <b>3</b> | <b>1</b> | <b>0</b> | <b>0</b> | <b>0</b> | <b>0</b> | <b>0</b> | <b>0</b> | <b>0</b> | <b>4</b> | <b>0</b> | <b>0</b> | <b>.150</b> | <b>200</b> | <b>1</b> |

**ALL-STAR GAME RECORD**

| Year | Club/Opp. | AVG. | G | AB | R | H | 2B | 3B | HR | RBI | SH | SF | HP | BB | SO | SB | CS | OBP  | SLG  | E |
|------|-----------|------|---|----|---|---|----|----|----|-----|----|----|----|----|----|----|----|------|------|---|
| 2018 | AL/WSH    | .000 | 1 | 3  | 0 | 0 | 0  | 0  | 0  | 0   | 0  | 0  | 0  | 0  | 2  | 0  | 0  | .000 | .000 | 0 |

**GOMES' CAREER HIGHS**

**Hits:** 4 (twice), last: May 13, 2018 vs. Kansas City

**Home Runs:** 2 (five times), last: September 8, 2019 at Atlanta; September 23, 2017 at Seattle; September 1, 2015 at Toronto; June 9, 2015 vs. Seattle; May 20, 2013 vs. Seattle

**Runs Batted In:** 5 (three times), last: May 21, 2017 at Houston

**Stolen Bases:** 1 (five times), last: September 1, 2020 at Philadelphia

**Hitting Streak:** 13, July 24 to August 7, 2014

**Hitless Streak (At Bats):** 27, July 4 to 16, 2016

**Game Ending RBI:** 5, June 18, 2021 vs. New York-NL (single); April 8, 2018 vs. Kansas City (home run); August 8, 2017 vs. Colorado (home run); June 1, 2016 vs. Texas (single); May 20, 2013 vs. Seattle (home run)

**Grand Slams:** 4, June 15, 2021 vs. Pittsburgh (Tyler Anderson); July 3, 2018 at Kansas City (Danny Duffy); August 27, 2017 vs. Kansas City (Onelki Garcia); August 29, 2015 vs. Los Angeles (Joe Smith)

**Pinch-Hit Home Runs:** 1, June 11, 2012 vs. Washington (Sean Burnett)

**Inside-The-Park Home Runs:** None

**Lead Off Home Runs:** None

**LEFT-HANDED PITCHER****Height/Weight:** 6-4 / 205**Bats/Throws:** Left / Left**Birthdate:** March 16, 1992**Opening Day Age:** 29**Birthplace/Resides:** San Pedro de Macoris, Dominican Republic / San Pedro de Macoris, Dominican Republic**Major League Service:** 104 days**Obtained:** Signed to a minor league contract, December 4, 2020**Contract Status:** First year of a one-year contract through 2021[Updated Stats](#)**NON-ROSTER INVITEE****CAREER HIGHLIGHTS**

Has spent parts of three seasons in the majors with Houston from 2017-19 and is 1-0 with an 8.08 ERA in 32 relief appearances...has 26 strikeouts in 24.2 innings but has also walked 16...was originally signed by the Astros out of the Dominican Republic on Sept. 22, 2009 and pitched for 10 seasons in the Houston farm system...was 23-32 with 11 saves and a 4.63 ERA in 243 games, including 31 starts before he was released following the 2019 season...signed a minor league contract with the Los Angeles Dodgers prior to the 2020 season but did not pitch...has 470 strikeouts in 382.0 minor league innings (11.1 per nine innings) but has also walked 263 (6.20 per nine innings).

**2020 HIGHLIGHTS**

Was a non-roster invitee with the Los Angeles Dodgers and had a loss and a 3.00 ERA in six spring training appearances...was not added to the Dodgers 60-man player pool and did not pitch in 2020.

**CAREER**

**2019**—Went 1-0 with an 11.81 ERA in seven games across four stints with the Astros...matched his career-high with 2.0 innings of relief at Texas on April 20, while allowing no hits and recording three strikeouts...struck out six batters in 5.1 innings pitched...notched his first career win on June 4, 2019 at Seattle after recording an out in the bottom of the sixth inning...appeared in 23 games for Triple-A Round Rock, posting a 3-1 record with a 2.63 ERA and 32 strikeouts...was placed on the temporarily inactive list on July 28 and was later transferred to the restricted list on July 30, where he remained throughout the remainder of the season.

**2018**—Appeared in three games in the Majors with the Astros over two stints with the club...struck out four batters in 3.1 innings pitched, allowing one run on one hit for a 2.70 ERA...tied a single-game career-high in innings pitched (2.0) and strikeouts (3) on June 13 at Oakland...in 43 games at Triple-A Fresno he went 3-3 with a 3.74 ERA.

**2017**—Made his Major League debut, posting a 7.88 ERA with 16 strikeouts in 22 games across five stints with the Astros...made his debut on May 31 at Minnesota, tossing 2.0 innings with two strikeouts in an Astros 17-6 blowout win...was scoreless in a career-long eight consecutive outings from July 17 through Aug. 8...registered his only hold of the season on June 5 at Kansas City...spent the majority of his season with the Triple-A Fresno Grizzlies where he went 5-7 with a 5.87 ERA in 39 relief appearances...struck out 47 batters for a 9.20 strikeouts per 9.0 innings ratio.

**2016**—Split his season between Double-A Corpus Christi and Triple-A Fresno, combining to go 3-3 with two saves, a 4.18 ERA and 63 strikeouts in 43 appearances...broke camp with Corpus Christi and spent over a month with the Hooks before a promotion to Triple-A on May 12...made nine appearances for the Hooks, going 1-0 with a 0.69 ERA and 19 strikeouts...after his promotion, posted a 2-3 record and a 5.23 ERA in 34 games for the Grizzlies...held lefties to a .213 opponent batting average while at Triple-A...pitched for the Gigantes del Cibao in the Dominican Winter League and made 14 appearances with eight strikeouts in 8.0 innings.

**2015**—Combined to go 4-6 with four saves and a 5.52 ERA in 35 appearances across three levels in the Astros minor league system, advancing from Single-A Quad Cities to Advanced-A Lancaster to Double-A Corpus Christi...posted 59 strikeouts in 45.2 innings, while allowing a .220 opponent batting average...pitched for the Gigantes del Cibao in the Dominican Winter League and made 13 appearances with a 4.22 ERA.

**2014**—Pitched the entire season at Rookie-Level Greeneville, where he went 2-5 with a 4.47 ERA in 13 games, including nine starts...bounced between the starter and reliever role all season, going 1-1 with a 3.27 ERA in relief.

**2013**—Pitched the majority of his season in the Gulf Coast League, where he went 0-1 with a 4.35 ERA in 10 appearances, including two starts...was promoted to Triple-A Oklahoma City on Aug. 30 where he made one relief appearance (1 er in 2.1 ip).

**2012**—Pitched two months in the Gulf Coast League, posting a 1-1 record with a 5.40 ERA in eight games, including three starts...struck out 16 batters in 18.1 innings pitched.

**2011**—In 13 starts for the Dominican Summer League Astros, he went 1-3 with a 2.17 ERA... posted 61 strikeouts in 45.2 innings, while allowing a .193 opponent batting average.

**2010**—Began his professional career in the Dominican Summer League, where he went 1-2 with an 11.95 ERA in 14 games, including four starts.

**PERSONAL/MISCELLANEOUS**

Reymin Guduan was originally signed by Houston scouts Felix Francisco and Rafael Belen.

| LIFETIME PITCHING RECORD   |  |           |           |             |            |           |          |          |           |              |            |            |            |           |           |            |          |            |           |          |  |  |
|----------------------------|--|-----------|-----------|-------------|------------|-----------|----------|----------|-----------|--------------|------------|------------|------------|-----------|-----------|------------|----------|------------|-----------|----------|--|--|
| Year                       | Club   | W         | L         | ERA         | G          | GS        | CG       | SHO      | SV        | IP           | H          | R          | ER         | HR        | HB        | BB         | IBB      | SO         | WP        | BK       |  |  |
| 2010                       | DSL Astros                                     | 1         | 2         | 11.95       | 15         | 4         | 0        | 0        | 0         | 20.1         | 38         | 34         | 27         | 0         | 3         | 31         | 0        | 19         | 10        | 1        |  |  |
| 2011                       | DSL Astros                                     | 1         | 3         | 2.17        | 13         | 13        | 0        | 0        | 0         | 45.2         | 31         | 19         | 11         | 0         | 4         | 42         | 0        | 61         | 13        | 0        |  |  |
| 2012                       | GCL Astros                                     | 1         | 1         | 5.40        | 8          | 3         | 0        | 0        | 0         | 18.1         | 26         | 11         | 11         | 1         | 0         | 16         | 1        | 16         | 4         | 2        |  |  |
| 2013                       | Oklahoma City                                  | 0         | 0         | 3.86        | 1          | 0         | 0        | 0        | 0         | 2.1          | 1          | 1          | 1          | 0         | 1         | 3          | 0        | 4          | 7         | 0        |  |  |
|                            | GCL Astros                                     | 0         | 1         | 4.35        | 10         | 2         | 0        | 0        | 0         | 20.2         | 19         | 16         | 10         | 3         | 3         | 10         | 0        | 28         | 2         | 1        |  |  |
| 2014                       | Greeneville                                    | 2         | 5         | 4.47        | 13         | 9         | 0        | 0        | 0         | 44.1         | 53         | 32         | 22         | 2         | 2         | 27         | 0        | 58         | 8         | 0        |  |  |
| 2015                       | Corpus Christi                                 | 1         | 3         | 11.57       | 16         | 0         | 0        | 0        | 0         | 16.1         | 20         | 23         | 31         | 3         | 0         | 19         | 0        | 19         | 5         | 1        |  |  |
|                            | Quad Cities                                    | 3         | 0         | 0.75        | 6          | 0         | 0        | 0        | 0         | 12.0         | 6          | 1          | 1          | 0         | 1         | 3          | 0        | 15         | 1         | 0        |  |  |
| 2016                       | Lancaster                                      | 0         | 3         | 3.12        | 13         | 0         | 0        | 0        | 4         | 17.1         | 12         | 9          | 6          | 0         | 0         | 11         | 2        | 25         | 3         | 0        |  |  |
|                            | Corpus Christi                                 | 1         | 0         | 0.69        | 9          | 0         | 0        | 0        | 2         | 13.0         | 7          | 1          | 1          | 1         | 0         | 3          | 0        | 19         | 0         | 0        |  |  |
| 2017                       | Fresno   | 2         | 3         | 5.23        | 34         | 0         | 0        | 0        | 0         | 43.0         | 43         | 25         | 25         | 2         | 0         | 34         | 2        | 44         | 8         | 0        |  |  |
|                            | HOUSTON  | 0         | 0         | 7.88        | 22         | 0         | 0        | 0        | 0         | 16.0         | 24         | 14         | 14         | 1         | 0         | 12         | 0        | 16         | 3         | 0        |  |  |
| 2018                       | Fresno   | 5         | 7         | 5.87        | 39         | 0         | 0        | 0        | 1         | 46.0         | 61         | 33         | 30         | 4         | 1         | 14         | 0        | 47         | 6         | 1        |  |  |
|                            | HOUSTON  | 0         | 0         | 2.70        | 3          | 0         | 0        | 0        | 0         | 3.1          | 1          | 1          | 1          | 1         | 0         | 0          | 0        | 4          | 0         | 0        |  |  |
| 2019                       | Fresno   | 3         | 3         | 3.74        | 43         | 0         | 0        | 0        | 2         | 55.1         | 46         | 24         | 23         | 5         | 0         | 32         | 0        | 83         | 3         | 0        |  |  |
|                            | Round Rock                                     | 3         | 1         | 2.63        | 23         | 0         | 0        | 0        | 2         | 27.1         | 29         | 14         | 8          | 1         | 1         | 18         | 0        | 32         | 5         | 0        |  |  |
| 2020                       | HOUSTON  | 1         | 0         | 11.81       | 7          | 0         | 0        | 0        | 0         | 5.1          | 8          | 7          | 7          | 3         | 0         | 4          | 0        | 6          | 0         | 0        |  |  |
|                            | (Minor League Season Canceled — Did Not Pitch) |           |           |             |            |           |          |          |           |              |            |            |            |           |           |            |          |            |           |          |  |  |
| <b>Major League Totals</b> |  | <b>1</b>  | <b>0</b>  | <b>8.03</b> | <b>32</b>  | <b>0</b>  | <b>0</b> | <b>0</b> | <b>0</b>  | <b>24.2</b>  | <b>33</b>  | <b>22</b>  | <b>22</b>  | <b>5</b>  | <b>0</b>  | <b>16</b>  | <b>0</b> | <b>26</b>  | <b>3</b>  | <b>0</b> |  |  |
| <b>Minor League Totals</b> |  | <b>23</b> | <b>32</b> | <b>4.63</b> | <b>243</b> | <b>31</b> | <b>0</b> | <b>0</b> | <b>11</b> | <b>382.0</b> | <b>392</b> | <b>243</b> | <b>197</b> | <b>22</b> | <b>16</b> | <b>263</b> | <b>5</b> | <b>470</b> | <b>68</b> | <b>6</b> |  |  |

**CAREER TRANSACTIONS**

**2009** — Signed by the Houston Astros as a non-drafted free agent, September 22. **2018** — On the paternity list, June 15 to 17. **2019** — Released, September 5; signed by the Los Angeles Dodgers to a minor league contract, December 2. **2020** — Elected free agency, November 1; signed by the Oakland Athletics to a minor league contract, December 4.



## GUDUAN'S CAREER BESTS

**Low Hit Complete Game:** None

**Innings Pitched:** 2.0 (four times), last: April 20, 2019 at Texas

**Strikeouts:** 3 (three times), last: April 20, 2019 at Texas

**Pitches:** 43, May 31, 2017 at Minnesota

**Longest Winning Streak:** 1, June 4, 2019 to present

**Longest Losing Streak:** None

**Longest Scoreless Streak:** 4.1, July 17 to August 17, 2017

**RIGHT-HANDED PITCHER****Height/Weight:** 6-5 / 245**Bats/Throws:** Right / Right**Birthdate:** April 17, 1989**Opening Day Age:** 31**Birthplace/Resides:** San Felix, Venezuela / Puerto Ordaz, Venezuela**Major League Service:** 2 years, 71 days**Obtained:** Signed to a minor league contract, January 28, 2021**Contract Status:** First year of a one-year contract through 2021
 [Updated Stats](#)
**NON-ROSTER INVITEE****CAREER HIGHLIGHTS**

Was originally signed by the New York Mets organization in 2005 at the age of 16 out of Venezuela...made his Major League debut 10 years later with Pittsburgh and is 8-5 with a 4.81 ERA in 83 relief appearances over five seasons with the Pirates (2015), Angels (2016-17), Brewers (2019) and Phillies (2020)...has also pitched in the Twins and Rangers organizations and is 60-64 with 10 saves and a 4.31 ERA in 374 games, including 129 starts, in 14 seasons in the minors...pitched for the World Team in the All-Star Futures Game in 2007...was on the roster for Venezuela in World Baseball Classic in 2013 and 2017...with the exception of 2019, has pitched for Magallanes in the Venezuelan Winter League every year dating back to 2008.

**2020 HIGHLIGHTS**

Was claimed off waivers from Milwaukee by Philadelphia on Feb. 5 and made the Phillies Opening Day roster...went 1-3 with an 8.59 ERA in nine relief appearances before he was designated for assignment on Aug. 22...spent the remainder of the year at Philadelphia's alternate site...allowed a .313 opponents batting average...surrendered three home runs in 7.1 innings for a .625 opponents slugging percentage...held left-handed hitters to a .077 (1-for-13) average and .297 OPS compared to .474 (9-for-19) with all three of his home runs and a 1.493 OPS against right-handers...his career splits are .224 with a .614 OPS against lefties, .319 with a .961 OPS and 14 of his 19 home runs against righties...opponents hit .150 with the bases empty, .583 with all three of his home runs with runners on...allowed his only inherited runner to score...logged one inning or fewer in eight of his nine appearances...allowed at least one run in five outings...pitched one scoreless inning and struck out a season-high two in his first outing on July 25 against Miami...then allowed a season-high three runs in 0.2 innings his next appearance Aug. 3 at New York (AL)...yielded six runs in 3.0 innings over a four-game stretch from Aug. 9 to 20 and was charged with the loss in three of the four appearances...tossed a season-high 1.1 innings Aug. 18 at Boston...pitched 0.2 scoreless innings Aug. 21 at Atlanta but was designated for assignment the next day...was outrighted to the Phillies alternate site Aug. 25 and did not pitch the rest of the season...went 0-2 with a 6.55 ERA and .289 opponents batting average in 12 relief appearances for Magallanes in the Venezuelan Winter League...struck out 12 batters in 11.0 innings and walked four.

**CAREER**

**2019**—Attended Milwaukee's Spring Training as a non-roster invitee...spent the majority of the season with Triple-A San Antonio...averaged 11.88 strikeouts per nine innings and posted a 0.89 WHIP...following the All-Star break, posted a 0.71 ERA with 40 strikeouts in 18 games...held left-handed hitters to a .156 average and .200 slugging percentage...had his contract selected by the Brewers on July 4...made his only appearance with Milwaukee on July 5 at Pittsburgh...was designated for assignment on July 6 and later outrighted to San Antonio.

**2018**—Spent the season with Triple-A Round Rock in the Texas organization...averaged 10.77 strikeouts per nine innings...limited left-handed hitters to a .188 batting average...held opponents to a .203 average with runners in scoring position...finished the season with a 21.0-inning

scoreless streak, which began on July 15...following the season, pitched for Magallanes in the Venezuelan Winter League.

**2017**—Made 19 relief appearances with Los Angeles (AL) across two stints (April 14-June 2 and Sept. 5-end of season)...appeared in 31 games with Triple-A Salt Lake...participated in the World Baseball Classic for Venezuela...following the season, pitched for Magallanes in the Venezuelan Winter League.

**2016**—Had two stints with Los Angeles (AL) from May 21 to 29 and June 4 through the end of the season...made 44 relief appearances in total...appeared in three games with Salt Lake...was on Salt Lake's disabled list from April 7 to May 5 following an appendectomy...following the season, pitched for Magallanes in the Venezuelan Winter League.

**2015**—Began the season with Triple-A Indianapolis...made his Major League debut on June 27 vs Atlanta, pitching the ninth inning of an 8-4 win (1.0 ip, 1 h, 1 so)...struck out Jace Peterson for his first career strikeout...earned his first ML win June 30 at Detroit after tossing 3.0 scoreless innings...was placed on the 15-day disabled list Aug. 7 with left knee inflammation...was transferred to the 60-day DL on Sept. 2 and missed the remainder of the season...following the season, pitched for Magallanes in the Venezuelan Winter League.

**2014**—Spent the entire season with Triple-A Rochester...was on the disabled list from April 18 to May 4 with a strained right hamstring...following the season, pitched for Magallanes in the Venezuelan Winter League.

**2013**—Was limited to three rehab appearances with the Gulf Coast League Twins after undergoing surgery to remove a rib to improve circulation in his right shoulder (blood clot)...was named to Venezuela's roster for the World Baseball Classic, but did not pitch...following the season, pitched for Magallanes in the Venezuelan Winter League.

**2012**—Opened the year with Double-A New Britain...was promoted to Rochester on April 28 for the remainder of the season...was on the disabled list from July 3 to 24 with right shoulder tendinitis...entering the season, was rated as having the best change-up in Minnesota's minor league system by *Baseball America* (also entering 2009 and 2010)...following the season, pitched for Magallanes in the Venezuelan Winter League.

**2011**—Spent the entire season with New Britain...following the season, pitched for Magallanes in the Venezuelan Winter League.

**2010**—Selected as an Eastern League Midseason All-Star...pitched the majority of the season with New Britain...appeared in five games, including four starts, with Rochester...following the season, pitched for Magallanes in the Venezuelan Winter League.

**2009**—Split the year between Single-A Fort Myers (A) and New Britain...named Florida State League Pitcher of the Week June 29 to July 5 and Eastern League Pitcher of the Week July 20-26... following the season, pitched for Magallanes in the Venezuelan Winter League.

**2008**—Spent the whole season with Fort Myers...following the season, pitched for Magallanes in the Venezuelan Winter League.

**2007**—Spent the entire season with Single-A St. Lucie...was on the disabled list from May 10 to 31 with right shoulder tendinitis...pitched for the World Team in the All-Star Futures Game.

**2006**—Pitched for Single-A Hagerstown and St. Lucie in his first professional season.

## PERSONAL/MISCELLANEOUS

Deolis Alexander Guerra was originally signed by Robert Alfonzo, Rafael Bournigal and Sandy Johnson...graduated from La California High School (VZ).

## LIFETIME PITCHING RECORD

| Year                       | Club             | W         | L         | ERA         | G          | GS         | CG       | SHO      | SV        | IP            | H          | R          | ER         | HR        | HB        | BB         | IBB      | SO         | WP        | BK       |
|----------------------------|------------------|-----------|-----------|-------------|------------|------------|----------|----------|-----------|---------------|------------|------------|------------|-----------|-----------|------------|----------|------------|-----------|----------|
| 2006                       | Hagerstown       | 6         | 7         | 2.20        | 17         | 17         | 0        | 0        | 0         | 81.2          | 59         | 22         | 20         | 3         | 2         | 37         | 0        | 64         | 5         | 0        |
|                            | St. Lucie        | 1         | 1         | 6.14        | 2          | 2          | 0        | 0        | 0         | 7.1           | 9          | 6          | 5          | 1         | 0         | 6          | 0        | 5          | 1         | 0        |
| 2007                       | St. Lucie        | 2         | 6         | 4.01        | 21         | 20         | 0        | 0        | 0         | 89.2          | 80         | 44         | 40         | 9         | 6         | 25         | 0        | 66         | 6         | 2        |
| 2008                       | Fort Myers       | 11        | 9         | 5.47        | 26         | 25         | 1        | 1        | 0         | 130.0         | 138        | 85         | *79        | 12        | 5         | 71         | 0        | 71         | 10        | 0        |
| 2009                       | Fort Myers       | 6         | 8         | 4.69        | 16         | 15         | 0        | 0        | 0         | 86.1          | 95         | 52         | 45         | 6         | 5         | 25         | 1        | 57         | 5         | 2        |
|                            | New Britain      | 6         | 3         | 5.17        | 12         | 11         | 1        | 1        | 0         | 62.2          | 62         | 38         | 36         | 4         | 5         | 17         | 0        | 49         | 4         | 0        |
| 2010                       | New Britain      | 2         | 10        | 6.24        | 19         | 19         | 1        | 0        | 0         | 102.1         | 127        | 83         | 71         | 14        | 4         | 37         | 0        | 67         | 9         | 1        |
|                            | Rochester        | 0         | 3         | 6.84        | 5          | 4          | 0        | 0        | 0         | 25.0          | 35         | 21         | 19         | 5         | 1         | 8          | 1        | 18         | 2         | 1        |
| 2011                       | New Britain      | 8         | 7         | 5.59        | 37         | 10         | 0        | 0        | 1         | 95.0          | 102        | 67         | 59         | 11        | 4         | 28         | 0        | 95         | 11        | 0        |
|                            | New Britain      | 2         | 0         | 0.71        | 7          | 0          | 0        | 0        | 1         | 12.2          | 5          | 1          | 1          | 0         | 1         | 1          | 0        | 15         | 2         | 0        |
| 2012                       | Rochester        | 2         | 3         | 4.87        | 29         | 0          | 0        | 0        | 0         | 57.1          | 59         | 33         | 31         | 7         | 2         | 21         | 1        | 56         | 5         | 0        |
|                            | GCL Twins        | 0         | 1         | 4.50        | 3          | 0          | 0        | 0        | 0         | 4.0           | 3          | 2          | 2          | 0         | 0         | 1          | 0        | 3          | 0         | 0        |
| 2013                       | Rochester        | 2         | 2         | 4.33        | 36         | 1          | 0        | 0        | 0         | 52.0          | 51         | 28         | 25         | 5         | 0         | 18         | 0        | 54         | 3         | 0        |
| 2015                       | Indianapolis     | 2         | 1         | 1.23        | 25         | 0          | 0        | 0        | 4         | 36.2          | 21         | 6          | 5          | 1         | 0         | 8          | 1        | 37         | 3         | 0        |
|                            | PITTSBURGH       | 2         | 0         | 6.48        | 10         | 0          | 0        | 0        | 0         | 16.2          | 26         | 12         | 12         | 5         | 1         | 3          | 0        | 17         | 2         | 0        |
| 2016                       | Salt Lake        | 0         | 0         | 0.00        | 3          | 0          | 0        | 0        | 0         | 5.0           | 3          | 0          | 0          | 0         | 0         | 2          | 0        | 7          | 1         | 0        |
|                            | LOS ANGELES (AL) | 3         | 0         | 3.21        | 44         | 0          | 0        | 0        | 0         | 53.1          | 52         | 23         | 19         | 6         | 2         | 7          | 0        | 36         | 2         | 1        |
| 2017                       | Salt Lake        | 4         | 1         | 1.98        | 31         | 0          | 0        | 0        | 2         | 41.0          | 26         | 9          | 9          | 3         | 2         | 8          | 0        | 41         | 2         | 0        |
|                            | LOS ANGELES (AL) | 2         | 2         | 4.68        | 19         | 0          | 0        | 0        | 0         | 25.0          | 20         | 13         | 13         | 4         | 0         | 12         | 0        | 22         | 2         | 0        |
| 2018                       | Round Rock       | 2         | 2         | 3.79        | 40         | 4          | 0        | 0        | 2         | 59.1          | 47         | 26         | 25         | 7         | 1         | 16         | 0        | 71         | 5         | 0        |
| 2019                       | San Antonio      | 4         | 0         | 1.89        | 45         | 1          | 0        | 0        | 0         | 66.2          | 43         | 19         | 14         | 5         | 2         | 16         | 1        | 88         | 3         | 0        |
|                            | MILWAUKEE        | 0         | 0         | 54.00       | 1          | 0          | 0        | 0        | 0         | 0.2           | 4          | 4          | 4          | 1         | 0         | 0          | 0        | 0          | 0         | 0        |
| 2020                       | PHILADELPHIA     | 1         | 3         | 8.59        | 9          | 0          | 0        | 0        | 0         | 7.1           | 10         | 9          | 7          | 3         | 2         | 2          | 0        | 8          | 0         | 0        |
| <b>Major League Totals</b> |                  | <b>8</b>  | <b>5</b>  | <b>4.81</b> | <b>83</b>  | <b>0</b>   | <b>0</b> | <b>0</b> | <b>0</b>  | <b>103.0</b>  | <b>112</b> | <b>61</b>  | <b>55</b>  | <b>19</b> | <b>5</b>  | <b>24</b>  | <b>0</b> | <b>83</b>  | <b>6</b>  | <b>1</b> |
| <b>Minor League Totals</b> |                  | <b>60</b> | <b>64</b> | <b>4.31</b> | <b>374</b> | <b>129</b> | <b>3</b> | <b>2</b> | <b>10</b> | <b>1014.2</b> | <b>965</b> | <b>542</b> | <b>486</b> | <b>93</b> | <b>40</b> | <b>334</b> | <b>5</b> | <b>864</b> | <b>77</b> | <b>6</b> |

## CAREER TRANSACTIONS

**2005** — Signed by the New York Mets organization as a non-drafted free agent, July 2. **2008** — Traded to the Minnesota Twins with pitchers Philip Humber and Kevin Mulvey and outfielder Carlos Gómez for pitcher Johan Santana, February 2. **2013** — Elected free agency, November 4; re-signed by the Twins to a minor league contract, November 20. **2014** — Elected free agency, November 3; signed by the Pittsburgh Pirates to a minor league contract, November 14. **2015** — On the disabled list, August 7 to October 20. Elected free agency, October 27; re-signed by the Pirates to a minor league contract, December 6. Selected by the Los Angeles Angels in the Rule 5 draft, December 10. **2016** — Elected free agency, March 25; re-signed by the Angels, March 26. **2017** — Elected free agency, November 3. **2018** — Signed by the Texas Rangers to a minor league contract, January 19. Elected free agency, November 2; signed by the Milwaukee Brewers to a minor league contract, December 8. **2019** — Elected free agency, September 30; signed by the Brewers, October 17. **2020** — Claimed off waivers by the Philadelphia Phillies, February 5. Elected free agency, October 14. **2021** — Signed by the Oakland Athletics to a minor league contract, January 28.

## WORLD BASEBALL CLASSIC RECORD

| Year          | Club      | W        | L        | ERA         | G        | GS       | CG       | SHO      | SV       | IP              | H        | R        | ER       | HR       | HB       | BB       | IBB      | SO       | WP       | BK       |
|---------------|-----------|----------|----------|-------------|----------|----------|----------|----------|----------|-----------------|----------|----------|----------|----------|----------|----------|----------|----------|----------|----------|
| 2013          | Venezuela |          |          |             |          |          |          |          |          | (Did not pitch) |          |          |          |          |          |          |          |          |          |          |
| 2017          | Venezuela | 0        | 0        | 0.00        | 1        | 0        | 0        | 0        | 0        | 0.1             | 1        | 0        | 0        | 0        | 0        | 0        | 0        | 0        | 0        | 0        |
| <b>Totals</b> |           | <b>0</b> | <b>0</b> | <b>0.00</b> | <b>1</b> | <b>0</b> | <b>0</b> | <b>0</b> | <b>0</b> | <b>0.1</b>      | <b>1</b> | <b>0</b> | <b>0</b> | <b>0</b> | <b>0</b> | <b>0</b> | <b>0</b> | <b>0</b> | <b>0</b> | <b>0</b> |

## GUERRA'S CAREER BESTS

**Low Hit Complete Game:** None  
**Innings Pitched:** 3.0 (twice), last: July 11, 2015 vs. St. Louis  
**Strikeouts:** 3 (six times), last: May 2, 2017 at Seattle  
**Pitches:** 64, July 30, 2015 at Cincinnati  
**Longest Winning Streak:** 5, June 30, 2015 to September 4, 2016  
**Longest Losing Streak:** 3, August 9, 2020 to present  
**Longest Scoreless Streak:** 9.2, May 29 to June 15, 2016

**INFIELDER****Height/Weight:** 5-8 / 190**Birthdate:** July 8, 1987**Birthplace/Resides:** Cincinnati, Ohio / Liberty Township, Ohio**Major League Service:** 8 years, 168 days**Obtained:** Acquired from Washington with Yan Gomes and cash for Richard Guasch, Drew Millas and Seth Shuman, July 30, 2021**Contract Status:** First year of a one-year contract through 2021[@jhay\\_da\\_man](#) [Updated Stats](#)**CAREER HIGHLIGHTS**

Was originally drafted by the Cubs in the sixth round in 2008 but was dealt to Pittsburgh a year later and spent his first eight seasons with the Pirates (2011-18)...played for Detroit in 2019 and Washington in 2020 and is a .273 career hitter with 56 home runs and 291 RBI in 911 games in 10 seasons in the majors...was a two-time All-Star for Pittsburgh in 2014 and 17...has played every position except catcher and center field in his career...has 443 games at second base, 276 at third, 68 in right field, 51 in left field, 37 at shortstop, one at first base and one at pitcher...was a member 2017 World Baseball Classic Champion Team USA club...was named to postseason All-Star Teams in 2009 (Midwest) and 2008 (Northern)...played for Mesa in Arizona Fall League in 2010.

**2020 HIGHLIGHTS**

Appeared in 33 games for the Nationals...hit .309 (21-for-68) with two doubles, three homers, 14 RBI, one stolen base, six walks and 10 runs scored in 22 starts...started games at second base (8), third base (7), left field (3), right field (1) and designated hitter (3)...hit his first home run as a National on Aug. 4 vs. New York (Matz)...hit .320 with runners in scoring position and .429 with RISP and two outs...batted .333 with a double and three homers in 11 August games.

**CAREER**

**2019**—Was Detroit's Opening Day second baseman...did not commit an error in 156 total chances over 34 games (all starts) at second base...had two injured list stints: April 27-May 12 (left shoulder contusion), and May 28-Aug. 8 (left hamstring strain)...was released on Aug. 9 and did not play for the remainder of the season.

**2018**—In his final season with the Pirates, he hit .250 with 13 doubles, one triple, eight homers, 37 RBI, 18 walks and 41 runs scored in 97 games...was on the injured list from April 16-May 19 with a left hand fracture...batted .333 with five doubles, three home runs, 27 RBI and an .891 OPS with runners in scoring position...appeared in 87 games (84 starts) at second base and made two appearances at third base.

**2017**—Hit a career-high 16 home runs en route to his second National League All-Star selection...captured a gold medal while playing for Team USA in the World Baseball Classic...ranked second in the NL with a career-high 23 hit by pitches...recorded his first career multi-homer game, May 1 at Cincinnati...broke up Rich Hill's no-hitter with a walk-off homer in the 10th inning of Pittsburgh's 1-0 win on Aug. 23 vs. Los Angeles...became the first player in Major League history to end a pitcher's no-hit bid with a walk-off homer...suffered a fracture of the fifth metacarpal on his left hand after being hit by a pitch thrown by the Reds' Tyler Mahle on Sept. 2 and missed remainder of the season.

**2016**—Set career highs in RBI (59) and stolen bases (19) and tied his career high in triples (7)...ranked second among National League second basemen with 97 double plays turned...collected his sixth career walk-off hit on July 19 vs. Milwaukee...Left the game on Sept. 10 vs Cincinnati with a right groin strain and missed the remainder of the season.

**2015**—Hit .287 with 29 doubles, one triple, four homers, 28 RBI, 19 walks and 57 runs scored in 114 games...was Pittsburgh's Opening Day starter at third base and went 2-for-4 with a double as the leadoff batter...became just the third player in Pirates history to hit a leadoff home run in the team's home opener...had two walk-off singles: Jun 14 vs Philadelphia and Sept. 13 vs Milwaukee...injured his left thumb while sliding into second base on July 5 and was placed on the IL...underwent surgery to repair a torn ulnar collateral ligament on July 8 (Dr. Thomas Graham)... was the starting third baseman and went 0-for-3 with a hit by pitch in the NL Wild Card Game vs. Chicago.

**2014**—Earned his first career National League All-Star selection and finished ninth in the NL MVP voting...finished second (.315) in the NL batting race behind Colorado's Justin Morneau (.319)... led the league with a .372 average with runners in scoring position...tied Matt Kemp for the NL lead in total bases (143) after the All-Star Break and his 34 extra-base hits ranked second in the NL behind Kemp (35)...was named National League Player of the Month for August...established career highs in several offensive category while spending second full season in the majors...was the recipient of the Heart & Hustle Award, presented by the MLB Alumni Association to the player who demonstrates a passion for the game of baseball and best embodies the values, spirit and tradition of the game...went 2-for-4 as the leadoff batter and starting third baseman in the NL Wild Card Game vs. San Francisco.

**2013**—Was a member of the Pirates Opening Day roster for the second straight season...Named an International League Midseason All-Star...was leading all minor league players with 20 extra base hits when he was recalled by Pittsburgh on June 28...hit his first career walk-off home run while pinch-hitting on Aug. 6 vs. Miami (Dunn)...pinch-ran and scored the eventual winning run in Pittsburgh's 5-3 victory vs. St. Louis in Game 3 of NLDS.

**2012**—Hit .233 with nine doubles, five triples, three homers, 16 RBI, 10 walks and 34 runs scored in 104 games during his first full season in the majors...delivered a walk-off single in a 12-inning game on Mother's Day, May 13 against Houston...broke up Justin Verlander's no-hitter on May 18 at Detroit with a one-out single in the ninth inning.

**2011**—Began the season with Triple-A Indianapolis...was hitting .321 when he had his contract selected on May 30...made his Major League debut as a starter at third base on May 31 at New York (NL) and went 2-for-4 with an RBI and a run scored...singled off R.A. Dickey for his first ML hit...hit his first ML home run on Aug. 23 vs. Milwaukee (Estrada).

**2010**—Spent the entire season with Eastern League Champion Double-A Altoona...selected as an Eastern League Midseason All-Star and a MiLB.com Organization All-Star...ranked seventh in the league in average (.298) and third in hits (160)...struck out once every 11.25 plate appearances, which was the best mark in the league...hit .330 with 19 runs 10 doubles, two triples, a home run, eight RBI and 10 walks in 22 games for Mesa in Arizona Fall League.

**2009**—Began the season in Chicago's system and was a Midwest League Midseason and Post-season All-Star...was named Florida State League Player of the Week July 27...was acquired by Pittsburgh at the trade deadline...hit .311 with 28 doubles, nine triples, six home runs, 55 RBI and 30 stolen bases in 131 games with three different teams (Single-A Peoria, Single-A Daytona, Single-A Lynchburg).

**2008**—Hit .305 with 15 doubles, three triples, two homers, 29 RBI, 26 walks, 18 stolen bases and 42 runs scored in 64 games between Rookie-level Boise and Single-A Peoria...named to the Northern League Postseason All-Star Team.

## **PERSONAL/MISCELLANEOUS**

Joshua Isaiah Harrison was originally signed by Cubs scout Lukas McKnight...is married, Brittney... they have two daughters, Mia Jade and Kinsli Rose...is a 2006 graduate of Princeton High School (OH)...played baseball for three seasons (2006-08) at the University of Cincinnati...helped guide Cincinnati to a school-record 39 wins and a second-place regular season finish in the Big East during his final season...earned Second-Team All-America honors from *Collegiate Baseball* and

was named the Big East Co-Player of the Year in 2008 after leading the Bearcats with a .378 batting average, 90 hits and 22 doubles...played for the Cotuit Kettleers of the Cape Cod Baseball League in the summer of 2007...his brother, Vince Jr., previously played in the Tampa Bay, Florida and New York (NL) organizations...is the nephew of John Shelby, who played 11 seasons in the majors...was elected to the University of Cincinnati Athletics Hall of Fame in October 2015.

### LIFETIME PLAYING RECORD

| Year                       | Club         | AVG.        | G          | AB          | R          | H          | 2B         | 3B        | HR        | RBI        | SH        | SF        | HP        | BB         | SO         | SB        | CS        | OBP         | SLG         | E         |
|----------------------------|--------------|-------------|------------|-------------|------------|------------|------------|-----------|-----------|------------|-----------|-----------|-----------|------------|------------|-----------|-----------|-------------|-------------|-----------|
| 2008                       | Boise        | .351        | 33         | 114         | 27         | 40         | 11         | 2         | 1         | 25         | 1         | 3         | 3         | 23         | 12         | 12        | 6         | .462        | .509        | 2         |
|                            | Peoria       | .262        | 31         | 122         | 15         | 32         | 4          | 1         | 1         | 4          | 0         | 0         | 1         | 3          | 11         | 6         | 2         | .286        | .336        | 7         |
| 2009                       | Peoria       | .337        | 79         | 303         | 51         | 102        | 17         | 7         | 4         | 33         | 9         | 2         | 5         | 16         | 25         | 16        | 9         | .377        | .479        | 5         |
|                            | Daytona      | .286        | 18         | 70          | 10         | 20         | 3          | 1         | 1         | 9          | 1         | 0         | 1         | 6          | 7          | 10        | 1         | .351        | .400        | 0         |
|                            | Lynchburg    | .270        | 34         | 141         | 15         | 38         | 8          | 1         | 1         | 13         | 6         | 3         | 4         | 1          | 19         | 4         | 1         | .289        | .362        | 3         |
| 2010                       | Altoona      | .300        | 135        | 520         | 74         | 156        | 33         | 3         | 4         | 75         | 14        | 10        | 9         | 32         | 52         | 19        | 7         | .345        | .398        | 21        |
| 2011                       | Indianapolis | .310        | 62         | 226         | 35         | 70         | 15         | 2         | 5         | 23         | 5         | 2         | 6         | 15         | 28         | 13        | 5         | .365        | .460        | 17        |
|                            | PITTSBURGH   | .272        | 65         | 195         | 21         | 53         | 13         | 2         | 1         | 16         | 5         | 1         | 0         | 3          | 24         | 4         | 1         | .281        | .374        | 8         |
| 2012                       | PITTSBURGH   | .233        | 104        | 249         | 34         | 58         | 9          | 5         | 3         | 16         | 7         | 3         | 7         | 10         | 37         | 7         | 3         | .279        | .345        | 6         |
| 2013                       | PITTSBURGH   | .250        | 60         | 88          | 10         | 22         | 1          | 2         | 3         | 14         | 2         | 0         | 3         | 2          | 10         | 2         | 0         | .290        | .409        | 1         |
|                            | Indianapolis | .317        | 64         | 268         | 50         | 85         | 29         | 5         | 4         | 34         | 4         | 0         | 4         | 20         | 39         | 19        | 7         | .373        | .507        | 5         |
| 2014                       | PITTSBURGH   | .315        | 143        | 520         | 77         | 164        | 38         | 7         | 13        | 52         | 2         | 2         | 4         | 22         | 81         | 18        | 7         | .347        | .490        | 6         |
| 2015                       | PITTSBURGH   | .287        | 114        | 418         | 57         | 120        | 29         | 1         | 4         | 28         | 3         | 2         | 7         | 19         | 71         | 10        | 8         | .327        | .390        | 14        |
|                            | Indianapolis | .053        | 5          | 19          | 0          | 1          | 0          | 0         | 0         | 0          | 0         | 0         | 0         | 1          | 2          | 0         | 0         | .100        | .053        | 0         |
| 2016                       | PITTSBURGH   | .283        | 131        | 487         | 57         | 138        | 25         | 7         | 4         | 59         | 4         | 8         | 5         | 18         | 76         | 19        | 4         | .311        | .388        | 7         |
| 2017                       | PITTSBURGH   | .272        | 128        | 486         | 66         | 132        | 26         | 2         | 16        | 47         | 2         | 3         | 23        | 28         | 90         | 12        | 4         | .339        | .432        | 11        |
| 2018                       | PITTSBURGH   | .250        | 97         | 344         | 41         | 86         | 13         | 1         | 8         | 37         | 2         | 5         | 5         | 18         | 68         | 3         | 0         | .293        | .363        | 6         |
|                            | Altoona      | .167        | 3          | 12          | 2          | 2          | 0          | 0         | 0         | 1          | 0         | 0         | 0         | 1          | 3          | 0         | 0         | .231        | .167        | 1         |
| 2019                       | DETROIT      | .175        | 36         | 137         | 10         | 24         | 7          | 1         | 1         | 8          | 0         | 2         | 2         | 6          | 27         | 4         | 2         | .218        | .263        | 0         |
|                            | Lakeland     | .273        | 3          | 11          | 0          | 3          | 0          | 0         | 0         | 0          | 0         | 0         | 0         | 1          | 2          | 0         | 0         | .333        | .273        | 0         |
|                            | Toledo       | .174        | 7          | 23          | 2          | 4          | 1          | 0         | 0         | 3          | 0         | 0         | 0         | 6          | 4          | 0         | 0         | .345        | .217        | 0         |
| 2020                       | WASHINGTON   | .278        | 33         | 79          | 11         | 22         | 2          | 0         | 3         | 14         | 0         | 2         | 4         | 6          | 12         | 1         | 2         | .352        | .418        | 1         |
| <b>Major League Totals</b> |              | <b>.273</b> | <b>911</b> | <b>3003</b> | <b>384</b> | <b>819</b> | <b>163</b> | <b>28</b> | <b>56</b> | <b>291</b> | <b>27</b> | <b>28</b> | <b>60</b> | <b>132</b> | <b>496</b> | <b>80</b> | <b>31</b> | <b>.314</b> | <b>.402</b> | <b>60</b> |

### LIFETIME PITCHING RECORD

| Year | Club       | W | L | ERA  | G | GS | CG | SHO | SV | IP  | H | R | ER | HR | HB | BB | IBB | SO | WP | BK |
|------|------------|---|---|------|---|----|----|-----|----|-----|---|---|----|----|----|----|-----|----|----|----|
| 2013 | PITTSBURGH | 0 | 0 | 0.00 | 1 | 0  | 0  | 0   | 0  | 0.1 | 0 | 0 | 0  | 0  | 0  | 0  | 0   | 0  | 0  | 0  |

### CAREER TRANSACTIONS

**2008** — Selected by the Chicago Cubs in the 6th round of the First-Year Player Draft. **2009** — Traded to the Pittsburgh Pirates with pitchers José Ascanio and Kevin Hart for pitchers Tom Gorzelanny and John Grabow, July 30. **2015** — On the disabled list, July 6 to August 20; included rehabilitation assignment to Indianapolis, August 11 to 20. **2016** — On the disabled list, September 26 to November 3. **2017** — On the disabled list, September 3 to November 5. **2018** — On the disabled list, April 16 to May 19; included rehabilitation assignment to Altoona, May 14 to 19. Elected free agency, October 31. **2019** — Signed by the Detroit Tigers, February 23. On the injured list, April 27 to May 12; included rehabilitation assignment to Lakeland, May 9 to 12. On the injured list, May 28 to August 8, included rehabilitation assignment to Toledo, August 1 to 8. Released August 9; signed by the Philadelphia Phillies to a minor league contract, November 25. **2020** — Released, July 21; signed by the Washington Nationals, July 27. **2021** — On the injured list, April 6 to 11. Traded to the Oakland Athletics with catcher Yan Gomes and cash for minor league pitchers Richard Guasch and Seth Shuman and minor league catcher Drew Millas, July 30.

### WILD CARD RECORD

| Year          | Club/Opp.   | AVG.        | G        | AB       | R        | H        | 2B       | 3B       | HR       | RBI      | SH       | SF       | HP       | BB       | SO       | SB       | CS       | OBP         | SLG         | E        |
|---------------|-------------|-------------|----------|----------|----------|----------|----------|----------|----------|----------|----------|----------|----------|----------|----------|----------|----------|-------------|-------------|----------|
| 2014          | PIT vs. SF  | .500        | 1        | 4        | 0        | 2        | 0        | 0        | 0        | 0        | 0        | 0        | 0        | 1        | 0        | 0        | 0        | .500        | .500        | 0        |
| 2015          | PIT vs. CHI | .000        | 1        | 3        | 0        | 0        | 0        | 0        | 0        | 0        | 0        | 0        | 1        | 0        | 0        | 0        | 0        | .250        | .000        | 0        |
| <b>Totals</b> |             | <b>.286</b> | <b>2</b> | <b>7</b> | <b>0</b> | <b>2</b> | <b>0</b> | <b>0</b> | <b>0</b> | <b>0</b> | <b>0</b> | <b>0</b> | <b>1</b> | <b>0</b> | <b>2</b> | <b>0</b> | <b>0</b> | <b>.375</b> | <b>.286</b> | <b>0</b> |

### DIVISION SERIES RECORD

| Year | Club/Opp.   | AVG. | G | AB | R | H | 2B | 3B | HR | RBI | SH | SF | HP | BB | SO | SB | CS | OBP | SLG | E |
|------|-------------|------|---|----|---|---|----|----|----|-----|----|----|----|----|----|----|----|-----|-----|---|
| 2013 | PIT vs. STL | —    | 2 | 0  | 1 | 0 | 0  | 0  | 0  | 0   | 0  | 0  | 0  | 0  | 0  | 0  | 1  | —   | —   | 0 |



### ALL-STAR GAME RECORD

| Year   | Club/Site | AVG. | G | AB | R | H | 2B | 3B | HR | RBI | SH | SF | HP | BB | SO | SB | CS | OBP  | SLG  | E |
|--------|-----------|------|---|----|---|---|----|----|----|-----|----|----|----|----|----|----|----|------|------|---|
| 2014   | NL/Min.   | .000 | 1 | 2  | 0 | 0 | 0  | 0  | 0  | 0   | 0  | 0  | 0  | 0  | 1  | 0  | 0  | .000 | .000 | 0 |
| 2017   | NL/Mia.   | .000 | 1 | 2  | 0 | 0 | 0  | 0  | 0  | 0   | 0  | 0  | 0  | 0  | 2  | 0  | 0  | .000 | .000 | 0 |
| Totals |           | .000 | 2 | 4  | 0 | 0 | 0  | 0  | 0  | 0   | 0  | 0  | 0  | 0  | 3  | 0  | 0  | .000 | .000 | 0 |

### WORLD BASEBALL CLASSIC RECORD

| Year | Club          | AVG. | G | AB | R | H | 2B | 3B | HR | RBI | SH | SF | HP | BB | SO | SB | CS | OBP  | SLG  | E |
|------|---------------|------|---|----|---|---|----|----|----|-----|----|----|----|----|----|----|----|------|------|---|
| 2017 | United States | .000 | 2 | 5  | 0 | 0 | 0  | 0  | 0  | 0   | 0  | 0  | 0  | 0  | 1  | 0  | 0  | .000 | .000 | 0 |

### HARRISON'S CAREER HIGHS

**Hits:** 4 (11 times), last: May 23, 2018 at Cincinnati

**Home Runs:** 2, May 1, 2017 at Cincinnati

**Runs Batted In:** 5, August 22, 2014 at Milwaukee

**Stolen Bases:** 2 (nine times), last: April 4, 2019 vs. Kansas City

**Hitting Streak:** 15, September 12 to 27, 2014

**Hitless Streak (At Bats):** 21, June 30 to July 5, 2017

**Game Ending RBI:** 7, August 23, 2017 vs. Los Angeles-NL (home run); May 6, 2017 vs. Milwaukee (single); September 13, 2015 vs. Milwaukee (single); June 14, 2015 vs. Philadelphia (single); June 27, 2015 vs. New York-NL (double); August 6, 2013 vs. Miami (home run); May 13, 2012 vs. Houston (single)

**Grand Slams:** 1, May 22, 2021 vs. Baltimore (Bruce Zimmermann)

**Pinch-Hit Home Runs:** 3, April 17, 2014 vs. Milwaukee (Rob Wooten); September 6, 2013 at St. Louis (Jake Westbrook); August 6, 2013 vs. Miami (Mike Dunn)

**Inside-The-Park Home Runs:** None

**Lead Off Home Runs:** 7, June 10, 2018 at Chicago-NL (Kyle Hendricks); May 30 vs. Chicago-NL (Kyle Hendricks); April 26, 2017 vs. Chicago-NL (Jon Lester); April 21, 2015 vs. Chicago-NL (Travis Wood); April 13, 2015 vs. Detroit (Anibal Sanchez); August 31, 2014 vs. Cincinnati (Johnny Cueto); July 29, 2014 at San Francisco (Tim Hudson)

**RIGHT-HANDED PITCHER****Height/Weight:** 6-0 / 226**Birthdate:** March 22, 1996**Birthplace/Resides:** Conway, South Carolina / Conway, South Carolina**Major League Service:** None**Obtained:** Acquired from the Los Angeles Dodgers with Jharel Cotton and Frankie Montas for Josh Reddick and Rich Hill, August 1, 2016.**Contract Status:** First year of a one-year contract through 2021
[@GHolmes\\_14](#)
[gholmes\\_14](#)
[Updated Stats](#)
**CAREER HIGHLIGHTS**

Was the Dodgers first round selection in the 2014 draft and was dealt to the A's at the 2016 trading deadline in the Josh Reddick/Rich Hill trade...is 36-31 with a 3.98 ERA (233 er in 526.1 ip) in 115 games, including 100 starts, in six professional seasons...has 538 strikeouts in 526.1 innings (9.20 per nine innings)...missed nearly the entire 2018 season with a rotator cuff injury...led the Texas League with 150 strikeouts in 2017...named to the Midwest League Midseason All-Star team in 2015...was rated as the A's sixth-best prospect by *Baseball America* following the 2016 season, the Dodgers fifth-best prospect following 2015 and the Dodgers fourth-best following 2014.

**2020 HIGHLIGHTS**

Made three Spring Training appearances for the A's and had a 1.80 ERA with eight strikeouts in 5.0 innings when he was optioned to Triple-A Las Vegas March 5...was added to the A's 60-man player pool June 29...did not pitch in 2020...was on the Taxi Squad for the final road trip of the season and the postseason.

**CAREER**

**2019**—After missing most of the 2018 season with a shoulder injury, he spent nearly the entire season at Double-A Midland where he was 6-5 with a 3.31 ERA in 22 games, 16 starts...made his Triple-A debut with a start for Las Vegas on Aug. 31, a no decision, and had a 3.23 ERA overall in 23 games overall...allowed a .241 opponents batting average, including .216 with three home runs against right-handed hitters compared to .273 with seven home runs against left-handed hitters...eight of his 10 home runs allowed were solo shots...yielded a .224 average with runners in scoring position...opponents hit .183 with no home runs and three RBI with two outs...was 2-5 with a 3.26 ERA in his 17 starting assignments and 4-0 with a 3.15 ERA in six relief appearances...tossed three innings or fewer in each of his first 10 outings and four innings or fewer in each of his first 14...then lasted more than four innings in eight of his final nine appearances...never pitched more than 5.0 innings...logged 3.0 scoreless innings in his first start on April 7 at Frisco...was 1-1 with a 5.19 ERA in three games when he was placed on the injured list May 1 with right shoulder impingement syndrome...was reinstated May 22 and went 2-1 with a 1.86 ERA and .235 opponents batting average over his first nine games following his return...finished June with a 2-0 record and a 1.42 ERA in six games (three starts) and did not allow a home run in 19.0 innings...had seven starts and six relief appearances over his first 13 games through July 8 and was 4-2 with a 2.81 ERA...then started in each of his final 10 outings beginning July 13 and went 2-3 with a 3.63 ERA...tossed a season-high 5.0 scoreless innings July 18 at Arkansas but had a no decision in a 2-1 RockHounds win...it was his first of six outings of 5.0 innings...tossed a season-high 76 pitches July 24 against Arkansas (matched on Aug. 21 against Northwest Arkansas)...struck out a career-high tying nine batters in 5.0 scoreless innings on Aug. 9 against Corpus Christi, but had a no decision in Midland's 3-2, 10-inning win...that began a three-start stretch where he did not allow a run (15.0 ip, 11 h, 2 bb, 20 so)...was promoted to Las Vegas Aug. 31 and started and had a no decision that day against Tacoma (4.2 ip, 6 h, 1 r, 1 er, 1 bb, 5 so)...made one postseason start for the Aviators in Game 4 of the Pacific Coast League Semifinals on Sept. 7 against Sacramento...was the losing pitcher in a 5-3 loss (4.1 ip, 6 h, 3 r, 3 er, 5 so, 1 hr).

**2018**—Missed nearly the entire season due to a strained right shoulder...received a PRP injection into his right rotator cuff April 3...was reinstated from the disabled list Aug. 29 and went 0-0 with a 4.50 ERA and .174 opponents batting average in two regular season starts with Single-A Stockton...walked two and struck out eight in 6.0 innings...left-handed hitters were 2-for-17 (.118), right-handers 2-for-6 (.333)...tossed 3.0 innings in each of his starts: Aug. 29 at San Jose (1 h, 1 r, 1 er, 4 so) and Sept. 3 against Visalia (3 h, 3 r, 2 er, 2 bb, 4 so)...then made one postseason start for the Ports in Game 4 of the California League Semifinals and had a no decision in Stockton's 11-2 win at Visalia on Sept. 8...tossed 4.0 scoreless and hitless innings (1 bb, 5 so).

**2017**—Made his Double-A debut with Midland and spent the entire season with the RockHounds...was 11-12 with a 4.49 ERA in 29 games, including 24 starts...led the Texas League in strikeouts (150), tied for second in wins (11), ranked sixth in innings pitched (148.1) and tied for eighth in games started (24)...tied for the lead in the A's farm system in wins and ranked second in strikeouts and innings pitched...had career highs in strikeouts, games, innings pitched, losses, hits, earned runs (74), home runs (15), hit batters (9) and walks (51) and matched his best in wins and games started...allowed a .262 opponents batting average, including .189 against left-handed hitters...had a .586 OPS against lefties, .836 against righties...was 9-12 with a 4.62 ERA in his 24 starts, 2-0 with a 3.66 ERA in five relief appearances...four of his five relief appearances came over his first seven games of the season...tossed a season-high 99 pitches May 25 at Northwest Arkansas (matched July 3 against Tulsa) to begin a four-start stretch where he went 3-1 with a 2.51 ERA through June 10...struck out a season-high nine batters in 6.0 innings in an 8-2 win over Northwest Arkansas June 4...combined on a three-hit shutout in a 6-0 win over Frisco June 10...tossed a season-high 8.0 scoreless innings and allowed two of the hits (0 bb, 8 so)...was named Texas League Pitcher of the Week for the week of July 24-30 after going 2-0 with a 3.09 ERA (11.2 ip, 9 h, 4 r, 4 er, 5 bb, 14 so) over two starts...logged his best single-month ERA in July when he went 3-3 with a 3.16 ERA and .206 opponents batting average in six starts...matched his season high by tossing 8.0 innings in his final regular season start Sept. 3 at Frisco (3 h, 1 r, 0 er, 1 bb, 5 so)...made two postseason starts for the Texas League Champion RockHounds and was 1-1 with a 4.22 ERA (10.2 ip, 10 h, 8 r, 5 er, 5 bb, 7 so)...started and lost Game 3 of the TL semifinals against San Antonio and then defeated Tulsa in Game 4 of the TL Championship Series to even the series at two games each.

**2016**—Started the year with Single-A Rancho Cucamonga in the Los Angeles (NL) organization but finished it with Single-A Stockton in the Oakland organization as he was one of three players sent to the A's on Aug. 1 in the Josh Reddick/Rich Hill trade...combined for an 11-7 record, a 4.64 ERA and .277 opponents batting average in 26 games, 23 starts...tied for the California League lead in wins and wild pitches (18), ranked fourth in strikeouts (124) and 10th in ERA...had career highs in wins, runs (85) and wild pitches...did not pitch more than six innings in any outing and tossed exactly 5.0 innings in 16 of his 26 appearances...struck out a season-high nine batters in the second game of a May 29 doubleheader at Visalia...went 2-1 with a 2.67 ERA in five starts in May...struck out 34 batters in 27.0 innings...his two relief appearances with the Quakes came in consecutive games on June 11 at Lake Elsinore and June 16 at San Jose in games started by a rehabbing Brandon McCarthy...recorded the first and only save of his professional career in the latter contest when he tossed 5.0 scoreless innings (4 h, 4 so)...was 8-4 with a 4.02 ERA in 20 games, including 18 starts, with Rancho Cucamonga when he was traded to the Oakland organization with Jharel Cotton and Frankie Montas for Rich Hill and Josh Reddick on Aug. 1...went 3-3 with a 6.91 ERA in six games, including five starts, with Stockton...was rated as the A's sixth-best prospect by *Baseball America* following the season.

**2015**—Spent the entire season at Single-A Great Lakes and went 6-4 with a 3.14 ERA and .229 opponents batting average in 24 starts...struck out 117 batters in 103.1 innings, an average of 10.19 per nine innings...finished third in the Dodgers farm system in strikeouts...surrendered just six home runs (0.52 per nine innings)...was named to the Midwest League Midseason All-Star team...went 4-1 with a 2.24 ERA and .194 opponents batting average in 12 starts at home...had a 16.0-inning scoreless streak from May 9 to 25 and went 3-0 with a 1.55 ERA and .163 opponents batting average in six starts in May...pitched for the East in the Midwest League All-Star Game on June 23 at Peoria and faced two batters (0.2 ip, 1 so)...was 2-2 despite a 1.21 ERA in six starts

in July...made one postseason start for the Loons and had a no decision (4.2 ip, 7 h, 3 r, 3 er, 2 bb, 3 so)...was rated as the Dodgers fifth-best prospect by *Baseball America* following the season.

**2014**—Began his professional career with the Dodgers affiliate in the Arizona Rookie League and went 1-2 with a 3.00 ERA in seven games, six starts, before he was transferred to Ogden Aug. 14... went 1-1 with a 4.91 ERA in four starts with the Raptors...struck out 58 batters in 48.1 innings (10.80 per nine innings) and walked just 13 for a strikeout-to-walk ratio of 4.46...allowed a .220 batting average, including .170 against right-handed hitters and .191 with runners in scoring position...made his professional debut in relief on July 2 at the Mariners and picked up the win (2.0 ip, 1 bb, 5 so)...made one postseason start for Ogden and took the loss in Game 2 of the first round of the Pioneer League playoffs on Sept. 6 against Orem (1.1 ip, 4 h, 6 r, 6 er, 1 bb, 3 so)...was rated as the Dodgers fourth-best prospect by *Baseball America* following the season.

## PERSONAL/MISCELLANEOUS

Harrison Grant Holmes...is married, Samantha...graduated from Conway (SC) HS in 2014...was named the Gatorade Player of the Year in South Carolina as a senior.

### LIFETIME PITCHING RECORD

| Year                       | Club   | W         | L         | ERA         | G          | GS         | CG       | SHO      | SV       | IP           | H          | R          | ER         | HR        | HB        | BB         | IBB      | SO         | WP        | BK       |
|----------------------------|--|-----------|-----------|-------------|------------|------------|----------|----------|----------|--------------|------------|------------|------------|-----------|-----------|------------|----------|------------|-----------|----------|
| 2014                       | AZL Dodgers                                    | 1         | 2         | 3.00        | 7          | 6          | 0        | 0        | 0        | 30.0         | 20         | 11         | 10         | 2         | 2         | 7          | 0        | 33         | 1         | 0        |
|                            | Ogden  | 1         | 1         | 4.91        | 4          | 4          | 0        | 0        | 0        | 18.1         | 19         | 10         | 10         | 1         | 1         | 6          | 0        | 25         | 3         | 0        |
| 2015                       | Great Lakes                                    | 6         | 4         | 3.14        | 24         | 24         | 0        | 0        | 0        | 103.1        | 86         | 46         | 36         | 6         | 1         | 54         | 0        | 117        | 9         | 0        |
|                            | Rancho Cucamonga                               | 8         | 4         | 4.02        | 20         | 18         | 0        | 0        | 1        | 105.1        | 103        | 60         | 47         | 6         | 2         | 43         | 0        | 100        | 8         | 1        |
| 2016                       | Stockton                                       | 3         | 3         | 6.91        | 6          | 5          | 0        | 0        | 0        | 28.2         | 44         | 25         | 22         | 4         | 1         | 10         | 0        | 24         | 10        | 0        |
|                            | Midland  | 11        | 12        | 4.49        | 29         | 24         | 0        | 0        | 0        | 148.1        | 149        | 82         | 74         | 15        | 9         | 61         | 2        | 150        | 15        | 1        |
| 2018                       | Stockton                                       | 0         | 0         | 4.50        | 2          | 2          | 0        | 0        | 0        | 6.0          | 4          | 4          | 3          | 1         | 2         | 2          | 0        | 8          | 0         | 0        |
| 2019                       | Midland  | 6         | 5         | 3.31        | 22         | 16         | 0        | 0        | 0        | 81.2         | 71         | 34         | 30         | 9         | 5         | 27         | 0        | 76         | 6         | 0        |
|                            | Las Vegas                                      | 0         | 0         | 1.93        | 1          | 1          | 0        | 0        | 0        | 4.2          | 6          | 1          | 1          | 1         | 0         | 1          | 0        | 5          | 0         | 0        |
| 2020                       | (Minor League Season Canceled — Did Not Pitch) |           |           |             |            |            |          |          |          |              |            |            |            |           |           |            |          |            |           |          |
| <b>Minor League Totals</b> |  | <b>36</b> | <b>31</b> | <b>3.98</b> | <b>115</b> | <b>100</b> | <b>0</b> | <b>0</b> | <b>1</b> | <b>526.1</b> | <b>502</b> | <b>273</b> | <b>233</b> | <b>45</b> | <b>23</b> | <b>211</b> | <b>2</b> | <b>538</b> | <b>52</b> | <b>2</b> |

### CAREER TRANSACTIONS

**2014** — Selected by the Los Angeles Dodgers organization in the 1st round (22nd selection overall) of the First-Year Player Draft. **2016** — Traded to the Oakland Athletics organization with pitchers Jharel Cotton and Frankie Montas for pitcher Rich Hill and outfielder Josh Reddick, August 1.

**RIGHT-HANDED PITCHER****Height/Weight:** 6-9 / 213**Bats/Throws:** Right / Right**Birthdate:** April 25, 1995**Opening Day Age:** 25**Birthplace/Resides:** St. Louis, Missouri / St. Louis, Missouri**Major League Service:** None**Obtained:** Selected in the 8th round of the 2017 First-Year Player Draft**Contract Status:** First year of a one-year contract through 2021 [Updated Stats](#)**NON-ROSTER INVITEE****CAREER HIGHLIGHTS**

Was selected by the A's in the 8th round of the 2017 draft and is 21-17 with a 3.37 ERA in 62 games, 56 starts, in three seasons in the minors...five of his six relief appearances came in his first season...was named to the Texas League Postseason All-Star team in 2019...has earned Midseason All-Star honors in the TL in 2019 and the California League in 2018.

**2020 HIGHLIGHTS**

Was a non-roster invitee with the A's during the spring and did not allow an earned run in three games and 5.1 innings before he was reassigned to minor league camp on March 6...was added to Oakland's 60-man player pool on June 29 but did not pitch in 2020.

**CAREER**

**2019**—Spent most of the season with Double-A Midland, where he was 8-8 with a 3.25 ERA in 23 games, all starts...also went 0-1 with a 13.81 ERA in four starts during a three-week stay with Triple-A Las Vegas...combined to go 8-9 with a 4.30 ERA in a career-high 27 starts overall...also had career highs in innings pitched (144.1), losses, hits (175), runs (77), earned runs (69), walks (47), hit batters (6) and wild pitches (12)...ranked third in the A's farm system in strikeouts (134) and innings pitched, tied for fifth in wins and seventh in ERA...was named to the Texas League Midseason and Postseason All-Star teams...finished second in the TL in ERA (3.25), tied for second in wins (8), fifth in innings pitched (130.0), tied for fifth in games started (23), tied for sixth in strikeouts (118) and eighth in opponents batting average (.277)...allowed a combined .294 opponents batting average with both clubs...that broke down to .286 against right-handed hitters compared to .304 against left-handers...yielded a .343 average with the bases empty compared to .244 with runners on...allowed a .323 average with no outs or one out, a .220 mark with two outs...opponents hit .343 with a .400 on-base percentage when leading off an inning...was 4-2 with a 1.81 ERA over his first nine starts through May 20...then went 4-7 with a 5.61 ERA over his final 18 starts...compiled a 4-3 record, a 2.09 ERA and one home run in 47.1 innings in eight starts at the RockHounds Security Bank Ballpark...was 4-6 with a 5.38 ERA and 10 home runs in 97.0 innings in 19 starts in all other ballparks (including Las Vegas)...allowed just one run over his first three starts and was 2-0 with a 0.56 ERA...that included back-to-back starts on April 10 at Amarillo and April 15 vs. Amarillo where he did not allow a run...tossed 5.0 scoreless innings in the former and 6.0 in the latter as part of a 13.0-inning scoreless streak from April 5-15...had a total of five scoreless starts for the season (6.0 at Frisco, May 20; 7.0 at Frisco, June 20; 6.0 at Corpus Christi, July 7)...finished April 2-1 with a 1.73 ERA in five starts...then went 3-1 with a 3.03 ERA in six starts in May...issued a career-high five walks in 5.0 innings May 25 at Amarillo...tossed a season-high 7.0 innings in a 6-2 win over Amarillo May 31...it was his first of three outings of 7.0 innings (June 27 at Frisco, July 2 vs. Amarillo)...struck out a season-high nine batters in 6.1 innings in a 4-1 loss to Arkansas June 21...went 2-1 with a 0.75 ERA over a four-start stretch from June 27 to July 12...was named TL Pitcher of the Week for the week of July 1-7 when he went 1-0 with a 0.69 ERA in two starts (13.0 ip, 13 h, 1 r, 1 er, 1 bb, 8 so)...logged a season-high 101 pitches in 6.1 innings at Arkansas July 17...that gave him a 7-7 record and a 2.70 ERA in 20 starts with Midland...was promoted to Las Vegas July 24...matched the shortest start of his career in his Triple-A debut July 26 at El Paso when he allowed a career-high tying eight runs in 2.0 innings...yielded a

career-high tying 10 hits Aug. 1 against New Orleans...was transferred back to Midland Aug. 15 and went 1-1 with a 5.40 ERA over his final three regular season starts with the RockHounds...matched his career high for hits Aug. 29 at Northwest Arkansas (10)...started and lost Game 3 of the TL Semifinals, a 6-2 loss to Amarillo on Sept. 6 (6.0 ip, 8 h, 5 r, 5 er, 3 bb, 3 so).

**2018**—Split his season between Single-A Stockton and Double-A Midland and combined for an 11-7 record, a 2.91 ERA and .225 opponents batting average in 24 games, including 23 starts...struck out 140 batters in 139.1 innings and walked just 37 for a strikeout-to-walk ratio of 3.78...had career highs in wins, strikeouts and home runs (16)...ranked second in the A's farm system in wins, third in strikeouts, fourth in ERA and seventh in innings pitched...began the year with the Ports and was 7-3 with a 2.38 ERA in 12 games, 11 starts, when he was promoted to Midland June 20...went 4-4 with a 3.48 ERA in 12 starts with the RockHounds...was named to the California League Midseason All-Star team...his opponents batting average broke down to .214 against right-handed hitters compared to .242 against left-handers...opponents hit .172 with a .224 on-base percentage when leading off an inning...was 7-3 with a 2.57 ERA in 13 games before the All-Star Break, 4-4 with a 3.32 ERA in 11 starts after the break...combined for a 6-2 record, a 1.60 ERA and five home runs allowed in 12 games in his home ballparks...pitched 5.0 scoreless innings and allowed just one hit in his first start April 7 against Lake Elsinore and picked up the win...struck out a career-high 10 batters in 5.1 innings in his next start April 13 at San Jose but took the loss...was 1-2 despite a 1.76 ERA and .148 opponents average over his first three starts...then went 3-0 with a 2.97 ERA over his next five starts from April 25 to May 20...made his only relief appearance of the season May 31 against Modesto and matched his career high with 10 strikeouts while tossing 5.1 scoreless innings for the win...allowed two hits and did not walk a batter and earned CL Pitcher of the Week honors for the week of May 29 to June 3...was 3-1 with a 2.80 ERA in six games in May and issued just four walks in 35.1 innings...allowed one run in 7.0 innings June 6 at San Jose and yielded one run in a career-high 8.2 innings June 12 against San Jose, both wins...pitched the fifth inning for the North All-Stars in the California League All-Star Game on June 19 (1.0 ip, 1 h, 1 r, 2 so, 1 hr)...was promoted to Midland the next day...logged a season-high 107 pitches, including 70 strikes, in 7.0 scoreless innings July 27 at Corpus Christi (2 h, 2 bb, 8 so)...went 1-2 in five starts in July but had a 2.08 ERA and .180 opponents batting average...struck out 35 batters in 30.1 innings.

**2017**—Made his professional debut with Vermont of the Short Season Single-A New York-Penn League and was 2-1 with a save and a 1.15 ERA in 11 games, including six starts...walked just one batter in 31.1 innings and did not allow a home run...struck out 29...allowed a .200 opponents batting average, including .190 against right-handed hitters compared to .213 against left-handers...opponents hit .161 when leading off an inning with no walks...had a 2-0 record and did not allow a run in 15.1 innings of relief...tossed at least two innings in each of his 11 appearances, including three or more nine times...did not allow a run nine times...his first outing was a start on July 6 at Connecticut (2.0 ip, 1 h, 1 so) and each of his first four appearances were starts...recorded his first save Aug. 6 at Hudson Valley (3.0 ip, 1 h, 4 so) to start a season-ending five-game streak without allowing a run (15.0 ip)...picked up his first win with 3.0 scoreless innings of relief at Lowell on Aug. 24...compiled a 1.17 ERA in two postseason appearances, both in relief (7.2 ip, 4 h, 1 r, 1 er, 2 bb, 10 so, 1 hr).

## PERSONAL/MISCELLANEOUS

Brian Edward Howard was originally signed by A's scout Chris Reilly...graduated from St. Louis University High School (MO)...attended Texas Christian University where he compiled a 26-5 record and a 3.46 ERA in 62 games, including 40 starts, over four seasons...led the nation with 19 starts as a senior in 2017 and ranked second with 12 wins.

## LIFETIME PITCHING RECORD

| Year                       | Club      | W  | L         | ERA         | G         | GS        | CG       | SHO      | SV       | IP           | H          | R          | ER         | HR        | HB       | BB        | IBB      | SO         | WP        | BK       |
|----------------------------|-----------|--|-----------|-------------|-----------|-----------|----------|----------|----------|--------------|------------|------------|------------|-----------|----------|-----------|----------|------------|-----------|----------|
| 2017                       | Vermont   | 2  | 1         | 1.15        | 11        | 6         | 0        | 0        | 1        | 31.1         | 22         | 5          | 4          | 0         | 0        | 1         | 0        | 29         | 1         | 0        |
| 2018                       | Stockton  | 7  | 3         | 2.38        | 12        | 11        | 0        | 0        | 0        | 72.0         | 53         | 21         | 19         | 9         | 2        | 14        | 1        | 77         | 2         | 0        |
|                            | Midland   | 4  | 4         | 3.48        | 12        | 12        | 0        | 0        | 0        | 67.1         | 65         | 36         | 26         | 7         | 1        | 23        | 0        | 63         | 8         | 1        |
| 2019                       | Midland   | 8  | 8         | 3.25        | 23        | 23        | 0        | 0        | 0        | 130.0        | 137        | 54         | 47         | 7         | 4        | 39        | 0        | 118        | 9         | 0        |
|                            | Las Vegas | 0  | 1         | 13.81       | 4         | 4         | 0        | 0        | 0        | 14.1         | 28         | 23         | 22         | 4         | 2        | 8         | 1        | 16         | 3         | 1        |
| 2020                       |           | (Minor League Season Canceled — Did Not Pitch) |           |             |           |           |          |          |          |              |            |            |            |           |          |           |          |            |           |          |
| <b>Minor League Totals</b> |           | <b>21</b>                                      | <b>17</b> | <b>3.37</b> | <b>62</b> | <b>56</b> | <b>0</b> | <b>0</b> | <b>1</b> | <b>315.0</b> | <b>305</b> | <b>139</b> | <b>118</b> | <b>27</b> | <b>9</b> | <b>85</b> | <b>2</b> | <b>303</b> | <b>23</b> | <b>2</b> |

## CAREER TRANSACTIONS

**2016** — Selected by the Houston Astros organization in the 17th round of the First-Year Player Draft, did not sign. **2017** — Selected by the Oakland Athletics organization in the 8th round of the First-Year Player Draft.

## OAKLAND ATHLETICS DOUBLEHEADERS

| Team             | Home<br>W-L-S   | Road<br>W-L-S   | Totals<br>W-L-S  | Last Doubleheader                | Result                   |
|------------------|-----------------|-----------------|------------------|----------------------------------|--------------------------|
| Baltimore        | 5-1-0           | 3-3-6           | 8-4-6            | September 23, 1999 at Baltimore  | W, 9-6; L, 4-12          |
| Boston           | 1-1-2           | 0-1-1           | 1-2-3            | August 20, 1997 at Oakland       | L, 5-7; L, 4-5 (13)      |
| Chicago          | 6-6-4           | 5-6-6           | 11-12-10         | June 22, 2018 at Chicago         | W, 11-2; L, 4-6          |
| Cleveland        | 2-0-5           | 4-5-6           | 6-5-11           | September 14, 1996 at Cleveland  | L, 2-9; L, 8-9           |
| Detroit          | 3-0-3           | 1-1-5           | 4-1-8            | August 22, 1998 at Oakland       | W, 7-2; W, 7-1           |
| Houston          | 1-0-1           | 0-1-0           | 1-1-1            | September 8, 2020 at Oakland     | W, 4-2 (7); L, 4-5 (7)   |
| Kansas City      | 4-1-7           | 3-5-4           | 7-6-11           | September 4, 2008 at Kansas City | L, 4-5 (10); L, 6-9      |
| Los Angeles (AL) | 4-0-7           | 1-1-2           | 5-1-9            | July 16, 2011 at Oakland         | L, 2-4; W, 4-3 (10)      |
| Milwaukee        | 2-0-4           | 3-1-4           | 5-1-8            | August 10, 1997 at Oakland       | W, 4-3; L, 5-9           |
| Minnesota        | 4-4-3           | 3-10-10         | 7-14-13          | May 26, 2001 at Minnesota        | W, 5-4 (10); L, 6-7 (10) |
| New York         | 0-3-1           | 2-0-7           | 2-3-8            | August 4, 1998 at Oakland        | L, 4-10; L, 5-10         |
| Philadelphia     | 0-0-0           | 0-1-0           | 0-1-0            | June 8, 2003 at Philadelphia     | L, 1-7; L, 3-8           |
| Seattle          | 2-1-5           | 0-0-1           | 2-1-6            | September 26, 2020 at Oakland    | L, 1-5 (8); L, 3-12 (7)  |
| Tampa Bay        | 0-0-0           | 0-0-1           | 0-0-1            | June 10, 2017 at Tampa Bay       | L, 5-6 (10); W, 7-2      |
| Texas            | 2-3-9           | 2-3-6           | 4-6-15           | September 12, 2020 at Texas      | L, 2-5 (7); W, 10-1 (7)  |
| Toronto          | 1-0-2           | 1-1-1           | 2-1-3            | July 8, 1995 at Oakland          | L, 6-9; W, 6-3           |
| <b>Totals</b>    | <b>37-20-53</b> | <b>28-39-60</b> | <b>65-59-113</b> |                                  |                          |





**LEFT-HANDED PITCHER**

**Height/Weight:** 6-4 / 217

**Bats/Throws:** Left / Left

**Birthdate:** January 31, 1994

**Opening Day Age:** 27

**Birthplace/Resides:** Anaheim, California / Yorba Linda, Arizona

**Major League Service:** 120 days

**Obtained:** Acquired from Philadelphia for cash considerations, January 30, 2021

**Contract Status:** First year of a one-year contract through 2021

 [Updated Stats](#)

**CAREER HIGHLIGHTS**

Made his Major League debut with Philadelphia in 2019 and went 2-2 with a 6.75 ERA in 19 games, including three starts, in two seasons with the Phillies...was used mostly as a starter in the minors where he is 34-15 with a 3.07 ERA in 78 games, including 72 starts...has a .246 opponents batting average and has walked just 95 batters in 452.0 innings, an average of 1.89 per nine innings...was selected as the International League Most Valuable Pitcher and a *Baseball America* Triple-A All-Star in 2018 after going 14-4 with a 2.57 ERA for Lehigh Valley...led the IL in ERA and wins and ranked third in strikeouts (131).

**2020 HIGHLIGHTS**

Had two stints with Philadelphia and was 0-1 with a 17.18 ERA in three relief appearances...opponents went 11-for-21 (.524) but he walked just one and struck out four in 3.2 innings...allowed a .438 (7-for-16) average against right-handed hitters compared to .800 (4-for-5) against left-handers...was 2-0 with a 4.50 ERA in four spring training appearances...was optioned to Lehigh Valley March 26 but was recalled on July 23 and was on the Phillies Opening Day roster...made his 2020 debut on July 26 against Miami and allowed four runs on five hits in an inning of relief and was the losing pitcher in an 11-6 decision...tossed a scoreless inning of relief Aug. 9 against Atlanta but was optioned to Philadelphia's alternate site on Aug. 9...was recalled for a second time Aug. 20, pitched the next day at Atlanta (1.2 ip, 4 h, 3 r, 3 er, 1 bb, 3 so) and was optioned Aug. 22...did not pitch the remainder of the season.

**CAREER**

**2019**—Began the season with Triple-A Lehigh Valley and had his contract selected by Philadelphia on May 12...made his Major League debut that day at Kansas City...allowed five hits and one walk in each of his first two career starts, becoming the first Phillie since the current mound distance was established in 1893 to allow five or fewer hits and one or no walks in each of his first two career games (both starts)...overall, had five different stints with the Phillies...recorded his first career save (and first pro save at any level) on July 19 at Pittsburgh (2.0 ip)...was named Phillies Minor League Pitcher of the Week, Aug. 19-25...walked one batter or fewer in 14 of his 16 big league outings and 12 of 17 in the minors, averaging 1.80 walks per nine innings between the two levels...in his final stint with Philadelphia in September, posted a 0.73 ERA, held opponents to a .190/.244/.214 slash line and averaged only 12.3 pitches per inning.

**2018**—Spent the entire season with Triple-A Lehigh Valley...was selected as the International League Most Valuable Pitcher and an IL Midseason and Postseason All-Star...also earned *Baseball America* Triple-A All-Star honors...led the IL in ERA (2.57), WHIP (1.05) and wins (14), ranked second in innings (161.1), third in strikeouts (131) and tied for fourth in starts (25)...also led all Phillies minor leaguers in innings and wins...named IL Pitcher of the Week, May 7-13 and June 4-10 and Phillies Minor League Co-Pitcher of the Week, May 7-13...struck out 10 batters in 5.0 innings in his first start of the season, April 9 at Scranton/Wilkes-Barre...went 7-2 with a 2.17 ERA in May and June...tossed a shutout on Aug. 1 at Buffalo...went 5-1 with a 1.41 ERA in August...allowed one earned run or fewer in 14 of his 25 starts.

**2017**—Began the season with Single-A Clearwater and was selected as a Florida State League Midseason All-Star...was named the Phillies Minor League Pitcher of the Week, June 19-25...promoted to Double-A Reading June 28 for the remainder of the season...had a professional-high 10 strikeouts, July 20 vs Erie (6.1 ip)...held left-handed hitters to a .148 average with Reading...posted a 3.25 ERA in 12 of his 13 starts with Reading; allowed nine earned runs in 4.0 innings in the other start...pitched at least 6.0 innings in 19 of his combined 24 starts.

**2016**—Began his professional career with Single-A Williamsport...allowed two earned runs or fewer in all seven starts and did not allow a run in each of his three relief appearances...participated in Florida Instructional League.

## PERSONAL/MISCELLANEOUS

Cole R. Irvin was originally signed by Phillies scout Hilton Richardson...graduated from Servite (CA) High School in 2012...graduated from the University of Oregon in 2016...honored as a 2013 First-Team Freshman All-American by Louisville Slugger, *Baseball America* and Perfect Game...underwent "Tommy John" surgery prior to his sophomore 2014 season...named First-Team All-Pac-12 following his senior season in 2016...his grandfather, Roy Irvin, played basketball at the University of Southern California from 1952-54.

## LIFETIME PITCHING RECORD

| Year                       | Club          | W         | L         | ERA         | G         | GS        | CG       | SHO      | SV       | IP           | H          | R          | ER         | HR        | HB        | BB        | IBB      | SO         | WP        | BK       |
|----------------------------|---------------|-----------|-----------|-------------|-----------|-----------|----------|----------|----------|--------------|------------|------------|------------|-----------|-----------|-----------|----------|------------|-----------|----------|
| 2016                       | Williamsport  | 5         | 1         | 1.97        | 10        | 7         | 0        | 0        | 0        | 45.2         | 36         | 16         | 10         | 2         | 2         | 8         | 0        | 37         | 3         | 0        |
| 2017                       | Clearwater    | 4         | 6         | 2.55        | 12        | 11        | 0        | 0        | 0        | 67.0         | 68         | 26         | 19         | 2         | 2         | 14        | 0        | 52         | 4         | 0        |
|                            | Reading       | 5         | 3         | 4.06        | 13        | 13        | 0        | 0        | 0        | 84.1         | 72         | 41         | 38         | 12        | 5         | 24        | 0        | 66         | 1         | 0        |
| 2018                       | Lehigh Valley | 14        | 4         | 2.57        | 26        | 25        | 1        | 1        | 0        | 161.1        | 135        | 51         | 46         | 11        | 3         | 35        | 1        | 131        | 4         | 0        |
| 2019                       | Lehigh Valley | 6         | 1         | 3.94        | 17        | 16        | 0        | 0        | 0        | 93.2         | 113        | 46         | 41         | 13        | 2         | 14        | 1        | 65         | 2         | 0        |
|                            | PHILADELPHIA  | 2         | 1         | 5.83        | 16        | 3         | 0        | 0        | 1        | 41.2         | 45         | 28         | 27         | 7         | 3         | 13        | 1        | 31         | 1         | 0        |
| 2020                       | PHILADELPHIA  | 0         | 1         | 17.18       | 3         | 0         | 0        | 0        | 0        | 3.2          | 11         | 7          | 7          | 1         | 0         | 1         | 0        | 4          | 0         | 0        |
| <b>Major League Totals</b> |               | <b>2</b>  | <b>2</b>  | <b>6.75</b> | <b>19</b> | <b>3</b>  | <b>0</b> | <b>0</b> | <b>1</b> | <b>45.1</b>  | <b>56</b>  | <b>35</b>  | <b>34</b>  | <b>8</b>  | <b>3</b>  | <b>14</b> | <b>1</b> | <b>35</b>  | <b>1</b>  | <b>0</b> |
| <b>Minor League Totals</b> |               | <b>34</b> | <b>15</b> | <b>3.07</b> | <b>78</b> | <b>72</b> | <b>1</b> | <b>1</b> | <b>0</b> | <b>452.0</b> | <b>424</b> | <b>180</b> | <b>154</b> | <b>40</b> | <b>14</b> | <b>95</b> | <b>2</b> | <b>351</b> | <b>14</b> | <b>0</b> |

## CAREER TRANSACTIONS

**2012** — Selected by the Toronto Blue Jays organization in the 29th round of the First-Year Player Draft, did not sign. **2015** — Selected by the Pittsburgh Pirates organization in the 32nd round of the First-Year Player Draft, did not sign. **2016** — Selected by the Philadelphia Phillies organization in the 5th round of the First-Year Player Draft. **2021** — Traded to the Oakland Athletics for cash considerations, January 30.

## IRVIN'S CAREER BESTS

**Low Hit Complete Game:** None

**Innings Pitched:** 7.0, May 12, 2019 at Kansas City. As reliever: 3.2 (twice), June 16, 2019 at Atlanta

**Strikeouts:** 6, May 22 at Chicago (NL). As reliever: 5, June 1, 2019 at Los Angeles (NL)

**Pitches:** 93, May 12, 2019 at Kansas City. As reliever: 71, June 16, 2019 at Atlanta

**Longest Winning Streak:** 2, May 12 to 17, 2019

**Longest Losing Streak:** 2, May 22, 2019 to present

**Longest Scoreless Streak:** 8.1, July 26 to September 15, 2019

**RIGHT-HANDED PITCHER****Height/Weight:** 6-0 / 182**Bats/Throws:** Left / Right**Birthdate:** August 2, 1995**Opening Day Age:** 25**Birthplace/Resides:** Merced, California / Phoenix, Arizona**Major League Service:** 3 days**Obtained:** Selected in Competitive Balance Round A of the 2016 First-Year Player Draft.**Contract Status:** First year of a one-year contract through 2021 [Updated Stats](#)**CAREER HIGHLIGHTS**

Made his Major League debut in 2020 with one start...was a Competitive Balance Round A selection of the A's in the 2016 First-Year Player Draft (37th selection overall) but pitched in just eight games over his first three seasons due to April 26, 2017 "Tommy John" surgery...made 26 appearances in 2019 and is now 2-2 with a 3.17 ERA in 34 career minor league appearances, including 22 starts...in 99.1 innings, he has struck out 121 (10.96 per nine innings) and walked just 12 (1.09 per nine innings)...was rated as the A's number four prospect by *Baseball America* following the 2019 season and number three following the 2020 season.

**2020 HIGHLIGHTS**

Made his Major League debut after being added as the 29th man for the Sept. 12 doubleheader at Texas...started the first game and was the losing pitcher in the A's 5-2 loss...allowed five runs on five hits and two walks in 2.0 innings...fanned Nick Solak in the first inning for his first ML strikeout...allowed five runs in the first inning on a three-run home run by Odor and a two-run home run by Guzman...then retired three of four batters in the second...was on the A's Taxi Squad for each of the final two road trips of the regular season and the postseason...made one Spring Training appearance (0.2 ip, 3 h, 3 r, 3 er, 1 bb) before he was optioned to Triple-A Las Vegas March 6...was added to the A's 60-man player pool June 29...was rated as the A's number three prospect by *Baseball America* following the season.

**CAREER**

**2019**—Combined for a 2-2 record and a 3.42 ERA in 26 games, including 15 starts, with Single-A Stockton and Double-A Midland in his first full season following 2017 "Tommy John" surgery...struck out 93 batters in 79.0 innings, an average of 10.59 per nine innings...walked just 11 (1.25 per nine innings) for a strikeout-to-walk ratio of 10.3...was named the A's Organizational Pitcher of the Year...saw limited duty when he pitched, as he tossed exactly 3.0 innings in 24 of his 26 appearances...logged 3.1 innings and 3.2 innings in his other two outings...averaged 45.2 pitches per game...began the year with the Ports and was 1-0 with a 2.40 ERA in five games, three starts, when he was promoted to the RockHounds April 29...went 1-2 with a 3.66 ERA in 21 games, 12 starts, in his Double-A debut...combined with both clubs for a .242 opponents batting average, including .213 against left-handed hitters compared to .268 against right-handers...surrendered five of his eight home runs and issued seven of his nine walks to lefties...issued just one walk to batters leading off an inning...compiled a 2.48 ERA in 19 games at night compared to a 6.00 ERA in seven day games...was 0-1 with a 2.36 ERA in his 15 starting assignments compared to 2-1 with a 4.86 ERA in 11 relief appearances...walked one batter or fewer in 25 of his 26 appearances...was rated as the A's number four prospect by *Baseball America* following the season...was credited with the first win of his professional career on Opening Day when he tossed 3.0 scoreless innings of relief on April 4 against Rancho Cucamonga...pitched 3.0 scoreless innings in each of his final two appearances with Stockton on April 19 against Modesto and April 25 at Visalia...was promoted to Midland on April 29 and did not walk a batter in his first eight games (24.2 ip)...had a five-game stretch from May 17 to June 7 where he allowed just three runs, two earned, in 15.2 innings (1.15 ERA)...tossed a season-high 3.2 innings June 7 against Frisco...also struck out a career-high six batters, his first of four six-strikeout games in 2019...logged a season-high 66 pitches in 3.0 innings June 18 against Springfield...tossed 3.0 scoreless innings in back-to-back

outings on July 19 at Tulsa and July 25 against Arkansas to begin a season-ending stretch where he posted a 2.50 ERA over his final six appearances...walked two batters July 25 against Arkansas, his first career outing with more than one walk...allowed two runs in 3.0 innings of relief Aug. 15 at Amarillo for his second win...went on the injured list the next day with a right pectoral muscle strain and missed the remainder of the season.

**2018**—Began his comeback from April 26, 2017 UCL reconstruction surgery on June 19 with the A's affiliate in the Arizona Rookie League...tossed 2.0 scoreless innings against the Giants-Black squad that day, allowing one hit and striking out five...returned to the disabled list July 1 to continue his rehab and missed the remainder of the season.

**2017**—Was limited to just two starts at Single-A Stockton before undergoing "Tommy John" surgery...tossed a career-high 4.0 scoreless innings in his first start on April 9 against Rancho Cucamonga...then allowed a career-high six runs in 3.0 innings April 13 at San Jose...was 0-0 with a 2.57 ERA in two starts when he was placed on the disabled list April 15 with a strained right forearm...underwent UCL reconstruction surgery on April 26 at the BASS surgical center in Walnut Creek...the surgery was performed by Dr. William Workman.

**2016**—Made his professional debut with the A's affiliate in the Arizona Rookie League and had no decisions and a 2.38 ERA in five starts...struck out 17, walked just two and did not surrender a home run in 11.1 innings...allowed a .262 opponents batting average, including .167 against left-handed hitters and .182 with runners in scoring position...tossed 3.0 innings or fewer in each of his five starts...made his debut Aug. 8 against the Cubs (2.0 ip, 4 h, 1 r, 1 er, 3 so).

## PERSONAL/MISCELLANEOUS

Daulton Compton Jefferies was originally signed by A's scout Jermaine Clark...graduated from Buhach Colony (Atwater, CA) HS in 2013...attended the University of California where he finished 15-13 with a 2.72 ERA in 37 games, 36 starts, in three seasons with the Bears...went 7-0 with a 1.08 ERA as a junior in 2016 but made just eight starts due to calf and shoulder injuries...was First Team All-Pac 12 as a sophomore.

## LIFETIME PITCHING RECORD

| Year                       | Club     | W        | L        | ERA          | G         | GS        | CG       | SHO      | SV       | IP          | H         | R         | ER        | HR       | HB       | BB        | IBB      | SO         | WP       | BK       |
|----------------------------|----------|----------|----------|--------------|-----------|-----------|----------|----------|----------|-------------|-----------|-----------|-----------|----------|----------|-----------|----------|------------|----------|----------|
| 2016                       | AZL A's  | 0        | 0        | 2.38         | 5         | 5         | 0        | 0        | 0        | 11.1        | 11        | 3         | 3         | 0        | 0        | 2         | 0        | 17         | 0        | 0        |
| 2017                       | Stockton | 0        | 0        | 2.57         | 2         | 1         | 0        | 0        | 0        | 7.0         | 7         | 6         | 2         | 0        | 0        | 1         | 0        | 6          | 0        | 0        |
| 2018                       | AZL A's  | 0        | 0        | 0.00         | 1         | 1         | 0        | 0        | 0        | 2.0         | 1         | 0         | 0         | 0        | 0        | 0         | 0        | 5          | 0        | 0        |
| 2019                       | Stockton | 1        | 0        | 2.40         | 5         | 3         | 0        | 0        | 0        | 15.0        | 10        | 4         | 4         | 1        | 0        | 2         | 0        | 21         | 0        | 0        |
|                            | Midland  | 1        | 2        | 3.66         | 21        | 12        | 0        | 0        | 0        | 64.0        | 63        | 30        | 26        | 7        | 5        | 7         | 0        | 72         | 7        | 0        |
| 2020                       | OAKLAND  | 0        | 1        | 22.50        | 1         | 1         | 0        | 0        | 0        | 2.0         | 5         | 5         | 5         | 2        | 0        | 2         | 0        | 1          | 0        | 0        |
| <b>Major League Totals</b> |          | <b>0</b> | <b>1</b> | <b>22.50</b> | <b>1</b>  | <b>1</b>  | <b>0</b> | <b>0</b> | <b>0</b> | <b>2.0</b>  | <b>5</b>  | <b>5</b>  | <b>5</b>  | <b>2</b> | <b>0</b> | <b>2</b>  | <b>0</b> | <b>1</b>   | <b>0</b> | <b>0</b> |
| <b>Minor League Totals</b> |          | <b>2</b> | <b>2</b> | <b>3.17</b>  | <b>34</b> | <b>22</b> | <b>0</b> | <b>0</b> | <b>0</b> | <b>99.1</b> | <b>92</b> | <b>43</b> | <b>35</b> | <b>8</b> | <b>5</b> | <b>12</b> | <b>0</b> | <b>121</b> | <b>7</b> | <b>0</b> |

## CAREER TRANSACTIONS

**2013** — Selected by the Miami Marlins organization in the 39th round of the First-Year Player Draft, did not sign. **2016** — Selected by the Oakland Athletics organization in Competitive Balance Round A (37th selection overall) of the First-Year Player Draft.

## JEFFERIES' CAREER BESTS

**Low Hit Complete Game:** None  
**Innings Pitched:** 2.0, September 12, 2020 at Texas (G#1)  
**Strikeouts:** 1, September 12, 2020 at Texas (G#1)  
**Pitches:** 53, September 12, 2020 at Texas (G#1)  
**Longest Winning Streak:** None  
**Longest Losing Streak:** 1, September 12, 2020 to present  
**Longest Scoreless Streak:** 1.0, September 12, 2020 to present

**RIGHT-HANDED PITCHER****Height/Weight:** 6-1 / 182**Bats/Throws:** Right / Right**Birthdate:** December 23, 1993**Opening Day Age:** 27**Birthplace/Resides:** San Cristobal, Dominican Republic / San Cristobal, Dominican Republic**Major League Service:** 31 days**Obtained:** Selected from Toronto in the second round of the Rule 5 draft, December 10, 2020**Contract Status:** First year of a one-year contract through 2021[Updated Stats](#)**CAREER HIGHLIGHTS**

Was selected in the Rule 5 draft in back-to-back seasons...was drafted by the A's following the 2020 season after the Giants selected him in 2019...made his Major League debut with San Francisco in 2020 and logged a 6.75 ERA in two relief appearances...is 19-10 with 24 saves and a 3.43 ERA in 104 games, including 11 starts, in five minor league seasons, all with Toronto...has 257 strikeouts in 197.0 innings (11.74 per nine innings)...had 11 starts and 10 relief appearances over his first three professional seasons from 2015-17 but has pitched exclusively in relief since then.

**2020 HIGHLIGHTS**

Made his Major League debut with San Francisco after the Giants selected him in the 2019 Rule 5 Draft from the Blue Jays organization...posted a 6.75 ERA and .200 opponents batting average in two relief appearances before he was designated for assignment July 30...was returned to Toronto Aug. 2 and did not pitch the remainder of the season...made his debut on Opening Day at Los Angeles (NL) on July 23 (0.1 ip, 1 h, 1 r, 1 er, 3 bb, 1 so)...entered the game in the seventh inning with a runner on second, two outs and the Giants trailing 4-1...allowed the inherited runner to score plus one of his own...struck out Mookie Betts to end the inning for his first strikeout...prior to that, had never pitched above Double-A...also pitched on July 28 against San Diego and retired the side in order in the ninth inning...played for Licey in the Dominican Winter League following the season and was 1-1 with a 3.00 ERA and .182 opponents batting average in 10 relief appearances...struck out 15 in 9.0 innings but walked six.

**CAREER**

**2019**—Split his season between High-A Dunedin and Double-A New Hampshire and combined for a 7-3 record, 10 saves and a career-low 2.59 ERA in 45 relief appearances...struck out a career-high 93 batters in 59.0 innings, an average of 14.19 per nine innings...walked 21 for a strikeout-to-walk ratio of 4.43...also had career highs in wins, games pitched and wild pitches (10)...ranked third in the Toronto farm system in saves and fifth in games pitched...was 5-1 with four saves and a 3.55 ERA in 20 relief appearances with Dunedin when he was promoted to New Hampshire June 14...went 2-2 with six saves and a 1.87 ERA in 25 outings with the Fisher Cats...combined for a .208 opponents batting average with both clubs...that broke down to .183 with four of his six home runs allowed against left-handed hitters compared to .234 against right-handers...five of his six home runs were solo shots...opponents hit .153 with runners in scoring position...had a 3.50 ERA before the All-Star Break, a 1.17 ERA after the break...compiled a 1.96 ERA on the road, a 3.16 ERA at home...tossed at least one inning in 44 of his 45 appearances, including two or more 10 times...struck out a season-high five batters in 2.0 innings May 3 against St. Lucie...fanned 22 batters and walked just one in nine games and 11.2 innings in May...did not allow an earned run over his final nine outings with Dunedin (11.2 ip, 4 h, 1 r, 3 bb, 23 so)...combined for a 1.46 ERA in eight outings in June...did not allow a run over his final 13 games and 14.1 innings...opponents went 6-for-49 (.122) over that span...pitched for Licey in the Dominican Winter League following the season and logged a 9.00 ERA in three relief appearances.

**2018**—Spent the entire season at Single-A Lansing and was 6-2 with a career-high 13 saves and a 3.84 ERA in 38 relief appearances...also had career highs in innings pitched (63.1), hits (58), runs (30), earned runs (27), walks (24) and home runs (10)...struck out 80, an average of 11.37

per nine innings...finished second in the Toronto farm system and fifth in the Midwest League in saves...was named to the ML Midseason All-Star team...had a .237 opponents batting average, which broke down to .200 against left-handed hitters compared to .256 against right-handers...yielded a .197 average with runners in scoring position...tossed at least one inning in 36 of his 38 appearances, including two or more 18 times...logged a season-high 3.0 innings six times...allowed 10 of his 30 runs in the first two games of the season...had a 2.69 ERA over his final 36 games beginning April 17...posted a 1.59 ERA and .179 opponents batting average in eight relief appearances in May...pitched for the East team in the ML All-Star Game on June 19 (0.1 ip, 1 so)...struck out a season-high seven batters in 3.0 scoreless innings on July 27 at South Bend...did not allow a run over five outings from Aug. 12 to 27 (10.0 ip)...logged a 0.69 ERA, a .186 opponents average and five saves in seven games in August...was placed on the disabled list Sept. 5 with right elbow capsulitis and missed the remainder of the season...made one appearance for Lacey in the Dominican Winter League postseason (1.0 ip).

**2017**—Began the season in extended spring training but joined Short Season Vancouver when its season started in June...spent most of the season with the Canadians where he went 2-3 with a 6.30 ERA in six games, including three starts...also had a one-game stint with the Blue Jays affiliate in the Gulf Coast League on Aug. 21 (1.0 ip, 1 h, 2 r, 1 er, 1 so)...combined for a 5.49 ERA overall...struck out 24 and walked just four in 19.2 innings...allowed a .184 opponents batting average, which broke down to .115 against left-handed hitters compared to .220 against right-handers...opponents were 1-for-19 (.053) with two walks (.143 on-base percentage) when leading off an inning...struck out a career-high nine batters June 25 against Spokane...did not allow a run in one postseason appearance (0.2 ip, 1 h, 1 so).

**2016**—Made two starts with the Blue Jays Dominican Summer League team before coming to the United States on June 20...appeared in nine games in the Gulf Coast League and combined with the both clubs for a 3-2 record and a 2.72 ERA in 11 games, including a career-high eight starts...surrendered just one home run in 46.1 innings...allowed a career-low .173 opponents batting average, including .147 against right-handed hitters and .180 with runners on base...tossed a career-high 6.0 scoreless innings and allowed just one hit July 16 against the Tigers.

**2015**—Made his professional debut with the Dominican Summer League Blue Jays and had a 5.19 ERA and .188 opponents batting average in three relief appearances...held left-handers to a .111 average...picked up the save in his professional debut on Aug. 14 against the Diamondbacks (1.0 ip, 1 h, 2 so)...record his first win in his final outing on Aug. 21 at the Reds (4.0 ip, 2 h, 1 r, 1 er, 2 bb, 4 so).

## PERSONAL/MISCELLANEOUS

Dany Jiménez.

### LIFETIME PITCHING RECORD

| Year                       | Club          | W         | L         | ERA         | G          | GS        | CG       | SHO      | SV        | IP           | H          | R         | ER        | HR        | HB       | BB        | IBB      | SO         | WP        | BK       |
|----------------------------|---------------|-----------|-----------|-------------|------------|-----------|----------|----------|-----------|--------------|------------|-----------|-----------|-----------|----------|-----------|----------|------------|-----------|----------|
| 2015                       | DSL Blue Jays | 1         | 0         | 5.19        | 3          | 0         | 0        | 0        | 1         | 8.2          | 6          | 5         | 5         | 2         | 0        | 4         | 0        | 12         | 0         | 0        |
| 2016                       | DSL Blue Jays | 0         | 0         | 0.00        | 2          | 2         | 0        | 0        | 0         | 8.0          | 3          | 0         | 0         | 0         | 0        | 0         | 0        | 8          | 0         | 1        |
|                            | GCL Blue Jays | 3         | 2         | 3.29        | 9          | 6         | 0        | 0        | 0         | 38.1         | 25         | 15        | 14        | 1         | 3        | 18        | 0        | 40         | 3         | 1        |
| 2017                       | Vancouver     | 2         | 3         | 5.30        | 6          | 3         | 0        | 0        | 0         | 18.2         | 13         | 15        | 11        | 3         | 2        | 4         | 0        | 23         | 1         | 0        |
|                            | GCL Blue Jays | 0         | 0         | 9.00        | 1          | 0         | 0        | 0        | 0         | 1.0          | 1          | 2         | 1         | 0         | 1        | 0         | 0        | 1          | 0         | 0        |
| 2018                       | Lansing       | 6         | 2         | 3.84        | 38         | 0         | 0        | 0        | 13        | 63.1         | 58         | 30        | 27        | 10        | 1        | 24        | 2        | 80         | 6         | 1        |
| 2019                       | Dunedin       | 5         | 1         | 3.55        | 20         | 0         | 0        | 0        | 4         | 25.1         | 23         | 11        | 10        | 2         | 0        | 9         | 1        | 47         | 8         | 0        |
|                            | New Hampshire | 2         | 2         | 1.87        | 25         | 0         | 0        | 0        | 6         | 33.2         | 22         | 8         | 7         | 4         | 1        | 12        | 1        | 46         | 2         | 1        |
| 2020                       | SAN FRANCISCO | 0         | 0         | 6.75        | 2          | 0         | 0        | 0        | 0         | 1.1          | 1          | 1         | 1         | 0         | 0        | 3         | 0        | 1          | 0         | 0        |
| <b>Major League Totals</b> |               | <b>0</b>  | <b>0</b>  | <b>6.75</b> | <b>2</b>   | <b>0</b>  | <b>0</b> | <b>0</b> | <b>0</b>  | <b>1.1</b>   | <b>1</b>   | <b>1</b>  | <b>1</b>  | <b>0</b>  | <b>0</b> | <b>3</b>  | <b>0</b> | <b>1</b>   | <b>0</b>  | <b>0</b> |
| <b>Minor League Totals</b> |               | <b>19</b> | <b>10</b> | <b>3.43</b> | <b>104</b> | <b>11</b> | <b>0</b> | <b>0</b> | <b>24</b> | <b>197.0</b> | <b>151</b> | <b>86</b> | <b>75</b> | <b>22</b> | <b>8</b> | <b>71</b> | <b>4</b> | <b>257</b> | <b>20</b> | <b>4</b> |

### CAREER TRANSACTIONS

**2015** — Signed by the Toronto Blue Jays as a non-drafted free agent, August 6. **2019** — Selected by the San Francisco Giants in the Rule 5 Draft, December 12. **2020** — Returned to Toronto (Rule 5), August 2. Selected by the Oakland A's in the second round of the Rule 5 Draft, December 10.

## JIMENEZ' CAREER BESTS

**Low Hit Complete Game:** None

**Innings Pitched:** 1.0, July 28, 2020 vs. San Diego

**Strikeouts:** 1, July 23, 2020 at Los Angeles (NL)

**Pitches:** 25, July 23, 2020 at Los Angeles (NL)

**Longest Winning Streak:** None

**Longest Losing Streak:** None

**Longest Scoreless Streak:** 1.0, July 28, 2020 to present

## ROOKIE RULE

The Baseball Writers Association of America considers a player a rookie unless during the previous season or seasons he has (a) exceeded 130 at-bats or 50 innings pitched in the major leagues; or (b) accumulated more than 45 days on the active roster of a major league club (excluding military service), during the 26-player limit. The 26-player limit is in effect from Opening Day until August 31. For the 2020 season, players on the active roster in September will have their service time count towards the 45 days.

There are 12 rookies on the A's 40-man roster: Luis Barrera, Skye Bolt, Wandisson Charles, Greg Deichmann, Aramis Garcia, Grant Holmes, Daulton Jefferies, Dany Jimenez, James Kaprielian, A.J. Puk, Miguel Romero and Ka'ai Tom.





**RIGHT-HANDED PITCHER**

**Height/Weight:** 6-3 / 225

**Birthdate:** March 2, 1994

**Birthplace/Resides:** Laguna Hills, California / Venice, California

**Major League Service:** 31 days

**Obtained:** Acquired from the New York Yankees with Dustin Fowler and Jorge Mateo for Sonny Gray and \$1.5 million international bonus slot cash, July 31, 2017

**Contract Status:** First year of a one-year contract through 2021

[@JamesKaprielian](#)

[jameskaprielian](#)

[Updated Stats](#)

**CAREER HIGHLIGHTS**

Made his Major League debut with Oakland in 2020 after pitching in just 27 games over his first five professional seasons due to elbow problems...compiled a 7.36 ERA and .267 opponents batting average in two relief appearances with the A's...is 6-5 with a 2.96 ERA in 27 games, including 22 starts, as a minor leaguer...has 111 strikeouts in 97.1 innings (10.26 per nine innings)...was the New York Yankees first round draft pick in 2015 but pitched in just eight games over his first four years as a professional...missed most of 2016 with an elbow injury and then missed the entire 2017 and 2018 seasons following April 18, 2017 "Tommy John" surgery...was traded to the A's at the 2017 trading deadline in the Sonny Gray deal...pitched for Scottsdale in the Arizona Fall League in 2016...was rated by *Baseball America* as the Yankees No. 4 prospect following the 2015 season and No. 5 following 2016...was the A's No. 8 prospect after the 2017 season and No. 10 following 2020.

**2020 HIGHLIGHTS**

Made his Major League debut and had two relief appearances over five stints with Oakland... compiled a 7.36 ERA and .267 opponents batting average...allowed two home runs in 3.2 innings, walked two and struck out four...was recalled for the first time Aug. 4 but did not pitch before he was optioned back to the A's alternate site on Aug. 6...joined the club a second time Aug. 16 and made his ML debut that day at San Francisco (2.0 ip, 1 h, 1 r, 1 er, 1 bb, 1 so)...relieved Fiers to start the seventh inning with the A's leading 13-2 and allowed a home run to the first batter he faced (Crawford)...walked the next batter (Dubon) before retiring each of the final six batters he faced...struck out Solano to end the seventh inning for his first strikeout...was optioned on Aug. 19...was recalled as the 29th man for doubleheaders on Sept. 8 and Sept. 14 but did not pitch... recalled for his fifth stint on Sept. 24 and made one appearance in the second game of the Sept. 26 doubleheader against Seattle (1.2 ip, 3 h, 2 r, 2 er, 1 bb, 3 so)...inherited a bases loaded situation in the third inning with the A's trailing 4-1 and allowed all three runs to score...was on the Taxi Squad for the postseason...was rated as the A's number 10 prospect by *Baseball America* following the season.

**CAREER**

**2019**—After pitching in just eight games in his first four years as a professional, he completed his comeback from elbow problems that eventually led to 2017 "Tommy John" surgery by going 4-3 with a 3.18 ERA in 19 games, including 16 starts, with Single-A Stockton, Double-A Midland and Triple-A Las Vegas...struck out 75 batters in 68.0 innings, an average of 9.92 per nine innings...walked just 16 (2.12 per nine innings) for a strikeout-to-walk ratio of 4.69...allowed a .231 opponents batting average, which broke down to .196 against left-handed hitters compared to .257 against right-handers...seven of the eight home runs he allowed were solo shots...yielded a .226 average with runners in scoring position...walked just three batters to lead off an inning...tossed five innings or fewer in each of his 19 games...began the season on the injured list with a strained right shoulder and was reinstated May 19...was assigned to Stockton and went 2-2 with a 4.46 ERA in 11 games, including 10 starts, with the Ports...walked one batter or fewer in each appearance...started and won in his A's organization debut on May 19, a 3-2 win over Inland Empire (5.0 ip, 4 h, 2 r, 2 er, 1 bb, 4 so)...the 5.0 innings pitched were a season high...it was his first outing in a regular season game since April 21, 2016 for Tampa against Dunedin and his first out-

ing in any game since a March 16, 2017 Spring Training appearance with New York (AL)...tossed 3.0 scoreless and hitless innings in back-to-back starts on June 8 against San Jose and June 13 at Modesto...yielded a career-high tying four runs June 27 at San Jose...surrendered a career-high three home runs July 7 against Visalia...allowed a career-high tying six hits and struck out a season-high seven in 4.0 innings July 12 at Lancaster...his lone relief appearance with Stockton came in his next outing on July 18 against Lancaster when he struck out seven in 4.0 innings in a game started by a rehabbing Sean Manaea...was transferred to Midland July 23 and was 2-1 with a 1.63 ERA and .186 opponents batting average in seven games, including five starts, with the RockHounds...made his Double-A debut with a start on July 25 against Arkansas and was the losing pitcher in a 2-1 decision (3.0 ip, 5 h, 2 r, 2 er, 3 bb, 3 so)...the three walks were a career high...then allowed one run or fewer in each of his final seven games, going 2-0 with a 1.26 ERA and .184 opponents batting average...yielded one hit in three consecutive appearances from Aug. 10-22 and opponents were 3-for-41 (.073) over that span...did not allow a run in back-to-back starts on Aug. 22 against Northwest Arkansas (5.0 ip, 1 h, 1 bb, 6 so) and Aug. 27 at Northwest Arkansas (4.2 ip, 2 h, 2 bb, 5 so)...the 5.0 innings on the 22nd matched his season high and he logged a season-high 73 pitches on the 27th...was promoted to Las Vegas Aug. 31 and made one regular season start on Sept. 1 against Tacoma, a no decision in an 8-1 Aviators win (4.0 ip, 6 h, 1 r, 1 er, 6 so)...started Game 5 of the Pacific Coast League Semifinals on Sept. 8 against Sacramento and was the losing pitcher in a 7-3 loss (0.2 ip, 5 h, 4 r, 4 er, 2 so, 3 hr).

**2018**—Missed the entire season for the second consecutive year as he continued his comeback from April 18, 2017 “Tommy John” surgery.

**2017**—Was a non-roster invitee with the Yankees and picked up the win in his only Spring Training appearance (2.0 ip, 1 bb, 3 so)...began the regular season on the Tampa disabled list with a strained right elbow...underwent UCL reconstruction surgery April 18 and missed the remainder of the season...was traded to the A’s organization with Dustin Fowler and Jorge Mateo for Sonny Gray and \$1.5 million international bonus slot cash on July 31...was ranked by *Baseball America* as the No. 8 prospect in the Athletics organization following the season.

**2016**—Made three starts with Single-A Tampa, going 2-1 with a 1.50 ERA...recorded a career-high nine strikeouts in both wins: April 11 vs. Bradenton (5.0 ip) and April 21 vs. Dunedin (6.0 ip)...was placed on the disabled list April 22 with an inflamed right elbow and did not pitch the rest of the year...pitched for Scottsdale in the Arizona Fall League and posted a 2-3 record with a 4.33 ERA in seven starts...held AFL batters to a .218 batting average...was ranked by *Baseball America* as the No. 5 prospect in the Yankees organization and as having the organization’s “Best Curveball.”

**2015**—In his professional debut, combined with the GCL Yankees 2 and Short-Season Single-A Staten Island to go 0-1 with a 3.97 ERA in five games (three starts)...made two relief appearances for the GCL Yankees 2 before he was transferred to Staten Island on Aug. 19...went 0-1 with a 2.00 ERA in three starts for Staten Island...also made two postseason starts for the club, posting a 0.73 ERA (12.1 ip, 7 h, 1 er, 2 bb, 10 so)...was ranked by *Baseball America* as the No. 4 prospect in the Yankees organization following the season.

## PERSONAL/MISCELLANEOUS

James Douglas Kaprielian...graduated from Beckham HS (Calif.) in 2012 and was 33-3 with a 0.96 ERA and 250 strikeouts in three seasons...threw two no-hitters as a senior in 2012 en route to being selected to the USA Today and Louisville Slugger All-America First Teams...was also named the Pacific Coast League Athlete of the Year...attended UCLA where he was 17-10 with a 2.06 ERA in 66 games, including 31 starts, over three seasons (2013-15)...finished his career fifth all-time at UCLA in career ERA and sixth in career strikeouts (275)...led the Pac-12 in strikeouts and was an All-Pac-12 First Team selection as both a sophomore and junior (2014-15)...as a junior, earned Collegiate Baseball All-America Second Team and Perfect Game All-America Third Team honors...was a 2013 Louisville Slugger/Collegiate Baseball Freshman All-American.

## LIFETIME PITCHING RECORD

| Year                       | Club          | W        | L        | ERA         | G         | GS        | CG       | SHO      | SV       | IP          | H         | R         | ER        | HR       | HB       | BB        | IBB      | SO         | WP       | BK       |  |
|----------------------------|---------------|----------|----------|-------------|-----------|-----------|----------|----------|----------|-------------|-----------|-----------|-----------|----------|----------|-----------|----------|------------|----------|----------|--|
| 2015                       | GCL Yankees 2 | 0        | 0        | 11.57       | 2         | 0         | 0        | 0        | 0        | 2.1         | 2         | 4         | 3         | 0        | 0        | 2         | 0        | 2          | 1        | 0        |  |
|                            | Staten Island | 0        | 1        | 2.00        | 3         | 3         | 0        | 0        | 0        | 9.0         | 8         | 2         | 2         | 0        | 0        | 2         | 0        | 12         | 0        | 0        |  |
| 2016                       | Tampa         | 2        | 1        | 1.50        | 3         | 3         | 0        | 0        | 0        | 18.0        | 8         | 6         | 3         | 1        | 0        | 3         | 0        | 22         | 1        | 0        |  |
| 2017                       |               |          |          |             |           |           |          |          |          |             |           |           |           |          |          |           |          |            |          |          |  |
| (Injured — did not pitch)  |               |          |          |             |           |           |          |          |          |             |           |           |           |          |          |           |          |            |          |          |  |
| 2018                       |               |          |          |             |           |           |          |          |          |             |           |           |           |          |          |           |          |            |          |          |  |
| (Injured — did not pitch)  |               |          |          |             |           |           |          |          |          |             |           |           |           |          |          |           |          |            |          |          |  |
| 2019                       | Stockton      | 2        | 2        | 4.46        | 11        | 10        | 0        | 0        | 0        | 36.1        | 35        | 19        | 18        | 6        | 4        | 8         | 0        | 43         | 0        | 0        |  |
|                            | Midland       | 2        | 1        | 1.63        | 7         | 5         | 0        | 0        | 0        | 27.2        | 18        | 5         | 5         | 2        | 2        | 8         | 0        | 26         | 1        | 0        |  |
|                            | Las Vegas     | 0        | 0        | 2.25        | 1         | 1         | 0        | 0        | 0        | 4.0         | 6         | 1         | 1         | 0        | 0        | 0         | 0        | 6          | 0        | 0        |  |
| 2020                       | OAKLAND       | 0        | 0        | 7.36        | 2         | 0         | 0        | 0        | 0        | 3.2         | 4         | 3         | 3         | 2        | 0        | 2         | 0        | 4          | 0        | 0        |  |
| <b>Major League Totals</b> |               | <b>0</b> | <b>0</b> | <b>7.36</b> | <b>2</b>  | <b>0</b>  | <b>0</b> | <b>0</b> | <b>0</b> | <b>3.2</b>  | <b>4</b>  | <b>3</b>  | <b>3</b>  | <b>2</b> | <b>0</b> | <b>2</b>  | <b>0</b> | <b>4</b>   | <b>0</b> | <b>0</b> |  |
| <b>Minor League Totals</b> |               | <b>6</b> | <b>5</b> | <b>2.96</b> | <b>27</b> | <b>22</b> | <b>0</b> | <b>0</b> | <b>0</b> | <b>97.1</b> | <b>77</b> | <b>37</b> | <b>32</b> | <b>9</b> | <b>6</b> | <b>23</b> | <b>0</b> | <b>111</b> | <b>3</b> | <b>0</b> |  |

## CAREER TRANSACTIONS

**2012** — Selected by the Seattle Mariners organization in the 40th round of the First-Year Player Draft; did not sign. **2015** — Selected by the New York Yankees organization in the 1st round (16th selection overall) of the First-Year Player Draft. **2017** — Traded to the Oakland Athletics with outfielders Dustin Fowler and Jorge Mateo for pitcher Sonny Gray and \$1.5 million international bonus slot cash, July 31.

## KAPRIELIAN'S CAREER BESTS

**Low Hit Complete Game:** None  
**Innings Pitched:** 2.0, August 16, 2020 at San Francisco  
**Strikeouts:** 3, September 26, 2020 vs. Seattle (G#2)  
**Pitches:** 36, September 26, 2020 vs. Seattle (G#2)  
**Longest Winning Streak:** None  
**Longest Losing Streak:** None  
**Longest Scoreless Streak:** 1.0, August 16, 2020

**INFIELDER/OUTFIELDER****Height/Weight:** 5-6 / 160**Bats/Throws:** Left / Right**Birthdate:** October 31, 1991**Opening Day Age:** 29**Birthplace/Resides:** Franklin, Tennessee / Franklin, Tennessee**Major League Service:** 3 years, 98 days**Obtained:** Acquired from the Chicago Cubs for Alfonso Rivas, January 13, 2020**Contract Status:** First year of a one-year contract through 2021
[@tonykemp](#)
[tonykemp6](#)
[Updated Stats](#)
**CAREER HIGHLIGHTS**

Was originally selected by Houston in the fifth round of the 2013 draft and spent the first six and one-half seasons of his career in the Astros organization before being dealt to the Cubs at the 2019 trading deadline...was traded to Oakland prior to the 2020 season...is a .235 career hitter with 15 home runs and 74 RBI in 332 games over five seasons in the majors...played primarily outfield over his first three seasons (138 games in the outfield, 12 at second base) but has 86 games at second base and 36 in the outfield over the last two years...was named Fresno's Most Valuable Player and Defensive Player of the Year in 2017 after leading all Triple-A batters in hits (166)...was selected to the 2015 SiriusXM All-Star Futures Game...was a California League Post-season All-Star and a Rawlings Gold Glove Award recipient for being the best defensive second baseman in the minor leagues in 2014...led all of minor league baseball with 121 runs scored that year.

**2020 HIGHLIGHTS**

Was acquired by the A's from the Cubs prior to the season and spent the entire season with Oakland...batted .247 with five doubles and four RBI in 49 games...his 15 walks fueled a career-high .363 on-base percentage...had more walks than strikeouts (14) for the first time in his career and averaged a career-best 8.14 plate appearances per strikeout...made 31 of his 32 starts in games started by a right-handed pitcher...hit .267 (23-for-86) against right-handers and was 0-for-7 with a hit by pitch against left-handers...went 1-for-17 (.059) with runners in scoring position...averaged 23.25 at bats per RBI, which was third highest in the majors among players with 100 or more plate appearances...started 31 games at second base and one in left field...committed just one error in 43 games overall at second base and his .990 fielding percentage was fifth best among Major League second basemen...has just three errors in 98 career games at second base for a .988 fielding percentage...did not make an error in three games in the outfield (all in left field) and now has a 169-game errorless streak as an outfielder dating back to his last error on May 25, 2016 against Baltimore...was 0-for-3 with a walk as a pinch hitter...pinch ran five times...made 13 starts batting ninth and a team-leading 12 in the eight spot...also made five starts hitting second and once each batting first and seventh...did not ground into a double play in 93 at bats and now has a streak of 78 games and 140 at bats since his last GIDP on Aug. 20, 2019 against San Francisco.

**OAKLAND:** Was on the Opening Day roster and started 20 of the A's first 31 games at second base...walked three times in a game for the first time in his career Aug. 7 against Houston...had a career-high tying three hits Aug. 15 at San Francisco (seventh time, last: May 12, 2019 vs. Texas)...was batting .306 with nine walks and a .444 on-base percentage over his first 16 games through Aug. 16...then hit .211 with six walks and a .309 on-base percentage over his final 33 contests...struck out just twice over his final 57 plate appearances beginning Aug. 20...had a RBI double in the second inning Aug. 22 against Los Angeles (AL) for his first RBI of the season...it snapped a career-high tying 19-game streak without an RBI dating back to Sept. 29, 2019 (also Aug. 8-Sept. 10, 2016)...hit safely in four straight games from Aug. 22-25 (4-for-14, .286), which matches the longest hitting streak of his career (sixth time)...equalled his career high with three runs scored Aug. 25 at Texas (also May 12, 2019 vs. Texas)...started in left field in the second game of the Sept.

26 doubleheader against Seattle after making each of his first 31 starts at second base...was on the A's roster for both the ALWCS and ALDS but did not play.

## CAREER

**2019**—Began the season with Houston and was hitting .227 with seven home runs and 17 RBI in 66 games when he was designated for assignment July 26...was traded to Chicago (NL) July 31 and batted .183 with a home run and 12 RBI in 44 games with the Cubs...combined for a .212 average in a career-high 110 games overall...also had career highs in home runs (8), triples (4) and hit by pitches (6) and matched his best in extra base hits (21)...had a career high in strikeouts (47) and a career low in batting average...hit .237 against left-handed pitching, .208 with seven of his eight home runs against right-handers...has hit 14 of his 15 career home runs against righties...connected for six of his eight home runs at Minute Maid Park...had a .168 average in 55 games on the road...batted .275 with four home runs and 14 RBI in 36 day games, .188 with four home runs and 15 RBI in 74 games at night...hit .283 in May but .228 or lower in every other month...had a .169 average when leading off an inning...made 30 starts at second base, nine in left field, nine in center field and three in right field...committed just one error in 43 games overall as a second baseman for a .992 fielding percentage...did not make an error in 33 games in the outfield...was 9-for-31 (.290) with a triple, two home runs, seven RBI, five walks and two hit by pitches as a pinch hitter (.421 on-base percentage, .548 slugging percentage)...made 20 starts batting eighth, 18 in the nine spot, 12 hitting seventh and six batting leadoff...had a pinch hit walk-off home run in the bottom of the 10th inning in Houston's 4-3 win over Cleveland on April 27...it was his first career pinch homer and his first game-ending RBI...that started a 15-game stretch where he went 12-for-33 (.364) with two doubles, two triples and a home run from April 27 to May 22...went 3-for-5 with a triple and three runs scored May 12 against Texas...it was the first time he scored three runs in a game in his career and the three hits matched his career high...had his first of three career-high tying four-game hitting streaks from June 4-7 (5-for-16, .313)...went 0-for-3 on June 8 and then hit safely in his next four games from June 9-14 (5-for-14, .357)...hit his first career home run off a left-handed pitcher July 7 against Los Angeles-AL (José Suarez)...was designated for assignment July 26 and traded to the Chicago Cubs for catcher Martin Maldonado July 31...committed his only error of the season Aug. 4 against Milwaukee, snapping a 38-game errorless streak as a second baseman dating back to Sept. 14, 2016...had eight assists and five putouts Aug. 24 against Washington to become the first Cubs second baseman with that many assists and putouts in a game since Ryne Sandberg on July 24, 1992 at Houston (8 assists, 5 putouts)...connected for his second career pinch home run Sept. 21 against St. Louis...that began a career-high tying four-game hitting streak through Sept. 28...went 4-for-14 (.286) with two doubles, a home run and four RBI during the streak.

**2018**—Put together the most successful season of his Major League career and was a spark for the Astros offense all season...set career highs in at bats (255), hits (67), doubles (15), RBI (30), walks (32), steals (9) and OPS (.743)...posted a .455 on-base percentage in 11 pinch-hit plate appearances, going 2-for-8 with two doubles, two RBI and three walks...had most of his success when batting ninth in the order, as he hit .308 with an .846 OPS in 65 games...led all ML nine-hole hitters in batting average and on-base percentage...his .395 OBP from the nine-spot was the highest mark by a Major League player since Charles Johnson posted a .410 mark in 2000...posted a .336 on-base percentage in two-strike counts, the ninth-best mark in the American League...started 45 games in left field, 27 games in center field and two in right field...began his season at Triple A Fresno...was recalled to Houston on May 16 and remained with the club for the rest of the season...went 2-for-2 with a career-high five RBI on May 22 vs. San Francisco...became the fourth player in Astros history to record at least five RBI out of the ninth-spot in the lineup...drove in the tying run in the 11th inning off Blake Treinen on July 10 vs. Oakland, snapping Treinen's streak of 20 consecutive saves...helped push Houston to a 6-5 walkoff victory...went 3-for-4 with two doubles and two RBI on Aug. 9 vs. Seattle, tying his career-high for hits...became the fifth player in franchise history to record multiple doubles and multiple RBI from the ninth spot in the lineup...was on the Astros postseason rosters for both the ALDS and ALCS, batting .286 with one double, one homer, one RBI and a 1.045 OPS...started Game 3 of the ALDS at Cleveland, his first-career postseason appearance...went 1-for-3 with two walks and two runs scored in a start at designated hitter...prior to his recall to Houston, hit .335 with six doubles, five triples, 19 RBI,

13 steals and an .841 OPS in 38 games at Triple A Fresno...was leading the Pacific Coast League in steals while ranking second in hits (54) prior to his recall to Houston.

**2017**—Spent most of the season at Triple-A Fresno, where he led all of Triple-A baseball in hits (166) and was named Fresno's Most Valuable Player and Defensive Player of the Year....appeared in 17 games with Houston over two stints in the Majors, making eight starts in left field and two in center field...began the season at Triple-A Fresno and was recalled to Houston on April 26...optioned to Fresno on April 30...recalled to Houston on Sept. 2...set career highs for hits (3) on Sept. 27 at Texas in what was his first career start in center field...in 118 games with Triple-A Fresno, hit .329 with 23 doubles, nine triples, 10 homers, 62 RBI, 24 steals and a .375 on-base percentage...led Fresno with 54 multi-hit games...led the Triple-A level in hits and ranked fifth in batting average...his 166 hits and 95 runs both ranked third all-time in Fresno franchise history...posted a 24-game hitting streak from June 22-July 19, which was the longest in all of Triple-A baseball in 2017...posted nine triples, two shy of the Fresno franchise record.

**2016**—Appeared in 59 games and made 28 starts for the Astros in his debut season in the majors...made 24 starts in left field, three as the designated hitter and one at second base, while making appearances in center field and right field...opened the season with Triple-A Fresno...played in 35 games to open the year before he was selected to the Major League roster on May 16...was optioned back to Fresno on June 24 for 35 more games...was recalled to the ML roster on Aug. 7, where he remained through the end of the season...made his ML debut on May 17 at Chicago (AL) as a pinch runner...did not record an at bat, but scored a go-ahead run in the eighth inning...went 2-for-3 with a single, double and walk in his first ML start (left field) on May 18 at Chicago (AL)...recorded a double in his first at-bat...recorded an outfield assist...tripled on May 24 and June 3...became the fifth player in club history to record two triples within his first 13 career games in the Majors...posted a career-high three hits after entering the game in the eighth inning on Aug. 7 vs. Texas as a pinch-hitter...became the third player in Astros history to record three hits after entering a game as a pinch-hitter...was his first game back after being recalled from Triple-A...hit his first career ML homer on Sept. 25...in his first stint with Triple A Fresno (April 7-May 15), was hitting .298 with 21 walks for a .410 on-base percentage in 34 games...owned a .313 batting average in 35 games during his second stint at Triple-A, which spanned from June 28-Aug. 5.

**2015**—Split the season between Triple-A Fresno (71 games) and Double-A Corpus Christi (50 games), batting .308 with three homers, 48 RBI, 35 steals and a .388 on-base percentage in 121 combined games between the two levels...was named to the SiriusXM All-Star Futures Game and was also named a Double-A Texas League Midseason All-Star...played 92 games at second base (88 starts), 27 in center field (24 starts) and five in left field (all starts) between Corpus Christi and Fresno...began the season at Corpus Christi where he hit .358 with 10 doubles, 15 steals and an .876 OPS in 50 games...was tabbed the Corpus Christi May Player of the Month after hitting .326 with 11 steals and a .417 OBP in 23 May games...moved up to Triple-A Fresno on June 11 and remained with the club through the end of the season...hit .273 with 20 steals and a .334 on-base percentage in 71 games with the Grizzlies...prior to the season, was rated by *Baseball America* as the Astros No. 18 prospect.

**2014**—Was named a California League Midseason and Postseason All-Star...played 72 games with Lancaster and 59 with Corpus Christi, batting .316 with 30 doubles, eight triples, eight homers, 58 RBI, 41 steals and an .859 OPS...led all of minor league baseball with 121 runs scored, tied for fifth in hits (167) and ranked 12th in on-base percentage (.411)...was a Rawlings Gold Glove Award recipient for being the best defensive second baseman in the minor leagues...made just seven errors in 524 chances for a .987 fielding percentage...led all Texas League second basemen in fielding (.996), while ranking third among CL second basemen (.980)...named the Lancaster April Player of the Month...was rated by *Baseball America* as having the "Best Strike Zone Discipline" in the California League...was named the CL Player of the Week for the week of April 26-May 1...named the TL Player of the Week for the week of June 30-July 6...also named an MiLB.com Organization All-Star.

**2013**—Kicked off his professional career with a 75-game campaign between Single-A Short Season Tri-City (48 games) and Single-A Quad Cities (27 games)...hit .282 with 17 steals between the two levels...was named Tri-City's July Player of the Month.

## PERSONAL/MISCELLANEOUS

Anthony Allen Kemp was originally signed by Astros scout Nick Venuto...is married, Michelle... was a four-year letter winner in both baseball and football at Centennial HS in Franklin, Tenn. before graduating in 2010...attended Vanderbilt University...was named the SEC Freshman of the Year in 2011 and was a First Team All-SEC selection after batting .329 with a .434 on-base percentage...was named the SEC Player of the Year during his junior season in 2013 after batting .398 with a .976 OPS...ranked second in the country in hits (102) and eighth in batting average.

### LIFETIME PLAYING RECORD

| Year                       | Club           | AVG         | G          | AB         | R          | H          | 2B        | 3B       | HR        | RBI       | SH       | SF       | HP        | BB        | SO         | SB        | CS       | OBP         | SLG         | E        |
|----------------------------|----------------|-------------|------------|------------|------------|------------|-----------|----------|-----------|-----------|----------|----------|-----------|-----------|------------|-----------|----------|-------------|-------------|----------|
| 2013                       | Tri-City       | .282        | 48         | 177        | 25         | 50         | 7         | 2        | 1         | 13        | 1        | 4        | 1         | 21        | 29         | 17        | 9        | .355        | .362        | 3        |
|                            | Quad Cities    | .255        | 27         | 98         | 21         | 25         | 1         | 1        | 1         | 9         | 1        | 0        | 2         | 19        | 18         | 4         | 2        | .387        | .316        | 5        |
| 2014                       | Lancaster      | .336        | 72         | 295        | 79         | 99         | 19        | 4        | 4         | 37        | 5        | 3        | 8         | 45        | 35         | 28        | 7        | .433        | .468        | 6        |
|                            | Corpus Christi | .292        | 59         | 233        | 42         | 68         | 11        | 4        | 4         | 21        | 5        | 2        | 7         | 28        | 32         | 13        | 6        | .381        | .425        | 1        |
| 2015                       | Corpus Christi | .358        | 50         | 193        | 36         | 69         | 10        | 1        | 0         | 19        | 0        | 1        | 1         | 35        | 28         | 15        | 8        | .457        | .420        | 3        |
|                            | Fresno         | .273        | 71         | 271        | 42         | 74         | 9         | 3        | 3         | 29        | 12       | 2        | 5         | 21        | 37         | 20        | 6        | .334        | .362        | 0        |
| 2016                       | Fresno         | .306        | 69         | 255        | 36         | 78         | 9         | 4        | 2         | 24        | 8        | 2        | 2         | 34        | 34         | 10        | 8        | .389        | .396        | 2        |
|                            | HOUSTON        | .217        | 59         | 120        | 15         | 26         | 4         | 3        | 1         | 7         | 1        | 1        | 0         | 14        | 27         | 2         | 1        | .296        | .325        | 2        |
| 2017                       | Fresno         | .329        | 118        | 504        | 95         | 166        | 23        | 9        | 10        | 62        | 8        | 2        | 3         | 35        | 43         | 24        | 7        | .375        | .470        | 10       |
|                            | HOUSTON        | .216        | 17         | 37         | 6          | 8          | 1         | 0        | 0         | 4         | 0        | 0        | 1         | 1         | 5          | 1         | 0        | .256        | .243        | 0        |
| 2018                       | Fresno         | .335        | 38         | 161        | 33         | 54         | 6         | 5        | 0         | 19        | 1        | 1        | 1         | 19        | 15         | 13        | 2        | .407        | .435        | 1        |
|                            | HOUSTON        | .263        | 97         | 255        | 37         | 67         | 15        | 0        | 6         | 30        | 3        | 1        | 3         | 32        | 44         | 9         | 3        | .351        | .392        | 0        |
| 2019                       | HOUSTON        | .227        | 66         | 163        | 23         | 37         | 6         | 2        | 7         | 17        | 1        | 2        | 4         | 16        | 29         | 4         | 3        | .308        | .417        | 0        |
|                            | CHICAGO (NL)   | .183        | 44         | 82         | 8          | 15         | 3         | 2        | 1         | 12        | 0        | 2        | 2         | 7         | 18         | 0         | 1        | .258        | .305        | 1        |
| 2020                       | OAKLAND        | .247        | 49         | 93         | 15         | 23         | 5         | 0        | 0         | 4         | 1        | 2        | 3         | 15        | 14         | 3         | 1        | .363        | .301        | 1        |
| <b>Major League Totals</b> |                | <b>.235</b> | <b>332</b> | <b>750</b> | <b>104</b> | <b>176</b> | <b>34</b> | <b>7</b> | <b>15</b> | <b>74</b> | <b>6</b> | <b>8</b> | <b>13</b> | <b>85</b> | <b>137</b> | <b>19</b> | <b>9</b> | <b>.320</b> | <b>.359</b> | <b>4</b> |

### CAREER TRANSACTIONS

**2013** — Selected by the Houston Astros organization in the 5th round of the First-Year Player Draft. **2019** — Traded to the Chicago Cubs for catcher Martin Maldonado, July 31. **2020** — Traded to the Oakland Athletics for minor league infielder Alfonso Rivas, January 13.

### WILD CARD RECORD

| Year | Club/Opp.   | AVG. | G | AB | R | H | 2B | 3B | HR | RBI | SH | SF | HP | BB | SO | SB | CS | OBP  | SLG  | E |
|------|-------------|------|---|----|---|---|----|----|----|-----|----|----|----|----|----|----|----|------|------|---|
| 2018 | HOU vs. CLE | .333 | 1 | 3  | 2 | 1 | 0  | 0  | 0  | 0   | 0  | 0  | 0  | 2  | 1  | 0  | 0  | .600 | .333 | 0 |
| 2020 | OAK vs. CWS |      |   |    |   |   |    |    |    |     |    |    |    |    |    |    |    |      |      |   |

(On roster — did not play)

### DIVISION SERIES RECORD

| Year | Club/Opp.   | AVG. | G | AB | R | H | 2B | 3B | HR | RBI | SH | SF | HP | BB | SO | SB | CS | OBP  | SLG  | E |
|------|-------------|------|---|----|---|---|----|----|----|-----|----|----|----|----|----|----|----|------|------|---|
| 2018 | HOU vs. CLE | .333 | 1 | 3  | 2 | 1 | 0  | 0  | 0  | 0   | 0  | 0  | 0  | 2  | 1  | 0  | 0  | .600 | .333 | 0 |
| 2020 | OAK vs. HOU |      |   |    |   |   |    |    |    |     |    |    |    |    |    |    |    |      |      |   |

(On roster — did not play)

### CHAMPIONSHIP SERIES RECORD

| Year | Club/Opp.   | AVG. | G | AB | R | H | 2B | 3B | HR | RBI | SH | SF | HP | BB | SO | SB | CS | OBP  | SLG  | E |
|------|-------------|------|---|----|---|---|----|----|----|-----|----|----|----|----|----|----|----|------|------|---|
| 2018 | HOU vs. BOS | .273 | 5 | 11 | 1 | 3 | 1  | 0  | 1  | 1   | 0  | 0  | 0  | 3  | 2  | 0  | 0  | .429 | .636 | 0 |

### KEMP'S CAREER BESTS

**Hits:** 3 (seven times), last: August 15, 2020 at San Francisco

**Home Runs:** 1 (15 times), September 21, 2019 vs. St. Louis

**Runs Batted In:** 5, May 22, 2018 vs. San Francisco

**Stolen Bases:** 2, July 8, 2018 vs. Chicago (AL)

**Hitting Streak:** 4 (six times), last: August 22 to 25, 2020

**Hitless Streak (At Bats):** 19, September 18 to 29, 2018

**Game Ending RBI:** 1, April 27, 2019 vs. Cleveland (home run)

**Grand Slams:** None

**Pinch-Hit Home Runs:** 2, September 21, 2019 vs. St. Louis (Giovanny Gallegos); April 27, 2019 vs. Cleveland (Adam Cimber)

**Inside-The-Park Home Runs:** None

**Lead Off Home Runs:** None



**LEFT-HANDED PITCHER****Height/Weight:** 6-3 / 215**Bats/Throws:** Left / Left**Birthdate:** January 14, 1989**Opening Day Age:** 32**Birthplace/Resides:** Baltimore Maryland / Odenton, Maryland**Major League Service:** 2 years, 120 days**Obtained:** Acquired from the Los Angeles Dodgers with Cody Thomas for Sheldon Neuse and Gus Varland, February 12, 2021**Contract Status:** First year of a one-year contract through 2021 [Updated Stats](#)**CAREER HIGHLIGHTS**

Is 11-3 with four saves and a 3.32 ERA in 143 career relief appearances in four seasons in the majors with Tampa Bay (2017-19) and Los Angeles-NL (2019-20)...was originally selected by New York (NL) in the 11th round of the 2010 First-Year Player Draft and spent time in the Orioles and Braves organizations before making his debut with the Rays in 2017 after 320 games over eight seasons in the minors...was dealt to the Dodgers at the 2019 trading deadline and went 5-0 with a 0.88 ERA in 46 relief appearances with Los Angeles...was named to the Florida State League Postseason All-Star Team in 2012...pitched for Surprise in the Arizona Fall League in 2012.

**2020 HIGHLIGHTS**

Went 3-0 with a 0.95 ERA in 20 relief appearances over three stints with the World Champion Los Angeles Dodgers...his ERA was second lowest among relievers in the West divisions to the A's Jake Diekman (0.42)...tied for fifth among West relievers in wins...held the opposition to a .164 batting average and issued just four walks for a .208 on-base percentage...yielded just two extra bases (one double, one home run) for a .224 slugging percentage...had a .432 opponents OPS...his opponents' batting average broke down to .077 (3-for-39) against left-handed hitters compared to .286 (8-for-28) against right-handers...surrendered his only home run and issued three of his four walks to righties for a .737 OPS...had a .203 OPS against lefties...his career splits are .176 with a .465 OPS against left-handed hitters, .297 with a .835 OPS against right-handers...allowed a .190 average with runners in scoring position...first batters faced were 2-for-19 (.105) with a walk for a .150 on-base percentage...the on-base percentage was fifth lowest among relievers in the West...allowed 4-of-14 (28.6%) inherited runners to score...did not allow a run in 11 games (12.0 innings) at home, seven interleague appearances (6.0 ip) and three outings (2.2 ip) during the day...now has a 14.2-inning scoreless streak at home dating back to Sept. 3, 2019...did not allow a run in 18 of his 20 appearances...tossed at least one inning 10 times...was on the Opening Day roster for Los Angeles (NL) and was the winning pitcher in the Dodgers 8-1 victory over San Francisco that day...struck out a season-high two in 1.2 scoreless innings of relief...had four scoreless outings in July (3.1 ip, 2 h, 0 bb, 3 so) before he was optioned to the Dodgers alternate site on Aug. 5...recalled for his second stint on Aug. 10, tossed a season-high 2.0 scoreless innings the next day against San Diego and was sent back to the alternate camp following the game...brought back for good on Aug. 17 and posted a 1.32 ERA over his final 15 appearances...did not allow a run in six games (7.1 ip) in August and now has a 0.33 ERA (1 er in 27.2 ip) in 28 career appearances in the month...allowed his first run of the season Sept. 8 at Arizona, snapping his career-high scoreless streak at 14.2 innings dating back to Sept. 12, 2019...it ended a season-opening 12-game, 12.1-inning scoreless streak...was credited with his third win of the season Sept. 16 at San Diego, despite issuing two of his four walks on the season in that game...it extended his career-best winning streak to six games...allowed his only home run of the year the next day at Colorado...earned his only save of the season and the fourth of his career in his final regular season appearance on Sept. 26 against Los Angeles (0.2 ip, 1 h)...then made four postseason appearances, allowing five runs on nine hits and three walks in 3.1 innings (13.50 ERA)...had one outing in the NLDS against San Diego (Game 3), two in the NLCS against Atlanta (Games 2 and 3) and his lone scoreless outing in Game 4 of the World Series against Tampa Bay (0.2 ip, 1 bb, 1 so)...was on the roster for the NLWCS but did not pitch.

## CAREER

**2019**—Went 6-3 with a save, 17 holds and a 3.27 ERA in 80 games with the Rays and the Dodgers...allowed only one earned run in 11.2 innings with Los Angeles after being acquired from Tampa Bay on July 31...as a member of the Dodgers, he posted a 2-0 record with a 0.77 ERA while holding batters to a .209 average...allowed only 19.6% of inherited runners to score (9-of-46), the seventh best percentage among relievers in the Major Leagues...ranked third among big league relievers in ground ball percentage (66.9)...made a career-high 17 appearances from Aug. 4-Sept. 8 in which he did not allow an earned run...posted a 2-0 record with six strikeouts during that time...saw his first career postseason action, tossing 1.0 scoreless inning of relief across three games during the NLDS against Washington...faced Juan Soto in each of his three appearances, striking out the Dominican slugger on two occasions.

**2018**—Made 31 appearances over two stints with the Rays...was on the active roster from July 6-23 and Aug. 3 through the end of the season...posted a 1.93 ERA over his last 26 appearances, spanning two stints from July 22 through season's end...logged a 12.79 ERA in his first five games...recorded a 3.38 ERA in 16 games at home and a 4.60 ERA in 15 appearances on the road...on Aug. 16 at New York (AL), he inherited the bases loaded with no outs in the ninth inning and retired all three batters faced for his first career save...according to Stats LLC, became the first pitcher in club history to enter with no outs in the ninth inning or later and the bases loaded, strand all three inherited runners, and record the save...he was the first pitcher to do that in the majors since the Cardinals Jason Motte on May 9, 2012 at Arizona and the first pitcher to do that for his first career save since the Yankees Todd Erdos on April 17, 2000 at Texas...on Sept. 1 at Cleveland, induced a game-ending groundout on his only pitch thrown for the save...it was the sixth time in Rays' franchise history a pitcher threw one pitch and recorded the save, but the first time it happened on the road.

**2017**—Made 12 appearances over two stints with the Rays: June 28-July 27 and Sept. 1-3...made his Major League debut on June 29 at Pittsburgh after 320 appearances across eight minor league seasons...his first career pitch was a seventh-inning called strike and led to an inning-ending caught stealing at third base...was credited with his first career win July 18 at Oakland, recording the final out of the eighth inning before the Rays took the lead...was outrighted off the 40-man roster following the season and re-signed to a minor league contract on Nov. 6...was a non-roster invitee to Spring Training with Atlanta...was released on March 24 and signed with the Rays three days later.

**2016**—Split his first season in the Rays organization between Double-A Montgomery and Triple-A Durham, going 3-4 with a 3.13 ERA...limited lefties to a .143 average

**2015**—Spent the entire season with Double-A Binghamton...tied for fourth in the Eastern League with 51 appearances...pitched for the Gigantes de Carolina in the Puerto Rican League for a second consecutive year...signed a minor league contract with the Orioles on Oct. 23 but was selected by the Rays in the Triple-A phase of the Rule 5 Draft.

**2014**—In 48 games with Double-A Binghamton, he posted a 1-2 record with a 6.07 ERA and a 1.74 WHIP.

**2013**—Was promoted to Triple-A Las Vegas, allowing five earned runs in 4.0 innings across two games with the 51s...spent the majority of the season with Double-A Binghamton, going 3-3 with a 1.71 ERA in 44 games, limiting opponents to a .204 average while posting a 1.10 WHIP.

**2012**—Combined to go 3-3 with a 2.70 ERA and 19 saves between Single-A St. Lucie and Double-A Binghamton...tied for second among Mets minor leaguers in saves...earned Florida State League Midseason and Postseason All-Star honors and his 18 saves in the FSL ranked fifth in the league...named to the Mets Organizational All-Star Team by MiLB.com...pitched to a 2.92 ERA in nine appearances with the Surprise Saguaros in the Arizona Fall League.

**2011**—Was unbeaten (7-0) in 21 appearances, including one start with Single-A Savannah...made five appearances spanning 7.1 innings with St. Lucie to start the season...combined for a 2.85 ERA.

**2010**—Combined for a 2-1 record and a 3.13 ERA in 22 relief appearances in his first professional season with Rookie Kingsport and Short Season Single-A Brooklyn.

**PERSONAL/MISCELLANEOUS**

Adam John Kolarek...is married, Melani...attended the University of Maryland...his father, Frank, was a catcher in the A's organization from 1976-79, reaching the Triple-A level in his last season.

**LIFETIME PITCHING RECORD**

| Year                       | Club               | W         | L         | ERA         | G          | GS       | CG       | SHO      | SV        | IP           | H          | R          | ER         | HR        | HB        | BB         | IBB       | SO         | WP        | BK       |
|----------------------------|--------------------|-----------|-----------|-------------|------------|----------|----------|----------|-----------|--------------|------------|------------|------------|-----------|-----------|------------|-----------|------------|-----------|----------|
| 2010                       | Brooklyn Kingsport | 2         | 1         | 2.89        | 17         | 0        | 0        | 0        | 1         | 28.0         | 16         | 11         | 9          | 3         | 1         | 14         | 0         | 30         | 2         | 0        |
|                            | Savannah           | 0         | 0         | 3.86        | 5          | 0        | 0        | 0        | 0         | 9.1          | 3          | 4          | 4          | 1         | 1         | 3          | 0         | 15         | 0         | 0        |
| 2011                       | St. Lucie          | 7         | 0         | 2.22        | 21         | 1        | 0        | 0        | 5         | 52.2         | 41         | 16         | 13         | 1         | 6         | 19         | 1         | 55         | 2         | 0        |
|                            | St. Lucie          | 0         | 1         | 7.36        | 5          | 0        | 0        | 0        | 0         | 7.1          | 13         | 6          | 6          | 0         | 0         | 4          | 0         | 3          | 0         | 0        |
| 2012                       | Binghamton         | 2         | 0         | 5.68        | 6          | 0        | 0        | 0        | 1         | 6.1          | 10         | 4          | 4          | 2         | 0         | 4          | 1         | 8          | 1         | 0        |
|                            | St. Lucie          | 1         | 3         | 2.37        | 44         | 0        | 0        | 0        | 18        | 57.0         | 49         | 18         | 15         | 3         | 2         | 21         | 3         | 70         | 6         | 0        |
| 2013                       | Binghamton         | 3         | 3         | 1.71        | 44         | 0        | 0        | 0        | 1         | 63.0         | 47         | 15         | 12         | 3         | 2         | 22         | 1         | 63         | 3         | 0        |
|                            | Las Vegas          | 0         | 0         | 11.25       | 2          | 0        | 0        | 0        | 0         | 4.0          | 5          | 5          | 5          | 0         | 2         | 3          | 0         | 1          | 0         | 0        |
| 2014                       | Binghamton         | 1         | 2         | 6.07        | 48         | 0        | 0        | 0        | 2         | 56.1         | 77         | 45         | 38         | 2         | 6         | 21         | 1         | 43         | 2         | 0        |
| 2015                       | Binghamton         | 2         | 4         | 4.43        | 51         | 1        | 0        | 0        | 1         | 67.0         | 59         | 35         | 33         | 4         | 3         | 28         | 1         | 61         | 5         | 0        |
| 2016                       | Montgomery Durham  | 3         | 2         | 3.32        | 13         | 0        | 0        | 0        | 0         | 19.0         | 14         | 13         | 7          | 0         | 2         | 12         | 0         | 17         | 2         | 0        |
|                            | Durham             | 0         | 2         | 3.05        | 34         | 0        | 0        | 0        | 2         | 41.1         | 28         | 15         | 14         | 1         | 4         | 23         | 0         | 46         | 2         | 0        |
| 2017                       | TAMPA BAY          | 1         | 0         | 6.48        | 12         | 0        | 0        | 0        | 0         | 8.1          | 9          | 6          | 6          | 2         | 4         | 4          | 2         | 4          | 1         | 0        |
|                            | Durham             | 3         | 4         | 1.65        | 41         | 0        | 0        | 0        | 2         | 43.2         | 37         | 9          | 8          | 0         | 3         | 16         | 1         | 46         | 3         | 0        |
| 2018                       | TAMPA BAY          | 1         | 0         | 3.93        | 31         | 0        | 0        | 0        | 2         | 34.1         | 38         | 15         | 15         | 0         | 1         | 5          | 1         | 19         | 0         | 0        |
|                            | Durham             | 5         | 1         | 1.61        | 31         | 1        | 0        | 0        | 4         | 44.2         | 35         | 8          | 8          | 1         | 2         | 12         | 1         | 52         | 1         | 0        |
| 2019                       | TAMPA BAY          | 4         | 3         | 3.95        | 54         | 0        | 0        | 0        | 1         | 43.1         | 39         | 19         | 19         | 6         | 3         | 14         | 4         | 36         | 1         | 0        |
|                            | LOS ANGELES (NL)   | 2         | 0         | 0.77        | 26         | 0        | 0        | 0        | 0         | 11.2         | 9          | 3          | 1          | 1         | 0         | 2          | 0         | 9          | 0         | 0        |
| 2020                       | LOS ANGELES (NL)   | 3         | 0         | 0.95        | 20         | 0        | 0        | 0        | 1         | 19.0         | 11         | 2          | 2          | 1         | 0         | 4          | 0         | 13         | 2         | 0        |
| <b>Major League Totals</b> |                    | <b>11</b> | <b>3</b>  | <b>3.32</b> | <b>143</b> | <b>0</b> | <b>0</b> | <b>0</b> | <b>4</b>  | <b>116.2</b> | <b>106</b> | <b>45</b>  | <b>43</b>  | <b>10</b> | <b>8</b>  | <b>29</b>  | <b>7</b>  | <b>81</b>  | <b>4</b>  | <b>0</b> |
| <b>Minor League Totals</b> |                    | <b>29</b> | <b>23</b> | <b>3.17</b> | <b>362</b> | <b>3</b> | <b>0</b> | <b>0</b> | <b>37</b> | <b>499.2</b> | <b>434</b> | <b>204</b> | <b>176</b> | <b>21</b> | <b>35</b> | <b>202</b> | <b>10</b> | <b>510</b> | <b>29</b> | <b>0</b> |

**CAREER TRANSACTIONS**

**2010** — Selected by the New York Mets organization in the 11th round of the First-Year Player Draft. **2015** — Released, October 5; signed by the Baltimore Orioles to a minor league contract, October 23. Selected by the Tampa Bay Rays in the Triple-A portion of the Rule 5 draft, December 10. **2016** — Elected free agency, November 7; signed by the Atlanta Braves to a minor league contract, November 17. **2017** — Released, March 24; signed by the Tampa Bay Rays to a minor league contract, March 27. **2019** — Traded to the Los Angeles Dodgers for minor league outfielder Niko Hulsizer, July 31. **2021** — Traded to the Oakland Athletics with minor league outfielder Cody Thomas for infielder Sheldon Neuse and minor league pitcher Gus Varland, February 12.

**WILD CARD SERIES RECORD**

| Year | Club/Opp.   | W | L | ERA | G | GS | CG | SHO | SV | IP | H | R | ER | HR | HB | BB | IBB | SO | WP | BK |
|------|-------------|---|---|-----|---|----|----|-----|----|----|---|---|----|----|----|----|-----|----|----|----|
| 2020 | LAD vs. MIL |   |   |     |   |    |    |     |    |    |   |   |    |    |    |    |     |    |    |    |

(Did not pitch)

**DIVISION SERIES RECORD**

| Year          | Club/Opp.   | W        | L        | ERA          | G        | GS       | CG       | SHO      | SV       | IP         | H        | R        | ER       | HR       | HB       | BB       | IBB      | SO       | WP       | BK       |
|---------------|-------------|----------|----------|--------------|----------|----------|----------|----------|----------|------------|----------|----------|----------|----------|----------|----------|----------|----------|----------|----------|
| 2019          | LAD vs. WAS | 0        | 0        | 0.00         | 3        | 0        | 0        | 0        | 0        | 1.0        | 0        | 0        | 0        | 0        | 0        | 0        | 0        | 2        | 0        | 0        |
| 2020          | LAD vs. SD  | 0        | 0        | 27.00        | 1        | 0        | 0        | 0        | 0        | 0.2        | 3        | 2        | 2        | 0        | 0        | 2        | 1        | 0        | 0        | 0        |
| <b>Totals</b> |             | <b>0</b> | <b>0</b> | <b>10.80</b> | <b>4</b> | <b>0</b> | <b>0</b> | <b>0</b> | <b>0</b> | <b>1.2</b> | <b>3</b> | <b>2</b> | <b>2</b> | <b>0</b> | <b>0</b> | <b>2</b> | <b>1</b> | <b>2</b> | <b>0</b> | <b>0</b> |

**LEAGUE CHAMPIONSHIP SERIES RECORD**

| Year | Club/Opp.   | W | L | ERA   | G | GS | CG | SHO | SV | IP  | H | R | ER | HR | HB | BB | IBB | SO | WP | BK |
|------|-------------|---|---|-------|---|----|----|-----|----|-----|---|---|----|----|----|----|-----|----|----|----|
| 2020 | LAD vs. ATL | 0 | 0 | 13.50 | 2 | 0  | 0  | 0   | 0  | 2.0 | 6 | 3 | 3  | 1  | 0  | 0  | 0   | 2  | 0  | 0  |

**WORLD SERIES RECORD**

| Year | Club/Opp.  | W | L | ERA  | G | GS | CG | SHO | SV | IP  | H | R | ER | HR | HB | BB | IBB | SO | WP | BK |
|------|------------|---|---|------|---|----|----|-----|----|-----|---|---|----|----|----|----|-----|----|----|----|
| 2020 | LAD vs. TB | 0 | 0 | 0.00 | 1 | 0  | 0  | 0   | 0  | 0.2 | 0 | 0 | 0  | 0  | 0  | 1  | 0   | 1  | 0  | 0  |

## KOLAREK'S CAREER BESTS

**Low Hit Complete Game:** None

**Innings Pitched:** 3.0, June 27, 2019 at Minnesota

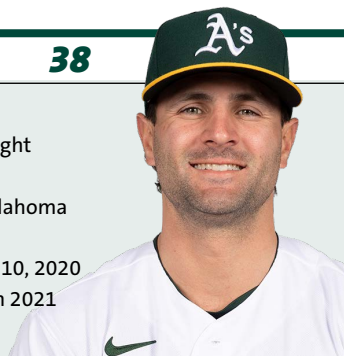
**Strikeouts:** 3 (three times), last: July 2, 2019 vs. Baltimore

**Pitches:** 40, July 10, 2018 vs. Detroit

**Longest Winning Streak:** 6, July 30, 2019 to present

**Longest Losing Streak:** 2, May 8 to June 12, 2019

**Longest Scoreless Streak:** 14.2, September 12, 2019 to September 6, 2020

**INFIELDER****Height/Weight:** 6-0 / 190**Bats/Throws:** Right / Right**Birthdate:** April 11, 1988**Opening Day Age:** 32**Birthplace/Resides:** Tulsa, Oklahoma / Broken Arrow, Oklahoma**Major League Service:** 3 years, 94 days**Obtained:** Signed to a minor league contract, November 10, 2020**Contract Status:** First year of a one-year contract through 2021[Updated Stats](#)**NON-ROSTER INVITEE****CAREER HIGHLIGHTS**

Has played in 341 games in seven seasons in the majors with St. Louis (2011-15), New York-AL (2017), Texas (2017) and Detroit (2018) and is a .215 career hitter with five home runs and 62 RBI...has played in 235 games at shortstop, 43 at second base, 34 at third base, five at first base and two in left field...played in 29 postseason games for St. Louis from 2012-14 and hit .171 with a home run and nine RBI...is a .234 hitter with 58 home runs and 444 RBI in 1100 games in 11 seasons in the minors...played every position except catcher and center field with his most playing time coming at shortstop (802 games)...played in the Australian Baseball League in 2018 and 2019...played for Surprise in the Arizona Fall League in 2010.

**2020 HIGHLIGHTS**

Was a non-roster invitee with Atlanta during Spring Training and hit .167 in 14 games...was added to the Braves 60-man player pool on June 29 but did not play in 2020.

**CAREER**

**2019**—Spent the entire season with Triple-A Toledo and hit .263 with seven home runs, 51 RBI and 44 runs scored in 88 games...in 40 games after the All-Star Break, hit .293 with five home runs and 18 RBI...had a .977 OPS against left-handed pitching with twice as many walks (12) as strikeouts (6)...had a .398 on-base percentage and a .580 slugging percentage...had appearances at five different positions...spent the majority of his time at second base (59 games)...also played shortstop (24 games), first base (four games), third base (four games) and pitched in relief (one game, 2.0 ip)...had four errors in 350 chances (.989)...missed a week of action with a right wrist sprain...was sidelined from June 4-11...hit .224 with three home runs and 19 RBI in 40 games for Perth in the Australian Baseball League following the season.

**2018**—Spent most of the season with Triple-A Toledo, appearing in 83 games...also played in 27 games with Detroit...homered in his first at-bat as a Tiger on May 9 at Texas...it was his first homer since May 21, 2017, when he homered at Detroit as a member of the Rangers...recorded at least one RBI in each of his first five games as a Tiger, the longest streak to begin a Detroit tenure since Dale Alexander had seven straight games with at least one RBI in 1929...tripled in the eighth inning on September 22 vs. Kansas City...it was his first triple since Sept. 21, 2012 at Chicago (NL)...played for Perth in Australia following the season and hit .291 with four home runs and 18 RBI in 39 games...added 22 walks for a .385 on-base percentage.

**2017**—Began the season in the New York Yankees organization, before being claimed off waivers by Texas on April 30...had a pair of hits, including a home run, on May 21 at Detroit...it was his first home run since April 2, 2013 at Arizona.

**2016**—Spent the entire season with Triple-A Scranton/Wilkes-Barre, playing in 130 games...committed just 15 errors in 537 total chances (.972 fielding percentage), while playing all four infield positions...posted five straight multi-hit games from July 17-21.

**2015**—Appeared in 76 games with St. Louis...played five different positions during the season, seeing time at shortstop (31 games), second base (17 games), third base (13 games), first base (1 game) and left field (1 game)...collected a season-high three hits on June 25 at Miami.

**2014**—Made the Opening Day roster for the Cardinals, but spent most of the season with Triple-A Memphis...led all Triple-A shortstops with a .977 fielding percentage, committing just 10 errors in 458 total chances...posted a season-high four hits and drove in four runs on Aug. 14 at Albuquerque...played in 29 games with Triple-A Memphis in August, hitting .300 with 15 runs scored, six doubles, four home runs and 20 RBI...appeared in two games during the National League Division Series vs. Los Angeles (NL), going 0-for-5.

**2013**—Appeared in a career-high 143 games with St. Louis...led National League shortstops with 98 double plays turned and ranked second with a .984 fielding percentage, committing nine errors in 569 total chances...ranked second among Major League rookies in games played and fifth in walks (34)...went 4-for-4 with two runs scored, three doubles and three RBI on May 26 at Los Angeles (NL), setting career highs in hits and doubles, while accounting for all five runs in the Cardinals 5-3 win...it marked the first game by a Cardinals player with at least four hits and three doubles since Albert Pujols on Aug. 11, 2006 at Pittsburgh...played in 14 games during the Cardinals run to the World Series, batting .143 with three runs scored, one double and two RBI.

**2012**—Spent the majority of the season with Triple-A Memphis...belted a pair of home runs on May 24 at Tucson...was recalled by St. Louis on Aug. 31...recorded a straight steal of home on Sept. 23 at Chicago (NL), St. Louis' first since Kerry Robinson in 2002...hit his first career Major League home run on Sept. 23 at Chicago (NL) off Justin Germano, a solo homer in the sixth inning...played in 22 games with the Cardinals in September, hitting .349 with five doubles, three triples, two home runs and 14 RBI...ranked sixth in the National League in slugging percentage during the month and eighth in batting average...started at shortstop for all 13 postseason games, batting .214 with a .353 on-base percentage, eight runs scored, one home run and seven RBI...hit a tie-breaking, two-run single in the top of the ninth inning in the Cardinals 9-7, NLDS-clinching Game 5 win at Washington...rated as the best defensive infielder in the Cardinals organization by *Baseball America* following the season.

**2011**—Saw his first Major League action with St. Louis, while spending the majority of the season with Triple-A Memphis...collected a season-high four hits May 15 vs. Fresno...made his ML debut May 18 vs. Houston, hitting a pinch-hit RBI double off Bud Norris in his first career plate appearance...rated as possessing the best infield arm in the Cardinals system by *Baseball America* following the season..

**2010**—Spent the entire season with Double-A Springfield, appearing in 132 games...led all Texas League shortstops with 132 games played, 655 total chances, 201 putouts, 420 assists and 100 double plays turned...named TL Player of the Week for the week ending May 9, hitting .355/.355/.645 with four runs scored, three doubles, two home runs and 10 RBI...recorded his first career multi-homer game on Aug. 18 at Corpus Christi, going 4-for-5 with two homers and three RBI...played in 17 games with the Surprise Rafters in the Arizona Fall League, batting .269.

**2009**—Combined to play in 131 games between Single-A Palm Beach and Double-A Springfield...named to the Texas League Midseason All-Star team...selected TL Player of the Week for the week ending June 14 after hitting .455/.458/.864 with three runs scored, four doubles, one triple, one home run and six RBI in seven games...rated as the best defensive shortstop in the TL by *Baseball America* following the season.

**2008**—Split the season between Single-A Quad Cities and Single-A Palm Beach...selected to the Midwest League Midseason All-Star team...ranked as the 10th-best prospect in the Cardinals organization *Baseball America* following the season...also rated as the best defensive infielder in the Cardinals system by the publication.

**2007**—Completed his first season of professional baseball, appearing in 42 games between the GCL Cardinals, Rookie-level Johnson City and Single-A Batavia...ranked as the seventh-best pros-

pect in the Cardinals system and the Appalachian League by *Baseball America* following the season...also rated as the best defensive infielder in the Cardinals organization by the publication.

**PERSONAL/MISCELLANEOUS**

Peter M. Kozma...was an All-American at Owasso (OK) High School...had a three-homer game in the Oklahoma state 6-A playoffs...helped Owasso to a state title, hitting a solo home run in the championship game, the only run of a 1-0 win.

| LIFETIME PLAYING RECORD |               |   |      |      |     |     |     |    |    |     |    |    |    |     |     |    |    |      |      |     |
|-------------------------|---------------|---|------|------|-----|-----|-----|----|----|-----|----|----|----|-----|-----|----|----|------|------|-----|
| Year                    | Club          | AVG   | G    | AB   | R   | H   | 2B  | 3B | HR | RBI | SH | SF | HP | BB  | SO  | SB | CS | OBP  | SLG  | E   |
| 2007                    | Johnson City  | .264  | 30   | 106  | 16  | 28  | 8   | 0  | 2  | 9   | 0  | 0  | 2  | 12  | 21  | 3  | 2  | .350 | .396 | 12  |
|                         | GCL Cardinals | .154  | 4    | 13   | 4   | 2   | 0   | 0  | 0  | 0   | 0  | 0  | 0  | 2   | 2   | 0  | 0  | .267 | .154 | 1   |
|                         | Batavia       | .148  | 8    | 27   | 1   | 4   | 0   | 1  | 0  | 2   | 0  | 0  | 0  | 1   | 7   | 1  | 1  | .179 | .222 | 9   |
| 2008                    | Quad Cities   | .284  | 99   | 377  | 58  | 107 | 20  | 4  | 5  | 40  | 1  | 6  | 5  | 45  | 69  | 12 | 5  | .363 | .398 | 18  |
|                         | Palm Beach    | .130  | 24   | 77   | 4   | 10  | 4   | 0  | 0  | 10  | 3  | 3  | 1  | 10  | 27  | 0  | 1  | .231 | .182 | 4   |
| 2009                    | Palm Beach    | .315  | 18   | 73   | 8   | 23  | 5   | 0  | 0  | 8   | 0  | 2  | 1  | 8   | 16  | 1  | 0  | .381 | .384 | 9   |
|                         | Springfield   | .216  | 113  | 407  | 52  | 88  | 15  | 3  | 6  | 37  | 4  | 5  | 1  | 42  | 88  | 4  | 2  | .288 | .312 | 25  |
| 2010                    | Springfield   | .243  | 132  | 503  | 69  | 122 | 28  | 2  | 13 | 72  | 7  | 3  | 1  | 56  | 111 | 13 | 2  | .318 | .384 | 34  |
| 2011                    | Memphis       | .214  | 112  | 398  | 48  | 85  | 17  | 2  | 3  | 47  | 5  | 6  | 3  | 36  | 91  | 2  | 2  | .280 | .289 | 14  |
|                         | ST. LOUIS     | .176  | 16   | 17   | 2   | 3   | 1   | 0  | 0  | 1   | 1  | 0  | 0  | 4   | 4   | 0  | 0  | .333 | .235 | 0   |
| 2012                    | Memphis       | .232  | 131  | 448  | 61  | 104 | 16  | 3  | 11 | 63  | 4  | 7  | 0  | 41  | 74  | 7  | 4  | .292 | .355 | 17  |
|                         | ST. LOUIS     | .333  | 26   | 72   | 11  | 24  | 5   | 3  | 2  | 14  | 1  | 2  | 0  | 7   | 19  | 2  | 0  | .383 | .569 | 3   |
| 2013                    | ST. LOUIS     | .217  | 143  | 410  | 44  | 89  | 20  | 0  | 1  | 35  | 1  | 3  | 0  | 34  | 91  | 3  | 1  | .275 | .273 | 9   |
| 2014                    | ST. LOUIS     | .304  | 14   | 23   | 4   | 7   | 3   | 0  | 0  | 0   | 0  | 0  | 0  | 3   | 4   | 0  | 0  | .385 | .435 | 0   |
|                         | Memphis       | .248  | 117  | 379  | 59  | 94  | 23  | 0  | 8  | 54  | 7  | 3  | 7  | 41  | 61  | 10 | 7  | .330 | .372 | 15  |
| 2015                    | ST. LOUIS     | .152  | 76   | 99   | 15  | 15  | 0   | 0  | 0  | 2   | 1  | 0  | 1  | 10  | 21  | 3  | 1  | .236 | .152 | 4   |
| 2016                    | Scranton/WB   | .209  | 130  | 445  | 48  | 93  | 19  | 0  | 2  | 32  | 3  | 3  | 6  | 31  | 91  | 11 | 4  | .268 | .265 | 15  |
| 2017                    | NEW YORK (AL) | .111  | 11   | 9    | 2   | 1   | 0   | 0  | 0  | 0   | 0  | 0  | 0  | 1   | 2   | 0  | 0  | .200 | .111 | 1   |
|                         | TEXAS         | .111  | 28   | 36   | 4   | 4   | 0   | 0  | 1  | 2   | 1  | 0  | 2  | 2   | 18  | 0  | 1  | .200 | .194 | 2   |
|                         | Round Rock    | .300  | 11   | 40   | 8   | 12  | 4   | 0  | 0  | 2   | 0  | 0  | 0  | 2   | 8   | 1  | 0  | .333 | .400 | 0   |
| 2018                    | Toledo        | .203  | 83   | 271  | 23  | 55  | 18  | 2  | 1  | 17  | 0  | 3  | 3  | 19  | 52  | 6  | 1  | .260 | .295 | 3   |
|                         | DETROIT       | .217  | 27   | 69   | 7   | 15  | 4   | 1  | 1  | 8   | 1  | 1  | 0  | 2   | 15  | 0  | 1  | .236 | .348 | 0   |
| 2019                    | Toledo        | .263  | 88   | 278  | 44  | 73  | 17  | 2  | 7  | 51  | 1  | 7  | 4  | 32  | 49  | 2  | 0  | .340 | .414 | 4   |
| 2020                    |               | (Minor League Season Canceled — Did Not Play) |      |      |     |     |     |    |    |     |    |    |    |     |     |    |    |      |      |     |
| Major League Totals     |               | .215  | 341  | 735  | 89  | 158 | 33  | 4  | 5  | 62  | 6  | 6  | 3  | 63  | 174 | 8  | 4  | .278 | .291 | 19  |
| Minor League Totals     |               | .234  | 1100 | 3842 | 503 | 900 | 194 | 19 | 58 | 444 | 35 | 48 | 34 | 378 | 767 | 73 | 31 | .305 | .340 | 180 |

**CAREER TRANSACTIONS**

**2007** — Selected by the St. Louis Cardinals organization in the 1st round (18th selection overall) of the First-Year Player Draft. **2015** — Elected free agency, November 6; signed by the New York Yankees to a minor league contract, November 30. **2017** — Claimed off waivers by Texas, April 30. Released, August 13. **2018** — Signed by the Detroit Tigers to a minor league contract, January 3. Elected free agency, October 24; re-signed by Detroit to a minor league contract, November 1. **2019** — Elected free agency, November 4; signed by the Atlanta Braves to a minor league contract, November 19. **2020** — Elected free agency, November 1, signed by the Oakland Athletics to a minor league contract, November 10.

**WILD CARD RECORD**

| Year | Club/Opp.   | AVG. | G | AB | R | H | 2B | 3B | HR | RBI | SH | SF | HP | BB | SO | SB | CS | OBP  | SLG  | E |
|------|-------------|------|---|----|---|---|----|----|----|-----|----|----|----|----|----|----|----|------|------|---|
| 2012 | STL vs. ATL | .000 | 1 | 4  | 1 | 0 | 0  | 0  | 0  | 0   | 0  | 0  | 0  | 0  | 2  | 0  | 0  | .000 | .000 | 0 |

**DIVISION SERIES RECORD**

| Year          | Club/Opp.    | AVG.        | G         | AB        | R        | H        | 2B       | 3B       | HR       | RBI      | SH       | SF       | HP       | BB       | SO        | SB       | CS       | OBP         | SLG         | E        |
|---------------|--------------|-------------|-----------|-----------|----------|----------|----------|----------|----------|----------|----------|----------|----------|----------|-----------|----------|----------|-------------|-------------|----------|
| 2012          | STL vs. WSH  | .250        | 5         | 16        | 4        | 4        | 1        | 0        | 1        | 5        | 0        | 0        | 1        | 5        | 5         | 0        | 0        | .455        | .500        | 1        |
| 2013          | STL vs. PIT. | .400        | 4         | 10        | 1        | 4        | 1        | 0        | 0        | 1        | 0        | 0        | 0        | 1        | 2         | 1        | 0        | .455        | .500        | 1        |
| 2014          | STL vs. LA   | .000        | 2         | 5         | 0        | 0        | 0        | 0        | 0        | 0        | 0        | 0        | 0        | 0        | 3         | 0        | 0        | .000        | .000        | 0        |
| <b>Totals</b> |              | <b>.258</b> | <b>11</b> | <b>31</b> | <b>5</b> | <b>8</b> | <b>2</b> | <b>0</b> | <b>1</b> | <b>6</b> | <b>0</b> | <b>0</b> | <b>1</b> | <b>6</b> | <b>10</b> | <b>1</b> | <b>0</b> | <b>.395</b> | <b>.419</b> | <b>2</b> |

**CHAMPIONSHIP SERIES RECORD**

| Year          | Club/Opp.  | AVG.           | G         | AB        | R        | H        | 2B       | 3B       | HR       | RBI      | SH       | SF       | HP       | BB       | SO        | SB       | CS       | OBP         | SLG         | E        |
|---------------|------------|----------------|-----------|-----------|----------|----------|----------|----------|----------|----------|----------|----------|----------|----------|-----------|----------|----------|-------------|-------------|----------|
| 2012          | STL vs. SF | .227           | 7         | 22        | 3        | 5        | 1        | 0        | 0        | 2        | 0        | 0        | 0        | 3        | 7         | 1        | 1        | .320        | .273        | 2        |
| 2013          | STL vs. LA | .067           | 6         | 15        | 1        | 1        | 0        | 0        | 0        | 1        | 0        | 0        | 1        | 3        | 4         | 0        | 0        | .263        | .067        | 0        |
| 2014          | STL vs. SF | (Did not play) |           |           |          |          |          |          |          |          |          |          |          |          |           |          |          |             |             |          |
| <b>Totals</b> |            | <b>.162</b>    | <b>13</b> | <b>37</b> | <b>4</b> | <b>6</b> | <b>1</b> | <b>0</b> | <b>0</b> | <b>3</b> | <b>0</b> | <b>0</b> | <b>1</b> | <b>6</b> | <b>11</b> | <b>1</b> | <b>1</b> | <b>.295</b> | <b>.189</b> | <b>2</b> |



## WORLD SERIES RECORD

| Year | Club/Opp.   | AVG. | G | AB | R | H | 2B | 3B | HR | RBI | SH | SF | HP | BB | SO | SB | CS | OBP  | SLG  | E |
|------|-------------|------|---|----|---|---|----|----|----|-----|----|----|----|----|----|----|----|------|------|---|
| 2013 | STL vs. BOS | .000 | 4 | 10 | 1 | 0 | 0  | 0  | 0  | 0   | 1  | 0  | 0  | 0  | 1  | 1  | 0  | .000 | .000 | 2 |

## KOZMA'S CAREER BESTS

**Hits:** 4, May 26, 2013 at Los Angeles (NL)

**Home Runs:** 1 (five times), last: May 9, 2018 at Texas (Note: Also had one in Game 3 of the 2012 NLDS at Washington)

**Runs Batted In:** 3 (three times), last: June 7, 2013 at Cincinnati (Note: Also had three in Game 3 of the 2012 NLDS at Washington)

**Stolen Bases:** 1 (eight times), last: October 2, 2015 at Atlanta (Note: Also has three one-steal games in the postseason)

**Hitting Streak:** 7, April 21 to 28, 2013

**Hitless Streak (At Bats):** 33, August 11 to September 1, 2013

**Game Ending RBI:** None

**Grand Slams:** None

**Pinch-Hit Home Runs:** None

**Inside-The-Park Home Runs:** None

**Lead Off Home Runs:** None

## OAKLAND ATHLETICS DAY/NIGHT DOUBLEHEADERS

| Date               | Opponent  | Site            | Day Game | Night Game        |
|--------------------|-----------|-----------------|----------|-------------------|
| August 10, 1971    | Boston    | Fenway Park     | W, 6-5   | W, 7-5            |
| July 22, 1972      | Boston    | Fenway Park     | W, 5-3   | L, 0-3            |
| July 17, 2000      | Colorado  | Coors Field     | W, 11-10 | L, 9-10 (10 inn.) |
| September 20, 2000 | Baltimore | Camden Yards    | L, 0-2   | W, 4-0            |
| August 27, 2011    | Boston    | Fenway Park     | L, 3-9   | L, 0-4            |
| April 2, 2014      | Cleveland | O.co Coliseum   | W, 6-1   | L, 4-6            |
| May 7, 2016        | Baltimore | Camden Yards    | W, 8-4   | L, 2-5            |
| June 8, 2019       | Texas     | Globe Life Park | L, 5-10  | L, 1-3            |



**OUTFIELDER**

**Height/Weight:** 5-11 / 203      **Bats/Throws:** Right / Right  
**Birthdate:** July 15, 1994      **Opening Day Age:** 26  
**Birthplace/Resides:** Santo Domingo, Dominican Republic / Santo Domingo, Dominican Republic  
**Major League Service:** 2 years, 59 days  
**Obtained:** Acquired from Houston for Brandon Bailey, Nov. 20, 2017  
**Contract Status:** First year of a one-year contract through 2021

[Updated Stats](#)

**CAREER HIGHLIGHTS**

Was originally selected by Houston in the 16th round of the 2014 draft and was traded to the A's following the 2017 season...made his Major League debut with Oakland in 2018 and batted .288 with 29 home runs and 86 RBI in 171 games over his first two season seasons...then hit .213 with six home runs and 25 RBI in 54 games in 2020...has 21 assists in 222 career games in the outfield...has played in 210 games in center field and 13 in right field...has started all nine of the A's postseason games over the last three years (eight in center field, one in right field)...batted .271 with 76 doubles, 22 triples, 45 home runs, 199 RBI and 100 stolen bases in 395 games over five seasons in the minors...led all of minor league baseball with a .428 on-base percentage in 2016...was also named to the California League All-Star team that season...played for Glendale in the Arizona Fall League in 2016.

**MOST ASSISTS,  
 OUTFIELDER,  
 AUG. 3, 2018-PRESENT**

- 21 Ramón Laureano
- 19 Teoscar Hernández
- 17 Hunter Renfroe
- 16 Jackie Bradley, Jr.
- 16 Tyler Naquin

**2020 HIGHLIGHTS**

After hitting .288 in each of his first two seasons, batted .213 with six home runs and 25 RBI in 54 games in the shortened 2020 season...walked 24 times and was hit by a pitch a career-high 12 times for a .338 on-base percentage...the hit by pitches were second most in the majors (Contreras, CHC) and tied for ninth most in a single season in Oakland history...tied for ninth in the majors in game winning RBI (6)...was batting .262 with three home runs, 12 RBI and an .859 OPS in 19 games before serving a four-game suspension from Aug. 14-17 for his actions in the A's game against the Astros on Aug. 9...hit .186 with three home runs, 13 RBI and a .616 OPS in 35 games following his return...batted .216 (30-for-139) with 21 of his 24 walks and 10 of his 12 hit by pitches against right-handers pitchers compared to .205 (9-for-44) against left-handers...his career splits are .271 against lefties, .270 against righties...his average improved to .278 with runners in scoring position and he was 7-for-16 (.438) with RISP and two outs...was 2-for-5 (.400) with four RBI with the bases loaded and is a .389 (7-for-18) hitter with a home run and 19 RBI with the bases full in his career...hit four of his six home runs with two outs...batted .278 with a .409 on-base percentage when leading off an inning and is a .325 career hitter in that situation with a .405 on-base percentage, .644 slugging percentage and 1.050 OPS...had a .161 batting average against a pitcher the first time he faced him in a game, .267 the second time and .346 after that...his career splits are .245, .328 and .309...started 53 games on defense, all in center field, and did not commit an error after making seven errors in 2019...his 146 total chances were second most in the majors among outfielders (Robert, CWS 154) but they were the most among outfielders with no errors...they were 10th most in Oakland history by an outfielder with no errors...led Major League outfielders in total chances per nine innings (2.94) and ranked second in putouts (144)...had just two assists, but now has 21 since making his ML debut on Aug. 3, 2018, which are the most in the majors among outfielders over that span ahead of Teoscar Hernández (19)...also made one start at designated hitter...started games in every spot in the order except fourth, fifth and ninth and saw his most action with a team-leading 28 starts batting second...hit .233 against the American League West, .160 against the National League West...now has a .175 career average in 24 interleague games.

**OAKLAND:** Made his second consecutive Opening Day start in center field on July 24 against Los Angeles (AL)...doubled, homered, drove in two runs, was hit by a pitch and scored a career-high tying three runs (third time)...tied the Oakland Opening Day record for runs scored (fourth time, last: Lance Blankenship, 1993)...struck out at least once in 18 consecutive games from July 28 to Aug. 20, which doubled the previous longest streak of his career (9, Aug. 11-23, 2018)...made his first and only career start at designated hitter July 29 against Colorado and went 0-for-3 with a walk...had three home runs and 10 RBI over his first 12 games through Aug. 5 but just three home runs and 15 RBI over his final 42 contests...hit safely in four consecutive games from Aug. 5-8 (4-for-14, .286), which was his longest hitting streak of the season...that put his overall average at .288 but he went 5-for-44 (.114) with no extra base hits over his next 13 games, which saw his average fall to a season-low .208...had eight walks and five hit by pitches over that span for a .316 on-base percentage...was hit by a pitch an Oakland record tying two times Aug. 9 against Houston (42nd time, last: Robbie Grossman vs. Houston on Aug. 7, 2020)...it was his second career two-hit by pitch game and it gave him five hit by pitches over his first 16 games...served a four-game suspension from Aug. 14-17 for his actions in the game against the Astros on the 9th...batted lead off in the second game of the Aug. 29 doubleheader at Houston following an injury to Marcus Semien and led off the game with a home run...it was the second leadoff home run of his career (Sept. 7, 2018 vs. Texas)...was hit by a pitch seven times in August, which tied the Athletics franchise record for hit by pitches in August (Eddie Murphy, 1914)...hit just .203 in 23 games in August but had 12 walks and a .357 on-base percentage...then batted .185 with a .287 on-base percentage in 24 games in September...had the walk-off RBI single Sept. 9 against Houston...it was his third career walk-off RBI and all have been singles...went 4-for-29 (.138) over his final nine games...snapped a career-high tying 0-for-14 streak with a seventh-inning single Sept. 23 at Los Angeles (NL)...then hit the game-winning two-run home run in the ninth inning off former Athletic Blake Treinen...three of his six home runs put the A's ahead and another tied the game...started all seven of the A's postseason games in center field and went 5-for-26 (.192) with two home runs and five RBI...went 2-for-11 (.182) with an RBI in the ALWCS against Chicago with both hits coming in Game 2...then went 3-for-15 (.200) with a double, two home runs and four RBI in the ALDS against Houston at Dodger Stadium...had two home runs and four RBI in Game 4...it was the 10th two-homer postseason game in Athletics history, the first since Brandon Moss in the 2014 AL Wild Card game...the four RBI tied the Oakland record for an ALDS game (Pinder, 2020 Game 3; Scutaro, 2006 Game 3)...matches Dave Henderson (1989 World Series Game 3) for the most home runs and RBI by an A's center fielder in a postseason game.

## CAREER

**2019—**Batted .288 with 24 home runs and 67 RBI in 123 games in a season interrupted by a five-week stay on the injured list with a right lower leg stress reaction...added 29 doubles for a .521 slugging percentage...was successful in 13-of-15 (86.7%) stolen base attempts...led the A's in steals and they were the fewest by an A's team-leader since Shannon Stewart had 11 in 2007...at the age of 24, he is the youngest Athletic with 20 or more home runs and 10 or more stolen bases in a season since Jose Canseco did it in 1988 at the age of 23...despite missing 32 games while on the IL, he tied for third among American League outfielders with 10 assists, including five in his first 18 games...tied for fifth in the AL in sacrifice flies (8) and tied for ninth in hit by pitches (11)...was hitting .265 with a .468 slugging percentage and .782 OPS in 91 games before the All-Star Break...then batted .358 with a .679 slugging percentage and 1.090 OPS in 32 games after the break...his post-break batting average was the best in the AL among players with 100 or more plate appearances...had the third-best slugging percentage and fourth-best OPS...using the same minimum, the batting average was third best in Oakland history and the slugging percentage ranked fourth...hit 21 of his 24 home runs and collected 59 of his 67 RBI in 109 games as a center fielder...ranked third among AL center fielders in RBI and tied for third in home runs...the home runs were fifth most in Oakland history by a center fielder and the most since Dave Henderson had 25 in 1991...hit .296 against left-handed pitchers, .285 against right-handers...batted .292 at home, .284 on the road...was a perfect 8-for-8 in stolen base attempts at home...hit .288 during the day, .288 at night...his average dropped to .235 with runners in scoring position, including .184 with RISP and two outs...18 of his 24 home runs were solo shots...batted .333 with nine doubles and eight home runs (.700 slugging percentage) when leading off an inning...ranked seventh in the AL in slugging and OPS (1.081) leading off an inning and 10th in batting...hit .226 with 11 of his 24 home runs and 30 of his 67 RBI with two strikes...committed seven errors in 122

games overall in the outfield, which tied for second among AL outfielders...had a .977 fielding percentage...made a team-leading 104 starts in center field and 11 of his final 12 in right field... went 0-for-3 as a pinch hitter...started games at every spot in the order except third and ninth... saw his most action with a team-leading 45 games batting eighth...hit .358 with seven home runs and 18 RBI in 26 games batting fifth...had just 27 walks against 123 strikeouts and his average of 4.6 strikeouts per walk was fourth highest in Oakland history among players with 450 or more plate appearances...became the A's sixth different Opening Day starter in center field in the last six years on March 20 against Seattle in Tokyo (Crisp, Fuld, Burns, R.Davis, Powell)...had five outfield assists over a 12-game span from April 1 to 14...had his first career four-hit game April 5 at Houston (also June 18 vs. Baltimore)...batted .317 over his final 87 games beginning May 8... was awarded Major League Baseball's Play of the Week April 22 after robbing Teoscar Hernández of a home run in the second inning on April 21 against Toronto...reached base safely in a career-high 28 consecutive games from May 8 to June 9...hit .318 with a .353 on-base percentage during the streak...it was the second-longest reaching base streak by a center fielder in Oakland history (33, Dwayne Murphy, May 18-June 21, 1979)...grounded into the first double play of his career May 10 against Cleveland...that snapped a career-opening 83-game streak without a GIDP, which was the second-longest such streak in Oakland history (84, Jason McDonald, June 5, 1997-May 9, 1998)...had the walk-off RBI single May 11 vs. Cleveland, his second career game-ending RBI... had a career-high 16-game hitting streak from May 16 to June 4...went 23-for-63 (.365) with nine doubles and three home runs during the streak...had an Oakland record-tying streak of five consecutive games with a double from May 20-25 (fifth time: Tejada, 2003; Long, 2001; Stairs, 1997; Rudi, 1973)...had six home runs and 18 RBI in 57 games through the end of May...then had seven home runs and 22 RBI in 28 games in June...tied for fourth in the AL in RBI in June...had his first career grand slam, a career-high tying five RBI and his first career two-steal game June 12 at Tampa Bay...became the first Athletic with a grand slam and two stolen bases in the same game since Elmer Valo on June 21, 1949...is the first Athletic with five RBI and two steals in one game since Bing Miller on June 21, 1929...the last Major Leaguer to do it was Brandon Phillips on July 30, 2015 (7 RBI, 2 SB)...went 0-for-4 with four strikeouts June 20 against Tampa Bay, his first career four-strikeout game...was hit by a pitch an Oakland record-tying two times June 22 against Tampa Bay...scored a run in 11 consecutive games from July 5 to 20 (17 runs total), which was the longest such streak by an Athletic since Ben Grieve also had an 11-game streak from April 29-May 10, 2000...it fell one short of the Oakland record of 12...homered in three straight games for the first time in his career, July 6-12...was named AL Player of the Week for the week of July 15-21 after going 13-for-24 (.542) with 10 runs, six doubles, two home runs, two RBI and five multiple hit games in six games...it was his first career weekly honor...batted .392 with 22 runs, nine doubles, eight home runs, 18 RBI and 11 multiple hit games in 22 games in July...led the American League in on-base percentage (.443), ranked second in batting (.392), slugging (.838) and OPS (1.281), tied for fourth in runs, tied for fifth in extra base hits (17), tied for sixth in doubles and tied for sixth in home runs...based on a minimum of 75 plate appearances, he had the best July batting average in Oakland history and the second-best slugging percentage and OPS to Mark McGwire in 1996 (.859/1.318)...was placed on the injured list July 31 retroactive to July 28 with a right lower leg stress reaction...did not have a rehab assignment before he was reinstated Sept. 6...made his first two starts in center field before making 11 of his final 12 starts in right... hit .315 in 16 games overall in September...started in right field in the AL Wild Card Game on Oct. 2 against Tampa Bay and went 1-for-3...drove in the A's only run with a third inning sacrifice fly.

**2018**—Spent the first four months of the season with Triple-A Nashville where he batted .297 with 14 home runs and 35 RBI in 64 games...was recalled by Oakland Aug. 3 and hit .288 with five home runs and 19 RBI in 48 games with the A's in his Major League debut...started 42 of the A's 52 games in center field following his promotion...had nine outfield assists, which led ML rookies and tied for second in Oakland history by a rookie (11, Mitchell Page in 1977)...they tied for fifth among all American League outfielders...had just 47 games in the outfield and his assists were second most in Athletics history by an outfielder with fewer than 50 games played to Wally Schang, who had 12 in 41 games for the 1915 Philadelphia A's...they matched the most by an ML outfielder with fewer than 50 games over the last 95 years (sixth time, last by Alex Escobar with Cleveland in 42 games in 2004)...all 47 of his defensive appearances came in center field, including 42 starts...was 7-for-8 (87.5%) in stolen base attempts and tied for sixth among AL rookies in steals...did not ground into a double play and his 156 at bats were fourth most in Oakland history

among players with no GDP...they were the most since Jason McDonald had 236 in 1997...hit .297 with all five of his home runs against right-handed pitchers, .267 against left-handers...had a .324 batting average with runners in scoring position...batted .322 with four of his five home runs and 16 of his 19 RBI at home...hit .353 with a .455 on-base percentage and .676 slugging percentage when leading off an inning...batted .309 with all five of his home runs at night...batted .353 against AL Central teams...slugged four of his five home runs against Texas...started games at every spot in the order except third and fourth...had his most starts in the eighth spot (13) and hit .356 in 16 games overall batting eighth...was recalled from Triple-A Nashville Aug. 3 and went 1-for-5 in a start in center field in his Major League debut that night against Detroit...collected his first hit and RBI with a walk-off RBI single off Buck Farmer in the bottom of the 13th inning of the A's 1-0 win...since the RBI became an official stat in 1920, he is the first Athletic with a walk-off RBI for his first ML hit...had an assist that night and the next game against the Tigers to become the first player in Oakland A's history with an outfield assist in each of the first two games of his career...stole the first base of his career and had his first multiple hit game in a 3-for-4 performance in his third game, Aug. 5 against Detroit...hit the first two home runs of his career Aug. 20 against Texas, both off Bartolo Colon (second and sixth inning)...became the 10th player in Athletics history to hit his first two home runs in the same game (last: Chapman on July 15, 2017)...is the fourth player in Oakland history to hit his first Major League home run off a pitcher with at least 200 career wins (last: Kurt Abbott off Jack Morris on Sept. 9, 1993)...is 21 years and 52 days younger than Colon...was three months shy of his third birthday when Colon made his ML debut on April 4, 1997...also had a career-high five RBI on the 20th against the Rangers...batted .317 in 23 games in August...collected his second career two-homer game Sept. 7 against Texas...it came in his 29th game and he is the first player in Athletics history with two-multi homer games in his first 29 games...the previous earliest was Jose Canseco, who did it in his 42nd game on April 21, 1986...his first home run that day led off the game, which was the first leadoff home run of his career...was the A's starting center fielder in the Wild Card game Oct. 3 at New York and went 0-for-3 with a walk...had 31 walks with the Sounds for a .380 on-base percentage...was successful in 11-of-13 (84.6%) stolen base attempts...missed the first seven weeks while on the disabled list and the final five with Oakland...while he was with the Sounds (May 21-Aug. 1), he ranked fourth in the Pacific Coast League in hits (73), tied for fourth in runs (44), tied for fifth in home runs and ninth in stolen bases...led the A's farm system in slugging (.524), ranked fifth in on-base percentage and tied for sixth in home runs...batted .372 with nine home runs and 19 RBI in 29 games in July and August...hit .297 against left-handed pitchers and .297 against right-handers...batted .324 with nine of his 15 home runs on the road...had a .336 batting average with runners on base...hit .384 in the sixth inning or later...appeared in 45 games in right field, 19 in center field and one in left field...had 13 assists, which ranked third among PCL outfielders...batted .350 with a .450 on-base percentage in 26 games batting leadoff...began the season on Nashville's disabled list with a non-displaced fracture of the fifth metacarpal bone on his left hand...was reinstated May 21...went 4-for-5 with three doubles June 13 at El Paso...had a season-high 11-game hitting streak from July 1 through the first game of a July 13 doubleheader (16-for-42, .381)...also hit safely in each of his final 11 games at Triple-A beginning July 20 and was 22-for-44 (.500) with 13 runs, four doubles, five home runs, nine RBI and seven multiple hit games over that stretch...stole the 100th base of his minor league career July 30 at Salt Lake...hit .373 with eight home runs and 18 RBI in 28 games in July...walked 13 times and was hit by a pitch four times for a .450 on-base percentage...slugged .673 and had a 1.122 OPS...led the PCL in runs in July (24), tied for the lead in hits (41), ranked second in home runs and slugging, tied for second in extra base hits (16) and fourth in OPS.

**2017**—Spent his final season in the Houston organization at Double-A Corpus Christi where he batted .227 with 11 home runs and 55 RBI in 123 games...tied for third in the Texas League in triples (6) and ranked fourth in stolen bases (24)...led TL outfielders in games, assists (16) and double plays (6)...batted .295 against left-handed pitching compared to .209 against right-handers...had an .891 OPS against lefties, .609 against righties...hit .262 with eight home runs in 60 games in the second half...committed four errors in 123 games in the outfield for a .984 fielding percentage...appeared in 95 games in right field and 31 in center field...compiled a season-best 10-game hitting streak from April 11 to 22...went 12-for-43 (.279) with nine RBI during the streak...had a 74-game errorless streak from April 23 to July 23...was successful in each of his 13 stolen base attempts from May 26 to Aug. 19...was named Texas League Batter of the Week for

the week of July 3 to 9...went 14-for-29 (.483) with five doubles, two triples, two home runs and five RBI during the week...was a perfect 5-for-5 with two doubles, a triple and three RBI July 9 against Arkansas...had an RBI in eight consecutive games from Aug. 22-31 and batted .484 with five home runs and 12 RBI over that span...collected his lone two-homer game of the season Aug. 23 against Midland.

**2016**—Had a breakout campaign while splitting his season between Double-A Corpus Christi and Single-A Lancaster...combined to hit .319 with 28 doubles, seven triples, 15 home runs, 73 RBI and a .955 OPS...named an Astros Organization All-Star by MiLB.com as a utility player...led all of minor league baseball with a .428 on-base percentage...began the year with Lancaster where he was named a California League All-Star...named Lancaster's Player of the Month for July as he hit .460 with 12 extra-base hits, 15 RBI and a 1.350 OPS in 17 games...also named the California League Player of the Week for the week of July 11-17 after hitting .652 (15-for-23) with six doubles, two triples, four home runs and 11 RBI in seven games...was promoted to Corpus Christi on July 21...named the Hooks Player of the Month for August after hitting .318 with a .944 OPS in 24 games...following the season, was assigned to Glendale in the Arizona Fall League, where he hit .295 with four doubles, eight RBI, four steals and an .817 OPS...earned AFL Player of the Week the first week after hitting .571 (8-for-14) with two triples, two doubles, three RBI, eight runs scored and three steals in four games.

**2015**—Played his entire season with Single-A Quad Cities, where he hit .265 with 15 doubles, eight triples, four home runs and 34 RBI in 76 games.

**2014**—Drafted by Houston in the 16th round and signed on June 18...assigned to Rookie Level Greeneville and played in just 16 games in his professional debut...placed on the 60-day DL on July 25 and finished his campaign sidelined.

## PERSONAL/MISCELLANEOUS

Ramón Laureano was originally signed by Astros scout Jim Stevenson...was born in the Dominican Republic but graduated from Upper Rim Christian HS in Dix Hills, NY, in 2012...attended Northeastern Oklahoma A&M for two years (2013-14)...was selected to the Men's Division 1 all-Region 2 team in 2014 after hitting a team-leading .439 with 19 doubles, 13 home runs, 69 RBI and 22 stolen bases...posted a .500 OBP, while recording more walks (21) than strikeouts (18).

## LIFETIME PLAYING RECORD

| Year                       | Club           | AVG         | G          | AB         | R          | H          | 2B        | 3B       | HR        | RBI        | SH       | SF        | HP        | BB        | SO         | SB        | CS       | OBP         | SLG         | E        |
|----------------------------|----------------|-------------|------------|------------|------------|------------|-----------|----------|-----------|------------|----------|-----------|-----------|-----------|------------|-----------|----------|-------------|-------------|----------|
| 2014                       | Greeneville    | .189        | 16         | 53         | 8          | 10         | 0         | 0        | 1         | 2          | 1        | 0         | 0         | 7         | 16         | 4         | 0        | .283        | .245        | 0        |
| 2015                       | Quad Cities    | .265        | 76         | 287        | 43         | 76         | 15        | 8        | 4         | 34         | 1        | 1         | 4         | 21        | 83         | 18        | 3        | .323        | .415        | 4        |
| 2016                       | Lancaster      | .317        | 80         | 293        | 69         | 93         | 19        | 5        | 10        | 60         | 0        | 5         | 9         | 50        | 86         | 33        | 11       | .426        | .519        | 3        |
|                            | Corpus Christi | .323        | 36         | 124        | 20         | 40         | 9         | 2        | 5         | 13         | 0        | 0         | 4         | 20        | 33         | 10        | 3        | .432        | .548        | 0        |
| 2017                       | Corpus Christi | .227        | 123        | 463        | 65         | 105        | 21        | 6        | 11        | 55         | 0        | 2         | 8         | 40        | 110        | 24        | 5        | .298        | .369        | 4        |
| 2018                       | Nashville      | .297        | 64         | 246        | 44         | 73         | 12        | 1        | 14        | 35         | 0        | 3         | 4         | 31        | 70         | 11        | 2        | .380        | .524        | 3        |
|                            | OAKLAND        | .288        | 48         | 156        | 27         | 45         | 12        | 1        | 5         | 19         | 0        | 2         | 2         | 16        | 50         | 7         | 1        | .358        | .474        | 1        |
| 2019                       | OAKLAND        | .288        | 123        | 434        | 79         | 125        | 29        | 0        | 24        | 67         | 1        | 8         | 11        | 27        | 123        | 13        | 2        | .340        | .521        | 7        |
| 2020                       | OAKLAND        | .213        | 54         | 183        | 27         | 39         | 8         | 1        | 6         | 25         | 0        | 3         | 12        | 24        | 58         | 2         | 1        | .338        | .366        | 0        |
| <b>Major League Totals</b> |                | <b>.270</b> | <b>225</b> | <b>773</b> | <b>133</b> | <b>209</b> | <b>49</b> | <b>2</b> | <b>35</b> | <b>111</b> | <b>1</b> | <b>13</b> | <b>25</b> | <b>67</b> | <b>231</b> | <b>22</b> | <b>4</b> | <b>.343</b> | <b>.475</b> | <b>8</b> |

## CAREER TRANSACTIONS

**2014** — Selected by the Houston Astros organization in the 16th round of the First-Year Player Draft. **2017** — Traded to the Oakland Athletics organization for minor league pitcher Brandon Bailey, November 20. **2019** — On the injured list, July 29 to September 5. **2020** — On the suspended list, August 14 to 17.

## WILD CARD RECORD

| Year          | Club/Opp.   | AVG.        | G        | AB        | R        | H        | 2B       | 3B       | HR       | RBI      | SH       | SF       | HP       | BB       | SO       | SB       | CS       | OBP         | SLG         | E        |
|---------------|-------------|-------------|----------|-----------|----------|----------|----------|----------|----------|----------|----------|----------|----------|----------|----------|----------|----------|-------------|-------------|----------|
| 2018          | OAK vs. NYY | .000        | 1        | 3         | 0        | 0        | 0        | 0        | 0        | 0        | 0        | 0        | 0        | 1        | 2        | 0        | 0        | .250        | .000        | 0        |
| 2019          | OAK vs. TB  | .333        | 1        | 3         | 0        | 1        | 0        | 0        | 0        | 1        | 0        | 1        | 0        | 1        | 0        | 0        | 0        | .250        | .333        | 0        |
| 2020          | OAK vs. CWS | .182        | 3        | 11        | 1        | 2        | 0        | 0        | 0        | 1        | 0        | 0        | 0        | 4        | 0        | 0        | 0        | .182        | .182        | 0        |
| <b>Totals</b> |             | <b>.176</b> | <b>5</b> | <b>17</b> | <b>1</b> | <b>3</b> | <b>0</b> | <b>0</b> | <b>0</b> | <b>2</b> | <b>0</b> | <b>1</b> | <b>0</b> | <b>1</b> | <b>7</b> | <b>0</b> | <b>0</b> | <b>.211</b> | <b>.176</b> | <b>0</b> |

## DIVISION SERIES RECORD

| Year | Club/Opp.   | AVG. | G | AB | R | H | 2B | 3B | HR | RBI | SH | SF | HP | BB | SO | SB | CS | OBP  | SLG  | E |
|------|-------------|------|---|----|---|---|----|----|----|-----|----|----|----|----|----|----|----|------|------|---|
| 2020 | OAK vs. HOU | .200 | 4 | 15 | 3 | 3 | 1  | 0  | 2  | 4   | 0  | 0  | 0  | 1  | 3  | 0  | 0  | .250 | .667 | 0 |


## LAUREANO'S CAREER BESTS

**Hits:** 4 (twice), last: June 18, 2019 vs. Baltimore  
**Home Runs:** 2 (twice), September 7, 2018 vs. Texas; August 20, 2018 vs. Texas. Note: Also had two home runs in Game 4 of the 2020 ALDS vs. Houston, Oct. 8, 2020  
**Runs Batted In:** 5 (twice), June 12, 2019 at Tampa Bay; August 20, 2018 vs. Texas  
**Stolen Bases:** 2, June 12, 2019 at Tampa Bay  
**Hitting Streak:** 16, May 16 to June 4, 2019  
**Hitless Streak (At Bats):** 14 (twice), last: September 16 to 23, 2020  
**Game Ending RBI:** 3, September 9, 2020 vs. Houston (single); May 11, 2019 vs. Cleveland (single), August 3, 2018 vs. Detroit (single)  
**Grand Slams:** 1, June 12, 2019 at Tampa Bay (Colin Poche)  
**Pinch-Hit Home Runs:** None  
**Inside-The-Park Home Runs:** None  
**Lead Off Home Runs:** 2, August 29, 2020 at Houston (G#2) (Zack Greinke); September 7, 2018 vs. Texas (Yovani Gallardo)

## OAKLAND A'S RECENT EJECTIONS

| Date           | Player/Coach     | Umpire             | Date            | Player/Coach    | Umpire             |
|----------------|------------------|--------------------|-----------------|-----------------|--------------------|
| Aug. 9, 2020   | Mike Fiers       | Ted Barrett        | June 14, 2014   | Josh Donaldson  | Hal Gibson         |
| Aug. 9, 2020   | Ramón Laureano   | Ted Barrett        | June 8, 2014    | Fernando Abad   | Adrian Johnson     |
| Aug. 9, 2020   | Austin Allen     | Ted Barrett        | May 17, 2014    | Scott Kazmir    | Jerry Layne        |
| June 12, 2019  | Bob Melvin       | Sean Barber        | Aug. 14, 2013   | Bob Melvin      | Doug Eddings       |
| June 2, 2019   | Stephen Piscotty | Alan Porter        | May 29, 2013    | Chip Hale       | Brian Knight       |
| June 2, 2019   | Bob Melvin       | Alan Porter        | May 14, 2013    | Bob Melvin      | D.J. Reyburn       |
| June 1, 2019   | Marcus Semien    | Alan Porter        | May 8, 2013     | Bob Melvin      | Angel Hernandez    |
| May 28, 2019   | Joakim Soria     | James Hoye         | April 25, 2013  | Curt Young      | Jim Reynolds       |
| May 13, 2019   | Bob Melvin       | D.J. Reyburn       | April 13, 2013  | Bob Melvin      | Andy Fletcher      |
| Sept. 18, 2018 | Bob Melvin       | Larry Vanover      | Sept. 18, 2012  | Jesse Chavez    | Jerry Meals        |
| July 10, 2018  | Bob Melvin       | David Rackley      | June 23, 2012   | Coco Crisp      | Tony Randazzo      |
| Sept. 6, 2017  | Matt Chapman     | Mike Everitt       | June 9, 2012    | Bob Melvin      | Tim McClelland     |
| Sept. 4, 2017  | Darren Bush      | Jordan Baker       | May 19, 2012    | Bob Melvin      | James Hoye         |
| May 27, 2017   | Bob Melvin       | Will Little        | May 17, 2012    | Bob Melvin      | Laz Diaz           |
| May 27, 2017   | Jed Lowrie       | Will Little        | July 31, 2011   | Ryan Sweeney    | Dan Bellino        |
| May 20, 2017   | Bob Melvin       | Mike Winters       | July 22, 2011   | Gerald Perry    | Marty Foster       |
| May 4, 2017    | Ryon Healy       | Mike Muchlinski    | June 16, 2011   | Bob Melvin      | Tim Tschida        |
| Sept. 20, 2016 | Danny Valencia   | Marty Foster       | May 27, 2011    | Bob Geren       | Angel Campos       |
| Aug. 5, 2016   | Danny Valencia   | Mike Estabrook     | May 7, 2011     | Josh Willingham | Bill Miller        |
| Aug. 4, 2016   | Khris Davis      | Eric Cooper        | Sept. 12, 2010  | Daric Barton    | Hunter Wendelstedt |
| July 15, 2016  | Yonder Alonso    | Mark Wegner        | Aug. 3, 2010    | Bob Geren       | Gary Darling       |
| July 15, 2016  | Bob Melvin       | Mark Wegner        | July 27, 2010   | Jack Cust       | Kerwin Danley      |
| July 7, 2016   | Coco Crisp       | D.J. Reyburn       | July 20, 2010   | Coco Crisp      | Bob Davidson       |
| Aug. 17, 2015  | Sam Fuld         | Brian Knight       | July 6, 2010    | Daric Barton    | Mike Winters       |
| Aug. 17, 2015  | Bob Melvin       | Brian Knight       | June 23, 2010   | Bob Geren       | Jerry Crawford     |
| July 22, 2015  | Bob Melvin       | Hunter Wendelstedt | June 7, 2010    | Jim Skaalen     | Eric Cooper        |
| May 3, 2015    | Craig Gentry     | Andy Fletcher      | May 23, 2010    | Bob Geren       | Greg Gibson        |
| April 26, 2015 | Bob Melvin       | Quinn Wolcott      | Sept. 22, 2009  | Adam Kennedy    | Eric Cooper        |
| Aug. 31, 2014  | Bob Melvin       | Gerry Davis        | August 16, 2009 | Bob Geren       | Gary Darling       |
| July 11, 2014  | Bob Melvin       | James Hoye         | July 28, 2009   | Bob Geren       | Adrian Johnson     |
| July 11, 2014  | Nick Punto       | James Hoye         | May 25, 2009    | Jim Skaalen     | Brian Knight       |
| June 21, 2014  | Bob Melvin       | Quinn Wolcott      | May 9, 2009     | Bob Geren       | Paul Nauert        |



**INFIELDER****Height/Weight:** 6-0 / 180**Bats/Throws:** Switch / Right**Birthdate:** April 17, 1984**Opening Day Age:** 36**Birthplace/Resides:** Salem, Oregon / Houston, Texas**Major League Service:** 12 years, 111 days**Obtained:** Signed to a minor league contract, Feb. 10, 2021**Contract Status:** First year of a one-year contract through 2021
[@Jed\\_Lowrie](#)
[jed.lowrie](#)
[Updated Stats](#)
**NON-ROSTER INVITEE****CAREER HIGHLIGHTS**

The switch-hitting infielder owns a .261 career average with 104 home runs and 509 RBI in 1118 games in 12 seasons with Boston (2008-11), Houston (2012, 15), Oakland (2013-14, 16-18) and New York-NL (2019)...is a .271 (705-for-2606) hitter in 687 games in his five seasons with the A's...the batting average ranks ninth on the Oakland career list...has 378 games at second base, which is sixth most in Oakland history...has played in 23 postseason games with the Red Sox (2008-09), A's (2013-14, 18) and Astros (2015)...had his best all-around season in 2018 when he had career highs in home runs (23) and RBI (99) and was named to his first American League All-Star Team...set an Oakland record with 49 doubles in 2017...set an Oakland record for hits by a switch-hitter (175) in 2013...named the 2007 Red Sox Minor League Offensive Player of the Year, hitting a combined .298 with 47 doubles, 13 homers and 70 RBI in 133 games between Double-A Portland and Triple-A Pawtucket.

**2020 HIGHLIGHTS**

Spent the entire season on the injured list for the Mets...was placed on the 10-day injured list July 20 with left knee inflammation...was transferred to the 45-day IL Aug. 2 and did not play in 2020.

**CAREER**

**2019**—Missed most of the season after spraining his left knee capsule during Spring Training...was placed on the 10-day injured list March 25 and began a rehab assignment with Single-A St. Lucie on April 28...went 1-for-7 in two games before he was moved up to Triple-A Syracuse May 4...batted .167 in six games before his rehab assignment was halted May 13...was transferred to the 60-day IL May 20...was sent back to St. Lucie on rehab Aug. 20 and went 3-for-13 (.231) in four games...was also 7-for-20 (.350) in six games with Syracuse from Aug. 28 to Sept. 3 before he was reinstated from the IL...went 0-for-7 with a walk and four strikeouts in nine games with the Mets, all as a pinch hitter.

**2018**—Put together his best all around season as he posted career highs with 23 home runs and 99 RBI and led American League second basemen with a .993 fielding percentage...was named to his first AL All-Star Team...also had career highs in games (157), walks (78) and strikeouts (128)...led the A's in walks...batted .267 with an .801 OPS...ranked eighth in the AL in RBI and walks and ninth in batting with runners in scoring position (.324)...also tied for sixth in games, tied for seventh in at bats (596) and tied for 10th in multiple hit games (48) and three-hit games (12)...82 of his RBI came as a second baseman, which set an Oakland record (previous: 76 by Mark Ellis in 2007) and was the most by an A's second baseman since Jerry Lumpe had 82 for Kansas City in 1962...ranked second among Major League second basemen in RBI (Gennett, CIN 92)...his 18 home runs tied for second among AL second basemen and fell one short of the Oakland record for a second baseman (19, Ellis in 2007)...led the majors with an Oakland record 21 RBI in the eighth inning...was second in the AL in game-winning RBI (18), tied for fourth in RBI in the seventh inning or later (37) and tied for sixth in go-ahead RBI (24)...became the fourth switch hitter in Athletics history to hit 20 home runs (Crisp, 2013; Sierra, 1993-94; Swisher, 2005-07) and his 23 home runs tied for second most...his 99 RBI ranked second among Major League switch hitters in 2018 (Ramirez, CLE 106) and fell two short of the A's record of 101 set by Ruben Sierra in

1993...hit 19 of his 23 home runs against right-handed pitchers and 19 of his 23 on the road... tied for fourth in the AL in road home runs and ranked 10th in slugging (.522)...was batting .285 with 16 home runs and 62 RBI in 94 games at the All-Star Break...then hit .239 with seven home runs and 37 RBI in 63 games after the break...batted .335 with 11 home runs and 37 RBI in the seventh inning or later...the batting average ranked fifth in the AL...in addition to leading AL second basemen in fielding, he tied for the lead in assists (336), ranked third in total chances (534) and fourth in putouts (194) and double plays (73)...committed just four errors in 136 games as a second baseman and his .993 fielding percentage was sixth best in Oakland history...however, his 4.08 total chances per nine innings were the fewest...also appeared in 14 games at third base and did not commit an error (32 TC)...batted third 146 times, which was fourth most in Oakland history and the most since Jason Giambi had 148 games in 2000...hit safely and drove in a run in seven consecutive games from April 14 to 21, which fell one short of the longest such streak in Oakland history...went 15-for-32 (.469) with three doubles, three home runs, 12 RBI and five multiple hit games during the streak...the streak of seven consecutive games with a RBI was the longest streak of his career...homered on his birthday for the first time in his career April 17 against Chicago (AL) and is 7-for-22 (.318) with two doubles, a home run and four RBI in seven career games on his birthday...had a career-high tying four hits April 20 against Boston and June 26 at Detroit...now has nine career four-hit games...committed just one error over an 88-game span as a second baseman from April 27 to Aug. 31, which included errorless streaks of 44 (April 27-July 7) and 43 (July 9-Aug. 31)...hit .343 with six home runs and 27 RBI in 25 games in April... set an Athletics record for hits in April with 35...his 27 RBI matched the record (Jackson in 1974; Giambi in 2000)...the RBI were his most ever in a month and the home runs matched his best (May, 2012 and June, 2012)...now has a .312 (223-for-714) career average in April...played in the 1,000th game of his career May 23 against Seattle...started 14 of the A's 15 games at third base from June 16 to July 1 while Chapman was on the disabled list and hit .322 with five doubles, five home runs and 14 RBI in 15 games total over that span...prior to that, had not started a game at third base since Oct. 4, 2015 at Arizona while playing for Houston...went 4-for-4 with a walk June 26 at Detroit, which was the fourth time in his career he reached base five times (previous: Sept. 4, 2017 against Los Angeles-AL)...was named to his first All-Star team...joined Phil Garner (1976) as the only second basemen in Athletics history to be named to the AL All-Star Team (includes Philadelphia and Kansas City)...entered the game in the sixth inning and went 0-for-2 with a walk...joins Jason Giambi (2000) as the only Athletics over the last 26 years with three plate appearances in an All-Star Game...doubled off Taylor Cole in the first inning Aug. 12 at Los Angeles (AL) for the 1,000th hit of his career...it was his 250th career double...hit a two-run home run off Felix Hernandez in the third inning Aug. 14 against Seattle for the 100th home run of his career... scored the 500th run of his career Aug. 26 at Minnesota...started at second base in the Wild Card game at New York on Oct. 3 and went 0-for-4.

**2017**—Set an Oakland record with 49 doubles, breaking the previous mark of 47 set by Jason Giambi in 2001...ranked second in the majors to Cleveland's Jose Ramirez (56) and second in Athletics history to Al Simmons (53 in 1926)...had the eighth best double total by a switch hitter in Major League history...had career highs in runs (86), doubles and extra base hits (66)...led the A's in batting (.277) hits (157), doubles, triples (3) and on-base percentage (.360) and tied for the team lead in games and walks...hit 12 of his 14 home runs against right-handed pitching...10 were solo shots...ranked second among ML second basemen with a .991 fielding percentage (Dozier, MIN .993) and was fourth among American League second basemen in double plays (98)...the double plays tied for second most in Oakland history and were the most since Mark Ellis set the record with 104 in 2007...appeared in 136 games at second base and one at third base (Sept. 6 vs. Los Angeles-AL)...led the majors in line drives (155) and line drive percentage (33.0%)... the line drives were the most by an Athletic since Stats, Inc. began tracking them in 1988 (previous: 136 by Carney Lansford in 1989)...made a team-leading 102 starts batting third and hit .294 in those games...committed his first error of the season April 28 at Houston, which snapped a 75-game errorless as a second baseman...it was his first error since May 4, 2016 and the errorless streak was third longest in Oakland history by a second baseman...later had a 43-game errorless streak from July 4 to Aug. 26...had his third career two-homer game May 8 against Los Angeles (AL), but it was his first since Oct. 3, 2010 vs. New York (AL)...his second home run that night was the game-ending shot with two outs in the bottom of the 11th inning...it was his fourth career game-ending hit, his second home run (Aug. 21, 2010 vs. Toronto)...was a perfect 4-for-4 May 24

against Miami, which matched his career high for hits (seventh time)...doubled in the first inning July 6 at Seattle for the 200th two-bagger of his career...struck out just once over a 16-game stretch from July 19 to Aug. 4 (64 plate appearances)...had his eighth and final two-double game of the season Aug. 26 against Texas, which were the most by an Athletic since Al Simmons had nine in 1926...had a walk-off single Sept. 8 against Houston for his second game-ending RBI of the season and the fifth of his career...drove in a career-high five runs Sept. 18 against Detroit on the strength of his third career grand slam...batted .318 in September, which was his best single-month average since he hit .330 in June of 2013.

**2016**—Returned to the A's following the 2015 season and batted .263 with two home runs and 27 RBI in 87 games in a season shortened due to two stints on the disabled list...had a .313 batting average and .370 on-base percentage leading off an inning...batted .313 in the eighth inning or later...appeared in 82 games at second base, including a team-leading 80 starts...committed six errors in his first 25 games at second base through May 4, but none over his final 57 contests...posted a .984 fielding percentage...had just 58 career games at second base entering the season and none since 2013...also appeared in two games at shortstop...went 1-for-3 with two RBI in an Opening Day start at second base April 4 against Chicago (AL)...it was his fifth career Opening Day start, but the previous four came at shortstop (2009 with Boston, 2013-14 with Oakland and 2015 with Houston)...drove in at least one run in each of his first three games (five RBI total), which was the longest-season opening streak by an A's player on an Opening Day roster since Jermaine Dye had a four-game streak in 2004...had his sixth career four-hit game April 19 at New York (AL)...hit .314 with 13 RBI in 24 games in April...it was the fifth time in his career he hit .300 or better in the first month of the season...was batting .302 in 32 games when he was placed on the 15-day disabled list May 11 retroactive to May 10 with a right shin contusion...had a one-game rehab assignment with Triple-A Nashville before he was reinstated from the DL May 25...hit a game-tying home run in the ninth inning June 4 at Houston to snap his season-opening 40-game homerless streak, which was the longest such streak of his career...was placed on the 15-day DL Aug. 5 retroactive to Aug. 4 with a bunion on his left foot...had successful surgery on his left toe and foot Aug. 31 at Houston Methodist Hospital in Houston, Tex...Dr. Kevin Varner performed a left great toe repair with a left foot bunionectomy.

**2015**—Returned to Houston after two seasons with the A's and batted .222 with nine home runs and 30 RBI in 69 games...missed 83 games while on the disabled list with a torn ligament in his right thumb...23 of his 51 hits (45.1%) were for extra bases (14 doubles)...walked 28 times for a .312 on-base percentage...made 45 starts at third base, 16 at shortstop and one at designated hitter...each of his 16 starts at short came before going on the DL...all 45 of his starts at third came following his return from the DL...did not commit an error in 17 games and 74 total chances overall at shortstop...committed three errors in 47 games at third base for a .966 fielding percentage...matched his career high with five intentional walks...broke up a combined no-hit bid by four Cleveland pitchers with a solo home run off Nick Hagadone with one out in the bottom of the ninth inning on April 9...tore the ligament in his right thumb sliding into home plate April 27 at San Diego and was placed on the 15-day disabled list the next day...ranked fifth in the American League in on-base percentage (.432), tied for sixth in walks (12), seventh in OPS (.999) and ninth in slugging (.567) when he went on the DL...was transferred to the 60-day DL May 18...had a five-game rehab assignment with Corpus Christi before he was reinstated from the DL July 30...started at third base that day against Los Angeles (AL)...it was his first start at third base since Sept. 27, 2011 at Baltimore...homed in the fourth inning on Aug. 31 against Seattle to snap a career-high 0-for-28 streak...hit his second career grand slam Sept. 6 against Minnesota...hit his first career pinch homer Sept. 13 at Los Angeles (AL)...played in four postseason games for Houston and went 0-for-4 with a strikeout, all as a pinch hitter...made his lone defensive appearance in the postseason at third base in Game 3 of the ALDS against Kansas City after pinch hitting for Marwin Gonzalez.

**2014**—Batted .249 with six home runs and 50 RBI in 136 games in his second season with the A's...missed 16 games at the end of August with a fractured right index finger...had career highs in intentional walks (5) and hit by pitches (5)...hit .278 with a .400 on-base percentage over his first 31 games through May 5, .168 with a .244 on-base percentage over a 43-game stretch from May 6 to June 25 and .289 with a .331 on-base percentage over his final 62 games...all six of his

home runs were solo shots...in Oakland history, the only player with more home runs in a season, all of which came with the bases empty, is Jeremy Giambi (8 in 2002)...appeared exclusively at shortstop on defense, where he made a team-leading 129 starts...committed 13 errors for a .974 fielding percentage...had a career-high tying 16-game reaching base streak from April 19 to May 6...hit .269 with a .347 on-base percentage during the streak...had a two-run double in the seventh inning May 12 against Chicago (AL) for his 500th career hit...matched his career high with three walks May 31 against Los Angeles-AL (fifth time)...had a career-high streak of five consecutive multiple hit games from July 5 to 9 (10-for-20, .500)...was on the 15-day disabled list from Aug. 14 to 31 with a fractured right index finger...started each of the A's final 26 games at shortstop...had the game-winning RBI single in the bottom of the ninth inning Sept. 6 against Houston...it was his third career walk-off RBI, his first as an Athletic.

**2013**—Was acquired by the A's from Houston in February and batted .290 with 45 doubles, two triples, 15 home runs and 75 RBI in 154 games...set an Oakland record for hits by a switch-hitter (175)...the doubles ranked second in the American League...prior to 2013, he had not appeared in more than 97 games in any of his five seasons in the majors...posted career highs in batting average, at bats (603) and hits (175)...tied for second in the AL with 17 games of three or more hits...connected for 14 of his 15 home runs off righties...led AL shortstops in slugging percentage (.472), doubles (40) and extra base hits (54)...started 150 games, including 115 at shortstop, 23 at second base and 12 at designated hitter...committed 16 errors in 119 games overall at shortstop for a .962 fielding percentage...the fielding percentage was the lowest among Major League shortstops...had 18 errors overall, which tied for second most among all AL fielders (Ramirez, CWS 22)...had a career-high 62-game homerless streak from April 9 to June 20...went 4-for-4 April 19 at Tampa Bay, matching his career high in hits (also June 1 against Chicago-AL and Aug. 9 at Toronto)...went 2-for-9 in the 19-inning game April 29 against Los Angeles (AL) to tie the Oakland record for at bats in a game...batted .330 in June...tied an Oakland record for putouts in a nine inning game by a second baseman June 8 against Chicago (AL) with eight...went 0-for-4 July 2 against Chicago (NL) after hitting safely in each of his first 12 interleague games (17-for-44, .386)...that tied for the third longest interleague hitting streak in Oakland history...had a career-high 12-game hitting streak from Aug. 18-30 (20-for-50, .400)...led the majors and set an Oakland record with 13 doubles in August...started all five games at shortstop in the ALDS against Detroit and went 3-for-20 (.150) with a home run and three RBI.

**2012**—Led the Astros in walks (43) and ranked second in home runs (16) in his first season with Houston...the home runs were third among all National League shortstops...also ranked second among NL shortstops with his .436 slugging percentage...logged a .265 average while batting left-handed and a .184 mark against lefties...played 93 games, including 90 starts at shortstop, posting a .980 fielding percentage at the position...had the best fielding percentage among NL shortstops with 90 or more games and ranked seventh in the Majors...began the season on the disabled list and missed the first six games of the season with a sprained right thumb...activated April 13...sustained a sprained right ankle, which placed him on the DL for a second time from July 15 to Aug. 11...hit home runs in three consecutive games from June 7-9, becoming the first Astros shortstop to do so since Andujar Cedeno from April 9-12, 1994...combined to play in six minor league games while on injury rehab assignments, including four playoff games.

**2011**—Had a career-high four triples in 88 games in a season that included a trip to the disabled list...saw action at all four infield positions with 49 games at shortstop, 33 at third base, four at first base and one at second base...hit .330 against left-handed pitching, the seventh-best mark in the American League among players with at least 115 plate appearances against lefties...hit an AL-best .368 in April and led the Sox with a .574 slugging percentage, which was 10th-best in the AL...was on the 15-day DL with a left shoulder strain from June 17 to Aug. 7...began a 5-4-3 triple play in game two of a doubleheader Aug. 16 against Tampa Bay...it was just the second triple play turned by Boston since 1980 and the club's first since shortstop John Valentin's unassisted triple play July 8, 1994 against Seattle.

**2010**—Started the season on the disabled list with mononucleosis but hit .287 with nine home runs in 55 games after joining the Red Sox on July 21...made 24 starts at second base and 21 at shortstop...also appeared in seven games at first base, his first action at the position at the Major

League level, and one at third base...posted a career-high, 16-game on-base streak, July 26-Aug. 21...hit his first career walk-off home run to lead off the bottom of the 11th inning Aug. 21 off Toronto's Casey Janssen...reached base safely in 23 consecutive starts from Aug. 27-Sept. 29...notched his first career multi-homer games Sept. 14 at Seattle and Oct. 3 against New York (AL).

**2009**—Limited to 32 games with the Big League club due to two trips to the disabled list...made an Opening Day roster for the first time in his career...appeared at second base (2 games), third base (4 games) and shortstop (26 games) for the second straight season...made his first career Opening Day start April 7 against Tampa Bay...was placed on the 15-day DL April 12 with a left wrist sprain...underwent an ulnar styloid excision and arthroscopic ligament repair on that wrist April 21...reinstated from the DL July 8 and optioned to Short-Season Single-A Lowell...recalled by the Sox from Triple-A Pawtucket July 18 but appeared in only 14 games before returning to the DL Aug. 7 with ulnar neuritis in his left wrist...reinstated Sept. 8...belted his first career grand slam off Chris Perez on the final day of the regular season, Oct. 4 against Cleveland...played in all three of Boston's ALDS games against Los Angeles but made no starts.

**2008**—Saw his first Major League action, playing most of the year with the Red Sox...finished among American League rookie leaders in doubles (5th, 25), triples (t-6th, 3), walks (8th, 35) and extra-base hits (10th, 30)...played with a non-displaced fracture in his left wrist for much of the season...appeared in 49 games at shortstop, 45 at third base and three at second base...became just the second switch-hitter to play at least 30 games at both shortstop and third base in his first ML season, joining Carlos Baerga (1990)...set a ML record for rookie shortstops by handling 155 chances without an error...selected to the ML roster April 10...started at third base in his ML debut April 15 at Cleveland and knocked a two-run single off Rafael Perez in the seventh inning for first hit...finished the game with three RBI, which was the most by a Red Sox in his first ML game since Merrill Combs also had three Sept. 12, 1947...connected for his first ML homer off Glen Perkins May 10 at Minnesota...optioned to Pawtucket May 11 and rejoined Boston July 12...made eight starts at shortstop in the postseason and hit .207 with two RBI in nine games overall...hit safely in each of his three ALDS games (.364), including a walk-off RBI single in the ninth inning of Game 4 to give the Sox a 3-2 win and clinch the series, 3-1...became just the fourth rookie ever to end a postseason series with a walk-off hit.

**2007**—Named the Red Sox Minor League Offensive Player of the Year, hitting a combined .298 with 47 doubles, 13 homers, 70 RBI and 82 runs in 133 games between Double-A Portland and Triple-A Pawtucket...named both a Minor League All-Star and Double-A All-Star by *Baseball America*...was selected to the Eastern League All-Star Game...played for the Mesa Solar Sox in the Arizona Fall League, hitting .163 with 14 RBI in 24 games...prior to the season, rated the No. 5 prospect in the Red Sox organization according to *Baseball America*.

**2006**—Spent the entire year with Single-A Wilmington...tied for fourth in the Carolina League with six triples...for the second straight year, won Boston Minor League Quality Plate Appearances Award for the month of August...hit .327 with nine doubles, two homers, three triples and 12 walks in the month...hit .231 in three postseason games for the Blue Rocks...entered 2006 as the No. 9 prospect in the Red Sox system, according to *Baseball America*.

**2005**—In his first pro campaign, named a New York-Penn League All-Star with Short-Season Single-A Lowell...led the league with a .429 on-base percentage and tied for fifth with a .328 batting average...won the organization's Quality Plate Appearances Award in August, hitting .341 with 21 walks compared to 13 strikeouts in 25 games.

## PERSONAL/MISCELLANEOUS

Jed Carlson Lowrie...graduated from North Salem HS in Oregon...went on to attend Stanford University where he earned First-Team All-American and All-Pac-10 honors from *Baseball America* in both 2004 and 2005...hit .338 with 47 doubles, 31 homers, 162 RBI and 143 runs scored in 179 games over three seasons while with the Cardinal...named a *Baseball America* Pre-season First-team All-American on three occasions...as a sophomore in 2004, captured Pac-10 Player of the Year honors after winning the conference Triple Crown with a .399 batting average, 17 home runs and 68 RBI...was a 2004 national semifinalist for the Dick Howser Trophy, presented an-





## WILD CARD RECORD

| Year          | Club/Opp.   | AVG.        | G        | AB        | R        | H        | 2B       | 3B       | HR       | RBI      | SH       | SF       | HP       | BB       | SO       | SB       | CS       | SLG         | OBP         | E        |
|---------------|-------------|-------------|----------|-----------|----------|----------|----------|----------|----------|----------|----------|----------|----------|----------|----------|----------|----------|-------------|-------------|----------|
| 2014          | OAK vs. KC  | .000        | 1        | 5         | 0        | 0        | 0        | 0        | 0        | 0        | 1        | 0        | 0        | 0        | 0        | 0        | 0        | .000        | .000        | 0        |
| 2015          | HOU vs. NYY | .000        | 1        | 1         | 0        | 0        | 0        | 0        | 0        | 0        | 0        | 0        | 0        | 0        | 0        | 0        | 0        | .000        | .000        | 0        |
| 2018          | OAK vs. NYY | .000        | 1        | 4         | 1        | 0        | 0        | 0        | 0        | 0        | 0        | 0        | 0        | 0        | 1        | 0        | 0        | .000        | .000        | 0        |
| <b>Totals</b> |             | <b>.000</b> | <b>3</b> | <b>10</b> | <b>1</b> | <b>0</b> | <b>0</b> | <b>0</b> | <b>0</b> | <b>0</b> | <b>1</b> | <b>0</b> | <b>0</b> | <b>0</b> | <b>1</b> | <b>0</b> | <b>0</b> | <b>.000</b> | <b>.000</b> | <b>0</b> |

## DIVISION SERIES RECORD

| Year          | Club/Opp.   | AVG.        | G         | AB        | R        | H        | 2B       | 3B       | HR       | RBI      | SH       | SF       | HP       | BB       | SO        | SB       | CS       | SLG         | OBP         | E        |
|---------------|-------------|-------------|-----------|-----------|----------|----------|----------|----------|----------|----------|----------|----------|----------|----------|-----------|----------|----------|-------------|-------------|----------|
| 2008          | BOS vs. LAA | .364        | 3         | 11        | 2        | 4        | 0        | 0        | 0        | 1        | 0        | 0        | 1        | 1        | 3         | 0        | 0        | .364        | .462        | 1        |
| 2009          | BOS vs. LAA | .000        | 3         | 2         | 0        | 0        | 0        | 0        | 0        | 0        | 0        | 0        | 0        | 0        | 1         | 0        | 0        | .000        | .000        | 0        |
| 2013          | OAK vs. DET | .150        | 5         | 20        | 2        | 3        | 1        | 0        | 1        | 3        | 0        | 0        | 2        | 7        | 0         | 0        | 0        | .350        | .227        | 0        |
| 2015          | HOU vs. KC  | .000        | 3         | 3         | 0        | 0        | 0        | 0        | 0        | 0        | 0        | 0        | 0        | 0        | 1         | 0        | 0        | .000        | .000        | 0        |
| <b>Totals</b> |             | <b>.194</b> | <b>14</b> | <b>36</b> | <b>4</b> | <b>7</b> | <b>1</b> | <b>0</b> | <b>1</b> | <b>4</b> | <b>0</b> | <b>0</b> | <b>1</b> | <b>3</b> | <b>12</b> | <b>0</b> | <b>0</b> | <b>.275</b> | <b>.194</b> | <b>1</b> |

## LEAGUE CHAMPIONSHIP SERIES RECORD

| Year | Club/Opp.  | AVG. | G | AB | R | H | 2B | 3B | HR | RBI | SH | SF | HP | BB | SO | SB | CS | SLG  | OBP  | E |
|------|------------|------|---|----|---|---|----|----|----|-----|----|----|----|----|----|----|----|------|------|---|
| 2009 | BOS vs. TB | .111 | 6 | 18 | 2 | 2 | 1  | 0  | 0  | 1   | 0  | 1  | 0  | 4  | 4  | 0  | 0  | .167 | .261 | 0 |

## ALL-STAR GAME RECORD

| Year | Club/Site | AVG. | G | AB | R | H | 2B | 3B | HR | RBI | SH | SF | HP | BB | SO | SB | CS | SLG  | OBP  | E |
|------|-----------|------|---|----|---|---|----|----|----|-----|----|----|----|----|----|----|----|------|------|---|
| 2018 | A.L./WAS  | .000 | 1 | 2  | 0 | 0 | 0  | 0  | 0  | 0   | 0  | 0  | 0  | 1  | 0  | 0  | 0  | .000 | .333 | 0 |

## LOWRIE'S CAREER BESTS

**Hits:** 4 (nine times), last: June 26, 2018 at Detroit

**Home Runs:** 2 (three times), May 8, 2017 vs. Los Angeles (AL); October 3, 2010 vs. New York (AL); September 14, 2010 at Seattle

**Runs Batted In:** 5, September 19, 2017 at Detroit

**Stolen Bases:** 1 (seven times), last: April 8, 2015 vs. Cleveland

**Hitting Streak:** 12, August 18 to 30, 2013

**Hitless Streak (At Bats):** 28, August 19 to 31, 2015

**Game Ending RBI:** 5, September 8, 2017 vs. Houston (single); May 8, 2017 vs. Los Angeles-AL (home run); September 6, 2014 vs. Houston (single), August 21, 2010 vs. Toronto (home run), August 1, 2008 vs. Oakland (single)

**Grand Slams:** 3, September 19, 2017 at Detroit (Alex Wilson); September 6, 2015 vs. Minnesota (Trevor May), October 4, 2009 vs. Cleveland (Chris Perez)

**Pinch-Hit Home Runs:** 1, September 13, 2015 at Los Angeles-AL (Huston Street)

**Inside-The-Park Home Runs:** None

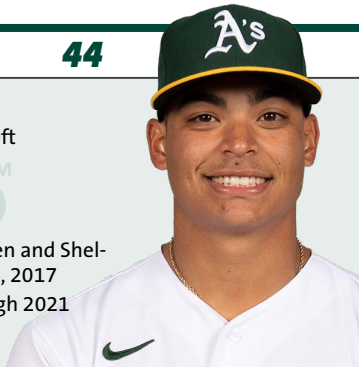
**Lead Off Home Runs:** None

## OAKLAND A'S FIVE-HIT GAMES

Bert Campaneris at Washington, August 9, 1968  
 Reggie Jackson at Boston, June 14, 1969  
 Sal Bando at Seattle, July 17, 1969  
 Tito Francona at Chicago, September 12, 1969  
 Sal Bando at Seattle, September 30, 1969  
 Joe Rudi vs. Minnesota, September 22, 1970  
 Dave Duncan vs. Boston, July 12, 1972  
 Claudell Washington at Detroit, August 30, 1974  
 Bert Campaneris at Boston, August 22, 1976  
 Jim Essian at Texas, July 1, 1979  
 Tony Phillips at Baltimore, May 16, 1986  
 Stan Javier vs. Cleveland, July 18, 1988  
 Luis Polonia at Kansas City, September 9, 1988  
 Dave Henderson at California, April 16, 1991  
 Rickey Henderson vs. Texas, September 29, 1991  
 Carney Lansford at California, September 8, 1992

Geronimo Berroa at Minnesota, April 10, 1994  
 Jason Giambi at Seattle, July 2, 1996  
 Dave Magadan vs. New York (AL), August 27, 1997  
 Ben Grieve at Cleveland, April 29, 1998  
 Mike Stanley at Toronto, September 4, 2000  
 Miguel Tejada vs. Texas, June 19, 2003  
 Eric Byrnes at San Francisco, June 29, 2003  
 Mark Kotsay vs. Seattle, April 30, 2005  
 Eric Chavez at Atlanta, June 12, 2005  
 Adam Kennedy at Boston, July 28, 2009  
 Mark Ellis at Baltimore, August 10, 2009  
 Adam Kennedy vs. Chicago (AL), August 15, 2009  
 Ryan Sweeney vs. Cleveland, May 5, 2011  
 Hideki Matsui at New York (AL), July 24, 2011  
 Josh Donaldson at Chicago (AL), September 9, 2014





**LEFT-HANDED PITCHER**

**Height/Weight:** 6-0 / 218

**Bats/Throws:** Left / Left

**Birthdate:** September 30, 1997

**Opening Day Age:** 23

**Birthplace/Resides:** Lima, Peru / Parkland, Florida

**Major League Service:** 1 year, 21 days

**Obtained:** Acquired from Washington with Blake Treinen and Sheldon Neuse for Sean Doolittle and Ryan Madson, July 16, 2017

**Contract Status:** First year of a one-year contract through 2021

[@Baby\\_Jesus9](#) [Updated Stats](#)

**CAREER HIGHLIGHTS**

Was selected by Washington in the 3rd round of the 2016 First-Year Player Draft and was traded to Oakland July 16, 2017...made his Major League debut with the A's during a September call-up in 2019 and is 3-2 with two saves and a 3.68 ERA in 18 games, including nine starts, in two seasons with Oakland...is 14-7 with a 2.53 ERA in 46 games, including 43 starts, in three seasons in the minors...has 234 strikeouts in 195.2 innings (10.76 strikeouts per nine innings)...was a Texas League Midseason and Postseason All-Star in 2018...started for the World Team in the 2018 Futures Game...was named the A's number one prospect by *Baseball America* following the 2018 and 2019 seasons after being ranked number five in 2017.

**2020 HIGHLIGHTS**

Went 3-2 with a 4.12 ERA in 12 games, including nine starts, in his rookie campaign...ranked second among Major League rookies in strikeouts (59) and innings pitched (59.0), tied for fifth in games and tied for ninth in wins and games started...walked just 17 batters in 59.0 innings (2.59 per nine innings) and now has 20 walks in 71.0 career innings (2.54 per nine innings)...walked two batters or fewer in 11 of his 12 appearances in 2020 and 17 of 18 in his career...however, surrendered nine home runs, which tied for fifth most among ML rookies...had a .257 opponents batting average, which broke down to .256 (45-for-176) against right-handed hitters compared to .260 (13-for-50) against left-handers...surrendered eight of his nine home runs and issued 15 of his 17 walks to righties...has allowed nine of his 10 career home runs and has 17 of his 20 walks against righties...six of his nine home runs were solo shots...his opponents average increased to .317 with runners in scoring position, including .421 with RISP and two outs...opponents hit .322 when leading off an inning but he walked just three...has walked just four batters to lead off an inning in his career...went 3-1 with a 2.40 ERA, .215 opponents batting average and .595 OPS in eight games, six starts, at home compared to 0-1 with an 8.15 ERA, .338 opponents average and 1.032 OPS in four games, three starts, on the road...allowed three home runs in 41.1 innings at home, six in 17.2 innings on the road...is now 3-1 with a 2.34 ERA in nine career appearances in the Coliseum, 0-1 with a 5.65 ERA in nine games on the road...had a .228 opponents batting average the first time through the lineup, .280 with six of his nine home runs after that...now has a .204 career opponents average the first time through the lineup...has allowed 12 of his 27 runs in the fourth and fifth innings...has a 2.67 ERA over the first three innings of a game and a 6.89 ERA in the fourth and fifth...has a 3.86 ERA from the sixth inning on, which includes his relief appearances...pitched in relief in his first two appearances of the season, made nine consecutive starts from Aug. 4 to Sept. 19 and then pitched in relief in his final outing...was 3-2 with a 3.83 ERA in his nine starts, 0-0 with a 5.59 ERA in three relief appearances...the A's were 6-3 (.667) in his starting assignments...first batters faced were 2-for-3 (.667) with a double in his three relief appearances...received no run support in three of his starts and had two runs of support or fewer in six of his nine starts...had 22 runs of support in 12 games and 59.0 innings overall...his season run support average of 3.36 was ninth lowest in the majors among pitchers with 50 or more innings pitched...was 1-1 with a 3.09 ERA in six games against the American League West compared to 2-1 with a 5.33 ERA in six games against National League West...the six interleague games are the first of his career...is 1-1 with a 2.66 ERA in 12 career games against the AL.

**OAKLAND:** Began the season pitching out of the bullpen and tossed 3.0 scoreless innings in his first outing on July 25 against Los Angeles (AL)...tossed 3.2 innings in his next relief appearance on July 29 against Colorado...did not allow a run in the sixth or seventh inning before yielding a RBI double to Blackmon in the eighth...that snapped his scoreless streak at a career-high 12.0 innings dating back to Sept. 21, 2019...made his first Major League start Aug. 4 against Texas...tossed 5.0 scoreless innings and allowed just two hits and two walks, but had a no decision in the A's 5-1 win...at the age of 22 years and 309 days, he was the youngest Athletic pitcher to start a game since Brett Anderson was 22 years, 243 days on Oct. 2, 2010...recorded his first big league win in his second start, a 7-2 A's win over Houston on Aug. 9...at the age of 22 years and 314 days, he was the youngest Athletic pitcher to win a game since Anderson in that Oct. 2, 2010 game...allowed a two-run home run to Gurriel in 5.2 innings of work...allowed a career-high six runs on a career-high nine hits in 3.1 innings at San Francisco on Aug. 14 but had a no decision in the A's 8-7 win in 10 innings...it was the shortest start of his career...struck out a career-high seven batters in 6.1 scoreless innings against Arizona on Aug. 19 for his second win...it was his first of five games with seven strikeouts...was charged with the only two losses of his career in back-to-back starts on Aug. 24 at Texas and Sept. 4 against San Diego...tossed a career-high 100 pitches in a career-high 7.0 innings against Houston Sept. 9...allowed just two runs but had a no decision in the A's 3-2 win...allowed a career-high three home runs in the first game of the Sept. 14 doubleheader at Seattle...combined with Diekman, Soria and Trivino on a six-hit shutout in the A's 6-0 win over San Francisco in his final start on Sept. 19 against San Francisco...then pitched in relief of Mike Fiers on Sept. 24 at Los Angeles (NL) to provide rotation flexibility for the postseason...walked three batters in 3.0 innings of relief, which was the first time he issued more than two free passes in a game...did not strike out a batter for the first time in his career...was 0-1 with a 8.22 ERA in two postseason starts...joins Jarrod Parker (2012) and Sonny Gray (2013) as the only rookie pitchers in Athletics history to make two postseason starts...allowed four home runs, which ties the Athletics record for a single postseason (fifth time, last: Dave Stewart, 1989)...started Game 1 of the AL-WCS against Chicago on Sept. 29 and was the losing pitcher in the A's 4-1 loss (3.1 ip, 6 h, 3 r, 3 er, 5 so, 2 hr)...the start came one day before his 23rd birthday, making him eighth youngest pitcher in Athletics history to start a postseason game...was the youngest since Barry Zito started Game 4 of the 2000 ALDS at the age of 22 years, 147 days...then had a no decision in the A's 9-7 win over Houston in Game 3 of the ALDS on Oct. 7 at Dodger Stadium (4.1 ip, 5 h, 4 r, 4 er, 2 bb, 2 so, 2 hr).

## CAREER

**2019**—Had his season interrupted twice by a strained left shoulder but, after going 2-1 with a 2.51 ERA and .221 opponents batting average in 11 games (nine starts) with three minor league teams, he was selected by Oakland on Sept. 9 after Las Vegas concluded its season...had no decisions, two saves, a 1.50 ERA and .119 opponents batting average in six relief appearances in his Major League debut...struck out 16 batters in 12.0 innings (12.00 per nine innings) and walked just three for a .196 on-base percentage...allowed two doubles and one home run for a .238 slugging percentage...left-handed hitters were 1-for-14 (.071) with no extra base hits, one walk and a .205 OPS...right-handed hitters batted .143 with a .547 OPS...opponents hit .138 with his lone home run with the bases empty, .077 with runners on...they were 1-for-8 (.125) with runners in scoring position...allowed a .095 average with two strikes...did not inherit any runners and first batters faced were 1-for-5 (.200) with a walk...made his debut on Sept. 11 at Houston and tossed a season-high 3.0 innings...allowed one run on one hit, a Martin Maldonado solo home run in the sixth inning...did not walk a batter and struck out two...fanned the first batter he faced, Aledmys Díaz...at the age of 21 years, 346 days, he became the youngest A's pitcher since Brett Anderson on Oct. 1, 2009 (21 years, 242 days)...became the first player born in Peru in ML history...in his second outing, he tossed the final three innings of the A's 6-1 win at Texas on Sept. 15 for his first professional save...at the age of 21 years, 350 days, he became the youngest A's pitcher to save a game since Houston Street on July 8, 2005 (21 years, 340 days)...allowed one run and struck out a season-high four...did not allow a run over his final four games and finished the season with a 7.0-inning scoreless streak...tossed 1.0 inning twice, 2.0 innings twice and 3.0 innings twice...tossed 3.0 scoreless innings of relief in the AL Wild Card game on Oct. 2 against Tampa Bay (1 h, 2 bb, 4 so)...the appearance came two days after his 22nd birthday, making him the second-youngest pitcher in Oakland postseason history...Rich Harden had two outings in 2003, with the youngest coming at 21 years and 305 days...was rated as the A's number one prospect by *Baseball America* following the season...was a non-roster invitee with the A's during the spring and had

a 0.93 ERA in four games before he was shut down with a supraspinatus muscle strain...was assigned to Single-A Stockton June 11 and appeared in two games with the Ports and three with Las Vegas before going on the injured list July 4...made one rehab start with the AZL A's Green before he was reinstated from the IL Aug. 10 and sent to Stockton...moved back to Las Vegas Aug. 15...combined to strike out 57 batters in 43.0 minor league innings (11.93 per nine innings)...walked just eight (1.67 per nine innings) for a strikeout-to-walk ratio of 7.13...his opponents batting average broke down to .132 against left-handed hitters compared to .248 with all four of his home runs against right-handers...had a .379 OPS against lefties, .675 against righties...all four of the home runs were solo shots...yielded a .132 average with runners in scoring position...tossed fewer than five innings in nine of his 11 appearances, but logged at least two innings each time...surrendered one run or fewer eight times...his only two relief appearances came in his first two outings with Stockton on June 11 against San Jose (3.0 scoreless innings) and June 16 at Modesto (nine strikeouts in 4.0 innings)...was transferred to Las Vegas June 22 and went 1-0 with a 3.65 ERA in three starts before going on the IL July 4 with a Grade 2 latissimus dorsi muscle strain...made a rehab start with the A's Green squad in the Arizona Rookie League on Aug. 5 against the White Sox...was sent to Stockton for one start on Aug. 10 against Rancho Cucamonga and pitched 3.0 scoreless and hitless innings while striking out seven...returned to Las Vegas Aug. 15...went 0-0 with a 1.17 ERA over his final three regular season starts...struck out a season-high 10 batters and did not issue a walk in a season-high 6.0 innings in his final start on Aug. 30 against Tacoma...also had a season-high 93 pitches...started Game 3 of the Pacific Coast League Conference Championship Series against Sacramento on Sept. 6 and was the winning pitcher in the Aviators 11-4 victory (5.2 ip, 7 h, 1 r, 1 er, 2 bb, 7 so).

**2018**—Made both his Double-A and Triple-A debut in just his second professional season...pitched for three different clubs in the A's farm system and combined for a 10-5 record and a 2.88 ERA in 23 starts with Single-A Stockton, Double-A Midland and Triple-A Nashville...struck out 129 batters in 109.1 innings, an average of 10.62 per nine innings...walked 30 for a strikeout-to-walk ratio of 4.3...surrendered just seven home runs (0.58 per nine innings)...ranked third in the A's farm system in ERA, tied for third in wins and fourth in strikeouts...was named a MiLB.com organization All-Star...allowed a .220 opponents batting average, including .213 against right-handed hitters compared to .250 against left-handers...surrendered six of his seven home runs to righties...yielded a .208 average with runners in scoring position...began the season at Stockton and was 2-1 with a 1.23 ERA in three starts when he was promoted to Midland on April 23...spent most of the season with the RockHounds, going 7-3 with a 2.29 ERA and .204 opponents batting average in 16 starts...the ERA was the lowest in the Texas League during his time at Double-A (April 23-Aug. 1)...also ranked second in opponents batting average, third in wins and fifth in strikeouts (86)...was named to the TL Midseason and Postseason All-Star teams...was promoted to Nashville Aug. 2 and was 1-1 with a 7.31 ERA in four starts with the Sounds...tossed five innings or fewer in all but one start...struck out a season-high 10 batters in 5.0 innings in his second start on April 11 against Rancho Cucamonga...followed that with 5.0 scoreless and hitless innings April 17 at Modesto before being promoted to Midland April 23...allowed one run or fewer in 10 consecutive starts from June 6 to Aug. 6 (includes one start with Nashville)...yielded just four runs total over that span and went 6-1 with a 0.53 ERA and .180 opponents batting average...won each of his final six decisions during that streak...allowed three hits or fewer in eight consecutive starts from June 6 to July 19 (19-for-140, .136)...had a 28.0-inning scoreless streak from June 17 to July 25...tossed a season-high 6.0 scoreless innings and allowed just three hits and one walk while matching his season high with 10 strikeouts on July 9 at Springfield...it was his only outing longer than five innings...started for the World Team in the All-Star Futures game in Washington, DC on July 15 (2.0 ip, 3 h, 1 r, 1 er, 0 bb, 2 so)...was promoted to Nashville Aug. 2 and tossed 5.0 scoreless innings for the win in his first start on Aug. 6 against Sacramento...was named the A's number one prospect by *Baseball America* following the season...was listed number seven on *Baseball America's* Top 100 Prospects listed and number 14 by MLB.com.

**2017**—Pitched for three different teams in two organizations in his professional debut and was a combined 2-1 with a 1.66 ERA and .216 opponents batting average in 12 games, including 11 starts...struck out 48 batters in 43.1 innings (9.97 strikeouts per nine innings) and walked just five (1.04 per nine innings)...yielded two home runs...allowed a .190 average against left-handed hitters and .171 with runners in scoring position...had a 0.82 ERA in the first inning and did not al-

low a run in the second inning (12.0 ip)...began the season with the Nationals affiliate in the Gulf Coast Rookie League and went 1-0 with a 1.32 ERA in three starts...made his professional debut June 28 against the Marlins (4.0 ip, 4 h, 1 r, 1 er, 0 bb, 7 so)...was credited with his first win July 10 against the Astros when he allowed one run on four hits in a season-high 5.0 innings...was traded to the Oakland A's with pitcher Blake Treinen and minor league infielder Sheldon Neuse for pitchers Sean Doolittle and Ryan Madson on July 16 and was assigned to the A's affiliate in the Arizona Rookie League...went 0-1 with a 1.54 ERA in four games, including three starts...was promoted to Vermont of the Short Season New York-Penn League Aug. 9 and was 1-0 with a 2.00 ERA in five starts with the Lake Monsters...started and won Game 2 of the New York-Penn League Semifinals in the Lake Monsters two-game sweep of Hudson Valley...tossed 5.0 scoreless innings and allowed one hit and one walk while striking out five...was rated as the A's fifth-best prospect by *Baseball America* following the season.

**2016**—Did not pitch after undergoing “Tommy John” surgery while in high school.

## PERSONAL/MISCELLANEOUS

Jesús G. Luzardo was originally signed by Washington scout Alex Morales...graduated from Stoneman Douglas (FL) High School...went 4-0 with a 0.66 ERA in four starts as a senior in 2016 before undergoing “Tommy John” ligament replacement surgery on March 22, 2016...the surgery was performed by Dr. James Andrews.

## LIFETIME PITCHING RECORD

| Year                       | Club          | W                         | L        | ERA         | G         | GS        | CG       | SHO      | SV       | IP           | H          | R         | ER        | HR        | HB       | BB        | IBB      | SO         | WP        | BK       |
|----------------------------|---------------|---------------------------|----------|-------------|-----------|-----------|----------|----------|----------|--------------|------------|-----------|-----------|-----------|----------|-----------|----------|------------|-----------|----------|
| 2016                       | GCL Nationals | (Injured — did not pitch) |          |             |           |           |          |          |          |              |            |           |           |           |          |           |          |            |           |          |
| 2017                       | GCL Nationals | 1                         | 0        | 1.32        | 3         | 3         | 0        | 0        | 0        | 13.2         | 14         | 2         | 2         | 1         | 0        | 0         | 0        | 15         | 2         | 1        |
|                            | AZL Athletics | 0                         | 1        | 1.54        | 4         | 3         | 0        | 0        | 0        | 11.2         | 9          | 2         | 2         | 0         | 1        | 1         | 0        | 13         | 1         | 0        |
|                            | Vermont       | 1                         | 0        | 2.00        | 5         | 5         | 0        | 0        | 0        | 18.0         | 12         | 5         | 4         | 1         | 2        | 4         | 0        | 20         | 0         | 0        |
| 2018                       | Stockton      | 2                         | 1        | 1.23        | 3         | 3         | 0        | 0        | 0        | 14.2         | 6          | 2         | 2         | 0         | 0        | 5         | 0        | 25         | 0         | 0        |
|                            | Midland       | 7                         | 3        | 2.29        | 16        | 16        | 0        | 0        | 0        | 78.2         | 58         | 22        | 20        | 5         | 3        | 18        | 0        | 86         | 2         | 2        |
|                            | Nashville     | 1                         | 1        | 7.31        | 4         | 4         | 0        | 0        | 0        | 16.0         | 25         | 13        | 13        | 2         | 1        | 7         | 0        | 18         | 1         | 1        |
| 2019                       | AZL A's Green | 0                         | 0        | 0.00        | 1         | 1         | 0        | 0        | 0        | 2.0          | 1          | 0         | 0         | 0         | 0        | 0         | 0        | 5          | 0         | 0        |
|                            | Stockton      | 1                         | 0        | 0.90        | 3         | 1         | 0        | 0        | 0        | 10.0         | 6          | 1         | 1         | 1         | 0        | 0         | 0        | 18         | 1         | 0        |
|                            | Las Vegas     | 1                         | 1        | 3.19        | 7         | 7         | 0        | 0        | 0        | 31.0         | 29         | 12        | 11        | 3         | 0        | 8         | 0        | 34         | 3         | 0        |
|                            | OAKLAND       | 0                         | 0        | 1.50        | 6         | 0         | 0        | 0        | 2        | 12.0         | 5          | 2         | 2         | 1         | 1        | 3         | 0        | 16         | 2         | 0        |
| 2020                       | OAKLAND       | 3                         | 2        | 4.12        | 12        | 9         | 0        | 0        | 0        | 59.0         | 58         | 27        | 27        | 9         | 3        | 17        | 1        | 59         | 3         | 1        |
| <b>Major League Totals</b> |               | <b>3</b>                  | <b>2</b> | <b>3.68</b> | <b>18</b> | <b>9</b>  | <b>0</b> | <b>0</b> | <b>0</b> | <b>71.0</b>  | <b>63</b>  | <b>29</b> | <b>29</b> | <b>10</b> | <b>4</b> | <b>20</b> | <b>1</b> | <b>75</b>  | <b>5</b>  | <b>1</b> |
| <b>Minor League Totals</b> |               | <b>14</b>                 | <b>7</b> | <b>2.53</b> | <b>46</b> | <b>43</b> | <b>0</b> | <b>0</b> | <b>0</b> | <b>195.2</b> | <b>160</b> | <b>59</b> | <b>55</b> | <b>13</b> | <b>7</b> | <b>43</b> | <b>0</b> | <b>234</b> | <b>10</b> | <b>4</b> |

## CAREER TRANSACTIONS

**2016** — Selected by the Washington Nationals organization in the 3rd round of the First-Year Player Draft.

**2017** — Traded to the Oakland Athletics with pitcher Blake Treinen and minor league infielder Sheldon Neuse for pitchers Sean Doolittle and Ryan Madson, July 16.

## WILD CARD RECORD

| Year          | Club/Opp.   | W        | L        | ERA         | G        | GS       | CG       | SHO      | SV       | IP         | H        | R        | ER       | HR       | HB       | BB       | IBB      | SO       | WP       | BK       |
|---------------|-------------|----------|----------|-------------|----------|----------|----------|----------|----------|------------|----------|----------|----------|----------|----------|----------|----------|----------|----------|----------|
| 2019          | OAK vs. TB  | 0        | 0        | 0.00        | 1        | 0        | 0        | 0        | 0        | 3.0        | 1        | 0        | 0        | 0        | 0        | 2        | 0        | 4        | 0        | 0        |
| 2020          | OAK vs. CWS | 0        | 1        | 8.10        | 1        | 1        | 0        | 0        | 0        | 3.1        | 6        | 3        | 3        | 2        | 0        | 0        | 0        | 5        | 0        | 0        |
| <b>Totals</b> |             | <b>0</b> | <b>1</b> | <b>4.26</b> | <b>2</b> | <b>1</b> | <b>0</b> | <b>0</b> | <b>0</b> | <b>6.1</b> | <b>7</b> | <b>3</b> | <b>3</b> | <b>2</b> | <b>0</b> | <b>2</b> | <b>0</b> | <b>9</b> | <b>0</b> | <b>0</b> |

## DIVISION SERIES RECORD

| Year | Club/Opp.   | W | L | ERA  | G | GS | CG | SHO | SV | IP  | H | R | ER | HR | HB | BB | IBB | SO | WP | BK |
|------|-------------|---|---|------|---|----|----|-----|----|-----|---|---|----|----|----|----|-----|----|----|----|
| 2020 | OAK vs. HOU | 0 | 0 | 8.31 | 1 | 1  | 0  | 0   | 0  | 4.1 | 5 | 4 | 4  | 2  | 0  | 2  | 0   | 2  | 0  | 0  |

## LUZARDO'S CAREER BESTS

**Low Hit Complete Game:** None

**Innings Pitched:** 7.0, September 9, 2020 vs. Houston. As reliever: 3.2, July 29, 2020 vs. Colorado

**Strikeouts:** 7 (five times), last: September 19, 2020 vs. San Francisco. As reliever: 5, July 29, 2020 vs. Colorado

**Pitches:** 100, September 9, 2020 vs. Houston. As reliever: 67, July 29, 2020 vs. Colorado

**Longest Winning Streak:** 2, August 9 to 19, 2020

**Longest Losing Streak:** 2, August 24 to September 4, 2020

**Longest Scoreless Streak:** 13.0, September 15, 2019 to July 29, 2020

**INFIELDER****Height/Weight:** 5-11 / 185**Bats/Throws:** Left / Right**Birthdate:** September 25, 1993 **Opening Day Age:** 27**Birthplace/Resides:** Humacao, Puerto Rico / San Lorenzo, Puerto Rico**Major League Service:** 1 year**Obtained:** Acquired from Philadelphia for cash considerations, December 12, 2019**Contract Status:** First year of a one-year contract through 2021[@Vimael25](#) [Updated Stats](#)**CAREER HIGHLIGHTS**

Was selected by the Chicago Cubs in the 10th round of the 2015 draft and spent five seasons in the Cubs organization before he was drafted by Philadelphia in the 2019 Rule 5 Draft and immediately traded to Oakland...made his Major League debut with the A's in 2020 and hit .206 with no RBI in 24 games...is a .265 career hitter with 25 home runs and 206 RBI in 451 games in the minors...has played every position as a minor leaguer, including 153 at second base, 120 at third base, 82 at shortstop, 50 at first base, six in left field, two at pitcher and one each at catcher, center field and right field.

**2020 HIGHLIGHTS**

Was selected by the Phillies from the Cubs in the 2019 Rule 5 Draft and was traded to A's the same day...spent the entire season with Oakland and batted .206 with two doubles and no RBI in 24 games in his Major League debut...walked eight times for a .296 on-base percentage...hit .105 over his first nine games through Aug. 26, .250 over his final 15 contests...made 16 of his 18 starts in games in which the opponent started a right-handed pitcher...batted .214 (12-for-56) against right-handers and was 1-for-7 (.143) against left-handers...the one hit off a lefty was a double and he drew five of his eight walks against southpaws for a .786 OPS (.486 vs. righties)...hit .243 during the day, .154 with all eight of his walks at night...was 0-for-17 with runners in scoring position...the at bats were the most in the majors among players with no hits with RISP...had a .400 average when leading off an inning...batted .273 with no outs, .200 with one out and .125 with two outs...hit .300 over innings one through six, .043 from the seventh inning on...was 5-for-9 (.556) when putting the first pitch in play...batted .065 with two strikes...started seven games at third base, five at shortstop, four at designated hitter and two at second base...played all four infield positions as he also had two games at first base...committed two errors, both in his six games at shortstop...was 6-for-16 (.375) as a shortstop, 7-for-47 (.149) at all other positions...struck out in his only at bat as a pinch hitter...made nine starts batting eighth, five in the nine spot and four hitting seventh...played for Caguas in the Puerto Rican Winter League following the season and hit .345 with seven RBI and six walks (.435 on-base percentage) in 16 games...ranked third in the PRWL in batting and on-base percentage and tied for third in hits (20).

**OAKLAND:** Was on the A's Opening Day roster and made his Major League debut in the third game of the season on July 26 against Los Angeles (AL)...started at designated hitter and went 0-for-3 with two grounded into double plays...started at second base July 29 against Colorado, his only defensive start over his first eight games...went 0-for-8 over his first four games before singling off Kevin Gausman in the third inning Aug. 15 at San Francisco for his first Major League hit...was batting .125 over his first eight games through Aug. 18...then reached base safely in each of his next eight contests from Aug. 26 to Sept. 9...went 7-for-24 (.292) with five walks (.414 on-base percentage) during the streak...made his first three career starts at shortstop in the three-game series against San Diego from Sept. 4-6 and hit safely in all three games (3-for-11, .273)...was 3-for-3 in the second game of the doubleheader Sept. 8 against Houston for his first career multiple-hit game...doubled in the fourth inning of that contest for his first extra base hit...went 4-for-23 (.174) over his final eight games beginning Sept. 10...was on the A's roster for

the American League Wild Card Series against Chicago but did not play...was replaced by Jordan Weems on the ALDS roster.

## CAREER

**2019**—Spent most of the season at Double-A Tennessee in the Chicago Cubs organization, batting .294 with six home runs, 61 RBI and 63 walks (.403 on-base percentage) in 117 games...also had two stints with Iowa, going 8-for-25 (.320) in 12 games...combined for a .295 average, seven home runs, 65 RBI and 69 walks (.390 on-base percentage) in 129 games overall...had career highs in on-base percentage (.390), OPS (.802), hits (132), doubles (27), triples (2), extra base hits (36), walks, stolen bases (8), hit by pitches (5), intentional walks (10), sacrifice flies (7), games and at bats (447)...led the Cubs farm system in walks, tied for second in hits, tied for third in doubles and RBI, ranked fifth in total bases (184) and seventh in extra base hits...his on-base percentage was the best among Cubs full-season minor leaguers and his batting average ranked second...led the Southern League in on-base percentage (.386), tied for the lead in walks (63), tied for third in hits (124), ranked fifth in doubles (26), sixth in batting (.294) and 10th in RBI (61) and OPS (.789)...was named to the SL Midseason All-Star team...batted .302 with six of his seven home runs against right-handed pitching compared to .281 against left-handers...had a .375 batting average with runners in scoring position, including .383 with RISP and two outs...was 5-for-8 (.625) with three doubles and a home run with the bases loaded...hit six of his seven home runs in his home ballparks...batted .320 at home with Tennessee...had a .328 average during the day...started 45 games at shortstop, 43 at second base, 23 at third base, six at first base and one at catcher...made eight errors at shortstop (.949 fielding percentage), three at third base (.940), three at second base (.984) and one at first base (.984)...also played one game at each outfield position, all in one game on Aug. 30 when he played every position except pitcher...went 2-for-9 (.222) in two games at designated hitter and was 1-for-3 (.333) as a pinch hitter...hit in every spot in the order except sixth...saw most of his time batting second (47 games), third (39 games) and fifth (24 games)...began the year at Tennessee and hit safely in each of his first four games (4-for-13, .308) before he was transferred to Iowa April 11...went 6-for-19 (.316) with four walks in 10 games before he was sent back to Tennessee April 26...struck out just once in 75 plate appearances over a 19-game stretch from April 28 to May 18...hit .405 (34-for-84) over a 22-game span from May 2 to 26...was a perfect 4-for-4 with a walk, two doubles, a triple and three RBI May 17 at Jackson...had another four hit game May 22 against Pensacola...was named SL Player of the Week for the week of May 20-26 after going 10-for-21 (.476) with six runs, six RBI and four walks in five games...scored a career-high tying three runs May 31 at Biloxi (fifth time)...earned SL Player of the Month honors in May after hitting .369 with 12 doubles, one triple, one home run and 17 RBI in 27 games (.440 on-base percentage, .527 slugging percentage, .981 OPS)...had an 11-game hitting streak from June 6-21 (15-for-44, .341)...stole two bases in a game for the first time in his career, June 14 at Pensacola...started at second base for the North in the SL All-Star Game June 18 and went 2-for-5 with a run scored...hit his first career grand slam and collected a season-high four RBI June 25 at Chattanooga...singled, walked a career-high tying three times and had a sacrifice fly in five plate appearances at Chattanooga on July 30...hit safely in each of his final 14 games with Tennessee from Aug. 16-31, which was his longest hitting streak of the season...went 19-for-53 (.358) with 11 RBI, nine runs and nine walks during the streak...played every position except pitcher Aug. 30 at Mobile...started the game at catcher, his first career appearance behind the plate...then played, in order, one inning at third, short, second, first, left, center and right, before returning to third base in the ninth inning...it was also his first career appearances in center and right...went 2-for-4 with a RBI in the game, a 5-4 Smokies win...was moved up to Iowa Sept. 1 and was 2-for-6 (.333) with a home run and four RBI in two regular season games...then went 8-for-23 (.348) with two doubles, two home runs, two RBI, two walks and two stolen bases in five games for Iowa in the Pacific Coast League Semifinals against Round Rock...played for Caguas in the Puerto Rican Winter League following the season and batted .333 with 10 RBI in 28 games.

**2018**—Began the year at Single-A Myrtle Beach and was hitting .209 with two home runs and 14 RBI in 33 games when he was moved up to Double-A Tennessee May 16...batted .220 with five home runs and 28 RBI in 79 games with the Smokies and combined for a .217 average, seven home runs and 42 RBI in 112 games overall...added 67 walks for a .343 on-base percentage...ranked third in the Cubs farm system in walks...struck out a career-high 77 times...hit .217 with



all seven of his home runs against right-handed pitching, .215 against left-handers...batted .264 on the road .278 with runners on and .316 with runners in scoring position and two outs...connected for five of his seven home runs after the All-Star Break...started games at all four infield positions (48 at second base, 20 at third base, 12 at first base, five at shortstop) plus one in left field...committed eight errors, including four as a second baseman (.980 fielding percentage)...also hit .269 in 14 games at designated hitter and was 2-for-6 (.333) with a walk and a RBI as a pinch hitter...saw his most action with 32 games batting second and 25 hitting third...had a 16-game reaching base streak from April 12 to May 2...went 18-for-52 (.346) with 20 walks (.434 on-base percentage) during the streak...was 4-for-6 with three RBI April 14 at Down East, his first of two four-hit games...batted .257 in April but walked 18 times in 22 games to fuel a .416 on-base percentage...went 17-for-34 (.500) with 10 RBI and eight walks over a 13-game span from May 23 to June 6...was a perfect 4-for-4 with a career-high three doubles July 22 at Biloxi...hit .314 with two home runs, 14 RBI and 19 walks (.413 on-base percentage) in 34 games for Caguas in the Puerto Rican Winter League.

**2017**—Played for the Cubs two Single-A affiliates at South Bend and Myrtle Beach and combined to hit .303 with 11 home runs and 72 RBI in 117 games...had career highs in batting, slugging (.438), home runs, RBI and runs scored (65)...led the Cubs farm system in hits (130), ranked third in RBI, tied for fifth in runs and sixth in total bases (188)...hit .342 on the road, .323 in the seventh inning or later and .315 with runners in scoring position...started 36 games at third base, 26 at second base, 22 at first base, four at shortstop and one in left field...also pitched once...made his second career appearance as a pitcher in the second game of an April 7 doubleheader at West Michigan (1.2 ip, 2 h, 1 r, 1 er, 1 bb, 2 so)...hit his first career home run and drove in a career-high five runs April 26 at Lansing...it snapped a career-opening 102-game homerless streak...went 19-for-44 (.432) with 11 RBI over a 12-game stretch from May 30 to June 11...hit six of his 11 home runs and had 21 RBI over a 15-game stretch from June 29 to July 14...batted .327 in June and then hit .362 in July...went 12-for-22 (.545) with nine runs, a double, two home runs and seven RBI in a four-game series at Daytona July 7-10...that included a career-high five-hit game on July 9 when he also drove in four runs...hit safely in each of his final seven games at South Bend before he was promoted to Myrtle Beach July 14...hit safely in each of his first four games with the Pelicans for an 11-game hitting streak overall...went 23-for-52 (.442) with 13 runs and 13 RBI during the streak...was 3-for-6 (.500) with a double and a walk in two postseason games.

**2016**—Began the season in extended Spring Training before joining Triple-A Iowa on June 14...had two stints on the DL and also played for Short-Season Single-A Eugene and Single-A South Bend...batted a combined .267 with no home runs and 17 RBI in 49 games...added 23 walks for a .377 on-base percentage...batted .364 with a .462 on-base percentage when leading off an inning...started 19 games at second base, 12 at third base, four at shortstop and three in left field...committed five errors, all as a second baseman...also pitched for the first time in his career on July 8 at Colorado Springs (0.1 ip, 2 h, 1 bb)...went 4-for-12 (.333) with five walks over his first nine games with Iowa before going on the disabled list June 28 with a strained right calf...was reinstated July 6, went 1-for-6 in five games, and returned to the DL with the calf injury July 12...was reinstated from the DL and transferred to Eugene July 19...went 6-for-14 (.429) in four games before he was moved up to South Bend July 26...was 2-for-9 (.222) with a triple and two walks in three postseason games.

**2015**—Bounced between Short Season Eugene and Single-A South Bend in his professional debut and hit a combined .179 with 10 RBI in 44 games...started 18 games at third base, 17 at shortstop and five at second base...went 1-for-3 in his first game with Eugene on June 25 against Boise...had two doubles July 2 at Hillsboro, was promoted to South Bend July 3, and had two doubles the next day at Bowling Green...returned to Eugene Aug. 14 and was sent back to South Bend Aug. 25 to finish the year.

## PERSONAL/MISCELLANEOUS

Vimael Machín Soto was originally signed by Cubs scout Billy Swoope...attended Puerto Rico's Baseball Academy High School...graduated from Virginia Commonwealth University where he was a three-time all-conference selection...led VCU with a .339 batting average and 53 RBI in 2015.



## LIFETIME PLAYING RECORD

| Year                | Club         | AVG  | G   | AB   | R   | H   | 2B | 3B | HR | RBI | SH | SF | HP | BB  | SO  | SB | CS   | OBP  | SLG  | E  |
|---------------------|--------------|------|-----|------|-----|-----|----|----|----|-----|----|----|----|-----|-----|----|------|------|------|----|
| 2015                | Eugene       | .188 | 11  | 32   | 2   | 6   | 2  | 0  | 0  | 3   | 0  | 0  | 2  | 1   | 6   | 1  | 1    | .257 | .250 | 2  |
|                     | South Bend   | .177 | 33  | 113  | 9   | 20  | 4  | 0  | 0  | 7   | 0  | 1  | 0  | 15  | 20  | 1  | 0    | .271 | .212 | 4  |
| 2016                | Iowa         | .278 | 14  | 18   | 7   | 5   | 0  | 0  | 0  | 1   | 0  | 0  | 0  | 7   | 4   | 0  | 1    | .480 | .278 | 1  |
|                     | Eugene       | .429 | 4   | 14   | 2   | 6   | 0  | 0  | 0  | 5   | 0  | 2  | 0  | 3   | 2   | 2  | 0    | .474 | .429 | 2  |
| 2017                | South Bend   | .243 | 31  | 103  | 11  | 25  | 6  | 0  | 0  | 11  | 2  | 0  | 2  | 13  | 23  | 3  | 0    | .339 | .301 | 2  |
|                     | Myrtle Beach | .320 | 72  | 272  | 46  | 87  | 17 | 1  | 10 | 57  | 6  | 3  | 0  | 24  | 33  | 4  | 2    | .371 | .500 | 11 |
| 2018                | Myrtle Beach | .274 | 45  | 157  | 19  | 43  | 6  | 0  | 1  | 15  | 0  | 0  | 0  | 16  | 31  | 0  | 2    | .341 | .331 | 2  |
|                     | Tennessee    | .209 | 33  | 110  | 20  | 23  | 6  | 0  | 2  | 14  | 0  | 2  | 1  | 28  | 23  | 1  | 0    | .369 | .318 | 5  |
| 2019                | Tennessee    | .220 | 79  | 250  | 30  | 55  | 10 | 1  | 5  | 28  | 2  | 3  | 39 | 54  | 2   | 1  | .330 | .328 | 3    |    |
|                     | Iowa         | .294 | 117 | 422  | 47  | 124 | 26 | 1  | 6  | 61  | 1  | 7  | 5  | 63  | 57  | 8  | 2    | .386 | .403 | 13 |
| 2020                | OAKLAND      | .320 | 12  | 25   | 7   | 8   | 1  | 1  | 1  | 4   | 0  | 0  | 0  | 6   | 5   | 0  | 0    | .452 | .560 | 2  |
| Major League Totals |              | .206 | 24  | 63   | 11  | 13  | 2  | 0  | 0  | 0   | 0  | 0  | 0  | 8   | 10  | 0  | 0    | .296 | .238 | 2  |
| Minor League Totals |              | .265 | 451 | 1516 | 200 | 402 | 78 | 4  | 25 | 206 | 11 | 17 | 13 | 215 | 258 | 22 | 9    | .358 | .371 | 47 |

## LIFETIME PITCHING RECORD

| Year                | Club       | W | L | ERA  | G | GS | CG | SHO | SV | IP  | H | R | ER | HR | HB | BB | IBB | SO | WP | BK |
|---------------------|------------|---|---|------|---|----|----|-----|----|-----|---|---|----|----|----|----|-----|----|----|----|
| 2016                | Iowa       | 0 | 0 | 0.00 | 1 | 0  | 0  | 0   | 0  | 0.1 | 2 | 0 | 0  | 0  | 0  | 1  | 0   | 0  | 0  | 0  |
| 2017                | South Bend | 0 | 1 | 5.40 | 1 | 0  | 0  | 0   | 0  | 1.2 | 2 | 1 | 1  | 0  | 0  | 1  | 0   | 2  | 0  | 0  |
| Minor League Totals |            | 0 | 1 | 4.50 | 2 | 0  | 0  | 0   | 0  | 2.0 | 4 | 1 | 1  | 0  | 0  | 2  | 0   | 2  | 0  | 0  |

## CAREER TRANSACTIONS

**2011** — Selected by the San Diego Padres organization in the 29th round of the First-Year Player Draft; did not sign. **2015** — Selected by the Chicago Cubs organization in the 10th round of the First-Year Player Draft. **2019** — Selected by the Philadelphia Phillies in the Major League Rule 5 draft, December 12. Traded to the Oakland Athletics for cash considerations, December 12.

## WILD CARD RECORD

| Year | Club/Opp.   | AVG. | G | AB | R | H | 2B | 3B | HR | RBI | SH | SF | HP | BB | SO | SB | CS | OBP | SLG | E |
|------|-------------|------|---|----|---|---|----|----|----|-----|----|----|----|----|----|----|----|-----|-----|---|
| 2020 | OAK vs. CWS |      |   |    |   |   |    |    |    |     |    |    |    |    |    |    |    |     |     |   |

(On roster — did not play)

## MACHÍN'S CAREER BESTS

Hits: 3, September 8, 2020 vs. Houston

Home Runs: None

Runs Batted In: None

Stolen Bases: None

Hitting Streak: 4, August 29 to September 6, 2020

Hitless Streak (At Bats): 8, July 26 to August 11, 2020

Game Ending RBI: None

Grand Slams: None

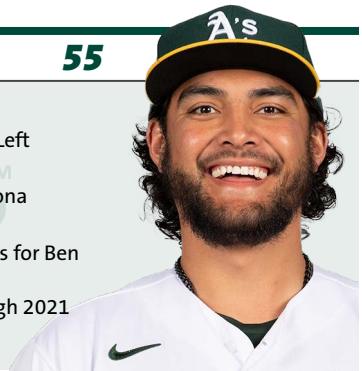
Pinch-Hit Home Runs: None

Inside-The-Park Home Runs: None

Lead Off Home Runs: None

## OAKLAND A'S PLAYERS WHO HAVE PITCHED

| PLAYER          | DATE               | OPPONENT            | SCORE | DEC | IP  | H | R | ER | BB | SO |
|-----------------|--------------------|---------------------|-------|-----|-----|---|---|----|----|----|
| Nick Martini    | July 22, 2019      | at Houston          | 1-11  | -   | 1.0 | 0 | 0 | 0  | 2  | 1  |
| Kendrys Morales | April 20, 2019     | at Toronto          | 1-10  | -   | 1.0 | 1 | 1 | 1  | 2  | 0  |
| Jake Smolinski  | June 13, 2018      | Houston             | 5-13  | -   | 1.0 | 2 | 2 | 2  | 0  | 0  |
| Tyler Ladendorf | June 3, 2016       | at Houston          | 2-12  | -   | 1.0 | 1 | 0 | 0  | 1  | 0  |
| Josh Phegley    | May 8, 2016        | at Baltimore        | 3-11  | -   | 0.2 | 0 | 0 | 0  | 0  | 1  |
| Ike Davis       | August 16, 2015    | at Baltimore        | 2-18  | -   | 1.0 | 1 | 0 | 0  | 1  | 1  |
| Ike Davis       | April 21, 2015     | at Los Angeles (AL) | 1-14  | -   | 1.0 | 0 | 0 | 0  | 0  | 0  |
| Frank Menechino | July 18, 2000      | at Colorado         | 3-18  | -   | 1.0 | 6 | 4 | 4  | 0  | 0  |
| Kevin Seitzer   | May 2, 1993        | at Cleveland        | 2-10  | -   | 0.1 | 0 | 0 | 0  | 0  | 1  |
| Vance Law       | October 2, 1991    | at Kansas City      | 5-16  | -   | 0.2 | 1 | 0 | 0  | 1  | 0  |
| Mark Wagner     | August 20, 1984    | at Detroit          | 1-14  | -   | 1.2 | 2 | 0 | 0  | 1  | 1  |
| Garry Hancock   | June 25, 1984      | at Kansas City      | 0-16  | -   | 1.1 | 0 | 0 | 0  | 0  | 0  |
| Wayne Gross     | May 18, 1983       | at Minnesota        | 5-16  | -   | 2.1 | 2 | 0 | 0  | 1  | 0  |
| Jeff Newman     | September 14, 1977 | at Kansas City #2   | 0-6   | -   | 1.0 | 1 | 0 | 0  | 0  | 0  |

**LEFT-HANDED PITCHER****Height/Weight:** 6-5 / 245**Bats/Throws:** Right / Left**Birthdate:** February 1, 1992**Opening Day Age:** 29**Birthplace/Resides:** Valparaiso, Indiana / Phoenix, Arizona**Major League Service:** 4 years, 157 days**Obtained:** Acquired from Kansas City with Aaron Brooks for Ben Zobrist and cash, July 28, 2015**Contract Status:** First year of a one-year contract through 2021 [seanmanaea](#)  [Updated Stats](#)**CAREER HIGHLIGHTS**

Made his Major League debut with Oakland in 2016 and is 39-31 with a 3.85 ERA in 97 games, 96 starts, in five seasons with the A's...was originally drafted by Kansas City as a Competitive Balance pick following the first round of the 2013 draft and was dealt to the A's just prior to the 2015 trading deadline in the Ben Zobrist deal...tossed the seventh no-hitter in Oakland history and the 12th in Athletics history on April 21, 2018 against Boston...pitched in the Arizona Fall League in 2015 and started for the East in the AFL Fall Stars Game...led the Carolina League and the Royals farm system with 146 strikeouts in 2014...was rated as the Royals number six prospect by *Baseball America* following the 2013 season and number three after 2014...was rated as the A's number two prospect following the 2015 season.

**2020 HIGHLIGHTS**

Went 4-3 with a 4.50 ERA in 11 starts...the ERA was the highest of his career as was his .270 opponents batting average...his .427 slugging percentage matched his high...went 4-1 with a 2.65 ERA and .234 opponents batting average over his final six starts dating back to Aug. 20...the wins tied for fourth most in the majors over that span...went 0-2 with a 7.65 ERA and .325 opponents average over his first five starts...tied for the team lead in starts...walked just eight batters in 54.0 innings, an average of 1.33 walks per nine innings...that was the lowest mark of his career and was sixth lowest in the majors among pitchers with 50 or more innings pitched...struck out 45 for a career-best 5.63 strikeout-to-walk ratio...had five starts without a walk, five with one and three in his other...has walked just 47 batters in 244.1 innings over the last three years (1.73 per nine innings)...had a 2.56 ERA and .233 opponents batting average over the first three innings of his starts compared to a 7.59 ERA and .319 opponents average from the fourth inning on...in 16 starts over the last two seasons, he has a 1.70 ERA and .208 opponents batting average over innings 1-3 and a 5.50 ERA and .266 opponents average from the fourth inning on...his .270 opponents batting average broke down to .250 (13-for-52) against left-handed hitters compared to .277 (44-for-159) against right-handers...issued seven of eight walks to righties...went 2-1 with a 3.32 ERA and .182 opponents batting average in four starts during the day, 2-2 with a 5.29 ERA and .321 opponent average in seven starts at night...is now 18-5 with a 3.22 ERA and .212 opponents batting average in 36 career day games compared to 21-26 with a 4.24 ERA and .268 opponents average in 61 career starts at night...was 3-1 with a 3.91 ERA and .232 opponents batting average in five starts in Oakland, 1-2 with a 5.02 ERA and .302 opponents average in five starts on the road...is now 21-13 in his career in the Coliseum compared to 18-18 on the road...was 2-1 with a 3.33 ERA in five interleague starts compared to 2-2 with a 5.67 ERA in six starts against the American League...however, is 5-8 with a 4.03 ERA in 19 career starts against the National League compared to 34-23 with a 3.80 ERA in 78 games against the AL...had a .204 opponents batting average the first time through the lineup, .327 with seven of his eight walks after that...had a .281 batting average against batters leading off an inning but issued just one walk (.293 on-base percentage)...yielded a .222 average with the bases empty, .373 with runners on...opponents hit .375 with runners in scoring position and were 7-for-15 (.467) with RISP and two outs...entered the season with a .227 career opponents average with RISP, including .199 with RISP and two outs...allowed a .248 opponents average and four of his seven home runs with two strikes...was charged with five unearned runs, which tied for eighth most in the majors...tossed fewer than six innings in nine of his 11 starts...was 0-3 in four starts with two runs of support or fewer,

4-0 in seven starts with three or more...is now 4-29 in 47 career starts with two runs of support or fewer, 35-2 in 49 starts with support of three or more...the A's were 7-4 (.636) in his starting assignments and are 11-5 (.688) over the last two years.

**OAKLAND:** Began the season as the A's number two starter and took the loss in each of his first two starts, going 0-2 with a 7.00 ERA in July...his first loss on July 25 against Los Angeles (AL) was his first since Aug. 19, 2018 against Houston and it snapped a career-high tying five-game winning streak...lost again on July 31 at Seattle when he allowed a season-high five runs in 4.1 innings...it was the first time he lost consecutive decisions since May 25-30, 2018...then went 2-0 with a 5.06 ERA in five starts in August...walked three batters Aug. 10 at Los Angeles (AL), his only outing with more than one walk...also allowed a season-high seven hits in a season-low 2.2 innings in that contest...had his third straight no decision on Aug. 15 at San Francisco, giving him an 0-2 record, a 7.65 ERA and .325 opponents batting average over his first five starts...then won each of his next four starts from Aug. 20-Sept. 10...allowed one earned run in each start and compiled a 1.61 ERA and .210 opponents average during the winning streak, which fell one short of his career high of five...tossed a season-high 7.0 innings Sept. 10 against Houston...retired each of the first 15 batters he faced before Reddick doubled to lead off the sixth...struck out a season-high seven batters on Sept. 15 at Colorado but was the losing pitcher in the A's 3-1 loss...it snapped his four-game winning streak and it also snapped an eight-game winning streak in the month of September...it was his first September loss since Sept. 12, 2017 at Boston...tossed a season-high 91 pitches in his final start on Sept. 23 at Los Angeles (NL)...went 2-1 with a 3.04 ERA and .216 opponents batting average in four starts in September and is now 10-3 with a 2.17 ERA (24 er in 99.1 ip) in 17 career starts in September...the wins are his most for any month and his ERA is his lowest...was on the A's roster for the American League Wild Card Series but did not pitch...started and lost Game 2 of the ALDS against Houston on Oct. 6 at Dodger Stadium (4.1 ip 5 h, 4 r, 4 er, 1 bb, 2 so, 2 hr).

## CAREER

**2019**—Began the season on the 60-day injured list as he continued his recovery from Sept. 19, 2018 surgery on his left shoulder...went 3-3 with a 4.71 ERA and .222 opponents batting average in eight rehab starts before he was reinstated from the IL Sept. 1...made five starts with Oakland and was 4-0 with a 1.21 ERA and .160 opponents batting average...the ERA was second lowest in the majors among pitchers with 25 or more innings pitched (Yates SD, 1.19) and fifth lowest in Oakland history...using the same minimum, the batting average was third lowest in the majors and sixth lowest in Oakland history...allowed two runs or fewer in all five starts, including one run or fewer four times, and four hits or fewer four times...struck out 30 batters in 29.2 innings and walked just seven (2.12 per nine innings)...had a .229 opponents on-base percentage and .280 slugging percentage...his opponents batting average broke down to .129 against right-handed hitters compared to .211 against left-handers...however, issued six of his seven walks to righties...yielded two of his three home runs to righties...opponents were 3-for-31 (.097) with runners on base, 0-for-15 with runners in scoring position and 0-for-8 with RISP and two outs...all three of the home runs he allowed were solo shots...did not allow a run in innings one through four (20.0 ip) and opponents were 8-for-63 (.127)...had a 3.72 ERA and .216 opponents average from the fifth inning on...was 2-0 with a 0.50 ERA in three starts during the day, 2-0 with a 2.31 ERA in two starts at night...yielded a .073 batting average with two strikes...did not allow a hit to the opponent's eight (0-for-9) or nine (0-for-10) hitter...went 4-0 in four starts with three runs of support or more...picked up the win in his only start against an American League Central team and now has an eight-game winning streak against the Central dating back to Aug. 23, 2016...is 9-2 with a 2.39 ERA in 12 career starts vs. AL Central teams...made his first start at New York (AL) on Sept. 1 and had a no decision in the A's 5-4 loss...it was his first Major League appearance since Aug. 24, 2018 at Minnesota...tossed five scoreless innings and allowed just one hit while walking three...then picked up the win in each of his final four starts to extend his winning streak to a career-high tying five games dating back to Aug. 24, 2018 (also May 20-June 10, 2017)...had a 1.04 ERA and .178 opponents batting average during the winning streak, which spanned six starts...struck out a career-high tying 10 batters in season-high 7.0 innings in his second start on Sept. 8 against Detroit and was the winning pitcher in the A's 3-1 victory...it was his third career 10-strikeout game (last: April 21, 2018 vs. Boston)...tossed 6.0 scoreless innings to defeat Texas 6-1 on Sept. 15...finished September with a 4-0 record and a 1.21 ERA in five starts...ranked second in the AL in opponents OPS in September (.509), third in ERA and tied for third in wins...it was the second

time he won four games in a month in his career (April 2018)...made his postseason debut with a start in the American League Wild Card Game Oct. 2 against Tampa Bay...was the losing pitcher in the A's 5-1 loss in Oakland (2.0 ip, 4 h, 4 r, 4 er, 5 so)...it matched the second shortest start of his career...surrendered three home runs after yielding two home runs or fewer in each of his first 86 career regular season appearances...started his rehab assignment with Single-A Stockton July 8 and was 0-1 with a 9.72 ERA in three starts when he was transferred to Triple-A Las Vegas July 23...went 0-1 with a 6.10 ERA in two starts with the Aviators before his rehab assignment was halted on Aug. 2 due to a strained right oblique...returned to action Aug. 13 and went 3-0 with a 1.53 ERA over his final three starts...was 3-3 with a 4.71 ERA and .222 opponents batting average in eight rehab starts overall...struck out 53 batters in 36.1 innings (13.13 per nine innings) and walked 10 for a strikeout-to-walk ratio of 5.3...his opponents batting average broke down to .214 against left-handed hitters compared to .226 with five of his six home runs and eight of his 10 walks against right-handed hitters...logged 3.2 scoreless innings in his final start with the Ports on July 18 against Lancaster...struck out 10 batters in 5.2 innings Aug. 13 at Omaha, his first of two 10-strikeout games...combined with Ben Bracewell and J.B. Wendelken on a two-hit shutout in a 3-0 Las Vegas win at Tacoma in his final start on Aug. 23...tossed a season-high 7.0 innings and struck out a season-high 12 on a season-high 99 pitches.

**2018**—Was 12-9 with a 3.59 ERA and .232 opponents batting average in 27 starts before going on the disabled list Aug. 26 with a shoulder injury...underwent surgery Sept. 19 and missed the remainder of the season...his ERA, opponents batting average, on-base percentage (.278), slugging percentage (.385) and OPS (.663) were the lowest of his three seasons with at least 20 starts...also had career lows in strikeouts per nine innings (6.05) and walks per nine innings (1.79) and had a career-high 3.38 strikeout-to-walk ratio...had a career-high 160.2 innings pitched and 21 home runs and matched his best in wins...based on a minimum of 150 innings, he had the fifth-fewest walks per nine innings in the American League, the seventh-lowest on-base percentage and the 10th-lowest OPS...using the same minimum, he had the ninth-fewest walks per nine innings in Oakland history, the 10th-lowest on-base percentage and 10th-best strikeout-to-walk ratio...led the A's in wins, starts, innings, strikeouts (108), hits (141), runs (67), home runs (21) and losses (9)...it marked the second consecutive season, fourth time in Oakland history (also 1996-97) and fifth time in Athletics history (1957) the A's did not have a pitcher with enough innings to qualify for the ERA title...it was just the sixth time in Oakland history the A's did not have a pitcher with at least 30 starts in a non-strike season (1979, 1986, 1996-97, 2017)...his nine losses matched the fewest by a team-leader in a non-strike season in Oakland history and the 27 starts and 108 strikeouts were the fewest by an A's team leader since Steve Karsay had 24 starts and 92 strikeouts in 1997...went 4-2 with a 1.03 ERA and .134 opponents batting average over his first six starts through the end of April, 1-4 with a 7.18 ERA and .295 opponents average in six starts in May, 5-1 with a 3.12 ERA and .231 opponents average over his next 11 starts from June 5 to Aug. 1 and 2-2 with a 5.12 ERA and .316 opponents batting average over his final four starts...his .232 opponents batting average broke down to .231 against right-handed hitters compared to .236 against left-handers...surrendered 19 of his 21 home runs to righties...opponents hit .197 with a .254 on-base percentage and .306 slugging percentage when leading off an inning...had a .193 opponents batting average the first time through the lineup...allowed a .189 batting average with two strikes...held the bottom four hitters in the order to a .174 average...was 6-1 with a 3.44 ERA in 11 starts during the day...received a total of eight runs of support in his nine losses (1.61 RSA)...received two runs of support or fewer in 14 of his 27 starts and was 2-8 in those games...was 10-1 in his other 13 starts...went 7-3 with a 3.27 ERA in 13 starts on the road and tied for 10th in the AL in road wins...was 11-5 with a 3.18 ERA and .213 opponents batting average in 20 starts against AL teams compared to 1-4 with a 5.00 ERA and .292 opponents average in seven interleague starts...the interleague starts and losses are the most in Oakland history...averaged 14.8 pitches per inning, which was the lowest mark in the AL among pitchers with 150 or more innings pitched...walked two batters or fewer in 24 of his 27 starts...allowed one run in 7.2 innings in his first start on March 30 against Los Angeles (AL) and one run in 8.0 innings in his second start on April 4 against Texas to become the first A's pitcher on an Opening Day roster to start the season with back-to-back outings of seven innings or more and one run or fewer since Steve Karsay in 1994...won three consecutive starts from April 15 to 27 and allowed just two runs (one earned) on six hits over that stretch (0.39 ERA, .078 opponents batting average)...allowed two hits in seven innings at Seattle April 15 and then no-hit Boston on April 21 to become the

first A's pitcher with back-to-back starts of seven innings or more and two hits or fewer since Barry Zito (July 9-15, 2005)...shutout the Red Sox 3-0 in the no-hitter...walked two and matched his career high with 10 strikeouts...walked Betts to start the game but then retired 14 straight before Leon reached on a Semien error...set down the next 12 before walking Benintendi with two outs in the ninth...then got Ramirez to hit into a game-ending force out...the no-hitter was his first career complete game...it was the seventh no-hitter in Oakland history and the 12th in Athletics history...it was the earliest by date (Catfish Hunter, May 8, 1968 vs. Minnesota) and second earliest by game number (Chief Bender, May 12, 1910 vs. Cleveland, game 18)...it was the 10th no-hitter in Coliseum history (six by A's, four by opponents)...it was the first since Dallas Braden's perfect game on May 9, 2010 vs. Tampa Bay...is the third Oakland pitcher to strikeout 10 or more in a no-hitter (Dave Stewart had 12 and Catfish Hunter had 11)...according to the Elias Sports Bureau, the Red Sox .895 winning percentage entering the game was the highest in Major League history by a team that was no-hit at least five games into the season...the last pitcher to no-hit a team that led the majors in runs per game entering the game was the A's Dave Stewart, who did it against Toronto on June 29, 1990 (also Elias)...was named American League Co-Player of the Week for the week of April 16-22 along with Manny Machado for his efforts...it was his first Player of the Week award...allowed a fourth-inning single to Correa in his first start after the no-hitter on April 27 at Houston, snapping his streak of consecutive hitless innings at an Oakland-record 14.0...broke the previous mark of 13.0 held by John "Blue Moon" Odom from June 1-7, 1968...opponents went 0-for-47 off him during the hitless streak...went 4-1 with a 1.00 ERA and .130 opponents batting average in five starts in April...led the AL in ERA and opponents batting in April and tied for the lead in wins...was named AL Pitcher of the Month in April, his first Pitcher of the Month honor...it was the first time in his career he won four games in a month...had a .395 OPS and is the fourth pitcher in Oakland history with an OPS under .400 in a month with a minimum of 100 batters faced (.358, Lidle in Aug. 2002; .376, Torrez in Sept. 1976; .390, Ontiveros in June 1987)...yielded four runs on six hits in a 4-1 loss at Seattle May 3 to snap a season-opening streak where he allowed two runs or fewer and tossed five innings or more in each of his first six starts...that tied for the third-longest such season-opening streak in Oakland history...it was the longest since Dave Stewart had a seven-game streak in 1990...had a four-game winning streak from June 16 to July 15...compiled a 3.25 ERA and .226 opponents batting average over that six-start stretch...was 3-0 with a 2.84 ERA and .202 opponents batting average in five starts in June...singled off Kyle Freeland in the second inning on July 27 at Colorado for his first Major League hit...allowed six runs on nine hits in 4.0 innings for the loss on Aug. 19 against Houston, snapping a 12-game winning streak in day games...it was his first loss during the day since April 9, 2017 at Texas...tossed 5.0 innings without allowing an earned run to win at Minnesota Aug. 24 but it would be his final start of the season...was placed on the disabled list Aug. 26 with left shoulder inflammation...underwent arthroscopic surgery on the shoulder Sept. 19 at the Cedars-Sinai Kerlan-Jobe Institute in Los Angeles...the surgery, a subacromial decompression, acromioplasty and posterior labral repair, was performed by Dr. Neil ElAttrache.

**2017**—Compiled a 12-10 record and a 4.37 ERA in 29 starts in his second season in the majors...went 1-3 with a 5.52 ERA and .179 opponents batting average over his first six starts, 7-2 with a 2.92 ERA and .246 opponents average over an 11-start span from May 20 to July 16 and 4-5 with a 5.55 ERA and .328 opponents average over his final 12 starts...led the A's in wins, games started, innings pitched (158.2), strikeouts (140), hits (167), walks (55) and hit batters (10)...allowed a .268 opponents batting average, including .227 against left-handed hitters compared to .279 against right-handers...surrendered 16 of his 18 home runs and issued 49 of his 55 walks to righties...had a .593 OPS against lefties, .809 against righties...was 6-1 with a 3.57 ERA and .230 opponents batting average in 11 starts during the day...tied for sixth in the American League in day wins...was 7-5 with a 3.76 ERA and .229 opponents batting average in 16 starts before the All-Star Break, 5-5 with a 5.23 ERA and .317 opponents average in 13 starts after the break...allowed a .160 batting average with two strikes...tied for third in the AL in pickoffs (4)...received no runs of support in four of his 10 losses...struck out a career-high 10 batters in just 5.1 innings in his second start of the season April 9 at Texas...became just the sixth pitcher in Oakland history to strike out 10 or more in fewer than six innings, the first since Rich Harden on Sept. 5, 2011 against Kansas City (10 so in 5.0 ip)...tossed 5.0 hitless innings in his next start April 15 against Houston but walked a career-high five batters and yielded two runs...is just the second A's pitcher since at least 1908 to toss five or more hitless innings and allow a run (Chris Codiroli, June 27,

1986 against Chicago)...left with a 5-2 lead but ended up with a no decision as the bullpen allowed eight runs over the final three innings for the blown save and loss in a 10-6 decision...it was the first of three times the bullpen blew a save in one of his starts (July 22 at NYM, July 27 at Toronto)...allowed five hits in 6.0 innings April 21 against Seattle to extend his season-opening streak of consecutive starts with five innings or more and five hits or fewer to four...that matched the second-longest such streak in Oakland history and was the longest since Chad Gaudin also had a four-game streak in 2007...was 1-2 with a 5.18 ERA in five starts when he was placed on the 10-day disabled list April 30 retroactive to April 27 with a strained left shoulder...made one start on a rehab assignment with Triple-A Nashville May 9 against El Paso and was reinstated May 15...walked a career-high tying five batters but yielded just two hits in 5.0 innings that day in a 6-5 loss to Seattle...defeated Boston May 20 to start a career-high five-game winning streak that spanned five starts through June 10...compiled a 1.97 ERA and .193 opponents batting average during the streak and issued just seven walks in 32.0 innings (1.97 walks per nine innings)...finished May with a 3-1 record, a 2.63 ERA and .167 opponents batting average in four starts...allowed six hits June 10 in the second game of a doubleheader at Tampa Bay...that snapped a streak of 16 consecutive games with five hits or fewer and two innings pitched or more from Aug. 23, 2016 to June 5, 2017...that tied for the third-longest such streak by a Major League pitcher since at least 1913...it is the longest by an AL pitcher...tossed a career-high 116 pitches for his 10th win of the season Sept. 6 against Los Angeles (AL)...allowed a career-high tying 11 hits in 3.2 innings at Boston Sept. 12...was scratched from his scheduled start Sept. 23 against the Rangers with a left upper back strain...returned to make his final start Sept. 28 at Texas and allowed one unearned run in 6.2 innings for the win.

**2016**—Made his Major League debut with the A's following an April 29 promotion and went 7-9 with a 3.86 ERA in 25 games, including 24 starts...ranked second among American League rookies in strikeouts (124), innings pitched (144.2) and games started and tied for fifth in wins...the strikeouts tied for sixth most in Oakland history by a rookie...allowed a .248 opponents batting average and walked 37 batters for a .298 on-base percentage...was 2-4 with a 6.02 ERA and .282 opponents batting average in nine starts when he was placed on the 15-day disabled list June 14 with a left pronator strain...was reinstated June 29 and went 5-5 with a 2.74 ERA and .229 opponents batting average in 16 games, 15 starts, following his return...his ERA following his return from the DL was fifth lowest in the AL...held left-handed hitters to a .180 batting averages...based on a minimum of 140 innings pitched, the mark against lefties was second lowest in the AL and the lowest in Oakland history (previous: .185, Norris, 1980)...had a .526 OPS against lefties, which was second lowest in the AL and in Oakland history (.504, Norris, 1980)...opponents hit .192 with runners in scoring position, which was third lowest in the AL among pitchers with 140 or more innings pitched...went 4-4 with a 2.67 ERA and .220 opponents batting average in 13 games after the All-Star Break and had the fifth-lowest post-break ERA in the AL...was 5-3 with a 3.02 ERA in 14 games (13 starts) at home and had the fifth-lowest home ERA in the AL...among pitchers with 20 or more innings, he had the lowest first inning ERA in the majors and the third lowest in Oakland history (1.13)...in four no decisions with support of one run or fewer, he had scoreless outings of 8.0 innings, 7.0 and 6.0 and one outing where he allowed one run in 7.0 innings...tied for eighth in the AL with three pickoffs...was selected from Nashville April 29 and made his ML debut that day against Houston after just 42 minor league appearances, all starts, in three professional seasons...had a no decision in the A's 7-4 win, allowing four runs on four hits and four walks in 5.0 innings...struck out Carlos Correa to end the first inning for his first big league strikeout...was credited with his first Major League win in the A's 3-1 victory over Texas May 16 in Oakland when he allowed a run on four hits in 6.2 innings...left his outing on June 13 against Texas after 4.1 innings with a left pronator muscle strain and was placed on the 15-day disabled the next day...made his first career relief appearance July 17 against Toronto and tossed 5.0 innings, which matched the season-high for an A's reliever...walked Escobar with two outs in the fifth inning on Aug. 2 at Los Angeles to snap a streak of four games, 30.2 innings and 126 batters faced without a walk from July 10 to Aug. 2...the streak of 30.2 innings without a walk was the longest single-season streak in Oakland history and fifth longest overall...left his start on Aug. 29 at Houston after 3.1 innings with a strained left rhomboid...would not pitch again until Sept. 14 at Kansas City when he tossed 5.0 scoreless innings for the win...it snapped a career-opening six-game road losing streak, which matched the longest such streak in Oakland history...had a career-high 15.1 inning scoreless streak from Aug. 29 to Sept. 26...went 2-0 with a 1.13 ERA and



.181 opponents batting average in his final four starts following his injury...was 2-0 with a 1.50 ERA in three starts with Nashville in his Triple-A debut...allowed a .232 opponents batting average, including .077 against left-handed hitters.

**2015**—Was acquired by the A's from Kansas City in the Ben Zobrist deal at the trading deadline and went 6-0 with a 1.90 ERA in seven starts with Double-A Midland...began the year in extended spring training with the Royals and combined for a 1-1 record and a 3.69 ERA in seven starts with the Royals affiliate in the Arizona Rookie League, Single-A Wilmington and Double-A Northwest Arkansas...was 7-1 with a 2.66 ERA in 14 starts overall...struck out 90 batters in 74.1 innings (10.90 per nine innings)...allowed a .243 opponents batting average, including .198 against right-handed hitters...made one start with the Royals affiliate in the Arizona Rookie League on June 24, was transferred to Wilmington June 29 and Northwest Arkansas July 17 before he was traded to the A's with Aaron Brooks for Ben Zobrist and cash considerations, July 28...his six wins with Midland were the most in the Texas League following the trade...tossed a season-high 7.0 scoreless innings in his first outing with Midland July 31 against Corpus Christi...allowed just three hits, did not walk a batter and struck out nine to earn Texas League Pitcher of the Week honors for the week of July 27 to Aug. 2...struck out a season-high 13 and did not walk a batter while tossing 6.0 scoreless innings in his final regular season start Sept. 3 at San Antonio and earned TL Pitcher of the Week honors for a second time (Aug. 31-Sept. 7)...went 1-0 with a 1.20 ERA in two postseason starts for the Texas League Champion RockHounds (15.0 ip, 10 h, 4 r, 2 er, 2 bb, 15 so)...the win came in Game 1 of the TL Championship Series against his former team, Northwest Arkansas...pitched for Mesa in the Arizona Fall League following the season and was named to the AFL Top Prospects Team after going 0-2 with a 3.86 ERA in six starts...led the league in strikeouts (33)...started for the East in the Nov. 7 Fall Stars Game (2.0 ip, 1 bb, 4 so)...was named AFL Pitcher of the Week Nov. 17 for his Nov. 13 start at Scottsdale (ND, 5.0 ip, 2 h, 1 r, 1 er, 1 bb, 9 so)...was rated as the A's second-best prospect by *Baseball America* following the season.

**2014**—Spent his first professional season with Single-A Wilmington and went 7-8 with a 3.11 ERA in 25 starts...led the Carolina League and the Royals farm system with 146 strikeouts...also ranked third in the CL in opponents batting average (.228), fourth in ERA and tied for fifth in games started (25)...surrendered just five home runs in 121.2 innings, an average of 0.37 per nine innings...went 5-3 with a 1.96 ERA, .180 opponents average and one home run allowed in 13 starts in the second half of the season...compiled a 1.59 ERA in five starts in July but had just one decision, a win...then went 4-1 with a 1.37 ERA in six starts in August...struck out 44 batters in 39.1 innings and held the opposition to a .173 batting average...fired a seven-inning complete game two-hit shutout Aug. 13 against Frederick...earned CL Pitcher of the Week honors the final week of the season (Aug. 25-Sept. 1) after striking out a season-high 12 batters while tossing 7.0 shutout innings in a 2-0 win over Potomac Aug. 29 (3 h, 0 bb)...was rated as the number three prospect in the Royals minor league system following the season by *Baseball America*.

**2013**—Was drafted by the Royals as a Competitive Balance pick following the first round of the 2013 draft but did not pitch after undergoing hip surgery following his college season...was rated as the Royals sixth-best prospect following the season by *Baseball America*.

## PERSONAL/MISCELLANEOUS

Sean Anthony Manaea was originally signed by Royals scout Jason Bryans...graduated from Andean High School in Merrillville, Ind. in 2010...attended Indiana State University...earned Second Team All-Missouri Valley Conference honors as a sophomore and junior...set a school single-season ERA record (1.47) and ranked fourth in the NCAA with 11.4 strikeouts per nine innings in 2013...finished his career with 290 strikeouts in three seasons...named the Top Pitcher and Outstanding Pro Prospect in the Cape Cod League in 2012.



## LIFETIME PITCHING RECORD

| Year                       | Club        | W         | L         | ERA         | G         | GS        | CG       | SHO      | SV       | IP           | H          | R          | ER         | HR        | HB        | BB         | IBB      | SO         | WP        | BK       |
|----------------------------|-------------|-----------|-----------|-------------|-----------|-----------|----------|----------|----------|--------------|------------|------------|------------|-----------|-----------|------------|----------|------------|-----------|----------|
| 2014                       | Wilmington  | 7         | 8         | 3.11        | 25        | 25        | 1        | 1        | 0        | 121.2        | 102        | 54         | 42         | 5         | 5         | 54         | 0        | 146        | 4         | 0        |
| 2015                       | AZL Royals  | 0         | 0         | 1.80        | 1         | 1         | 0        | 0        | 0        | 5.0          | 2          | 1          | 1          | 1         | 1         | 0          | 6        | 1          | 0         |          |
|                            | Wilmington  | 1         | 0         | 3.66        | 4         | 4         | 0        | 0        | 0        | 19.2         | 22         | 12         | 8          | 0         | 1         | 4          | 0        | 22         | 0         | 0        |
|                            | NW Arkansas | 0         | 1         | 5.14        | 2         | 2         | 0        | 0        | 0        | 7.0          | 9          | 5          | 4          | 1         | 1         | 6          | 0        | 11         | 1         | 0        |
| 2016                       | Midland     | 6         | 0         | 1.90        | 7         | 7         | 0        | 0        | 0        | 42.2         | 34         | 11         | 9          | 3         | 1         | 15         | 0        | 51         | 1         | 0        |
|                            | Nashville   | 2         | 0         | 1.50        | 3         | 3         | 0        | 0        | 0        | 18.0         | 16         | 3          | 3          | 1         | 0         | 4          | 0        | 21         | 1         | 0        |
|                            | OAKLAND     | 7         | 9         | 3.86        | 25        | 24        | 0        | 0        | 0        | 144.2        | 135        | 65         | 62         | 20        | 4         | 37         | 1        | 124        | 3         | 0        |
| 2017                       | Stockton    | 0         | 0         | 4.91        | 1         | 1         | 0        | 0        | 0        | 3.2          | 2          | 2          | 2          | 1         | 0         | 2          | 0        | 3          | 0         | 0        |
|                            | OAKLAND     | 12        | 10        | 4.37        | 29        | 29        | 0        | 0        | 0        | 158.2        | 167        | 88         | 77         | 18        | 10        | 55         | 1        | 140        | 8         | 0        |
|                            | Nashville   | 0         | 0         | 2.25        | 1         | 1         | 0        | 0        | 0        | 4.0          | 4          | 2          | 1          | 0         | 0         | 1          | 0        | 5          | 0         | 0        |
| 2018                       | OAKLAND     | 12        | 9         | 3.59        | 27        | 27        | 1        | 1        | 0        | 160.2        | 141        | 67         | 64         | 21        | 8         | 32         | 1        | 108        | 9         | 0        |
| 2019                       | Stockton    | 0         | 2         | 9.72        | 3         | 3         | 0        | 0        | 0        | 8.1          | 14         | 11         | 9          | 1         | 0         | 4          | 0        | 10         | 1         | 0        |
|                            | Las Vegas   | 3         | 1         | 3.21        | 5         | 5         | 0        | 0        | 0        | 28.0         | 16         | 11         | 10         | 5         | 1         | 6          | 0        | 43         | 1         | 0        |
|                            | OAKLAND     | 4         | 0         | 1.21        | 5         | 5         | 0        | 0        | 0        | 29.2         | 16         | 4          | 4          | 3         | 2         | 7          | 0        | 30         | 1         | 0        |
| 2020                       | OAKLAND     | 4         | 3         | 4.50        | 11        | 11        | 0        | 0        | 0        | 54.0         | 57         | 32         | 27         | 7         | 1         | 8          | 0        | 45         | 1         | 0        |
| <b>Major League Totals</b> |             | <b>39</b> | <b>31</b> | <b>3.85</b> | <b>97</b> | <b>96</b> | <b>1</b> | <b>1</b> | <b>0</b> | <b>547.2</b> | <b>516</b> | <b>256</b> | <b>234</b> | <b>69</b> | <b>25</b> | <b>139</b> | <b>3</b> | <b>447</b> | <b>22</b> | <b>0</b> |

## CAREER TRANSACTIONS

**2013** — Selected by the Kansas City Royals organization as a Competitive Balance pick following the 1st round (34th selection overall) of the First-Year Player Draft. **2015** — Traded to the Oakland Athletics with pitcher Aaron Brooks for infielder/outfielder Ben Zobrist and cash, July 28. **2016** — On the disabled list, June 14 to 28. **2017** — On the disabled list, April 27 to May 14; included rehabilitation assignment to Nashville, May 9 to 14. **2018** — On the disabled list, August 26 to October 1. **2019** — On the injured list, February 13 to August 31, included rehabilitation assignments to Stockton, July 8 to 22, and Las Vegas, July 23 to August 1 and August 13 to 31.

## WILD CARD RECORD

| Year | Club/Opp.   | W                         | L | ERA   | G | GS | CG | SHO | SV | IP  | H | R | ER | HR | HB | BB | IBB | SO | WP | BK |
|------|-------------|---------------------------|---|-------|---|----|----|-----|----|-----|---|---|----|----|----|----|-----|----|----|----|
| 2019 | OAK vs. TB  | 0                         | 1 | 18.00 | 1 | 1  | 0  | 0   | 0  | 2.0 | 4 | 4 | 4  | 3  | 0  | 0  | 0   | 5  | 0  | 0  |
| 2020 | OAK vs. CWS | (On roster—did not pitch) |   |       |   |    |    |     |    |     |   |   |    |    |    |    |     |    |    |    |

## DIVISION SERIES RECORD


| Year | Club/Opp.   | W | L | ERA  | G | GS | CG | SHO | SV | IP  | H | R | ER | HR | HB | BB | IBB | SO | WP | BK |
|------|-------------|---|---|------|---|----|----|-----|----|-----|---|---|----|----|----|----|-----|----|----|----|
| 2020 | OAK vs. HOU | 0 | 1 | 8.31 | 1 | 1  | 0  | 0   | 0  | 4.1 | 5 | 4 | 4  | 2  | 0  | 1  | 0   | 2  | 0  | 0  |

## MANAEA'S CAREER BESTS

**Low Hit Complete Game:** 0, April 21, 2018 vs. Boston  
**Innings Pitched:** 9.0, April 21, 2018 vs. Boston  
**Strikeouts:** 10 (three times), September 8, 2019 vs. Detroit; April 21, 2018 vs. Boston; April 9, 2017 at Texas  
**Pitches:** 116, September 6, 2017 vs. Los Angeles (AL)  
**Longest Winning Streak:** 5 (twice), last: August 24, 2018 to September 26, 2019  
**Longest Losing Streak:** 3 (twice), last: August 1 to 18, 2017  
**Longest Scoreless Streak:** 15.1, August 29 to September 26, 2016

## A'S PITCHERS CAREER HITTING

| PITCHER   | AVG  | AB  | R | H | 2B | 3B | HR | RBI | SH | SF | HP | BB | SO | SB | CS |
|-----------|------|-----|---|---|----|----|----|-----|----|----|----|----|----|----|----|
| Bassitt   | .000 | 6   | 0 | 0 | 0  | 0  | 0  | 0   | 1  | 0  | 0  | 0  | 3  | 0  | 0  |
| Blackburn | .000 | 5   | 0 | 0 | 0  | 0  | 0  | 0   | 0  | 0  | 0  | 0  | 2  | 0  | 0  |
| Fiers     | .081 | 86  | 1 | 7 | 0  | 0  | 0  | 2   | 18 | 0  | 0  | 2  | 45 | 0  | 0  |
| Manaea    | .100 | 10  | 0 | 1 | 0  | 0  | 0  | 0   | 1  | 0  | 0  | 1  | 3  | 0  | 0  |
| Montas    | .000 | 6   | 0 | 0 | 0  | 0  | 0  | 0   | 0  | 0  | 0  | 1  | 5  | 0  | 0  |
| Petit     | .050 | 119 | 6 | 6 | 0  | 0  | 0  | 3   | 7  | 0  | 0  | 3  | 49 | 0  | 0  |
| Romo      | .000 | 7   | 0 | 0 | 0  | 0  | 0  | 0   | 0  | 0  | 0  | 0  | 5  | 0  | 0  |
| Rosenthal | .000 | 4   | 0 | 0 | 0  | 0  | 0  | 0   | 0  | 0  | 0  | 0  | 4  | 0  | 0  |
| Smith     | .100 | 10  | 0 | 1 | 0  | 0  | 0  | 0   | 0  | 0  | 0  | 1  | 3  | 0  | 0  |
| Turley    | .000 | 2   | 0 | 0 | 0  | 0  | 0  | 0   | 0  | 0  | 0  | 0  | 0  | 0  | 0  |

**OUTFIELDER****Height/Weight:** 6-1 / 195**Birthdate:** October 9, 1988**Birthplace/Resides:** Santo Domingo, Dominican Republic / Santo Domingo, Dominican Republic**Major League Service:** 7 years, 162 days**Obtained:** Acquired from the Miami Marlins with cash for Jesús Luzardo, July 28, 2021**Contract Status:** Eighth year of an eight-year contract through 2021[@starlingmart](https://twitter.com/starlingmart)[📷 marte06](https://instagram.com/marte06)[📊 Updated Stats](#)**CAREER HIGHLIGHTS**

Was originally signed by Pittsburgh as a non-drafted free agent in 2007 and spent eight seasons with the Pirates from 2012-19...was traded to Arizona prior to the 2020 season and was dealt to the Marlins later that year at the trading deadline...is a .287 career hitter with 114 home runs, 447 RBI and 249 stolen bases in 1,014 games in nine seasons in the majors...is the only player in the majors with at least 20 stolen bases in each of the last seven full seasons (2013-19)...is one of four active players with at least 100 career home runs and 200 career stolen bases (Altuve, Gardner, Trout)...ranks second among active players in hit by pitches (120) to the Cubs Rizzo (155)...is tied for second among active outfielders in assists (76)...was named to the National League All-Star team in 2016...won back-to-back Gold Gloves in 2015 and 2016...played for the Dominican Republic in the 2017 World Baseball Classic...participated in the 2011 MLB Futures Game.

**2020 HIGHLIGHTS**

Played in 61 total games between Arizona and Miami...was the only player in baseball to play in more than 60 games during the season...was acquired at the trade deadline by Miami...in 28 games with the Marlins, hit .245 with four home runs and 13 RBI...was also 5-for-5 in stolen base attempts...in his first game with the Marlins, hit a go-ahead home run in the eighth inning which led to a 3-2 victory...became just the second player in Marlins history to hit a go-ahead home run in the eighth inning or later in his Marlins debut, joining Miguel Cabrera...played in 33 games for Arizona...hit .311 with two home runs and 14 RBI...played in game one of the Wild Card Series against the Cubs...went 2-for-4 with a double and a run scored, but was hit by a pitch, breaking his hand and forcing him to miss the rest of the playoffs.

**CAREER**

**2019**—Hit .295/.342/.503 with 31 doubles, six triples, 23 home runs, 82 RBI, 97 runs scored and 25 stolen bases in 132 games for the Pirates...set career highs in runs, home runs, RBI, extra-base hits (60), slugging percentage and OPS (.845)...ranked sixth in the National League in stolen bases...stole 20+ bases for the seventh straight season, joining Honus Wagner (16) and Max Carey (8) as the only Pirates to do so since 1900...was one of nine Major League players and four NL players to hit 20+ home runs and steal 20+ bases...his .331 average with runners in scoring position ranked 11th in the NL...made all 130 appearances (128 starts) in center field and had eight assists...played every inning in center field from June 17 through the fourth inning on Aug. 19 (53 consecutive games; 461.0 consecutive innings).

**2018**—Was voted Team MVP by the local chapter of the BBWAA...ranked third in the National League in stolen bases (33)...with 20 home runs, he became the third player in team history to produce at least 20 homers and 30 steals in the same season, joining Barry Bonds (1987, 1990-92) and Andy Van Slyke (1987-88)...his 17-game hitting streak from July 4-24 was the longest of his career and matched Charlie Blackmon and Daniel Murphy for the longest in the NL in 2018...ranked sixth among the NL leaders with a .330 batting average with runners in scoring position and a fourth with a .404 average with RISP and two outs...had the second-most assists (11) from center field...was the Opening Day starter in center field for the second straight year...was the O.D. starter in left field the previous four seasons (2013-16)...delivered his seventh career walk-off hit on April 27 vs. St. Louis, a RBI single with two outs in the 11th inning...hit his first career

inside-the-park home run on May 4 at Milwaukee...was on the 10-day disabled list from May 16 to 25 with a right oblique strain...hit a 447 foot home run to center field in his first at bat following his return...recorded his 800th career hit and 300th career RBI on June 21 vs. Arizona...tied his career high (second time) with three stolen bases on July 6 vs. Philadelphia...hit safely in 17 straight games between July 4-24, going 28-for-71 (.394) with seven homers and 20 RBI...homered in both games of the doubleheader on July 14 vs. Milwaukee...connected off Jackson Stephens for second career grand slam on July 20 at Cincinnati...hit .341 with seven homers and 20 RBI in 23 games in July.

**2017**—Went 3-for-12 with a solo homer in three games with the Dominican Republic during the World Baseball Classic in March...went 3-for-4 and homered off Andrew Miller in a first-round game against Team USA on Mar. 11 (D.R. won 7-5)...was the Opening Day starter in center field - his 600th career game...had four hits and hit his fourth career walk-off home run on April 9 vs. Atlanta...stole home as part of a double steal on April 11 vs. Cincinnati...received an 80-game suspension, beginning April 18, after testing positive for Nandrolone, a performance-enhancing substance, in violation of Major League Baseball's Joint Drug Prevention and Treatment Program...had rehab assignments with High-A Bradenton (July 2-3 and July 10-12) an Triple-A Indianapolis (July 4-9 and July 13-15) before he was reinstated from the restricted list July 18...tied his career high (second time) with four runs scored on July 21 at Colorado...had six straight multi-hit games between Aug. 15-20 (13-for-25, .520)...hit .282 with six doubles, two triples, five home runs, 24 RBI and 19 stolen bases after returning from his suspension...had eight outfield assists (six from left field and two from center field).

**2016**—Was named to the National League All-Star team for the first time in his career (replaced the injured Yoenis Cespedes)...singled off Andrew Miller as a pinch hitter in the ASG...won his second straight Rawlings Gold Glove award to become the first Pittsburgh player to capture back-to-back awards since outfielders Barry Bonds and Andy Van Slyke in 1991-92...became the first Pirates player to have at least 40 steals and 30 doubles in a season since Barry Bonds (52 and 32 in 1990...established career highs in batting (.311), doubles (34) and stolen bases (47)...ranked third in the NL in steals...finished sixth in the NL batting race; his .319 road average ranked ninth and his .323 average in day games was the sixth-highest in the circuit...led the NL with 17 outfield assists, which were the most by a Pittsburgh player since Dave Parker had 26 in 1977...became the first Pittsburgh player to steal 30 or more bases in four straight seasons since Barry Bonds (1989-1992)...made his fourth straight Opening Day start in left field...connected off J.J. Hoover for first career grand slam on April 8 at Cincinnati...hit .323 in April, .326 in May and .345 in June...was ejected from the game on May 11 at Cincinnati for his disagreement in a caught stealing call at second base...was on the paternity list from May 16-18 while his wife gave birth to daughter Tiana on May 16...picked up his 30th stolen base on July 10 vs. Chicago to become the fourth Pittsburgh player to steal 30 or more bases prior to the All-Star break (also Frank Taveras, Omar Moreno and Tony Womack)...hit the game-winning home run in the 18th inning on July 17 at Washington...became just the fourth player in Pirates history to hit a home run in the 18th inning or later, joining Art Wilson (1916 at Wrigley Field), Jeff King (1989 against the Cubs in Pittsburgh) and Pedro Alvarez (2012 at St. Louis)...recorded his 200th career extra-base hit on Aug. 6...missed 24 of the last 27 games (from Sept. 6 on) due to back discomfort...tied for fourth in the league with 16 hit by pitches...was selected to *The Sporting News* NL All-Star team following the season.

**2015**—Was one of four players in the majors with at least 10 home runs and 30 stolen bases (also A.J. Pollock, Jose Altuve and Charlie Blackmon)...played in a career-high 153 games...led the National League with 19 game-winning RBI, which were the most in one season by a Pittsburgh player since the stat was introduced in 1980...ranked fifth in the NL in stolen bases (30)...captured his first Rawlings Gold Glove award and was named the Wilson Defensive Player-of-the-Year for left field...led NL left fielders in fielding percentage (.995), making just one error in 196 total chances...led NL outfielders with 16 assists...ranked second in the NL in being hit by pitch (19)...made his third straight Opening Day start in left field...had a career-high five RBI on April 18 vs. Milwaukee...delivered a walk-off single in the 13th inning to give the Pirates a 1-0 win on June 12 vs. Philadelphia...produced four straight games of at least three hits (13-for-21) from June 12-15, the first Pittsburgh player to do so since Willie Stargell, who went 14-for-17 over a four-game span in 1973 (Sept. 7-10)...stole home as part of a double steal on June 27 vs. Atlanta...hit .351 in

20 games during the month of July...connected off San Francisco's George Kontos for his second career walk-off home run on Aug. 22...went 13-for-20 during the four-game series in Colorado from Sept. 21-24...his 13 hits tied the club record for most hits in a four-game series, a feat first accomplished by Hall-of-Famer Pie Traynor against the Phillies in 1928 (Aug. 2-4)...hit a two-run walk-off homer off Cincinnati's Collin Balester in the 12th inning on Oct. 2...batted fourth and went 0-for-4 in the Wild Card Game vs. Chicago on Oct. 7...also had an outfield assist in the ninth inning.

**2014**—Was one of three players in MLB to hit at least 10 home runs and steal at least 30 bases (also Carlos Gomez and Jacoby Ellsbury)...ranked second in the National League with a .348 average and fourth with a .975 OPS after the All-Star break...led the club and tied for sixth in the NL in stolen bases (30)...also tied for third in the NL in being hit by pitch (17)...was one of the three finalists for a Rawlings Gold Glove Award for left fielders...was successful in 12 straight stolen base attempts from April 8 to May 17...hit first career walk-off home run on May 2 against Toronto in a 4-for-5 performance...reached base safely in all four plate appearances on May 17 at Yankee Stadium, which included his third home run...homed again the following day in game two of a doubleheader at Yankee Stadium...left the game on June 24 at Tampa Bay with concussion-like symptoms and a jammed right middle finger after colliding with second baseman on head-first slide on stolen base attempt in fifth inning...was on the bereavement list from July 9-16...was hit in the head by a 93 mph pitch thrown by Colorado's Adam Ottavino on July 18...walked as a pinch hitter on July 20 and made start in left field on July 21 before he was placed on the 7-day concussion disabled list on July 23...had a three-game rehab assignment before he was reinstated Aug. 5...homed twice (second career two-homer game) on Aug. 18 vs. Atlanta...delivered the game-winning hit as the Pirates clinched a playoff berth on Sept. 23 at Atlanta just like he did on the same date in 2013 at Wrigley Field; the first Pirates player to record the game-winning RBI on the date that the Pirates clinched a postseason berth in two straight years since RBIs became an official statistic in 1920...hit .363 in September and .354 with 13 doubles, one triple, eight home runs and 22 RBI in 49 games after being reinstated from 7-day concussion DL on Aug. 5...went 1-for-4 in the Wild Card Game vs. San Francisco on Oct. 1.

**2013**—Ranked third in the National League in stolen bases (41) and tied for second in triples (10)...ranked second in hit by pitches (24) and was the sixth-toughest to double up in the league (once every 85 AB)...led NL hitters with a .402 average against left-handers...ranked second among NL leadoff batters with 12 home runs and third with a .440 slugging percentage...was Pittsburgh's Opening Day starter in left field...tied a Major League record and a club mark (third time) with five strikeouts in a nine-inning game on April 18 vs. Atlanta...finished the month of April tied with Pablo Sandoval for the league lead in hits (35)...hit second career home run leading off the first inning on May 5 vs. Washington...scored a run in 10 straight games from April 27 thru May 8 (11 runs total)...scored a career-high four runs and had four hits on June 12 vs. San Francisco...had first career two-homer game while also tripling and scoring three runs on June 25 at Seattle...went 22-for-60 (.367) with five doubles, two triples, three home runs and 13 runs scored during a 12-game hitting streak from June 23 thru July 7...suffered a right hand contusion and a sprain to the ring finger on his right hand while being caught stealing third base on Aug. 18 vs. Arizona...was placed on the 15-day DL Aug. 24 (retro to Aug. 19)...was reinstated Sept. 7 and served as a pinch runner and late-inning defensive replacement for seven games before making start on Sept. 17 vs. San Diego...homed off Kevin Gregg in the ninth inning at Wrigley Field on Sept. 23 to break a 1-1 tie and give the Pirates a 2-1 victory...the win clinched Pittsburgh's first postseason berth since 1992...swiped a career-high three bases on Sept. 25 at Chicago...went 2-for-5 with a double in the Wild Card Game vs. Cincinnati on Oct. 1...hit a solo home run off Shelby Miller in Game Two of the Division Series at St. Louis on Oct. 4.

**2012**—Began season with Indianapolis, where he led the International League in triples (13)...was named to the league's mid- and postseason All-Star teams...had eight straight multi-hit games between June 25 and July 2 and was named the league's Player of the Week after hitting .486 (18-for-37)...was recalled by Pittsburgh on July 26 and made his Major League debut that night in Houston as the starter in left field...was the leadoff batter and hit the first pitch thrown to him for a home run, becoming the third Pittsburgh player to homer in his first at bat (also Walter Mueller on May 7, 1922 and Don Leppert on June 18, 1961...Mueller's also came on the first

pitch)...was on the 15-day disabled list from Aug. 19 to Sept. 6 with a right oblique strain...made a rehab appearance with State College on Sept. 4 and also went 2-for-7 with a walk, RBI and four runs scored in two post season games with Indianapolis...ranked third among National League rookies in stolen bases (12) and second on the club in that department...hit .304 with two home runs, 20 RBI and eight stolen bases in 29 games with Escogido in the Dominican Winter League... was also named MVP of the Series Final as his club swept Aguilas to capture the championship.

**2011**—Spent entire season with Double-A Altoona and led the Eastern League in batting (.332), hits (178) and doubles (38)...became the first player in the club's 13-year history to capture the batting title...was named to the league's mid- and postseason All-Star teams...participated in the MLB All-Star Futures Game in Phoenix (started the game in center field, batted leadoff and went 1-for-3)...was named the Eastern League Rookie-of-the-Year...set a single-season club record with 178 hits...ranked second among Pittsburgh farmhands in batting behind Bradenton's Ramon Cabrera (.343)...made all 129 defensive appearances in center field and led league with 18 outfield assists...was named Eastern League Player of the Week for the week of Aug. 8-15 after hitting .556 with 10 runs and five multi-hit efforts in six games...was named Eastern League Player of the Month for August...hit .328 with seven doubles, two home runs, 14 RBI and nine stolen bases in 30 games with Escogido in the Dominican Winter League.

**2010**—Began season with High-A Bradenton and hit safely in 17 of his first 21 games thru May 5, going 25-for-74 (.338) with a .432 on-base percentage, 11 RBI and 15 runs scored...was placed on the disabled list on May 15 and had surgery to repair a broken bone in his left hand...went 9-for-26 (.346) in an eight-game rehab assignment with the GCL Pirates from July 3-31...was reinstated from DL on Aug. 1 and batted .358 with 19 RBI in 29 games during the month of August...ranked third among Pittsburgh farmhands with 26 stolen bases...hit .213 with a homer and three RBI in 28 games with Aguilas in the Dominican Winter League.

**2009**—Hit .309 with three home runs, 35 RBI and 24 stolen bases in 57 minor league games... began the season with the GCL Pirates and went 0-for-7 in two games before being promoted to West Virginia on June 25...recorded a 22-game hitting streak from July 9 to Aug. 9, going 30-for-94 (.319) with 17 RBI, 16 runs scored and 11 stolen bases...was promoted to High-A Lynchburg and played in one game on Sept. 5...suffered a sprained ankle which prevented him from participating in the post season with the Carolina League champions...went 3-for-13 (.231) in 11 games with Aguilas in the Dominican Winter League.

**2008**—Spent his second straight season with the DSL Pirates...led the team in home runs (9) and ranked fourth in the league in that department...also ranked fourth in the league in runs scored (53)...led the DSL Pirates in stolen bases (20) and ranked second in RBI (44).

**2007**—Began his professional career with the Dominican Summer League Pirates at the age of 18...hit his lone home run on June 23 against the DSL White Sox.

## **PERSONAL/MISCELLANEOUS**

Starling Javier Marte was originally signed by Pirate scouts Rene Gayo and Chino Valdez...has three children: Starling, Smerling and Tiana...his wife, Noelia, passed away in May, 2020.

## LIFETIME PLAYING RECORD

| Year                       | Club                        | AVG.        | G           | AB          | R          | H           | 2B         | 3B        | HR         | RBI        | SH        | SF        | HP         | BB         | SO         | SB         | CS        | OBP         | SLG         | E         |
|----------------------------|-----------------------------|-------------|-------------|-------------|------------|-------------|------------|-----------|------------|------------|-----------|-----------|------------|------------|------------|------------|-----------|-------------|-------------|-----------|
| 2007                       | DSL Pirates                 | .220        | 45          | 132         | 27         | 29          | 4          | 1         | 1          | 11         | 6         | 1         | 7          | 10         | 29         | 16         | 2         | .307        | .288        | 2         |
| 2008                       | DSL Pirates                 | .296        | 65          | 257         | 53         | 76          | 10         | 2         | 9          | 44         | 4         | 2         | 14         | 16         | 53         | 20         | 8         | .367        | .455        | 7         |
| 2009                       | GCL Pirates                 | .000        | 2           | 7           | 1          | 0           | 0          | 0         | 0          | 0          | 0         | 0         | 0          | 1          | 0          | 0          | 0         | .000        | .000        | 0         |
|                            | West Virginia<br>Lynchburg  | .312        | 54          | 221         | 41         | 69          | 9          | 5         | 3          | 34         | 0         | 2         | 12         | 12         | 55         | 24         | 7         | .377        | .439        | 7         |
| 2010                       | Bradenton                   | .315        | 60          | 222         | 41         | 70          | 16         | 5         | 0          | 33         | 2         | 2         | 15         | 12         | 59         | 22         | 8         | .386        | .432        | 6         |
|                            | GCL Pirates                 | .346        | 8           | 26          | 6          | 9           | 3          | 0         | 2          | 5          | 0         | 0         | 1          | 1          | 6          | 4          | 1         | .393        | .692        | 1         |
| 2011                       | Altoona                     | .332        | 129         | 536         | 91         | 178         | 38         | 8         | 12         | 50         | 1         | 2         | 11         | 22         | 100        | 24         | 12        | .370        | .500        | 8         |
| 2012                       | Indianapolis                | .286        | 99          | 388         | 64         | 111         | 21         | 13        | 12         | 62         | 2         | 3         | 10         | 28         | 91         | 21         | 12        | .347        | .500        | 1         |
|                            | PITTSBURGH<br>State College | .257        | 47          | 167         | 18         | 43          | 3          | 6         | 5          | 17         | 2         | 2         | 3          | 8          | 50         | 12         | 5         | .300        | .437        | 3         |
| 2013                       | PITTSBURGH                  | .280        | 135         | 510         | 83         | 143         | 26         | 10        | 12         | 35         | 6         | 1         | 24         | 25         | 138        | 41         | 15        | .343        | .441        | 7         |
|                            | PITTSBURGH                  | .291        | 135         | 495         | 73         | 144         | 29         | 6         | 13         | 56         | 0         | 0         | 17         | 33         | 131        | 30         | 11        | .356        | .453        | 6         |
| 2014                       | Indianapolis                | .083        | 3           | 12          | 0          | 1           | 1          | 0         | 0          | 0          | 0         | 0         | 0          | 5          | 0          | 0          | 0         | .083        | .167        | 0         |
|                            | PITTSBURGH                  | .287        | 153         | 579         | 84         | 166         | 30         | 2         | 19         | 81         | 3         | 5         | 19         | 27         | 123        | 30         | 10        | .337        | .444        | 2         |
| 2015                       | PITTSBURGH                  | .311        | 129         | 489         | 71         | 152         | 34         | 5         | 9          | 46         | 1         | 0         | 16         | 23         | 104        | 47         | 12        | .362        | .456        | 4         |
| 2016                       | PITTSBURGH                  | .275        | 77          | 309         | 48         | 85          | 7          | 2         | 7          | 31         | 0         | 2         | 8          | 20         | 63         | 21         | 4         | .333        | .379        | 1         |
|                            | Bradenton                   | .200        | 3           | 10          | 2          | 2           | 0          | 0         | 0          | 0          | 0         | 0         | 0          | 2          | 1          | 0          | 0         | .200        | .200        | 0         |
| 2017                       | Indianapolis                | .333        | 9           | 36          | 4          | 12          | 1          | 0         | 1          | 3          | 0         | 0         | 2          | 8          | 3          | 0          | 0         | .400        | .444        | 0         |
|                            | PITTSBURGH                  | .277        | 145         | 559         | 81         | 155         | 32         | 5         | 20         | 72         | 1         | 3         | 8          | 35         | 109        | 33         | 14        | .327        | .460        | 3         |
| 2018                       | PITTSBURGH                  | .295        | 132         | 539         | 97         | 159         | 31         | 6         | 23         | 82         | 2         | 4         | 16         | 25         | 94         | 25         | 6         | .342        | .503        | 5         |
| 2020                       | ARIZONA                     | .311        | 33          | 122         | 23         | 38          | 8          | 1         | 2          | 14         | 0         | 1         | 5          | 10         | 19         | 5          | 2         | .384        | .443        | 0         |
|                            | MIAMI                       | .245        | 28          | 106         | 13         | 26          | 6          | 0         | 4          | 13         | 0         | 0         | 4          | 2          | 22         | 5          | 0         | .286        | .415        | 1         |
| <b>Major League Totals</b> |                             | <b>.288</b> | <b>1077</b> | <b>4107</b> | <b>643</b> | <b>1182</b> | <b>217</b> | <b>44</b> | <b>121</b> | <b>472</b> | <b>16</b> | <b>19</b> | <b>128</b> | <b>240</b> | <b>910</b> | <b>271</b> | <b>82</b> | <b>.345</b> | <b>.450</b> | <b>34</b> |

## CAREER TRANSACTIONS

**2007** — Signed by the Pittsburgh Pirates as a non-drafted free agent, January 4. **2012** — On the disabled list, August 19 to September 6; included rehabilitation assignments to State College, September 4, and Indianapolis, September 5 to 6. **2013** — On the disabled list, August 19 to September 6. **2014** — On the bereavement list, July 9 to 15. On the concussion disabled list, July 23 to August 4; included rehabilitation assignment to Indianapolis, August 2 to 4. **2016** — On the paternity list, May 16 to 18. On the disabled list, September 28 to October 2. **2017** — On the restricted list, April 18 to July 17; included rehabilitation assignments to Bradenton, July 2 to 3 and July 10 to 12, and Indianapolis, July 4 to 9 and July 13 to 15. **2018** — On the disabled list, May 16 to 25. **2019** — On the injured list, April 20 to 29. **2020** — Traded to the Arizona Diamondbacks with cash for minor league pitcher Brennan Malone and minor league infielder Liover Peguero, January 27. Traded to the Miami Marlins for pitchers Humberto Mejia and Caleb Smith and a player to be named later (minor league pitcher Julio Frias on September 19), August 31. **2021** — On the injured list, April 19 to May 27, included rehabilitation assignment to Jacksonville, May 25 to 27. Traded to the Oakland Athletics with cash for pitcher Jesús Luzardo, July 28.

## WILD CARD RECORD

| Year          | Club/Opp.   | AVG.        | G        | AB        | R        | H        | 2B       | 3B       | HR       | RBI      | SH       | SF       | HP       | BB       | SO       | SB       | CS       | OBP         | SLG         | E        |
|---------------|-------------|-------------|----------|-----------|----------|----------|----------|----------|----------|----------|----------|----------|----------|----------|----------|----------|----------|-------------|-------------|----------|
| 2013          | PIT vs. CIN | .400        | 1        | 5         | 1        | 2        | 1        | 0        | 0        | 0        | 0        | 0        | 0        | 0        | 0        | 0        | 0        | .400        | .600        | 0        |
| 2014          | PIT vs. SF  | .250        | 1        | 4         | 0        | 1        | 0        | 0        | 0        | 0        | 0        | 0        | 0        | 1        | 0        | 0        | 0        | .250        | .250        | 0        |
| 2015          | PIT vs. CHI | .000        | 1        | 4         | 0        | 0        | 0        | 0        | 0        | 0        | 0        | 0        | 0        | 1        | 0        | 0        | 0        | .000        | .000        | 0        |
| 2020          | MIA vs. CHI | .500        | 1        | 4         | 1        | 2        | 1        | 0        | 0        | 0        | 0        | 0        | 1        | 0        | 0        | 0        | 0        | .600        | .750        | 0        |
| <b>Totals</b> |             | <b>.294</b> | <b>4</b> | <b>17</b> | <b>2</b> | <b>5</b> | <b>2</b> | <b>0</b> | <b>0</b> | <b>0</b> | <b>0</b> | <b>0</b> | <b>1</b> | <b>0</b> | <b>2</b> | <b>0</b> | <b>0</b> | <b>.333</b> | <b>.412</b> | <b>0</b> |

## DIVISION SERIES RECORD

| Year | Club/Opp.   | AVG. | G | AB | R | H | 2B | 3B | HR | RBI | SH | SF | HP | BB | SO | SB | CS | OBP  | SLG  | E |
|------|-------------|------|---|----|---|---|----|----|----|-----|----|----|----|----|----|----|----|------|------|---|
| 2013 | PIT vs. STL | .053 | 5 | 19 | 1 | 1 | 0  | 0  | 1  | 1   | 0  | 0  | 1  | 1  | 5  | 1  | 0  | .143 | .211 | 0 |

## ALL-STAR GAME RECORD

| Year | Club/Site | AVG.  | G | AB | R | H | 2B | 3B | HR | RBI | SH | SF | HP | BB | SO | SB | CS | OBP   | SLG   | E |
|------|-----------|-------|---|----|---|---|----|----|----|-----|----|----|----|----|----|----|----|-------|-------|---|
| 2016 | N.L./SD   | 1.000 | 1 | 1  | 0 | 1 | 0  | 0  | 0  | 0   | 0  | 0  | 0  | 0  | 0  | 0  | 0  | 1.000 | 1.000 | 0 |

## WORLD BASEBALL CLASSIC RECORD

| Year | Club          | AVG. | G | AB | R | H | 2B | 3B | HR | RBI | SH | SF | HP | BB | SO | SB | CS | OBP  | SLG  | E |
|------|---------------|------|---|----|---|---|----|----|----|-----|----|----|----|----|----|----|----|------|------|---|
| 2017 | Dom. Republic | .250 | 3 | 12 | 2 | 3 | 1  | 0  | 1  | 1   | 0  | 0  | 0  | 0  | 1  | 0  | 0  | .250 | .583 | 1 |

## MARTE'S CAREER BESTS

**Hits:** 5, April 15, 2018 at Miami

**Home Runs:** 2 (four times), June 10, 2019 at Atlanta; July 13, 2019 at Chicago (NL); August 18, 2014 vs. Atlanta; June 25, 2013 at Seattle.

**Runs Batted In:** 5, April 18, 2015 vs. Milwaukee

**Stolen Bases:** 3 (twice), last: July 6, 2018 vs. Philadelphia

**Hitting Streak:** 17, July 4 to 24, 2018

**Hitless Streak (At Bats):** 23, May 29 to June 8, 2014

**Game Ending RBI:** 7, May 5, 2019 vs. Oakland (home run); April 27, 2018 vs. St. Louis (single); April 9, 2017 vs. Atlanta (home run); October 2, 2015 vs. Cincinnati (home run); August 22, 2015 vs. San Francisco (home run); June 12, 2015 vs. Philadelphia (single); May 2, 2014 vs. Toronto (home run)

**Grand Slams:** 2, July 20, 2018 at Cincinnati (Jackson Stephens); April 8, 2016 at Cincinnati (J.J. Hoover)

**Pinch-Hit Home Runs:** None

**Inside-The-Park Home Runs:** 1, May 4 at Milwaukee (Junior Guerra)

**Lead Off Home Runs:** 2, July 25, 2012 at Houston (Dallas Keuchel); May 5, 2013 vs. Washington (Gio Gonzalez)





**LEFT-HANDED PITCHER****Height/Weight:** 5-10 / 190**Bats/Throws:** Left / Left**Birthdate:** January 3, 1992**Opening Day Age:** 29**Birthplace/Resides:** Lakeland, Tennessee / Memphis, Tennessee**Major League Service:** 31 days**Obtained:** Acquired**Contract Status:** First year of a one-year contract through 2021[@Sammoll31](#) [sammoll31](#) [Updated Stats](#)**CAREER HIGHLIGHTS**

Was originally drafted by Colorado in the third round of the 2013 First-Year Player Draft out of the University of Memphis...was traded to the Oakland organization in 2017 and made his Major League debut with the A's that year...logged a 10.80 ERA in 11 relief appearances, his only big league experience...is 12-15 with seven saves and a 3.49 ERA in 228 games, including six starts, in seven seasons in the minors...all six starts came in professional debut at Tri-City in 2013.

**2020 HIGHLIGHTS**

Was on the roster for Double-A Richmond in the San Francisco Giants organization but did not pitch following the cancellation of the minor league season.

**CAREER**

**2019**—Was selected by San Francisco in the Triple-A Phase of the Rule 5 Draft and combined for a 2-2 record, two saves and a 2.39 ERA in 41 relief appearances with Triple-A Sacramento and Double-A Richmond...surrendered just one home run in 49.0 innings...struck out 54 batters (9.92 per nine innings) but also walked 23 (4.22 per nine innings)...compiled a 0.92 ERA and .209 opponents batting average over his first 15 games through June 8, had a 6.94 ERA and .283 opponents average over a 13-game stretch from June 9 to July 19 and finished with a 1.02 ERA and .246 opponents average over his final 13 contests...allowed a .242 opponents batting average, which broke down to .193 against right-handed hitters compared to .284 against left-handers... first batters faced were 7-for-33 (.212) with six walks and a hit by pitch (.350 on-base percentage...allowed 3-of-13 (23.1%) inherited runners to score...tossed at least one inning in 33 of his 41 appearances, including 18 appearances longer than 1.0 inning.

**2018**—Was claimed off waivers three times following the 2017 season and ended up pitching for Triple-A Buffalo in the Toronto organization...was claimed by Pittsburgh on Nov. 27, 2017, Seattle on Nov. 30 and Toronto on March 17, 2018...was designated for assignment March 29 and outrighted to Buffalo two days later...went 1-3 with a save and a 5.30 ERA in 15 relief appearances for the Bisons before going on the disabled list May 30 with a left elbow impingement...missed the remainder of the season...allowed a .293 opponents batting average, which broke down to .235 against left-handed hitters compared to .333 against right-handers.

**2017**—Began the season at Triple-A Albuquerque in the Colorado organization but finished it by making his Major League debut with the A's in September...compiled a 10.80 ERA and .406 opponents batting average in 11 relief appearances with Oakland...tossed less than one inning in eight of his 11 outings...allowed at least one run seven times...allowed a .375 average against left-handed hitters compared to .500 by right-handers...first batters faced were 5-for-11 (.455)... allowed 1-of-5 (20.0%) inherited runners to score...went 3-2 with a 4.18 ERA in 44 relief appearances with Albuquerque...was traded to the A's for a player to be named later or cash Aug. 16 and was assigned to Triple-A Nashville...did not allow a run in six games with the Sounds (7.0 ip) and combined for a 3.64 ERA and .280 opponents batting average in 50 minor league games overall... surrendered just four home runs in 54.1 innings (0.66 per nine innings)...his opponents batting average included a mark of .272 against right-handed hitters and .299 against left-handers.

**2016**—Attended his first Major League Spring Training, made his Triple-A debut and had his contract selected to the 40-man roster...was assigned to Triple-A Albuquerque out of Spring Training and made his Triple-A debut April 7 at Tacoma, pitching 2.1 innings of hitless relief with one strikeout...was placed on the 7-day disabled list June 10 with left elbow inflammation and made two scoreless, hitless rehab appearances with Rookie Level Grand Junction...his 44 appearances between the Isotopes and Grand Junction were a career high...attended his first Major League Spring Training and went 1-0 with a 2.45 ERA, two walks and three strikeouts across five Cactus League relief appearances.

**2015**—Split time between High-A Modesto and Double-A New Britain, going 0-1 with a 2.63 ERA...limited left-handers to a .175 batting average against and right-handers to a .221 average in 25 appearances with Modesto...in 13 appearances with New Britain, lefties hit .222 while right-handers batted .094...struck out a career-high seven batters in three innings May 5 vs. Bakersfield.

**2014**—Dealt with arm troubles early in the season but made nine relief appearances for Short-Season Tri-City to finish the season...went 0-1 with a 4.15 ERA in those nine relief appearances...four of his nine appearances were two or more innings...was not scored upon in any of those four outings.

**2013**—Pitched in 10 games, six as the starting pitcher, for Short-Season Tri-City...went 2-1 with a 2.28 ERA in his six starts...went 1-0 as a reliever and did not allow a run in any of his four relief appearances...limited right-handed batters to a .128 batting average.

## PERSONAL/MISCELLANEOUS

Samuel John Moll (MOLE)...pitched collegiately at the University of Memphis where he finished his career 17-9 with a 2.86 ERA and 213 strikeouts, the seventh-most in program history...was a 2013 First-Team All-Conference USA selection...attended Saint Benedict of Auburndale in Lake-land, Tenn., for high school...was named to All-Region and All-Region Tournament teams as a junior in 2009, after leading the program to a state runner-up finish.

## LIFETIME PITCHING RECORD

| Year                       | Club           | W   | L         | ERA          | G          | GS       | CG       | SHO      | SV       | IP           | H          | R          | ER         | HR        | HB        | BB         | IBB      | SO         | WP        | BK       |
|----------------------------|----------------|---|-----------|--------------|------------|----------|----------|----------|----------|--------------|------------|------------|------------|-----------|-----------|------------|----------|------------|-----------|----------|
| 2013                       | Tri-City       | 3   | 1         | 1.80         | 10         | 6        | 0        | 0        | 0        | 30.0         | 20         | 9          | 6          | 0         | 0         | 10         | 0        | 29         | 5         | 0        |
| 2014                       | Tri-City       | 0   | 1         | 4.15         | 9          | 0        | 0        | 0        | 0        | 13.0         | 17         | 6          | 6          | 1         | 1         | 4          | 0        | 7          | 0         | 1        |
| 2015                       | Modesto        | 0   | 1         | 3.02         | 25         | 0        | 0        | 0        | 2        | 53.2         | 40         | 20         | 18         | 7         | 2         | 12         | 0        | 57         | 3         | 0        |
|                            | New Britain    | 0   | 0         | 1.23         | 13         | 0        | 0        | 0        | 0        | 14.2         | 7          | 2          | 2          | 0         | 0         | 4          | 0        | 17         | 0         | 0        |
| 2016                       | Grand Junction | 0   | 0         | 0.00         | 2          | 0        | 0        | 0        | 0        | 2.0          | 0          | 0          | 0          | 0         | 0         | 0          | 0        | 5          | 0         | 0        |
|                            | Albuquerque    | 3   | 5         | 4.94         | 42         | 0        | 0        | 0        | 2        | 47.1         | 55         | 30         | 26         | 5         | 1         | 19         | 1        | 39         | 3         | 1        |
| 2017                       | Albuquerque    | 3   | 2         | 4.18         | 44         | 0        | 0        | 0        | 0        | 47.1         | 56         | 27         | 22         | 4         | 2         | 18         | 0        | 39         | 4         | 0        |
|                            | Nashville      | 0   | 0         | 0.00         | 6          | 0        | 0        | 0        | 0        | 7.0          | 5          | 0          | 0          | 0         | 1         | 1          | 0        | 8          | 0         | 0        |
|                            | OAKLAND        | 0   | 0         | 10.80        | 11         | 0        | 0        | 0        | 0        | 6.2          | 13         | 8          | 8          | 2         | 0         | 3          | 0        | 7          | 0         | 0        |
| 2018                       | Buffalo        | 1   | 3         | 5.30         | 15         | 0        | 0        | 0        | 1        | 18.2         | 24         | 15         | 11         | 1         | 1         | 5          | 0        | 19         | 2         | 0        |
| 2019                       | Richmond       | 1   | 2         | 2.58         | 35         | 0        | 0        | 0        | 2        | 38.1         | 32         | 18         | 11         | 0         | 3         | 20         | 3        | 42         | 3         | 0        |
|                            | Sacramento     | 1   | 0         | 1.69         | 6          | 0        | 0        | 0        | 0        | 10.2         | 11         | 3          | 2          | 1         | 1         | 3          | 0        | 12         | 0         | 0        |
| 2020                       | Richmond       | (Minor League Season Cancelled — Did Not Pitch) |           |              |            |          |          |          |          |              |            |            |            |           |           |            |          |            |           |          |
| <b>Major League Totals</b> |                | <b>0</b>  | <b>0</b>  | <b>10.80</b> | <b>11</b>  | <b>0</b> | <b>0</b> | <b>0</b> | <b>0</b> | <b>6.2</b>   | <b>13</b>  | <b>8</b>   | <b>8</b>   | <b>2</b>  | <b>0</b>  | <b>3</b>   | <b>0</b> | <b>7</b>   | <b>0</b>  | <b>0</b> |
| <b>Minor League Totals</b> |                | <b>12</b>                                       | <b>15</b> | <b>3.49</b>  | <b>228</b> | <b>6</b> | <b>0</b> | <b>0</b> | <b>7</b> | <b>304.1</b> | <b>286</b> | <b>147</b> | <b>118</b> | <b>22</b> | <b>14</b> | <b>111</b> | <b>4</b> | <b>304</b> | <b>20</b> | <b>2</b> |

## CAREER TRANSACTIONS

**2013** — Selected by the Colorado Rockies in the 3rd round of the First-Year Player Draft. **2017** — Traded to the Oakland Athletics for a player to be named later or cash, August 16. Claimed off waivers by the Pittsburgh Pirates, November 27. Claimed off waivers by the Seattle Mariners, November 30. **2018** — Claimed off waivers by the Toronto Blue Jays, March 17. Selected by the San Francisco Giants in the Triple-A Phase of the Rule 5 Draft, December 13. **2019** — Elected free agency, November 4; re-signed by San Francisco to a minor league contract, December 18. **2020** — Elected free agency, November 1; signed y the Arizona Diamondbacks to a minor league contract, November 10. **2021** — Traded to the Oakland Athletics for cash considerations, July 2.

## MOLL'S CAREER BESTS

**Low Hit Complete Game:** None

**Innings Pitched:** 1.2, September 25, 2017 vs. Seattle

**Strikeouts:** 1 (seven times), last: September 30, 2017 at Texas

**Pitches:** 31, September 25, 2017 vs. Seattle

**Longest Winning Streak:** None

**Longest Losing Streak:** None

**Longest Scoreless Streak:** 1.2, September 25, 2017

**RIGHT-HANDED PITCHER****Height/Weight:** 6-2 / 255**Birthdate:** March 21, 1993**Birthplace/Resides:** Sainagua, Dominican Republic / Litchfield, Arizona**Major League Service:** 3 years, 15 days**Obtained:** Acquired from the Los Angeles Dodgers with minor leaguers Jharel Cotton and Grant Holmes for Rich Hill and Josh Reddick, Aug. 1, 2016**Contract Status:** First year of a one-year contract through 2021[@frankiemontas](#)[fmontas100](#)[Updated Stats](#)**CAREER HIGHLIGHTS**

Is 18-14 with a 4.21 ERA in 70 games, including 40 starts, in five seasons in the majors with Chicago-AL (2015) and Oakland (2017-20)...has been traded three times in his career, with each deal involving at least five players...two of the deals involved three teams...is 20-32 with a 4.00 ERA (222 er in 499.2 ip) in 123 games, including 107 starts, in nine seasons in the minors...has 510 strikeouts in 499.2 innings (9.19 per nine innings)...was suspended for 80 games in 2019 for violating Major League Baseball's Joint Drug Prevention and Treatment Program...threw a 7.0-inning no-hitter on June 9, 2015 at Tennessee...was selected to the All-Star Futures Game in 2014 and 2015...pitched in the Arizona Fall League in 2014 and 2016 and was selected to the Rising Stars Game in 2014.

**2020 HIGHLIGHTS**

Was off to a strong start as he was 2-1 with a 1.57 ERA, .175 opponents batting average and no home runs over his first four starts...was scratched from his scheduled start on Aug. 14 at San Francisco with upper back tightness and went 1-4 with an 8.70 ERA, .321 opponents average and 10 home runs over his final seven starts...went 3-5 with a 5.60 ERA in 11 starts overall...his ERA was eighth highest in the majors among pitchers with at least 50 innings pitched...had career highs in losses (5) and earned runs (33) and has matched his high in home runs (10), runs (35) and walks (23)...led the A's in strikeouts (60), losses, runs, home runs and walks...the A's were 6-5 (.545) in his starting assignments...had two starts of seven innings and five starts of fewer than five innings...his opponents batting average broke down to .198 (22-for-111) against right-handed hitters compared to .350 (35-for-100) against left-handers...surrendered six of his 10 home runs and issued 15 of his 23 walks to lefties for a 1.061 OPS (.572 against right-handers)...had a .306 opponents batting average the first time through the lineup, .264 the second time and .205 after that...allowed a .133 average with two strikes and has a .163 career opponents average in that situation...was 2-1 with a 2.56 ERA and .225 opponents batting average in six starts in Oakland, 1-4 with a 10.13 ERA and .330 opponents average in five starts on the road...surrendered just two home runs in 31.2 innings in Oakland compared to eight in 21.1 innings on the road...over the last two years, he is 6-1 with a 2.81 ERA and four home runs in 73.2 innings over 13 starts in Oakland, 6-6 with a 4.54 ERA and 14 home runs in 75.1 innings over 14 starts on the road...made eight of his 11 starts during the day, which tied for the most in the majors...was 2-4 with a 6.16 ERA during the day, 1-1 with a 4.20 ERA at night...his career numbers are 7-10 with a 5.26 ERA in 31 games during the day, 11-4 with a 3.41 ERA in 39 contests at night...went 2-2 with a 2.83 ERA in six starts on four days rest, 1-3 with an 11.00 ERA in five starts on five days rest or more...was 3-2 with a 3.61 ERA and .236 opponents batting average in eight starts against American League West competition, 0-3 with a 13.50 ERA and .391 opponents average in three interleague starts...is now 10-5 with a 3.70 ERA in 33 career appearances against AL West competition, 8-9 with a 4.74 ERA in 37 games against all other teams...is 2-4 with a 7.25 ERA in 10 career interleague appearances...received two runs of support or fewer in nine of his 11 starts...had 10 of his 28 runs of support in one start on Aug. 3 at Seattle and had a 4.75 RSA for the season...won both of his starts with support of three or more runs and is now 12-1 in 15 career starts with at least three runs of support.

**OAKLAND:** Was the A's Opening Day starting pitcher and had a no decision in a 7-3, 10-inning win over Los Angeles (AL)...it was his first career Opening Day start and he became the A's 13th different Opening Day starting pitcher over the last 15 years (Zito, Haren, Blanton, Braden, Sheets, Cahill, McCarthy, Anderson, Gray twice, Hill, Graveman twice, Fiers)...was just the second foreign-born Opening Day starting pitcher in Oakland history (Ariel Prieto, April 2, 1997)...allowed just one run in 4.0 innings...took the loss in his second start on July 29 against Colorado, snapping a career-high five-game winning streak dating back to May 17, 2019...it was his first loss since April 29, 2019 at Boston...then picked up the win in back-to-back starts on Aug. 3 at Seattle and Aug. 8 against Houston for his only winning streak of the season...tossed a season-high 7.0 innings in each start...had a season-high four walks in the start against the Mariners...was named American League Player of the Week for the week of Aug. 3-9 after going 2-0 with a 0.64 ERA in two starts...struck out 14, walked four and allowed six hits in 14.0 innings...it was his first career Player of the Week honor...was 2-1 with a 1.57 ERA in four starts when he was scratched from his scheduled start on Aug. 14 at San Francisco with upper back tightness...allowed a career-high nine runs on six hits and four walks in 1.2 innings in his next start on Aug. 18 at Arizona, which was his shortest career outing as a starter...that began a season-ending stretch where he went 1-4 with a 8.70 ERA in six starts...yielded a season-high seven hits Aug. 23 against Los Angeles (AL), his first of three games with seven hits...lost his second consecutive decision in the second game of the Aug. 29 doubleheader at Houston, snapping a seven-game winning streak against AL West competition...the two-game losing streak matched his career high and it marked the first time he lost back-to-back decisions since July 29-Aug. 30, 2018...defeated the Astros in his next start in the first game of the Sept. 8 doubleheader in Oakland but lost back-to-back starts on Sept. 13 at Texas and Sept. 22 at Los Angeles (NL)...was placed on the paternity list on Sept. 14...was reinstated Sept. 17 and allowed three home runs in a game for the first time in his career in his next start on Sept. 22 at Los Angeles (NL)...started the A's final game of the season on Sept. 27 against Seattle and struck out a career-high 13 batters on a career-high 113 pitches in 6.0 innings...the strikeouts were the most by an A's pitcher since Todd Stottlemyre had 15 on June 16, 1995 against Kansas City and they tied for the seventh best single game performance in Oakland history...they matched the most in Athletics history by a pitcher with six innings or fewer...Vida Blue also had 13 in 6.0 innings on April 9, 1971 against Kansas City...it was his third career 10-strikeout game...was 1-1 with a 9.53 ERA and .346 opponents batting average in two games, including one start, in his postseason debut...picked up the win in relief in the A's series-clinching, 6-4 victory over Chicago in Game 3 of the ALWCS (2.0 ip, 2 h, 1 r, 1 er, 2 so)...then took the loss in the deciding Game 4 of the ALDS against Houston at Dodger Stadium, an 11-6 A's loss (3.2 ip, 7 h, 5 r, 5 er, 1 bb, 3 so, 2 hr)...blanked the Astros on one hit over the first three innings and had a 3-0 lead when he allowed five runs in the fourth inning on a two-run home run by Brantley and a three-run home run by Correa.

## CAREER

**2019—** Went 9-2 with a 2.63 ERA in 16 starts in a season shortened due to an 80-game suspension for violating Major League Baseball's Joint Drug Prevention and Treatment Program...his ERA was a career low as was his opponents batting average (.230), on-base percentage (.282) and OPS (.646)...had career highs in wins, starts, strikeouts (103), innings (96.0), hits (84), runs (35), walks (23) and hit batters (4) and matched his high in wild pitches (5)...averaged 2.16 walks per nine innings, which was the lowest mark of his career...his strikeout-to-walk ratio of 4.48 was a career high...surrendered eight home runs (0.75 per nine innings)...his ERA was third lowest in the American League among pitchers with at least 90 innings...using the same minimum, he ranked fourth in fewest home runs per nine innings, fifth in opponents OPS, sixth in slugging percentage (.364), ninth in on-base percentage and 10th in strikeout-to-walk ratio...averaged 9.66 strikeouts per nine innings, which was second highest in Oakland history (Gio Gonzalez, 9.94 in 2009) and third highest in Athletics history (Wes Stock, 9.77 in 1964) among pitchers with 90 or more innings...his 4.48 strikeout-to-walk ratio was fourth highest in Oakland history...had a .229 opponents batting average and .647 OPS against right-handed hitters compared to .231 with a .645 OPS against left-handers...allowed a .207 average to batters leading off an inning and .115 with two strikes...six of the eight home runs he allowed were solo shots...only one came the first time through the batting order...opponents were 4-for-7 (.571) with the bases loaded...was 4-0 with a 3.00 ERA in seven starts at home, 5-2 with a 2.33 ERA in nine starts on the road...surrendered just two home runs in 42.0 innings in Oakland compared to six in 54.0 innings on

the road...had a 3-0 record and a 1.50 ERA in four starts during the day, 6-2 with a 3.00 ERA in 12 starts at night...went 5-2 with a 3.00 ERA in 11 starts on four or five days rest, 4-0 with a 1.91 ERA in five starts on six days rest or more...allowed just one run in the first inning for a 0.56 ERA...had a 5.63 ERA in the second inning and a 2.39 ERA from the third inning on...received two runs of support or fewer in seven of his 16 starts but had six starts with seven runs of support or more...had a 6.84 RSA overall...was 7-1 in nine starts with three runs of support or more...the A's were 12-4 (.750) in his starting assignments...committed three errors, which tied for the most among AL pitchers...went 0-for-1 with a walk as a hitter...was on the Opening Day roster and was available in the bullpen for the two games against Seattle in Japan but did not pitch...was inserted into the fourth spot in the rotation when the season resumed and picked up the win in his first start March 31 against Los Angeles (AL)...went 3-0 with a 3.50 ERA and .224 opponents average over a three-start stretch from April 10 to 23...the first win came on April 10 at Baltimore when he retired the first 12 batters he faced...surrendered two home runs in the game, giving him four in his first three starts...did not allow another home run until June 4 at Los Angeles-AL (Ohtani) for an eight-game, 53.0-inning, 228-batter faced homerless streak...had his three-game winning streak snapped April 29 at Boston when he allowed a season-high seven runs in 4.1 innings...only one of the runs was earned and the six unearned runs tied for second most in Oakland history...they were the most since Brett Anderson also had six on May 15, 2009 vs. Detroit...finished April with a 3-2 record and a 3.29 ERA in five starts...tied for fifth in the American League in wins...then went 2-0 with a 2.64 ERA in five starts in May...tied for eighth in the AL in May ERA...left his start on May 10 against Cleveland with a 3-2 lead but Trivino blew the save in a game the A's would win 4-3 in 12 innings...tossed a career-high 8.2 innings and had his first career 10-strikeout game in a 7-2 win at Detroit on May 17...did not walk a batter, which marked the 27th time in Oakland history a pitcher struck out 10 or more and did not issue a walk...it was the first since Jeff Samardzija on Sept. 17, 2014 vs. Texas (10 so)...that began a career-high and season-ending five-game winning streak...compiled a 2.49 ERA and .201 opponents batting average over that eight-start stretch...had his second career 10-strikeout game in a 9-8 win at Texas June 9...allowed a run on four hits in 8.0 innings on June 20 against Tampa Bay but had a no decision in the A's 5-4 win...was suspended for 80 games the next day for violating Major League Baseball's Joint Drug Prevention and Treatment Program...was 9-2 with a 2.70 ERA in 15 starts at the time...was tied for third in the AL in wins and winning percentage (.818) and ranked fifth in ERA...was reinstated Sept. 25 and started that day at Los Angeles (AL) when he had a no decision in the A's 3-2 win (6.0 ip, 4 h, 1 r, 1 er, 2 bb, 6 so)...was not eligible for the postseason...pitched for Escobido in the Dominican Winter League following the season and was 3-0 with a 1.44 ERA in five starts.

**2018**—Went 5-4 with a 3.88 ERA in 13 games, including 11 starts, over four stints with Oakland...was 5-2 with a 3.35 ERA in eight starts during his first stint from May 27 to July 9 and 0-2 with a 5.40 ERA in five games over his final three stints...surrendered just five home runs in 65.0 innings after yielding 10 home runs in 32.0 innings in 2017...struck out 43 batters (5.95 per nine innings) after fanning 56 in 47.0 innings (10.72 per nine innings) over his first two seasons...allowed a .290 opponents batting average, including .276 against right-handed hitters compared to .305 against left-handers...yielded 20 of his 28 extra base hits to lefties and had a .378 slugging percentage against righties compared to .523 against lefties...was 2-3 with a 4.35 ERA in six games in Oakland, 3-1 with a 3.44 ERA in seven games on the road...the opponents clean-up hitter went 3-for-27 (.111) against him...was 2-1 with a 2.65 ERA in three interleague starts compared to 3-3 with a 4.31 ERA in 10 games against the American League...batted for the first time as a professional and went 0-for-5 with five strikeouts...the A's were 7-4 (.636) in his 11 starting assignments...was recalled from Triple-A Nashville May 27 and won each of his first three starts, posting a 1.25 ERA and .208 opponents batting average...struck out seven batters in 6.0 innings in his first start on May 27 against Arizona and was the winning pitcher in the A's 2-1 victory...no-hit the Diamondbacks over the first five innings...combined with Pagan on an eight-hit shutout in the A's 16-0 win at Kansas City June 1...tossed eight innings and allowed seven of the hits...had his scoreless streak snapped at a career-high 15.0 innings June 8 against Kansas City...allowed a career-high 11 hits in a 7-3 loss to Houston on June 14...yielded an Oakland record seven doubles July 1 against Cleveland...combined with Trivino and Treinen on a five-hit shutout in the A's 2-0 win at Houston on July 9...tossed 6.0 innings and yielded three of the hits but was optioned to Nashville the next day...was recalled July 24 and went 0-1 with a 5.79 ERA in two starts before he was optioned back to the Sounds July 30...his third stint lasted one day on Aug. 30 when he



allowed seven runs in 6.0 innings in a 7-1 loss to Seattle Aug. 30...returned to Oakland Sept. 11 and made two appearances following his return, both in relief (1.1 ip, 1 h)...did not pitch after Sept. 19...was 4-5 with a 4.65 ERA in 15 games, all starts, with Triple-A Nashville...had a .255 opponents batting average, including .189 against left-handed hitters compared to .290 against right-handers...was 4-1 with a 3.12 ERA in six starts at home, 0-4 with a 6.99 ERA in six starts on the road...was credited with his first win of the season May 4 against Memphis when he allowed one run in 6.0 innings of work...struck out a season-high 10 batters in 6.0 innings May 9 against Colorado Springs...tossed a complete game at Memphis on May 14 but was the losing pitcher in a 2-1 loss...allowed two runs on six hits in eight innings...was 1-5 with a 4.39 ERA and .269 opponents batting average in nine starts when he was promoted to Oakland May 27...was optioned back to Nashville July 10 and tossed 5.0 scoreless innings for his second win July 17 at Omaha...that was his only outing before returning to Oakland July 24 but he was optioned back to the Sounds July 30...tossed 6.0 scoreless innings Aug. 3 against Fresno for the win...went 2-0 despite a 5.96 ERA in five starts in August.

**2017**—Was on the A's Opening Day roster and compiled a 7.03 ERA and .302 opponents batting average in 23 games over two stints with Oakland...also went 0-2 with a 5.22 ERA in nine games, eight starts, with Triple-A Nashville before an oblique injury ended his season in mid-August...issued 20 walks in 32.0 innings (5.63 per nine innings) with the A's for a .408 opponents on-base percentage...had a .566 opponents slugging percentage and .974 OPS...the OPS was the highest in Oakland history by a reliever, the slugging percentage was second highest and the on-base percentage was third highest...had the highest OPS and on-base percentage among Major League relievers in 2017...had the second-highest opponents slugging percentage among AL relievers...struck out 36 for an average of 10.13 strikeouts per nine innings...allowed 10 home runs, an average of 2.81 home runs per nine innings...that was the second-highest mark in Oakland history among pitchers with 30 or more innings pitched (Curt Young, 2.93 in 1985)...his opponents batting average included a .257 mark against right-handed hitters compared to .364 against left-handers...had a .751 OPS against righties, 1.267 against lefties...allowed 4-of-11 (36.4%) inherited runners to score...first batters faced hit .263 with a .391 on-base percentage...18 of his 23 outings were at least one inning, including seven outings of two innings or more...tossed 2.2 scoreless innings in his A's debut April 5 against Los Angeles (AL)...tossed a scoreless ninth inning May 6 against Detroit and was credited with his first big league win when Adam Rosales had a walk-off RBI single in the bottom of the ninth for a 6-5 A's win...that began a 10.2-inning scoreless streak that ran through May 30...tossed 3.0 scoreless innings and struck out five May 20 against Boston...the innings pitched and strikeouts matched his most as a reliever...was optioned to Nashville June 11...was recalled July 21 and allowed at least one run in each of his two appearances before he was sent back to Nashville July 30...struck out 37 batters in 29.1 innings with Nashville, an average of 11.35 per nine innings...walked just seven for a strikeout-to-walk ratio of 5.29...allowed a .223 opponents batting average, including .188 against right-handed hitters...his first outing with the Sounds came in relief and he then started in each of his final eight appearances...never tossed more than four innings...was placed on the disabled list Aug. 11 with a strained right oblique and missed the remainder of the season.

**2016**—Was one of three players acquired by the A's from Los Angeles in the trading deadline deal that sent Rich Hill and Josh Reddick to the Dodgers, but missed nearly the entire season due to rib cage injuries...began the year on the Dodgers 60-day disabled list with a fractured right rib cage, an injury suffered during the offseason...was sent to Double-A Tulsa on a rehab assignment May 22 and logged a 1.93 ERA in three games, including one start...was transferred to Triple-A Oklahoma City May 30 and made three additional rehab appearances before he was reinstated from the DL and optioned to Oklahoma City June 12...made one more appearance before going on the Triple-A DL June 19 with an inflamed right rib cage...missed the remainder of the season...was 0-0 with a 2.25 ERA and .241 opponents batting average in seven games (four starts)...struck out 22 batters in 16.0 innings (12.38 per nine innings) and walked just three (1.69 per nine innings)...surrendered just one home run...was traded to the A's Aug. 1 with Jharel Cotton and Grant Holmes and was placed on the Nashville DL...pitched for Mesa in the Arizona Fall League following the season and went 1-0 with a 0.53 ERA and .132 opponents batting average in six relief appearances...did not allow a run in his first five games and started the campaign with a

15.1-inning scoreless streak before allowing two runs in his final 1.2 innings...was rated as the A's No. 5 prospect by *Baseball America* following the season.

**2015**—Made his Major League debut with Chicago (AL), going 0-2 with a 4.80 ERA and .246 opponents batting average in seven games (two starts)...struck out 20 batters in 15.0 innings (12.00 per nine innings) but issued nine walks (5.40 per nine innings)...was initially recalled from Birmingham July 17 as the 26th player for a doubleheader against Kansas City, but did not pitch...was recalled Sept. 1 for the remainder of the season and made his ML debut Sept. 2 at Minnesota, working 1.0 scoreless inning...recorded his first career strikeout (Miguel Sanó in the eighth inning)...made his first career start Sept. 23 at Detroit and suffered the loss after allowing six runs on six hits over 3.0 innings...spent most of the season with Double-A Birmingham where he was 5-5 with a 2.97 ERA and .219 opponents batting average in 23 starts...ranked fourth in the Southern League in ERA, opponents batting average and strikeouts per nine innings (8.68)...was unbeaten over a 12-start span from May 19-July 26, going 3-0 with a 1.97 ERA...threw a 7.0-inning no-hitter on June 9 at Tennessee (3 bb, 3 so)...named a SL Midseason All-Star and pitched for the North All-Stars in the game at Montgomery on June 23 (0.1 ip, 1 h)...also represented the World Team in the All-Star Futures Game in Cincinnati on July 12 (0.2 ip, 4 h, 3 r, 3 er, 1 so)...was named Southern League Pitcher of the Week for July 13-19 after tossing 5.0 scoreless innings for the win July 19 against Pensacola (2 h, 1 bb, 8 so)...entered the season rated by *Baseball America* as the No. 5 prospect.

**2014**—Went 5-0 with a 1.44 ERA, .184 opponents batting average, one complete game and 80 strikeouts in 15 starts between the Arizona League White Sox, Single-A Winston-Salem and Double-A Birmingham...surrendered just three home runs in 81.0 innings...began the season on the disabled list with a left knee injury...was reinstated May 5...struck out a season-high 11 on May 22 at Salem...tossed a seven-inning complete game seven-hitter in a 6-2 win at Frederick on June 26...was placed on the DL a second time on June 29 to repair a medial meniscus tear in his right knee...made four starts with the AZL White Sox on a rehab assignment from Aug. 8 to 29...was reinstated from the DL Aug. 30 and transferred to Birmingham where he made one start...went 1-0 with a 3.52 ERA over six starts with Glendale in the Arizona Fall League...selected to the league's Rising Stars Game.

**2013**—Went a combined 5-11 with a 5.43 ERA, .263 opponents batting average and 127 strikeouts over 24 appearances (23 starts) between Single-A Greenville in the Boston organization and Single-A Kannapolis (White Sox)...averaged 10.3 strikeouts per 9.0 innings...was traded to the Chicago White Sox organization as part of a three-team trade that also involved Detroit on July 30...made two relief appearances with Escogido in the Dominican Winter League following the season and did not allow a run in 0.2 innings (1 bb).

**2012**—Combined to go 1-5 with a 3.65 ERA and 45 strikeouts over 13 appearances (10 starts) between the Gulf Coast League Red Sox and Single-A Lowell in his first season in the United States...earned his first professional win in relief on July 31 against the Orioles (4.0 ip, 1 r, 1 er, 1 bb, 3 so).

**2011**—Made just five starts with the Dominican Summer League Red Sox and was 0-1 with a 4.26 ERA...held opponents to a .159 batting average, including .154 against left-handed hitters...had 12 walks and 12 strikeouts in 12.2 innings.

**2010**—Made his professional debut with the Red Sox affiliate in the Dominican Summer League and was 0-3 with a 9.55 ERA and .322 opponents batting average in 12 games (four starts)...struck out 18 and walked 18 in 21.2 innings.

## PERSONAL/MISCELLANEOUS

Francielis Montas...is married, Nicholette, and has two children, Michael and Ellie...attended Colegio Creciendo in San Cristobal, Dominican Republic.

## LIFETIME PITCHING RECORD

| Year                       | Club          | W         | L         | ERA         | G         | GS        | CG       | SHO      | SV       | IP           | H          | R          | ER         | HR        | HB        | BB        | IBB      | SO         | WP        | BK       |
|----------------------------|---------------|-----------|-----------|-------------|-----------|-----------|----------|----------|----------|--------------|------------|------------|------------|-----------|-----------|-----------|----------|------------|-----------|----------|
| 2010                       | DSL Red Sox   | 0         | 3         | 9.55        | 12        | 4         | 0        | 0        | 0        | 21.2         | 28         | 30         | 23         | 2         | 8         | 18        | 0        | 18         | 4         | 0        |
| 2011                       | DSL Red Sox   | 0         | 1         | 4.26        | 5         | 5         | 0        | 0        | 0        | 12.2         | 7          | 7          | 6          | 0         | 1         | 12        | 0        | 12         | 2         | 0        |
| 2012                       | GCL Red Sox   | 1         | 5         | 3.98        | 12        | 9         | 0        | 0        | 0        | 40.2         | 34         | 22         | 18         | 0         | 3         | 12        | 0        | 41         | 4         | 0        |
|                            | Lowell        | 0         | 0         | 0.00        | 1         | 1         | 0        | 0        | 0        | 3.2          | 5          | 1          | 0          | 0         | 0         | 1         | 0        | 4          | 0         | 0        |
| 2013                       | Greenville    | 2         | 9         | 5.70        | 19        | 18        | 1        | 0        | 0        | 85.1         | 94         | 62         | 54         | 10        | 3         | 32        | 0        | 96         | 9         | 1        |
|                            | Kannapolis    | 3         | 2         | 4.56        | 5         | 5         | 0        | 0        | 0        | 25.2         | 20         | 13         | 13         | 1         | 0         | 18        | 0        | 31         | 8         | 0        |
| 2014                       | Winston-Salem | 4         | 0         | 1.60        | 10        | 10        | 1        | 0        | 0        | 62.0         | 45         | 16         | 11         | 2         | 2         | 14        | 0        | 56         | 3         | 2        |
|                            | AZL White Sox | 1         | 0         | 1.29        | 4         | 4         | 0        | 0        | 0        | 14.0         | 6          | 3          | 2          | 1         | 0         | 7         | 0        | 23         | 0         | 0        |
|                            | Birmingham    | 0         | 0         | 0.00        | 1         | 1         | 0        | 0        | 0        | 5.0          | 1          | 1          | 0          | 0         | 0         | 1         | 0        | 1          | 0         | 0        |
| 2015                       | Birmingham    | 5         | 5         | 2.97        | 23        | 23        | 1        | 1        | 0        | 112.0        | 89         | 49         | 37         | 3         | 1         | 48        | 0        | 108        | 4         | 1        |
|                            | CHICAGO (AL)  | 0         | 2         | 4.80        | 7         | 2         | 0        | 0        | 0        | 15.0         | 14         | 8          | 8          | 1         | 0         | 9         | 1        | 20         | 0         | 0        |
| 2016                       | Tulsa         | 0         | 0         | 1.93        | 3         | 1         | 0        | 0        | 0        | 4.2          | 2          | 1          | 1          | 1         | 0         | 1         | 0        | 7          | 0         | 0        |
|                            | Oklahoma City | 0         | 0         | 2.38        | 4         | 3         | 0        | 0        | 0        | 11.1         | 12         | 3          | 3          | 0         | 0         | 2         | 0        | 15         | 0         | 0        |
| 2017                       | OAKLAND       | 1         | 1         | 7.03        | 23        | 0         | 0        | 0        | 0        | 32.0         | 39         | 25         | 25         | 10        | 3         | 20        | 0        | 36         | 1         | 0        |
|                            | Nashville     | 0         | 2         | 5.22        | 9         | 8         | 0        | 0        | 0        | 29.1         | 25         | 17         | 17         | 4         | 0         | 7         | 0        | 37         | 1         | 0        |
| 2018                       | Nashville     | 4         | 5         | 4.65        | 15        | 15        | 1        | 0        | 0        | 71.2         | 69         | 40         | 37         | 7         | 2         | 26        | 0        | 61         | 4         | 0        |
|                            | OAKLAND       | 5         | 4         | 3.88        | 13        | 11        | 0        | 0        | 0        | 65.0         | 74         | 34         | 28         | 5         | 2         | 21        | 0        | 43         | 5         | 0        |
| 2019                       | OAKLAND       | 9         | 2         | 2.63        | 16        | 16        | 0        | 0        | 0        | 96.0         | 84         | 35         | 28         | 8         | 4         | 23        | 1        | 103        | 5         | 0        |
| 2020                       | OAKLAND       | 3         | 5         | 5.60        | 11        | 11        | 0        | 0        | 0        | 53.0         | 57         | 35         | 33         | 10        | 1         | 23        | 0        | 60         | 2         | 0        |
| <b>Major League Totals</b> |               | <b>18</b> | <b>14</b> | <b>4.21</b> | <b>70</b> | <b>40</b> | <b>0</b> | <b>0</b> | <b>0</b> | <b>261.0</b> | <b>268</b> | <b>137</b> | <b>122</b> | <b>34</b> | <b>10</b> | <b>96</b> | <b>2</b> | <b>262</b> | <b>13</b> | <b>0</b> |

## CAREER TRANSACTIONS

**2009** — Signed by the Boston Red Sox as a non-drafted international free agent, December 14. **2013** — Traded to the Chicago White Sox as part of a three-team deal in which Chicago acquired outfielder Avisail Garcia from Detroit and pitcher J.B. Wendelken and infielder Cleuluis Rondon from Boston; Boston acquired pitcher Jake Peavy from Chicago and Brayan Villarreal from Detroit and Detroit acquired infielder José Iglesias from Boston, July 30. **2015** — Traded to the Los Angeles Dodgers with infielder Micah Johnson and outfielder Trayce Thompson in a three-team trade in which the Dodgers sent infielders Brandon Dixon and Jose Peraza and outfielder Scot Schebler to Cincinnati and the Reds sent infielder Todd Frazier to Chicago, December 6. **2016** — On the disabled list, February 20 to June 11; included rehabilitation assignment to Tulsa, May 22 to 29, and Oklahoma City, May 30 to June 11. Traded to the Oakland Athletics with minor league pitchers Jharel Cotton and Grant Holmes for pitcher Rich Hill and outfielder Josh Reddick, August 1. **2019** — On the restricted list, June 21 to September 24. **2020** — On the paternity list, September 14 to 16.

## WILD CARD RECORD

| Year | Club/Opp.   | W | L | ERA  | G | GS | CG | SHO | SV | IP  | H | R | ER | HR | HB | BB | IBB | SO | WP | BK |
|------|-------------|---|---|------|---|----|----|-----|----|-----|---|---|----|----|----|----|-----|----|----|----|
| 2020 | OAK vs. CWS | 1 | 0 | 4.50 | 1 | 0  | 0  | 0   | 0  | 2.0 | 2 | 1 | 1  | 0  | 0  | 0  | 0   | 2  | 0  | 0  |

## DIVISION SERIES RECORD

| Year | Club/Opp.   | W | L | ERA   | G | GS | CG | SHO | SV | IP  | H | R | ER | HR | HB | BB | IBB | SO | WP | BK |
|------|-------------|---|---|-------|---|----|----|-----|----|-----|---|---|----|----|----|----|-----|----|----|----|
| 2020 | OAK vs. HOU | 0 | 1 | 12.27 | 1 | 1  | 0  | 0   | 0  | 3.2 | 7 | 5 | 5  | 2  | 0  | 1  | 0   | 3  | 0  | 0  |

## MONTAS' CAREER BESTS

**Low Hit Complete Game:** None

**Innings Pitched:** 8.2, May 17, 2019 at Detroit. As reliever: 3.0 (twice), last: May 20, 2017 vs. Boston

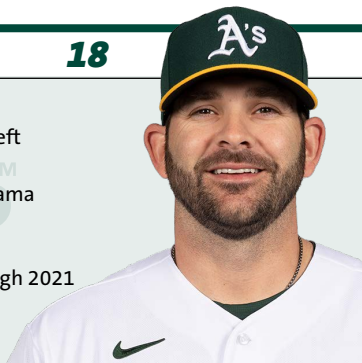
**Strikeouts:** 13, September 27, 2020 vs. Seattle; 10 (twice), June 9, 2019 at Texas; May 17, 2019 at Detroit. As reliever: 5 (twice), last: May 20, 2017 vs. Boston

**Pitches:** 113, September 27, 2020 vs. Seattle. As reliever: 65, September 13, 2015 vs. Minnesota

**Longest Winning Streak:** 5, May 17, 2019 to June 15, 2019

**Longest Losing Streak:** 2 (four times), last: September 13, 2020 to present

**Longest Scoreless Streak:** 15.0, June 1 to 8, 2018

**FIRST BASEMAN/DESIGNATED HITTER****Height/Weight:** 6-3 / 245**Bats/Throws:** Left / Left**Birthdate:** September 6, 1985**Opening Day Age:** 35**Birthplace/Resides:** Amory, Mississippi / Pelham, Alabama**Major League Service:** 10 years, 67 days**Obtained:** Signed as a free agent, February 23, 2021**Contract Status:** First year of a one-year contract through 2021
 [Updated Stats](#)
**CAREER HIGHLIGHTS**

Is a .252 hitter with 176 home runs and 588 RBI in 1179 games in 11 seasons in the majors with Texas (2010-16), Boston (2017-20) and San Diego (2020)...has played in the postseason in eight of his 11 seasons, winning the American League pennant with Texas in 2010 and 2011 and the World Series with Boston in 2018...earned his first career All-Star Game selection in 2018...was the 2016 American League Gold Glove Award winner at first base in 2016 and was a finalist in 2017 and 2018...was originally selected by Texas in the 17th round of the 2007 First-Year Player Draft and spent his first 10 professional seasons in the Rangers organization...signed free agent deals with the Red Sox on Dec. 8, 2016, a two-year deal on Dec. 18, 2017, and Jan. 28, 2020 before signing with the A's on Feb. 23, 2021...played for Surprise in the Arizona Fall League in 2009.

**2020 HIGHLIGHTS**

Began the year with Boston and was batting .328 with eight home runs and 21 RBI in 22 games when he was traded to San Diego Aug. 30...hit .203 with two home runs and eight RBI in 20 games with the Padres and combined for a .265 average, 10 home runs and 29 RBI in 42 games overall...19 of his 36 hits were for extra bases (also had nine doubles) and his .551 slugging percentage was the best of his career as was his .894 OPS...added 15 walks for a .342 on-base percentage, which was his highest since a mark of .364 as a rookie in 2010...his batting average was his highest since 2015 with Texas...did not ground into a double play in 136 at bats...hit .270 (30-for-111) with nine of his 10 home runs, 25 of his 29 RBI and 14 of his 15 walks against right-handed pitchers for a .938 OPS...batted .240 (6-for-25) with a .696 OPS against left-handers...hit .348 with runners on base compared to .179 with the bases empty...had a .324 average with runners in scoring position...batted .342 with five home runs and 11 RBI in 12 games at Fenway Park, .235 with five home runs and 18 RBI in 30 games in all other ballparks...was 11-for-22 (.500) with three doubles, five home runs and 12 RBI when putting the first pitch in play...hit .413 in the eighth inning or later...started 33 games at first base and three at designated hitter...was also 0-for-3 with a walk as a pinch hitter...committed just two errors in 38 games overall at first base for a .998 fielding percentage...started games in every spot in the order from fourth through seventh...batted .324 with seven home runs and 20 RBI in 21 starts from the five spot.

**MAJORS:** Went 5-for-19 (.263) with two home runs, five RBI and no walks over his first six games through Aug. 2...then reached base safely in 15 consecutive games from Aug. 4 to 28, which was the second longest reaching base streak of his career (20, April 24-May 17, 2016)...went 17-for-44 (.386) with three doubles, six home runs, 16 RBI and 11 walks during the streak...had a .518 on-base percentage and .864 slugging percentage...connected for his 13th career two-homer game and drove in a season-high tying three runs in the Red Sox 5-3 win over Toronto on Aug. 9...that gave him six home runs over his first 10 games, which was fourth most in the majors...would homer just four times over his final 32 contests...hit safely in five straight games from Aug. 13 to 20 (8-for-17, .471), which was his longest hitting streak of the season...went 0-for-4 on Aug. 29 against Washington in his final game with Boston...was traded to San Diego on Aug. 30 for minor league infielder Hudson Potts and minor league outfielder Jeisson Rosario...at the time of the trade, he was leading the Red Sox in home runs (8), RBI (21), batting (.328), on-base percentage (.430), slugging percentage (.746) and runs scored (14)...went 2-for-19 (.105) with no extra base hits and no RBI over his first six games with the Padres...was 4-for-12 (.333) with two doubles,

a home run and four RBI over his next three games but then had a 4-for-31 (.129) stretch from Sept. 11 to 25...had his lone two-double game of the season Sept. 20 at Seattle...finished the regular season with back-to-back multiple hit games...then went 4-for-8 (.500) with a double and four RBI in four postseason contests...started Games 2 and 3 of the NLWCS against St. Louis and Game 3 of the NLDS against Los Angeles, all at designated hitter...had a pinch hit RBI double in the ninth inning in Game 2 of the NLDS, driving in the final run of the Padres 6-5 loss.

## CAREER

**2019**—Hit .252 with 19 home runs, 58 RBI and an .835 OPS in 91 games...missed 49 games due to a pair of stints on the injured list...earned the BoSox Club's Man of the Year Award for contributions to the success of the Red Sox and for cooperation and efforts in community endeavors...led the Red Sox with 15.68 at bats per home run and 5.14 at bats per RBI...six of his 19 home runs either tied the game or gave the Sox a lead in the 7th inning or later (three in the ninth inning or later)...hit a pinch-hit, three-run home run with one out in the ninth inning on March 29 at Seattle, the Red Sox' 1st win of the season...turned a 6-4 deficit into a 7-6 lead...prior to Moreland, the last Red Sox to hit a pinch-hit, go-ahead home run in the ninth inning or later was Mike Carp on Sept. 11, 2013 at Tampa Bay (10th)...homered in four consecutive games with an at bat from April 5-11, the longest streak of his career and longest by a Red Sox player in 2019...hit 12 home runs in the Sox' first 40 games (through May 11)...at that time, was one of only 11 players with 12 or more home runs...was placed on the 10-day injured May 29, retroactive to May 26, with a low back strain...was leading the Red Sox in home runs (13) an RBI (34) at the time...was reinstated June 7 but returned to the IL June 8 with a right quad strain...appeared in four rehab games with Triple-A Pawtucket and was reinstated from the IL on July 23...in his final 35 games beginning on Aug. 9, he hit .297 with an .892 OPS...hit four home runs in a five-game span from Sept. 20-25...on Sept. 20 at Tampa Bay, gave the Sox a 2-0 lead with a two-run home run in the 7th inning, then tied the game at 4-4 in the ninth with another two-run home run...the next day against the Rays, broke a 3-3 tie with a solo home run in the 11th inning of an eventual 5-4 loss.

**2018**—In his second season with Boston, appeared in 124 games and hit .245 with 15 home runs and 68 RBI...named an All-Star for the first time in his career (elected via the player ballot)...was rated the American League's best defensive first baseman in the annual *Baseball America* Best Tools survey, which polls managers, scouts, and executives...named a finalist for a Rawlings Gold Glove Award...made only two errors in 809 total chances...hit four triples, all in a span of 26 games from May 26 to June 23, after he hit 3 in his first 957 career games...batted .246 with 13 of his 15 home runs against right-handed pitchers, .242 against left-handers...went 6-for-11 (.545) with the bases loaded...hit .301 with a .917 OPS and nine home runs in 42 games batting cleanup...batted .342 with a 1.102 OPS over a 32-game stretch from April 11-May 29...homered in 6 of 13 games from April 18-May 9, including three straight from April 30-May 5...hit a grand slam in the Sox' 7-3 win at Oakland on April 20, his fourth consecutive game homering at Oakland Coliseum...had three hits, including a home run, in back-to-back games for the first time in his career on April 30 and May 1 against Kansas City...went 2-for-3 and played five innings at first base in the 89th All-Star Game on July 17 at Nationals Park, helping the AL earn an 8-6 win in 10 innings...entered in the sixth inning as a defensive replacement for José Abreu...singled off Josh Hader in the eighth inning and Ross Stripling in the 10th...delivered a walk-off RBI single on Sept 9 vs. Houston...appeared in 11 postseason games and started three of them, posting a .294/.368/.529/.898 batting line...reached base in four of his seven plate appearances as a pinch hitter, going 2-for-5 with a walk, hit by pitch, home run and five and 5 RBI...in Game 4 of the World Series at Los Angeles, hit a pinch-hit, two-out, three-run home run in the seventh inning, cutting the Sox' deficit from 4-0 to 4-3...Boston came back to win, marking their largest comeback victory in World Series history.

**2017**—In his first season with the Red Sox, hit .246 with 22 home runs, 79 RBI, and 73 runs scored...set career highs in games (149), at-bats (508), runs (73), doubles (34), and walks (57)...named a finalist for a Rawlings Gold Glove Award at first base...according to FanGraphs, his 10 defensive runs saved were tied for the most among American League first basemen...set a Boston franchise record and tied the AL record for consecutive games with a double (7) from April 7-13...led the majors with 12 doubles in April...the only other Red Sox player in the last 100 years with as many as 12 doubles before May 1 is Mike Napoli (13 in 2013)...from May 18-21 at Oak-

land, homered in three consecutive games for the first time in his career...recorded an RBI in six straight games from May 18-25...had a season-best 10-game hitting streak from June 4-16...was hit by a pitch in the first inning on June 13 vs. Philadelphia, fracturing his left big toe...remained in the game and went 2-for-5, homering in the third inning...recorded his first walk-off home run as a member of the Red Sox (3rd of his career) on Aug. 4 vs. Chicago (AL) breaking a 2-2 tie...in the 11th inning with a two-out, two-strike solo shot...each of his seven hits from July 30 to Aug. 5 was an extra base hit (five doubles, two home runs)...homered on Aug. 23 at Cleveland and added his lone multi-homer game of the season the following day, also at Cleveland...in the Sox' 16-3 loss to Baltimore on Aug. 25, started at first base before pitching a scoreless ninth inning (2 h, 1 so)...became the first position player to pitch for the Red Sox since Ryan LaMarre (July 2, 2016 vs. Los Angeles-AL) and the first to record a strikeout since Jonathan Van Every (May 8, 2010 vs. New York-AL)...on Aug. 30 at Toronto, broke a 1-1 tie with a two-run, pinch-hit home run in the seventh inning and added a two-run single in the eighth...appeared in all four ALDS games vs. Houston, leading the Sox in runs scored (4) and doubles (tied, 2).

**2016**—Won the American League Rawlings Gold Glove Award at first base...batted .233 with 22 home run and 60 RBI in 147 games...led the AL with a .998 fielding percentage (two errors in 1103 total chances) in 139 games at first base, the highest mark in club history (min. 100 games at first)...did not commit an error in his final 52 games of the season...hit 14 of his 22 home runs during a 52-game span from June 8 to Aug. 13, batting .316 with a .645 slugging percentage over that stretch...led the majors with a .750 slugging percentage in July...named AL Player of the Week for July 25-31 after going 10-for-22 (.455) with five home runs and nine RBI...appeared in all three ALDS games against Toronto, going 2-for-8 with two doubles and two RBI...started Games 1 and 3.

**2015**—Matched his career high with 23 home runs and established career bests in average (.278), hits (131) and RBI (85) in 132 games...ranked among the team leaders in home runs (t-1st), RBI (2nd) and OPS (3rd, .812)...set a franchise record with 90 consecutive errorless games at first base from May 26 to Sept. 25...placed on the disabled list on April 29 (retro to April 28) and had surgery that day to remove bone chips from his left elbow...the procedure was performed by Rangers Team Physician Dr. Keith Meister...was reinstated on May 13...named Rangers Player of the Month for June after batting .323 with nine home runs and 25 RBI...each of his five hits from June 27-30 was a home run...hit two home runs on June 29 at Baltimore and again on June 30 at Baltimore, becoming the eighth player in Rangers history to record multiple home runs in consecutive games...also hit two home runs on July 11 vs. San Diego...went 0-for-13 in the ALDS against Toronto...endured a stomach illness on the eve of the series.

**2014**—Missed the majority of season following ankle surgery in June...hit .246 in 52 games...on May 6 at Colorado, became the sixth position player in Texas history to pitch in a game, working a perfect eighth inning...also had a pinch-hit single in that game, becoming the first position player to record a pinch hit and then pitch in the same game since San Francisco's Greg Litton on July 4, 1991 against Houston (source: Elias)...was placed on the 15-day disabled list on June 8 with Os Trigonum Syndrome in his left ankle...underwent season-ending reconstructive surgery on June 23, performed by Dr. Robert Anderson in Charlotte, North Carolina...was transferred to 60-day DL on July 24.

**2013**—Hit .232 with 24 doubles, 23 home runs and 60 RBI in 147 games with Texas...did not commit an error in 67 consecutive games at first base from July 9 to Sept. 25, totaling 471 chances in that span...hit six home runs in a nine-game span from May 5-14...was on the disabled list with a right hamstring strain from June 6-20...hit five home runs in an 11-game span from Aug. 23-Sept. 3.

**2012**—Batted .275 and slugged .468 with 15 home runs and 50 RBI in his second Major League season...missed 31 games while on the disabled list from June 20-July 29 with a strained left hamstring...struck out as a pinch-hitter in his lone plate appearance in the Rangers' Wild Card Game loss to Baltimore.

**2011**—In his first full Major League season, made 89 starts at first base, 27 in right field and seven at designated hitter...6 of his 16 home runs were game-winners, including an 11th-inning, walk-off blast on June 21 vs. Houston...hit eight home runs to lead off an inning...tied an American League record for first basemen by participating in six double plays on April 15 at New York (AL)...appeared in nine postseason games with Texas going 7-1 in his eight starts...started Games 4 and 5 of the World Series and appeared as a defensive replacement in Game 6...his solo home run in Game 5 marked his second career World Series homer batting ninth, making him just the fourth player ever to hit two home runs from that spot in the Fall Classic...underwent arthroscopic surgery to remove the pisiform bone from his right wrist on Dec. 1...the procedure was performed by Dr. Tom Graham in Cleveland, Ohio.

**2010**—Made his Major League debut, starting 41 of Texas' final 61 games after a July 29 recall from Triple-A Oklahoma City...made 37 starts at first base and four in right field...from the time of his recall through the end of the season, led Texas in home runs (tied, 9) and walks (25)...went 2-for-4 in his debut on July 29 vs. Oakland...singled off Vin Mazzaro in his first plate appearance...hit safely in his first five games...hit his first home run on Aug. 13 vs. Boston off Josh Beckett...hit two home runs on Sept. 26 at Oakland and again on Oct. 1 vs. Los Angeles (AL)...over his last 45 Triple-A games, batted .345 with nine home runs and 40 RBI...started 13 of the Rangers' 16 postseason games and appeared in 15...led Texas regulars in average (.348) and on-base percentage (.400)...hit safely in 13 of his final 14 games and was the only Ranger with a hit in all five World Series games vs. San Francisco...hit a three-run home run off Jonathan Sanchez in Game 3, becoming the first left-handed batter in ML history to homer off a left-handed pitcher in the World Series after never previously homering off a lefty in a regular season or postseason game.

**2009**—Named Texas' Tom Grieve Minor League Player of the Year after batting .331 with 16 home runs and 85 RBI in 116 games between High-A Bakersfield and Double-A Frisco...led Rangers minor leaguers in batting...named the organization's Player of the Month for May...promoted to Frisco on May 26...at that time, led the California League in doubles (19)...placed on the disabled list on Aug. 14 with a fracture in his right foot and missed the remainder of the season...following the season, hit .300 with three home runs in 18 games for Surprise in the Arizona Fall League.

**2008**—Spent the entire season with Single-A Clinton...named a Midwest League Midseason and Postseason All-Star...led the league in batting (.324), RBI (99), slugging (.536) and extra base hits (59)...finished second in league MVP voting to Ben Revere...was the starting right fielder for the West Division in the Midwest League All-Star Game...named MWL Player of the Week for Aug. 11-17.

**2007**—Spent entire season with Short-A Spokane and hit .259 with two home runs and 15 RBI in 27 games in his professional debut.

## **PERSONAL/MISCELLANEOUS**

Mitchell Austin Moreland was originally signed by Rangers scout Art Gardner...is married, Susannah, and has three children, Crue, Ledger and Swayze...played three seasons (2005-07) at Mississippi State, where he hit .332 (144-for-434) with 91 RBI in 129 games...also went 5-0 with two saves and a 3.31 ERA in 25 pitching appearances...struck out 45 in 32.2 innings...graduated in 2004 from Amory (MS) High School, where he went 25-2 in three varsity seasons...posted a 0.53 ERA and averaged 18.3 strikeouts per nine innings as a senior...earned the BoSox Club's 2019 Man of the Year Award for contributions to the success of the Red Sox and for cooperation and efforts in community endeavors.



## LIFETIME PLAYING RECORD

| Year                       | Club          | AVG.        | G           | AB          | R          | H          | 2B         | 3B       | HR         | RBI        | SH       | SF        | HP        | BB         | SO         | SB        | CS       | OBP         | SLG         | E         |
|----------------------------|---------------|-------------|-------------|-------------|------------|------------|------------|----------|------------|------------|----------|-----------|-----------|------------|------------|-----------|----------|-------------|-------------|-----------|
| 2007                       | Spokane       | .259        | 27          | 108         | 10         | 28         | 7          | 1        | 2          | 15         | 1        | 1         | 0         | 8          | 25         | 1         | 0        | .308        | .398        | 2         |
| 2008                       | Clinton       | .324        | 122         | 466         | 64         | 151        | 37         | 4        | 18         | 99         | 0        | 5         | 2         | 60         | 67         | 2         | 4        | .400        | .536        | 10        |
| 2009                       | Bakersfield   | .341        | 43          | 170         | 34         | 58         | 19         | 0        | 8          | 26         | 0        | 2         | 4         | 21         | 26         | 1         | 0        | .421        | .594        | 2         |
|                            | Frisco        | .326        | 73          | 301         | 51         | 98         | 19         | 3        | 8          | 59         | 0        | 2         | 1         | 23         | 42         | 1         | 1        | .373        | .488        | 2         |
| 2010                       | Oklahoma City | .289        | 95          | 353         | 52         | 102        | 29         | 2        | 12         | 65         | 2        | 7         | 3         | 47         | 63         | 2         | 1        | .371        | .484        | 3         |
|                            | TEXAS         | .255        | 47          | 145         | 20         | 37         | 4          | 0        | 9          | 25         | 0        | 2         | 1         | 25         | 36         | 3         | 1        | .364        | .469        | 3         |
| 2011                       | TEXAS         | .259        | 134         | 464         | 60         | 120        | 22         | 1        | 16         | 51         | 2        | 3         | 4         | 39         | 92         | 2         | 2        | .320        | .414        | 5         |
| 2012                       | TEXAS         | .275        | 114         | 327         | 41         | 90         | 18         | 0        | 15         | 50         | 2        | 4         | 1         | 23         | 71         | 1         | 1        | .321        | .468        | 3         |
|                            | Round Rock    | .167        | 2           | 6           | 0          | 1          | 0          | 0        | 0          | 0          | 0        | 0         | 0         | 0          | 2          | 0         | 0        | .167        | .167        | 0         |
|                            | Frisco        | .308        | 3           | 13          | 4          | 4          | 2          | 0        | 0          | 1          | 0        | 0         | 1         | 0          | 2          | 0         | 0        | .357        | .462        | 0         |
| 2013                       | TEXAS         | .232        | 147         | 462         | 60         | 107        | 24         | 1        | 23         | 60         | 0        | 8         | 3         | 45         | 117        | 0         | 0        | .299        | .437        | 5         |
|                            | Frisco        | .500        | 3           | 12          | 3          | 6          | 3          | 0        | 1          | 3          | 0        | 0         | 0         | 1          | 0          | 0         | 0        | .500        | 1.000       | 0         |
| 2014                       | TEXAS         | .246        | 52          | 167         | 18         | 41         | 9          | 1        | 2          | 23         | 2        | 2         | 1         | 12         | 43         | 0         | 0        | .297        | .347        | 3         |
| 2015                       | TEXAS         | .278        | 132         | 471         | 51         | 131        | 27         | 0        | 23         | 85         | 0        | 5         | 7         | 32         | 112        | 1         | 0        | .330        | .482        | 4         |
|                            | Round Rock    | .000        | 4           | 11          | 2          | 0          | 0          | 0        | 0          | 0          | 0        | 0         | 0         | 6          | 1          | 0         | 0        | .353        | .000        | 0         |
| 2016                       | TEXAS         | .233        | 147         | 460         | 49         | 107        | 21         | 0        | 22         | 60         | 0        | 0         | 8         | 35         | 118        | 1         | 0        | .298        | .422        | 2         |
| 2017                       | BOSTON        | .246        | 149         | 508         | 73         | 125        | 34         | 0        | 22         | 79         | 0        | 5         | 6         | 57         | 120        | 0         | 1        | .326        | .443        | 5         |
| 2018                       | BOSTON        | .245        | 124         | 404         | 57         | 99         | 23         | 4        | 15         | 68         | 0        | 5         | 0         | 50         | 102        | 2         | 0        | .325        | .433        | 2         |
| 2019                       | BOSTON        | .252        | 91          | 298         | 48         | 75         | 17         | 1        | 19         | 58         | 0        | 2         | 1         | 34         | 74         | 1         | 0        | .328        | .507        | 3         |
|                            | Pawtucket     | .000        | 4           | 13          | 0          | 0          | 0          | 0        | 0          | 0          | 0        | 0         | 0         | 1          | 4          | 0         | 0        | .071        | .000        | 0         |
| 2020                       | BOSTON        | .328        | 22          | 67          | 14         | 22         | 4          | 0        | 8          | 21         | 0        | 0         | 1         | 11         | 18         | 0         | 0        | .430        | .746        | 1         |
|                            | SAN DIEGO     | .203        | 20          | 69          | 8          | 14         | 5          | 0        | 2          | 8          | 0        | 0         | 0         | 4          | 14         | 0         | 0        | .247        | .362        | 1         |
| <b>Major League Totals</b> |               | <b>.252</b> | <b>1179</b> | <b>3842</b> | <b>499</b> | <b>968</b> | <b>208</b> | <b>8</b> | <b>176</b> | <b>588</b> | <b>6</b> | <b>36</b> | <b>33</b> | <b>367</b> | <b>917</b> | <b>11</b> | <b>5</b> | <b>.320</b> | <b>.448</b> | <b>37</b> |

## LIFETIME PITCHING RECORD

| Year                       | Club    | W        | L        | ERA         | G        | GS       | CG       | SHO      | SV       | IP         | H        | R        | ER       | HR       | HB       | BB       | IBB      | SO       | WP       | BK       |
|----------------------------|---------|----------|----------|-------------|----------|----------|----------|----------|----------|------------|----------|----------|----------|----------|----------|----------|----------|----------|----------|----------|
| 2008                       | Clinton | 0        | 0        | 4.50        | 2        | 0        | 0        | 0        | 0        | 2.0        | 2        | 1        | 1        | 0        | 0        | 1        | 0        | 3        | 0        | 0        |
| 2014                       | TEXAS   | 0        | 0        | 0.00        | 1        | 0        | 0        | 0        | 0        | 1.0        | 0        | 0        | 0        | 0        | 0        | 0        | 0        | 0        | 0        | 0        |
| 2017                       | BOSTON  | 0        | 0        | 0.00        | 1        | 0        | 0        | 0        | 0        | 1.0        | 2        | 0        | 0        | 0        | 0        | 0        | 0        | 1        | 0        | 0        |
| <b>Major League Totals</b> |         | <b>0</b> | <b>0</b> | <b>0.00</b> | <b>2</b> | <b>0</b> | <b>0</b> | <b>0</b> | <b>0</b> | <b>2.0</b> | <b>2</b> | <b>0</b> | <b>0</b> | <b>0</b> | <b>0</b> | <b>0</b> | <b>0</b> | <b>1</b> | <b>0</b> | <b>0</b> |

## CAREER TRANSACTIONS

**2007** — Selected by the Texas Rangers organization in the 17th round of the First-Year Player Draft. **2012** — On the disabled list, June 20 to July 29; included rehabilitation assignments to Round Rock, July 23 to 26, and Frisco, July 27 to 29. **2013** — On the disabled list, June 6 to 20; included rehabilitation assignment to Frisco, June 17 to 20. **2014** — On the disabled list, June 8 to November 2. **2015** — On the disabled list, April 28 to May 21; included rehabilitation assignment to Round Rock, May 9 to 12. **2016** — Elected free agency, November 3; signed by the Boston Red Sox, December 9. **2017** — Elected free agency, November 2; re-signed by the Red Sox, December 18. **2019** — On the injured list, May 26 to June 6. On the injured list, June 8 to July 22; included rehabilitation assignments to Pawtucket, July 11 to 13 and July 19 to 22. Elected free agency, October 31. **2020** — Re-signed by the Red Sox, January 28. Traded to the San Diego Padres for minor league infielder Hudson Potts and minor league outfielder Jeisson Rosario, August 30. Elected free agency, November 1. **2021** — Signed by the Oakland Athletics, February 23.

## WILD CARD RECORD

| Year          | Club/Opp.   | AVG.        | G        | AB       | R        | H        | 2B       | 3B       | HR       | RBI      | SH       | SF       | HP       | BB       | SO       | SB       | CS       | OBP         | SLG         | E        |
|---------------|-------------|-------------|----------|----------|----------|----------|----------|----------|----------|----------|----------|----------|----------|----------|----------|----------|----------|-------------|-------------|----------|
| 2012          | TEX vs. BAL | .000        | 1        | 1        | 0        | 0        | 0        | 0        | 0        | 0        | 0        | 0        | 0        | 1        | 0        | 0        | 0        | .000        | .000        | 0        |
| 2020          | SD vs. STL  | .500        | 2        | 6        | 1        | 3        | 0        | 0        | 0        | 0        | 0        | 0        | 0        | 2        | 0        | 0        | 0        | .500        | .500        | 0        |
| <b>Totals</b> |             | <b>.429</b> | <b>3</b> | <b>7</b> | <b>1</b> | <b>3</b> | <b>0</b> | <b>0</b> | <b>0</b> | <b>0</b> | <b>0</b> | <b>0</b> | <b>0</b> | <b>3</b> | <b>0</b> | <b>0</b> | <b>0</b> | <b>.429</b> | <b>.429</b> | <b>0</b> |

## DIVISION SERIES RECORD

| Year          | Club/Opp.   | AVG.        | G         | AB        | R        | H         | 2B       | 3B       | HR       | RBI      | SH       | SF       | HP       | BB       | SO        | SB       | CS       | OBP         | SLG         | E        |
|---------------|-------------|-------------|-----------|-----------|----------|-----------|----------|----------|----------|----------|----------|----------|----------|----------|-----------|----------|----------|-------------|-------------|----------|
| 2010          | TEX vs. TB  | .200        | 4         | 15        | 1        | 3         | 3        | 0        | 0        | 1        | 0        | 0        | 0        | 3        | 0         | 0        | 0        | .200        | .400        | 0        |
| 2011          | TEX vs. TB  | .100        | 3         | 10        | 1        | 1         | 0        | 0        | 1        | 2        | 0        | 0        | 1        | 1        | 0         | 0        | 0        | .250        | .400        | 0        |
| 2015          | TEX vs. TOR | .000        | 5         | 13        | 0        | 0         | 0        | 0        | 0        | 0        | 0        | 0        | 0        | 2        | 3         | 0        | 0        | .133        | .000        | 1        |
| 2016          | TEX vs. TOR | .250        | 3         | 8         | 1        | 2         | 2        | 0        | 0        | 2        | 0        | 0        | 0        | 1        | 1         | 0        | 0        | .333        | .500        | 0        |
| 2017          | BOS vs. HOU | .385        | 4         | 13        | 4        | 5         | 2        | 0        | 0        | 0        | 0        | 0        | 0        | 2        | 2         | 0        | 0        | .467        | .533        | 0        |
| 2018          | BOS vs. NYY | .333        | 2         | 3         | 1        | 1         | 0        | 0        | 0        | 0        | 0        | 0        | 0        | 1        | 0         | 0        | 0        | .333        | .333        | 0        |
| 2020          | SD vs. LAD  | .500        | 2         | 2         | 1        | 1         | 1        | 0        | 0        | 1        | 0        | 0        | 0        | 0        | 0         | 0        | 0        | .500        | 1.000       | 0        |
| <b>Totals</b> |             | <b>.203</b> | <b>23</b> | <b>64</b> | <b>9</b> | <b>13</b> | <b>8</b> | <b>0</b> | <b>1</b> | <b>7</b> | <b>0</b> | <b>0</b> | <b>1</b> | <b>6</b> | <b>11</b> | <b>0</b> | <b>0</b> | <b>.282</b> | <b>.375</b> | <b>1</b> |

## LEAGUE CHAMPIONSHIP SERIES RECORD

| Year   | Club/Opp.   | AVG. | G  | AB | R | H  | 2B | 3B | HR | RBI | SH | SF | HP | BB | SO | SB | CS | OBP  | SLG  | E |
|--------|-------------|------|----|----|---|----|----|----|----|-----|----|----|----|----|----|----|----|------|------|---|
| 2010   | TEX vs. NYY | .389 | 6  | 18 | 3 | 7  | 0  | 0  | 0  | 3   | 1  | 0  | 0  | 2  | 2  | 0  | 0  | .450 | .389 | 0 |
| 2011   | TEX vs. DET | .111 | 3  | 9  | 0 | 1  | 0  | 0  | 0  | 0   | 0  | 0  | 0  | 1  | 5  | 0  | 0  | .200 | .111 | 1 |
| 2018   | BOS vs. HOU | .500 | 5  | 6  | 1 | 3  | 1  | 0  | 0  | 2   | 0  | 0  | 1  | 1  | 1  | 0  | 0  | .625 | .667 | 0 |
| Totals |             | .333 | 14 | 33 | 4 | 11 | 1  | 0  | 0  | 5   | 1  | 0  | 1  | 4  | 8  | 0  | 0  | .421 | .364 | 1 |

## WORLD SERIES RECORD

| Year   | Club/Opp.   | AVG. | G  | AB | R | H | 2B | 3B | HR | RBI | SH | SF | HP | BB | SO | SB | CS | OBP  | SLG  | E |
|--------|-------------|------|----|----|---|---|----|----|----|-----|----|----|----|----|----|----|----|------|------|---|
| 2010   | TEX vs. SF  | .462 | 5  | 13 | 1 | 6 | 1  | 0  | 1  | 3   | 0  | 0  | 0  | 2  | 4  | 0  | 0  | .533 | .769 | 1 |
| 2011   | TEX vs. STL | .100 | 3  | 10 | 1 | 1 | 0  | 0  | 1  | 1   | 0  | 0  | 0  | 0  | 2  | 0  | 0  | .100 | .400 | 0 |
| 2018   | BOS vs. LAD | .125 | 4  | 8  | 1 | 1 | 0  | 0  | 1  | 3   | 0  | 0  | 0  | 0  | 4  | 0  | 0  | .125 | .500 | 0 |
| Totals |             | .258 | 12 | 31 | 3 | 8 | 1  | 0  | 3  | 7   | 0  | 0  | 0  | 2  | 10 | 0  | 0  | .303 | .581 | 1 |

## ALL-STAR GAME RECORD

| Year | Club/Site | AVG. | G | AB | R | H | 2B | 3B | HR | RBI | SH | SF | HP | BB | SO | SB | CS | OBP  | SLG  | E |
|------|-----------|------|---|----|---|---|----|----|----|-----|----|----|----|----|----|----|----|------|------|---|
| 2018 | A.L./WAS  | .667 | 1 | 3  | 0 | 2 | 0  | 0  | 0  | 0   | 0  | 0  | 0  | 0  | 1  | 0  | 0  | .667 | .667 | 0 |

## MORELAND'S CAREER BESTS

**Hits:** 4 (twice), last: September 25, 2019 at Texas

**Home Runs:** 2 (13 times), August 9, 2020 vs. Toronto; September 20, 2019 at Tampa Bay; August 24, 2017 at Cleveland; July 28, 2016 vs. Kansas City; June 10, 2016 at Seattle; July 11, 2015 vs. San Diego; June 30, 2015 at Baltimore; June 29, 2015 at Baltimore; May 14, 2013 at Oakland; May 17, 2012 vs. Oakland; August 19, 2011 at Chicago (AL); October 1, 2010 vs. Los Angeles (AL); September 26, 2010 at Oakland

**Runs Batted In:** 5 (three times), last: August 22, 2012 vs. Baltimore

**Stolen Bases:** 1 (11 times), last: May 5, 2019 at Chicago (AL)

**Hitting Streak:** 11 (twice), last: June 4 to 16, 2015

**Hitless Streak (At Bats):** 23, July 23 to 29, 2013

**Game Ending RBI:** 6, August 9, 2020 vs. Toronto (home run); September 9, 2018 vs. Houston (single); August 4, 2017 vs. Chicago-AL (home run); July 30, 2016 vs. Kansas City (home run); September 15, 2015 vs. Houston (sacrifice fly); June 21, 2011 vs. Houston (home run)

**Grand Slams:** 3, April 20, 2018 at Oakland (Emilio Pagan); August 27, 2016 vs. Cleveland (Carlo Carrasco); August 22, 2012 vs. Baltimore (Tommy Hunter)

**Pinch-Hit Home Runs:** 4, March 29, 2019 at Seattle (Hunter Strickland); August 30, 2017 at Toronto (Tom Koehler); August 23, 2013 at Chicago-AL (Dylan Axelrod); June 9, 2012 at San Francisco (Ryan Vogelsong)

**Inside-The-Park Home Runs:** None

**Lead Off Home Runs:** None

**CATCHER****Height/Weight:** 6-3 / 228**Bats/Throws:** Right / Right**Birthdate:** October 4, 1994**Opening Day Age:** 26**Birthplace/Resides:** Peekskill, New York / Dayton, Ohio**Major League Service:** 1 year, 29 days**Obtained:** Selected in the 3rd round of the 2016 First-Year Player Draft**Contract Status:** First year of a one-year contract through 2021
 [Updated Stats](#)
**CAREER HIGHLIGHTS**

Made his Major League debut with the A's in 2019 and is a .237 hitter with 11 home runs and 22 RBI in 63 games in two seasons with Oakland...batted .267 with 34 home runs and 129 RBI in 235 games in four seasons in the minors...has appeared exclusively at catcher on defense and has thrown out 8-of-27 (29.6%) attempted base stealers as a major leaguer and 55-of-168 (32.7%) as a minor leaguer...has started all eight of the A's postseason games at catcher over the last two years...was named to the 2018 All-Star Futures Game but did not play due to injury...was named to the Texas League Midseason All-Star team in 2018 and the California League Midseason All-Star team in 2017...played for Mesa in the Arizona Fall League in 2017...was ranked as the A's seventh-best prospect by *Baseball America* following the 2017 season and third-best following 2018 and 2019.

**2020 HIGHLIGHTS**

The rookie catcher started 39 of the A's 60 games behind the plate and batted .233 with seven home runs and 14 RBI in 43 games overall...added 24 walks to fuel a .364 on-base percentage...ranked fourth among Major League rookies in walks, sixth in home runs and on-base percentage, seventh in OPS (.821) and slugging (.457) and tied for eighth in runs (21)...was named as the catcher on the Topps All-Star Rookie Team and the *Baseball Digest* MLB Rookie All-Star Team...tied for fourth in American League Rookie of the Year balloting...tied for second among Major League catchers in walks (24), tied for third in on-base percentage (.367) and tied for fifth home runs (7)...was hitting .203 with two home runs, five RBI and a .654 OPS in 27 games through the end of August...then reached base safely in each of his 16 games in September and batted .277 with five home runs, nine RBI and a 1.062 OPS...hit .235 (8-for-34) against left-handed pitchers, .232 (19-for-82) against right-handers...batted .270 with all seven of his home runs with the bases empty, .189 with runners on...10 of his 11 career home runs have been solo shots...was 1-for-13 (.077) with runners in scoring position and two outs and is 1-for-22 (.045) in his career...started 65.0% of the A's games at catcher, which was the second highest percentage by a rookie catcher in Oakland history...the highest is 67.3% (109-of-162) by A.J. Hinch in 1998...tied for third among Major League catchers in games (43), ranked fifth in innings (339.1), sixth in catcher's ERA (3.79), tied for sixth in games started (39), eighth in putouts (334) and ninth in total chances (350)...tossed out 6-of-21 (28.6%) attempted base stealers, which was the second best percentage among catchers in the West divisions and ninth best in the majors...has tossed out 8-of-27 (29.6%) in his career...committed two errors for a .994 fielding percentage...the A's were 26-13 (.667) when he started at catcher and are 36-16 (.692) when he starts behind the plate in his career...went 0-for-1 in one pinch hitting appearance...made a team-leading 26 starts batting ninth...went 6-for-12 (.500) when putting the first pitch in play...has 11 home runs in 63 career games, which are tied for eighth most in Athletics history by a player over his first 63 games.

**OAKLAND:** Went 0-for-1 with a walk and strikeout on Opening Day, July 24 against Los Angeles (AL)...became the first A's rookie catcher to start an opener since A.J. Hinch in 1998...was hitting .167 with a home run and two RBI over his first 13 games through Aug. 9...then went 7-for-20 (.350) with five walks, three doubles and a home run during a career-high seven-game hitting streak from Aug. 10-19...had his first career three-strikeout game Aug. 23 against Los Angeles (AL)...his second came on Sept. 22 at Los Angeles (NL)...went 0-for-9 over his final three games

in August...then went 1-for-3 on Sept. 4 against San Diego in the A's first game back following a positive Covid-19 test and reached base safely via hit or walk in each of his final 16 regular season games...batted .277 with 13 runs, two doubles, five home runs, nine RBI, 12 walks and a 1.062 OPS during the streak...had his first multiple hit game of the season Sept. 7 against Houston when he was 2-for-3 with a home run and a season-high three RBI...collected all three of his two-hit games over a five-game stretch from Sept. 7-12 when he went 6-for-14 (.429) with six runs, two home runs, six RBI and six walks...had the first three-walk game of his career Sept. 9 against Houston...hit his 10th career home run in the first game of the Sept. 14 doubleheader at Seattle and it came in his 55th game...is the seventh player in Athletics history to reach 10 career home runs in 55 games or fewer (Canseco, Chapman, Held, Gross, McGwire, Olson)...started all seven postseason games and caught all 62 innings...went 5-for-22 (.227) with two home runs and four RBI...hit safely in all three ALWCS games against Chicago (3-for-8, .375)...homed in Game 3 to start the A's comeback from a 3-0 deficit and also homered in Game 1 of the ALDS against Houston...it marked the 12th time an A's player homered in back-to-back games in the postseason, the first since Dave Parker in 1989 (ALCS Games 2 and 3)...is the first rookie catcher to homer in back-to-back postseason games in Major League history...the only other A's rookies to homer in the postseason are Wally Schang (1913 WS G#3), Terrence Long (2000 ALDS G#3) and Mark Ellis (2002 ALDS G#5)...ended up going 2-for-14 (.143) in the ALDS against the Astros...had surgery for a collapsed lung during the offseason.

## CAREER

**2019**—Played in just 41 minor league games due to two stints on the injured list with a strained left knee...was selected by Oakland on Sept. 1 when rosters expanded and hit .245 with four home runs and eight RBI in 20 games...added five doubles for a .556 slugging percentage and nine of his 13 hits (69.2%) were for extra bases...started 13 of the A's 26 games at catcher following his promotion...committed one error in 18 games overall behind the plate for a .994 fielding percentage...tossed out 2-of-6 (33.3%) attempted base stealers...had a 2.76 catchers ERA...hit .400 with all four of his home runs and all eight of his RBI over his first 10 games...went 1-for-23 over his final 10 contests...batted .278 against left-handed pitchers compared to .229 against right-handers...connected for all four of his home runs off righties for a .657 slugging percentage (.389 vs. lefties)...hit .313 with three of his four home runs on the road, .143 in Oakland...had a .188 average with runners in scoring position and was 0-for-9 with RISP and two outs...hit .295 against a pitcher the first time he saw him in a game and was 0-for-9 after that...was 0-for-1 with two walks in three pinch hitting appearances...started seven games batting eighth, four in the nine spot and two hitting seventh...was selected from Triple-A Las Vegas Sept. 1...made his Major League debut Sept. 4 against Los Angeles (AL) in a start at catcher and went 1-for-3 in the A's 4-0 win...hit a solo home run off Jake Jewell in the fifth inning for his first hit and RBI...became the first Athletic to catch a shutout in his ML debut since Jack Lapp in the second game of a Sept. 11, 1908 doubleheader against Washington...is just the fourth ML catcher since 1908 to catch a shutout and homer in his debut (last: Aramis García, SF vs. NYM on Aug. 31, 2018)...became the sixth player in Oakland history to homer in his debut, the first since Franklin Barreto on June 24, 2017 vs. Chicago (AL)...his next appearance came on Sept. 6 in the resumption of the May 19 suspended game at Detroit...although he appears in a game on May 19, his Sept. 4 game remains his ML debut...had 19 total chances Sept. 7 vs. Detroit, which ties the Athletics record for a catcher in a nine-inning game since (Ossee Schreckengost, May 15, 1903 at St. Louis)...his 18 putouts in that game tied the most for a nine-inning game (Bill Bathe, April 19, 1986 at Seattle)...went 11-for-25 (.440) with 10 runs, five doubles, three home runs and seven RBI over a seven-game span from Sept. 7 to 16...had his first career multi-homer game Sept. 10 at Houston, going 3-for-5 with two home runs and four RBI...it came in his sixth career game, matching Mitchell Page for the earliest two-homer game in a career in Oakland history...homed against the next day against the Astros to become the first player in Athletics history with four home runs over the first seven games of his career...tied an Oakland record with three doubles Sept. 13 at Texas (31st time, last: Matt Chapman vs. Seattle, Aug. 13, 2018) and also scored a career-high four runs...that gave him 10 runs over his first eight games, which are the most by an Athletic in his first eight career games since at least 1908...had an extra base hit in five consecutive games from Sept. 10 to 16, giving him nine extra base hits (five doubles, four home runs) in his first 10 career games, which is the most by an Athletic over his first 10 games since at least 1908...had a career-high 0-for-19 streak from Sept. 16 to 26...started at catcher in the Wild Card Game against Tampa Bay

on Oct. 2 and grounded into a double play in his only at bat...following the season, underwent surgery of his left knee on Oct. 10...the surgery was performed by Dr. Thomas Carter at the Gateway Surgical Center in Phoenix, Ariz., and involved a lateral meniscal debridement procedure on Murphy's left knee...was rated as the A's number three prospect by *Baseball America* following the season...combined for a .293 batting average with 11 home runs and 31 RBI in 41 games with Triple-A Las Vegas and both of the A's affiliates in the Arizona Rookie League...added 22 walks for a .384 on-base percentage and slugged .580...hit .324 with 10 of his 11 home runs and 26 of his 31 RBI against right-handed pitchers compared to .205 against left-handers...had a .359 batting average with runners in scoring position with Las Vegas but went 0-for-12 with the A's two AZL teams...batted .388 with six home of his 11 home runs and 17 of his 31 RBI in the seventh inning or later...hit .342 in his home ballparks, .247 on the road...tossed out 6-of-30 (20.0%) attempted base stealers...appeared in 35 games at catcher and went 4-for-26 (.154) in seven games as the designated hitter...saw his most action batting fifth (14) and fourth (12)...went 11-for-22 (.500) with nine home runs and 20 RBI in six games batting seventh...reached base safely in each of his first 15 games through April 24 and batted .397 with a .478 on-base percentage...had a career-high tying four hits April 11 against Sacramento when he went 4-for-5 with a double, triple and four RBI...committed his first error of the season April 16 at Sacramento, snapping a 61-game errorless streak behind the plate dating back to 2018...was batting .324 with a home run and nine RBI in 19 games when he was placed on the seven-day injured list April 30 with a strained left knee...began a rehab assignment with the A's Gold club in the Arizona Rookie League July 13 and also played one game for the A's Green club on July 23...was 8-for-20 (.200) with a home run, seven walks (.407 on-base percentage) and eight runs scored when he was reinstated from the IL July 25...went 8-for-15 (.533) with seven runs, a double, six home runs and 13 RBI in four games before returning to the IL Aug. 1...homered in each of the four games, including the first three-homer game of his career July 26 at El Paso when he drove in a career-high six runs...went 3-for-10 (.300) on a three-game rehab assignment with the AZL A's-Gold from Aug. 15 to 19 and was reinstated from the IL Aug. 21...had his second multi-homer game of the season that day against Reno when he went 2-for-4 with two home runs and a career-high tying six RBI.

**2018**—Spent most of the season at Double-A Midland where he hit .288 with eight home runs and 43 RBI in 68 games...missed seven weeks of the season with a sprained right finger and also had three games at Triple-Nashville and two on a rehab assignment with the A's affiliate in the Arizona Rookie League...combined to hit .285 in 73 games overall...ranked fourth in the A's farm system in slugging (.489) and tied for 10th in doubles (27)...was named an A's Organization All-Star by MiLB.com and a Texas League Midseason All-Star...was also named to the United States Team for the All-Star Future Game but did not play due to his injury...batted .340 against left-handed pitchers compared to .256 against right-handers...batted .413 during the day and .370 in the ninth inning...appeared exclusively at catcher on defense where he tossed out 23-of-67 (34.3%) attempted base stealers...committed three errors for a .995 fielding percentage...saw his most playing time with 56 games batting clean-up...had season highs in hits, doubles and RBI when he went 4-for-5 with three doubles and three RBI April 19 against San Antonio...that gave him a .409 batting average, three home runs and nine RBI over his first 11 games...made his third and final error of the season April 28 at San Antonio...finished the season with a 53-game errorless streak at catcher...batted .345 in 21 games in April, which ranked eighth in the TL...tied for the lead with 12 doubles, ranked second with 19 runs and tied for second with 15 extra base hits...had a season-best seven-game hitting streak from May 12 to 23...went 10-for-28 (.357) with six doubles during the streak...played for the South All-Stars in the Texas League All-Star Game on June 26 at Midland and went 0-for-2 as a defensive replacement at catcher...was placed on the disabled list July 7 with a sprained right finger...began a rehab assignment with the A's affiliate in the Arizona Rookie League on Aug. 23 and went 1-for-5 with a double in two games before he was reinstated Aug. 26...returned to Midland and played in three games before he was moved up to Nashville Aug. 31...played for Toros del Este in the Dominican Winter League following the season and hit .185 with two home runs and 13 RBI in 23 games...was rated as the A's third-best prospect by *Baseball America* entering the 2019 season.

**2017**—Began his first full professional season at Single-A Stockton and was batting .297 with nine home runs and 26 RBI in 45 games when he was promoted to Double-A Midland June 28...hit .209 with four home runs and 22 RBI in 53 games with the RockHounds...batted a combined .250

with 13 home runs and 48 RBI in 98 games...batted .267 against left-handed pitching compared to .244 with 11 of his 13 home runs against right-handers...was named to the California League Midseason All-Star team...appeared in 91 games at catcher and tossed out 15-of-46 (32.6%) attempted base stealers...made five errors for a .994 fielding percentage...had his first two-homer game of the season April 10 against Modesto...was placed on the disabled list April 23 with a sprained left wrist...was reinstated May 17 and hit safely in each of his first 10 games following his return (16-for-41, .390)...connected for his second two-homer game of the season June 4 against Lake Elsinore...had a season-best 12-game hitting streak from June 14-July 1, which also included his first three games with Midland...went 20-for-48 (.417) during the streak...played for the North in the Cal League All-Star Game on June 20 at Visalia and went 0-for-1...was promoted to Midland June 28...had three hits in each of his first two games with the RockHounds on June 29 and 30 against Springfield...went 7-for-35 (.200) with two home runs and two RBI in 10 post-season games as Midland won its fourth straight Texas League Championship...played for the Mesa Solar Sox in the Arizona Fall League following the season and hit .309 with four doubles and nine RBI in 18 games...added 10 walks for a .413 on-base percentage, which ranked seventh in the AFL...struck out just seven times and his ratio of 11.43 plate appearances per strikeout was third best...was named the A's number seven prospect by *Baseball America* following the season.

**2016**—Batted .228 with two home runs and seven RBI in 23 games with the A's affiliate in the Arizona Rookie League and Short Season Single-A Vermont...made 21 of his 23 appearances at catcher and tossed out 11-of-25 (44.0%) attempted base stealers...made his professional debut June 20 against the Angels for the A's Arizona Rookie League team and went 0-for-3...it was his only game in the AZL as he was transferred to Vermont June 22...collected his first professional hit June 25 against Staten Island with a second inning single...walked with the bases loaded in the fourth inning that day for his first RBI...went 4-for-4 with his first professional home run June 30 against Aberdeen...was out from July 19 to Aug. 31 with cellulitis in his left shin...the injury occurred after fouling a ball off his shin July 6.

## PERSONAL/MISCELLANEOUS

Sean Michael Murphy was originally signed by A's scout Rick Sparks...graduated from Centerville High School in Dayton, Ohio...attended Wright State University...was an All-League selection in 2015...earned Horizon League Freshman of the Year honors and was a Louisville Slugger Freshman All-American in 2014.

|                     |               | LIFETIME PLAYING RECORD |     |     |     |     |    |    |    |     |    |    |    |    |     |    |    |      |      |    |  |
|---------------------|---------------|-------------------------|-----|-----|-----|-----|----|----|----|-----|----|----|----|----|-----|----|----|------|------|----|--|
| Year                | Club          | AVG.                    | G   | AB  | R   | H   | 2B | 3B | HR | RBI | SH | SF | HP | BB | SO  | SB | CS | OBP  | SLG  | E  |  |
| 2016                | AZL Athletics | .000                    | 1   | 3   | 1   | 0   | 0  | 0  | 0  | 0   | 0  | 0  | 0  | 0  | 0   | 0  | 0  | .000 | .000 | 0  |  |
|                     | Vermont       | .237                    | 22  | 76  | 10  | 18  | 1  | 0  | 2  | 7   | 0  | 0  | 0  | 9  | 12  | 1  | 0  | .318 | .329 | 3  |  |
| 2017                | Stockton      | .297                    | 45  | 165 | 22  | 49  | 11 | 0  | 9  | 26  | 0  | 1  | 1  | 11 | 33  | 0  | 0  | .343 | .527 | 3  |  |
|                     | Midland       | .209                    | 53  | 191 | 25  | 40  | 7  | 0  | 4  | 22  | 2  | 2  | 1  | 21 | 34  | 0  | 0  | .288 | .309 | 2  |  |
| 2018                | Midland       | .288                    | 68  | 257 | 51  | 74  | 26 | 2  | 8  | 43  | 1  | 2  | 6  | 23 | 47  | 3  | 0  | .358 | .498 | 3  |  |
|                     | AZL Athletics | .200                    | 2   | 5   | 1   | 1   | 0  | 0  | 0  | 0   | 0  | 0  | 0  | 0  | 0   | 1  | 0  | .200 | .400 | 0  |  |
|                     | Nashville     | .250                    | 3   | 8   | 2   | 2   | 0  | 0  | 0  | 0   | 0  | 0  | 1  | 3  | 2   | 0  | 0  | .500 | .250 | 0  |  |
| 2019                | AZL A's Gold  | .214                    | 9   | 28  | 8   | 6   | 2  | 0  | 1  | 1   | 0  | 0  | 0  | 4  | 4   | 0  | 0  | .313 | .393 | 1  |  |
|                     | Las Vegas     | .308                    | 31  | 120 | 25  | 37  | 6  | 1  | 10 | 30  | 0  | 3  | 2  | 15 | 31  | 0  | 1  | .386 | .625 | 3  |  |
|                     | AZL A's Green | .500                    | 1   | 2   | 1   | 1   | 0  | 0  | 0  | 0   | 0  | 0  | 3  | 1  | 0   | 0  | 0  | .800 | .500 | 0  |  |
|                     | OAKLAND       | .245                    | 20  | 53  | 14  | 13  | 5  | 0  | 4  | 8   | 0  | 0  | 1  | 6  | 16  | 0  | 0  | .333 | .566 | 1  |  |
| 2020                | OAKLAND       | .233                    | 43  | 116 | 21  | 27  | 5  | 0  | 7  | 14  | 0  | 0  | 0  | 24 | 37  | 0  | 0  | .364 | .457 | 2  |  |
| Major League Totals |               | .237                    | 63  | 169 | 35  | 40  | 10 | 0  | 11 | 22  | 0  | 0  | 1  | 30 | 53  | 0  | 0  | .355 | .491 | 3  |  |
| Minor League Totals |               | .267                    | 235 | 855 | 146 | 228 | 54 | 3  | 34 | 129 | 3  | 8  | 11 | 89 | 165 | 4  | 1  | .341 | .456 | 15 |  |

## CAREER TRANSACTIONS

**2016** — Selected by the Oakland Athletics organization in the third round of the First-Year Player Draft.

|        |             | WILD CARD RECORD |   |    |   |   |    |    |    |     |    |    |    |    |    |    |    |      |      |   |  |
|--------|-------------|------------------|---|----|---|---|----|----|----|-----|----|----|----|----|----|----|----|------|------|---|--|
| Year   | Club/Opp.   | AVG.             | G | AB | R | H | 2B | 3B | HR | RBI | SH | SF | HP | BB | SO | SB | CS | OBP  | SLG  | E |  |
| 2019   | OAK vs. TB  | .000             | 1 | 1  | 0 | 0 | 0  | 0  | 0  | 0   | 0  | 0  | 0  | 0  | 0  | 0  | 0  | .000 | .000 | 0 |  |
| 2020   | OAK vs. CWS | .375             | 3 | 8  | 3 | 3 | 0  | 0  | 1  | 2   | 0  | 0  | 0  | 2  | 1  | 0  | 0  | .500 | .750 | 0 |  |
| Totals |             | .333             | 4 | 9  | 3 | 3 | 0  | 0  | 1  | 2   | 0  | 0  | 0  | 2  | 1  | 0  | 0  | .455 | .667 | 0 |  |

## DIVISION SERIES RECORD

| Year | Club/Opp.   | AVG. | G | AB | R | H | 2B | 3B | HR | RBI | SH | SF | HP | BB | SO | SB | CS | OBP  | SLG  | E |
|------|-------------|------|---|----|---|---|----|----|----|-----|----|----|----|----|----|----|----|------|------|---|
| 2020 | OAK vs. HOU | .143 | 4 | 14 | 1 | 2 | 0  | 0  | 1  | 2   | 0  | 1  | 0  | 0  | 3  | 0  | 0  | .133 | .357 | 1 |

## MURPHY'S CAREER BESTS

**Hits:** 3 (twice), last: September 13, 2019 at Texas

**Home Runs:** 2, September 10, 2019 at Houston

**Runs Batted In:** 4, September 10, 2019 at Houston

**Stolen Bases:** None

**Hitting Streak:** 7, August 10 to 19, 2020

**Hitless Streak (At Bats):** 19, September 16 to 26, 2019

**Game Ending RBI:** None

**Grand Slams:** None

**Pinch-Hit Home Runs:** None

**Inside-The-Park Home Runs:** None

**Lead Off Home Runs:** None

## ATHLETICS BIGGEST COMEBACK

On July 20, 2009, the A's set an Oakland record by overcoming a 10-run deficit to win. Trailing Minnesota 12-2 entering the bottom of the third inning, the A's scored three times in the third, twice in the fourth and seven times in the seventh to win 14-13. The all-time Athletics record is also the Major League record, set by the Philadelphia A's on June 15, 1925 against Cleveland. The A's trailed by 12 runs in that game and scored 13 times in the bottom of the eighth to win 17-15.





**FIRST BASEMAN**

**Height/Weight:** 6-5 / 225

**Bats/Throws:** Left / Right

**Birthdate:** March 29, 1994

**Opening Day Age:** 27

**Birthplace/Resides:** Atlanta, Georgia / Atlanta, Georgia

**Major League Service:** 3 years, 103 days

**Obtained:** Selected as a compensation pick following the 1st round of the 2012 First-Year Player Draft

**Contract Status:** First year of a one-year contract through 2021

[@mattolson21](#) [Updated Stats](#)

**CAREER HIGHLIGHTS**

Is a .245 career hitter with 103 home runs and 262 RBI in 419 games over five seasons in the majors...his home runs match the most in Athletics history by a player over his first 419 games and are tied for 11th most in Major League history...has 396 career games at first base, which is fifth most in Oakland history...is a two-time American League Gold Glove Award winner at first base (2018-19)...played in all 162 games in 2018...has started all nine A's postseason games over the last three years at first base and is 4-for-28 (.143) with two home runs and three RBI...was named the A's Organization Hitter of the Year in 2017...named to the 2015 All-Star Futures Game...was a *Baseball America* Minor League All-Star in 2014 after leading the minors in walks (117) and ranking third in home runs (37)...played for Mesa in the Arizona Fall League in 2014...was rated as the A's No. 6 prospect by *Baseball America* prior to the 2016 season, No. 3 prior to 2015 and No. 10 prior to 2013.

**MOST HOME RUNS, FIRST 419 CAREER GAMES**

- 130 Ryan Howard
- 119 Aaron Judge
- 115 Gary Sanchez
- 111 Joey Gallo
- 110 Chuck Klein
- 109 Ralph Kiner
- 108 Bob Horner
- 106 Joe DiMaggio
- 106 Cody Bellinger
- 104 Eddie Mathews
- 103 Matt Olson
- 103 Mark McGwire

**2020 HIGHLIGHTS**

Was the only Athletic to appear in all 60 games and batted .195 with 14 home runs and 42 RBI...had the sixth lowest batting average in the majors but tied for 10th in RBI...seven of his 14 home runs put the A's ahead and he tied for second in the majors in go-ahead home runs...tied for the lead in game-winning RBI (8) and tied for fourth in go-ahead RBI (11)...among players in the West divisions, he tied for fourth in RBI, tied for fifth in walks (34) and tied for ninth in home runs...had the third most strikeouts (77)...led the A's in home runs, RBI, total bases (89) and strikeouts...is the first qualifier in Oakland history and the third in Athletics history to bat under .200 in a season...the other two are Monte Cross in 1904 (.189) and Joe Dugan in 1918 (.195)...his average of 3.18 plate appearances per strikeout was third lowest in Athletics history (Jack Cust, 3.04 in 2008 and 3.09 in 2007)...had the first triple of his career...batted .208 (11-for-53) against left-handed pitchers, .191 (30-for-157) against right-handers...hit .231 with nine home runs, 29 RBI and an .880 OPS in 32 games at home, .157 with five home runs, 13 RBI and a .576 OPS in 28 games on the road...hit nine of his 14 home runs with runners on base, which tied for fourth in the majors...had seven plate appearances with the bases loaded and had two grand slams, two walks and three strikeouts...was 2-for-5 (.400) with 10 RBI...tied for the most grand slams in the majors and tied for third in walks with the bases loaded...ranked third among Major League first basemen in home runs (14) and walks (34) and fourth in RBI (42)...has 100 home runs as a first baseman over the last four years, which is second most in the majors to Paul Goldschmidt (106)...batted .222 with 11 home runs and 35 RBI over innings 1-6, .123 with three home runs and seven RBI from the seventh inning on...hit .162 against American League West teams, .265 against the National League West...has a .217 career batting average against divisional foes, .275 against all other teams...batted .115 with two strikes...started 59 games at first base and committed just one error in 60 games overall at first for a .998 fielding percentage...the fielding percentage rounded to four decimal places was .9977, which was second highest in Athletics history to Vic Power of the 1957 Kansas City A's (.9981)...his average of 0.865 assists per nine innings was second highest in Oakland history to Dave Revering in 1978 (0.872)...ranked second among ML first basemen in assists (48) and innings (499.1), tied for third in defensive runs saved

(5), fourth in fielding percentage and sixth in total chances (442) and putouts (393)...was one of two first basemen to play in 60 games (Santana, CLE)...won the Fielding Bible Award for best defensive first baseman in the majors for the third consecutive season...made a team-leading 27 starts batting clean-up...also batted fifth 18 times, third 13 times and sixth once...went 5-for-50 (.100) with a double and four home runs from the three spot.

**OAKLAND:** Hit a walk-off grand slam in the bottom of the 10th inning on Opening Day, July 24 against Los Angeles (AL)...it was the third Opening Day walk-off grand slam in Major League history along with Jim Presley (Seattle, 1986) and Sixto Lezcano (Milwaukee, 1980)...it was the first Opening Day walk-off home run in Oakland history and the third Opening Day grand slam (Eric Fox, 1993; Terry Steinbach, 1994)...it was his fourth career game-ending RBI, his third walk-off home run and his second grand slam...it was the eighth walk-off grand slam in Oakland history, the first since Khris Davis on May 17, 2016...it came in his third consecutive Opening Day start at first base...joins Mark McGwire (8, 1988-95) as the only first basemen in Oakland history with more than two straight Opening Day starts...is 3-for-12 (.250) with two home runs, five RBI and two walk in his three openers...is the 10th player in Oakland history with two or more Opening Day home runs and his five RBI are tied for seventh most in Oakland history...walked a career-high tying three times Aug. 3 at Seattle (also Sept. 4 vs. San Diego)...was batting .139 with a home run, six RBI and 11 walks over his first 11 games through Aug. 4...then homered in back-to-back games on Aug. 5 and 6 against Texas, including his eighth career multi-homer game on the 5th...that began an 11-game stretch where he hit .222 with seven home runs and 10 RBI in 11 games...went 0-for-5 with a walk and four strikeouts Aug. 7 against Houston...it was the first four-strikeout game of his career...his second came on Sept. 13 at Texas...homered in three straight games Aug. 12-15...had three hits Aug. 16 at San Francisco, all singles...each of his previous seven hits dating back to Aug. 5 were home runs...that is the second time in Oakland history a player has had seven straight hits with each being a home run...the other time was also by Olson (Sept. 13-22, 2017)...also scored a career-high tying three runs in that game against the Giants and it was his first of two three-hit games (also Sept. 5 against San Diego)...was 6-for-44 (.136) with two home runs, six RBI and eight walks over a 13-game span from Aug. 17 to Sept. 4...batted .168 in 27 games in August but walked 16 times and hit nine home runs, which tied for sixth most in the majors...had his first career triple Sept. 5 against San Diego...his streak of 388 consecutive games without a triple was seventh longest in Athletics history and the second longest career-opening streak to Ramon Hernandez (503)...hit .333 with three home runs and 16 RBI in 10 games from Sept. 5-12...belted his 100th career home run in the second game of the Sept. 8 doubleheader against Houston, a three-run shot off De Jong in the third inning...it came in his 399th game and he became the 11th player in Major League history to hit 100 home runs before his 400th career game (Joe DiMaggio, Joey Gallo, Bob Horner, Ryan Howard, Aaron Judge, Ralph Kiner, Chuck Klein, Eddie Mathews, Mark McGwire, Gary Sanchez)...is the second Athletic (McGwire did it in 393 games)...became the 19th player in Oakland history and the 28th in Athletics history with 100 career home runs...had a season-best six-game hitting streak from Sept. 8-12...went 7-for-21 (.333) with three home runs and 12 RBI during the streak...hit his second grand slam of the season and the third of his career on Sept. 11 at Texas...added an RBI single in the second inning for a career-high tying five RBI (third time, last: June 28, 2019 at Los Angeles-AL)...snapped a 0-for-18 streak with a double in the sixth inning Sept. 16 at Colorado...the hitless streak matched his career high (May 29-June 5, 2019)...stole his first base of the season Sept. 19 against San Francisco, which was his first steal since April 24, 2018 at Texas...committed his only error of the season Sept. 22 at Los Angeles (NL), which snapped a 64-game errorless streak dating back to Sept. 16, 2019...that was the eighth longest errorless streak by a first baseman in Oakland history...batted .233 with four home runs and 20 RBI in 26 games in September...the RBI tied for sixth most in the majors...also struck out 36 times, which tied for second most in Oakland history in September (41, Cust in 2007)...now has 31 home runs and 84 RBI in 99 games in September over the last four years...the home runs and RBI are the most in the majors over that span...started all seven games at first base for the A's during the postseason and went 3-for-23 (.130) with two home runs, three RBI and five walks...went 0-for-9 in three games against Chicago in the ALWCS and 3-for-14 (.214) with both of his home runs in the ALDS against Houston.

## CAREER

**2019**—Missed 34 games while on the injured list early in the season but still hit 36 home runs and drove in 91 runs while batting .267 in 127 games...had career highs in home runs, RBI and batting average and matched his high in extra base hits (62)...also won his second consecutive Rawlings Gold Glove for American League first basemen...tied for seventh in the AL in home runs...was hit by a pitch 12 times, which tied for seventh in the AL and tied for ninth in Oakland history...ranked fifth in the AL in go-ahead RBI (26) and tied for eighth in go-ahead home runs (14)...among first basemen, his 36 home runs led the AL, ranked third in the majors and was seventh in Oakland history...joins Mark McGwire (eight times) and Jason Giambi (twice) as the only first basemen in Oakland history with 30 or more home runs...ranked second among AL first basemen in RBI (91)...the A's compiled a 15-19 (.442) record while he was on the 10-day IL from March 27 to May 6 following a right hamate excision...was reinstated May 7 and Oakland went 82-44 (.651) following his return...hit .288 with 42 of his 51 walks and a .956 OPS against right-handed pitchers compared to .223 with a .767 OPS against lefties...batted .300 with 23 of his 36 home runs and a 1.023 OPS on the road...slugged .644 on the road, which was the second-best mark in the majors and fifth-best in Oakland history...ranked third in the AL in road OPS, fourth in home runs and tied for eighth in RBI (53)...19 of his home runs came with runners on base, which tied for second in the AL...17 came with two strikes, which ranked fourth in the AL and was the most by an Athletic since Miguel Tejada had 18 in 2002...led Major League first basemen in defensive runs saved (13)...led AL first basemen total chances (1121), putouts (1023) and assists (90), ranked second in fielding percentage (.993), double plays (95) and games (127) and tied for second in games started (125) and errors (8)...the assists tied for seventh most in Oakland history by a first baseman and were the most since Mark McGwire had 101 in 1991...was a unanimous choice as best first baseman in the Fielding Bible Awards...won the award for the second consecutive season...made a team-leading 73 starts batting third...hit .358 with 13 home runs and 35 RBI in 37 games batting clean-up...had a .305 batting average leading off an inning...hit .241 against a pitcher the first time he saw him in a game, .307 after that...batted .315 with no outs, .262 with one out and .228 with two outs...had a .299 batting average and 29 of his 36 home runs in innings one through six and a .195 average from the seventh inning on...hit .447 in the sixth inning...tied for sixth in the AL in intentional walks (7) and bunt hits (5) and ranked eighth in pitches per plate appearance (4.17)...was on the A's Opening Day roster and started each of the first two games before injuring his hand on a foul tip in his final at bat on March 21 against Seattle in Tokyo...underwent surgery on March 22 at the Kerlan-Jobe Clinic in Los Angeles, Calif...the surgery was performed by Dr. Steven Shin and involved a right hamate excision to Olson's right hand...was placed on the 10-day injured list March 27, retroactive to March 25, ending his consecutive games played streak at 164...started at first base in the A's Opener on March 20 to become the first Athletic to start back-to-back openers at first base since Daric Barton in 2010-11...began a rehab assignment with Las Vegas May 2 and went 4-for-22 (.182) with a home run, two RBI, three runs, a walk and three strikeouts in five games with the Aviators...was reinstated from the IL May 7...committed his first error of the season May 29, snapping a 75-game errorless streak dating back to Aug. 1, 2018...it was the fourth-longest errorless in Oakland history by a first baseman...hit .301 with 13 home runs and 29 RBI over a 38-game span from June 5 to July 19...had his first multi-homer game of the season June 28 at Los Angeles (AL) and matched his career-high with five RBI...also had two-homer games on Aug. 15 vs. Houston and Sept. 10 at Houston...had a career-high 16-game hitting streak from June 30 to July 21, which tied for fifth longest in Oakland history by a first baseman...went 19-for-64 (.297) with four home runs and nine RBI during the streak...collected seven doubles, nine home runs and 20 RBI in 28 games in June...tied for second in the AL in June extra base hits (16) and tied for third in home runs (9)...now has 22 home runs and 51 RBI in 68 career games in June...hit his second career walk-off home run July 30 against Milwaukee...it was his third career game-ending RBI...had a 10-game hitting streak from Aug. 28 to Sept. 7 (16-for-41, .390)...collected an extra base hit in a career-high six consecutive games from Aug. 30 to Sept. 5 (five doubles, two home runs)...reached base safely five times twice over a seven-game span, going 3-for-4 with two walks at New York on Aug. 31 and 4-for-4 with a walk Sept. 7 against Detroit...the four-hit game was the second of his career...drove in a run in a career-high tying five consecutive games from Sept. 10-14 and had five home runs and 10 RBI over that span...hit .263 with nine home runs and 23 RBI in 25 games in September...the RBI were his most ever in a month...tied for third in the AL in RBI and tied for

fourth in home runs...started at first base in the AL Wild Card Game against Tampa Bay on Oct. 2 and went 1-for-3 with a walk.

**2018**—Played in all 162 games and batted .247 with 29 home runs and 84 RBI in his first full season in the majors...also won the American League Gold Glove Award for first basemen after leading Major League first basemen in games (162), total chances (1494), putouts (1403) and defensive runs saved (14)...joins Mark McGwire (1990) as the only A's first basemen to win a Gold Glove...hit all 29 of his home runs as a first baseman, which led AL first basemen and ranked third in the majors...led AL first basemen and ranked fourth in the majors in RBI (83)...was named to the *Sporting News* AL All-Star team...walked 70 times to fuel a .335 on-base percentage...his 162 games played marked the 13th time in Oakland history a player appeared in every game in a season, the first since Miguel Tejada in 2003...was the only player in the AL to appear in every game and one of five in the majors (Freeman, ATL; Galvis, SD; Markakis, ATL; Turner, WAS)...struck out 163 times, which tied for eighth most in the AL and is ninth most in Athletics history...hit .251 against left-handed pitchers compared to .244 against right-handers...hit 25 of his 29 home runs against righties...14 came in day games, which tied for seventh in the AL...batted .301 from the seventh inning on...batted .211 with seven home runs and 32 RBI in 76 games against AL West teams, .277 with 22 home runs and 52 RBI in 86 games against everyone else...topped AL first basemen in games started (152), assists (84), double plays (115) and innings (1403.1)...tied for the fourth-most errors in the AL (7) but ranked third in fielding (.995)...is one of four first basemen in AL history to play in 162 games in a season along with Norm Siebern (KC, 1962), Bill Buckner (BOS, 1985) and Carlos Delgado (TOR, 2000)...is one of 19 ML first basemen to do it...is the fourth player in Athletics history to play every game at first base (Norm Siebern, 1962; Dick Siebert, 1940; Stuffy McInnis, 1912)...his 152 starts were second most to the Oakland record of 155 set by Daric Barton in 2010...set an Oakland record for total chances by a first baseman (1494), breaking Daric Barton's record of 1492 in 2010, and had 1403 putouts, which fell one short of Barton's 1404...had the most total chances by an AL first baseman since Mark Teixeira had 1572 for Texas in 2006...batted fifth 114 times, which was sixth most in Oakland history and the most since Sal Bando had 128 in 1976...ranked second in the AL pitches per plate appearance (4.31)...was the A's Opening Day starter at first base on March 29 against Los Angeles (AL) and became the second player in Oakland history and the fifth in Athletics history to make an Opening Day start on their birthday (Ray Fosse, 1974; Pete Suder, 1952; Charlie Pick, 1916; Ossee Schreckengost, 1907)...went 1-for-5 with a home run to become the fourth Major Leaguer dating back to 1908 to hit an Opening Day home run on his birthday...joins Jeff Mathis (2011), Ian Stewart (2010) and Scott Rolen (2000)...was the A's seventh different Opening Day starter at first base in the last seven years (Alonso, Canha, Davis, Barton, Moss, Allen)...stole the first base of his career April 3 against Texas...went 3-for-4 as a substitute on April 11 at Los Angeles (NL) to tie an Oakland record for most hits in a game by a non-starter...went 4-for-6 with two doubles, two walks and his first career walk-off RBI, a single in the bottom of the 14th inning of the A's 12-11 win over Chicago (AL)...it was his first career four-hit game...hit .306 with nine home runs and 18 RBI over a 23-game stretch from May 14 to June 7...had his first of two two-homer games June 1 at Kansas City (also July 22 vs. San Francisco)...added a career-high five RBI against the Royals...tied for third in the AL in home runs in June (9) and ranked fifth in RBI (22)...hit .314 over an 18-game stretch from July 29 to Aug. 19...hit his first career walk-off home run Aug. 17 against Houston... had 11 doubles in August, which tied for third in the AL...had five home runs and 16 RBI over a 17-game span from Sept. 8-26...hit his first career grand slam Sept. 26 at Seattle...went 0-for-2 with two walks in a start at first base in the Wild Card game at New York Oct 3.

**2017**—Batted .259 with 24 home runs and 45 RBI in 59 games over six stints with the A's in his rookie campaign...added 22 walks for a .352 on-base percentage...slugged .651 and had a 1.003 OPS...the slugging percentage was fourth highest in Oakland history among players with 200 or more plate appearances and the OPS was ninth best...tied for third among American League rookies in home runs and ranked eighth in RBI...his 24 home runs were third most in Athletics history by a rookie and the most since Mark McGwire set the record with 49 in 1987...they were the most by an Athletic 23 years old or younger since Eric Chavez hit 32 as a 23-year old in 2001... added 23 home runs with Nashville to become the first player to hit 20 home runs in both the majors and the minors since Giancarlo Stanton in 2010 (22 with Florida, 21 with Jacksonville)... averaged 7.88 at bats per home run, which was fourth fewest in ML history among players with a

minimum of 200 plate appearances...had more home runs (24) than singles (23)...the home runs were second most in Athletics history (McGwire, 39 homers and 35 singles in 1995) among players with more home runs than singles...49.0% of his hits were home runs, which is the second-highest percentage in ML history among players with 200 or more plate appearances (McGwire, STL, 51.8% in 2001)...had just two doubles, which are the fewest in ML history by a player with 20 or more home runs (previous: 4 by Wes Covington, 1957 and Mark McGwire, 2001)...had five separate stints over the first four months of the season and hit .196 with four home runs and nine RBI in 18 games...following the Yonder Alonso trade, he was recalled for a sixth time Aug. 8 and batted .283 with 20 home runs and 36 RBI in 41 games before a hamstring strain on Sept. 24 ended his season with a week remaining...the 20 home runs were the most in the AL and tied for second most in the majors over that span (Aug. 8-Sept. 24)...hit 20 home runs after the All-Star Break, which tied for fifth in the AL...it was second most among ML rookies (Judge, NY 22)...hit .280 with 20 of his 24 home runs against right-handed pitching...batted .318 during the day and .290 at home...started 38 games at first base (including each of his 36 starts during his final stint) and 10 in right field...committed two errors, both at first base for a .995 fielding percentage...the A's had a 26-22 (.542) record with him in the starting lineup, 49-65 (.430) without...appeared in one game in each of his first two stints from April 21-26 and June 3-4, and four during his third stint from June 10-13...recalled for a fourth time June 22 and hit .225 with four home runs and eight RBI in 10 games...hit his first Major League home run June 24 at Chicago (AL), a two-run shot off James Shields in the first inning...added another two-run homer in the seventh inning for his first career multi-homer game...played in two games during his fifth stint from July 21-23...was recalled for good Aug. 8 and hit .283 with 20 home runs and 36 RBI over his final 41 games...homered in five consecutive games from Sept. 15-19 to tie the ML rookie record for consecutive games with a home run...was the first Oakland player to do it and the second Athletic (George Alusik, Aug. 7-11, 1962)...homered in each of his final nine series from Aug. 25 to Sept. 24...was the first rookie in Major League history with 15 home runs over a 21-game stretch (Aug. 27-Sept. 19) and 16 home runs over a 23-game span (Aug. 27-Sept. 22)...his 15 home runs over 21 games are the most by any player in Oakland history...hit .305 with seven home runs and 14 RBI in 19 games in August...led AL rookies and tied for second among ML rookies in August home runs...then hit .266 with 13 home runs and 22 RBI in 22 games in September...the home runs were second most in ML history by a rookie in the month of September to Aaron Judge, who had 15 in 2017 and tied for the most by any Athletics player in September (Jason Giambi, 2000)...had his second career two-homer game Sept. 4 against Los Angeles (AL)...homered nine times over a 12-game stretch from Sept. 9 (Game 2) to 22...strained his hamstring Sept. 24 against Texas and missed the final seven games of the season...was named the A's Organization Hitter of the Year after batting .272 with 23 home runs and 60 RBI in 79 games with Nashville...added 45 walks for a .367 on-base percentage...was tied for fifth in the Pacific Coast League in home runs at the time of his final promotion to Oakland on Aug. 8...hit .293 with 19 of his 23 home runs against right-handed pitchers (.995 OPS)...batted .344 on the road and reached base safely in all 34 of his road games (.442 on-base percentage)...appeared in 73 games at first base, six at designated hitter and one at third base...slugged his first two-homer game of the season May 13 against Albuquerque...had a season-best 10-game hitting streak from May 15 to 25...went 17-for-45 (.378) with six doubles, four home runs and 14 RBI during the streak...had an extra base hit in each of the first nine games during the streak...finished May with nine home runs and 26 RBI in 29 games...then had his second two-homer game with the Sounds June 2 at Iowa...had four walks and a grand slam July 19 at Iowa.

**2016**—Made his Major League debut with Oakland as a September call-up and went 2-for-21 (.095) in 11 games...added seven walks for a .321 on-base percentage...appeared in five games (four starts) in right field and four games (two starts) at first base...was selected from Triple-A Nashville Sept. 12 following the conclusion of the Sounds season...made his debut that day at Kansas City and walked as a pinch hitter in the ninth inning...become the first player drafted by the A's out of high school to reach the majors with Oakland since Trevor Cahill (2nd round in 2006, debut in 2009) and the first non-pitcher since Eric Chavez (1st round 1996, debut in 1998)...went 0-for-3 with two walks in his first start (first base) Sept. 15 against the Royals...singled off Nick Martinez in the third inning Sept. 25 against Texas for his first Major League hit...his first extra base hit was a double in his final game on Oct. 2 at Seattle...batted .235 with 17 home runs and 60 RBI in 131 games in his Triple-A debut with Nashville...added 71 walks for a .335 on-base

percentage...tied for third in the Pacific Coast League in doubles (34), ranked fifth in walks and tied for sixth in extra base hits (52)...ranked second in the A's farm system in doubles and walks, tied for second in extra base hits and sixth in home runs...hit .256 with 16 of his 17 home run off right-handed pitchers compared to .167 against left-handers...appeared in 81 games in right field and 49 at first base...did not commit an error at first base but had five as an outfielder for a .966 fielding percentage...hit his 100th career minor league home run Aug. 20 at Omaha...batted .263 with four walks, a home run and three RBI in five games for Nashville in the PCL Semifinals.

**2015**—Made his Double-A debut with Midland and spent the entire season with the RockHounds, batting .249 with 17 home runs and 75 RBI in 133 games...added 105 walks for a .388 on-base percentage...ranked second in all of minor league baseball in walks to teammate Colin Walsh (124)...tied for the Texas League lead in intentional walks (6), ranked second in walks, tied for second in extra base hits (54), third in doubles (37), RBI and on-base percentage, fourth in runs (82), tied for fourth in home runs and fifth in games...ranked second in the A's farm system in walks and on-base percentage, tied for second in extra base hits, third in doubles, tied for third in RBI and fourth in runs and home runs...named to the Texas League Midseason All-Star team and the All-Star Futures Game...appeared in 62 games at first base, 59 in right field and two at third base... had 11 outfield assists, which tied for fourth in the TL...reached base safely via hit or walk in 116 of his 133 games...reached base safely in 21 consecutive games from April 20 to May 12 (.404 on-base percentage)...started at designated hitter for the South All-Stars in the Texas League All-Star Game at Corpus Christi June 30 and went 0-for-4...went 1-for-2 for the United States team in the All-Star Futures Game at Cincinnati July 12...batted .185 with a home run and four RBI in seven postseason games for the Texas League Champion RockHounds...was rated as the A's sixth-best prospect by *Baseball America* following the season.

**2014**—Was named to the California League Postseason All-Star team after batting .262 with 37 home runs and 98 RBI in 138 games...added 117 walks for a .404 on-base percentage...the walks were the most in all of the minor leagues and the home runs were third best behind Kris Bryant (43) and Joey Gallo (42)...also ranked third in the minors in runs (111), fifth in total bases (278) and tied for sixth in extra base hits (69)...was named to the *Baseball America* Minor League All-Star Team...led the Cal League in home runs, runs, walks, extra base hits and total bases and ranked third in RBI and on-base percentage...topped the A's farm system in home runs, RBI, runs, walks, extra base hits, total bases and slugging percentage...his 37 home runs were third best by an A's farmhand since the club moved to Oakland in 1968...appeared in 107 games at first base, eight in right field and one in left field...led CL first basemen in fielding percentage (.993)...reached base safely in 21 consecutive games from May 8 to 29...went 5-for-6 with a double, two home runs and five RBI June 19 against Bakersfield...one of the home runs was a grand slam...went 3-for-7 (.429) with two doubles, two walks and a RBI in two postseason games for Stockton...then played for Mesa in the Arizona Fall League and hit .257 with a .435 on-base percentage, four home runs and eight RBI in 11 games...was named to the AFL Top Prospects Team at first base and played in the AFL Fall Stars Game...was rated by *Baseball America* as the No. 3 prospect in the A's farm system.

**2013**—Spent the entire season at Single-A Beloit where he hit .225 with 23 home runs and 93 RBI in 134 games...added 72 walks for a .326 on-base percentage...ranked second in the Midwest League in home runs and RBI, third in extra base hits (55) and fifth in walks...was named to ML Midseason All-Star Team...ranked second in the A's farm system in home runs, RBI and extra base hits and tied for fourth in doubles...appeared in 127 games at first base and was named the best defensive first baseman in the ML by *Baseball America*...led league first basemen in games, total chances (1220), putouts (1109) and assists (102) and tied for the lead in double plays (97)...committed nine errors for a .993 fielding percentage...was named Midwest League Player of the Week for the week of Aug. 19-25 after going 11-for-29 (.379) with eight runs scored, five doubles, five home runs, 12 RBI and four multiple hit games in seven games...tied for second in all of minor league baseball with 10 home runs in August...went 1-for-16 (.063) with a double, RBI and four walks in five postseason games for the Snappers.

**2012**—Batted .282 with nine home runs and 45 RBI in 50 games with the A's affiliate in the Arizona Rookie League and Short Season Single-A Vermont...ranked second in the Arizona League



in home runs (8) and fourth in doubles (16) and RBI...appeared in 40 games at first base and one at catcher...went 4-for-5 with two doubles, a home run, four RBI and four runs scored in his professional debut June 24 at the Indians...was named the A's No. 10 prospect by *Baseball America* following the season.

## PERSONAL/MISCELLANEOUS

Matthew Kent Olson was originally signed by A's scout Matt Ranson...graduated from Parkview High (GA) School in 2012...had his jersey retired by Parkview in 2019...was drafted 47th overall as compensation for the loss of free agent David DeJesus.

### LIFETIME PLAYING RECORD

| Year                       | Club      | AVG.        | G          | AB          | R          | H          | 2B        | 3B       | HR         | RBI        | SH       | SF       | HP        | BB         | SO         | SB       | CS       | OBP         | SLG         | E         |
|----------------------------|-----------|-------------|------------|-------------|------------|------------|-----------|----------|------------|------------|----------|----------|-----------|------------|------------|----------|----------|-------------|-------------|-----------|
| 2012                       | AZL A's   | .282        | 46         | 177         | 29         | 50         | 16        | 1        | 8          | 41         | 0        | 2        | 2         | 16         | 46         | 0        | 0        | .345        | .520        | 3         |
|                            | Vermont   | .273        | 4          | 11          | 3          | 3          | 0         | 0        | 1          | 4          | 0        | 1        | 1         | 3          | 4          | 0        | 0        | .438        | .545        | 0         |
| 2013                       | Beloit    | .225        | 134        | 481         | 69         | 108        | 32        | 0        | 23         | 93         | 0        | 3        | 2         | 72         | 148        | 4        | 3        | .326        | .435        | 9         |
| 2014                       | Stockton  | .262        | 138        | 512         | 111        | 134        | 31        | 1        | 37         | 97         | 0        | 0        | 5         | 117        | 137        | 2        | 0        | .404        | .543        | 7         |
| 2015                       | Midland   | .249        | 133        | 466         | 82         | 116        | 37        | 0        | 17         | 75         | 0        | 8        | 6         | 105        | 139        | 5        | 1        | .388        | .438        | 7         |
| 2016                       | Nashville | .235        | 131        | 464         | 69         | 109        | 34        | 1        | 17         | 60         | 2        | 3        | 0         | 71         | 132        | 1        | 0        | .335        | .422        | 5         |
|                            | OAKLAND   | .095        | 11         | 21          | 3          | 2          | 1         | 0        | 0          | 0          | 0        | 0        | 0         | 7          | 4          | 0        | 0        | .321        | .143        | 0         |
| 2017                       | Nashville | .272        | 79         | 294         | 56         | 80         | 16        | 1        | 23         | 60         | 0        | 3        | 1         | 45         | 83         | 3        | 0        | .367        | .568        | 2         |
|                            | OAKLAND   | .259        | 59         | 189         | 33         | 49         | 2         | 0        | 24         | 45         | 0        | 0        | 5         | 22         | 60         | 0        | 0        | .352        | .651        | 2         |
| 2018                       | OAKLAND   | .247        | 162        | 580         | 85         | 143        | 33        | 0        | 29         | 84         | 0        | 2        | 8         | 70         | 163        | 2        | 1        | .335        | .453        | 7         |
| 2019                       | OAKLAND   | .267        | 127        | 483         | 73         | 129        | 26        | 0        | 36         | 91         | 0        | 1        | 12        | 51         | 138        | 0        | 0        | .351        | .545        | 8         |
|                            | Las Vegas | .182        | 5          | 22          | 3          | 4          | 0         | 0        | 1          | 2          | 0        | 0        | 1         | 3          | 0          | 0        | 0        | .250        | .318        | 0         |
| 2020                       | OAKLAND   | .195        | 60         | 210         | 28         | 41         | 4         | 1        | 14         | 42         | 0        | 0        | 1         | 34         | 77         | 1        | 0        | .310        | .424        | 1         |
| <b>Major League Totals</b> |           | <b>.245</b> | <b>419</b> | <b>1483</b> | <b>222</b> | <b>364</b> | <b>66</b> | <b>1</b> | <b>103</b> | <b>262</b> | <b>0</b> | <b>3</b> | <b>26</b> | <b>184</b> | <b>442</b> | <b>3</b> | <b>1</b> | <b>.338</b> | <b>.500</b> | <b>18</b> |

### CAREER TRANSACTIONS

**2012** — Selected by the Oakland Athletics organization as a compensation pick (47th selection overall) following the 1st round of the First-Year Player Draft. **2019** — On the injured list, March 25 to May 6; included rehabilitation assignment to Las Vegas, May 1 to 6.

### WILD CARD RECORD

| Year          | Club/Opp.   | AVG.        | G        | AB        | R        | H        | 2B       | 3B       | HR       | RBI      | SH       | SF       | HP       | BB       | SO       | SB       | CS       | OBP         | SLG         | E        |
|---------------|-------------|-------------|----------|-----------|----------|----------|----------|----------|----------|----------|----------|----------|----------|----------|----------|----------|----------|-------------|-------------|----------|
| 2018          | OAK vs. NYY | .000        | 1        | 2         | 0        | 0        | 0        | 0        | 0        | 0        | 0        | 0        | 0        | 2        | 0        | 0        | 0        | .500        | .000        | 0        |
| 2019          | OAK vs. TB  | .333        | 1        | 3         | 0        | 1        | 0        | 0        | 0        | 0        | 0        | 0        | 0        | 1        | 1        | 0        | 0        | .500        | .333        | 0        |
| 2020          | OAK vs. CWS | .000        | 3        | 9         | 0        | 0        | 0        | 0        | 0        | 1        | 0        | 0        | 0        | 3        | 6        | 0        | 0        | .250        | .000        | 0        |
| <b>Totals</b> |             | <b>.071</b> | <b>5</b> | <b>14</b> | <b>0</b> | <b>1</b> | <b>0</b> | <b>0</b> | <b>0</b> | <b>1</b> | <b>0</b> | <b>0</b> | <b>0</b> | <b>6</b> | <b>7</b> | <b>0</b> | <b>0</b> | <b>.350</b> | <b>.071</b> | <b>0</b> |

### DIVISION SERIES RECORD

| Year | Club/Opp.   | AVG. | G | AB | R | H | 2B | 3B | HR | RBI | SH | SF | HP | BB | SO | SB | CS | OBP  | SLG  | E |
|------|-------------|------|---|----|---|---|----|----|----|-----|----|----|----|----|----|----|----|------|------|---|
| 2020 | OAK vs. HOU | .214 | 4 | 14 | 4 | 3 | 0  | 0  | 2  | 2   | 0  | 0  | 0  | 2  | 4  | 0  | 0  | .313 | .643 | 1 |

### OLSON'S CAREER BESTS

**Hits:** 4 (twice), last: September 7, 2019 vs. Detroit

**Home Runs:** 2 (eight times), August 5, 2020 vs. Texas; September 10, 2019 at Houston; August 15, 2019 vs. Houston; June 28, 2019 at Los Angeles (AL); July 22, 2018 vs. San Francisco; June 1, 2018 at Kansas City; September 4, 2017 vs. Los Angeles (AL); June 24, 2017 at Chicago (AL)

**Runs Batted In:** 5 (three times), September 11, 2020 at Texas; June 28, 2019 at Los Angeles (AL); June 1, 2018 at Kansas City

**Stolen Bases:** 1 (three times), last: September 19, 2020 vs. San Francisco

**Hitting Streak:** 16, June 30 to July 21, 2019

**Hitless Streak (At Bats):** 18 (twice), last: September 12 to 16, 2020

**Game Ending RBI:** 4, July 24, 2020 vs. Los Angeles-AL (grand slam); July 30, 2019 vs. Milwaukee (home run); August 17, 2018 vs. Houston (home run); April 18 vs. Chicago-AL (single)

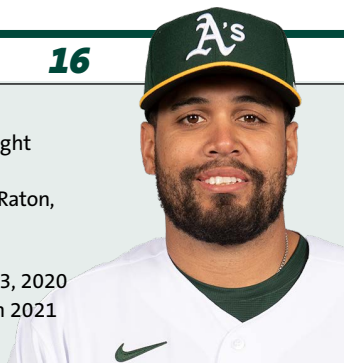
**Grand Slams:** 3, September 11, 2020 at Texas (Luis Garcia); July 24, 2020 vs. Los Angeles-AL (Hoby Milner); September 26, 2018 at Seattle (Chasen Bradford)

**Pinch-Hit Home Runs:** None

**Inside-The-Park Home Runs:** None

**Lead Off Home Runs:** None



**CATCHER****Height/Weight:** 6-2 / 230**Bats/Throws:** Right / Right**Birthdate:** October 12, 1989**Opening Day Age:** 31**Birthplace/Resides:** Santiago, Dominican Republic / Boca Raton, Florida**Major League Service:** 2 years, 9 days**Obtained:** Signed to a minor league contract, December 3, 2020**Contract Status:** First year of a one-year contract through 2021[Updated Stats](#)**NON-ROSTER INVITEE****CAREER HIGHLIGHTS**

Spent parts of five season in the majors with Kansas City (2014-15), Baltimore (2016-17) and St. Louis (2018) and is a .216 career hitter with five home runs and 13 RBI in 86 games...is a .245 hitter with 107 home runs and 443 RBI in 963 games as a minor leaguer, which also includes stints in the Mets (2007-13) and Giants (2019) organization...was with the Reds in 2020 but did not play...has tossed out 284-of-864 (32.9%) as a minor leaguer and 6-of-26 (23.1%) in the majors...was named to the Pacific Coast League Postseason All-Star Team in 2014...played for the World Baseball Classic Champion Dominican Republic team in 2013.

**2020 HIGHLIGHTS**

Was a non-roster invitee with Cincinnati and hit .316 with two home runs and four RBI in 10 games...was added to the Reds 60-man player pool on July 1 but did not make an appearance on the active roster...was on the Taxi Squad for the Aug. 5-9 road trip...as part of the 40-player Postseason pool, accompanied the team on the final road trip of the season and then to the Wild Card Series at Atlanta...was not added to the roster for either series.

**CAREER**

**2019**—In 74 game for the Triple-A affiliates for the Cardinals and Giants, he hit .290 with 20 doubles, 17 home runs and 50 RBI for Memphis and Sacramento...was a non-roster invitee to Cardinals Major League spring training camp...began the season at Memphis...on May 2, was traded to the Giants for cash and was assigned to Sacramento, where he spent the rest of the minor league season.

**2018**—Made his first Opening Day roster...posted single-season highs in hits (27), runs (10), doubles (3), RBI (8) and walks (6)...three of his six walks on the season were intentional walks...started 30 games after starting 15 in the previous four years of his Major League career...appeared in 31 games, including 11 starts, after Yadier Molina returned from the disabled list on June 5...started 17 games when Molina was on DL, and batted .242 with two home runs...entered on defense vs. Los Angeles (NL) on Sept. 14 and threw out his first runner of season...recorded his first career bunt single Sept. 2 vs. Cincinnati...went 3-for-4 with his first Cardinals home run, a double and a career-high three runs scored vs. Philadelphia on May 18 to become the second father and son tandem (Tony) to each hit a home run in Cardinals history (Ed and Scott Spiezio)...caught 14 innings on May 6 vs. Chicago (NL), establishing his MLB game high...caught 12+ innings less than a week later on May 12 at San Diego.

**2017**—Blasted two solo home runs at Kansas City on June 13, joining teammate Welington Castillo (twice) as Orioles catchers who posted a multi-home run game...hit safely in three consecutive games in which he recorded an at-bat...batted .500 in five games with Baltimore including two multi-hit games...played in 51 games with Triple-A Norfolk and recorded seven three-hit games...started four games at first base and played in a fifth after starting the game at catcher.

**2016**—Hit his first Major League home run on June 2 against Boston, an eighth inning two-run home run off Noe Ramirez...had a three game hitting streak from June 2-7 in which he hit .455

(5-for-11) with one home run and two RBI...batted .246 with 11 doubles, a triple, four home runs, and six RBI in 54 games with Triple-A Norfolk.

**2015**—Had two stints with Kansas City playing in eight games...notched his first Major League hit on the final day of the season at Minnesota on Oct. 4 with a pinch-hit single in the eighth inning off Ryan O'Rourke...spent the majority of the season at Triple-A Omaha and finished second on the club with 13 home runs...ranked third in the Pacific Coast League in catcher caught stealing percentage (32.5%) after throwing out 25-of-77 attempted base stealers...was named an Organization All-Star by milb.com...slugged a season-high three home runs with four RBI and scored four runs vs. Iowa on June 16.

**2014**—Made his Major League debut against Chicago on May 20 and caught the top of the ninth inning...threw out the White Sox' Adam Eaton as he attempted to steal second base...had a second stint with the Royals as a September call-up, but never appeared in a game...was selected as a Pacific Coast League Midseason and Postseason All-Star...after the season, named a MiLB.com Organization All-Star...tied for fourth in the PCL with 27 home runs, which also led all catchers...set an Omaha record for home runs by a catcher and helped his club to the PCL Championship...posted a multi-homer game vs. Iowa July 10 and collected a season-high tying four RBI...collected a season-high four hits at Oklahoma City June 26...ranked fourth in the PCL among qualifying catchers after throwing out 39.5% (34-of-86) of attempted base stealers and was first among backstops in assists (60).

**2013**—Was a member of the Dominican Republic team that won the World Baseball Classic...recorded an RBI single over two at-bats playing in two games during the tournament...played for Triple-A Las Vegas and Double-A Binghamton in the Mets organization...smacked two home runs vs. Salt Lake on May 27 and had a five RBI game at Tacoma on June 28.

**2012**—Threw out 45.2% (14-of-31) of attempted base stealers in 36 games for Single-A St. Lucie (A) and caught 45.2% (19-of-42) of attempted base stealers in 39 games for Double-A Binghamton.

**2011**—Recorded a season-high four RBI in three different games for St. Lucie (April 25 at Jupiter, May 12 vs. Lakeland and July 18 vs. Clearwater).

**2010**—Missed a majority of the season with a broken foot...did not make his season debut until Aug. 14 when he began a 10-game rehab assignment with the GCL Mets.

**2009**—Named a Florida State League Midseason All-Star...was the starting catcher for the South squad and was 1-for-2 with a run scored and a catcher caught stealing defensively...led FSL catchers in games played (100), total chances (803), putouts (707) and double plays (8)...ranked third in the FSL after throwing out 37.0% (47-of-127) of attempted base stealers...slugged a first inning grand slam at Palm Beach on May 12.

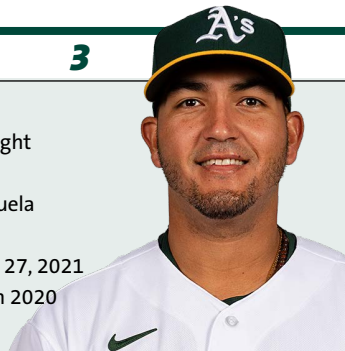
**2008**—Named to the South Atlantic League Midseason All-Star Game...made a pinch-hit appearance and stayed in the game as designated hitter going 0-for-2 off the bench.

**2007**—Collected two hits in his professional debut for Savannah vs. Asheville on April 5...slugged his first professional homer at Charleston-SC on May 9 off Grant Duff.

## PERSONAL/MISCELLANEOUS

Francisco Antonio Peña...attended Instituto Ibero High School in Santiago, Dominican Republic...is the son of five-time All-Star and four-time Gold Glove Award-winning catcher Tony Peña...his brother, Tony Peña Jr., from 2006-2009 made 327 career appearances for the Braves and Royals...played on the 2001 Little League World Series team from Bronx, New York, where he was a teammate of star pitcher Danny Almonte...is left-handed but at an early age was taught by his father to throw right-handed.



**CATCHER****Height/Weight:** 6-0 / 210**Bats/Throws:** Right / Right**Birthdate:** October 27, 1990**Opening Day Age:** 30**Birthplace/Resides:** Valencia, Venezuela / Valencia, Venezuela**Major League Service:** 2 years, 167 days**Obtained:** Re-signed to a minor league contract, January 27, 2021**Contract Status:** First year of a one-year contract through 2020 [Updated Stats](#)**NON-ROSTER INVITEE****CAREER HIGHLIGHTS**

Is a .215 career hitter with 11 home runs and 58 RBI in 212 games over four seasons in the majors with Los Angeles-AL (2015-17), Texas (2018) and Atlanta (2018)...has tossed out 56-of-146 (38.4%) attempted base stealers...was originally signed by the Toronto Blue Jays out of Venezuela in 2008 and has also played in the Houston and Baltimore organizations in 12 seasons as a professional...has a .284 average in 761 games in the minors and has thrown out 297-of-806 (36.8%) base runners...was named MVP of the New York-Penn League in 2010.

**2020 HIGHLIGHTS**

Was a non-roster invitee with the A's and went 4-for-13 (.308) with three doubles and two RBI in seven games during the spring...was added to Oakland A's 60-man player pool on June 29 but did not play in 2020.

**CAREER**

**2019**—Spent most of the season at Double-A Bowie in the Baltimore organization where he hit .251 with 14 home runs and 60 RBI in 94 games...also went 3-for-24 (.125) in eight games with Triple-A Norfolk and batted a combined .243 in 102 games overall...the games played, home runs (14) and RBI (60) were his most as a minor leaguer but the batting average and .293 on-base percentage was his lowest...tied for third in the Orioles farm system in RBI, ranked fourth in home runs and slugging (.434), tied for sixth in extra base hits (37), tied for seventh in doubles (23) and 10th in OPS (.736)...ranked seventh in the Eastern League in slugging (.434)...his batting average included a mark of .304 against left-handed pitchers compared to .221 with 11 of his 14 home runs against right-handers...batted .314 when leading off an inning...combined to hit .287 in his home ballparks compared to .204 on the road...had a .323 average with no outs, .222 with one out and .177 with two outs...made 72 starts at catcher and 16 at first base...tossed out 33-of-77 (42.9%) attempted base stealers...committed six errors behind the plate (.991 fielding percentage) and one as a first baseman (.992)...also went 6-for-47 (.128) in 13 games at designated hitter...hit in every spot in the order except first and second and saw his most action with 44 games batting fourth and 34 hitting fifth...began the season at Norfolk and was hitting .105 with a double, a walk and no RBI in seven games when he was transferred to Bowie April 20...was a perfect 3-for-3 with two doubles and a walk April 27 against Akron...it was his first of five three-hit games in 2019...was 4-for-17 (.235) with three doubles in five games at Double-A before returning to the Tides April 28...went 1-for-5 on April 29 at Durham and was sent back to Bowie May 2...spent the remainder of the season with the Baysox...tossed out 10-of-12 (83.3%) attempted base stealers from April 29 to June 14...snapped a season-opening 15-game streak without an RBI May 6 at Altoona when he drove in four runs...it was his first of three four-RBI games (June 27 vs. Akron and July 24 at Richmond)...homed in back-to-back games on May 6 and 7, which were his only two home runs over his first 44 games through June 22...then hit 12 home runs over his final 58 contests...reached base safely in 27 consecutive games from June 24 to July 26, which matched the longest reaching base streak in the EL in 2019...hit .316 with eight home runs, 20 RBI and a .384 on-base percentage during the streak...had a season-high seven-game hitting streak from July 11-18 (10-for-28, .357)...hit .286 with six home runs in July, both his best single-month figures on 2019...then had 22 RBI in 26 games in August...tossed out three

attempted base stealers in the second game of a Aug. 10 doubleheader at Richmond...hit .367 with four home runs and 15 RBI over a 13-game stretch from Aug. 11 to 24...batted .200 (6-for-30) with two doubles, a home run, six RBI and two walks in eight postseason games.

**2018**—Acquired by the Atlanta Braves from the Los Angeles Angels in exchange for infielder Ryan Schimpf on Mar. 31...claimed off waivers by the Texas Rangers on May 2...hit .305 in 26 combined minor league games between Double-A Frisco and Triple-A Round Rock...batted .143 in 28 combined major league games between Atlanta and Texas.

**2017**—Appeared in 11 games with the Los Angeles Angels across two stints after spending a majority of the season with Triple-A Salt Lake...tallied his second career walk-off hit on April 11 vs. Texas with an RBI squeeze bunt...led the Bees with a .352 average.

**2016**—Was the Angels Opening Day catcher...was a finalist for the Rawlings Gold Glove Award at catcher...posted a 37.5% (21-for-56) caught stealing percentage, good for third by an American League catcher (min. 650 inn.)...went 5-for-6 with two doubles, a home run and six RBI July 2 at Boston...joined Kendrys Morales, Chone Figgins, Mo Vaughn and Dave Winfield as the only Angels with five hits and six RBI in a single game...it was the fourth six-RBI game by an Angel catcher in franchise history and first since Jeff Mathis, July 23, 2008 vs. Cleveland...the five hits marked just the fifth occurrence in franchise history by an Angels catcher.

**2015**—Recalled by the Angels on May 4 and made his Major League debut the following day on May 5 vs. Seattle, going 2-for-4 with a home run and an RBI, including a walk-off home run in the bottom of the ninth...according to STATS, LLC., he is the fourth player all-time to hit a walk-off home run during a debut, joining the Florida Marlins Miguel Cabrera on June 20, 2003 vs. Tampa Bay, Cleveland Indians Josh Bard, Aug. 23, 2002 vs. Seattle, and the Angels Billy Parker, Sept. 9, 1971 vs. Milwaukee...became the 26th Angel all-time to homer in his first game with the club, and just the sixth to do so during their ML debut...posted a 37.9% (18-for-59) caught stealing percentage, which ranked third in the American League.

**2014**—Was a non-roster invitee to Spring Training...spent the entire season with Triple-A Oklahoma City, appearing in 88 games...hit .259 with 16 doubles, two triples, a career-high-tying six home runs, 33 runs and 34 RBI...threw out 32.4 percent (22-of-68) potential base stealers.

**2013**—Was a non-roster invitee to Spring Training...split the season between Double-A Corpus Christi and Triple-A Oklahoma City...hit a combined .271 with 14 doubles, two home runs, 29 runs and 32 RBI in 91 games between the two levels...threw out 47.8 percent (43-of-90) potential base stealers for the season.

**2012**—Was a non-roster invitee to Spring Training...played in a combined 97 games between Single-A Lansing and Single-A Advanced Lancaster...batted .285 with a career-high 28 doubles, six triples, five home runs, 59 runs and 50 RBI...finished third on Lansing in doubles and triples...threw out 33.6 percent (45-of-134) potential base stealers.

**2011**—Spent the entire season with Single-A Lansing, hitting .256 with 17 doubles, six triples, three home runs, 58 runs and 41 RBI.

**2010**—Named MVP of the New York-Penn League and a NYPL Mid-Season All-Star...spent the entire season with Short-Season A Auburn, batting .298 with 11 doubles, a career-high eight triples, two home runs, 44 runs and 41 RBI...led Auburn in hitting, triples, runs and RBI.

**2009**—Named the R. Howard Webster Award (awarded to the top Blue Jays player at each level) winner for the Gulf Coast League Blue Jays...spent the full season with the GCL Blue Jays, playing in 43 games...hit .291 with 11 doubles, three triples, one home run, 17 runs and 21 RBI...hit his first professional home run July 24 vs. GCL Yankees.



**RIGHT-HANDED PITCHER****Height/Weight:** 6-1 / 252**Bats/Throws:** Right / Right**Birthdate:** November 22, 1984**Opening Day Age:** 36**Birthplace/Resides:** Maracaibo, Venezuela / Weston, Florida**Major League Service:** 10 years, 16 days**Obtained:** Signed as a free agent, December 7, 2017; re-signed, February 19, 2021**Contract Status:** First year of a one-year contract through 2021[Updated Stats](#)**CAREER HIGHLIGHTS**

Has spent 13 seasons in the majors with six different teams (Florida, 2006; Arizona 2007-09; San Francisco, 2012-15; Washington, 2016; Los Angeles-AL, 2017; Oakland, 2018-20) and is 42-41 with 3.93 ERA in 437 career appearances, including 59 starts...56 of the starts came over his first seven seasons as he has 315 relief appearances and three starts over the last six years...has a 2.74 ERA in 240 games over the last four years after logging a 4.58 ERA in 197 games over his first nine seasons...has issued just five first-batter walks in 378 career relief appearances...pitched for Venezuela in the 2017 World Baseball Classic...was a member of the 2014 World Champion San Francisco Giants...established a Major League record for consecutive batters retired in a single season, retiring 46 consecutive batters over eight appearances (six in relief) from July 22 to Aug. 28, 2014...came within one out of a perfect game with the Giants in 2013...pitched in the Mexican League in 2011...played for the World Team in the 2005 Futures Game.

**2020 HIGHLIGHTS**

Compiled a career-low 1.66 ERA in a team-leading 26 relief appearances in his 13th season in the majors...tied for seventh in the West divisions in games pitched...has 240 games pitched over the last four years, which are tied with Andrew Chafin for the most in the majors...his 285.0 innings pitched as a reliever over that span are the most...had 21.2 innings pitched in 26 games, which marked the first time in his career he had more games pitched than innings pitched...opponents hit .232 and he walked just five batters for a .273 on-base percentage...yielded four runs, three of which scored on solo home runs...his opponents batting average broke down to .077 (2-for-26) with a .220 OPS against left-handed hitters compared to .304 (17-for-56) with all three of his home runs and an .833 OPS against right-handers...has held lefties to a .188 batting average in three seasons with the A's...allowed a .297 batting average with the bases empty compared to .178 with runners on base...opponents went 2-for-18 (.111) with runners in scoring position...allowed 5-of-18 (27.8%) inherited runners to score and the 18 inherited runners tied for seventh most in the majors...first batters faced were 5-for-24 (.208) with a walk and a sacrifice fly...had a 5.06 ERA in six outings on no days rest, a 0.55 ERA in his other 20 appearances...did not commit an error and has not made an error in 180 games (37 total chances) as an Athletic...tossed one inning or fewer in 24 of his 26 appearances...did not allow more than one run in any outing and had 22 games without a run

**OAKLAND:** Allowed his first run of the season Aug. 2 at Seattle on a solo home run by Lewis in the eighth inning, snapping a streak of 13 consecutive batters retired...yielded a season-high three hits Aug. 6 vs. Texas...also struck out a season-high two, his first of three two-strikeout games (Sept. 12 at Texas, Sept. 15 at Colorado)...had a 3.38 ERA over his first 10 games through Aug. 10...then allowed just one run over his final 16 appearances for a 0.66 ERA...tossed a season-high 1.1 innings Aug. 24 at Texas (also Sept. 15 at Colorado)...issued two walks in 0.2 innings against Houston on Sept. 8, his only outing with more than one walk...finished September with a 1.17 ERA in nine relief appearances and now has a 1.15 ERA (4 er in 31.1 ip) in 32 games in September

**MAJOR LEAGUE LEADERS, LAST FOUR YEARS****GAMES PITCHED**

|     |                |
|-----|----------------|
| 240 | Yusmeiro Petit |
| 240 | Andrew Chafin  |
| 239 | Alex Claudio   |
| 235 | Adam Ottavino  |
| 233 | Craig Stammen  |

**INNINGS AS RELIEVER**

|       |                  |
|-------|------------------|
| 285.0 | Yusmeiro Petit   |
| 265.1 | Craig Stammen    |
| 257.2 | Michael Lorenzen |
| 244.2 | Miguel Castro    |
| 240.2 | Mychal Givens    |



in his three seasons with the A's...pitched in five of the A's seven postseason games and stranded all five of his inherited runners...however, allowed six runs on eight hits in 4.1 innings for a 12.46 ERA...worked in two of the three games against Chicago in the ALWCS (2.1 ip, 4 h, 2 r, 2 er, 0 bb, 2 so) and three of the four games against Houston in the ALDS (2.0 ip, 4 h, 4 r, 4 er, 1 bb, 2 so).

## CAREER

**2019**—Pitched in an American League-leading 80 games and was 5-3 with a 2.71 ERA and .194 opponents batting average...had a career high in games and career lows in opponents batting average and on-base percentage (.218)...walked just 10 batters in 83.0 innings for a career-low average of 1.08 walks per nine innings...struck out 71 for a career-high strikeout-to-walk ratio of 7.10...his ERA was his lowest in a full season...led the A's in games pitched for the second consecutive season and he became just the third pitcher in Athletics history with 80 or more games in a season (Billy Koch, 84 in 2002; John Wyatt, 81 in 1964)...had the lowest opponents on-base percentage among Major League relievers (.221)...led AL relievers in fewest walks per nine innings (1.08), ranked second in fewest pitches per inning (13.9), third in strikeout-to-walk ratio (7.10), tied for third in holds (29) and tied for fourth in innings pitched (83.0)...set an Oakland record for holds, topping the previous mark of 27 by Rick Honeycutt (1990) and Buddy Groom (1999)...the on-base percentage was fifth lowest by a reliever in Oakland history, the walks per nine innings ranked sixth and the strikeout-to-walk ratio was seventh...his .194 opponents batting average broke down to .176 against right-handed hitters compared to .218 against left-handers...allowed 14-of-60 (23.3%) inherited runners to score...the inherited runners were the most in the majors and the most by an A's reliever since Ricardo Rincon had 72 in 2005...the percentage was sixth lowest in the AL...first batters faced were 15-for-76 (.197) with two walks and two sacrifice flies (.213 on-base percentage)...yielded a .144 batting average with two outs and walked two for a .176 on-base percentage...had a .226 opponents average, all 11 of his home runs and seven of his eight walks over his first 15 pitches in a game, a .068 average after that...had a 6.14 ERA and .271 opponents batting average in 18 outings on no days rest, a 1.98 ERA and .174 opponents average in 62 outings on one day of rest or more...was 3-0 with a 1.77 ERA and .177 opponents batting average in 39 games against AL West competition, 2-3 with a 3.61 ERA and .209 opponents average in 41 games against all other teams...compiled a 1.67 ERA during the day, 3.21 at night...had 13 putouts, which ranked fourth in the AL among pitchers...had a seven-game, 8.1-inning scoreless streak from April 10 to 23 and a season-high 9.1-inning scoreless streak from April 29 to May 20...grounded into a double play in his only at bat of the season May 5 at Pittsburgh, his first at bat since July 30, 2016 at San Francisco...had a 1.88 ERA over his first 21 games through May 13...tossed a season-high 2.2 scoreless innings June 1 against Houston...struck out a season-high four batters in 1.1 innings against Tampa Bay June 22...that began a 12-game stretch from June 22 to July 17 where he did not allow a run 11 times (0.75 ERA), held the opposition to a .143 batting average and one walk in 12.0 innings, and stranded 12 of 13 inherited runners...stranded each of his final 13 inherited runners beginning Aug. 20...did not retire a batter Aug. 24 against San Francisco...it was just the fourth such outing in his career...did not allow a run in 13 of his final 15 appearances beginning Aug. 27...had a 1.04 ERA and .089 opponents batting average over that span...compiled a 1.46 ERA and .122 opponents batting average in 12 appearances in September...made his 400th career appearance Sept. 1 at New York (AL) and tossed 1.0 scoreless inning...matched his season high with four strikeouts Sept. 18 against Kansas City...pitched 2.2 innings in the AL Wild Card game against Tampa Bay on Oct. 2 and allowed a run on two hits...it was his fifth career postseason appearance, his first since 2014 when he appeared in four games for San Francisco.

**2018**—Pitched in a team-leading 74 games in his first season in Oakland and was 7-3 with a 3.00 ERA and .221 opponents batting average...the wins were a career high...his games pitched ranked third in the American League...tossed 93.0 innings, which ranked fourth on the A's and were second most by an AL reliever to the Rays Ryan Yarbrough (118.2)...they were the most by an Oakland reliever since Justin Duchscherer had 96.1 in 2004...had a 4.66 ERA and .305 opponents batting average over his first 17 games through May 9...then went 7-3 with a 2.57 ERA and .195 opponents batting average over his final 57 contests...tied for sixth among AL relievers in wins...walked just 18 batters in 93.0 innings and his average of 1.74 walks per nine innings ranked seventh lowest...had the fifth-lowest opponents on-base percentage (.256)...was charged with just one wild pitch...his opponents batting average included a .183 mark against left-handed hitters

compared to .251 against right-handers...11 of the 13 home runs he allowed were solo shots...opponents hit .190 with runners in scoring position, including .103 with RISP and two outs...allowed a .139 batting average with two outs overall...first batters faced hit .260 but he issued just one walk for a .270 on-base percentage...allowed 14-of-31 (45.2%) inherited runners to score...had a 1.77 ERA in 17 games when pitching on no days rest, a 3.34 ERA in his other 57 outings...compiled a 2.36 ERA on the road, 3.74 at home...logged a 2.53 ERA at night, a 3.63 ERA during the day...posted a .267 opponents batting average over his first 15 pitches in a game, .109 after that...tossed the sixth-most pitches among AL relievers (1316) but ranked third in fewest pitches per inning (14.2)...logged more than one inning in 28 of his 74 appearances, including 19 outings of two or more innings...pitched in three of the first four games of the season against Los Angeles (AL) and did not allow a run (3.1 ip)...stranded his first inherited runner on March 30 but then allowed two inherited runners to score April 1, snapping a streak of 32 consecutive inherited runners stranded...prior to that, had not allowed an inherited runner to score since May 8, 2016 at Chicago (NL)...had a 3.00 ERA in 10 games when he was placed on the family medical emergency list April 17...was reinstated April 21 and pitched in two games (2.1 ip, 1 h, 1 so) before going on the bereavement list from April 24 to 26...logged a 1.53 ERA and .177 opponents batting average over an 11-game stretch from May 11 to June 3...struck out a season-high four batters May 5 at Baltimore, his first of three four-strikeout games (May 24 vs. Seattle, Aug. 22 vs. Texas)...tossed a season-high 3.0 innings May 24 against Seattle and did not allow a run...pitched at least 2.0 innings in five consecutive games from July 6 to 14 as part of a season-high 11.2-inning scoreless streak from July 6 to 20...had a 1.25 ERA and .139 opponents batting average over a 14-game span from July 6 to Aug. 5...tossed 2.1 scoreless innings for the win July 12 at Houston in his 300th career appearance...was credited with three wins over a four-game stretch from July 12 to 21...logged a 2.25 ERA and .174 opponents batting average in 13 relief appearances in July...struck out 22 and walked just three in 20.0 innings while compiling a 3-0 record...did not allow a run in 12 of his final 13 contests beginning Aug. 27...had a 0.69 ERA and .178 opponents batting average over that stretch...compiled a 0.79 ERA in September, which was his lowest single-month ERA since posting a 0.63 ERA in August of 2014...was on the A's roster for the Wild Card game but did not pitch.

**2017**—Signed a minor league deal with Los Angeles (AL) Feb. 15, made the Angels Opening Day roster and spent the entire season in the majors...appeared in 60 games and went 5-2 with a career-high four saves and a 2.76 ERA...also had career lows in opponents slugging percentage (.321) and OPS (.571)...struck out 101 batters in 91.1 innings (9.95 per nine innings) and walked just 18 (1.77 per nine innings) for a strikeout-to-walk ratio of 5.61...made one start and his 87.1 innings pitched in relief were the most among Major League relievers...tied for sixth among American League relievers in strikeouts (96)...stranded all 20 of his inherited runners, which were the most in the majors among pitchers with no inherited runners scored...they tied for the most by any AL pitcher with no inherited runners scored dating back to 1974 (Shane Greene, DET 2016) and tied for second most by any ML pitcher (22, Randy Meyers, TOR-SD in 1998)...first batters faced were 8-for-58 (.138) with no walks...had the lowest first batter faced on-base percentage in the majors...ranked third in the AL in first-batter OPS (.379) and tied for seventh in batting...the on-base percentage was the lowest by an Angels reliever dating back to 1974, the OPS was fourth lowest and the batting average was sixth lowest...his opponents batting average included a .186 mark against right-handed hitters compared to .237 against left-handers...opponents went 2-for-24 (.083) with runners in scoring position and two outs...yielded a .150 average with two strikes...logged a 1.03 ERA during the day...posted a 1.00 ERA in five interleague appearances...ranked second among AL relievers in pitches thrown (1299)...made one start for Venezuela in the World Baseball Classic on March 12 against Mexico and took the loss (2.0 ip, 3 h, 5 r, 5 er, 2 bb, 0 so)...logged 3.0 innings of relief in the Angels 7-6, 11-inning win over Chicago (AL) on May 16 for his first win of the season...that began a career-high five-game winning streak that ran through Sept. 15...did not allow a run in 12 of 14 games from May 23 to June 28 (1.86 ERA)...finished May with a 1.47 ERA and .148 opponents batting average in 10 appearances...was credited with his first save of the season June 25 at Boston when he tossed 2.0 scoreless innings in the Angels 4-2 win...compiled a 0.79 ERA over a 21-game span from July 21 to Sept. 16...made his only start of the season July 29 at Toronto and had a no decision in a 6-5 Angels win...tossed a season-high 4.0 innings, allowed one unearned run and struck out a season-high five batters (3 h, 0 bb)...it came on three days rest as he tossed 3.0 scoreless innings of relief in his previous

outing July 25 at Cleveland...had a career-high 17.0-inning scoreless streak from Aug. 20 to Sept. 20...posted a 1.76 ERA in 11 games in August.

**2016**—Signed with Washington as a free agent and went 3-5 with a save, a 4.50 ERA and .272 opponents batting average in 36 games, including one start, in his only season with the Nationals...had a .698 OPS against right-handed hitters, .925 against left-handers...had a 2.62 ERA and .245 opponents batting average in 22 games before the All-Star Break...allowed 2-of-14 (14.3%) inherited runners to score...logged a 1.74 ERA and .118 opponents batting average in five inter-league appearances...logged a season-high 4.2 innings of relief and struck out a season-high six April 24 against Minnesota...finished April with a 2.77 ERA and .178 opponents batting average in five appearances and then posted a 2.08 ERA in eight games in May...was credited with his only save of the season June 17 at San Diego when he tossed a scoreless ninth inning in the Nationals 7-5 win...then made his only start three days later on June 20 at Los Angeles (NL)...was the losing pitcher in a 4-1 loss (6.0 ip, 5 h, 3 r, 3 er, 1 bb, 5 so).

**2015**—In his fourth season with San Francisco, was used as the Giants long reliever and appeared in 42 games...pitched two or more innings in 20 of his 41 relief appearances...made one start, May 23 at Colorado...opponents hit .211 off him with runners in scoring position...relieved Tim Lincecum May 8 at Miami and tossed 3.0 scoreless, no-hit innings to earn his first career save in the Giants 6-0 win...according to the *Elias Sports Bureau*, no Giants pitcher had picked up a save by throwing 3.0-scoreless innings without allowing a hit since Jeff Brantley in 1991.

**2014**—Went 5-5 with a 3.69 ERA in 39 games, including 12 starts...established career-highs in innings (117.0) and strikeouts (133)...ranked sixth in the majors in strikeouts per nine innings (10.23) among pitchers with at least 100.0 innings pitched...ranked eighth with a 6.05 strikeout-to-walk ratio...established a Major League record for consecutive batters retired in a single season, retiring 46 consecutive batters over eight appearances (six in relief) from July 22 to Aug. 28...his streak was broken up by the Rockies Jordan Lyles, who doubled to left field with two outs in the third inning...tossed his second career complete game Sept. 9 against Arizona...faced 70 consecutive batters without going to a three-ball count from Sept. 2-20...went 3-0 with a 1.42 ERA in four relief appearances during the postseason...was the first relief pitcher to have three relief wins each consisting of at least 3.0 scoreless innings in a single postseason...earned the win with 6.0 scoreless innings of relief, striking out seven in the Giants 18-inning, Game 2 Division Series win at Washington...singled in the fourth inning of Game 4 of the World Series to become the first relief pitcher to collect a hit in a World Series game since Toronto's Al Leiter in Game 4 of the 1993 World Series against Philadelphia.

**2013**—Spent the majority of the season with Triple-A Fresno, going 5-6 with a 4.52 ERA in 15 starts...struck out 91 batters in 87.2 innings...had his contract selected July 23 and went 4-1 with a 3.56 ERA in eight games (seven starts) over two stints for San Francisco...nearly turned in a historic performance Sept. 6 against Arizona, when he came within one out of tossing the 24th perfect game in Major League history before Eric Chavez singled to right field...became just the 12th player in Major League history to lose a perfect game with two outs in the ninth inning...it was his first career shutout (1 h, 0 bb, 7 so)...recorded a career-best 10 strikeouts in his start on Sept. 1 at Arizona in the Giants 8-2 victory.

**2012**—Made 28 starts for Triple-A Fresno, going 7-7 with a 3.46 ERA...struck out 153 batters in 166.2 innings...was named Pacific Coast League Pitcher of the Week for the week of May 29...had his contract selected by the Giants on Sept. 7...returned to the big leagues for the first time since 2009...made one start for San Francisco, Sept. 23 against San Diego (4.2 ip, 7 h, 2 r, 2 er, 4 bb, 1 so).

**2011**—Played for Guerreros de Oaxaca in the Mexican League, going 1-2 with a 4.17 ERA in seven games, including six starts.

**2010**—Spent the season with Triple-A Tacoma in Seattle's chain...went 4-2 with a 4.85 ERA in 24 games, including six starts.

**2009**—Went 3-10 with a 5.82 ERA in 23 games, including 17 starts, for the Arizona Diamondbacks...battled a strained right shoulder that landed him on the disabled list from May 9 to July 4...allowed one hit in career-high 8.0 innings Aug. 4 at Pittsburgh...had no-hitter broken up in the eighth inning...tallied 14.0 consecutive scoreless innings in back-to-back starts, July 29 against Philadelphia (6.0 ip) and August 4 at Pittsburgh (8.0 ip).

**2008**—Made first career Opening Day roster with Arizona before being sent to Triple-A Tucson on April 27...made 11 starts for the Sidewinders before being recalled June 27 and remained in the majors for the rest of the season...went 3-5 with a 4.31 ERA in 19 games, eight starts, for the D-backs...won back-to-back starts for the first time in his career on Aug. 16 at Houston and Aug. 23 against Florida...held opposing batters to a .216 average, including a .213 average as a starter.

**2007**—Began the season with Triple-A Tucson before being recalled to the big leagues on April 22...made his D-backs debut that night at San Francisco (7.0 ip, 4 h, 2 r, 2 er, 5 so)...was sent to Tucson before being recalled for good on Aug. 19...made 10 starts for Arizona and appeared in four games as a reliever for the D-backs, going 1-0 with a 1.50 ERA.

**2006**—Opened the season with Triple-A Albuquerque before being recalled by Florida on May 13...made his Major League debut a day later, May 14 at Pittsburgh, recording two strikeouts in 1.0 inning of work...earned his first ML win, July 5 at Washington (6.0 ip, 11 h, 5 r, 5 er, 2 so)...also notched his first ML hit and RBI that day...would appear in 15 games, making one start during his rookie season.

**2005**—Was named an Eastern League Midseason All-Star with Double-A Binghamton...finished second in the EL in ERA (2.91)...pitched for the World Team in the Futures game at Detroit July 10... following the season, pitched for Magallanes in the Venezuelan Winter League, going 5-1 with a save and a 2.01 ERA in nine games, including eight starts.

**2004**—Finished second among all Minor League pitchers with 200 strikeouts and was first in strikeouts per nine innings (12.9)...received the Sterling Organizational Pitcher of the Year Award as top pitcher in the Mets organization...selected to the South Atlantic League All-Star Game... pitched 0.2 scoreless innings for the World Team at the 2004 Futures Game on July 11 in Houston...was 4-3 with a 2.15 ERA in 11 starts for Magallanes in the Venezuelan Winter League.

**2003**—Finished third in the Appalachian League in strikeouts (65), fourth in strikeouts per nine innings (9.44) and fifth in ERA (2.32)...named Appalachian League Pitcher of the Week for July 14-20.

**2002**—Made his professional debut in the Venezuelan Summer League and went 3-5 with a 2.43 ERA in 12 games, including 11 starts, for the Mets.

## **PERSONAL/MISCELLANEOUS**

Yusmeiro Alberto Petit was originally signed by Mets scout Gregorio Machado...is married, Ruth, and has a child, Valeria...played in the Japan All-Star Series following the 2018 season...at age 10, played second base for Maracaibo in the 1994 Little League World Series, helping Venezuela earn its first championship title...graduated from U.E. Andres Bello in Venezuela.

## LIFETIME PITCHING RECORD

| Year                       | Club             | W         | L         | ERA         | G          | GS        | CG       | SHO      | SV       | IP           | H          | R          | ER         | HR         | HB       | BB         | IBB       | SO         | WP        | BK       |
|----------------------------|------------------|-----------|-----------|-------------|------------|-----------|----------|----------|----------|--------------|------------|------------|------------|------------|----------|------------|-----------|------------|-----------|----------|
| 2002                       | VSL Mets         | 3         | 5         | 2.43        | 12         | 11        | 0        | 0        | 0        | 55.2         | 53         | 25         | 15         | 1          | 2        | 16         | —         | 62         | 2         | 0        |
| 2003                       | Kingsport        | 3         | 3         | 2.32        | 12         | 12        | 0        | 0        | 0        | 62.0         | 47         | 19         | 16         | 2          | 4        | 8          | 0         | 65         | 1         | 0        |
|                            | Brooklyn         | 1         | 0         | 2.19        | 2          | 2         | 0        | 0        | 0        | 12.1         | 5          | 3          | 3          | 0          | 1        | 2          | 0         | 20         | 0         | 0        |
| 2004                       | Capital City     | 9         | 2         | 2.39        | 15         | 15        | 0        | 0        | 0        | 83.0         | 47         | 29         | 22         | 8          | 4        | 22         | 0         | 122        | 4         | 0        |
|                            | St. Lucie        | 2         | 3         | 1.22        | 9          | 9         | 1        | 1        | 0        | 44.1         | 27         | 9          | 6          | 0          | 3        | 14         | 1         | 62         | 0         | 1        |
|                            | Binghamton       | 1         | 1         | 4.50        | 2          | 2         | 0        | 0        | 0        | 12.0         | 10         | 6          | 6          | 0          | 0        | 5          | 0         | 16         | 0         | 0        |
| 2005                       | Binghamton       | 9         | 3         | 2.91        | 21         | 21        | 2        | 0        | 0        | 117.2        | 90         | 41         | 38         | 15         | 2        | 18         | 1         | 130        | 0         | 0        |
|                            | Norfolk          | 0         | 3         | 9.20        | 3          | 3         | 0        | 0        | 0        | 14.2         | 24         | 16         | 15         | 5          | 0        | 6          | 0         | 14         | 0         | 0        |
| 2006                       | Albuquerque      | 4         | 6         | 4.28        | 17         | 17        | 0        | 0        | 0        | 96.2         | 101        | 53         | 46         | 14         | 1        | 20         | 1         | 68         | 2         | 0        |
|                            | FLORIDA          | 1         | 1         | 9.57        | 15         | 1         | 0        | 0        | 0        | 26.1         | 46         | 28         | 28         | 7          | 0        | 9          | 1         | 20         | 0         | 0        |
| 2007                       | Tucson           | 8         | 4         | 4.04        | 17         | 17        | 0        | 0        | 0        | 93.2         | 83         | 47         | 42         | 11         | 1        | 38         | 0         | 60         | 5         | 1        |
|                            | ARIZONA          | 3         | 4         | 4.58        | 14         | 10        | 0        | 0        | 0        | 57.0         | 58         | 30         | 29         | 12         | 0        | 18         | 1         | 40         | 0         | 1        |
| 2008                       | ARIZONA          | 3         | 5         | 4.31        | 19         | 8         | 0        | 0        | 0        | 56.1         | 45         | 29         | 27         | 12         | 1        | 14         | 2         | 42         | 3         | 1        |
|                            | Tucson           | 3         | 3         | 4.80        | 11         | 11        | 0        | 0        | 0        | 60.0         | 64         | 34         | 32         | 7          | 0        | 8          | 0         | 67         | 2         | 0        |
| 2009                       | ARIZONA          | 3         | 10        | 5.82        | 23         | 17        | 0        | 0        | 0        | 89.2         | 102        | 62         | 58         | 19         | 0        | 34         | 1         | 74         | 3         | 0        |
|                            | Reno             | 0         | 1         | 6.89        | 5          | 5         | 0        | 0        | 0        | 15.2         | 21         | 13         | 12         | 4          | 0        | 5          | 0         | 13         | 0         | 0        |
| 2010                       | Tacoma           | 4         | 2         | 4.85        | 24         | 6         | 0        | 0        | 0        | 59.1         | 54         | 36         | 32         | 9          | 1        | 16         | 0         | 55         | 2         | 0        |
| 2011                       | Oaxaca (Mexico)  | 1         | 2         | 4.17        | 7          | 6         | 0        | 0        | 0        | 36.2         | 33         | 18         | 17         | 3          | 0        | 5          | 0         | 28         | 0         | 0        |
| 2012                       | Fresno           | 7         | 7         | 3.46        | 28         | 28        | 1        | 0        | 0        | 166.2        | 178        | 88         | 64         | 14         | 1        | 36         | 0         | 153        | 3         | 1        |
|                            | SAN FRANCISCO    | 0         | 0         | 3.86        | 1          | 1         | 0        | 0        | 0        | 4.2          | 7          | 2          | 2          | 0          | 0        | 4          | 0         | 1          | 1         | 0        |
| 2013                       | Fresno           | 5         | 6         | 4.52        | 15         | 15        | 1        | 0        | 0        | 87.2         | 92         | 45         | 44         | 16         | 0        | 13         | 0         | 91         | 1         | 0        |
|                            | AZL Giants       | 1         | 0         | 1.80        | 1          | 1         | 0        | 0        | 0        | 5.0          | 3          | 1          | 1          | 0          | 0        | 0          | 0         | 8          | 0         | 0        |
|                            | SAN FRANCISCO    | 4         | 1         | 3.56        | 8          | 7         | 1        | 1        | 0        | 48.0         | 46         | 19         | 19         | 4          | 0        | 11         | 1         | 47         | 0         | 0        |
| 2014                       | SAN FRANCISCO    | 5         | 5         | 3.69        | 39         | 12        | 1        | 0        | 0        | 117.0        | 97         | 51         | 48         | 12         | 1        | 22         | 5         | 133        | 0         | 0        |
| 2015                       | SAN FRANCISCO    | 1         | 1         | 3.67        | 42         | 1         | 0        | 0        | 1        | 76.0         | 75         | 32         | 31         | 11         | 1        | 15         | 2         | 59         | 3         | 0        |
| 2016                       | WASHINGTON       | 3         | 5         | 4.50        | 36         | 1         | 0        | 0        | 1        | 62.0         | 67         | 33         | 31         | 12         | 0        | 15         | 3         | 49         | 3         | 1        |
| 2017                       | LOS ANGELES (AL) | 5         | 2         | 2.76        | 60         | 1         | 0        | 0        | 4        | 91.1         | 69         | 32         | 28         | 9          | 1        | 18         | 4         | 101        | 0         | 0        |
| 2018                       | OAKLAND          | 7         | 3         | 3.00        | 74         | 0         | 0        | 0        | 0        | 93.0         | 76         | 32         | 31         | 13         | 0        | 18         | 4         | 76         | 1         | 0        |
| 2019                       | OAKLAND          | 5         | 3         | 2.71        | 80         | 0         | 0        | 0        | 0        | 83.0         | 57         | 25         | 15         | 11         | 0        | 10         | 0         | 71         | 2         | 0        |
| 2020                       | OAKLAND          | 2         | 1         | 1.66        | 26         | 0         | 0        | 0        | 0        | 21.2         | 19         | 4          | 4          | 3          | 0        | 5          | 0         | 17         | 0         | 0        |
| <b>Major League Totals</b> |                  | <b>42</b> | <b>41</b> | <b>3.93</b> | <b>437</b> | <b>59</b> | <b>2</b> | <b>1</b> | <b>6</b> | <b>826.0</b> | <b>764</b> | <b>379</b> | <b>361</b> | <b>125</b> | <b>4</b> | <b>193</b> | <b>24</b> | <b>730</b> | <b>16</b> | <b>3</b> |

## CAREER TRANSACTIONS

**2001** — Signed by the New York Mets organization as a non-drafted free agent, November 15. **2005** — Traded to the Florida Marlins with infielder Grant Psonas and first baseman Mike Jacobs for first baseman Carlos Delgado and cash considerations, November 24. **2007** — Traded to the Arizona Diamondbacks for pitcher Jorge Julio and cash considerations, March 27. **2009** — On the disabled list, May 9 to July 3; included rehabilitation assignment to Reno, June 8 to July 3. Claimed off waivers by the Seattle Mariners, November 4. **2010** — Released, March 17; re-signed by Seattle to a minor league contract, March 21. Elected free agency, November 6; re-signed by Seattle to a minor league contract, November 16. **2011** — Released, May 1. Signed by the San Francisco Giants to a minor league contract, November 28. **2015** — Granted free agency (contract non-tender), December 2; signed by the Washington Nationals, December 14. **2016** — Elected free agency, November 3. **2017** — Signed by the Los Angeles Angels to a minor league contract, February 15. Elected free agency, November 2; signed by the Oakland Athletics, December 7. **2018** — On the family medical emergency list, April 17 to 20. On the bereavement list, April 24 to 26. **2020** — Elected free agency, October 28. **2021** — Re-signed by the Athletics, February 19.

## WILD CARD RECORD

| Year          | Club/Opp.   | W        | L        | ERA         | G        | GS       | CG       | SHO      | SV       | IP                          | H        | R        | ER       | HR       | HB       | BB       | IBB      | SO       | WP       | BK       |
|---------------|-------------|----------|----------|-------------|----------|----------|----------|----------|----------|-----------------------------|----------|----------|----------|----------|----------|----------|----------|----------|----------|----------|
| 2018          | OAK vs. NYY |          |          |             |          |          |          |          |          |                             |          |          |          |          |          |          |          |          |          |          |
|               |             |          |          |             |          |          |          |          |          | (On roster – did not pitch) |          |          |          |          |          |          |          |          |          |          |
| 2019          | OAK vs. TB  | 0        | 0        | 3.38        | 1        | 0        | 0        | 0        | 0        | 2.2                         | 2        | 1        | 1        | 1        | 0        | 0        | 0        | 2        | 0        | 0        |
| 2020          | OAK vs. CWS | 0        | 0        | 7.71        | 2        | 0        | 0        | 0        | 0        | 2.1                         | 4        | 2        | 2        | 0        | 0        | 0        | 0        | 2        | 0        | 0        |
| <b>Totals</b> |             | <b>0</b> | <b>0</b> | <b>5.40</b> | <b>3</b> | <b>0</b> | <b>0</b> | <b>0</b> | <b>0</b> | <b>5.0</b>                  | <b>6</b> | <b>3</b> | <b>3</b> | <b>1</b> | <b>0</b> | <b>0</b> | <b>0</b> | <b>4</b> | <b>0</b> | <b>0</b> |

## DIVISION SERIES PITCHING RECORD

| Year          | Club/Opp.   | W        | L        | ERA         | G        | GS       | CG       | SHO      | SV       | IP         | H        | R        | ER       | HR       | HB       | BB       | IBB      | SO       | WP       | BK       |
|---------------|-------------|----------|----------|-------------|----------|----------|----------|----------|----------|------------|----------|----------|----------|----------|----------|----------|----------|----------|----------|----------|
| 2014          | SF vs. WAS  | 1        | 0        | 0.00        | 1        | 0        | 0        | 0        | 0        | 6.0        | 1        | 0        | 0        | 0        | 0        | 3        | 1        | 7        | 0        | 0        |
| 2020          | OAK vs. HOU | 0        | 0        | 18.00       | 3        | 0        | 0        | 0        | 0        | 2.0        | 4        | 4        | 4        | 1        | 1        | 1        | 1        | 2        | 0        | 0        |
| <b>Totals</b> |             | <b>1</b> | <b>0</b> | <b>4.50</b> | <b>4</b> | <b>0</b> | <b>0</b> | <b>0</b> | <b>0</b> | <b>8.0</b> | <b>5</b> | <b>4</b> | <b>4</b> | <b>1</b> | <b>1</b> | <b>4</b> | <b>2</b> | <b>9</b> | <b>0</b> | <b>0</b> |

### LEAGUE CHAMPIONSHIP SERIES PITCHING RECORD

| Year | Club/Opp.  | W | L | ERA  | G | GS | CG | SHO | SV | IP  | H | R | ER | HR | HB | BB | IBB | SO | WP | BK |
|------|------------|---|---|------|---|----|----|-----|----|-----|---|---|----|----|----|----|-----|----|----|----|
| 2014 | SF vs. STL | 1 | 0 | 0.00 | 1 | 0  | 0  | 0   | 0  | 3.0 | 1 | 0 | 0  | 0  | 0  | 1  | 0   | 4  | 0  | 0  |

### WORLD SERIES PITCHING RECORD

| Year | Club/Opp. | W | L | ERA  | G | GS | CG | SHO | SV | IP  | H | R | ER | HR | HB | BB | IBB | SO | WP | BK |
|------|-----------|---|---|------|---|----|----|-----|----|-----|---|---|----|----|----|----|-----|----|----|----|
| 2014 | SF vs. KC | 1 | 0 | 4.91 | 2 | 0  | 0  | 0   | 0  | 3.2 | 5 | 2 | 2  | 0  | 0  | 0  | 0   | 2  | 1  | 0  |

### WORLD BASEBALL CLASSIC PITCHING RECORD

| Year | Club      | W | L | ERA   | G | GS | CG | SHO | SV | IP  | H | R | ER | HR | HB | BB | IBB | SO | WP | BK |
|------|-----------|---|---|-------|---|----|----|-----|----|-----|---|---|----|----|----|----|-----|----|----|----|
| 2017 | Venezuela | 0 | 1 | 22.50 | 1 | 1  | 0  | 0   | 0  | 2.0 | 3 | 5 | 5  | 1  | 0  | 2  | 0   | 0  | 0  | 0  |

### PETIT'S CAREER BESTS

**Low Hit Complete Game:** 1, September 6, 2013 vs. Arizona

**Innings Pitched:** 9.0 (twice), last: September 9, 2014 vs. Arizona. As reliever: 5.1, July 23, 2013 vs. Cincinnati


**Strikeouts:** 10, September 1, 2013 at Arizona. As reliever: 7, July 23, 2013 vs. Cincinnati

**Pitches:** 108, August 4, 2009 at Pittsburgh

**Longest Winning Streak:** 5, May 16 to September 15, 2017

**Longest Losing Streak:** 7, September 2, 2008 to July 24, 2009

**Longest Scoreless Streak:** 17.0, August 20 to September 20, 2017

**INFIELDER/OUTFIELDER****Height/Weight:** 6-2 / 210**Bats/Throws:** Right / Right**Birthdate:** March 29, 1992**Opening Day Age:** 29**Birthplace/Resides:** Richmond, Virginia / Charlotte, North Carolina**Major League Service:** 4 years, 47 days**Obtained:** Selected in the Competitive Balance Round B of the 2013 First-Year Player Draft**Contract Status:** First year of a one-year contract through 2021 [Updated Stats](#)**CAREER HIGHLIGHTS**

The utility player has played every position in his career except pitcher and catcher...became the first player in Oakland history to start at least one game at seven different positions in 2018 and then did it again in 2019...was the first rookie in Oakland history to start at least one game at six different positions in 2017...had never played the outfield prior to 2017...in his big league career, he has played 114 games in left field, 84 at second base, 79 in right field, 40 at third base, 35 at shortstop, 16 in center field and three at first base...is a .244 career hitter with 44 home runs and 128 RBI in 367 games over five seasons with the A's...was named Texas League Player of the Year and the A's Organizational Hitter of the Year in 2015 at Midland...played in the Arizona Fall League in 2015 and was named to the AFL Top Prospects Team...was rated as the A's seventh-best prospect by *Baseball America* following the 2015 and 2016 seasons.

**2020 HIGHLIGHTS**

Played in just 24 games in his fifth season with the A's and batted .232 with two home runs and eight RBI...his batting average was a career-low...after starting games at seven different positions in each of the previous two seasons, he made a total of 12 starts at two different positions in 2020 (his first 10 at second base, his last two at third base)...hit .290 (9-for-31) with four of his five walks against right-handed pitchers (.371 on-base percentage) compared to .160 (4-for-25) against left-handers (.192 on-base percentage)...hit both of his home runs and collected five of his eight RBI against lefties...batted .111 in July, .226 in August and .313 in September...had a .286 batting average, both of his home runs and a .937 OPS on the road, compared to a .200 average with a .539 OPS in Oakland...hit .286 during the day, .179 at night...batted .292 with the bases empty, .188 with both of his home runs with runners on base...however, hit .267 with runners in scoring position and was 3-for-7 (.429) with RISP and two outs...went 1-for-3 (.333) with the bases loaded...was 1-for-32 in that situation in his career entering the season...hit .184 with a .514 OPS over innings 1-6, .333 with a 1.040 OPS in the seventh inning or later...committed one error and it came as a second baseman (.972 fielding percentage)...appeared in 13 games at second base, seven at third base, two in left field and one in right field...was 1-for-7 as a pinch hitter but the one hit was a two-run home run...is a .197 (13-for-66) career hitter in the pinch with three home runs and 10 RBI...made seven starts batting eighth and five hitting sixth.

**OAKLAND:** Made his second consecutive Opening Day start July 24 against Los Angeles (AL)...went 1-for-3 as the second baseman after going 2-for-4 with a double as the left fielder in 2019 against Seattle...started seven of the A's first 15 games at second base through Aug. 8 but just three of the next 17 prior to the arrival of Tommy La Stella on Aug. 29...made just two starts after that, both at third base...had a pinch hit home run in the third inning Aug. 16 at San Francisco...it was the third of his career with the previous two coming in 2019...remained in the game and ended up going 3-for-4 with a double and the home run...became the 12th non-starter in Oakland history with three hits in a game, the first since Seth Brown on Aug. 30, 2019...the seven total bases were second only to Mike Heath's eight when he homered twice on June 19, 1979 against Kansas City...the three hits were a season high and one of just two multiple hit games (two in the first game of the Sept. 8 doubleheader against Houston)...was batting .200 with two home runs and six RBI in 17 games when he was placed on the paternity list Aug. 25...was reinstated Aug. 31 and went 4-for-13 (.308) with an RBI in six games before he was placed on the



10-day injured list Sept. 13 with a strained right hamstring...was reinstated from the IL Sept. 27 for the final game of the season and went 1-for-3 with a walk and a RBI in an appearance at designated hitter that day against Seattle...then played in all seven postseason games and hit .318 (7-for-22) with a double, two home runs, seven RBI, three walks and a 1.021 OPS...the RBI matched the most by an Athletic in the postseason over the last 31 years (Sierra, 1992; Bradley, 2006) and tied for eighth most in Athletics history...made four starts at third base and one at designated hitter...went 3-for-9 (.333) with two RBI in three games in the ALWCS against Chicago...had a two-run single in the fifth inning of Game 3 to break a 4-4 tie in the A's series-clinching 6-4 win...was 4-for-13 (.308) with two home runs and five RBI in four games against Houston in the ALDS...homered in Games 2 and 3 and is one of 14 players in Athletics history to homer in back-to-back postseason games (was one of three in 2020)...had four RBI in Game 3, including the game-tying three-run home run in the seventh inning in a game the A's would go on to win 9-7...became the first A's third baseman with a four-RBI game in the postseason.

## CAREER

**2019**— Spent the entire season on the active roster for the first time in his career and batted .240 with 13 home runs and 47 RBI in 124 games...had career highs in runs (45), hits (82), doubles (21), RBI, extra base hits (34), games and at bats (341)...started at least one game at seven different positions for the second consecutive season (38 in left field, 22 in right field, 12 at second base, eight at third base, one in center field, one at first base and one at designated hitter)...is the only player in Oakland history to start at least one game at seven positions in one season...also appeared in three games at shortstop and the only positions he didn't play were pitcher and catcher...committed two errors in 21 games at second base, two in 17 games at third and one in 34 games in right field...was also 5-for-23 (.217) with two home runs and six RBI as a pinch hitter...led American League pinch hitters in plate appearances (26), tied for the lead in home runs and tied for third in hits and RBI...hit .253 with seven home runs, 27 RBI and a .748 OPS against left-handed pitchers compared to .230 with six home runs, 20 RBI and a .667 OPS against right-handers...had a .238 batting average with a .702 OPS at home, .242 with a .710 OPS on the road...batted .210 with the bases empty, .275 with nine of his 13 home runs with runners on base...went 0-for-13 with a walk and a RBI with the bases loaded...had eight home runs and 27 RBI in 64 games before the All-Star Break, five home runs and 20 RBI in 60 games after the break...batted .214 with three home runs and 20 RBI in 57 games against AL West teams, .268 with 10 home runs and 27 RBI in 67 games against all other competition...averaged 4.20 plate appearances per strikeout, which was the best mark of his career...started games at every spot in the order except first and fourth...made his first career Opening Day start on March 20 against Seattle in Tokyo and went 2-for-4 as the A's left fielder...also started the next day in left and went 1-for-2...had three straight multiple hit games April 9-11 and April 22-24...had his first career game-ending RBI April 24 against Texas, a RBI single in the bottom of the ninth inning...was hitting .320 with three home runs and 11 RBI over his first 24 games through April 24...batted .306 with three home runs and 10 RBI in 23 games in April...it was the fourth time he hit .300 in a month in his career, the second time in April...is a .305 career hitter in April, which is his best mark for any month of the season...homered in back-to-back games on May 17 and 18 at Detroit...went 1-for-3 the next day against the Tigers in a game that was suspended in the bottom of the seventh inning...hit a two-run home run in the ninth inning when play resumed in Oakland on Sept. 6, giving him a home run in three consecutive games for the first time in his career...grounded into his first double play of the season May 18 at Detroit, snapping a career-high 86-game streak without a GIDP dating back to June 29, 2018...snapped a 0-for-12 streak as a pinch hitter June 18 against Baltimore with his first career pinch home run...it was his first pinch hit since Sept. 9, 2018...added a second pinch homer Aug. 3 against St. Louis...had a career-high eight-game hitting streak from Aug. 1 to 11...went 9-for-20 (.450) with three doubles, three home runs and seven RBI during the streak...the streak also represented a career-high eight-game reaching base streak and he had an extra base hit in four straight games from Aug. 7-11, which was the best streak of his career...had his first career four strikeout game Aug. 13 at San Francisco...hit .283 over his final 15 contests...was on the A's AL Wild Card roster for the second consecutive year but did not play for the second straight year.

**2018**—Batted .258 with 13 home runs and 27 RBI in 110 games in a season interrupted by two stints on the disabled list...the average was a career high as was his .332 on-base percentage and

.769 OPS...became the first player in Oakland history to start at least one game at seven different positions (49 in left field, 13 at second base, five in right field, four at third base, three at shortstop, two in center field and one at first base)...hit .289 with an .835 OPS against left-handed pitchers, .233 with a .713 OPS against righties...hit .136 with runners in scoring position, which was third lowest in the AL among players with at least 70 plate appearances with RISP...batted .311 with a .378 on-base percentage when leading off an inning...hit .456 with six doubles, a triple, six home runs and 12 RBI (.912 slugging percentage) when putting the first pitch in play...batted .325 in interleague play...committed six errors, including two in 73 games in the outfield, two in three games at shortstop and two in 16 games at third base...went 3-for-19 (.158) with a RBI, three walks and eight strikeouts as a pinch hitter...tied for third among AL pinch hitters in strikeouts and tied for fourth in plate appearances (22)...started games in every spot in the batting order except third and fourth...hit eighth 22 times and second 21 times...was on the A's Opening Day roster and went 4-for-13 (.308) with a home run and RBI in four games before he was placed on the 10-day disabled list April 7 retroactive to April 6 with a hyperextended left knee...had a two-game rehab assignment with Single-A Stockton on April 14 and 15 and was reinstated from the DL April 16...hit .303 with four home runs and 11 RBI over a 23-game stretch from April 22 to May 26...made his first Major League appearance at third base May 7 against Houston and his first start at that position May 18 at Toronto...hit his first career grand slam May 19 at Toronto...it was his second career four-RBI game (Sept. 9, 2017 vs. Houston, 2nd game)...started a season-high eight consecutive games from May 25-June 1 (four in left field, three at shortstop, one at second base)...went 16-for-46 (.348) with four home runs and nine RBI over a 15-game stretch from June 26 to July 23...had a season-high seven-game hitting streak from July 11 to 23 (10-for-25, .400)...was placed on the 10-day disabled list July 29 retroactive to July 28 with a left elbow laceration...did not have a rehab assignment before he was reinstated from the DL Aug. 7...hit .323 over his final 28 contests beginning Aug. 22...homered Sept. 8 against Texas to snap a career-high 29-game homerless streak...it was his first home run since July 13 at San Francisco...made his professional debut at first base with a start on Sept. 29 at Los Angeles (AL)...batted .286 in 20 games in September...was on the A's Wild Card roster but did not play.

**2017**—The A's rookie utility player batted .238 with 15 home runs and 42 RBI in 87 games...ranked ninth among American League rookies in home runs and RBI and 10th in extra base hits (31)...started 28 games in right field, 18 at shortstop, 13 at second base, seven at designated hitter, four in center field and two in left field to become the first rookie in Oakland history to start at least one game at six different positions...the last A's rookie to start a game at five positions prior to him was Luis奎因ones in 1983...entered the season with no professional experience in the outfield...had 92 strikeouts and 18 walks in 309 plate appearances...based on a minimum of 300 plate appearances, he had the seventh fewest plate appearances per strikeout in Oakland history (3.36) and the 10th highest strikeout-to-walk ratio (5.11)...batted .247 against left-handed pitching compared to .234 with 12 of his 15 home runs against right-handers...had 10 of his 15 home runs and 28 of his 42 RBI at home...had 11 home runs and 27 RBI in 37 day games...committed four errors in 22 games at shortstop (.952 fielding percentage) and one in 16 games at second base (.983)...also made one error in 35 games as a right fielder and had a .987 fielding percentage in 41 games overall in the outfield...started games at every spot in the batting order except leadoff and cleanup...began the season at Triple-A Nashville and was batting .324 in nine games when he was promoted to Oakland April 16...hit .308 with six home runs and 13 RBI over a 20-game stretch from April 29 to May 31...made his professional debut in the outfield May 7 against Detroit with a start in right field...also stole the first base of his career in that game...had his first career two-homer game May 31 at Cleveland...finished May with a .304 batting average in 18 games...began June with a career-high 0-for-13 streak...started in right field June 15 against New York (AL) and moved to shortstop in the eighth inning...became the third player in Oakland history to play right field and shortstop in the same game (Tony Phillips, July 4, 1989 vs. Kansas City; Bill Almon, six times from 1983-84)...did it again Aug. 21 at Baltimore...was placed on the disabled list June 24 with a strained left hamstring and went 5-for-27 (.185) on an eight-game rehab assignment with Nashville from July 18 to 30 before he was reinstated from the DL July 31...made 28 of his 33 starts following his return in the outfield (24 in right field, four in center field, one in left field)...had his first career four-hit game Aug. 6 at Los Angeles (AL)...connected for his second career two-homer game Aug. 26 against Texas...had a career-high four RBI and his third career two-homer game in the second game of the Sept. 9 doubleheader against Houston.

**2016**—Made both his Triple-A and Major League debuts in 2016...hit .256 with 14 home runs and 51 RBI in 107 games with Nashville and .235 with a home run and four RBI in 22 games with Oakland...batted .152 over his first 12 games with the A's, .389 over his final 10 contests...made nine of his 12 starts against left-handed pitchers...hit .286 with his lone home run against lefties compared to .174 against righties...had a .333 batting average with runners on base...went 3-for-7 (.429) with a double and RBI as a pinch hitter...appeared in 13 games (nine starts) at second base and seven games (three starts) at shortstop...committed three errors as a second baseman (.914 fielding percentage) and none in 16 chances as a shortstop...was selected from Nashville Aug. 19 and made his debut with a start at second base the next day at Chicago (AL)...went 0-for-4...singled off José Quintana at Chicago (AL) on Aug. 21 for his first big league hit...had a RBI single in the third inning Aug. 23 against Cleveland for his first RBI...hit his first home run Sept. 29 at Seattle, a solo shot off Ariel Miranda to lead off the sixth inning...was rated as the A's No. 7 prospect by *Baseball America* following the season...was a Pacific Coast League Midseason All-Star...ranked eighth in the A's farm system in runs (72), tied for eighth in home runs (14) and ninth in slugging (.425)...had a .311 batting average, .414 on-base percentage and .568 slugging percentage when leading off an inning (.981 OPS)...committed 29 errors in 98 games at shortstop for a .931 fielding percentage...did not make an error in four games at second base...went 4-for-4 on May 14 against Fresno and May 19 against Sacramento...batted .352 with 30 runs scored over a 25-game stretch from May 22 to June 18...had a season-best 12-game hitting streak from May 22 to June 4 (21-for-54, .389)...started at shortstop for the Pacific Coast League All-Stars in the Triple-A All-Star Game against the International League in Charlotte, NC on July 13 and went 0-for-2...hit two home runs and drove in a season-high four runs July 16 at El Paso.

**2015**—Was named Texas League Player of the Year and the A's Organizational Hitter of the Year after batting .317 with 15 home runs and 86 RBI in 117 games with Double-A Midland...led the TL in RBI and total bases (232), ranked second in batting and slugging (.486), third in hits (151) and OPS (.847), tied for third in hit by pitches (8) and fifth in doubles (32)...was a TL Midseason and Postseason All-Star...led the A's farm system in batting, ranked second in RBI, third in slugging and total bases, fourth in hits and fifth in home runs...batted .361 during the day, .352 against left-handed pitching, .332 after the All-Star Break, .327 with runners in scoring position and .324 on the road...had a .371 batting average in June, .336 in July and .333 in August...appeared exclusively at shortstop on defense and led TL shortstops in games (112), total chances (474), putouts (181), assists (267), double plays (61) and errors (26)...connected for grand slams on May 22 at Corpus Christi and Aug. 5 against Frisco...had an 18-game hitting streak from July 6 to 25, which tied for the longest hitting streak in the TL in 2015...went 30-for-73 (.411) with 19 RBI during the streak...batted .362 with 36 RBI while hitting safely in 34 of 35 games from July 6 to Aug. 13...had a 21-game road hitting streak from July 8 to Aug. 21, which was the longest in the TL (33-for-97, .340)...went 2-for-13 (.154) with a double and RBI in three postseason games with the RockHounds before going on the disabled list Sept. 12 with a strained left hamstring...missed the remainder of the playoffs...played for Mesa in the Arizona Fall League following the season and hit .235 with four home runs and nine RBI in 13 games...tied for fourth in the AFL in home runs...played in the AFL Fall Stars Game and was named to the AFL Top Prospects Team at second base...was rated as the A's seventh best prospect by *Baseball America* following the season.

**2014**—Spent his first full professional season at Single-A Stockton and hit .288 with 13 home runs and 55 RBI in 94 games...tied for eighth in the California League in doubles (32)...ranked fourth in the A's farm system in doubles and fifth in slugging (.489)...hit .335 at home and .307 against left-handed pitching...appeared in 76 games at second base, 14 at shortstop and three at third base...committed 14 errors as a second baseman for a .960 fielding percentage...also made one error each at shortstop and third base...hit .324 with seven of his 13 home runs and 21 of his 55 RBI in 24 games in April...was on the disabled list from July 1 to 13 with a sprained right ankle...went 2-for-8 (.250) with a RBI in two postseason games.

**2013**—Made his professional debut with Vermont of the Short-Season New York/Penn League and batted .200 with three home runs and eight RBI in 42 games...committed eight errors in 33 games at shortstop for a .944 fielding percentage...also made one error in two games as a third baseman...went 0-for-4 in his professional debut June 19 at Tri-City...then homered the next day

against Connecticut for his first professional hit...was on the disabled list from July 23 to Aug. 8 with a strained left oblique.

## PERSONAL/MISCELLANEOUS

Chadwick Hudson Pinder was originally signed by A's scout Neil Avent...graduated from Poquoson (VA) High School...attended Virginia Tech University and graduated in 2016...as a junior in 2013, was selected to the Blacksburg Regional All-Tournament Team, ACC All-Tournament Team, and All-ACC first team...also earned All-ACC Academic Team honors in 2011 and 2012...is married, Taylor, and has one child, Christopher.

### LIFETIME PLAYING RECORD

| Year                       | Club      | AVG         | G          | AB          | R          | H          | 2B        | 3B       | HR        | RBI        | SH       | SF       | HP        | BB        | SO         | SB       | CS       | OBP         | SLG         | E         |
|----------------------------|-----------|-------------|------------|-------------|------------|------------|-----------|----------|-----------|------------|----------|----------|-----------|-----------|------------|----------|----------|-------------|-------------|-----------|
| 2013                       | Vermont   | .200        | 42         | 140         | 14         | 28         | 4         | 0        | 3         | 8          | 0        | 3        | 6         | 12        | 41         | 1        | 0        | .286        | .293        | 9         |
| 2014                       | Stockton  | .288        | 94         | 403         | 61         | 116        | 32        | 5        | 13        | 55         | 1        | 2        | 8         | 22        | 99         | 12       | 9        | .336        | .489        | 16        |
| 2015                       | Midland   | .317        | 117        | 477         | 71         | 151        | 32        | 2        | 15        | 86         | 4        | 5        | 8         | 28        | 103        | 7        | 5        | .361        | .486        | 26        |
| 2016                       | Nashville | .258        | 107        | 426         | 72         | 110        | 23        | 3        | 14        | 51         | 1        | 4        | 9         | 25        | 108        | 5        | 1        | .310        | .425        | 29        |
|                            | OAKLAND   | .235        | 22         | 51          | 4          | 12         | 4         | 0        | 1         | 4          | 0        | 1        | 0         | 3         | 14         | 0        | 0        | .273        | .373        | 3         |
| 2017                       | Nashville | .266        | 17         | 64          | 3          | 17         | 2         | 1        | 1         | 2          | 0        | 0        | 1         | 6         | 23         | 2        | 1        | .338        | .375        | 3         |
|                            | OAKLAND   | .238        | 87         | 282         | 36         | 67         | 15        | 1        | 15        | 42         | 0        | 3        | 5         | 18        | 92         | 2        | 1        | .292        | .457        | 6         |
| 2018                       | OAKLAND   | .258        | 110        | 298         | 43         | 77         | 12        | 1        | 13        | 27         | 2        | 0        | 6         | 27        | 88         | 0        | 2        | .332        | .436        | 6         |
|                            | Stockton  | .286        | 2          | 7           | 1          | 2          | 1         | 0        | 1         | 1          | 0        | 0        | 1         | 1         | 1          | 0        | 0        | .444        | .857        | 0         |
| 2019                       | OAKLAND   | .240        | 124        | 341         | 45         | 82         | 21        | 0        | 13        | 47         | 1        | 3        | 5         | 20        | 88         | 0        | 1        | .290        | .416        | 5         |
| 2020                       | OAKLAND   | .232        | 24         | 56          | 8          | 13         | 3         | 0        | 2         | 8          | 0        | 0        | 0         | 5         | 13         | 0        | 0        | .295        | .393        | 1         |
| <b>Major League Totals</b> |           | <b>.244</b> | <b>367</b> | <b>1028</b> | <b>136</b> | <b>251</b> | <b>55</b> | <b>2</b> | <b>44</b> | <b>128</b> | <b>3</b> | <b>7</b> | <b>16</b> | <b>73</b> | <b>295</b> | <b>2</b> | <b>4</b> | <b>.302</b> | <b>.430</b> | <b>21</b> |

### CAREER TRANSACTIONS

**2013** — Selected by the Oakland Athletics organization in the Competitive Balance Round B of the First-Year Player Draft. **2017** — On the disabled list, June 24 to July 30; included rehabilitation assignment to Nashville, July 18 to 30. **2018** — On the disabled list, April 6 to 15; included rehabilitation assignment to Stockton, April 14 to 15. On the disabled list, July 28 to August 6. **2020** — On the paternity list, August 25 to 30. On the injured list, September 13 to 26.

### WILD CARD RECORD

| Year | Club/Opp.   | AVG. | G | AB | R | H | 2B | 3B | HR | RBI | SH | SF | HP | BB | SO | SB | CS | OBP  | SLG  | E |
|------|-------------|------|---|----|---|---|----|----|----|-----|----|----|----|----|----|----|----|------|------|---|
| 2018 | OAK vs. NYY |      |   |    |   |   |    |    |    |     |    |    |    |    |    |    |    |      |      |   |
|      |             |      |   |    |   |   |    |    |    |     |    |    |    |    |    |    |    |      |      |   |
| 2019 | OAK vs. TB  |      |   |    |   |   |    |    |    |     |    |    |    |    |    |    |    |      |      |   |
|      |             |      |   |    |   |   |    |    |    |     |    |    |    |    |    |    |    |      |      |   |
| 2020 | OAK vs. CWS | .333 | 3 | 9  | 0 | 3 | 0  | 0  | 0  | 2   | 0  | 0  | 0  | 1  | 2  | 0  | 0  | .400 | .333 | 0 |

### DIVISION SERIES RECORD

| Year | Club/Opp.   | AVG. | G | AB | R | H | 2B | 3B | HR | RBI | SH | SF | HP | BB | SO | SB | CS | OBP  | SLG  | E |
|------|-------------|------|---|----|---|---|----|----|----|-----|----|----|----|----|----|----|----|------|------|---|
| 2020 | OAK vs. HOU | .308 | 4 | 13 | 2 | 4 | 1  | 0  | 2  | 5   | 0  | 1  | 0  | 2  | 4  | 0  | 0  | .375 | .846 | 0 |

### PINDER'S CAREER BESTS

Hits: 4, August 6, 2017 at Los Angeles (AL)

Home Runs: 2 (three times); September 9, 2017 vs. Houston (2nd game); August 26, 2017 vs. Texas; May 31, 2017 at Cleveland

Runs Batted In: 4 (twice), last: May 19, 2018 at Toronto. Note: Also had 4 RBI in Game 3 of the 2020 ALDS vs. Houston, October 7, 2020

Stolen Bases: 1 (twice), last: September 20, 2017 at Detroit

Hitting Streak: 8, August 1 to 11, 2019

Hitless Streak (At Bats): 13, June 1 to 4, 2017

Game Ending RBI: 1, April 24, 2019 vs. Texas (single)

Grand Slams: 1, May 19, 2018 at Toronto (Tyler Clippard)

Pinch-Hit Home Runs: 3, August 16, 2020 at San Francisco (Wandy Peralta); August 3, 2019 vs. St. Louis (Tyler Webb); June 18, 2019 vs. Baltimore (Dan Straily)

Inside-The-Park Home Runs: None.

Lead Off Home Runs: None.

**OUTFIELDER****Height/Weight:** 6-4 / 211**Bats/Throws:** Right / Right**Birthdate:** January 14, 1991**Opening Day Age:** 30**Birthplace/Resides:** Pleasanton, California / Danville, California**Major League Service:** 5 years, 76 days**Obtained:** Acquired from St. Louis for Yairo Muñoz and minor leaguer Max Schrock, December 14, 2017**Contract Status:** Fifth year of a six-year contract through 2022 with a club option for 2023
[@spiscotty](#) [Updated Stats](#)
**CAREER HIGHLIGHTS**

The Pleasanton native and Stanford grad spent the first six seasons of his professional career in the St. Louis organization before he was traded to the A's following the 2017 season...is a .255 hitter with 45 home runs and 161 RBI in 289 games in three seasons with Oakland after batting .268 with 38 home runs and 163 RBI in 323 games in three years with St. Louis...has played in the postseason three times (2015, 18, 20) and is a .269 (7-for-26) hitter with three home runs and six RBI in eight games...had career highs in doubles (41), home runs (27), RBI (88) and extra base hits (68) in his first season with Oakland in 2018...was named the Cardinals organization Minor League Player of the Year in 2015...was rated as the Cardinals 10th-best prospect by *Baseball America* following the 2012 season, fourth-best following 2013 and third-best following 2014...played in the Arizona Fall League in 2013 and was named to the AFL All-Prospects Team.

**2020 HIGHLIGHTS**

Batted .226 with five home runs and 29 RBI in 45 games in his third season with Oakland and the sixth of his career...the batting average was a career low as were his on-base percentage (.271), slugging percentage (.358) and OPS (.629)...however, his average of 5.48 at bats per RBI was the best mark of his career and he hit .304 with runners in scoring position...is a .315 career hitter with RISP...was a perfect 4-for-4 in stolen bases attempts and is now 8-for-8 as an Athletic...walked just nine times and had 53 strikeouts...his average of 19.00 plate appearances per walk was the highest of his career and his average of 3.23 plate appearances per strikeout was the lowest...hit .118 with no RBI in five games in July, .289 with five home runs and 26 RBI in 24 games in August and .154 with no home runs and three RBI in 16 games in September...batted .229 (11-for-48) against left-handed pitching compared to .225 (25-for-111) with all five of his home runs and 25 of his 29 RBI against right-handers...had a .444 batting average with runners in scoring position and two outs and has a .335 career average in that situation...was 3-for-5 (.600) with a double, two home runs and 11 RBI with the bases loaded...tied for the Major League lead in grand slams...also tied for the lead in extra base hits with the bases loaded and tied for eighth in RBI...now has a .408 (20-for-49) career average with the bases loaded with five doubles, four home runs and 50 RBI...has a .755 slugging percentage and 1.151 OPS...hit .256 with four of his five home runs on the road, .195 in Oakland...batted .279 at night, .164 during the day...had a .135 average with two strikes...started a team-leading 44 games in right field and did not commit an error in 75 total chances...now has a 192-game errorless streak dating back to his last miscue on July 24, 2018 at Texas...that is the second longest errorless streak by an outfielder in Athletics history and is 17 short of the record of 209 held by Ryan Sweeney (Aug. 17, 2009-Sept. 14, 2011)...made a team-leading 23 starts batting seventh where he hit .167...batted .284 in all other spots in the order...averaged a career-low 3.44 pitches per plate appearance.

**LONGEST ERRORLESS STREAKS BY AN ATHLETICS OUTFIELDER**

|     |  |
|-----|--|
| 209 | Ryan Sweeney, August 17, 2009-September 14, 2011 |
| 192 | Stephen Piscotty, July 25, 2018-present          |
| 187 | Al Simmons, June 27, 1928-August 5, 1929         |
| 176 | Robbie Grossman, March 21, 2019-present          |
| 165 | Jermaine Dye, September 25, 2002-August 6, 2004  |

**OAKLAND:** Made his fifth consecutive Opening Day start in right field on July 24 against Los Angeles-AL (three with Oakland, two with St. Louis)...had three straight two-hit games from Aug. 1-4 (6-for-12, .500)...the two hits were a season-high (12 times)...had two hits in the fifth inning Aug. 3 at Seattle to become the first Athletic with two hits in an inning since Matt Chapman on Sept. 21, 2019 against Texas...had the A's second walk-off grand slam of the season and the ninth in Oakland history on Aug. 4 against Texas...it was his second career walk-off home run (May 8, 2019 vs. Cincinnati)...was batting .217 with a home run and seven RBI over his first 13 games through Aug. 10...then hit .310 with four home runs and 19 RBI over his next 15 contests...slugged three of his five home runs over a four-game stretch from Aug. 12-16...hit his second grand slam of the season and the fourth of his career on Aug. 14 at San Francisco (had two in 2016 with St. Louis)...both of his grand slams in 2020 came in the ninth inning and he is the 14th player in Major League history (first Athletic) with two ninth inning grand slams in the same season...tied for second in the majors in RBI in the ninth inning (8)...went 4-for-11 (.364) with two home runs and nine RBI in the three-game series at San Francisco Aug. 14-16...became the second Athletic with nine RBI in a three-game series over the last seven years...he also did it on Sept. 18-20, 2018 against Los Angeles (AL)...had a career-high tying five RBI on the 16th (sixth time, last: April 4, 2019 vs. Boston)...doubled on Aug. 25 at Texas for his last extra base hit of the season...finished the year with an 18-game streak without an extra base hit, which is the longest such streak of his career...batted .289 with five home runs and 26 RBI in 24 games in August...the RBI were his most ever in a month...they were third most in the majors in August and seventh most in Oakland history...they were the most since Eric Chavez had 30 in 2002...is a .282 career hitter with 24 home runs and 83 RBI in 135 games in August, all of which are his best marks for any month of the season...then hit .154 with three RBI in 16 games in September...played in just four of the A's 13 games from Sept. 8-18 due originally to left wrist soreness and then a sprained knee...went 1-for-12 over that span...then started eight of the final nine games and went 3-for-26 (.115)...started just three of the A's seven postseason games, all in right field, and was 1-for-7 (.143) with a strikeout.

## CAREER

**2019**—Was limited to 93 games due to two stints on the injured list and batted .249 with 13 home runs and 44 RBI...was out from June 30 to Aug. 2 with a sprained right knee and Aug. 25 to Sept. 25 with a sprained right ankle...batted .360 with six home runs against left-handed pitchers compared to .214 with seven home runs against right-handers...had a 1.019 OPS against lefties, .627 against righties...hit .305 with an .862 OPS at home, .197 with a .586 OPS on the road...batted .247 with runners in scoring position, but that improved to .361 with RISP and two outs...10 of his 13 home runs were solo shots...hit .319 with two outs, a combined .214 with no outs or one out...started 90 games in right field and did not commit an error in 170 total chances...the total chances were sixth most in the American League and the majors among outfielders with no errors and fifth most in Athletics history...also made two starts at designated hitter and was 0-for-1 as a pinch hitter...started games in every spot in the order from third through seventh, including 26 starts batting fifth and sixth and 24 in the three spots...hit .302 with six home runs and 18 RBI batting sixth...made his fourth consecutive Opening Day start in right field on March 20 against Seattle in Tokyo and hit his first home run of the season...went 4-for-4 with a double, home run, walk and five RBI on April 4 against Boston...matched his career high in hits (fourth time) and RBI (fifth time)...added his fifth career four-hit game April 23 against Texas...played in the 500th game of his career on April 24 against Texas...reached base safely in a career-high 25 consecutive games from April 28 to May 29...hit .280 with a .357 on-base percentage during the streak...had his first career game-ending RBI May 8 against Cincinnati, a walk-off home run in the bottom of the 13th...hit safely in a season-high eight consecutive games from May 12 to 20 (11-for-32, .344)...had his second career four-strikeout game May 13 at Seattle...collected his 500th career hit May 16 at Detroit when he went 1-for-3 with three walks and three runs scored...it was the first three-walk game of his career and the three runs matched his career high...had successful surgery June 13 to remove a melanoma from his right ear...the procedure was performed by Dr. Brian Parrett at the California Pacific Medical Campus...went on the injured list June 30 with a sprained right knee...it was his third career stint on the IL...began a five-game rehab assignment with Triple-A Las Vegas July 27 and went 7-for-23 (.304) with a home run, three RBI and two walks before he was reinstated from the IL Aug. 3...hit .304 with four home runs and 10 RBI in 16 games before returning to the IL Aug. 26, retroactive to Aug. 25, with a sprained right ankle...



was reinstated Sept. 26 but appeared in just one of the A's final four games, going 0-for-4 with a strikeout in a start in right field in the final game on Sept. 29 at Seattle...was not on the roster for the AL Wild Card game.

**2018**—Batted .267 with 41 doubles, 27 home runs and 88 RBI in 151 games in his first season with Oakland...had career highs in doubles, home runs, RBI, extra base hits (68), total bases (268), sacrifice flies (5) and grounded into double plays (21) and matched his high in hit by pitches (12)...his 41 doubles tied for ninth in the American League...tied for second in the AL and tied for ninth in Oakland history in grounded into double plays...tied for sixth in the AL in hit by pitches...hit .236 with 14 doubles, three home runs, 24 RBI and a .350 slugging percentage over his first 58 games through June 12...then batted .286 with 27 doubles, 24 home runs, 64 RBI and a .574 slugging percentage over his final 93 games beginning June 13...ranked second in the AL in extra base hits from June 13 through the end of the season, tied for second in home runs, fourth in slugging, fifth in OPS (.926), tied for fifth in doubles and tied for seventh in RBI...batted .279 against right-handed pitchers, .241 against left-handers...hit 17 of his 27 home runs on the road but had 29 of his 41 doubles at home...set an Oakland record for doubles in the Coliseum, breaking the previous mark of 25 by Jed Lowrie in 2017...ranked second in the AL in doubles in the seventh inning or later (18), fourth in slugging (.593), tied for fourth in home runs (12) and seventh in OPS (.953)...batted .311 with runners in scoring position...hit .303 with a .598 slugging percentage when leading off an inning...appeared exclusively in right field where he played in 151 games, including 148 starts...the games played tied for second most in Oakland history by a right fielder (Tony Armas, 153 in 1990) and the games started were third most...committed three errors and his .989 fielding percentage was fifth best in Oakland history by a right fielder...tied the Oakland record for doubles by a right fielder (Ben Grieve, 1998)...also went 0-for-1 with a walk and strikeout as a pinch hitter...started games in every spot in the batting order except first and ninth for the second consecutive season...made a team-leading 64 starts batting sixth and hit .299 with 17 doubles, 19 home runs and 52 RBI from the six spot...led Major League six hitters in home runs, RBI and extra base hits (36) and tied for the lead in doubles...the home runs tied for second most in Oakland history (Steinbach, 20 in 1996)...averaged 5.31 plate appearances per strikeout, which was the best mark of his career...was the A's Opening Day starter in right field...was hit by a pitch twice on April 24 at Texas to tie an Oakland record...was placed on the bereavement list May 11 following the passing of his mother, Gretchen...was reinstated May 15 and homered over the Green Monster on a 0-2 pitch in his first at bat following his return that night at Boston...reached base safely in 23 consecutive games from May 31 to June 26...hit .316 with a .411 on-base percentage during the streak...batted .303 in June...tied an Oakland record with three doubles on July 4 against San Diego...homered in a career-high four consecutive games from July 7-10 and hit .306 with seven home runs and 14 RBI over a 14-game stretch from July 7-24...tied for fourth in the AL in home runs in July (8), tied for fifth in extra base hits (16) and tied for sixth in doubles (8)...the home runs are his most ever in a month...doubled off Bartolo Colon in the second inning Aug. 20 against Texas for his 100th career double...that began a 29-game stretch through Sept. 20 where he hit .343 with seven doubles, 11 home runs, 32 RBI and a .713 slugging percentage...had a career-high and A's season-high tying 14-game hitting streak from Aug. 29 to Sept. 13...hit .373 (19-for-51) with six home runs and 18 RBI during the streak...had two home runs and five RBI Sept. 2 against Seattle...it was his third career two-homer game and his third career five-RBI game...his fourth five-RBI game came on Sept. 20 against Los Angeles (AL)...hit .310 with 21 runs, five doubles, eight home runs and 25 RBI in 25 games in September...led the AL in RBI, tied for third in runs and tied for fourth in home runs...the RBI were the most by an Athletic in September since Frank Thomas had 31 in 2006...the runs were most ever in a month and the home runs matched his most (July, 2018)...went 0-for-3 with a walk in a start in right field in the Wild Card game at New York on Oct. 3.

**2017**—Batted .235 with nine home runs and 39 RBI in 107 games in a season interrupted by two stints on the disabled list...missed a total of 28 games due to injuries and another five for personal reasons...drew a career-high 52 walks for a .342 on-base percentage...was 3-for-9 (33.3%) in stolen base attempts...batted .235 with eight of his nine home runs against right-handed pitchers, .234 against left-handers...hit .260 with eight of his nine home runs on the road...hit .284 with five of his nine home runs and 19 of his 39 RBI in the seventh inning or later...batted .333 with three of his nine home runs in the ninth inning...four of his nine home runs either tied the



game or put the Cardinals ahead...made 92 starts, all in right field...committed two errors in 99 games overall in the outfield (.988 fielding percentage) and had five assists...went 4-for-7 (.571) with two walks, a hit by pitch, a double and two RBI as a pinch hitter...started games at every spot in the order except first and ninth and made his most starts batting third (32)...was the Cardinals Opening Day starter in right field for the second consecutive season...signed a six-year contract through the 2022 season with a club option for 2023 on April 3...matched his career high with five RBI April 12 at Washington...was placed on the 10-day disabled list May 5 with a strained right hamstring...was sent to Double-A Springfield May 16 on a rehab assignment and played in three games before he was reinstated from the DL May 20...missed five games from May 26-30 for personal reasons...committed his second and final error of the season June 4 at Chicago (NL)...finished the season with a 65-game errorless streak...had his second career two-homer game June 18 at Baltimore...was placed on the 10-day disabled list July 15 with a strained right groin...was sent to Single-A Peoria on a rehab assignment July 27 and appeared in four games before he was reinstated from the DL Aug. 1...was optioned to Triple-A Memphis Aug. 7...hit .313 with four home runs, seven RBI and six walks (.421 on-base percentage) in eight games with the Redbirds before returning to St. Louis for good Aug. 20...snapped a career-high 0-for-19 streak Sept. 30 against Milwaukee with an eighth inning game-tying two-run single to complete the Cardinals largest comeback of the season...overcame a 6-0 deficit and he later scored the winning run in a 7-6 St. Louis win.

**2016**—Began the season on the Cardinals Opening Day roster and played in a team high 153 games, making 136 starts in right field and nine starts in center field...was selected as the Cardinals nominee for the Hank Aaron Award which is given annually to the top hitter in each league...chosen as the Cardinals representative for the MLBPA “Heart and Hustle” Award...led the Cardinals with 153 games, 582 at bats, 86 runs scored, 85 RBI, 10 game-winning RBI, 266 total bases and 12 hit by pitch...tied for the team lead with seven stolen bases...ranked second in the National League with a .363 batting average with runners in scoring position (Prado, MIA, .368)...hit two grand slams during the season, the first off Max Scherzer at Washington on May 27 and the second off Blaine Boyer against Milwaukee on July 3...batted .455 (5-for-11) with bases loaded in 2016 and was one of 17 players with multiple grand slams...matched his career-high with four hits twice (April 27 at Arizona and May 8 against Pittsburgh)...had a nine-game hitting streak from Sept. 3-11, batting .379 (11-for-29) during the streak...batted .346 during the month of May, ranking 10th in the National League in average and sixth in hits (36)...smashed a go-ahead three-run home run in the eighth inning at Chicago (NL) on Aug. 14 on Sunday Night Baseball to give the Cardinals a 4-3 lead and an eventual 6-4 win...his .481 batting average against Arizona was the highest among all opposing players...hit 13 of his 22 home runs at Busch Stadium, which tied with Brandon Moss for the most in 2016...also led with 49 RBI, 86 hits and 41 runs scored at Busch Stadium...had 37 two-out RBI, which led the team and ranked sixth in the NL.

**2015**—The rookie outfielder was selected by St. Louis on July 21 from Triple-A Memphis and started that night in left field at Chicago (AL), collecting his first Major League hit...finished out the season playing in 63 of the team’s final 70 games after his promotion...was named the organization’s Minor League Player of the Year...was a co-Rookie of the Year selection by the St. Louis BBWAA along with teammate Randal Grichuk...hit .393 with runners in scoring position...was knocked unconscious in a collision with outfielder Peter Bourjos in left-center field on Sept. 28 at Pittsburgh; was carted off the field and remained overnight in the hospital for observation...suffered a head contusion/concussion and missed three games (five days)...his sacrifice fly on July 25 against Atlanta was his first ML RBI and the game-winning RBI in a 1-0 win...hit his first ML home run Aug. 16 against Miami off Chris Narveson...had his first career two-homer game and drove in a career-high five runs Aug. 23 at San Diego...had a career-high four hits Aug. 29 at San Francisco...started and hit safely in all four Division Series games against the Cubs, playing at first base, right field and left field...played every inning of the four games and batted .375 with three home runs and six RBI...his three home runs tied a St. Louis rookie franchise postseason record...hit a two-run home run in the eighth inning of Game 1 to become the fifth Cardinals rookie to homer in his first postseason game...at Memphis batted .272 with 11 home runs and 41 RBI in 87 games...named the seventh-best prospect in the Pacific Coast League by *Baseball America*.

**2014**—Spent the entire season at Triple-A Memphis playing in a team-high 136 games, which tied for second in the Pacific Coast League...selected to play in the Triple-A All-Star Game in Durham, N.C.; entered in left field in the sixth inning and was 1-2 with a single...led all Cardinals minor leaguers with 32 doubles, which tied for sixth in the PCL...ranked among Cardinals minor league leaders in batting (.288, 10th), runs (70, 5th), hits (144, 3rd), RBI (69, 4th) and walks (43, 9th)...went 3-for-5 with two home runs and five RBI May 10 against Round Rock...batted .333 with runners in scoring position and was 9-for-11 (.818) with 16 RBI with the bases loaded...was named the No. 3 prospect in the Cardinals organization by *Baseball America*...rated as the “Best Hitter for Average” and “Best Outfield Arm” in the Cardinals organization in the magazine’s “Best Tools” survey.

**2013**—Played in 112 games between Single-A Palm Beach and Double-A Springfield compiling a .295 batting average with 15 home runs and 59 RBI...named to the Florida State League All-Star South Squad...was the starting right fielder and played the entire game in the All-Star Game, going 1-for-5 with a solo home run in the fifth inning...tallied three multi-home run games...played for Salt River in the Arizona Fall League and made the AFL All-Prospects team batting .371 with one home run and 18 RBI...was named Arizona Fall League Player of the Week for the week of Oct. 15-22, batting .364 (8-for-22) with three RBI and six runs...tied for league lead with three triples and ranked among the league leaders in batting (.371, 4th), hits (33, t-2nd) and runs (20, 3rd)... named as the No. 4 prospect in the Cardinals organization by *Baseball America*.

**2012**—Played in 55 games at Quad Cities in his first professional season, starting 36 at third base...batted .328 with runners in scoring position...tied for the team-high hitting streak by hitting safely in 16-straight games (Aug. 11-27)...rated as the 10th-best prospect in the Cardinals organization by *Baseball America* and named the “Best Outfield Arm” in the “Best Tools” survey.

## PERSONAL/MISCELLANEOUS

Stephen Edward Piscotty...is married, Carrie...graduated from Amador Valley (Pleasanton, Calif.) High School in 2009 and was drafted out of high school by the Los Angeles Dodgers in the 45th round, but did not sign...played college baseball at Stanford University and was drafted by the Cardinals after his junior season...was a supplemental pick following the first round as compensation for the loss of free agent Albert Pujols...completed his degree at Stanford during the 2014 off-season in Atmosphere and Energy Engineering...was First Team All-Pac 10 in 2011 and 2012, honorable mention All-Pac 10 in 2010...started all 172 games in his college career...in 2012 was named a third team All-American by *Baseball America* as utility player serving as infielder/outfielder/pitcher...was named the 2018 recipient of the Tony Conigliaro Award, which honors a “Major Leaguer who has overcome adversity through the attributes of spirit, determination, and courage that were trademarks of Tony C.”...played in the Alaska Summer League in 2010 and won the Cape Cod League batting title in 2011 with a .349 batting average...was an Olerud Award Finalist in 2012; the John Olerud Two-Way Player of the Year Award is presented annually by the College Baseball Foundation to honor the nation’s top combo pitcher-position player.

### LIFETIME PLAYING RECORD

| Year                       | Club        | AVG         | G          | AB          | R          | H          | 2B         | 3B       | HR        | RBI        | SH       | SF        | HP        | BB         | SO         | SB        | CS        | OBP         | SLG         | E         |
|----------------------------|-------------|-------------|------------|-------------|------------|------------|------------|----------|-----------|------------|----------|-----------|-----------|------------|------------|-----------|-----------|-------------|-------------|-----------|
| 2012                       | Quad Cities | .295        | 55         | 210         | 29         | 62         | 18         | 1        | 4         | 27         | 0        | 0         | 9         | 18         | 25         | 3         | 0         | .376        | .448        | 22        |
| 2013                       | Palm Beach  | .292        | 63         | 243         | 30         | 71         | 14         | 2        | 9         | 35         | 0        | 0         | 3         | 18         | 27         | 4         | 5         | .348        | .477        | 1         |
|                            | Springfield | .299        | 49         | 184         | 17         | 55         | 9          | 0        | 6         | 24         | 1        | 2         | 1         | 19         | 19         | 7         | 3         | .364        | .446        | 1         |
| 2014                       | Memphis     | .288        | 136        | 500         | 70         | 144        | 32         | 0        | 9         | 69         | 1        | 2         | 10        | 43         | 61         | 11        | 5         | .355        | .406        | 3         |
| 2015                       | Memphis     | .272        | 87         | 320         | 54         | 87         | 28         | 2        | 11        | 41         | 0        | 3         | 3         | 46         | 62         | 5         | 6         | .366        | .475        | 5         |
|                            | ST. LOUIS   | .305        | 63         | 233         | 29         | 71         | 15         | 4        | 7         | 39         | 0        | 2         | 1         | 20         | 56         | 2         | 1         | .359        | .494        | 2         |
| 2016                       | ST. LOUIS   | .273        | 153        | 582         | 86         | 159        | 35         | 3        | 22        | 85         | 1        | 2         | 12        | 51         | 133        | 7         | 5         | .343        | .457        | 4         |
| 2017                       | ST. LOUIS   | .235        | 107        | 341         | 40         | 80         | 16         | 1        | 9         | 39         | 0        | 3         | 5         | 52         | 87         | 3         | 6         | .342        | .367        | 2         |
|                            | Springfield | .143        | 3          | 7           | 0          | 1          | 0          | 0        | 0         | 0          | 1        | 0         | 0         | 1          | 1          | 0         | 0         | .250        | .143        | 0         |
|                            | Peoria      | .200        | 4          | 15          | 0          | 3          | 2          | 0        | 0         | 3          | 0        | 0         | 0         | 0          | 3          | 1         | 0         | .200        | .333        | 1         |
|                            | Memphis     | .313        | 8          | 32          | 7          | 10         | 3          | 0        | 4         | 7          | 0        | 0         | 0         | 6          | 7          | 0         | 0         | .421        | .781        | 0         |
| 2018                       | OAKLAND     | .267        | 151        | 546         | 78         | 146        | 41         | 0        | 27        | 88         | 0        | 5         | 12        | 42         | 114        | 2         | 0         | .331        | .491        | 3         |
| 2019                       | OAKLAND     | .249        | 93         | 357         | 46         | 89         | 17         | 1        | 13        | 44         | 1        | 3         | 3         | 29         | 84         | 2         | 0         | .309        | .412        | 2         |
|                            | Las Vegas   | .304        | 5          | 23          | 4          | 7          | 0          | 0        | 1         | 3          | 0        | 0         | 0         | 2          | 4          | 0         | 0         | .360        | .435        | 0         |
| 2020                       | OAKLAND     | .226        | 45         | 159         | 17         | 36         | 6          | 0        | 5         | 29         | 1        | 1         | 1         | 9          | 53         | 4         | 0         | .271        | .358        | 0         |
| <b>Major League Totals</b> |             | <b>.262</b> | <b>612</b> | <b>2218</b> | <b>296</b> | <b>581</b> | <b>130</b> | <b>9</b> | <b>83</b> | <b>324</b> | <b>3</b> | <b>16</b> | <b>34</b> | <b>203</b> | <b>527</b> | <b>20</b> | <b>12</b> | <b>.331</b> | <b>.441</b> | <b>11</b> |

## CAREER TRANSACTIONS

**2009** — Selected by the Los Angeles Dodgers organization in the 45th round of the First-Year Player Draft; did not sign. **2012** — Selected by the St. Louis Cardinals organization as a supplemental pick following the first round (36th selection overall) of the First-Year Player Draft. **2017** — On the disabled list, May 5 to 19; included rehabilitation assignment to Springfield, May 16 to 19. On the disabled list, July 15 to 31; included rehabilitation assignment to Peoria, July 27 to 31. Traded to the Oakland Athletics for infielder Yairo Muñoz and minor league infielder Max Schrock, December 14. **2018** — On the bereavement list, May 11 to 14. **2019** — On the injured list, June 30 to August 2; included rehabilitation assignment to Las Vegas, July 27 to August 2. On the injured list, August 25 to September 25.

## WILD CARD RECORD

| Year          | Club/Opp.   | AVG.        | G        | AB       | R        | H        | 2B       | 3B       | HR       | RBI      | SH       | SF       | HP       | BB       | SO       | SB       | CS       | OBP         | SLG         | E        |
|---------------|-------------|-------------|----------|----------|----------|----------|----------|----------|----------|----------|----------|----------|----------|----------|----------|----------|----------|-------------|-------------|----------|
| 2018          | OAK vs. NYY | .000        | 1        | 3        | 0        | 0        | 0        | 0        | 0        | 0        | 0        | 0        | 0        | 1        | 2        | 0        | 0        | .250        | .000        | 0        |
| 2020          | OAK vs. CWS | .000        | 1        | 3        | 0        | 0        | 0        | 0        | 0        | 0        | 0        | 0        | 0        | 0        | 1        | 0        | 0        | .000        | .000        | 0        |
| <b>Totals</b> |             | <b>.000</b> | <b>2</b> | <b>6</b> | <b>0</b> | <b>0</b> | <b>0</b> | <b>0</b> | <b>0</b> | <b>0</b> | <b>0</b> | <b>0</b> | <b>0</b> | <b>1</b> | <b>3</b> | <b>0</b> | <b>0</b> | <b>.143</b> | <b>.000</b> | <b>0</b> |

## DIVISION SERIES RECORD

| Year          | Club/Opp    | AVG         | G        | AB        | R        | H        | 2B       | 3B       | HR       | RBI      | SH       | SF       | HP       | BB       | SO       | SB       | CS       | OBP         | SLG         | E        |
|---------------|-------------|-------------|----------|-----------|----------|----------|----------|----------|----------|----------|----------|----------|----------|----------|----------|----------|----------|-------------|-------------|----------|
| 2015          | STL vs. CHI | .375        | 4        | 16        | 5        | 6        | 1        | 0        | 3        | 6        | 0        | 0        | 0        | 2        | 8        | 0        | 0        | .444        | 1.000       | 0        |
| 2020          | OAK vs. HOU | .250        | 2        | 4         | 0        | 1        | 0        | 0        | 0        | 0        | 0        | 0        | 0        | 0        | 0        | 0        | 0        | .250        | .250        | 0        |
| <b>Totals</b> |             | <b>.350</b> | <b>6</b> | <b>20</b> | <b>5</b> | <b>7</b> | <b>1</b> | <b>0</b> | <b>3</b> | <b>6</b> | <b>0</b> | <b>0</b> | <b>0</b> | <b>2</b> | <b>8</b> | <b>0</b> | <b>0</b> | <b>.409</b> | <b>.850</b> | <b>0</b> |

## PISCOTTY'S CAREER BESTS

**Hits:** 4 (five times), last: April 23, 2019 vs. Texas

**Home Runs:** 2 (three times); September 2, 2018 vs. Seattle; June 18, 2017 at Baltimore; August 23, 2015 at San Diego

**Runs Batted In:** 5 (six times), last: August 16, 2020 vs. San Francisco

**Stolen Bases:** 1 (20 times), last: September 23, 2020 at Los Angeles (NL)

**Hitting Streak:** 14, August 29 to September 13, 2018

**Hitless Streak (At Bats):** 19, September 23 to 30, 2017

**Game Ending RBI:** 2, August 4, 2020 vs. Texas (grand slam); May 8, 2019 vs. Cincinnati (home run)

**Grand Slams:** 4, August 14, 2020 at San Francisco (Trevor Gott); August 4, 2020 vs. Texas (Jesse Chavez); July 3, 2016 vs. Milwaukee (Blaine Boyer); May 27, 2016 at Washington (Max Scherzer)

**Pinch-Hit Home Runs:** None.

**Inside-The-Park Home Runs:** None.

**Lead Off Home Runs:** None.

## A'S CONTRACT STATUS

**Through 2021 (39):** C Austin Allen, OF Luis Barrera, RHP Chris Bassitt, OF Skye Bolt, OF Seth Brown, IF Mark Canha, 3B Matt Chapman, RHP Wandisson Charles, OF Greg Deichmann, LHP Jake Diekman (includes club option for 2022), P Mike Fiers, C Aramis Garcia, RHP Grant Holmes, P Cole Irvin, RHP Daulton Jefferies, RHP Dany Jimenez, RHP James Kaprielian, IF Tony Kemp, LHP Adam Kolarek, OF Ramón Laureano, LHP Jesús Luzardo, IF Vimal Machín, LHP Sean Manaea, RHP Frankie Montas, 1B/DH Mitch Moreland, C Sean Murphy, 1B Matt Olson, RHP Yusmeiro Petit, IF Chad Pinder, LHP A.J. Puk, RHP Miguel Romero, RHP Sergio Romo, RHP Trevor Rosenthal, RHP Burch Smith, OF Ka'ai Tom, RHP Lou Trivino, LHP Nik Turley, RHP Jordan Weems, RHP JB Wendelken

**Through 2022 (2):** SS Elvis Andrus (includes vesting option for 2023), OF Stephen Piscotty (includes club option for 2023)

**LEFT-HANDED PITCHER****Height/Weight:** 6-7 / 248**Bats/Throws:** Left / Left**Birthdate:** April 25, 1995**Opening Day Age:** 25**Birthplace/Resides:** Minneapolis, Minnesota / Tampa, Florida**Major League Service:** 1 year, 41 days**Obtained:** Selected in the 1st round (sixth selection overall) of the 2016 First-Year Player Draft**Contract Status:** First year of a one-year contract through 2021[Updated Stats](#)**CAREER HIGHLIGHTS**

Was the A's first round selection and the sixth pick overall in the 2016 First-Year Player Draft out of the University of Florida...made his Major League debut in 2019 and went 2-0 with a 3.18 ERA in 10 relief appearances...did not pitch in 2020 due to shoulder problems that eventually led to surgery in September...also missed the 2018 season following "Tommy John" surgery...is 10-15 with a 3.98 ERA in 55 games, including 38 starts, in three minor league seasons...has 262 strikeouts in 183.0 innings (12.89 per nine innings) and has surrendered just 10 home runs (0.49 per nine innings)...ranked third in Minor League Baseball in strikeouts in 2017 (184) and was named the A's Organization Pitcher of the Year...pitched for Team USA in the 2017 All-Star Futures Game...was rated as the A's number two prospect by *Baseball America* following the 2016, 2018, 2019 and 2020 seasons and number one after the 2017 season.

**2020 HIGHLIGHTS**

Made two starts during the spring and did not allow a run before he was shut down with a shoulder injury...tossed 3.0 innings and allowed two hits and a walk while striking out two...resumed throwing shortly before camp was halted and was pitching again when camp resumed in July...however, began the season on the injured list as he was placed on the 10-day IL July 20 with a strained left shoulder...resumed throwing at the A's alternate camp in August but was shut down again in early September...was transferred to the 45-day IL on Sept. 14 and underwent surgery on the left shoulder on Sept. 16 at the Kerlan-Job Clinic in Los Angeles, Calif...the surgery was performed by Dr. Neal ElAttrache, who also did his "Tommy John" surgery in 2018...was rated as the A's number two prospect by *Baseball America* following the season.

**CAREER**

**2019**—Began the season on the minor league injured list as he continued his recovery from April 10, 2018 ulnar collateral ligament surgery...started his come back at Single-A Stockton on June 11 and made three appearances with the Ports, six at Double-A Midland and nine in his Triple-A debut at Las Vegas before he was selected by Oakland on Aug. 20...went 2-0 with a 3.18 ERA in 10 relief appearances in his Major League debut...struck out 13 batters in 11.1 innings (10.32 per nine innings)...walked five for a .319 on-base percentage but yielded just one double and one home run for a .333 slugging percentage...allowed a .238 opponents batting average, which broke down to .172 against right-handed hitters compared to .385 against left-handers...surrendered his only home run and issued four of his five walks to righties...opponents hit .200 with the bases empty, .294 with runners on...did not allow a run in four games (5.0 ip) on the road...had a 5.68 ERA in six games in Oakland...allowed 1-of-3 (33.3%) inherited runners to score...first batters faced were 2-for-8 (.250) with two walks...tossed two innings or fewer in each of his 10 appearances...made his ML debut on Aug. 21 against New York (0.1 ip, 1 h, 1 bb, 0 so)...did not record his first strikeout until his third outing on Aug. 26 at Kansas City...fanned Nicky Lopez to lead off the bottom of the seventh...was credited with his first ML win Sept. 5 against Los Angeles (AL)...entered the game to start the sixth inning with the A's trailing 5-1 and allowed a run on one hit in 2.0 innings...Oakland then scored seven times in the seventh to win 10-6...it was his first of four outings of 2.0 innings...did not allow a run in four straight appearances from Sept. 7 to 17 (5.0 ip)...struck out a season-high three batters in his final game on Sept. 27 at Seattle (1.0 ip, 1 h)...was on the A's roster for the American League Wild Card Game but did not pitch...was

rated as the A's number two prospect by *Baseball America* following the season...combined for a 4-1 record, a 4.97 ERA and .226 opponents batting average in 18 games, including four starts, with Stockton, Midland and Las Vegas...struck out 38 batters in 25.1 innings, an average of 13.50 per nine innings...walked 10 (3.55 per nine innings) and surrendered seven home runs (2.49 per nine innings)...tossed two innings or fewer in all 18 of his appearances and allowed one run or more 11 times...his opponents batting average broke down to .222 with three home runs against left-handed hitters compared to .227 with four home runs against right-handers...allowed a .276 batting average and all seven of his home runs with the base empty, .143 with runners on...yielded a .263 batting average with runners in scoring position...made his first start for Stockton on June 11 against San Jose (2.0 ip, 1 r, 1 er, 1 bb, 4 so)...it was his first of seven outings of 2.0 innings and his first of four four-strikeout games (June 28 at Frisco, July 11 vs. Corpus Christi, July 16 at Arkansas)...had a season-high 47 pitches against San Jose on June 21...was 0-0 with a 6.00 ERA in three starts for Stockton when he was moved up to Midland on June 28...tossed at least one inning in each of his six outings with the RockHounds, including his lone start on July 16 at Arkansas when he tossed 2.0 scoreless innings and struck out a season-high four...logged a 4.32 ERA in six games with Midland and was moved up to Las Vegas on July 23...went 4-1 with a 4.91 ERA in nine relief appearances with the Aviators...did not allow a run in each of his first two outings on July 23 against El Paso (2.0 ip) and July 26 at El Paso (1.0 ip) and was credited with the win in each outing...made his final minor league appearance on Aug. 17 with a scoreless inning of relief against Albuquerque (2 so).

**2018**—Missed the entire 2018 season after undergoing “Tommy John” surgery...was a non-roster invitee to Major League Spring Training and went 1-1 with a 3.38 ERA in four games, including three starts, before he was reassigned to minor league camp March 18...had surgery to repair the ulnar collateral ligament in his left arm April 10...the surgery was performed by Dr. Neal ElAttrache in Los Angeles, Calif...was rated as the A's No. 2 prospect by *Baseball America* following the season.

**2017**—Split his first full professional season between Single-A Stockton and Double-A Midland...combined for a 6-10 record and a 4.03 ERA in 27 games, including 24 starts...struck out 184 batters in 125.0 innings, an average of 13.24 per nine innings...ranked third in all of the minors in strikeouts behind Alec Hansen (191) and Triston McKenzie (186)...the strikeouts led the A's farm system and tied for the sixth-best total by a minor leaguer in Oakland history...also ranked eighth in the A's farm system in ERA and innings pitched...was named the A's Organization Pitcher of the Year...walked 48 for a strikeout-to-walk ratio of 3.83...surrendered just three home runs, an average of 0.22 per nine innings...was named to the California League Midseason All-Star team but did not pitch in the June 20 game following a June 15 promotion to Midland...represented the United States in the All-Star Futures Game...allowed a .227 opponents batting average, which included .227 against right-handed hitters compared to .228 against left-handers...allowed just three extra base hits to lefties for a .269 slugging percentage...made all three of his relief appearances over his first six games with Stockton...tossed more than five innings in just 10 of his 24 starts...had more strikeouts than innings pitched in 22 of his 27 contests...began the season at Stockton and went 4-5 with a 3.69 ERA and .196 opponents batting average in 14 games, including 11 starts with the Ports...surrendered just one home run in 61.1 innings...struck out 98 (14.38 per nine innings)...yielded a .175 average to batters leading off an inning...picked up his first win in a start on May 6 against San Jose to begin a six-start through June 3 when he went 4-1 with a 2.32 ERA...was named California League Pitcher of the Week for the week of May 22-28...won each of his two starts that week on May 22 against Lake Elsinore and May 27 at Rancho Cucamonga...allowed just one run (0.87 ERA) and one hit (.029 opponents batting average) while striking out 15 in 10.2 innings...struck out 12 batters in 6.2 innings June 3 against Lancaster, his first of four 10-strikeout games...fanned 11 in 6.2 innings in his final Single-A start June 14 against Visalia...was leading the league in strikeouts (98) and ranked second in opponents batting average (.196) when he was promoted to Midland June 15...went 2-5 with a 4.36 ERA in 13 starts with the RockHounds...struck out 86 batters, which was the second-best figure in the Texas League from the time he joined the club (June 15) through the end of the season...tossed a season-high 7.0 innings in his first Double-A start on June 19 at Frisco but was the losing pitcher in Midland's 3-1 loss...pitched for Team USA in the All-Star Futures Game July 9 at Miami and recorded the final two outs of a 7-6 win (0.2 ip, 2 h, 2 r, 1 er, 1 bb)...allowed one run in 5.0 innings

in the second game of a July 23 doubleheader against Corpus Christi for his first Double-A win...struck out a season-high 13 batters and walked just one in 6.2 innings against San Antonio Aug. 3...matched his season-high with 13 strikeouts and did not walk a batter in 6.0 innings in his final regular season start on Aug. 31 against San Antonio...struck out 53 batters in 35.2 innings in six starts in August and led all of the minor leagues in strikeouts in August...made one postseason start for the TL Champion RockHounds and had a no decision in Midland's 9-2 win over San Antonio in Game 1 of the Semifinals (4.0 ip, 2 h, 4 so)...was named the A's number one prospect by *Baseball America* following the season.

**2016**—Was the A's first round selection in the 2016 draft and was assigned to Vermont of the Short Season Single-A New York-Penn League after signing on June 30...went 0-4 with a 3.03 ERA in 10 starts with the Lake Monsters...did not allow an earned run in five of his six no decisions (0.98 ERA)...struck out 40 batters in 32.2 innings (11.02 strikeouts per nine innings) and did not allow a home run...held the opposition to a .185 batting average, including .157 against right-handed hitters...opponents were 3-for-32 (.094) with four walks (.194 on-base percentage) when leading off an inning...made his professional debut July 12 at Auburn and tossed 2.0 scoreless innings...did not record his first strikeout until his third start on July 22 against Hudson Valley...struck out 15 of the 30 batters he faced over a two start stretch from Aug. 8 to 14 (7.2 ip)...was rated as the A's number two prospect by *Baseball America* following the season.

## PERSONAL/MISCELLANEOUS

Andrew Jacob Puk was originally signed by A's scout Trevor Schaffer...graduated from Washington High School in Cedar Rapids, Iowa...attended the University of Florida where he compiled a 16-9 record, a 3.39 ERA and .203 opponents batting average in 54 games (37 starts) over three seasons...struck out 251 batters in 194.0 innings...was a three-time SEC Academic Honor Roll selection...played for the USA Baseball Collegiate National Team in 2015.

### LIFETIME PITCHING RECORD

| Year                       | Club      | W         | L         | ERA         | G         | GS        | CG       | SHO      | SV       | IP                        | H          | R         | ER        | HR        | HB       | BB        | IBB      | SO         | WP        | BK       |
|----------------------------|-----------|-----------|-----------|-------------|-----------|-----------|----------|----------|----------|---------------------------|------------|-----------|-----------|-----------|----------|-----------|----------|------------|-----------|----------|
| 2016                       | Vermont   | 0         | 4         | 3.03        | 10        | 10        | 0        | 0        | 0        | 32.2                      | 23         | 18        | 11        | 0         | 0        | 12        | 0        | 40         | 3         | 0        |
| 2017                       | Stockton  | 4         | 5         | 3.69        | 14        | 11        | 0        | 0        | 0        | 61.0                      | 44         | 28        | 25        | 1         | 4        | 23        | 0        | 98         | 2         | 0        |
|                            | Midland   | 2         | 5         | 4.36        | 13        | 13        | 0        | 0        | 0        | 64.0                      | 64         | 34        | 31        | 2         | 3        | 25        | 0        | 86         | 7         | 0        |
| 2018                       |           |           |           |             |           |           |          |          |          | (Injured — did not pitch) |            |           |           |           |          |           |          |            |           |          |
| 2019                       | Stockton  | 0         | 0         | 6.00        | 3         | 3         | 0        | 0        | 0        | 6.0                       | 5          | 5         | 4         | 2         | 0        | 4         | 0        | 9          | 0         | 0        |
|                            | Midland   | 0         | 0         | 4.32        | 6         | 1         | 0        | 0        | 0        | 8.1                       | 9          | 4         | 4         | 2         | 0        | 3         | 0        | 13         | 3         | 0        |
|                            | Las Vegas | 4         | 1         | 4.91        | 9         | 0         | 0        | 0        | 0        | 11.0                      | 7          | 7         | 6         | 3         | 1        | 3         | 0        | 16         | 1         | 0        |
|                            | OAKLAND   | 2         | 0         | 3.18        | 10        | 0         | 0        | 0        | 0        | 11.1                      | 10         | 4         | 4         | 1         | 0        | 5         | 0        | 13         | 2         | 0        |
| 2020                       | OAKLAND   |           |           |             |           |           |          |          |          | (Injured — did not pitch) |            |           |           |           |          |           |          |            |           |          |
| <b>Major League Totals</b> |           | <b>2</b>  | <b>0</b>  | <b>3.18</b> | <b>10</b> | <b>0</b>  | <b>0</b> | <b>0</b> | <b>0</b> | <b>11.1</b>               | <b>10</b>  | <b>4</b>  | <b>4</b>  | <b>1</b>  | <b>0</b> | <b>5</b>  | <b>0</b> | <b>13</b>  | <b>2</b>  | <b>0</b> |
| <b>Minor League Totals</b> |           | <b>10</b> | <b>15</b> | <b>3.98</b> | <b>55</b> | <b>38</b> | <b>0</b> | <b>0</b> | <b>0</b> | <b>183.0</b>              | <b>152</b> | <b>96</b> | <b>81</b> | <b>10</b> | <b>8</b> | <b>70</b> | <b>0</b> | <b>262</b> | <b>16</b> | <b>0</b> |

### CAREER TRANSACTIONS

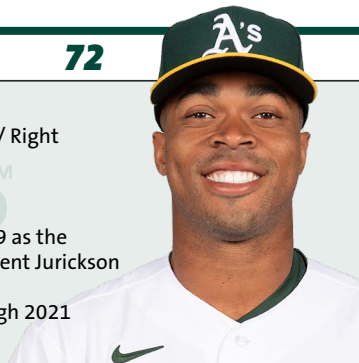
**2013** — Selected by the Detroit Tigers organization in the 35th round of the First-Year Player Draft; did not sign. **2016** — Selected by the Oakland Athletics organization in the 1st round (sixth selection overall) of the First-Year Player Draft. **2020** — On the injured list, July 20 to October 27.

### WILD CARD RECORD

| Year | Club/Opp.  | W | L | ERA | G | GS | CG | SHO | SV | IP                          | H | R | ER | HR | HB | BB | IBB | SO | WP | BK |
|------|------------|---|---|-----|---|----|----|-----|----|-----------------------------|---|---|----|----|----|----|-----|----|----|----|
| 2019 | OAK vs. TB |   |   |     |   |    |    |     |    | (On roster — did not pitch) |   |   |    |    |    |    |     |    |    |    |

### PUK'S CAREER BESTS

**Low Hit Complete Game:** None  
**Innings Pitched:** 2.0 (four times), last: September 17, 2019 vs. Kansas City  
**Strikeouts:** 3, September 27, 2019 at Seattle  
**Pitches:** 31, August 26, 2019 at Kansas City  
**Longest Winning Streak:** 2, September 5, 2019 to present  
**Longest Losing Streak:** None  
**Longest Scoreless Streak:** 5.0, September 7 to 17, 2019

**OUTFIELDER****Height/Weight:** 6-4 / 218**Birthdate:** April 27, 1995**Birthplace/Resides:** Bronx, New York / Tampa, Florida**Major League Service:** None**Obtained:** Acquired from San Diego December 12, 2019 as the PTBNL in the December 2, 2019 trade in which the A's sent Jurickson Profar to the Padres for Austin Allen**Contract Status:** First year of a one-year contract through 2021 [Updated Stats](#)**NON-ROSTER INVITEE****CAREER HIGHLIGHTS**

Was selected by San Diego in the second round of the 2016 draft and hit .249 with 33 home runs, 160 RBI and 101 stolen bases in 382 games in four seasons in the Padres farm system before he was sent to the A's following the 2019 season as the player to be named later in the Jurickson Profar/Austin Allen trade...has played exclusively in the outfield as a minor leaguer (263 games in center field, 85 in left field, 27 in right field) and has 40 assists in 371 games overall in the outfield...ranked fifth in the minors with 51 steals in 2018 and was named a High Class-A All-Star by *Baseball America*...also selected to the U.S. roster for the All-Star Futures Game that year and played for Peoria in the Arizona Fall League following the season...played in the Australian Baseball League following the 2017 season.

**2020 HIGHLIGHTS**

Was a non-roster invitee with the A's and went 0-for-14 in 11 games during the spring...walked three times, stole three bases and scored six runs before he was reassigned to minor league camp on March 8...was added to Oakland's 60-man player pool on June 29 but did not play in 2020.

**CAREER**

**2019**—Spent the entire season at Double-A Amarillo where he hit .228 with a career-high 14 home runs and 50 RBI in 121 games...also had career highs in walks (42) and hit by pitches (6) but his batting average was a career low...ranked seventh in the Texas League and in the San Diego farm system in stolen bases (23)...the switch-hitter batted .241 against left-handed pitching compared to .225 against right-handers...hit .280 with 10 of his 14 home runs and an .853 OPS at home, .179 with a .549 OPS on the road...started 73 games in center field, 27 in left field and 12 in right field...had a league-leading 18 assists in 115 games overall in the outfield...however, committed six errors for a .977 fielding percentage...also went 2-for-4 in one game as the designated hitter and was 1-for-3 with a RBI and a walk as a pinch hitter...hit in every spot in the order except third, fourth and fifth...batted ninth 67 times...had eight home runs in 19 games hitting leadoff...was 0-for-18 in the first inning...was named TL Player of the Week for the first week of the season, covering April 4-14...went 11-for-45 (.244) with 10 runs, six home runs and 14 RBI in 11 games over that span...had his first two-homer game of the season and also had season highs in runs (3) and RBI (4) on April 11 against Corpus Christi...had an inside-the-park home run the next day against the Hooks...hit his sixth home run of the season April 14 against Corpus Christi, giving him four home runs in the four game series...would homer just once over his next 51 games from April 15 to June 17...drew a career-high tying three walks May 9 at Corpus Christi (also July 5, 2017 vs. Lake County)...was a perfect 4-for-4 with a double, home run and two RBI May 13 against Midland...had his second career two-assist game as an outfielder May 20 against Corpus Christi...his third came on Aug. 15 against Midland...grounded into his fourth and final double play of the season June 2...did not have a GIDP over his final 73 games...had his second four-hit game of the season and the sixth of his career, July 10 at Midland...was a home run short of the cycle in that game...homered from both sides of the plate July 14 at Frisco...it was his second two-homer game of the season and the third of his career...matched his season high with four RBI...had a season-best six-game hitting streak from July 18-25 (7-for-23, .304)...had



his best batting average in July when he hit .280 with 18 RBI in 25 games...stole a season-high two bases Aug. 29 against Tulsa...went 9-for-34 (.265) with eight runs, a double, two home runs, five RBI and four walks in 10 postseason games for Amarillo to help the Sod Poodles to the Texas League Championship.

**2018**—Split the season between Single-A Lake Elsinore and Double-A San Antonio, hitting a combined .271 with 28 doubles, seven triples, 13 home runs, 62 RBI and 75 runs in 122 games... converted 51 of his 61 stolen base attempts (83.6%), which were the fifth-most steals in the entire minors...named to MLB Pipeline's 2019 All-Defense Team, recording 12 outfield assists and committing just four errors (.986 fielding percentage)...earned California League Player of the Month honors for April...in 22 games, he hit .366 with six doubles, five home runs, 14 RBI, 18 runs and 13 stolen bases...collected a career high-tying four hits on back-to-back occasions (April 17-18)...named Cal League Player of the Week twice (April 22 and May 18)...hit .306 with 15 doubles, seven triples, seven home runs, 33 RBI and 20 stolen bases in 57 games for Lake Elsinore from May 1-July 7, earning Cal League Midseason All-Star honors and a promotion to San Antonio on July 9...also named a High Class-A All-Star by *Baseball America* and an MiLB Organization All-Star for San Diego...selected to the U.S. roster for the SiriusXM All-Star Futures Game at Nationals Park during the All-Star Break...went 1-for-2...made 43 starts in the Missions outfield and hit .179 with seven doubles, one home run, 15 RBI, 21 runs scored and 18 stolen bases...started in seven of San Antonio's eight postseason games and hit .125 with a triple, two RBI and five runs scored... played in the Arizona Fall League following the season for the league champion Peoria Javelinas and was a Fall Stars Game selection, earning MVP of the contest after hitting a game-tying triple in the bottom of ninth and eventually scoring the game-winning run...hit .333 with seven extra base hits and 13 stolen bases in 17 AFL games...entered 2019 rated as the Padres No. 25 prospect by *Baseball America* and No. 26 by ESPN.com.

**2017**—Spent the entire season with Single-A Fort Wayne and hit .234 with 17 doubles, eight triples, six home runs, 35 RBI, 48 runs scored and 12 stolen bases across 88 games...played in the Australian Baseball League following the season and hit .326 with eight doubles, four triples, 10 home runs, 21 RBI and 38 runs scored in 31 games for the Canberra Cavalry.

**2016**—Made his professional debut with Single-A Tri-City and hit .254 with nine doubles, four triples, 13 RBI, 31 runs scored and 15 stolen bases.

## PERSONAL/MISCELLANEOUS

Michael Elliot Reed was originally signed by Padres scout Chris Kelly...graduated from St. George's School in Middletown, RI...played collegiately at the University of Florida and earned SEC All-Defensive Team honors in 2015 and 2016 for the University of Florida Gators.

## LIFETIME PLAYING RECORD

| Year                       | Club  | AVG.        | G          | AB          | R          | H          | 2B        | 3B        | HR        | RBI        | SH       | SF        | HP        | BB         | SO         | SB         | CS        | OBP         | SLG         | E         |
|----------------------------|---|-------------|------------|-------------|------------|------------|-----------|-----------|-----------|------------|----------|-----------|-----------|------------|------------|------------|-----------|-------------|-------------|-----------|
| 2016                       | Tri-City                                      | .254        | 51         | 205         | 31         | 52         | 9         | 4         | 0         | 13         | 0        | 2         | 1         | 22         | 53         | 15         | 5         | .326        | .337        | 4         |
| 2017                       | Fort Wayne                                    | .234        | 88         | 316         | 48         | 74         | 17        | 8         | 6         | 35         | 1        | 3         | 3         | 23         | 97         | 12         | 8         | .290        | .396        | 2         |
| 2018                       | Lake Elsinore                                 | .324        | 79         | 315         | 54         | 102        | 21        | 7         | 12        | 47         | 1        | 2         | 1         | 24         | 84         | 33         | 7         | .371        | .549        | 2         |
|                            | San Antonio                                   | .179        | 43         | 179         | 21         | 32         | 7         | 0         | 1         | 15         | 1        | 3         | 0         | 12         | 63         | 18         | 3         | .227        | .235        | 2         |
| 2019                       | Amarillo                                      | .228        | 121        | 381         | 49         | 87         | 15        | 2         | 14        | 50         | 4        | 7         | 6         | 42         | 126        | 23         | 8         | .310        | .388        | 6         |
| 2020                       | (Minor League Season Canceled — Did Not Play) |             |            |             |            |            |           |           |           |            |          |           |           |            |            |            |           |             |             |           |
| <b>Minor League Totals</b> |   | <b>.249</b> | <b>382</b> | <b>1396</b> | <b>203</b> | <b>347</b> | <b>69</b> | <b>21</b> | <b>33</b> | <b>160</b> | <b>7</b> | <b>17</b> | <b>11</b> | <b>123</b> | <b>423</b> | <b>101</b> | <b>31</b> | <b>.311</b> | <b>.399</b> | <b>16</b> |

## CAREER TRANSACTIONS

**2013** — Selected by the Texas Rangers in the 35th round of the First-Year Player Draft; did not sign. **2016** — Selected by the San Diego Padres in the 2nd round of the First-Year Player Draft. **2019** — Traded to the Oakland Athletics as the player to be named later in the December 2, 2019 trade in which the Padres traded catcher Austin Allen and a PTBNL to the A's for infielder Jurickson Profar, December 12.

**RIGHT-HANDED PITCHER****Height/Weight:** 6-0 / 202**Bats/Throws:** Right / Right**Birthdate:** April 23, 1994**Opening Day Age:** 26**Birthplace/Resides:** Manuel Tames, Cuba / Miami, Florida**Major League Service:** None**Obtained:** Signed as a non-drafted free agent, February 1, 2017**Contract Status:** First year of a one-year contract through 2021 [Updated Stats](#)**CAREER HIGHLIGHTS**

Was signed by the A's as a non-drafted free agent Feb. 1, 2017 after going 9-7 with nine saves and a 4.80 ERA in 46 games, including 10 starts, over four seasons with Guantanamo in Cuba's Serie Nacional...is 9-5 with 17 saves and a 4.13 ERA in 103 games, including six starts, in three seasons in the A's farm system...was named to the California League Midseason All-Star team in 2018...pitched for Mesa in the Arizona Fall League in 2017.

**2020 HIGHLIGHTS**

Was a non-roster invitee during Spring Training and did not allow a run in his one appearance (1.0 ip, 2 bb, 1 so)...was added to the A's 60-man player on July 1 but did not pitch in 2020.

**CAREER**

**2019**—Made his Triple-A debut and spent the entire season at Las Vegas where he went 4-1 with three saves and a 3.96 ERA in a career-high 45 appearances, including one start...struck out a career-high 81 batters in a career-high 72.2 innings (10.03 per nine innings)...held the opposition to a .234 batting average but issued a career-high 36 walks (4.46 per nine innings)...also had minor league career highs in wins, hits (65), home runs (11) and hit batters (6) and matched his high in runs (34) and wild pitches (4)...his 45 games pitched tied for the most in the A's farm system...his opponents batting average broke down to .204 against right-handed hitters compared to .279 against left-handers...surrendered seven of his 11 home runs to lefties for a .514 slugging percentage (.299 vs. right-handers)...opponents hit .306 when leading off an inning...allowed a .217 average with two outs...tossed at least one inning in 42 of his 45 appearances, including two or more 19 times...posted a 2.11 ERA and .179 opponents batting average over a 14-game stretch from April 16 to May 26...issued a career-high four walks in 1.2 innings on April 24 against El Paso...struck out 16 batters in 8.2 innings in April but also issued 11 walks...struck out a career-high tying five batters May 6 against Fresno...tossed a career-high 3.2 scoreless innings June 22 against Sacramento (1 h, 1 bb, 1 so)...matched his career high with five strikeouts on June 26 at Fresno...made his lone start of the season July 7 vs. Albuquerque (2.0 ip, 1 h, 1 r, 1 er, 1 bb, 2 so)...posted a 2.93 ERA over his final 12 games beginning July 27...recorded his two saves over a three-game span in late August: Aug. 12 at Omaha and Aug. 22 at Tacoma...matched his career high with five strikeouts in the latter contest...made one postseason appearance on Sept. 6 against Sacramento in Game 3 of the Pacific Coast League Semifinals (1.0 ip, 2 h, 3 r, 3 er, 2 bb, 1 so).

**2018**—Started the year at Single-A Stockton and was 1-2 with 13 saves and a 1.84 ERA in 22 relief appearances when he was promoted to Double-A Midland June 13...was 1-1 with a save and a 6.00 ERA in 22 outings for the RockHounds and combined with both clubs to go 2-3 with 14 saves and a 3.94 ERA in 44 relief appearances overall in his second professional season...struck out 66 batters in 59.1 innings, an average of 10.01 per nine innings...was leading the California League in saves at the time of his promotion and ended up tying for third despite spending half of the season at Midland...tied for third in the A's farm system in saves...converted 13-of-14 (92.9%) save opportunities with Stockton and was 14-for-19 (73.7%) overall...was named to the Cal League Midseason All-Star Game but did not play due to his promotion...allowed a .252 opponents batting average, which broke down to .223 against right-handed hitters compared to .311 against left-handers...allowed 5-of-12 (41.7%) inherited runners to score...logged a 0.77 ERA

and converted each of his five save opportunities in eight day games...posted a 0.71 ERA in eight home games with Stockton...tossed at least one inning in 37 of his 44 appearances and at least two innings 15 times...tossed 2.0 scoreless innings for the save in his first outing April 7 against Lake Elsinore...it was his first of five two-inning saves...posted a 1.20 ERA and .125 opponents batting average in nine outings in April and converted each of his six save opportunities...then had a 1.80 ERA, .216 opponents average and five saves in nine games in May...had a season-high 7.1-inning scoreless streak from May 14 to 30...walked his first batter of the season May 22 at Rancho Cucamonga, snapping a season-opening 14-game, 21.2-inning streak without a walk...had a 1.44 ERA in 18 games through the end of May...was transferred to Midland June 13...went 1-0 with a save, a 1.88 ERA and .188 opponents average over his final eight appearances.

**2017**—Pitched for four different teams in the A's farm system and was a combined 3-1 with a 4.88 ERA in 14 games, including five starts, with the A's affiliates in the Dominican Summer League and Arizona Rookie League and their Single-A clubs at Beloit and Stockton...struck out 42 batters in 31.1 innings, an average of 12.06 per nine innings...allowed a .256 opponents batting average, including .229 against right-handed hitters compared to .294 against left-handers...opponents hit .179 with runners in scoring position and were 1-for-12 (.083) with RISP and two outs...made two appearances with the A's Dominican club and did not allow a run in 3.0 innings before he was brought to the United States June 21...made one relief appearance in the Arizona Rookie League and was transferred to Single-A Beloit June 27...made three starts for the Snappers and had no decisions and a 2.25 ERA before he was sent to Single-A Stockton July 17...compiled a 3-1 record and a 6.87 ERA in eight games, one start, with the Ports...was placed on the disabled list Aug. 31 with a strained left groin and missed the remainder of the season...pitched for Mesa in the Arizona Fall League following the season and went 1-0 with a 7.59 ERA in nine relief appearances.

## PERSONAL/MISCELLANEOUS

Luis Miguel Romero (Mansfarroll) was originally signed by A's scout JC De La Cruz...spent four seasons with Guantanamo in the Cuba's Serie Nacional and was 9-7 with nine saves and a 4.80 ERA in 46 games, including 10 starts.

### LIFETIME PITCHING RECORD

| Year   | Club              | W | L | ERA   | G   | GS | CG | SHO | SV | IP    | H   | R  | ER | HR | HB | BB | IBB | SO  | WP | BK |
|--|-------------------|---|---|-------|-----|----|----|-----|----|-------|-----|----|----|----|----|----|-----|-----|----|----|
| 2013   | Guantanamo (Cuba) | 2 | 3 | 5.03  | 18  | 9  | 0  | 0   | 0  | 62.2  | 61  | 36 | 35 | 4  | 8  | 36 | 2   | 35  | 1  | 2  |
| 2014   | Guantanamo (Cuba) | 0 | 1 | 6.14  | 3   | 1  | 0  | 0   | 0  | 7.1   | 9   | 8  | 5  | 1  | 2  | 3  | 0   | 4   | 1  | 2  |
| 2015   | Guantanamo (Cuba) | 0 | 1 | 10.13 | 5   | 0  | 0  | 0   | 1  | 5.1   | 9   | 9  | 6  | 1  | 1  | 5  | 3   | 9   | 0  | 0  |
| 2016   | Guantanamo (Cuba) | 7 | 2 | 3.31  | 20  | 0  | 0  | 0   | 8  | 35.1  | 34  | 17 | 13 | 1  | 0  | 16 | 6   | 23  | 4  | 0  |
| 2017   | DSL Athletics     | 0 | 0 | 0.00  | 2   | 1  | 0  | 0   | 0  | 3.0   | 0   | 0  | 0  | 0  | 0  | 0  | 0   | 7   | 0  | 0  |
|  | AZL Athletics     | 0 | 0 | 4.50  | 1   | 0  | 0  | 0   | 0  | 2.0   | 3   | 1  | 1  | 0  | 0  | 0  | 0   | 3   | 2  | 0  |
|  | Beloit            | 0 | 0 | 2.25  | 3   | 3  | 0  | 0   | 0  | 8.0   | 6   | 2  | 2  | 0  | 1  | 2  | 0   | 7   | 0  | 0  |
| 2018   | Stockton          | 3 | 1 | 6.87  | 8   | 1  | 0  | 0   | 0  | 18.1  | 22  | 16 | 14 | 4  | 3  | 9  | 0   | 25  | 0  | 0  |
|  | Stockton          | 1 | 2 | 1.84  | 22  | 0  | 0  | 0   | 13 | 29.1  | 21  | 9  | 6  | 3  | 1  | 5  | 1   | 33  | 1  | 0  |
| 2019   | Midland           | 1 | 1 | 6.00  | 22  | 0  | 0  | 0   | 1  | 30.0  | 35  | 25 | 20 | 4  | 2  | 12 | 1   | 33  | 3  | 0  |
|  | Las Vegas         | 4 | 1 | 3.96  | 45  | 1  | 0  | 0   | 3  | 72.2  | 65  | 34 | 32 | 11 | 6  | 36 | 2   | 81  | 4  | 2  |
| 2020   |                   |   |   |       |     |    |    |     |    |       |     |    |    |    |    |    |     |     |    |    |
| (Minor League Season Canceled — Did Not Pitch) |                   |   |   |       |     |    |    |     |    |       |     |    |    |    |    |    |     |     |    |    |
| Minor League Totals                            |                   | 9 | 5 | 4.13  | 103 | 6  | 0  | 0   | 17 | 163.1 | 152 | 87 | 75 | 22 | 13 | 64 | 4   | 189 | 10 | 2  |
| Cuba Totals                                    |                   | 9 | 7 | 4.80  | 46  | 10 | 0  | 0   | 9  | 110.2 | 113 | 70 | 59 | 7  | 11 | 60 | 11  | 71  | 6  | 4  |

### CAREER TRANSACTIONS

**2017** — Signed by the Oakland Athletics as a non-drafted free agent, February 1.



**RIGHT-HANDED PITCHER**

**Height/Weight:** 5-11 / 185      **Bats/Throws:** Right / Right  
**Birthdate:** March 4, 1983      **Opening Day Age:** 38  
**Birthplace/Resides:** Brawley, California / San Francisco, California  
**Major League Service:** 12 years, 97 days  
**Obtained:** Signed as a free agent, February 18, 2021  
**Contract Status:** First year of a one-year contract through 2021

[@SergioRomo54](#) [sergioromo54](#) [Updated Stats](#)

**CAREER HIGHLIGHTS**

Has pitched for five teams in his 13 seasons in the majors and is 41-34 with 134 saves and a 2.95 ERA in 732 career appearances, including five starts, with San Francisco (2008-16), Los Angeles-NL (2017), Tampa Bay (2017-18), Miami (2019) and Minnesota (2019-20)...is tied for third among active pitchers in games pitched, ranks fourth in holds (188) and 13th in saves...is one of eight pitchers in Major League history with at least 100 career saves and 100 career holds...has six years of post-season experience and is 3-2 with four saves and a 3.46 ERA in 30 relief appearances...was a member of the World Champion San Francisco club in 2010, 12 and 14...was named to his only All-Star Team in 2013...pitched for Mexico in the World Baseball Classic in 2013 and 2017...pitched for Scottsdale in the Arizona Fall League in 2017.

**2020 HIGHLIGHTS**

Was 1-2 with five saves, a 4.05 ERA and .211 opponents batting average in 24 relief appearances in his first full season with Minnesota...struck out 23 batters in 20.0 innings, the 10th time in his 13 seasons he finished with more strikeouts than innings pitched...issued seven walks and his average of 3.15 walks per nine innings was the highest of his career...had 10 holds, which tied for third most in the majors...was the only reliever in the majors with at least 10 holds and at least five saves...his opponents batting average broke down to .205 (9-for-44) against right-handed hitters compared to .219 (7-for-32) against left-handers...surrendered all three of his home runs to right-handers for a .432 opponents slugging percentage (.281 vs. left-handers)...has held right-handers to a .198 batting average in his career...yielded a .160 average with the bases empty, .308 with runners on...opponents hit .368 with runners in scoring position...converted 5-of-6 (83.3%) save opportunities...allowed all six of his inherited runners to score...first batters faced were 7-for-22 (.318) with two home runs and two walks (1.011 OPS)...posted a 2.57 ERA and .176 opponents batting average in 16 games at home compared to a 7.50 ERA and .280 opponents average in eight outings on the road...tossed one inning or fewer in all 24 of his games and had 18 outings of exactly one inning.

**MINNESOTA:** Earned the Twins first save of the season in his first outing on July 28 against St. Louis (1.0 ip, 1 so) and did not allow a run over his first four appearances (4.0 ip, two saves)...then allowed five runs on six hits in 6.2 innings over his next eight outings from Aug. 6 to 26 (6.75 ERA)...recorded his 700th career strikeout in the first game of a Aug. 15 doubleheader against Kansas City, fanning Jorge Soler swinging...struck out a season-high three batters Aug. 16 against Kansas City, his first of three three-strikeout games (Sept. 8 at St. Louis, Sept. 20 at Chicago-NL)...allowed a season-high three runs in 0.1 innings at Cleveland on Aug. 26...then yielded just one run over his next 10 games from Aug. 31 to Sept. 22 for a 1.00 ERA and .176 opponents batting average (9.0 ip, 6 h, 1 r, 1 er, 1 bb, 9 so)...served a one-game suspension Sept. 12 vs. Cleveland after he and Francisco Lindor initiated a bench-clearing incident the previous night...Romo induced an inning-ending flyball and the two began to argue as Lindor ran to first base...the incident stemmed from previous outings in Cleveland on Aug. 24 and 26...was charged with his only blown save Sept. 17 at Chicago (AL)...did not retire a batter in his final regular season appearance

**ACTIVE LEADERS**

**GAMES PITCHED**

|            |                    |
|------------|--------------------|
| 782        | Joe Smith          |
| 777        | Tyler Clippard     |
| <b>732</b> | <b>Sergio Romo</b> |
| 732        | Joakim Soria       |
| 691        | Oliver Perez       |

**HOLDS**

|            |                    |
|------------|--------------------|
| 227        | Tony Watson        |
| 223        | Tyler Clippard     |
| 211        | Joe Smith          |
| <b>188</b> | <b>Sergio Romo</b> |
| 157        | Darren O'Day       |

on Sept. 27 against Cincinnati (2 h, 2 r, 2 er, 2 bb)...made one postseason appearance and was charged with the loss in Game 1 of the ALWCS against Houston (0.2 ip, 2 h, 3 r, 0 er, 1 bb, 0 so)...walked Altuve with the bases loaded and two outs in the top of the ninth and then allowed a two run single to Brantley, but all of the runs were unearned following a Polanco error.

## CAREER

**2019**—Began the season with Miami after signing a one-year contract Feb. 15...blew only save for the Marlins May 21 at Detroit, making him 17-for-18 with Miami...acquired by the Twins via trade July 27 along with right-handed pitcher Chris Vallimont and a player to be named later in exchange for infielder Lewin Diaz...converted 12 straight save opportunities from May 22-Aug. 13, posting a 2.22 ERA with a .198 opponent batting average during that span...it marked the third longest save streak of his career...allowed just three home runs in his 42 appearances from June 15, including a homerless stretch from June 15-Aug. 4 (19.0 ip)...earned first save as a Twin Aug. 2 vs. Kansas City, pitching 1.1 scoreless innings with one hit, no walks and two strikeouts...appeared in his 700th career game Sept. 7 vs. Cleveland...twisted his left knee – his landing leg – finishing an inning Sept. 7 vs. Cleveland...was helped off the field by trainers but told media post-game it was something he has dealt with most of career and doesn't affect him...became the Twins primary set-up man in front of Taylor Rogers, recording 12 holds in 19 appearances from Aug. 18-end of season...was the only pitcher in baseball with at least 20 saves and at least 15 holds...threw his slider 59.6% of the time, the third highest mark in baseball...ranked second in baseball in O-Swing% (percentage of pitches swung at outside strikezone) at 40.5%, trailing only Houston's Ryan Pressly (40.6%)...appeared in two games for the Twins in the ALDS vs. New York (AL), allowing two runs on two hits in 2.0 innings...pitched in Game 2 and Game 3.

**2018**—Set a career high with 73 appearances for Tampa Bay, which ranked tied for fourth in the American League...also set a career-high with 75 strikeouts, surpassing his 71 in 2015...his 25 saves were second-most in his career, trailing only his 38-save campaign in 2013 with San Francisco...did not earn his first of his 25 saves until May 29 at Oakland; from that date on, ranked sixth in the majors (fourth in the AL) in saves...made five starts as the Opener, marking the first major league starts of his career; according to Stats LLC, his 588 relief appearances prior to his first start were the fourth-most all-time, behind Troy Percival (638), Todd Jones (632), and Chuck McElroy (603)...became only the third pitcher in Major League history with as many as five starts and 25 saves in the same season, joining New York-NL's Jenrry Mejia (7/28 in 2014) and Chicago-NL's Ryan Dempster (6/33 in 2004)...posted a 1.40 ERA in 41 appearances from June 1-Sept. 14...surrendered the first grand slam of career on April 20 vs. Minnesota (Eddie Rosario) in his 577th appearance...made his first two career starts on May 19 and 20, becoming first pitcher to start on back-to-back days since Zack Greinke in 2012...according to the Elias Sports Bureau, from May 19-June 17 he became first pitcher since Miguel Batista in 2004 to have five starts and three saves in a 30-day span, and from May 19-27 became first pitcher with four starts in a nine-day span since Claude Osteen in 1975...on July 25 vs. the Yankees, recorded the final two outs of the eighth inning, moved to third base to start the ninth, and returned to the mound for the save, becoming first pitcher to also appear at third base in a game since Philadelphia's Bill Wilson on Aug. 6, 1971 at Pittsburgh...also became the first AL pitcher to appear defensively at another position and record a save since Milwaukee's Chuck Crim on June 6, 1989 at Toronto (first base)...from Aug. 7-9 vs. Baltimore, became first pitcher in Tampa Bay history to record a win, loss, and save in a three-game series, and the first in the majors since Cleveland's Cody Allen in 2014...finished the season 3-4-25 with a 4.14 ERA in 73 games, 5 starts.

**2017**—Split the season between Los Angeles (NL) and Tampa Bay; traded July 22 for a player to be named later...posted 6.12 ERA in 30 outings for Dodgers before the trade and had 1.47 mark in 25 outings for Rays...had 0.43 ERA in last 17 outings beginning Aug. 12, which was the lowest ERA in the majors in that span (min. 15.0 ip)...from May 28-Aug. 12, set a career high with a streak of 20 consecutive appearances with a strikeout...between two teams, yielded a then career-high tying nine home runs (broken in 2018)...pitched for the Charros de Jalisco in the Mexican Pacific League for second consecutive season...also pitched for Team México in the World Baseball Classic, going 0-0 with a 20.25 ERA in two games.

**2016**—Limited to a then-career-low 30.2 innings due to a right flexor strain (missed 77 games)... had a 1.42 ERA over final 26 outings starting Aug. 3...overall, owned a 2.64 ERA in 40 games, while playing his final season in San Francisco...pitched in two games in the NLDS vs. Chicago, allowing runs in both...allowed a game-tying, two-run home run to Kris Bryant in a 6-5, 13-inning win...however, allowed RBI double to Ben Zobrist in season-ending Game 4 loss (was only batter faced).

**2015**—Ranked second in majors with 34 holds to the Pirates Tony Watson (41)...stranded 81.6 percent of inherited runners, which ranked eighth among National League relievers...limited right-handed hitters to a .170 average...finished the season with an 0-5-2 record, despite pitching to a 2.98 ERA in 70 games (career-high at the time)...also set a career-high (broken in 2018) with 71 strikeouts.

**2014**—Allowed a career-high 24 runs and a career-high tying nine home runs; his home runs allowed tied for fifth-most among National League relievers...began the season as the Giants' closer, but moved to earlier innings after yielding nine runs over five games (4.1 ip) from June 13-28, including three blown saves...posted a 1.29 ERA in nine postseason appearances during the Giants' run to 2014 World Series title (his third title with the Giants), holding right-handers to a .111 average with seven strikeouts...suffered his first career postseason loss in Game 2 of the NLCS at St. Louis, surrendering a walk-off home run to Kolten Wong.

**2013**—Finished the season with 38 saves, which tied for third in the National League behind Craig Kimbrel (50) and Rafael Soriano (43)...became the fifth pitcher in Giants history with at least 35 saves in a season, joining Robb Nen (5 such seasons), Brian Wilson (4), Rod Beck (3) and Tim Worrell (1)...pitched in his first World Baseball Classic, pitching for Team México, as his father, Frank, was born to a Mexican farm laborer who immigrated to the United States when Frank was a baby...made two appearances, going 1-for-2 in save chances...blew a save opportunity against Italy after allowing a go-ahead, two-run double to Cubs infielder Anthony Rizzo...did go on to pitch a perfect ninth inning against Team USA later in the tournament...made his first and only All-Star team, after pitching to a 3-4-21 record and a 2.86 ERA and 38 strikeouts, as NL manager Bruce Bochy chose Romo to replace Pittsburgh's Jeff Locke, who could not play due to injury.

**2012**—Finished the season with a 1.79 ERA and 63 strikeouts to just 10 walks...the 1.79 ERA finished fourth-best among NL relievers, behind only Atlanta's Craig Kimbrel (1.51), Cincinnati's Aroldis Chapman (1.51) and Atlanta's Eric O'Flaherty (1.73)...became the second San Francisco reliever to post back-to-back seasons of sub-2.00 ERA's joining teammate Santiago Casilla, 2010-11 (min. 40.0 IP)...did not allow a run in his first 13 appearances, entering the All-Star Break with a 0.72 ERA in 31 games...won the Gibby Award for Setup Man of the Year, presented by MLB.com...went 1-0 with a 0.84 ERA in 10 postseason games, converting all four save opportunities he was given...won Game 3 and earned the save in the decisive Game 5 of the NLDS against Cincinnati...earned the save in all three appearances he made in the World Series against Detroit, winning the Series for the second time in three years...struck out the side in Game 4, ending the World Series with a strikeout of Hall of Fame hopeful Miguel Cabrera...became just the seventh pitcher in baseball history to record three-or-more saves in a World Series, joining New York-AL's John Wetteland (4 in 1996), Pittsburgh's Roy Face (3 in 1960), Pittsburgh's Kent Tekulve (3 in 1979), New York-AL's Mariano Rivera (3 in 1998), Los Angeles-AL's Troy Percival (3 in 2002) and Boston's Jonathan Papelbon (3 in 2007).

**2011**—Had a career-best 1.50 ERA in 65 games...ranked third in the National League in ERA and first in the majors with a 0.71 WHIP and 14.00 strikeout-to-walk ratio (min. 30.0 ip)...the 1.50 ERA was the lowest by a Giant since Robb Nen (also 1.50) in 2000, while his 14.00 SO/BB ratio was the highest in franchise history and highest since Oakland's Dennis Eckersley's 18.25 with the A's in 1990...threw 71.3 percent of his pitches for strikes, second-best in the majors, behind only BAL/TEX reliever Koji Uehara (72.0%)...had a 15-game stretch from July 4-Aug. 6 in which he retired 31 consecutive batters, while he had a stretch of 28 appearances (21.2 ip) without allowing a run from June 30-Sept. 23...spent some time on the disabled list (Aug. 10-27) with a right elbow inflammation.

**2010**—Threw a then-career-high 62.0 innings, recording a 5.00 strikeout-to-walk ratio, sixth-best among National League relievers...finished the year 5-3 with a 2.18 ERA...helped the Giants win their first World Series title since 1954 as he went 1-0 with a 7.36 ERA in six games in the postseason...earned the win in Game 3 of the NLDS at Atlanta as the Giants came back in the top half of the ninth and gave him the win in a 3-2 San Francisco victory.

**2009**—Missed the first two months of the season with a right elbow sprain that he suffered in spring training...came back to finish the season with a 3.97 ERA and 41 strikeouts in 45 games...earned his first career save July 7 vs. Florida, striking out Dan Uggla and Jorge Cantú to clinch a 3-0 win.

**2008**—Played for the Aguilas de Mexicali in the Mexican Pacific League before beginning the regular season with Double-A Connecticut, going 1-3 with a 4.00 ERA...was promoted to Triple-A Fresno, where he would throw 6.0 scoreless innings over three games...made his Major League debut on June 26 at Cleveland, throwing a perfect eighth inning, including strikeouts of Casey Blake and David Dellucci...earned his first win later that season on Aug. 1 at San Diego, throwing a scoreless bottom of the ninth before the Giants would score the winning run in the top of the 10th, with Brian Wilson closing the game...didn't allow a run in 13 appearances, spanning 17.2 innings, from July 28 through the end of the season...was ranked by *Baseball America* as the 10th-best Giants prospect following the season.

**2007**—Spent the entire season with Single-A San Jose, where he pitched exclusively as a reliever for the first time in his career...his 14.38 strikeout-per-nine inning ratio led full-season relievers...was named the Relief Pitcher of the Year for all Single-A Advanced teams by MLB.com following the season...participated in the Arizona Fall League, pitching for the Scottsdale Scorpions, and posted a 0.64 ERA in nine games.

**2006**—Pitched for Single-A Augusta, going 10-2 in 31 games, including 10 starts, with a 2.53 ERA, 95 strikeouts and an opponents batting average of .208...was named a Midseason All-Star after posting a 5-1 record and a 3.21 ERA in the first half...then went 5-1 with a 1.80 ERA in the second half.

**2005**—Made his professional pitching debut with Short-Season A Salem-Keizer of the Northwest League, going 7-1 with a 2.75 ERA in 15 games, 14 starts...had 65 strikeouts against just nine walks...his seven wins led the NWL that season.

## **PERSONAL/MISCELLANEOUS**

Sergio Francisco Romo...has four sons...attended Brawley Union High School (CA)...was not recruited out of high school...attended Orange Coast Community College (CA), then transferred to Arizona Western Junior College and pitched there for two years...transferred to University of North Alabama, and then Colorado Mesa University, and compiled a 24-4 record in two seasons at the Division II level.



## LIFETIME PITCHING RECORD

| Year                       | Club             | W         | L         | ERA         | G          | GS       | CG       | SHO      | SV         | IP           | H          | R          | ER         | HR        | HB        | BB         | IBB       | SO         | WP        | BK       |
|----------------------------|------------------|-----------|-----------|-------------|------------|----------|----------|----------|------------|--------------|------------|------------|------------|-----------|-----------|------------|-----------|------------|-----------|----------|
| 2005                       | Salem Keizer     | 7         | 1         | 2.75        | 15         | 14       | 0        | 0        | 0          | 68.2         | 70         | 24         | 21         | 7         | 3         | 9          | 1         | 65         | 1         | 1        |
| 2006                       | Augusta          | 10        | 2         | 2.53        | 31         | 10       | 0        | 0        | 4          | 103.1        | 78         | 33         | 29         | 9         | 5         | 19         | 1         | 95         | 2         | 0        |
| 2007                       | San Jose         | 6         | 2         | 1.36        | 41         | 0        | 0        | 0        | 9          | 66.1         | 35         | 12         | 10         | 4         | 1         | 15         | 1         | 106        | 2         | 0        |
| 2008                       | SAN FRANCISCO    | 3         | 1         | 2.12        | 29         | 0        | 0        | 0        | 0          | 34.0         | 16         | 13         | 8          | 3         | 3         | 8          | 1         | 33         | 0         | 0        |
|                            | Connecticut      | 1         | 3         | 4.00        | 24         | 0        | 0        | 0        | 11         | 27.0         | 22         | 15         | 12         | 1         | 2         | 7          | 2         | 30         | 0         | 0        |
|                            | Fresno           | 0         | 0         | 0.00        | 3          | 0        | 0        | 0        | 0          | 6.0          | 3          | 0          | 0          | 0         | 0         | 2          | 1         | 7          | 0         | 0        |
| 2009                       | SAN FRANCISCO    | 5         | 2         | 3.97        | 45         | 0        | 0        | 0        | 2          | 34.0         | 30         | 15         | 15         | 1         | 1         | 11         | 0         | 41         | 2         | 0        |
|                            | San Jose         | 0         | 0         | 0.00        | 3          | 1        | 0        | 0        | 0          | 4.2          | 2          | 0          | 0          | 0         | 0         | 2          | 0         | 6          | 0         | 0        |
|                            | Fresno           | 0         | 0         | 0.00        | 3          | 0        | 0        | 0        | 0          | 3.0          | 2          | 1          | 0          | 0         | 0         | 0          | 0         | 3          | 1         | 0        |
| 2010                       | SAN FRANCISCO    | 5         | 3         | 2.18        | 68         | 0        | 0        | 0        | 0          | 62.0         | 46         | 16         | 15         | 6         | 4         | 14         | 2         | 70         | 0         | 0        |
| 2011                       | SAN FRANCISCO    | 3         | 1         | 1.50        | 65         | 0        | 0        | 0        | 1          | 48.0         | 29         | 8          | 8          | 2         | 0         | 5          | 1         | 70         | 0         | 0        |
|                            | AZL Giants       | 0         | 0         | 0.00        | 1          | 1        | 0        | 0        | 0          | 1.0          | 1          | 0          | 0          | 0         | 0         | 0          | 0         | 3          | 0         | 0        |
| 2012                       | SAN FRANCISCO    | 4         | 2         | 1.79        | 69         | 0        | 0        | 0        | 14         | 55.1         | 37         | 11         | 11         | 5         | 3         | 10         | 1         | 63         | 2         | 0        |
| 2013                       | SAN FRANCISCO    | 5         | 8         | 2.54        | 65         | 0        | 0        | 0        | 38         | 60.1         | 53         | 20         | 17         | 5         | 1         | 12         | 3         | 58         | 1         | 0        |
| 2014                       | SAN FRANCISCO    | 6         | 4         | 3.72        | 64         | 0        | 0        | 0        | 23         | 58.0         | 43         | 24         | 24         | 9         | 4         | 12         | 2         | 59         | 2         | 0        |
| 2015                       | SAN FRANCISCO    | 0         | 5         | 2.98        | 70         | 0        | 0        | 0        | 2          | 57.1         | 51         | 20         | 19         | 3         | 1         | 10         | 2         | 71         | 4         | 0        |
| 2016                       | SAN FRANCISCO    | 1         | 0         | 2.64        | 40         | 0        | 0        | 0        | 4          | 30.2         | 26         | 9          | 9          | 5         | 0         | 7          | 1         | 33         | 1         | 0        |
|                            | San Jose         | 0         | 0         | 0.00        | 4          | 0        | 0        | 0        | 0          | 5.0          | 2          | 0          | 0          | 0         | 0         | 1          | 0         | 8          | 0         | 0        |
|                            | Sacramento       | 1         | 1         | 5.68        | 7          | 0        | 0        | 0        | 0          | 6.1          | 8          | 4          | 4          | 1         | 0         | 0          | 0         | 11         | 0         | 0        |
| 2017                       | LOS ANGELES (NL) | 1         | 1         | 6.12        | 30         | 0        | 0        | 0        | 0          | 25.0         | 23         | 17         | 17         | 7         | 0         | 12         | 1         | 31         | 0         | 1        |
|                            | TAMPA BAY        | 2         | 0         | 1.47        | 25         | 0        | 0        | 0        | 0          | 30.2         | 19         | 6          | 5          | 2         | 1         | 7          | 1         | 28         | 2         | 0        |
|                            | Rancho Cucamonga | 0         | 0         | 3.00        | 2          | 2        | 0        | 0        | 0          | 3.0          | 3          | 1          | 1          | 0         | 0         | 0          | 0         | 2          | 0         | 0        |
| 2018                       | TAMPA BAY        | 3         | 4         | 4.14        | 73         | 5        | 0        | 0        | 25         | 67.1         | 65         | 31         | 31         | 11        | 2         | 20         | 0         | 75         | 2         | 0        |
| 2019                       | MIAMI            | 2         | 0         | 3.58        | 38         | 0        | 0        | 0        | 17         | 37.2         | 33         | 18         | 15         | 4         | 0         | 13         | 3         | 33         | 2         | 1        |
|                            | MINNESOTA        | 0         | 1         | 3.18        | 27         | 0        | 0        | 0        | 3          | 22.2         | 17         | 9          | 8          | 3         | 2         | 4          | 0         | 27         | 1         | 0        |
| 2020                       | MINNESOTA        | 1         | 2         | 4.05        | 24         | 0        | 0        | 0        | 5          | 20.0         | 16         | 9          | 9          | 3         | 3         | 7          | 0         | 23         | 0         | 0        |
| <b>Major League Totals</b> |                  | <b>41</b> | <b>34</b> | <b>2.95</b> | <b>732</b> | <b>5</b> | <b>0</b> | <b>0</b> | <b>134</b> | <b>643.0</b> | <b>504</b> | <b>226</b> | <b>211</b> | <b>69</b> | <b>25</b> | <b>152</b> | <b>18</b> | <b>715</b> | <b>19</b> | <b>2</b> |

## CAREER TRANSACTIONS

**2005** — Selected by the San Francisco Giants in the 28th round of the First-Year Player Draft. **2009** — On the disabled list, March 26 to May 28; included rehabilitation assignment to San Jose, May 14 to 17 and May 20 to 21, and Fresno, May 18 to 19 and May 22 to 28. **2011** — On the disabled list, August 10 to 27; included rehabilitation assignment to Arizona Giants, August 26 to 27. **2014** — Elected free agency, October 30; re-signed by the Giants, December 19. **2016** — On the disabled list, April 11 to July 3, included rehabilitation assignments to Sacramento, May 23 to 30, June 20 to 24 and June 30 to July 3, and San Jose, June 17 to 19 and June 25 to 29. Elected free agency, November 3. **2017** — Signed by the Los Angeles Dodgers, March 1. On the disabled list, June 8 to 18; included rehabilitation assignment to Rancho Cucamonga, June 14 to 18. Traded to the Tampa Bay Rays with cash considerations for cash considerations, July 22. Elected free agency, November 2. **2018** — Re-signed by the Rays, February 14. Elected free agency, October 29. **2019** — Signed by the Miami Marlins, February 15. Traded to the Minnesota Twins with minor league pitcher Chris Vallimont and cash for minor league infielder Lewin Diaz, July 27. Elected free agency, October 31; re-signed by the Twins, December 20. **2020** — On the suspended list, September 12. Elected free agency October 28. **2021** — Signed by the Oakland Athletics, February 18.

## WILD CARD RECORD

| Year | Club/Opp.   | W | L | ERA  | G | GS | CG | SHO | SV | IP  | H | R | ER | HR | HB | BB | IBB | SO | WP | BK |
|------|-------------|---|---|------|---|----|----|-----|----|-----|---|---|----|----|----|----|-----|----|----|----|
| 2020 | MIN vs. HOU | 0 | 1 | 0.00 | 1 | 0  | 0  | 0   | 0  | 0.2 | 2 | 3 | 0  | 0  | 0  | 1  | 0   | 0  | 0  | 0  |

## DIVISION SERIES PITCHING RECORD

| Year          | Club/Opp.   | W        | L        | ERA         | G         | GS       | CG       | SHO      | SV       | IP          | H         | R        | ER       | HR       | HB       | BB       | IBB      | SO       | WP       | BK       |
|---------------|-------------|----------|----------|-------------|-----------|----------|----------|----------|----------|-------------|-----------|----------|----------|----------|----------|----------|----------|----------|----------|----------|
| 2010          | SF vs. ATL  | 1        | 0        | 40.50       | 2         | 0        | 0        | 0        | 0        | 0.2         | 3         | 3        | 3        | 1        | 0        | 0        | 0        | 0        | 0        | 0        |
| 2012          | SF vs. CIN  | 1        | 0        | 2.08        | 3         | 0        | 0        | 0        | 1        | 4.1         | 2         | 1        | 1        | 0        | 0        | 1        | 0        | 1        | 0        | 0        |
| 2014          | SF vs. WAS  | 0        | 0        | 0.00        | 3         | 0        | 0        | 0        | 0        | 3.0         | 2         | 0        | 0        | 0        | 0        | 0        | 0        | 2        | 0        | 0        |
| 2016          | SF vs. CHI  | 0        | 0        | 13.50       | 2         | 0        | 0        | 0        | 0        | 2.0         | 2         | 3        | 3        | 1        | 0        | 1        | 0        | 2        | 0        | 0        |
| 2019          | MIN vs. NYY | 0        | 0        | 9.00        | 2         | 0        | 0        | 0        | 0        | 2.0         | 2         | 2        | 2        | 1        | 0        | 2        | 0        | 1        | 0        | 0        |
| <b>Totals</b> |             | <b>2</b> | <b>0</b> | <b>6.75</b> | <b>12</b> | <b>0</b> | <b>0</b> | <b>0</b> | <b>1</b> | <b>12.0</b> | <b>11</b> | <b>9</b> | <b>9</b> | <b>3</b> | <b>0</b> | <b>4</b> | <b>0</b> | <b>6</b> | <b>0</b> | <b>0</b> |

### LEAGUE CHAMPIONSHIP SERIES PITCHING RECORD

| Year          | Club/Opp.  | W        | L        | ERA         | G         | GS       | CG       | SHO      | SV       | IP         | H        | R        | ER       | HR       | HB       | BB       | IBB      | SO       | WP       | BK       |
|---------------|------------|----------|----------|-------------|-----------|----------|----------|----------|----------|------------|----------|----------|----------|----------|----------|----------|----------|----------|----------|----------|
| 2010          | SF vs. PHI | 0        | 0        | 0.00        | 3         | 0        | 0        | 0        | 0        | 2.1        | 2        | 0        | 0        | 0        | 0        | 1        | 0        | 3        | 0        | 0        |
| 2012          | SF vs. PHI | 0        | 0        | 0.00        | 4         | 0        | 0        | 0        | 0        | 3.1        | 2        | 0        | 0        | 0        | 0        | 0        | 0        | 3        | 1        | 0        |
| 2014          | SF vs. STL | 1        | 1        | 5.40        | 4         | 0        | 0        | 0        | 0        | 1.2        | 2        | 1        | 1        | 1        | 0        | 0        | 0        | 1        | 0        | 0        |
| <b>Totals</b> |            | <b>1</b> | <b>1</b> | <b>1.23</b> | <b>11</b> | <b>0</b> | <b>0</b> | <b>0</b> | <b>0</b> | <b>7.1</b> | <b>6</b> | <b>1</b> | <b>1</b> | <b>1</b> | <b>0</b> | <b>1</b> | <b>0</b> | <b>7</b> | <b>1</b> | <b>0</b> |

### WORLD SERIES PITCHING RECORD

| Year          | Club/Opp.  | W        | L        | ERA         | G        | GS       | CG       | SHO      | SV       | IP         | H        | R        | ER       | HR       | HB       | BB       | IBB      | SO        | WP       | BK       |
|---------------|------------|----------|----------|-------------|----------|----------|----------|----------|----------|------------|----------|----------|----------|----------|----------|----------|----------|-----------|----------|----------|
| 2010          | SF vs. TEX | 0        | 0        | 0.00        | 1        | 0        | 0        | 0        | 0        | 0.2        | 1        | 0        | 0        | 0        | 0        | 0        | 0        | 1         | 0        | 0        |
| 2012          | SF vs. DET | 0        | 0        | 0.00        | 3        | 0        | 0        | 0        | 3        | 3.0        | 0        | 0        | 0        | 0        | 0        | 0        | 0        | 5         | 0        | 0        |
| 2014          | SF vs. KC  | 0        | 0        | 0.00        | 2        | 0        | 0        | 0        | 0        | 2.1        | 2        | 0        | 0        | 0        | 0        | 0        | 0        | 4         | 0        | 0        |
| <b>Totals</b> |            | <b>0</b> | <b>0</b> | <b>0.00</b> | <b>6</b> | <b>0</b> | <b>0</b> | <b>0</b> | <b>3</b> | <b>6.0</b> | <b>3</b> | <b>0</b> | <b>0</b> | <b>0</b> | <b>0</b> | <b>0</b> | <b>0</b> | <b>10</b> | <b>0</b> | <b>0</b> |

### ALL-STAR GAME PITCHING RECORD

| Year | Club/Site | W | L | ERA | G | GS | CG | SHO | SV | IP | H | R | ER | HR | HB | BB | IBB | SO | WP | BK |
|------|-----------|---|---|-----|---|----|----|-----|----|----|---|---|----|----|----|----|-----|----|----|----|
| 2013 | N.L./NYM  |   |   |     |   |    |    |     |    |    |   |   |    |    |    |    |     |    |    |    |
|      |           |   |   |     |   |    |    |     |    |    |   |   |    |    |    |    |     |    |    |    |

(Did not pitch)

### WORLD BASEBALL CLASSIC PITCHING RECORD

| Year          | Club   | W        | L        | ERA          | G        | GS       | CG       | SHO      | SV       | IP         | H        | R        | ER       | HR       | HB       | BB       | IBB      | SO       | WP       | BK       |
|---------------|--------|----------|----------|--------------|----------|----------|----------|----------|----------|------------|----------|----------|----------|----------|----------|----------|----------|----------|----------|----------|
| 2013          | Mexico | 0        | 1        | 9.00         | 2        | 0        | 0        | 0        | 1        | 2.0        | 3        | 2        | 2        | 0        | 0        | 0        | 0        | 1        | 0        | 0        |
| 2017          | Mexico | 0        | 0        | 20.25        | 2        | 0        | 0        | 0        | 0        | 1.1        | 4        | 3        | 3        | 1        | 0        | 1        | 0        | 1        | 0        | 0        |
| <b>Totals</b> |        | <b>0</b> | <b>1</b> | <b>13.50</b> | <b>4</b> | <b>0</b> | <b>0</b> | <b>0</b> | <b>1</b> | <b>3.1</b> | <b>7</b> | <b>5</b> | <b>5</b> | <b>1</b> | <b>0</b> | <b>1</b> | <b>0</b> | <b>2</b> | <b>0</b> | <b>0</b> |

### ROMO'S CAREER BESTS

**Low Hit Complete Game:** None  
**Innings Pitched:** 3.0 (twice), last: September 21, 2008 at Los Angeles (NL)  
**Strikeouts:** 4, July 24, 2013 at Cincinnati  
**Pitches:** 46, September 2, 2008 at Colorado  
**Longest Winning Streak:** 8, May 9, 2010 to June 1, 2011  
**Longest Losing Streak:** 5, April 16 to September 15, 2015  
**Longest Scoreless Streak:** 21.2, June 30 to September 23, 2011

**RIGHT-HANDED PITCHER****Height/Weight:** 6-2 / 220**Bats/Throws:** Right / Right**Birthdate:** May 29, 1990**Opening Day Age:** 30**Birthplace/Resides:** Lee's Summit, Missouri / Des Perres, Missouri**Major League Service:** 7 years, 1 days**Obtained:** Signed as a free agent, February 22, 2021**Contract Status:** First year of a one-year contract through 2021[@TrevRosenthal](#) [Updated Stats](#)**CAREER HIGHLIGHTS**

Has saved 132 games in 373 career relief appearances over eight seasons in the majors as is 12-25 with a 3.36 ERA and .225 opponents batting average...has 490 strikeouts in just 364.0 innings, an average of 12.12 per nine innings...that is the seventh his ratio in the majors dating back to 2012 among pitchers with 300 or more innings pitched...spent the first six years of his career with St. Louis (2012-17), missed the entire 2018 season following Aug. 30, 2017 "Tommy John" surgery, and has pitched for four teams over the last two seasons: Washington (2019), Detroit (2019), Kansas City (2020) and San Diego (2020)...has five years of postseason experience and is 1-0 with eight saves and a 2.40 ERA in 27 relief appearances...has 48 strikeouts in 30.0 innings...set the Cardinals single season save record with 48 in 2015...named to the National League All-Star Team that year but did not pitch in the game.

**2020 HIGHLIGHTS**

Began the season with Kansas City and had seven saves and a 3.29 ERA in 14 relief appearances when he was traded to San Diego on Aug. 29...did not allow an earned run in nine appearances and 10.0 innings with the Padres, saving four games...combined to go 1-0 with 11 saves, a 1.90 ERA and .148 opponents batting average in 23 relief appearances overall...converted 11-of-12 (91.7%) save opportunities, which was the fourth best percentage in the majors among pitchers with at least 10 opportunities...tied for seventh in saves...also ranked seventh among relievers in strikeouts per nine innings (14.45), tied for ninth in strikeouts (38) and 10th in opponents batting average (.148)...his ERA and opponents batting average was a career-low as was his .231 opponents on-base percentage...the games pitched and saves were his most since undergoing "Tommy John" surgery towards the end of the 2017 season...his opponents batting average broke down to .119 (5-for-42) against left-handed hitters compared to .179 (7-for-39) against right-handers...surrendered both of his home runs to right-handers for a .436 slugging percentage (.167 vs. lefties)...has held left-handed hitters to a .138 (9-for-65) average and no home runs over the last two years...yielded a .234 batting average with the bases empty but opponents were just 1-for-34 (.029) with runners on base, including 0-for-20 with runners in scoring position...has not allowed a hit with RISP since July 25, 2019 at Seattle and opponents are 0-for-their-last-25...has a .199 (71-for-356) opponents average with RISP in his career...first batters faced were 3-for-21 (.143) with two walks...stranded all six of his inherited runners...did not allow an earned run in four appearances at Petco Park (5.0 ip) and had a 1.93 ERA in five games at Kauffman Stadium...combined for a 0.93 ERA and .121 opponents batting average in nine appearances in his home ballparks compared to 2.57 and .167 in 14 games on the road...tossed at least one inning in 21 of his 23 appearances...did not allow a run 19 times.

**MAJORS:** Did not allow a run in 10 of his first 11 appearances through Aug. 19 for a 0.87 ERA...opponents were 5-for-34 (.147) over that span and he converted each of his six save opportunities...then yielded four runs in 3.1 innings over his final three games with the Royals...walked a career-high tying three batters in 1.0 inning Aug. 12 against Cincinnati but did not allow a run...allowed two hits Aug. 20 against Minnesota, his only appearance with more than one hit...struck out a career-high tying four batters Aug. 26 at St. Louis (seventh time, last: July 28, 2017 vs. Arizona)...however, yielded three of his five runs for the season in that game...was traded to San Diego for outfielder Edward Olivares and minor league pitcher Dylan Coleman on Aug. 29...tossed a score-

less ninth inning in his Padres debut Aug. 31 at Colorado...converted each of his first 10 save opportunities before he was charged with his only blown save Sept. 20 at Seattle when he allowed a run in the bottom of the 10th...ended up with his only win of the season when the Padres came back to score three times in the 11th and clinch a postseason berth...tossed a season-high 2.0 innings in the contest and allowed one unearned run, the only run he would allow with San Diego...did not allow an earned run in eight games in September (9.0 ip, 2 h, 1 r, 1 bb, 15 so) and finished the regular season with a nine-game, 10.0-inning streak without an earned run...then allowed six runs on five hits and five walks in four postseason appearances for a 13.50 ERA...worked in all three games of the NLCS against St. Louis (3.0 ip, 3 h, 2 r, 2 er, 3 bb, 5 so), recording the save in an 11-9 win in Game 2...pitched just once in the NLDS against the Dodgers, allowing four runs in the ninth inning of the Padres 12-3 in the third and final game of the series.

## CAREER

**2019**—Spent time with three different organizations, opening the year with Washington, before signing minor league contracts with Detroit (June 27) and the New York Yankees (Aug. 17)...made a combined 22 Major League appearances between Washington and Detroit...was placed on the 10-day injured list on April 26 with a viral infection...reinstated on June 8 after a 10-game rehab assignment with Triple-A Harrisburg...released on June 23...signed by the Tigers on June 27 and made six appearances with Triple-A Toledo, before being recalled on July 15...was designated for assignment on Aug. 8...signed by the Yankees on Aug. 17, but made just one appearance with Scranton/Wilkes-Barre, allowing four runs in 0.1-innings to Buffalo.

**2018**—Missed the entire season while recovering from right elbow surgery.

**2017**—In his final year with St. Louis, went 3-4 with a 3.40 ERA, converting 11-of-13 (84.6%) of save opportunities...among Major League relievers, his 14.35 strikeouts per nine innings ranked fifth (min. 45.0 ip), trailing Craig Kimbrel (16.43), Dellin Betances (15.08), Corey Knebel (14.92) and Kenley Jansen (14.36)...had two stints on the disabled list: March 30-April 9 (strained right lat) and Aug. 17-Nov. 5 (right posterior elbow irritation)...underwent Tommy John ligament replacement surgery on Aug. 30 and was released on Nov. 6.

**2016**—Converted 14-of-18 save opportunities with St. Louis, going 2-4 with a 4.46 ERA...his 14 saves ranked second on the team to Seung Hwan Oh (19)...missed 46 games, spending July 26-Sept. 14 on the injured list (right rotator cuff inflammation)...recorded his 100th save on April 20 vs. the Cubs, striking out the side in the ninth...at 25 years, 326 days, became the youngest Cardinals pitcher and eighth-youngest Major League hurler to reach 100 career saves...ranked third among National League relievers with a 12.5 strikeout-to-walk ratio (min. 40 ip)...recorded his ninth career save of four outs or more on April 10 vs. Atlanta, recording all four outs via strikeout.

**2015**—Set the Cardinals' single-season saves record with 48...ranked second in both the Majors and the National League...became the first St. Louis pitcher to post consecutive 45-save seasons and was just the seventh pitcher in MLB history to do so at the time...selected to his first All-Star Game, but did not pitch in the American League's 6-3 triumph in Cincinnati...ranked fourth in the NL with a 94.1 save percentage (48-for-51) and eighth among NL relievers in strikeouts (83) and ERA (2.10)...posted a streak of 23.2 scoreless innings (May 5-July 2), the longest by a Cardinals' pitcher and seventh-longest in the Majors in 2015...retired all three batters he faced via strikeout in 1.0-inning appearances on four occasions, tops in MLB in 2015...pitched 1.0 scoreless inning in both Games 1 and 4 of the NLDS vs. Chicago...entered Game 1 in the ninth in a non-save situation and allowed a hit, a walk and fanned three.

**2014**—Ranked second in the National League and fourth in the Majors with 45 saves...became just the fourth pitcher in franchise history to record 45+ saves, joining: Jason Isringhausen (2004), Lee Smith (1991) and Bruce Sutter (1984)...fanned 87 batters, which ranked sixth among NL relievers, while his 11.13 strikeout-to-walk ratio ranked second in the Senior Circuit, behind only Jake Diekmann (12.68), min. 70.0 innings...held opposing batters to a .127 average when ahead in the count (.271 behind)...worked more than 1.0 inning in four of his saves, including 1.2 innings in his May 15 save vs. the Cubs...struck out all three batters he faced in 1.0-inning appearances on four occasions, including on April 25 vs. Pittsburgh to save a 1-0 win...made four appearances

in the postseason, saving all three Cardinals' wins in the NLDS vs. Los Angeles...his three saves ranked third in the 2014 postseason, trailing Greg Holland (7) and Santiago Casilla (4).

**2013**—Ranked third among National League relievers with 108 strikeouts, trailing only Aroldis Chapman (112) and Kenley Jansen (111), in his first full season in the big leagues...his 12.9 strikeout-to-walk ratio ranked second in the Majors (min. 70.0 ip)...named to the *Baseball America* All-Rookie Team...also tied for ninth in the NL in innings and tied for 10th in appearances (74)...earned his first big league victory on June 9 at Cincinnati, tossing 2.0 perfect innings and recording four strikeouts...did not allow an earned run in 12 May appearances (11.1 ip), surrendering one unearned run and recording 20 strikeouts...made 10 scoreless appearances during the postseason, covering 11.2 innings, and converted 4-of-5 save opportunities...fanned 18 of the 40 batters he faced (45%), setting a franchise record by a reliever, passing his 15 strikeouts in 2012...struck out the side in the ninth in both Game 2 of the NLCS vs. Los Angeles (Oct. 12) and Game 2 of the World Series at Boston (Oct. 24)...fanned nine batters over 4.2 innings in the World Series...tossed 2.0 scoreless innings in Game 1 of the NLCS vs. Los Angeles, en route to a 3-2 St. Louis win in 13 innings...earned the win in Game 3 of the World Series vs. Boston (Oct. 26), tossing 1.2 scoreless innings, after allowing an inherited runner to score the tying run.

**2012**—Had three stints in the Majors, including a final recall on Aug. 29, where he remained with St. Louis the rest of the season...made his big league debut at Milwaukee on July 18, tossing a scoreless eighth inning with a pair of strikeouts...fanned Corey Hart and Carlos Gomez...did not allow a run in 15 of his 19 appearances and held opposing batters to a .175 average with three extra-base hits (.263 slugging percentage)...his average fastball speed was 97.4 MPH, which ranked fifth among all MLB pitchers...pitched a career-high 3.0 scoreless innings of relief at Pittsburgh on Aug. 29, allowing one hit and registering three strikeouts...led ML relievers with 15 strikeouts during the postseason, which tied for third most all-time by a rookie reliever, trailing Francisco Rodríguez (28 in 2002) and José Contreras (18 in 2008)...did not allow a run over his seven appearances (8.2 ip), while holding the opposition to a .071 average...went a combined 8-6 with a 2.97 ERA in 20 starts between Double-A Springfield and Triple-A Memphis...was named the Cardinals' Minor League Pitcher of the Month for May, going 3-1 with a 1.65 ERA and 21 strikeouts in 27.1 innings.

**2011**—Made 22 starts with Single-A Quad Cities, going 7-7 with a 4.11 ERA...named a Midwest League Midseason All-Star and earned the starting nod on the mound for the West All-Stars...tossed a perfect first inning...earned the win in the Midwest League Championship Game, working 6.0 innings and allowing three runs with seven strikeouts vs. Lansing on Sept. 17.

**2010**—Appeared in 10 games, including six starts, for Johnson City (Rookie)...completed a seven-game winning streak July 16, which dated back to July 2009.

**2009**—Began his professional career with the Gulf Coast League Cardinals (Rookie)...led the club with four victories.

## PERSONAL/MISCELLANEOUS

Trevor Jordan Rosenthal was originally signed by Cardinals scout Aaron Looper...is married, Lindsey, and has three children: Chloe, Adalyn and Landry...graduated from Lee's Summit West High School (MO) in 2008...attended Cowley County Community College in Arkansas City, Kansas.

## LIFETIME PITCHING RECORD

| Year                       | Club                  | W         | L         | ERA         | G          | GS       | CG       | SHO      | SV         | IP            | H          | R          | ER         | HR        | HB        | BB         | IBB      | SO         | WP        | BK       |
|----------------------------|-----------------------|-----------|-----------|-------------|------------|----------|----------|----------|------------|---------------|------------|------------|------------|-----------|-----------|------------|----------|------------|-----------|----------|
| 2009                       | GCL Cardinals         | 4         | 1         | 4.88        | 14         | 0        | 0        | 0        | 0          | 24.0          | 25         | 17         | 13         | 0         | 4         | 10         | 0        | 26         | 3         | 1        |
| 2010                       | Johnson City          | 3         | 0         | 2.25        | 10         | 6        | 0        | 0        | 1          | 32.0          | 23         | 10         | 8          | 1         | 2         | 7          | 0        | 30         | 0         | 0        |
| 2011                       | Quad Cities           | 7         | 7         | 4.11        | 22         | 22       | 1        | 0        | 0          | 120.1         | 111        | 62         | 55         | 7         | 13        | 39         | 0        | 133        | 7         | 1        |
| 2012                       | Springfield           | 8         | 6         | 2.78        | 17         | 17       | 0        | 0        | 0          | 94.0          | 67         | 33         | 29         | 6         | 2         | 37         | 0        | 83         | 5         | 1        |
|                            | ST. LOUIS             | 0         | 2         | 2.78        | 19         | 0        | 0        | 0        | 0          | 22.2          | 14         | 7          | 7          | 2         | 1         | 7          | 0        | 25         | 1         | 0        |
|                            | Memphis               | 0         | 0         | 4.20        | 3          | 3        | 0        | 0        | 0          | 15.0          | 11         | 7          | 7          | 1         | 2         | 5          | 0        | 21         | 1         | 0        |
| 2013                       | ST. LOUIS             | 2         | 4         | 2.63        | 74         | 0        | 0        | 0        | 3          | 75.1          | 63         | 25         | 22         | 4         | 6         | 20         | 0        | 108        | 3         | 0        |
| 2014                       | ST. LOUIS             | 2         | 6         | 3.20        | 72         | 0        | 0        | 0        | 45         | 70.1          | 57         | 25         | 25         | 2         | 4         | 42         | 5        | 87         | 1         | 1        |
| 2015                       | ST. LOUIS             | 2         | 4         | 2.10        | 68         | 0        | 0        | 0        | 48         | 68.2          | 62         | 16         | 16         | 3         | 1         | 25         | 3        | 83         | 7         | 0        |
| 2016                       | ST. LOUIS             | 2         | 4         | 4.46        | 45         | 0        | 0        | 0        | 14         | 40.1          | 48         | 22         | 20         | 3         | 3         | 29         | 0        | 56         | 0         | 0        |
| 2017                       | ST. LOUIS             | 3         | 4         | 3.40        | 50         | 0        | 0        | 0        | 11         | 47.2          | 37         | 20         | 18         | 3         | 2         | 20         | 0        | 76         | 2         | 0        |
| 2018                       |                       |           |           |             |            |          |          |          |            | Did Not Pitch |            |            |            |           |           |            |          |            |           |          |
| 2019                       | WASHINGTON            | 0         | 1         | 22.74       | 12         | 0        | 0        | 0        | 0          | 6.1           | 8          | 16         | 16         | 0         | 3         | 15         | 0        | 5          | 5         | 0        |
|                            | Harrisburg            | 0         | 1         | 5.79        | 10         | 0        | 0        | 0        | 0          | 9.1           | 9          | 6          | 6          | 2         | 3         | 7          | 0        | 11         | 1         | 0        |
|                            | Toledo                | 0         | 0         | 10.13       | 6          | 0        | 0        | 0        | 0          | 5.1           | 8          | 6          | 6          | 2         | 1         | 6          | 0        | 9          | 1         | 0        |
|                            | DETROIT               | 0         | 0         | 7.00        | 10         | 0        | 0        | 0        | 0          | 9.0           | 3          | 8          | 7          | 0         | 1         | 11         | 0        | 12         | 4         | 0        |
|                            | Scranton/Wilkes Barre | 0         | 0         | 108.00      | 1          | 0        | 0        | 0        | 0          | 0.1           | 0          | 4          | 4          | 0         | 1         | 3          | 0        | 0          | 1         | 0        |
| 2020                       | KANSAS CITY           | 0         | 0         | 3.29        | 14         | 0        | 0        | 0        | 7          | 13.2          | 9          | 5          | 5          | 2         | 1         | 7          | 0        | 21         | 0         | 1        |
|                            | SAN DIEGO             | 1         | 0         | 0.00        | 9          | 0        | 0        | 0        | 4          | 10.0          | 3          | 1          | 0          | 0         | 0         | 1          | 0        | 17         | 0         | 0        |
| <b>Major League Totals</b> |                       | <b>12</b> | <b>25</b> | <b>3.36</b> | <b>373</b> | <b>0</b> | <b>0</b> | <b>0</b> | <b>132</b> | <b>364.0</b>  | <b>304</b> | <b>145</b> | <b>136</b> | <b>19</b> | <b>22</b> | <b>177</b> | <b>8</b> | <b>490</b> | <b>23</b> | <b>2</b> |

## CAREER TRANSACTIONS

**2009** — Selected by the St. Louis Cardinals in the 21st round of the First-Year Player Draft. **2015** — On the paternity list, August 28 to 30. **2016** — On the disabled list, July 25 to September 14. **2017** — On the disabled list, March 30 to April 9. On the disabled list, August 17 to November 5. Released, November 6. **2018** — Signed by the Washington Nationals, November 7. **2019** — On the injured list, April 26 to June 7; included rehabilitation assignment to Harrisburg, May 11 to June 7. Released, June 23; signed by the Detroit Tigers to a minor league contract, June 27. Elected free agency, August 10; signed by the New York Yankees to a minor league contract, August 17. Elected free agency, November 4; signed by the Kansas City Royals to a minor league contract, December 9. **2020** — Traded to the San Diego Padres for outfielder Edward Olivares and minor league pitcher Dylan Coleman, August 29. Elected free agency, October 28. **2021** — Signed by the Oakland Athletics, February 22.

## WILD CARD RECORD

| Year | Club/Opp.   | W | L | ERA  | G | GS | CG | SHO | SV | IP              | H | R | ER | HR | HB | BB | IBB | SO | WP | BK |
|------|-------------|---|---|------|---|----|----|-----|----|-----------------|---|---|----|----|----|----|-----|----|----|----|
| 2012 | STL vs. ATL |   |   |      |   |    |    |     |    | (Did not pitch) |   |   |    |    |    |    |     |    |    |    |
| 2020 | SD vs. STL  | 0 | 0 | 6.00 | 3 | 0  | 0  | 0   | 1  | 3.0             | 3 | 2 | 2  | 1  | 0  | 3  | 0   | 5  | 0  | 0  |

## DIVISION SERIES PITCHING RECORD

| Year          | Club/Opp.   | W        | L        | ERA         | G         | GS       | CG       | SHO      | SV       | IP          | H         | R        | ER       | HR       | HB       | BB       | IBB      | SO        | WP       | BK       |
|---------------|-------------|----------|----------|-------------|-----------|----------|----------|----------|----------|-------------|-----------|----------|----------|----------|----------|----------|----------|-----------|----------|----------|
| 2012          | STL vs. WAS | 0        | 0        | 0.00        | 3         | 0        | 0        | 0        | 0        | 3.1         | 1         | 0        | 0        | 0        | 0        | 0        | 0        | 6         | 0        | 0        |
| 2013          | STL vs. PIT | 0        | 0        | 0.00        | 2         | 0        | 0        | 0        | 1        | 2.0         | 1         | 0        | 0        | 0        | 0        | 1        | 0        | 2         | 0        | 0        |
| 2014          | STL vs. LAD | 0        | 0        | 3.00        | 3         | 0        | 0        | 0        | 3        | 3.0         | 5         | 1        | 1        | 0        | 0        | 1        | 0        | 4         | 0        | 0        |
| 2015          | STL vs. CHC | 0        | 0        | 0.00        | 2         | 0        | 0        | 0        | 0        | 2.0         | 2         | 0        | 0        | 0        | 0        | 3        | 1        | 4         | 0        | 0        |
| 2020          | SD vs. LAD  | 0        | 0        | 36.00       | 1         | 0        | 0        | 0        | 0        | 1.0         | 2         | 4        | 4        | 0        | 1        | 2        | 0        | 1         | 0        | 0        |
| <b>Totals</b> |             | <b>0</b> | <b>0</b> | <b>3.97</b> | <b>11</b> | <b>0</b> | <b>0</b> | <b>0</b> | <b>4</b> | <b>11.1</b> | <b>11</b> | <b>5</b> | <b>5</b> | <b>0</b> | <b>1</b> | <b>7</b> | <b>1</b> | <b>17</b> | <b>0</b> | <b>0</b> |

## LEAGUE CHAMPIONSHIP SERIES PITCHING RECORD

| Year          | Club/Opp.   | W        | L        | ERA         | G        | GS       | CG       | SHO      | SV       | IP          | H        | R        | ER       | HR       | HB       | BB       | IBB      | SO        | WP       | BK       |
|---------------|-------------|----------|----------|-------------|----------|----------|----------|----------|----------|-------------|----------|----------|----------|----------|----------|----------|----------|-----------|----------|----------|
| 2012          | STL vs. SF  | 0        | 0        | 0.00        | 4        | 0        | 0        | 0        | 0        | 5.1         | 1        | 0        | 0        | 0        | 0        | 2        | 0        | 9         | 0        | 0        |
| 2013          | STL vs. LAD | 0        | 0        | 0.00        | 4        | 0        | 0        | 0        | 2        | 5.0         | 2        | 0        | 0        | 0        | 0        | 1        | 1        | 7         | 0        | 0        |
| 2014          | STL vs. SF  | 0        | 0        | 13.50       | 1        | 0        | 0        | 0        | 0        | 0.2         | 2        | 1        | 1        | 0        | 0        | 2        | 0        | 1         | 1        | 0        |
| <b>Totals</b> |             | <b>0</b> | <b>0</b> | <b>0.82</b> | <b>9</b> | <b>0</b> | <b>0</b> | <b>0</b> | <b>2</b> | <b>11.0</b> | <b>5</b> | <b>1</b> | <b>1</b> | <b>0</b> | <b>0</b> | <b>5</b> | <b>1</b> | <b>17</b> | <b>1</b> | <b>0</b> |

## WORLD SERIES PITCHING RECORD

| Year | Club/Opp.   | W | L | ERA  | G | GS | CG | SHO | SV | IP  | H | R | ER | HR | HB | BB | IBB | SO | WP | BK |
|------|-------------|---|---|------|---|----|----|-----|----|-----|---|---|----|----|----|----|-----|----|----|----|
| 2013 | STL vs. BOS | 1 | 0 | 0.00 | 4 | 0  | 0  | 0   | 1  | 4.2 | 1 | 0 | 0  | 0  | 0  | 1  | 1   | 9  | 0  | 1  |

## ALL-STAR GAME PITCHING RECORD

| Year | Club/Site | W | L | ERA | G | GS | CG | SHO | SV | IP              | H | R | ER | HR | HB | BB | IBB | SO | WP | BK |
|------|-----------|---|---|-----|---|----|----|-----|----|-----------------|---|---|----|----|----|----|-----|----|----|----|
| 2015 | N.L./Cin. |   |   |     |   |    |    |     |    | (Did not pitch) |   |   |    |    |    |    |     |    |    |    |

## ROSENTHAL'S CAREER BESTS

**Low Hit Complete Game:** None

**Innings Pitched:** 3.0 (twice), last: October 1, 2016 vs. Pittsburgh

**Strikeouts:** 4 (seven times), last: August 26, 2020 at St. Louis

**Pitches:** 52, October 1, 2016 vs. Pittsburgh

**Longest Winning Streak:** 2 (twice), last: September 3, 2014 to May 25, 2015

**Longest Losing Streak:** 5, September 16, 2013 to July 5, 2014

**Longest Scoreless Streak:** 23.2, May 5 to July 2, 2015



**RIGHT-HANDED PITCHER****Height/Weight:** 6-3 / 238**Bats/Throws:** Right / Right**Birthdate:** December 21, 1985**Opening Day Age:** 35**Birthplace/Resides:** Oak Park, Illinois / Park Ridge, Illinois**Major League Service:** 2 years, 92 days**Obtained:** Signed to a minor league contract, November 14, 2018; re-signed to a minor league contract, November 7, 2019**Contract Status:** First year of a one-year contract through 2021 [Updated Stats](#)**NON-ROSTER INVITEE****CAREER HIGHLIGHTS**

Is 3-6 with a 5.20 ERA in 84 games over four seasons in the majors with the Chicago Cubs (2010, 14-15) and Oakland A's (2019)...is also 25-32 with 144 saves and a 3.10 ERA (182 er in 527.2 ip) in 440 career appearances in 11 minor league seasons...pitched for Seibu in Japan in 2017...saw his most extensive Major League action with the Cubs in 2014 when he compiled a 4.15 ERA in 61 relief appearances...missed the entire 2011 season with an elbow injury...was originally drafted by the Angels in the 34th round in 2005 but did not sign...drafted by the Phillies in 16th round in 2007 and was traded to the Cubs Aug. 7, 2008...has also pitched in the Rockies and Dodgers farm systems.

**2020 HIGHLIGHTS**

Was a non-roster invitee with Oakland and compiled a 3.72 ERA and .324 opponents batting average in six Spring Training appearances...was not on the A's 60-man player pool and did not pitch in 2020.

**CAREER**

**2019**—Spent most of the season at Triple-A Las Vegas where he went 4-1 with 11 saves and a 4.64 ERA in 35 games, including one start...also had a one-month stint in Oakland, his first Major League action since 2015...had no decisions and a 3.72 ERA in six relief appearances with the A's...allowed a .324 opponents batting average but did not surrender a home run in 9.2 innings...yielded a .308 average against left-handed hitters compared to .333 against right-handers...issued three of his four walks to lefties...opponents hit .429 with runners in scoring position...first batters faced were 2-for-5 (.400) with a walk...allowed 2-of-4 (50.0%) inherited runners to score...was selected from Las Vegas June 23 and made his A's debut that day against Tampa Bay (2.0 ip, 5 h, 1 r, 1 er, 1 so)...it was his first outing in the majors since June 14, 2015 with the Cubs against Cincinnati (0.2 ip)...tossed a career-high 3.0 innings July 22 at Houston...also had a career-high 52 pitches and matched his best with three strikeouts in that game...made his final appearance with 2.0 scoreless and hitless innings July 25 against Texas...was designated for assignment July 29 and outrighted to Las Vegas July 31...his 11 saves with Las Vegas tied for third in the A's farm system and tied for fifth in the Pacific Coast League...his 4.64 ERA was the highest of his minor league career as was his .300 opponents batting average...had a .270 average against left-handed hitters compared to .318 with five of his six home runs against right-handers...opponents hit .337 with four of his six home runs with the bases empty, .259 with runners on...had a .326 opponents average with runners in scoring position...yielded a .359 average to batters leading off an inning but issued just one walk...had a 2.79 ERA in 15 games on the road compared to 6.17 in 20 appearances at home...did not allow a home run in 19.1 innings at home as he surrendered all six of his home runs at Las Vegas Ballpark...was 2-1 with eight of his 11 saves and a 2.22 ERA in 19 appearances following a loss...tossed at least one inning in 31 of his 35 games...did not allow a run in nine of 11 appearances from April 26 to May 22...had a 1.38 ERA and .178 opponents batting average over that span and issued just one walk in 13.0 innings...struck out a season-high three May 2 at Reno and May 10 against Salt Lake...tossed 3.0 innings June 7 against San Antonio, which matched his longest outing as a Major Leaguer or Minor Leaguer...made the first start of his professional career June 16 at Memphis (1.0 ip, 2 h, 1 r, 1 so)...it came after 430 career

minor league appearances, 78 games in the majors and 64 in Japan...was 4-1 with 10 saves, a 3.89 ERA and .281 opponents batting average in 27 games when he was selected by Oakland June 23...returned to Las Vegas July 31 and made one appearance on Aug. 2 against Oklahoma City (0.2 ip, 1 bb, 1 so) before going on the injured list the next day with a strained left shoulder...was reinstated Aug. 15 and had one save, an 8.59 ERA and .394 opponents batting average over his final seven regular season games...made two postseason appearances against Sacramento (1.0 ip, 2 h, 2 so).

**2018**—Spent the entire season at Triple-A Oklahoma City in the Los Angeles Dodgers organization where he went 7-2 with 21 saves and a 3.36 ERA in 58 relief appearances...surrendered just two home runs in 67.0 innings...the seven wins are his best as a minor leaguer and he had his fourth season with 20 or more saves...led the Pacific Coast League in games pitched and ranked second in saves...tied for ninth among all minor leaguers in saves...led the Los Angeles farm system in saves and was named a Dodgers organization All-Star by MiLB.com...converted 21-of-25 (84.0%) save opportunities...allowed a .256 opponents batting average, including .226 against right-handed hitters compared to .303 against left-handers...yielded a .220 batting average with runners in scoring position...allowed 3-of-15 (20.0%) inherited runners to score...compiled a 2.70 ERA in 35 games before the All-Star Break, a 4.56 ERA in 23 games after the break...posted a 2.43 ERA in 31 games at home, a 4.28 ERA in 27 contests on the road...tossed at least one inning in 52 of his 58 appearances...did not allow a run in 11 of 12 games from April 12 to May 10...had eight saves, a 0.75 ERA and a .186 opponents batting average over that stretch...posted a 1.69 ERA in 10 appearances in April...had a 42-game, 50.1-inning homerless streak from May 18 to Sept. 1...tossed a season-high 2.0 innings May 20 against Nashville, his first of eight outings of two innings...stranded each of his final 11 inherited runners beginning June 6...finished June with a 1.96 ERA in 12 appearances...went 2-0 with four saves over a six-game stretch from July 7 to 24...had a loss and a blown save in two postseason appearances for the Dodgers (1.0 ip, 5 h, 3 r, 3 er, 27.00 ERA).

**2017**—Spent the season with the Saitama Seibu Lions of the Nippon Professional Baseball League and went 1-5 with a 2.83 ERA in 64 relief appearances...allowed just one home run over 63.2 innings of relief...struck out 23 batters against 29 walks.

**2016**—Spent the entire season at Triple-A Albuquerque where he was 1-2 with eight saves and a 3.64 ERA in 36 relief appearances...struck out 43 batters in 42.0 innings (9.21 per nine innings)...surrendered just two home runs (0.43 per nine innings)...had a .266 opponents batting average, which broke down to .225 against left-handed hitters compared to .299 against right-handers...converted 8-of-11 (72.7%) save opportunities...logged a 1.99 ERA in 20 games on the road...seven of his eight saves came after the All-Star Break...tossed at least one inning in 34 of his 36 appearances, including a season high 2.0 innings five times...did not allow a run over his first four games (6.1 ip) before going on the disabled list April 18 with a strained left oblique...was reinstated June 4...had a 10-game, 10.1-inning scoreless streak from June 22 to July 17...opponents went 5-for-33 (.152) over that stretch...struck out in his only at bat Aug. 10 against Las Vegas...did not allow a run in seven of his final eight outings beginning Aug. 18 (1.93 ERA).

**2015**—Spent the majority of the season at Triple-A, but had three separate Major League stints with the Chicago Cubs...was 1-2 with a 7.36 ERA in 10 relief appearances over April, May and June...earned his lone win of the year in his final appearance on June 14 vs. Cincinnati, securing the final two outs in the 11th inning of a 2-1 Cubs win...made a team-high 45 appearances for Triple-A Iowa, allowing only eight earned runs in 44.2 innings with an organization-high 23 saves in 27 opportunities...was 2-3 with a 1.61 ERA allowing only one home run at Triple A...scored upon once over 18 games for Iowa in May and June (21.0 ip, 2 er)...had eight scoreless appearances in June (10.2 ip)...notched a 19.2-scoreless inning streak over 21 games from May 28-July 23...was 2-0 with 10 saves and an 0.69 ERA the first half, 0-3 with 13 saves and a 2.89 ERA the second...was designated for assignment Aug. 27 and outrighted to Iowa, Sept. 1.

**2014**—Broke camp with the Cubs and spent a majority of the year with the club...went 2-3 with a 4.15 ERA and 12 holds in 61 games...allowed just two home runs in 242 batters faced...recorded a 15.1 scoreless innings streak, May 12-June 6...held opponents to a .118 batting average...made

his first career Opening Day roster and pitched in six games before he was optioned to Iowa, April 12...earned his first career victory May 3 vs. St. Louis (3-0)...retired his lone two batters faced to end the sixth inning...recorded his first career hit, June 1, in Milwaukee, a single off Kyle Lohse...landed on the 15-day disabled list, Aug. 10 with right shoulder inflammation...made four rehab outings before he was reinstated and optioned to Iowa, Aug. 24...recalled Sept. 2 and pitched in eight games for the Cubs to end the season...had no record with three saves and a 3.38 ERA (8.0 IP, 3 ER) in seven relief appearances with Iowa.

**2013**—Went 1-6 with an organization-best 22 saves and a 2.42 ERA and 58 strikeouts in 54 relief appearances between Double-A Tennessee and Triple-A Iowa...was named a MiLB.com Organizational All-Star for the Cubs...began the season with the Smokies, going 0-2 with two saves and a 0.83 ERA in 16 relief appearances...did not allow an earned run in his first 12 appearances at Tennessee (17.1 ip)...promoted to Iowa, May 27...went 1-4 with 20 saves and a 3.24 ERA in 38 games.

**2012**—Went 3-5 with a 2.61 ERA in 50 relief appearances between High-A Daytona and Double-A Tennessee...allowed just three home runs while walking 13 and striking out 63 hitters in 69.0 innings of work...started the year with Daytona, going 0-1 with two saves and a 2.00 ERA in 21 games over two stints with the club...was promoted to Tennessee, May 1.

**2011**—Missed the entire season with a right elbow injury...was claimed off waivers by the Yankees, Jan. 5, then again by the Phillies, Feb. 15...was returned to the Cubs and placed on the 15-day disabled list, March 22, with a right elbow strain.

**2010**—Made his big league debut with the Cubs, going 0-1 with a 12.38 ERA and seven strikeouts in seven relief appearances...had his contract selected June 26...made his Major League debut two days later vs. Pittsburgh, tossing 0.2 scoreless innings of relief and striking out the two batters he faced...was on the Cubs 15-day disabled list from July 3-23 with a right shoulder injury...went 2-1 with 13 saves and a 3.15 ERA in 37 relief appearances with Iowa...was on Iowa's seven-day disabled list from Aug. 25-Sept. 7 with an inflamed right shoulder.

**2009**—Spent the entire season with Double-A Tennessee, going 1-7 with a career-high tying 22 saves and a 4.38 ERA in 59 relief appearances...was named to the Southern League Midseason All-Star team...struck out 51 hitters while walking 24 in 61.2 innings of work.

**2008**—Began the season in the Phillies organization before being acquired by the Cubs Aug. 7 for left-handed pitcher Scott Eyre...overall, went 4-4 with a 2.21 ERA in 41 relief appearances between the two organizations...recorded a career-best 67 strikeouts in 57.0 innings of work.

**2007**—In his first professional season, went 0-1 with a 3.51 ERA in 17 relief appearances with Single-A affiliates Williamsport and Lakewood...batted .293 with three home runs and 17 RBI in June...hit .289 with three home runs and 16 RBI.

## PERSONAL/MISCELLANEOUS

Brian Patrick Schlitter...the Chicago native graduated from Maine South High School in Park Ridge, Ill....played collegiately at the College of Charleston and became the eighth Cougar to reach the Major Leagues in 2010...was the first CofC player called up since the New York Yankees Brett Gardner in 2008...originally selected by the Los Angeles Angels of Anaheim in the 34th round of the 2005 First-Year Player Draft out of Florida Gateway College, but did not sign.

## LIFETIME PITCHING RECORD

| Year                       | Club           | W  | L         | ERA         | G          | GS       | CG       | SHO      | SV         | IP           | H          | R          | ER         | HR        | HB        | BB         | IBB       | SO         | WP        | BK       |
|----------------------------|----------------|--|-----------|-------------|------------|----------|----------|----------|------------|--------------|------------|------------|------------|-----------|-----------|------------|-----------|------------|-----------|----------|
| 2007                       | Williamsonport | 0  | 0         | 0.00        | 1          | 0        | 0        | 0        | 1          | 2.0          | 2          | 0          | 0          | 0         | 1         | 0          | 0         | 1          | 0         | 0        |
|                            | Lakewood       | 0  | 1         | 3.80        | 16         | 0        | 0        | 0        | 3          | 23.2         | 27         | 13         | 10         | 2         | 0         | 6          | 0         | 21         | 1         | 0        |
| 2008                       | Clearwater     | 4  | 3         | 2.22        | 34         | 0        | 0        | 0        | 6          | 48.2         | 39         | 13         | 12         | 1         | 1         | 21         | 4         | 58         | 1         | 0        |
|                            | Daytona        | 0  | 1         | 2.16        | 7          | 0        | 0        | 0        | 3          | 8.1          | 9          | 2          | 2          | 0         | 0         | 3          | 0         | 9          | 1         | 0        |
| 2009                       | Tennessee      | 1  | 7         | 4.38        | 59         | 0        | 0        | 0        | 22         | 61.2         | 62         | 36         | 30         | 8         | 1         | 24         | 3         | 51         | 2         | 0        |
| 2010                       | Iowa           | 2  | 1         | 3.15        | 37         | 0        | 0        | 0        | 13         | 45.2         | 44         | 18         | 16         | 3         | 1         | 21         | 0         | 42         | 2         | 0        |
|                            | CHICAGO (NL)   | 0  | 1         | 12.38       | 7          | 0        | 0        | 0        | 0          | 8.0          | 18         | 11         | 11         | 2         | 1         | 5          | 1         | 7          | 0         | 0        |
| 2011                       | CHICAGO (NL)   | (Injured — did not pitch)                      |           |             |            |          |          |          |            |              |            |            |            |           |           |            |           |            |           |          |
| 2012                       | Daytona        | 0  | 1         | 2.00        | 21         | 0        | 0        | 0        | 2          | 27.0         | 27         | 9          | 6          | 1         | 1         | 2          | 0         | 19         | 0         | 1        |
|                            | Tennessee      | 3  | 4         | 3.00        | 29         | 0        | 0        | 0        | 6          | 42.0         | 43         | 19         | 14         | 2         | 0         | 11         | 0         | 44         | 1         | 0        |
| 2013                       | Tennessee      | 0  | 2         | 0.83        | 16         | 0        | 0        | 0        | 2          | 21.2         | 24         | 8          | 2          | 0         | 1         | 6          | 1         | 13         | 0         | 0        |
|                            | Iowa           | 1  | 4         | 3.24        | 38         | 0        | 0        | 0        | 20         | 41.2         | 38         | 15         | 15         | 4         | 1         | 9          | 2         | 45         | 2         | 1        |
| 2014                       | CHICAGO (NL)   | 2  | 3         | 4.15        | 61         | 0        | 0        | 0        | 0          | 56.1         | 58         | 29         | 26         | 2         | 2         | 19         | 4         | 31         | 0         | 0        |
|                            | Iowa           | 0  | 0         | 3.38        | 7          | 0        | 0        | 0        | 3          | 8.0          | 10         | 4          | 3          | 0         | 0         | 3          | 0         | 4          | 0         | 0        |
|                            | AZL Cubs       | 0  | 0         | 0.00        | 1          | 0        | 0        | 0        | 0          | 1.0          | 0          | 0          | 0          | 0         | 0         | 0          | 0         | 0          | 0         | 0        |
| 2015                       | CHICAGO (NL)   | 1  | 2         | 7.36        | 10         | 0        | 0        | 0        | 0          | 7.1          | 12         | 6          | 6          | 2         | 0         | 2          | 0         | 4          | 0         | 0        |
|                            | Iowa           | 2  | 3         | 1.61        | 45         | 0        | 0        | 0        | 23         | 44.2         | 41         | 11         | 8          | 1         | 1         | 26         | 1         | 35         | 1         | 0        |
| 2016                       | Albuquerque    | 1  | 2         | 3.64        | 36         | 0        | 0        | 0        | 8          | 42.0         | 42         | 19         | 17         | 2         | 1         | 21         | 2         | 43         | 4         | 0        |
| 2017                       | Seibu (Japan)  | 1  | 5         | 2.83        | 64         | 0        | 0        | 0        | 0          | 63.2         | 58         | 22         | 20         | 1         | 0         | 29         | 1         | 23         | 1         | 1        |
| 2018                       | Oklahoma City  | 7  | 2         | 3.36        | 58         | 0        | 0        | 0        | 21         | 67.0         | 66         | 31         | 25         | 2         | 3         | 26         | 2         | 46         | 5         | 1        |
| 2019                       | Las Vegas      | 4  | 1         | 4.64        | 35         | 1        | 0        | 0        | 11         | 42.2         | 51         | 25         | 22         | 6         | 1         | 11         | 0         | 31         | 3         | 0        |
|                            | OAKLAND        | 0  | 0         | 3.72        | 6          | 0        | 0        | 0        | 0          | 9.2          | 12         | 4          | 4          | 0         | 0         | 4          | 0         | 6          | 1         | 0        |
| 2020                       |                | (Minor League Season Canceled — Did Not Pitch) |           |             |            |          |          |          |            |              |            |            |            |           |           |            |           |            |           |          |
| <b>Major League Totals</b> |                | <b>3</b>                                       | <b>6</b>  | <b>5.20</b> | <b>84</b>  | <b>0</b> | <b>0</b> | <b>0</b> | <b>0</b>   | <b>81.1</b>  | <b>100</b> | <b>50</b>  | <b>47</b>  | <b>6</b>  | <b>3</b>  | <b>30</b>  | <b>5</b>  | <b>48</b>  | <b>1</b>  | <b>0</b> |
| <b>Minor League Totals</b> |                | <b>25</b>                                      | <b>32</b> | <b>3.10</b> | <b>440</b> | <b>1</b> | <b>0</b> | <b>0</b> | <b>144</b> | <b>527.2</b> | <b>525</b> | <b>223</b> | <b>182</b> | <b>32</b> | <b>13</b> | <b>190</b> | <b>15</b> | <b>462</b> | <b>23</b> | <b>3</b> |

## CAREER TRANSACTIONS

**2005** — Selected by the Los Angeles Angels organization in the 34th round of the First-Year Player Draft; did not sign. **2007** — Selected by the Philadelphia Phillies organization in the 16th round of the First-Year Player Draft. **2008** — Traded to the Chicago Cubs for pitcher Scott Eyre, August 7. **2010** — On the disabled list, July 3 to 22; included rehabilitation assignment to Iowa, July 17 to 22. **2011** — On the disabled list, March 22 to September 28. **2014** — On the disabled list, August 9 to 23; included rehabilitation assignment to Arizona Cubs, August 21 to 22, and Iowa, August 23. **2015** — Elected free agency, October 14; signed by the Colorado Rockies to a minor league contract, November 18. **2016** — Released, October 25. **2018** — Signed by the Los Angeles Dodgers to a minor league contract, February 15. Elected free agency, November 2; signed by the Oakland Athletics to a minor league contract, November 14. **2019** — Elected free agency, September 30; re-signed by the Oakland Athletics to a minor league contract, November 7.

## SCHLITTER'S CAREER BESTS

**Low Hit Complete Game:** None  
**Innings Pitched:** 3.0, July 22, 2019 at Houston  
**Strikeouts:** 3 (twice), last: July 22, 2019 at Houston  
**Pitches:** 52, July 22, 2019 at Houston  
**Longest Winning Streak:** 2, May 3 to 8, 2014  
**Longest Losing Streak:** 5, May 10, 2014 to April 23, 2015  
**Longest Scoreless Streak:** 15.1, May 12 to June 6, 2014

## INFIELDER

Height/Weight: 6-1 / 220

Bats/Throws: Right / Right

Birthdate: June 29, 1992

Opening Day Age: 28

Birthplace/Resides: Livingston, New Jersey / Livingston, New Jersey

Major League Service: 15 days

Obtained: Signed to a minor league contract, November 10, 2020

Contract Status: First year of a one-year contract through 2021

 [Updated Stats](#)

## NON-ROSTER INVITEE

## CAREER HIGHLIGHTS

Was originally selected by Kansas City in the 18th round of the 2013 First-Year Player Draft and spent the first six-plus seasons of his professional career in the Royals organization...made his Major League debut in 2019 as he was on the Opening Day roster...went 1-for-15 in six games...was released in May of that season and signed a minor league deal with Detroit...is a .285 career hitter with 118 home runs and 499 RBI in 788 games in seven seasons in the minors...has played in 464 games at first base, 69 at catcher, two in right field, one in left field and has also pitched once...named the George Brett Minor League Hitter of the Year in 2017.

## 2020 HIGHLIGHTS

Was a non-roster invitee with Detroit and hit .238 with two home runs and five RBI in 12 Spring Training games for the Tigers...was added to the 60-man player pool on June 29 but did not play in 2020.

## CAREER

**2019**—Began the season with the Kansas City Royals before being signed by the Tigers as a minor league free agent on May 28...made his Major League debut on Opening Day vs. Chicago (AL), and went 0-for-4...picked up the first hit of his big league career on April 6 at Detroit with a seventh inning single off Daniel Norris...was optioned to Triple-A Omaha April 11...was sidelined from May 6-14 with a left oblique muscle strain...was designated for assignment May 14, released May 18 and signed a minor league deal with Detroit May 28...hit safely in 13 consecutive games from August 3-17, hitting .370 with four doubles, six home runs and 18 RBI...finished the month of August batting .349 with seven doubles, nine home runs and 33 RBI.

**2018**—Played in a career-high 134 games with Triple-A Omaha in 2018...named Omaha's Player of the Year for the second straight season and was selected to the Pacific Coast League Midseason All-Star team...was also tabbed an organization All-Star by MiLB.com...ranked second in the PCL with 38 doubles, 63 extra-base hits and 258 total bases, while he was third with 146 hits, tied for fourth with 93 RBI and tied for seventh with 24 home runs...his 38 doubles set an Omaha single-season record, passing Steve Hammond (1983) and Clint Robinson (2012), who each had 37...did not commit an error in 514 chances at first base...no other Triple-A first baseman played error free with more than 400 chances...belted a pair of home runs on June 1 at Oklahoma City...recorded a 20-game hitting streak from July 22-August 13, batting .388 with 12 doubles, six home runs and 16 RBI...hit .328 with 15 doubles, five home runs and 21 RBI over a 33-game stretch from Aug. 1-Sept. 3...played for Estrellas de Oriente in the Dominican Winter League following the season, and hit .235 with four doubles, two home runs and 17 RBI.

**2017**—Named the George Brett Minor League Hitter of the Year as well as Triple-A Omaha's Player of the Year...selected as an organization All-Star by MiLB.com...led all Royals minor league players with 43 doubles and 97 RBI, while he was second with 23 homers...from the time of his promotion to Triple-A on May 18 until the end of the season, he led the Pacific Coast League with 30 doubles, was tied for the league lead with 126 hits, ranked second with 207 total bases and tied for fifth with 47 extra-base hits...opened the season with Double-A Northwest Arkansas,



## LIFETIME PITCHING RECORD

| Year | Club   | W | L | ERA  | G | GS | CG | SHO | SV | IP  | H | R | ER | HR | HB | BB | IBB | SO | WP | BK |
|------|--------|---|---|------|---|----|----|-----|----|-----|---|---|----|----|----|----|-----|----|----|----|
| 2019 | Toledo | 0 | 0 | 0.00 | 1 | 0  | 0  | 0   | 0  | 1.0 | 0 | 0 | 0  | 0  | 1  | 1  | 0   | 0  | 0  | 0  |

## CAREER TRANSACTIONS

**2013** — Selected by the Kansas City Royals in the 18th round of the First-Year Player Draft. **2019** — Released, May 18; signed by the Detroit Tigers to a minor league contract, May 28. **2020** — Elected free agency, November 1; signed by the Oakland Athletics to a minor league contract, November 10

## SCHWINDEL'S CAREER BESTS

Hits: 1, April 6, 2019 at Detroit

Home Runs: None

Runs Batted In: None

Stolen Bases: None

Hitting Streak: 1, April 6, 2019

Hitless Streak (At Bats): 7 (twice), last: April 8, 2019 to present

Game Ending RBI: None

Grand Slams: None

Pinch-Hit Home Runs: None

Inside-The-Park Home Runs: None

Lead Off Home Runs: None



**RIGHT-HANDED PITCHER****Height/Weight:** 6-4 / 225**Bats/Throws:** Right / Right**Birthdate:** April 12, 1990**Opening Day Age:** 30**Birthplace/Resides:** San Antonio, Texas / Tampa Florida**Major League Service:** 3 years, 95 days**Obtained:** Acquired from San Francisco for cash considerations, February 15, 2020**Contract Status:** First year of a one-year contract through 2021 [Updated Stats](#)**CAREER HIGHLIGHTS**

Has pitched for five teams in four seasons in the majors and is 4-10 with a save and a 6.22 ERA in 71 games, including 13 starts...made his debut with San Diego in 2013, spent the entire 2018 season with Kansas City, pitched for Milwaukee and San Francisco in 2019 and Oakland in 2020... is 27-18 with a 3.25 ERA in 79 games, including 75 starts, as a minor leaguer...made just two starts in 2014 due to right elbow tendinitis and then missed the entire 2015 and 2016 seasons following April 7, 2015 "Tommy John" surgery...pitched for Surprise in the Arizona Fall League in 2014 and 2017.

**2020 HIGHLIGHTS**

Was acquired from San Francisco just prior to the start of Spring Training and made the A's Opening Day roster...was 2-0 with a save, a 2.25 ERA and .163 opponents batting average in six relief appearances before his season was cut short in mid-August with a forearm injury...walked just one batter in 12.0 innings for a .163 opponents on-base percentage...struck out 13 (9.75 per nine innings)...his opponents batting average broke down to .133 (4-for-30) against right-handed hitters compared to .231 (3-for-13) against left-handers...yielded all three of his extra base hits to righties (two doubles, one home run) but issued his only walk to a lefty...allowed a .083 average with two outs...stranded his only inherited runner...first batters faced were 1-for-6 (.167) with a double...did not allow a run over his first five games and 10.1 innings, all against the American League...then surrendered three runs in 1.2 innings against his former team, San Francisco, on Aug. 15...tossed at least one inning in each of his six appearances, including two or more three times.

**OAKLAND:** Made his A's debut on Opening Day, July 24 against Los Angeles (AL)...tossed a scoreless 10th inning and picked up the win in the first game in Major League history to start extra innings with a runner on second base...also won his next outing with two scoreless innings of relief against the Angels on July 27...logged a season-high 3.1 scoreless innings Aug. 5 against Texas and retired all 10 batters that he faced...is the first A's reliever to toss at least 3.1 innings and not allow a baserunner since Zach Neal on Sept. 30, 2016 against Seattle (5.0 ip)...then pitched 3.0 scoreless innings in his next outing Aug. 9 against Houston for his first career save...allowed just one base runner, a Reddick single in the eighth inning that snapped a streak of 17 consecutive batters retired...struck out four batters in each of those two outings, matching his career-best as a reliever...extended his season-opening scoreless streak to 11.1 innings with a scoreless sixth inning on Aug. 15 at San Francisco but then allowed a three-run home run to Ruf in the seventh inning...it snapped a 12.1-inning scoreless streak dating back to Sept. 29, 2019...was placed on the 10-day injured list the next day with a strained right forearm and missed the remainder of the season...was transferred to the 45-day day IL on Aug. 26.

**CAREER**

**2019**—Spent most of the season in the Milwaukee organization and was 0-1 with a 7.82 ERA in seven relief appearances over four stints with the Brewers...was claimed off waivers by San Francisco on Aug. 12 and had no decisions and a 2.08 ERA in 10 relief appearances during a September call-up with San Francisco...combined for a 5.48 ERA and .289 opponents batting average in 17 relief appearances overall...struck out 20 batters in 21.1 innings but also walked 14 for a

.390 opponents on-base percentage...his opponents batting average broke down to .275 against right-handed hitters compared to .308 against left-handers...had a .776 OPS against righties, .962 against lefties...allowed 1-of-7 (14.3%) inherited runners to score but first batters faced were 6-for-15 (.400) with two walks (.471 on-base percentage)...was selected by Milwaukee on May 5 and compiled a 1.59 ERA in three relief appearances before he was optioned back to San Antonio May 11...did not allow a run in his first two outings (2.1 ip)...then struck out four in 3.1 innings May 11 at Chicago (NL), matching his career high as a reliever...also walked three...returned for his second stint July 6, allowing five runs on six hits in 2.0 innings that day at Pittsburgh, and was sent back to Triple-A San Antonio following the game...pitched twice during his third stay from July 15 to 19 and did not allow a run in 3.0 innings (1 h, 4 bb)...was recalled for his final stint July 22 and allowed five runs on six hits in 2.0 innings the next day against Cincinnati before he was optioned to San Antonio following the game...was designated for assignment Aug. 9 and claimed off waivers by San Francisco Aug. 12...was assigned to Triple-A Sacramento before being called up by San Francisco in September...compiled a 2.08 ERA in 10 appearances over the final month of the season...did not allow a run over his first four games (3.2 ip) and did not yield an earned run over his first eight (6.1 ip)...began the season at San Antonio where he went 6-3 with a 2.33 ERA in 15 starts...was also 1-1 with a 4.20 ERA in three games (two starts) with Sacramento...combined for a 7-4 record and a 2.63 ERA in 18 games (17 starts) at the Triple-A level...struck out 103 batters in 92.1 innings, an average of 10.04 per nine innings...however, walked a minor league career-high 46 (4.48 per nine innings)...surrendered just seven home runs (0.68 per nine innings)...held the opposition to a .198 batting average, including .197 against right-handed hitters compared to .199 against left-handers...opponents batted .205 with runners in scoring position and were 0-for-5 with the bases loaded...yielded a .161 batting average and .247 on-base percentage to batters leading off an inning...was 5-1 with a 1.89 ERA in nine starts at home for San Antonio compared to 2-3 with a 3.43 ERA in nine games in all other ballparks...tossed 5.0 scoreless innings in his first start April 8 at Oklahoma City but walked a minor league career-high tying five and had a no decision in a 5-4 loss...then won each of his next three starts, including back-to-back scoreless outings on April 20 at Nashville (5.0 ip) and April 25 against Oklahoma City (5.1 ip)...surrendered just one run in 21.1 innings in his four April starts and was 3-0 with a 0.42 ERA and .130 opponents batting average...was 3-1 with a 1.37 ERA in five starts when he was selected by Milwaukee May 5...returned to the Missions May 20...won three straight starts from June 13 to 27, allowing just two runs in 16.0 innings (1.13 ERA)...struck out a season-high 10 batters in 5.0 innings June 13 against Tacoma, his fourth career 10-strikeout game as a minor leaguer...combined with three relievers on a one-hit shutout in a 3-0 win at San Antonio on June 27...tossed a season-high tying 6.0 scoreless innings (also April 13 vs. Nashville and July 2 vs. Iowa)...was designated for assignment Aug. 9, claimed off waivers by San Francisco Aug. 12, and assigned to Sacramento...made his only relief appearance Aug. 20 against Albuquerque and picked up the win (5.0 ip, 4 h, 2 r, 2 er, 4 bb, 6 so)...combined with San Antonio and Sacramento to go 1-1 with a 2.92 ERA in five games, four starts, in August.

**2018**—The Rule 5 selection spent the entire season in the majors with Kansas City, going 1-6 with a 6.92 ERA in 38 games, including six starts...struck out 77 batters in 78.0 innings, but walked 40...allowed a .292 opponents batting average, which broke down to .261 against right-handed hitters compared to .327 against left-handers...yielded a .186 batting average with two strikes...was 1-4 with a 9.67 ERA in his six starts, 0-2 with a 5.82 ERA in 32 relief appearances...first batters faced were 6-for-28 (.214) with two walks (.250 on-base percentage) but he allowed 10-of-20 (50%) inherited runners to score...allowed a run in his first outing but then had a 6.2-inning scoreless streak from April 10 to 21...posted a 2.70 ERA and .182 opponents batting average in seven relief appearances in April...had six consecutive scoreless relief appearances from June 19 to July 6 as part of an 11.0-inning scoreless streak from June 19 to July 11...had his first start July 11 at Minnesota and made all six of his starts from July 11 to Aug. 10...was credited with his lone win July 24 against Detroit when he allowed two runs on one hit in 6.1 innings...yielded a career-high tying six runs in 5.0 innings in an 8-2 loss at Minnesota Aug. 4.

**2017**—Returned from nearly a three-year absence, appearing in 13 games (12 starts) in the Tampa Bay Rays minor league system...posted a 5-3 record with a 2.40 ERA while holding the opposition to a .198 average combined between his three stops...made his season debut on June 26, working the first 3.0 innings in a 3-2 loss to the GCL Red Sox...it marked his first professional out-

ing since April 12, 2014 with Triple-A El Paso...recorded the win in his first outing with Charlotte, tossing 4.0 scoreless innings of relief in a 7-0 triumph over Tampa...it was his first victory since Sept. 15, 2013, with San Diego, 4-0 at Atlanta...fanned a season-high nine hitters in 6.0 shutout innings at Jupiter on Aug. 16, his final outing with the Stone Crabs...made two postseason starts with Durham, going 0-1 with a 4.32 ERA...suffered a 5-0 loss to Indianapolis in Game 3 of the International League finals and took a no-decision in Game 4 of the league's Governor's Cup Series vs. Scranton/Wilkes-Barre...also made six starts with Surprise in the Arizona Fall League, going 1-2 with a 3.98 ERA and holding opponents to a .176 average.

**2016**—Missed the entire season for the second consecutive year as he continued his rehab from April 7, 2015 “Tommy John” surgery.

**2015**—Missed the entire season following April 7, 2015 “Tommy John” surgery...the surgery was performed by Dr. James Andrews.

**2014**—Made a pair of starts with Triple-A El Paso before suffering a season-ending injury (right forearm strain)...made nine relief appearances in the Arizona Fall League with Surprise, going 3-0 with a 5.52 ERA...was an AFL “Rising Star.”

**2013**—Became the Padres first 2011 draft pick to reach the Majors, debuting on May 11, 2013 at Tampa Bay...prior to the 2013 season, had not appeared in a game above Single-A...in his debut at Tropicana Field (May 11), he retired the side in order in the first, which included a pair of strikeouts...however, he faced seven hitters in the second inning and did not record an out, allowing a two-run homer to James Loney...had three other stints in the with San Diego, before earning a September call-up...posted a 3.80 ERA with 31 strikeouts over his four September outings...earned his first big league victory on Sept. 15, 2013, at Atlanta, 4-0...tossed 7.0 scoreless frames, allowing three hits, while recording 10 strikeouts...became the third rookie pitcher in Padres history to toss 7.0 shutout frames and collect 10 strikeouts in the same contest.

**2012**—Spent entire season with Single-A Lake Elsinore, going 9-6 with a 3.85 ERA in 26 games, all starts...tied for fifth in the California League in strikeouts (137), ranked seventh in ERA and tied for eighth in victories...took a no-hitter into the eighth inning vs. Rancho Cucamonga (Dodgers) on April 28, before allowing a double to start the frame...finished with a career-best 13 strikeouts in a 4-1 victory.

**2011**—Made his professional debut with the Padres affiliate in the Arizona Rookie League and had a save and a 4.50 ERA in two relief appearances.

## **PERSONAL/MISCELLANEOUS**

Burch Taylor Smith was originally signed by Padres scout by Lane Decker...graduated from Robert E. Lee (TX) High School, where he was a 2008 All-East Texas selection after not making the team as a freshman...attended Howard Junior College for two years before transferring to the University of Oklahoma, where he played one year...helped lead Howard to the 2009 NJCAA championship and a 63-1 record, which included a 57-game winning streak...younger brother, Blake, was a pitcher in the Angels organization (2016-18)...received pitching lessons from former Major Leaguer Pat Mahomes while in Little League.

## LIFETIME PITCHING RECORD

| Year                       | Club          | W                         | L         | ERA         | G         | GS        | CG       | SHO      | SV       | IP           | H          | R          | ER         | HR        | HB        | BB         | IBB      | SO         | WP        | BK       |
|----------------------------|---------------|---------------------------|-----------|-------------|-----------|-----------|----------|----------|----------|--------------|------------|------------|------------|-----------|-----------|------------|----------|------------|-----------|----------|
| 2011                       | AZL Padres    | 0                         | 0         | 4.50        | 2         | 0         | 0        | 0        | 1        | 2.0          | 3          | 2          | 1          | 0         | 0         | 1          | 0        | 4          | 1         | 0        |
| 2012                       | Lake Elsinore | 9                         | 6         | 3.85        | 26        | 26        | 0        | 0        | 0        | 128.2        | 127        | 62         | 55         | 11        | 7         | 27         | 1        | 137        | 4         | 0        |
| 2013                       | San Antonio   | 1                         | 2         | 1.15        | 6         | 6         | 0        | 0        | 0        | 31.1         | 17         | 8          | 4          | 1         | 2         | 6          | 0        | 37         | 1         | 0        |
|                            | Tucson        | 5                         | 1         | 3.39        | 12        | 12        | 0        | 0        | 0        | 61.0         | 56         | 24         | 23         | 4         | 1         | 17         | 0        | 65         | 3         | 0        |
| 2014                       | SAN DIEGO     | 1                         | 3         | 6.44        | 10        | 7         | 0        | 0        | 0        | 36.1         | 39         | 26         | 26         | 9         | 0         | 21         | 1        | 46         | 0         | 0        |
|                            | EL Paso       | 0                         | 2         | 18.56       | 2         | 2         | 0        | 0        | 0        | 5.1          | 13         | 11         | 11         | 2         | 0         | 5          | 0        | 3          | 0         | 0        |
| 2015                       | TAMPA BAY     | (Injured — Did Not Pitch) |           |             |           |           |          |          |          |              |            |            |            |           |           |            |          |            |           |          |
| 2016                       | Durham        | (Injured — Did Not Pitch) |           |             |           |           |          |          |          |              |            |            |            |           |           |            |          |            |           |          |
| 2017                       | GCL Rays      | 0                         | 1         | 6.00        | 1         | 1         | 0        | 0        | 0        | 3.0          | 4          | 2          | 2          | 0         | 0         | 0          | 0        | 4          | 0         | 0        |
|                            | Charlotte     | 3                         | 1         | 2.43        | 9         | 8         | 0        | 0        | 0        | 37.0         | 26         | 12         | 10         | 1         | 4         | 20         | 0        | 33         | 1         | 0        |
| 2018                       | Durham        | 2                         | 1         | 1.65        | 3         | 3         | 0        | 0        | 0        | 16.1         | 9          | 3          | 3          | 2         | 0         | 4          | 0        | 19         | 2         | 0        |
|                            | KANSAS CITY   | 1                         | 6         | 6.92        | 38        | 6         | 0        | 0        | 0        | 78.0         | 90         | 60         | 60         | 15        | 4         | 40         | 2        | 77         | 0         | 1        |
| 2019                       | San Antonio   | 6                         | 3         | 2.33        | 15        | 15        | 0        | 0        | 0        | 77.1         | 49         | 22         | 20         | 6         | 6         | 37         | 0        | 85         | 2         | 1        |
|                            | MILWAUKEE     | 0                         | 1         | 7.82        | 7         | 0         | 0        | 0        | 0        | 12.2         | 16         | 11         | 11         | 3         | 1         | 10         | 2        | 14         | 1         | 0        |
| 2020                       | Sacramento    | 1                         | 1         | 4.20        | 3         | 2         | 0        | 0        | 0        | 15.0         | 16         | 12         | 7          | 1         | 2         | 9          | 0        | 18         | 1         | 0        |
|                            | SAN FRANCISCO | 0                         | 0         | 2.08        | 10        | 0         | 0        | 0        | 0        | 8.2          | 10         | 3          | 2          | 0         | 0         | 4          | 0        | 6          | 0         | 0        |
| 2020                       | OAKLAND       | 2                         | 0         | 2.25        | 6         | 0         | 0        | 0        | 1        | 12.0         | 7          | 3          | 3          | 1         | 0         | 1          | 0        | 13         | 0         | 0        |
| <b>Major League Totals</b> |               | <b>4</b>                  | <b>10</b> | <b>6.22</b> | <b>71</b> | <b>13</b> | <b>0</b> | <b>0</b> | <b>1</b> | <b>147.2</b> | <b>162</b> | <b>103</b> | <b>102</b> | <b>28</b> | <b>5</b>  | <b>76</b>  | <b>5</b> | <b>156</b> | <b>1</b>  | <b>1</b> |
| <b>Minor League Totals</b> |               | <b>27</b>                 | <b>18</b> | <b>3.25</b> | <b>79</b> | <b>75</b> | <b>0</b> | <b>0</b> | <b>1</b> | <b>377.0</b> | <b>320</b> | <b>158</b> | <b>136</b> | <b>28</b> | <b>22</b> | <b>126</b> | <b>1</b> | <b>405</b> | <b>15</b> | <b>1</b> |

## CAREER TRANSACTIONS

**2009** — Selected by the Cleveland Indians in the 49th round of the First-Year Player Draft; did not sign. **2010** — Selected by Cleveland in the 20th round of the First-Year Player Draft; did not sign. **2011** — Selected by the San Diego Padres in the 14th round of the First-Year Player Draft. **2014** — Traded to the Tampa Bay Rays with catcher René Rivera and infielder Jake Bauers as part of a three-team trade in which the Washington Nationals sent pitcher Travis Ott and outfielder Steven Souza Jr. to Tampa Bay, Tampa Bay sent pitchers José Castillo and Gerardo Reyes, catcher Ryan Hanigan and outfielder Wil Myers to San Diego and San Diego sent pitcher Joe Ross and a player to be named later to Washington, December 14. **2015** — On the disabled list, April 8 to November 5. **2017** — Selected by the New York Mets in the Major League Rule 5 draft and traded to the Kansas City Royals cash considerations, December 14. **2018** — Elected free agency, November 30. **2019** — Signed by the Milwaukee Brewers to a minor league contract, January 11. Claimed off waivers by the San Francisco Giants, August 12. **2020** — Traded to the Oakland Athletics for cash considerations, February 15. On the injured list, August 16 to October 27.

## SMITH'S CAREER BESTS

**Low Hit Complete Game:** None

**Innings Pitched:** 7.0, September 15, 2013 at Atlanta. As reliever: 4.0, July 6, 2018 vs. Boston

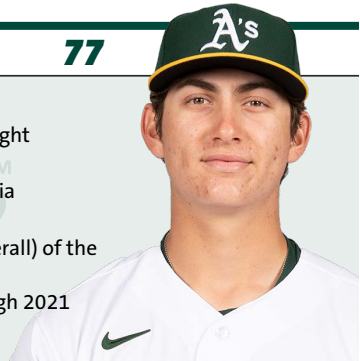
**Strikeouts:** 10, September 15, 2013 at Atlanta. As reliever: 4 (six times), last: August 9, 2020 vs. Houston

**Pitches:** 106, September 27, 2013 at San Francisco. As reliever: 62, July 6, 2019 at Pittsburgh

**Longest Winning Streak:** 2, July 24, 2020 to present

**Longest Losing Streak:** 6, July 29, 2018 to May 11, 2019

**Longest Scoreless Streak:** 14.0, September 6 to 21, 2013



**CATCHER**

**Height/Weight:** 6-2 / 200

**Bats/Throws:** Left / Right

**Birthdate:** November 24, 2001

**Opening Day Age:** 19

**Birthplace/Resides:** Turlock, California / Turlock, California

**Major League Service:** None

**Obtained:** Selected in the 1st round (26th selection overall) of the 2020 First-Year Player Draft

**Contract Status:** First year of a one-year contract through 2021

[Updated Stats](#)

**NON-ROSTER INVITEE**

**CAREER HIGHLIGHTS**

Was the A's first round selection in the 2020 First-Year Player draft out of Turlock High School but did not play as the minor league season was canceled...was ranked as the A's number one prospect by *Baseball America* following the 2020 season.

**2020 HIGHLIGHTS**

Was the A's first round selection and the 26th pick overall in the 2020 First-Year Player draft...signed on June 29 and was added to Oakland's 60-man player pool on July 11...did not play in 2020...was rated as the A's number one prospect by *Baseball America* following the 2020 season...was tabbed as third best by MLB.com.

**PERSONAL/MISCELLANEOUS**

Tyler Christian Soderstrom was originally signed by A's scout Kevin Mello...graduated from Turlock (Calif.) High School in 2020...was the Gatorade California Baseball Player of the Year for 2019-20...had a .373 career average in 82 games for the Bulldogs...was ranked as the No. 7 high school prospect by *Baseball America* prior to the draft...is the son of Steve Soderstrom, who was San Francisco's first round pick in 1993, making them the 10th father and son duo to be selected in the first round...his dad pitched professionally for seven seasons, including three starts with the Giants in 1996.


**LIFETIME PLAYING RECORD**

| Year | Club | AVG. | G | AB | R | H | 2B | 3B | HR | RBI | SH | SF | HP | BB | SO | SB | CS | OBP | SLG | E |
|------|------|------|---|----|---|---|----|----|----|-----|----|----|----|----|----|----|----|-----|-----|---|
| 2020 |      |      |   |    |   |   |    |    |    |     |    |    |    |    |    |    |    |     |     |   |

(Minor League Season Canceled — Did Not Play)

**CAREER TRANSACTIONS**

**2020** — Selected by the Oakland Athletics in the 1st round (26th selection overall) of the First-Year Player Draft.

**RIGHT-HANDED PITCHER****Height/Weight:** 6-5 / 268**Bats/Throws:** Right / Right**Birthdate:** May 31, 1996**Opening Day Age:** 24**Birthplace/Resides:** Bryan, Texas / La Grange, Texas**Major League Service:** 3 days**Obtained:** Signed to a minor league contract, November 16, 2020**Contract Status:** First year of a one-year contract through 2021 [Updated Stats](#)**NON-ROSTER INVITEE****CAREER HIGHLIGHTS**

Is 30-28 with a 3.48 ERA and .233 opponents batting average in 106 games, including 92 starts, in the minors with Pittsburgh (2014-15) and Milwaukee (2016-20)...was originally selected by the Pirates as a Competitive Balance Round B pick in the 2014 draft and was traded to the Brewers organization following the 2015 season...was named Southern League Most Outstanding Pitcher in 2019 for Biloxi after leading the league in ERA (2.20) and opponents batting average (.192) while tying for the lead in wins (11).

**2020 HIGHLIGHTS**

Did not allow an earned run in three Spring Training appearances with Milwaukee (3.0 ip, 4 h, 4 r, 1 bb, 3 so) before he was optioned to Triple-A San Antonio March 9...was added to the Brewers 60-man player pool July 9...was recalled by Milwaukee Aug. 31 but did not pitch and was optioned following the game...was designated for assignment Sept. 14 and outrighted to the San Antonio roster Sept. 16.

**CAREER**

**2019**—Went 12-6 with a 3.60 ERA in 27 starts between Double-A Biloxi and Triple-A San Antonio...began the season at Biloxi, where he went 11-4 with a 2.20 ERA in 20 starts...was named Southern League Most Outstanding Pitcher...was a SL Midseason and Postseason All-Star...led the Southern League in ERA (2.20), opponents batting average (.192) and WHIP (0.87) and tied for the league lead in wins (11)...ranked eighth in innings pitched (122.2)...was named SL Pitcher of the Week twice: April 15-21 and July 15-21...was promoted to San Antonio on July 26 where he went 1-2 with a 9.30 ERA in seven starts.


**2018**—Went 8-7 with a 2.48 ERA in 25 starts between Single-A Carolina and Double-A Biloxi...his 2.48 ERA and 123 strikeouts ranked second in the Brewers organization...held opponents to a .223 batting average...began the season at Carolina, where he went 2-1 with a 1.76 ERA in nine starts...was a Carolina League All-Star...was promoted to Biloxi on May 26 and went 6-6 with a 2.91 ERA in 16 starts...went 0-6 with a 5.22 ERA over his first eight starts, and 6-0 with a 0.96 ERA over his last eight starts...was Southern League Pitcher of the Week for July 23-29, going 1-0 with a 1.38 ERA in two starts (13.0 ip, 8 h, 4 r, 2 er, 3 bb, 12 so)...did not allow an earned run in his last three starts, surrendering just an unearned run in 18.0 innings...was added to the 40-man roster on Nov. 20.

**2017**—Went 5-6 with a 3.57 ERA and one save in 23 games (18 starts) between Single-A Wisconsin and Single-A Carolina...held opponents to a .212 batting average...began the season at Wisconsin and was promoted to Carolina on May 29.

**2016**—In his first season in the Brewers organization went 3-4 with a 3.24 ERA and one save in 15 games (eight starts) between Rookie Helena and Single-A Wisconsin...began the season at Helena and was promoted to Wisconsin July 10.





**OUTFIELDER****Height/Weight:** 6-4 / 211**Birthdate:** October 8, 1994**Birthplace/Resides:** Colleyville, Texas / Colleyville, Texas**Major League Service:** None**Obtained:** Acquired from the Los Angeles Dodgers with Adam Kolarik for Sheldon Neuse and Gus Varland, February 12, 2021**Contract Status:** First year of a one-year contract through 2021
 [Updated Stats](#)
**Bats/Throws:** Left / Right**Opening Day Age:** 26**NON-ROSTER INVITEE****CAREER HIGHLIGHTS**

Batted .255 with 81 home runs and 278 RBI in four seasons in the Los Angeles Dodgers farm system...added 80 doubles and 21 triples for a .474 slugging percentage...started 178 games in right field, 133 in center field and 70 in left field...named to the California League Postseason All-Star Team in 2018...played for Glendale in the Arizona Fall League in 2018...was originally drafted by the Yankees in the 30th round in 2013 but attended the University of Oklahoma where he also played quarterback on the football team...was a 13th round selection of the Dodgers in 2016.

**2020 HIGHLIGHTS**

Was a non-roster invitee with Los Angeles (NL) and hit .318 with five home runs and 11 RBI in 12 games...tied for second in the Cactus League in home runs and tied for eighth in RBI...was added to the Dodgers 60-man player pool June 29 but did not play in 2020.

**CAREER**

**2019**—Spent the entire season in Double-A Tulsa, slashing .236/.308/.443 across a team leading 130 games, the second most games played in the Texas League...named to the TL Midseason All-Star Team...throughout the month of May, slashed .337/.402/.519 across 28 games, tallying 20 RBI on five doubles, a triple and four home runs...tallied a 10-game hitting streak from May 10-18, going 19-for-40 (.475) while batting in 10 runs on three homers, three doubles and a triple...tallied seven multi-hit games during the same streak...went 4-for-4 on April 17, homering three different times to tally five RBI in a 10-7 victory over Springfield...in day games, Thomas went 25-for-82 (.305) while adding up six extra-base hits, seven homers and 21 RBI...paced the Texas league with his 23 home runs, a career-high...ranked in the top three on Tulsa in home runs, batting average (3rd), RBI (1st, 76), on-base percentage (3rd), slugging percentage (2nd), walks (3rd, 46) and total bases (1st, 210)...went 9-for-38 (237) with two home runs and eight RBI in 10 postseason games.

**2018**—Played the entire season at Single-A Rancho Cucamonga, recording a slash line of .285/.355/.497 while crushing 19 long balls, 35 doubles and seven triples to total 87 RBI across 127 games, the fourth most in the league...named an MiLB.com Organizational All-Star after tallying career highs in doubles, triples, RBI and walks (48)...was also named to the California League Postseason All-Star Team...was honored as CL Player of the Week for the week of July 29 and Sept. 3...from July 22-29, went 10-for-32 (.313), with four home runs and 15 RBI...from Aug. 26-Sept. 3, went 15-for-36 (.417) with six doubles, two homers and 12 RBI...came up clutch when the bases were loaded, going 4-for-12 with three walks, two grand slams and 16 RBI...tallied an 11-game hitting streak from June 21-July 1, going 16-for-44 (.364) while scoring 11 runs and tallying three doubles, a triple, six home runs and 13 RBI...hit .333 with three doubles, a triple, two home runs and seven RBI in seven postseason games...following the season, hit .161 with four RBI in 18 games for Glendale in the Arizona Fall League.

**2017**—Spent the entire season with Single-A Great Lakes, finishing with a slash line of .222/.293/.409 across 121 games...boasted a solid June, slashing .306/.355/.541 across 22 games...added four home runs, 18 RBI and five walks to his stat sheet...paced the team and ranked fifth in the league with 20 homers...ranked in the top three on the team in runs (2nd, 59),

batting average (2nd), OBP (2nd), total bases (1st, 188) and RBI (1st, 65)...tallied a 13-game hitting streak from May 15-30, going 18-for-58 (.310) with four homers and eight RBI.

**2016**—In his first professional season, split his time between the AZL Dodgers and the Ogden Dodgers, slashing .297/.382/.621 across 59 games...with the AZL Dodgers, played seven games and was 11-for-22 (.500) with three home runs, six RBI, a .571 on-base percentage and 1.045 slugging percentage... in Ogden, slashed .276/.360/.576 across 52 games, crushing 16 home runs and tallying 44 RBI...awarded the MiLB Joe Bauman Home Run Award for a Short Season... played a total of 150.0 innings in the outfield and had a .957 fielding percentage while tallying 21 putouts and an assist...went 5-for-14 (.357) with three doubles in three postseason games for Ogden.

## PERSONAL/MISCELLANEOUS

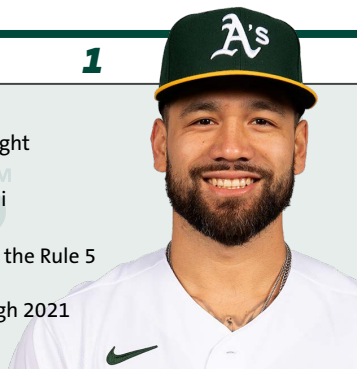
Cody Ryan Thomas...attended Colleyville Heritage High School (Colleyville, TX)...played football, throwing for a combined 83 touchdowns in his junior and senior seasons and was rated as a four star recruit...was drafted by the Yankees but did not sign and attended the University of Oklahoma...played both baseball and football for the Sooners.

### LIFETIME PLAYING RECORD

| Year                       | Club  | AVG.        | G          | AB          | R          | H          | 2B        | 3B        | HR        | RBI        | SH       | SF        | HP        | BB         | SO         | SB        | CS        | OBP         | SLG         | E         |
|----------------------------|---|-------------|------------|-------------|------------|------------|-----------|-----------|-----------|------------|----------|-----------|-----------|------------|------------|-----------|-----------|-------------|-------------|-----------|
| 2016                       | GCL Dodgers                                   | .500        | 7          | 22          | 10         | 11         | 1         | 1         | 3         | 6          | 0        | 1         | 2         | 3          | 3          | 1         | 0         | .571        | 1.045       | 0         |
|                            | Ogden   | .276        | 52         | 210         | 41         | 58         | 9         | 3         | 16        | 0          | 1        | 0         | 10        | 18         | 84         | 9         | 3         | .360        | .576        | 3         |
| 2017                       | Great Lakes                                   | .222        | 121        | 460         | 59         | 102        | 18        | 4         | 20        | 65         | 0        | 4         | 5         | 43         | 150        | 6         | 7         | .293        | .409        | 2         |
| 2018                       | Rancho Cucamonga                              | .285        | 127        | 499         | 82         | 142        | 35        | 7         | 19        | 87         | 0        | 3         | 8         | 48         | 163        | 5         | 2         | .355        | .497        | 5         |
| 2019                       | Tulsa   | .236        | 130        | 474         | 77         | 112        | 17        | 6         | 23        | 76         | 0        | 6         | 6         | 46         | 144        | 5         | 3         | .308        | .443        | 2         |
| 2020                       | (Minor League Season Canceled — Did Not Play) |             |            |             |            |            |           |           |           |            |          |           |           |            |            |           |           |             |             |           |
| <b>Minor League Totals</b> |   | <b>.255</b> | <b>437</b> | <b>1665</b> | <b>269</b> | <b>425</b> | <b>80</b> | <b>21</b> | <b>81</b> | <b>278</b> | <b>0</b> | <b>15</b> | <b>31</b> | <b>158</b> | <b>544</b> | <b>26</b> | <b>15</b> | <b>.329</b> | <b>.474</b> | <b>12</b> |

### CAREER TRANSACTIONS

**2013** — Selected by the New York Yankees in the 30th round of the First-Year Player Draft; did not sign. **2016** — Selected by the Los Angeles Dodgers in the 13th round of the First-Year Player Draft. **2021** — Traded to the Oakland Athletics with pitcher Adam Kolarek for infielder Sheldon Neuse and minor league pitcher Gus Varland, February 12.

**OUTFIELDER****Height/Weight:** 5-9 / 190**Bats/Throws:** Left / Right**Birthdate:** May 29, 1994**Opening Day Age:** 26**Birthplace/Resides:** Honolulu, Hawaii / Kane'ohe, Hawaii**Major League Service:** None**Obtained:** Selected from Cleveland in the first round of the Rule 5 draft, December 10, 2020**Contract Status:** First year of a one-year contract through 2021 [Updated Stats](#)**CAREER HIGHLIGHTS**

Was originally selected by Cleveland in the fifth round of the 2015 First-Year Player Draft and hit .270 with 49 home runs and 255 RBI in 473 games over five seasons in the Indians farm system... added 223 walks for a .360 on-base percentage...appeared in 164 games in left field, 149 in center field and 118 in right field...played for Glendale in the Arizona Fall League in 2017.

**2020 HIGHLIGHTS**

Was a non-roster invitee with Cleveland and batted .318 with three RBI in 14 games during Spring Training...was not added to the Indians 60-man player pool and did not play in 2020.

**CAREER**

**2019**—Led organizational hitters in RBI (86), total bases (255) and extra base hits (t-1st, 60) and was second in runs (83) while amassing professional career-highs in every offensive category... was named an Organization All-Star by mlb.com...began the year in Double-A Akron and after hitting .185 in April he was named Eastern League Player of the Month for May, batting .333 (32-for-96) with six doubles, seven home runs and 14 RBI in 26 games...reached base safely in 27 straight games from May 21 to June 18 (.491 on-base percentage) and 26 straight from June 19 to July 18 (.443) on-base percentage and was on base in 53 of 54 games over that span...was promoted to Triple-A Columbus July 5...appeared in the Double-A All-Star Game...combined between the two stops he hit .323 in July...on the year vs. left-handed pitchers he batted .292 with seven home runs and 27 RBI...hit .305 with runners on base and .336 with runners in scoring position, including a .429 clip for Columbus...batted .382 with three doubles, three home runs, six RBI and eight runs scored in eight Triple-A postseason games for the International League champs.

**2018**—Spent the entire season at Double-A Akron where he batted a career-low .245 with 12 home runs and 64 RBI in 121 games...also had career lows in on-base percentage (.329), slugging (.399) and OPS (.728)...had a career high 10 hit by pitches...hit .260 against right-handed pitchers, .207 against left-handers...batted .205 with the bases empty, .282 with runners on...had a .306 average with runners in scoring position...started 53 games in center field, 33 in right field and 20 in left field...had nine assists in 108 games overall in the outfield...hit in every spot in the order except third...went 5-for-5 with two home runs, four RBI and four runs scored May 18 at Hartford...it was his first career two-homer game, his second five-hit game and the runs scored were a career high.

**2017**—Finished second on Lynchburg with 23 stolen bases (3rd in organization) and tied for the team lead with 65 RBI...was seventh in the Carolina League with 68 runs scored...hit .275 with two home runs and three RBI over 11 games with Glendale in Arizona Fall League.

**2016**—Appeared in 28 games for Lake County before enduring a left shoulder injury...underwent surgery on June 24 and missed remainder of the season.

**2015**—Batted .283 with three home runs and 29 RBI in 66 games in his professional debut with Mahoning Valley.



**RIGHT-HANDED PITCHER****Height/Weight:** 6-5 / 235**Bats/Throws:** Right / Right**Birthdate:** October 1, 1991**Opening Day Age:** 29**Birthplace/Resides:** Sellersville, Pennsylvania / Green Lane, Pennsylvania**Major League Service:** 2 years, 163 days**Obtained:** Selected in the 11th round of the 2013 First-Year Player Draft**Contract Status:** First year of a one-year contract through 2021 [Updated Stats](#)**CAREER HIGHLIGHTS**

Was the A's 11th round draft pick in 2013 and is 12-9 with four saves and a 3.95 ERA in 150 appearances over three seasons with the A's...made his Major League debut in 2018 when he tied for the lead among American League rookies in saves (4) and ranked second in games pitched (69)...is 30-27 with nine saves and a 3.93 ERA (185 er in 423.2 ip) in 170 games, including 45 starts, in six seasons in the minors...has allowed just 18 home runs (0.38 per nine innings).

**2020 HIGHLIGHTS**

Compiled a 3.86 ERA in 20 relief appearances and held the opposition to a career-low .193 batting average...issued 10 walks in 23.1 innings for a career-low .280 on-base percentage...struck out 26 for a career-best 10.03 strikeouts per nine innings...surrendered five runs over his first four games (9.00 ERA), no runs over a 10-game stretch from Aug. 11 to Sept. 12 (12.2 ip) and five runs over his final six games (7.94 ERA)...his opponents batting average broke down to .163 (8-for-49) against right-handed hitters compared to .235 (8-for-34) against left-handers...allowed four of his five extra base hits to lefties but issued seven of his 10 walks to righties...had a .492 OPS against righties, .768 against lefties...yielded a .125 average with the bases empty, a .286 average and all three of his home runs with runners on base...opponents hit .313 with runners in scoring position...allowed 4-of-8 (50.0%) inherited runners to score...first batters faced were 4-for-17 (.235) with three walks (.350 on-base percentage)...had a .232 average over his first 15 pitches in a game, .111 after that...his career splits are .248 over his first 15 pitches, .156 from the 16th pitch on...held the opposition to a .103 average with two strikes...did not allow a hit to the opponent's number six hitter (0-for-11)...compiled a 6.75 ERA and yielded one home run in nine appearances in Oakland, a 2.35 ERA with two home runs in 11 outings on the road...has surrendered 14 of his 18 career home runs on the road...had a 6.75 ERA in six outings on no days rest, a 3.00 ERA in his other 14 appearances...posted a 3.00 ERA and .118 opponents batting average in 13 outings against the American League West, a 5.40 ERA and .313 opponents average in seven games against the National League West...tossed at least one inning in 18 of his 20 appearances, including two or more four times.

**OAKLAND:** Allowed a season-high three runs on a season-high three hits in 1.0 innings in his second outing on July 28 against Colorado...surrendered five runs in 5.0 innings over his first four games through Aug. 10...then did not allow a run over his next 10 games from Aug. 11 to Sept. 12 (12.2 ip)...opponents were 6-for-43 (.140) over that stretch...struck out a career-high tying four batters in a season-high 2.1 scoreless innings Aug. 18 at Arizona...also matched his career high with 49 pitches but allowed all three of his inherited runners to score...compiled a 1.35 ERA and .167 opponents batting average in nine appearances in August...struck out 16 in 13.1 innings...then logged a 5.63 ERA in nine games in September...held the opposition to a .192 average but walked five batters in 8.0 innings...retired the side on three pitches in the ninth inning on Sept. 7 against Houston to become the first A's pitcher to face at least three batters in an inning and toss just three pitches since Bobby Cramer on Sept. 24, 2010 vs. Texas in the sixth inning...allowed a two-run home run to Mathis Sept. 13 at Texas to snap his scoreless streak at 13.2 innings...that began a season-ending stretch where he yielded five runs over his final six games (7.94 ERA)...walked a season-high two batters Sept. 15 at Colorado and Sept. 20 against San Francisco...made four postseason appearances and had a 3.38 ERA and .111 opponents batting average...pitched

once in the ALWCS against Chicago in Game 3 (0.2 ip, 1 hb)...worked in three of the four ALDS games against Houston (2.0 ip, 1 h, 1 r, 1 er, 1 bb, 2 so).

## CAREER

**2019**—Was 4-6 with a 5.25 ERA and .265 opponents batting average in 61 relief appearances in his second season in the majors after going 8-3 with a 2.92 ERA and .201 opponents average in 69 games as a rookie in 2018...struck out 57 in 60.0 innings after fanning 82 in 74.0 innings in 2018...his ERA ranked fifth highest among American League relievers...posted a 1.45 ERA and .164 opponents batting average over his first 17 games through May 11...then compiled a 6.97 ERA and .302 opponents average over his final 44 appearances beginning May 13...his opponents batting average broke down to .263 against right-handed hitters compared to .267 against left-handers...had a .310 average and five of his seven home runs with the bases empty, .222 with runners on...allowed 11-of-31 (35.5%) inherited runners to score...first batters were 15-for-55 (.273) with five walks and a hit by pitch (.344 on-base percentage)...was charged with five blown saves...had a 4.50 ERA in 40 games before the All-Star Break...then compiled a 6.75 ERA in 21 outings after the break...posted a 4.73 ERA in 33 games at home and allowed just one home run in 32.1 innings...had a 5.86 ERA and surrendered six home runs in 27.2 innings in 28 contests on the road...allowed just one run in the seventh inning for a 0.55 ERA...had a 7.01 ERA in all other innings...yielded a Major League-leading eight runs in extra innings, which matches the most by an Oakland pitcher since at least 1973 (Ben Callahan, 1983; Billy Koch, 2002; Brian Fuentes, 2011)...opponents were 9-for-12 (75.0%) in stolen base attempts and the steals tied for fifth most among AL relievers...made his first Opening Day roster and pitched in each of the A's first four games...joined Dennis Eckersley (1992) as the only pitchers in Oakland history to appear in each of the first four games of a season...did not allow a run in 14 of his first 15 appearances for a 1.13 ERA and .135 opponents batting average through May 8...began the season with a 7.2-inning scoreless streak, allowed two runs on April 7 at Houston and then had a season-high 8.0-inning scoreless streak from April 9 to May 8...had a 2.35 ERA in seven games in the month of April...walked a career-high three batters May 20 at Cleveland...was charged with the loss in four consecutive appearances from May 29 to June 5, which matched the longest such streak by a reliever in Oakland history (Brian Fuentes, May 18-23, 2011)...began the streak by allowing a career-high five runs and a career-high tying three walks in 1.0 innings against Los Angeles (AL)...made his 100th career appearance June 9 at Texas when he allowed three runs on a career-high tying four hits in 0.2 innings...had a 1.86 ERA over an 11-game span from June 11 to July 16...matched his career high by walking three batters July 31 against Milwaukee...tossed a career-high tying 3.0 scoreless innings and equaled his career high with four strikeouts Aug. 16 against Houston...appeared in just five games in September and none after Sept. 14...was not on the roster for the AL Wild Card game against Tampa Bay.

**2018**—Pitched in 69 games in his Major League debut and went 8-3 with four saves, a 2.92 ERA and .201 opponents batting average over two stints with the A's...fell two short of the Oakland rookie record of 71 games pitched set by Aaron Small in 1997 and matched by Ryan Cook in 2012...tied for the lead among American League rookies in saves, ranked second in games pitched, fifth in wins and seventh in strikeouts (82)...averaged 9.97 strikeouts per nine innings...tied for third among all AL relievers in wins...had a 1.16 ERA, a .161 opponents batting average, .480 OPS and three home runs in 54.1 innings over his first 45 games through Aug. 5...then compiled a 7.78 ERA, .295 opponents batting average and .895 OPS while allowing five home runs in 19.2 innings over his final 23 contests...had all eight of his wins over his first 39 games through July 25...his .201 opponents batting average included a mark of .182 against right-handed hitters compared to .223 against left-handers...held opponents to a .184 batting average with two outs and .126 with two strikes...walked just one batter to lead off an inning...had a .245 opponents batting average over his first 15 pitches in a game, .050 after that...posted a 1.10 ERA on 16 appearances with no days rest, a 3.43 ERA in his other 53 contests...was 5-0 with a 0.87 ERA in 29 day games, 3-3 with a 4.40 ERA in 40 games at night...was 1-3 with a 5.06 ERA and .250 opponents batting average in 30 games against AL West teams compared to 7-0 with a 1.71 ERA and .171 opponents average in 39 games against everyone else...did not allow a run in the ninth inning (10.2 ip) or extra innings (4.0)...allowed 13-of-38 (34.2%) inherited runners to score...the inherited runners tied for 10th most in the AL...first batters faced hit .270 but he walked just four (.313 on-base percentage)...posted a 1.46 ERA and .122 opponents batting average in 10

interleague games...began the season at Triple-A Nashville and had not allowed a run in three games (4.1 ip) when he was recalled by Oakland April 17....made his Major League debut that night against Chicago (AL) with a scoreless ninth inning (2 h, 1 bb, 2 so)...struck out Narváez for his first strikeout...recorded his first win the next day against the White Sox, tossing the final three innings of the A's 12-11, 14-inning win (2 h, 4 so)...the 3.0 innings are a career high and he also fanned a personal-best four batters...matched his strikeout best on June 23 at Chicago (AL)... was optioned to Nashville April 19, pitched once on the 23rd at Omaha and returned to Oakland for good April 24...had a 1.29 ERA over his first five games through May 1...then had a nine-game, 10.1-inning scoreless streak from May 3 to 22, dropping his overall ERA to a season-low 0.52... went 4-0 with all four of his saves, a 0.38 ERA and .092 opponents batting average over an 18-game stretch from June 7 to July 21, allowing just one run in 23.2 innings...was credited with his first save June 8 against Kansas City...picked up the win in three consecutive outings from June 19 to 25 to become the first A's reliever to win three consecutive games since Billy Koch (Sept. 1-4, 2002)...had a career-high 15.0-inning scoreless streak from June 25 to July 21...opponents went 4-for-46 (.087) with six walks and 17 strikeouts during the streak...went 4-1 with three saves, a 2.45 ERA and .102 opponents batting average in 12 games in June...tied for the American League lead in June wins and became the first A's reliever to win four games in a month since Billy Koch had five in September of 2002...then posted a 0.57 ERA and .118 opponents batting average in 13 appearances in July...pitched in 16 games in August, which were the most by an A's pitcher in August since Mike Mohler also had 16 in 1997...made his first career start Sept. 28 at Los Angeles (AL) as the A's opener and retired the side in order...relieved Hendriks to start the second inning in the Wild Card game at New York on Oct. 3 with the A's trailing 2-0 and tossed 3.0 scoreless innings (1 h, 1 bb, 4 so)...allowed a leadoff single to Gregorius and then walked Andújar before retiring each of the final eight batters he faced, four by strikeout...the strikeouts were the most by an A's reliever in a postseason game since Jim Mecir had four in 2.0 innings in Game 5 of the 2001 ALDS against New York.

**2017**—Began the season at Double-A Midland and was 7-1 with a save and a 2.43 ERA in 23 relief appearances when he was promoted to Triple-A Nashville June 20...went 1-2 with four saves and a 3.60 ERA in 25 games with the Sounds...combined for an 8-3 record, five saves and a 3.03 ERA in 48 relief outings overall...tied for seventh in the A's farm system in saves...did not allow a home run in 68.1 innings...allowed a .245 batting average, which included .216 against right-handed hitters...allowed a .147 average with runners in scoring position and two outs...did not allow a run in six day games (8.2 ip)...allowed 8-of-20 (40.0%) inherited runners to score...tossed at least one inning in 46 of his 48 appearances, including two or more 14 times...started the year at Midland and did not allow a run over his first six outings (7.2 ip) through April 25...finished April 2-0 with a 0.84 ERA and .139 opponents batting average in seven games...then went 3-0 with a 1.98 ERA in 10 contests in May...was 4-0 with a 0.61 ERA over his first 10 games through May 11 and did not allow a run in nine of those games...had a six-game, 8.0-inning scoreless streak from May 20 to June 7...was promoted to Nashville June 20...tossed a season-high 3.0 scoreless innings July 19 at Iowa to begin a season-ending stretch where he allowed just four runs (three earned) over his final 17 games (1.23 ERA, .200 opponents average)...recorded all four of his saves with Nashville over his final 10 outings from Aug. 11 to Sept. 2...did not allow a run in nine of those games (0.82 ERA)...posted a 1.46 ERA and .186 opponents batting average in 10 games in August.

**2016**—Pitched exclusively in relief for the first time in his career and combined for a 2-4 record, three saves, a 2.85 ERA and .230 opponents batting average in 45 relief appearances with Single-A Stockton and Double-A Midland...yielded just one home run in 60.0 innings...struck out 61, the first time in his career he finished with more strikeouts than innings pitched...opponents were 4-for-34 (.118) with runners in scoring position and two outs...allowed 10-of-24 (41.7%) inherited runners to score...began the year at Stockton and did not surrender a home run in 41.2 innings... compiled a 1.01 ERA over a 22-game stretch from May 1 to July 5...recorded the first save of his career May 1 against Modesto when he retired the side in order in the ninth inning of the Ports 3-2 win (1 so)...compiled a 0.71 ERA in 10 games in May and then logged a 1.64 ERA and .105 opponents batting average in 10 games in June...had a nine-game, 10.2-inning scoreless streak from June 11 to July 5...was transferred to Midland July 20 and went 1-1 with a save and a 2.45 ERA in 12 games at Double-A...made two postseason appearances for the Texas League Champion RockHounds (3.1 ip, 3 h, 3 r, 3 er, 3 bb, 3 so, 8.10 ERA).



**2015**—Spent the entire season at Single-A Stockton and went 10-5 with a 3.91 ERA and .216 opponents batting average in 32 games, including nine starts...the wins tied for the California League lead and tied for third in the A's farm system...yielded just five home runs, an average of 0.50 per nine innings...each of his first nine appearances were starts...was moved to the bullpen June 2...allowed 1-of-12 (8.3%) inherited runners to score...held the opposition to a .151 average with runners in scoring position...was 5-1 with a 2.17 ERA in 19 appearances in the second half...went 4-1 with a 1.94 ERA and .196 opponents average in 14 games on the road...picked up the win in four consecutive relief appearances from June 13 to July 1 and did not allow a run (10.1 ip)...had a loss in two postseason appearances for the Ports (3.0 ip, 3 h, 2 r, 2 er, 4 so, 6.00 ERA).

**2014**—Went 7-11 with a 5.28 ERA and .290 opponents batting average in 27 games, including 26 starts, for Single-A Beloit...led the Midwest League in runs (93) and earned runs (82) and ranked fourth in innings pitched (139.2)...ranked seventh among A's farmhands in innings pitched and eighth in strikeouts (95)...combined on a six-hit shutout April 26 against Burlington (6.0 ip, 6 h)...combined on a two-hit shutout and tossed a season-high 7.0 innings July 20 against Bowling Green...made his only relief appearance in his final outing of the season.

**2013**—Made his professional debut with Vermont of the Short Season Single-A New York-Penn League and went 3-4 with a 3.12 ERA and .231 opponents batting average in 14 games, including 10 starts...surrendered just two home runs in 60.2 innings...made his professional debut in relief on June 23 against Lowell (2.0 ip, 1 h, 1 so)...made his first start July 15 at Mahoning Valley, a no decision (5.0 ip, 5 h, 1 r, 1 er, 6 so)...earned his first win July 26 against Tri-City, a 5-3 Lake Monsters victory (6.1 ip, 5 h, 1 r, 1 er, 2 bb, 7 so).

## PERSONAL/MISCELLANEOUS

Louis Albert Trivino was originally signed by A's scout Matt Higginson...graduated from Upper Bucks Christian High School (PA)...attended Slippery Rock University...posted a career record of 19-8 with a 1.95 ERA in three seasons at Slippery Rock, including 14 complete games.

### LIFETIME PITCHING RECORD

| Year                       | Club      | W         | L        | ERA         | G          | GS       | CG       | SHO      | SV       | IP           | H          | R         | ER        | HR        | HB       | BB        | IBB      | SO         | WP        | BK       |
|----------------------------|-----------|-----------|----------|-------------|------------|----------|----------|----------|----------|--------------|------------|-----------|-----------|-----------|----------|-----------|----------|------------|-----------|----------|
| 2013                       | Vermont   | 3         | 4        | 3.12        | 14         | 10       | 0        | 0        | 0        | 60.2         | 53         | 31        | 21        | 2         | 8        | 20        | 0        | 47         | 2         | 0        |
| 2014                       | Beloit    | 7         | 11       | 5.28        | 27         | 26       | 0        | 0        | 0        | 139.2        | 160        | 93        | 82        | 10        | 10       | 43        | 2        | 95         | 12        | 0        |
| 2015                       | Stockton  | 10        | 5        | 3.91        | 32         | 9        | 0        | 0        | 0        | 89.2         | 70         | 45        | 39        | 5         | 1        | 44        | 1        | 78         | 11        | 2        |
| 2016                       | Stockton  | 1         | 3        | 3.02        | 33         | 0        | 0        | 0        | 2        | 41.2         | 38         | 19        | 14        | 0         | 6        | 18        | 1        | 49         | 7         | 0        |
|                            | Midland   | 1         | 1        | 2.45        | 12         | 0        | 0        | 0        | 1        | 18.1         | 14         | 7         | 5         | 1         | 0        | 7         | 2        | 12         | 1         | 0        |
| 2017                       | Midland   | 7         | 1        | 2.43        | 23         | 0        | 0        | 0        | 1        | 33.1         | 31         | 9         | 9         | 0         | 1        | 10        | 0        | 34         | 0         | 1        |
|                            | Nashville | 1         | 2        | 3.60        | 25         | 0        | 0        | 0        | 4        | 35.0         | 33         | 15        | 14        | 0         | 1        | 11        | 2        | 31         | 4         | 1        |
| 2018                       | Nashville | 0         | 0        | 1.69        | 4          | 0        | 0        | 0        | 1        | 5.1          | 2          | 1         | 1         | 0         | 0        | 1         | 0        | 10         | 0         | 0        |
|                            | OAKLAND   | 8         | 3        | 2.92        | 69         | 1        | 0        | 0        | 4        | 74.0         | 53         | 24        | 24        | 8         | 2        | 31        | 4        | 82         | 4         | 1        |
| 2019                       | OAKLAND   | 4         | 6        | 5.25        | 61         | 0        | 0        | 0        | 0        | 60.0         | 61         | 40        | 35        | 7         | 3        | 31        | 2        | 57         | 7         | 0        |
| 2020                       | OAKLAND   | 0         | 0        | 3.86        | 20         | 0        | 0        | 0        | 0        | 23.1         | 16         | 10        | 10        | 3         | 0        | 10        | 0        | 26         | 1         | 0        |
| <b>Major League Totals</b> |           | <b>12</b> | <b>9</b> | <b>3.95</b> | <b>150</b> | <b>1</b> | <b>0</b> | <b>0</b> | <b>4</b> | <b>157.1</b> | <b>130</b> | <b>74</b> | <b>69</b> | <b>18</b> | <b>5</b> | <b>72</b> | <b>6</b> | <b>165</b> | <b>12</b> | <b>1</b> |

### CAREER TRANSACTIONS

**2013** — Selected by the Oakland Athletics in the 11th round of the First-Year Player Draft.

### WILD CARD RECORD

| Year          | Club/Opp.   | W        | L        | ERA         | G        | GS       | CG       | SHO      | SV       | IP         | H        | R        | ER       | HR       | HB       | BB       | IBB      | SO       | WP       | BK       |
|---------------|-------------|----------|----------|-------------|----------|----------|----------|----------|----------|------------|----------|----------|----------|----------|----------|----------|----------|----------|----------|----------|
| 2018          | OAK vs. NYY | 0        | 0        | 0.00        | 1        | 0        | 0        | 0        | 0        | 3.0        | 1        | 0        | 0        | 0        | 0        | 1        | 0        | 4        | 0        | 0        |
| 2020          | OAK vs. CWS | 0        | 0        | 0.00        | 1        | 0        | 0        | 0        | 0        | 0.2        | 0        | 0        | 0        | 0        | 1        | 0        | 0        | 0        | 0        | 0        |
| <b>Totals</b> |             | <b>0</b> | <b>0</b> | <b>0.00</b> | <b>2</b> | <b>0</b> | <b>0</b> | <b>0</b> | <b>0</b> | <b>3.2</b> | <b>1</b> | <b>0</b> | <b>0</b> | <b>0</b> | <b>1</b> | <b>1</b> | <b>0</b> | <b>4</b> | <b>0</b> | <b>0</b> |

### DIVISION SERIES RECORD

| Year | Club/Opp.   | W | L | ERA  | G | GS | CG | SHO | SV | IP  | H | R | ER | HR | HB | BB | IBB | SO | WP | BK |
|------|-------------|---|---|------|---|----|----|-----|----|-----|---|---|----|----|----|----|-----|----|----|----|
| 2020 | OAK vs. HOU | 0 | 0 | 4.50 | 3 | 0  | 0  | 0   | 0  | 2.0 | 1 | 1 | 1  | 1  | 1  | 1  | 0   | 2  | 0  | 0  |

## TRIVINO'S CAREER BESTS

**Low Hit Complete Game:** None

**Innings Pitched:** 3.0 (twice), last: August 16, 2019 vs. Houston. Note: Also pitched 3.0 innings in 2018 Wild Card game at New York (AL)

**Strikeouts:** 4 (four times), last: August 18, 2020 at Texas. Note: Also had 4 strikeouts in 2018 Wild Card game at New York (AL)

**Pitches:** 49 (twice), last: August 18, 2020 at Arizona

**Longest Winning Streak:** 5, June 19 to July 25, 2018

**Longest Losing Streak:** 5, May 29 to June 16, 2019

**Longest Scoreless Streak:** 15.1, June 25 to July 21, 2018

**LEFT-HANDED PITCHER****Height/Weight:** 6-4 / 230**Bats/Throws:** Left / Left**Birthdate:** September 11, 1989 **Opening Day Age:** 31**Birthplace/Resides:** La Canada, California / Gilbert, Arizona**Major League Service:** 1 years, 143 days**Obtained:** Acquired from Pittsburgh for cash considerations, January 14, 2021**Contract Status:** First year of a one-year contract through 2021
[@nturley108](#)
[Updated Stats](#)
**CAREER HIGHLIGHTS**

Returned to the majors in 2020 with Pittsburgh after missing the 2018 and 2019 seasons due to injury...made his Major League debut with Minnesota in 2017 and is 0-5 with a 7.78 ERA in 35 games, including three starts, in two seasons in the majors...is 52-47 with a 3.43 ERA in 176 games, including 139 starts, in 10 seasons in the minors...was originally drafted by the New York Yankees in the 50th round in 2008 and has also pitched in the San Francisco and Boston organizations...played for Somerset in the independent Atlantic League in 2016...was named to the Florida State League Postseason All-Star team in 2012

**2020 HIGHLIGHTS**

Spent the entire season with Pittsburgh and was 0-3 with a save, a 4.98 ERA and .173 opponents batting average in 25 relief appearances...the games pitched were the most among all Major League left-handed rookie relievers...surrendered just one home run in 21.2 innings...his opponents batting average broke down to .151 (8-for-53) against right-handed hitters compared to .227 (5-for-22) against left-handers...allowed his lone home run and issued seven of his 11 walks to lefties for an .874 OPS...had a .456 OPS against righties...yielded a .108 average with the base empty, .237 with runners on...first batters faced were 4-for-19 (.211) but he walked four and hit two for a .400 on-base percentage...allowed 2-of-5 (40.0%) inherited runners to score...compiled a 0.82 ERA and .132 opponents batting average in 12 games at home, a 9.28 ERA and .216 opponents average in 13 outings on the road...posted a 6.75 ERA in 13 outings on one day of rest, a 2.79 ERA in his other 12 appearances...tossed one inning or fewer in all 25 of his outings.

**PITTSBURGH:** Was a non-roster invitee with Pittsburgh and did not allow an earned run in four outings (3.1 ip)...was added to the Pirates alternate site roster on June 29 and was selected on July 23...made his season debut on July 25 at St. Louis and retired all three batters he faced...it was his first regular action since pitching with the Twins on Sept. 28, 2017 – a total of 1,029 days in between games...made six straight scoreless appearances from Aug. 9 to 27 (6.0 ip)...retired the final three batters in game two of a doubleheader on Aug. 27 at St. Louis to earn his first Major League save...at 30 years of age, he is the only Pirates pitcher (since saves became official in 1969) to earn his first career save at age 30+ without having an MLB win beforehand...suffered the blown save on Aug. 29 at Milwaukee and his first loss on Aug. 31 at Milwaukee...was scored upon just once in a 10-game stretch from Sept. 3-25 (7.2 ip, 2 er)...had the blown save and loss in his final game of the season on Sept. 27 at Cleveland when he gave up three runs in the seventh inning after entering the game with a 6-5 lead.

**CAREER**

**2019**—Missed the entire season due to a left elbow injury.

**2018**—Was suspended 80 games by MLB after testing positive for the performance-enhancing substance Ipamorelin...was reinstated on June 28 and placed on the 60-day disabled list with a sprained left elbow...missed the entire season.

**2017**—Was selected by Minnesota on June 11 and made his Major League debut that night at San Francisco...started and allowed four runs in 4.0 innings, but did not factor in the decision...

also went hitless in two big league at bats on June 11...went 0-2 with a 16.39 ERA in three starts with the Twins before being optioned to Triple-A Rochester on June 22...was recalled again on Aug. 17 and made a relief appearance on Aug. 18 vs. Arizona (0.2 ip, 0 r)...was optioned back to Triple-A on Aug. 20...was recalled as the 26th man for the doubleheader on Aug. 21 at Chicago (AL)...gave up two runs in 3.2 innings of relief in game one...returned to Rochester on Aug. 21...was recalled a final time on Sept. 1 and posted a 6.75 ERA in five relief outings in September...went 5-5 with a 2.05 ERA in 23 games, 13 starts, between Double-A Chattanooga and Triple-A Rochester...led the Minnesota minor league system with 124 strikeouts...pitched a 7.0-inning complete game, but suffered a 1-0 loss on April 25 vs. Tennessee...also matched a Southern League record with 14 strikeouts on April 25 when he struck out each of the last eight batters he faced...threw 105 pitches and struck out 15 batters in 6.0 innings of work on June 6 vs. Scranton/Wilkes-Barre, setting a Frontier Field record (since 1997)...was claimed off waivers by Pittsburgh on Nov. 6...went 1-0 with a 2.25 ERA in four starts with Estrellas during the 2017 Dominican Winter League.

**2016**—Was a Spring Training invitee with the White Sox...was released on March 28...signed a minor league contract with Boston on April 3 and was assigned to Double-A Portland...picked up his first two professional saves in back-to-back outings on May 28 and 30...was released by Boston on July 14 and signed with Somerset in the independent Atlantic League, where he appeared in 10 games...made five starts with Estrellas during the Dominican Winter League (15.1 ip, 17 h, 9 r, 7 er, 7 bb, 12 so).

**2015**—Spent the majority of his campaign in the starting rotation with Triple-A Sacramento...was placed on the injured list April 14 after suffering a laceration on his left index finger during his first start on April 13 vs. Las Vegas...was reinstated from the IL and transferred to Double-A San Jose on May 25...made his lone start with San Jose that day vs. Rancho Cucamonga before returning to Sacramento on June 1.

**2014**—Began the season in the Yankees organization on the Triple-A injured list due to left elbow inflammation...was granted his unconditional release on April 28 to clear room on the 40-man roster for pitcher Chris Leroux...was re-signed by New York on May 5 and was placed on Scranton/Wilkes-Barre's injured list with a strained left elbow...appeared in one rehab game with the GCL Yankees on June 21...joined Scranton's rotation on June 26.

**2013**—Spent the majority of the season with Double-A Trenton, where he was selected to the Eastern League Midseason All-Star team...set minor league career highs in wins (11), starts (27), innings pitched (145.0) and strikeouts (141)...finished third among Eastern League leaders in opponents batting average (.230), fourth in strikeouts per nine innings (8.93) and fifth in strikeouts.

**2012**—Was named to the Florida State League Postseason All-Star team after leading the league in ERA and ranking fourth in strikeouts while pitching with Tampa...was on the disabled list from May 3-12 and again from May 19 to June 11 due to a blister on his left index finger...tossed his only professional shutout on July 23 vs. Lakeland when he allowed just two hits in 7.0 scoreless innings in game one of a doubleheader...made his final start of the season with Trenton on Sept. 3.

**2011**—Went 4-6 with a 2.81 ERA in 17 starts between with Single-A Charleston and Tampa...spent the majority of the season with Charleston...was promoted to Tampa at the end of June...made two starts with Tampa before being placed on the disabled list July 12 with a fractured left hand...missed remainder of the season.

**2010**—Went 4-6 with a 3.86 ERA and 56 strikeouts in 15 games, 14 starts, between the GCL Yankees and Short Season Single-A Staten Island...pitched his first career complete game in his final outing on Sept. 2 at Hudson Valley (6.0 ip, 1 er) in the first game of a doubleheader.

**2009**—Spent his second consecutive season with the Yankees affiliate in the Gulf Coast Rookie League and was 2-3 with a 2.82 ERA in 11 games, including 10 starts.

**2008**—Made his professional debut with the GCL Yankees after being selected in the 50th round of the First-Year Player Draft in June...went 2-1 with a 1.13 ERA in four games, including one start.

## PERSONAL/MISCELLANEOUS

Nikolas Carlyle Turley...is married, Rachel...has three children: Dane, Brooke and Beau...is a 2008 graduate of Harvard-Westlake High School in Studio City, Calif...played baseball (pitcher/first base) and basketball in high school.

| LIFETIME PITCHING RECORD |                     |    |    |       |     |     |    |     |    |       |     |     |     |    |    |     |     |     |    |    |  |
|--------------------------|---------------------|----|----|-------|-----|-----|----|-----|----|-------|-----|-----|-----|----|----|-----|-----|-----|----|----|--|
| Year                     | Club                | W  | L  | ERA   | G   | GS  | CG | SHO | SV | IP    | H   | R   | ER  | HR | HB | BB  | IBB | SO  | WP | BK |  |
| 2008                     | GCL Yankees         | 2  | 1  | 1.13  | 4   | 1   | 0  | 0   | 0  | 8.0   | 6   | 1   | 1   | 0  | 1  | 0   | 0   | 13  | 0  | 0  |  |
| 2009                     | GCL Yankees         | 2  | 3  | 2.82  | 11  | 10  | 0  | 0   | 0  | 54.1  | 45  | 21  | 17  | 1  | 6  | 23  | 0   | 46  | 9  | 1  |  |
| 2010                     | GCL Yankees         | 0  | 2  | 0.84  | 3   | 2   | 0  | 0   | 0  | 10.2  | 11  | 7   | 1   | 0  | 0  | 2   | 0   | 9   | 0  | 0  |  |
|                          | Staten Island       | 4  | 4  | 4.38  | 12  | 12  | 1  | 0   | 0  | 61.2  | 57  | 36  | 30  | 0  | 2  | 29  | 0   | 47  | 4  | 0  |  |
| 2011                     | Charleston          | 4  | 6  | 2.51  | 15  | 15  | 0  | 0   | 0  | 82.1  | 70  | 32  | 23  | 8  | 8  | 21  | 0   | 82  | 9  | 0  |  |
|                          | Tampa               | 0  | 0  | 6.14  | 2   | 2   | 0  | 0   | 0  | 7.1   | 11  | 8   | 5   | 1  | 1  | 1   | 0   | 5   | 0  | 0  |  |
| 2012                     | Tampa               | 9  | 5  | 2.89  | 23  | 21  | 1  | 1   | 0  | 112.0 | 97  | 38  | 36  | 7  | 9  | 44  | 0   | 116 | 6  | 0  |  |
|                          | Trenton             | 1  | 0  | 5.40  | 1   | 1   | 0  | 0   | 0  | 5.0   | 8   | 3   | 3   | 0  | 1  | 1   | 0   | 1   | 0  | 0  |  |
| 2013                     | Trenton             | 11 | 8  | 3.88  | 27  | 26  | 0  | 0   | 0  | 139.0 | 119 | 69  | 60  | 11 | 16 | 73  | 0   | 137 | 9  | 6  |  |
|                          | Scranton/WB         | 0  | 0  | 1.50  | 1   | 1   | 0  | 0   | 0  | 6.0   | 2   | 1   | 1   | 0  | 0  | 3   | 0   | 4   | 1  | 0  |  |
| 2014                     | GCL Yankees 1       | 0  | 0  | 1.93  | 1   | 1   | 0  | 0   | 0  | 4.2   | 4   | 3   | 1   | 0  | 1  | 2   | 0   | 4   | 0  | 0  |  |
|                          | Scranton/WB         | 5  | 3  | 4.62  | 13  | 12  | 0  | 0   | 0  | 60.1  | 55  | 36  | 31  | 8  | 9  | 43  | 0   | 44  | 7  | 0  |  |
| 2015                     | Sacramento          | 7  | 8  | 4.56  | 19  | 19  | 0  | 0   | 0  | 102.2 | 93  | 64  | 52  | 15 | 1  | 48  | 0   | 85  | 13 | 0  |  |
|                          | San Jose            | 1  | 0  | 1.50  | 1   | 1   | 0  | 0   | 0  | 6.0   | 2   | 1   | 1   | 0  | 0  | 2   | 0   | 4   | 2  | 0  |  |
| 2016                     | Portland            | 1  | 2  | 4.29  | 20  | 2   | 0  | 0   | 2  | 35.2  | 26  | 20  | 17  | 3  | 2  | 28  | 0   | 48  | 9  | 1  |  |
|                          | Somerset            | 5  | 1  | 2.02  | 10  | 8   | 0  | 0   | 0  | 49.0  | 32  | 15  | 11  | 4  | 2  | 13  | 0   | 66  | 3  | 1  |  |
| 2017                     | Chattanooga         | 0  | 1  | 0.37  | 5   | 3   | 1  | 0   | 0  | 24.1  | 6   | 1   | 1   | 0  | 1  | 7   | 0   | 45  | 0  | 0  |  |
|                          | Rochester           | 5  | 4  | 2.66  | 18  | 10  | 2  | 0   | 0  | 67.2  | 58  | 24  | 20  | 4  | 2  | 22  | 0   | 79  | 4  | 0  |  |
|                          | MINNESOTA           | 0  | 2  | 11.21 | 10  | 3   | 0  | 0   | 0  | 17.2  | 30  | 22  | 22  | 5  | 2  | 8   | 1   | 13  | 2  | 0  |  |
| 2018                     | PITTSBURGH          |    |    |       |     |     |    |     |    |       |     |     |     |    |    |     |     |     |    |    |  |
|                          |                     |    |    |       |     |     |    |     |    |       |     |     |     |    |    |     |     |     |    |    |  |
| 2019                     | Indianapolis        |    |    |       |     |     |    |     |    |       |     |     |     |    |    |     |     |     |    |    |  |
|                          |                     |    |    |       |     |     |    |     |    |       |     |     |     |    |    |     |     |     |    |    |  |
| 2020                     | PITTSBURGH          | 0  | 3  | 4.98  | 25  | 0   | 0  | 0   | 1  | 21.2  | 13  | 13  | 12  | 1  | 3  | 11  | 1   | 20  | 1  | 1  |  |
|                          |                     |    |    |       |     |     |    |     |    |       |     |     |     |    |    |     |     |     |    |    |  |
|                          | Major League Totals | 0  | 5  | 7.78  | 35  | 3   | 0  | 0   | 1  | 39.1  | 43  | 35  | 34  | 6  | 5  | 19  | 2   | 33  | 3  | 1  |  |
|                          | Minor League Totals | 52 | 47 | 3.43  | 176 | 139 | 3  | 1   | 2  | 787.2 | 670 | 365 | 300 | 58 | 60 | 349 | 0   | 769 | 73 | 8  |  |
|                          | Independent Totals  | 5  | 1  | 2.02  | 10  | 8   | 0  | 0   | 0  | 49.0  | 32  | 15  | 11  | 4  | 2  | 13  | 0   | 66  | 3  | 1  |  |

## CAREER TRANSACTIONS

**2008** — Selected by the New York Yankees in the 50th round of the First-Year Player Draft. **2014** — Released, April 26; re-signed by the Yankees to a minor league contract, May 5. Elected free agency, November 3; signed by the San Francisco Giants to a minor league contract, December 5. **2015** — Elected free agency, November 6; signed by the Chicago White Sox to a minor league contract, November 30. **2016** — Released, March 26; signed by the Boston Red Sox to a minor league contract, April 3. Released, July 14; signed with Somerset of the independent Atlantic League, July 20. Signed by the Minnesota Twins to a minor league contract, October 21. **2017** — Claimed off waivers by the Pittsburgh Pirates, November 6. **2018** — On the restricted list, January 27 to June 27. On the disabled list, June 28 to October 3. **2021** — Traded to the Oakland Athletics for cash considerations, January 14.

## TURLEY'S CAREER BESTS

Low Hit Complete Game: None

Innings Pitched: 4.2, June 16, 2017 vs. Cleveland. As reliever: 3.2, August 21, 2017 at Chicago (AL)


Strikeouts: 4, June 11, 2017 at San Francisco. As reliever: 3, August 21, 2017 at Chicago (AL)

Pitches: 76, June 16, 2017 vs. Cleveland. As reliever: 51, August 21, 2017 at Chicago (AL)

Longest Winning Streak: None

Longest Losing Streak: 5, June 16, 2017 to present

Longest Scoreless Streak: 6.0, August 9 to 27, 2020



**RIGHT-HANDED PITCHER**

**Height/Weight:** 6-3 / 175

**Bats/Throws:** Left / Right

**Birthdate:** November 7, 1992

**Opening Day Age:** 28

**Birthplace/Resides:** Columbus, Georgia / Columbus, Georgia

**Major League Service:** 170 days

**Obtained:** Signed to a minor league contract, December 10, 2019

**Contract Status:** First year of a one-year contract through 2021

[jordanweems](#) [Updated Stats](#)

**CAREER HIGHLIGHTS**

Was originally selected by Boston in the third round of the 2011 draft as a catcher but made his Major League debut with Oakland in 2020 as a pitcher...logged a 3.21 ERA in nine relief appearances with the A's...had a .207 career average with three home runs and 81 RBI in 305 games over 5½ seasons when he transitioned to a pitcher midway through the 2016 season...is 13-8 with 15 saves and a 3.87 ERA in 127 career minor league appearances, including two starts, as a pitcher... has 208 strikeouts in 200.0 innings (9.36 per nine innings).

**2020 HIGHLIGHTS**

The former catcher made his Major League debut with Oakland in 2020 in his 10th professional season...compiled a 3.21 ERA and .200 opponents batting average in nine relief appearances over two stints with the A's...struck out 18 batters in 14.0 innings (11.57 per nine innings) but issued seven walks (4.50 per nine innings)...his opponents batting average broke down to .143 (4-for-28) with his lone home run against right-handed hitters compared to .273 (6-for-22) against left-handers...yielded a .133 average with two outs and opponents were 0-for-6 with runners in scoring position and two outs...first batters faced were 3-for-8 (.375) with a walk and a home run...did not inherit any runners...allowed a .077 batting average with two strikes...had a .360 opponents average over his first 15 pitches in a game, .040 after that...did not allow a run in four games on the road (7.0 ip) and opponents were 2-for-22 (.091)...had a 6.43 ERA and .286 opponents average in five games in Oakland...issued six of his seven walks at home...had a 1.50 ERA in seven night games, a 13.50 ERA in two day games...tossed at least one inning in each of his nine appearances.

**OAKLAND:** The non-roster invitee made the A's Opening Day roster and made his ML debut July 28 against Colorado when he allowed two runs on four hits in 3.0 innings, all career highs (0 bb, 3 so)...struck out the first batter he faced (Story) but then allowed four straight hits (two runs) before retiring each of the final eight batters he faced...tossed 2.0 scoreless innings July 31 at Seattle and had a 3.60 ERA in two games when he placed on the 10-day injured list Aug. 4 retro-active to Aug. 1 with a strained right latissimus dorsi...was reinstated from the IL and optioned to the alternate site Aug. 14...was recalled Aug. 24 and spent the remainder of the season with the A's...logged a 3.00 ERA in seven appearances following his return...tossed 3.0 perfect innings of relief and struck out a career-high five on a career-high 38 pitches in the first game of the Sept. 12 doubleheader at Texas...walked a career-high three batters and allowed one run in 1.0 innings on Sept. 20 against San Francisco...it was his first run since his first inning in the majors on July 28 against Colorado and it snapped a 10.0-inning scoreless streak...that began a season-ending stretch where he walked five and yielded three runs in 3.0 innings over his final three games... was on the Taxi Squad for the ALWCS against Chicago but was added to the A's roster for the ALDS against Houston...made one appearance in Game 1 and did not retire any of the three batters he faced to start the ninth inning...issued a walk and allowed two singles and was charged with two runs in the A's 10-5 loss at Dodger Stadium.

**CAREER**

**2019**—Spent most of the season at Double-A Portland where he was 0-2 with eight saves and a 3.89 ERA in 33 relief appearances...also posted a 6.17 ERA in eight games during a one-month stint with Triple-A Pawtucket and combined to go 0-3 with eight saves and a 4.37 ERA in 41

games, including one start, overall...surrendered just two home runs in 55.2 innings, an average of 0.32 per nine innings...struck out a career-high 69 (11.16 per nine innings) but walked 33 (5.34 per nine innings)...also had career highs in hits (54) and runs (32) and matched his high in losses...tied for sixth in the Red Sox farm system in saves and ranked ninth in games pitched...posted a 5.29 ERA in 26 games before the All-Star Break, a 2.91 ERA in 15 games after the break...allowed a .261 opponents batting average, including .247 against left-handed hitters compared to .272 against right-handers...surrendered both of his home runs to righties but issued 23 of his 33 walks to lefties...yielded a .195 average to batters leading off an inning but walked 10 for a .353 on-base percentage...opponents hit .314 with runners in scoring position...tossed at least one inning in 36 of his 41 appearances, including two or more 13 times...began the season at Portland...struck out a career-high seven batters in a season-high 3.2 innings April 18 against Trenton...did not allow a run in seven of his first eight games in May, but the exception was May 11 at Trenton when he yielded five runs on four hits and a walk in 0.2 innings...had four of his eight saves over that stretch...did not surrender a run over his final five games with Portland and had a 4.50 ERA in 21 games overall when he was moved up to Pawtucket to June 20...started the Triple-A portion of his campaign with two scoreless outings and had an 8.2-inning scoreless streak from June 8-24...combined with both clubs for a 2.13 ERA in 10 appearances in June...fanned 17 in 12.2 innings...made the second start of his professional career July 12 in the second game of a doubleheader against Buffalo (2.0 ip, 3 h, 1 r, 1 er, 2 bb, 3 so)...had a 6.17 ERA in eight games with Pawtucket when he was sent back to Portland July 22...logged a 2.81 ERA over his final 12 appearances with the Sea Dogs...did not allow an earned run over his final seven contests (9.0 ip)...posted a 1.50 ERA and .190 opponents batting average in nine games in August...struck out 17 in 12.0 innings.

**2018**—Began the season with Single-A Salem before advancing to Double-A Portland and making two appearances with Triple-A Pawtucket...posted a career-low 3.36 ERA in a career-high 43 relief appearances...named Red Sox Minor League Relief Pitcher of the Month for April...allowed just one earned run on three hits in 13.1 innings with Salem (0.68 ERA)...was promoted to Portland on May 4...earned a win on July 4 at Hartford and saves in each of his next three appearances from July 6-14...made single appearances for the PawSox on July 29 vs. Charlotte and Sept. 3 vs. Scranton/Wilkes-Barre.

**2017**—Went 6-2 with a 4.10 ERA in 24 appearances (1 start) in his first full season as a pitcher...was placed on the disabled list July 16 with a strained left oblique...spent the rest of the season on the DL with the exception of a one-game rehab assignment with the Gulf Coast League Red Sox.

**2016**—Began the season as a first baseman for Double-A Portland but transitioned to the mound...in 19 relief appearances, went 3-0 with a 3.58 ERA and a .217 opponent batting average.

**2015**—Threw out 14-of-71 (19.7%) attempted base stealers in 45 games at catcher...was on the disabled list from May 2 to June 13 with a strained left quadriceps.

**2014**—Was batting a combined .220 in 74 games with Low-A Greenville and High-A Salem when he was placed on the disabled list Aug. 6 with a strained left quadriceps...missed the remainder of the season.

**2013**—Had a .204 average in 61 games with Single-A Greenville before going on the disabled list July 26 with a left thumb strain...missed the remainder of the season.

**2012**—Batted .201 with 29 RBI in 86 games in his first full season with Single-A Greenville...added 44 walks for a .308 on-base percentage.

**2011**—Made his professional debut with the Red Sox affiliate in the Gulf Coast Rookie League and hit .182 in 14 games...added seven walks for a .308 on-base percentage.

## PERSONAL/MISCELLANEOUS

Jordan Blake Weems was originally signed by Red Sox scout Tim Hyers...batted .443 in 39 games for Columbus (GA) High School in 2011...led his team to a second consecutive Georgia High



School Association Class AAA State Championship in 2011...his father, Rick, was a minor league catcher in the St. Louis organization from 1980-82.

### LIFETIME PITCHING RECORD

| Year                       | Club        | W         | L        | ERA         | G          | GS       | CG       | SHO      | SV        | IP           | H          | R          | ER        | HR        | HB       | BB         | IBB      | SO         | WP        | BK       |
|----------------------------|-------------|-----------|----------|-------------|------------|----------|----------|----------|-----------|--------------|------------|------------|-----------|-----------|----------|------------|----------|------------|-----------|----------|
| 2016                       | GCL Red Sox | 1         | 0        | 1.06        | 8          | 0        | 0        | 0        | 0         | 17.0         | 6          | 2          | 2         | 0         | 1        | 4          | 0        | 10         | 1         | 0        |
|                            | Lowell      | 2         | 0        | 6.32        | 11         | 0        | 0        | 0        | 1         | 15.2         | 19         | 12         | 11        | 2         | 0        | 8          | 0        | 20         | 7         | 0        |
| 2017                       | Greenville  | 0         | 0        | 0.93        | 4          | 0        | 0        | 0        | 0         | 9.2          | 6          | 1          | 1         | 0         | 0        | 3          | 1        | 10         | 2         | 0        |
|                            | Salem       | 6         | 2        | 4.93        | 19         | 1        | 0        | 0        | 1         | 42.0         | 38         | 28         | 23        | 5         | 4        | 22         | 0        | 36         | 7         | 0        |
| 2018                       | GCL Red Sox | 0         | 0        | 0.00        | 1          | 0        | 0        | 0        | 0         | 1.0          | 2          | 0          | 0         | 0         | 0        | 0          | 0        | 0          | 0         | 0        |
|                            | Salem       | 0         | 0        | 0.68        | 7          | 0        | 0        | 0        | 0         | 13.1         | 3          | 1          | 1         | 0         | 0        | 8          | 0        | 17         | 1         | 0        |
| 2019                       | Portland    | 4         | 3        | 4.04        | 34         | 0        | 0        | 0        | 5         | 42.1         | 44         | 28         | 19        | 3         | 3        | 22         | 1        | 45         | 4         | 0        |
|                            | Pawtucket   | 0         | 0        | 5.40        | 2          | 0        | 0        | 0        | 0         | 3.1          | 3          | 2          | 2         | 1         | 0        | 4          | 0        | 1          | 0         | 0        |
| 2020                       | Portland    | 0         | 2        | 3.89        | 33         | 0        | 0        | 0        | 8         | 44.0         | 40         | 23         | 19        | 1         | 1        | 27         | 1        | 55         | 4         | 0        |
|                            | Pawtucket   | 0         | 1        | 6.17        | 8          | 1        | 0        | 0        | 0         | 11.2         | 14         | 9          | 8         | 1         | 0        | 6          | 0        | 14         | 3         | 0        |
| 2020                       | OAKLAND     | 0         | 0        | 3.21        | 9          | 0        | 0        | 0        | 0         | 14.0         | 10         | 5          | 5         | 1         | 0        | 7          | 0        | 18         | 2         | 0        |
| <b>Major League Totals</b> |             | <b>0</b>  | <b>0</b> | <b>3.21</b> | <b>9</b>   | <b>0</b> | <b>0</b> | <b>0</b> | <b>0</b>  | <b>14.0</b>  | <b>10</b>  | <b>5</b>   | <b>5</b>  | <b>1</b>  | <b>0</b> | <b>7</b>   | <b>0</b> | <b>18</b>  | <b>2</b>  | <b>0</b> |
| <b>Minor League Totals</b> |             | <b>13</b> | <b>8</b> | <b>3.87</b> | <b>127</b> | <b>2</b> | <b>0</b> | <b>0</b> | <b>15</b> | <b>200.0</b> | <b>175</b> | <b>106</b> | <b>86</b> | <b>13</b> | <b>9</b> | <b>104</b> | <b>3</b> | <b>208</b> | <b>29</b> | <b>0</b> |

### LIFETIME PLAYING RECORD

| Year                       | Club        | AVG.        | G          | AB          | R          | H          | 2B        | 3B       | HR       | RBI       | SH       | SF       | HP        | BB         | SO         | SB        | CS       | OBP         | SLG         | E         |
|----------------------------|-------------|-------------|------------|-------------|------------|------------|-----------|----------|----------|-----------|----------|----------|-----------|------------|------------|-----------|----------|-------------|-------------|-----------|
| 2011                       | GCL Red Sox | .182        | 14         | 44          | 4          | 8          | 2         | 0        | 0        | 8         | 0        | 0        | 1         | 7          | 16         | 0         | 0        | .308        | .227        | 4         |
| 2012                       | Greenville  | .201        | 86         | 298         | 33         | 60         | 11        | 0        | 0        | 29        | 1        | 0        | 2         | 44         | 87         | 4         | 1        | .308        | .238        | 4         |
| 2013                       | Greenville  | .204        | 61         | 201         | 15         | 41         | 8         | 0        | 0        | 13        | 0        | 0        | 3         | 25         | 60         | 2         | 1        | .301        | .244        | 3         |
| 2014                       | Greenville  | .166        | 50         | 163         | 16         | 27         | 4         | 2        | 0        | 9         | 2        | 1        | 2         | 25         | 68         | 6         | 0        | .283        | .215        | 5         |
|                            | Salem       | .329        | 24         | 82          | 13         | 27         | 4         | 0        | 1        | 6         | 1        | 0        | 2         | 9          | 24         | 2         | 0        | .409        | .415        | 3         |
| 2015                       | Salem       | .257        | 31         | 105         | 12         | 27         | 6         | 0        | 1        | 7         | 0        | 0        | 0         | 12         | 26         | 2         | 1        | .333        | .343        | 3         |
|                            | Portland    | .224        | 17         | 67          | 8          | 15         | 5         | 1        | 1        | 8         | 0        | 0        | 0         | 4          | 16         | 1         | 0        | .268        | .373        | 5         |
| 2016                       | Portland    | .119        | 22         | 67          | 4          | 8          | 1         | 0        | 0        | 1         | 0        | 1        | 0         | 11         | 24         | 0         | 0        | .241        | .134        | 3         |
| <b>Minor League Totals</b> |             | <b>.207</b> | <b>305</b> | <b>1027</b> | <b>105</b> | <b>213</b> | <b>41</b> | <b>3</b> | <b>3</b> | <b>81</b> | <b>4</b> | <b>2</b> | <b>10</b> | <b>137</b> | <b>321</b> | <b>17</b> | <b>3</b> | <b>.306</b> | <b>.262</b> | <b>30</b> |

### CAREER TRANSACTIONS

**2011** — Selected by the Boston Red Sox organization in the 3rd round of the First-Year Player Draft. **2019** — Elected free agency, November 4; signed by the Oakland Athletics to a minor league contract, December 10. **2020** — On the injured list, August 1 to 13.

### DIVISION SERIES RECORD

| Year | Club        | W | L | ERA | G | GS | CG | SHO | SV | IP  | H | R | ER | HR | HB | BB | IBB | SO | WP | BK |
|------|-------------|---|---|-----|---|----|----|-----|----|-----|---|---|----|----|----|----|-----|----|----|----|
| 2020 | OAK vs. HOU | 0 | 0 | INF | 1 | 0  | 0  | 0   | 0  | 0.0 | 2 | 2 | 2  | 0  | 0  | 1  | 0   | 0  | 0  | 0  |

### WEEMS' CAREER BESTS

**Low Hit Complete Game:** None  
**Innings Pitched:** 3.0 (twice), last: September 12, 2020 at Texas  
**Strikeouts:** 5, September 12, 2020 at Texas  
**Pitches:** 38, September 12, 2020 at Texas  
**Longest Winning Streak:** None  
**Longest Losing Streak:** None  
**Longest Scoreless Streak:** 10.0, July 28 to September 18, 2020

**RIGHT-HANDED PITCHER****Height/Weight:** 6-1 / 242**Bats/Throws:** Right / Right**Birthdate:** March 24, 1993**Opening Day Age:** 28**Birthplace/Resides:** Savannah, Georgia / Portal, Georgia**Major League Service:** 2 years, 28 days**Obtained:** Acquired from the Chicago White Sox with Zack Erwin for Brett Lawrie, December 9, 2015**Contract Status:** First year of a one-year contract through 2021[@JbWendelken](#)[jb\\_wendelken](#)[Updated Stats](#)**CAREER HIGHLIGHTS**

Is 4-2 with a 3.41 ERA in 69 relief appearances over four seasons in the majors with the A's (2016, 18-20)...was originally drafted by Boston in the 13th round of the 2012 First-Year Player Draft and was traded to Chicago July 30, 2013 as part of the Jake Peavy trade...was dealt to Oakland following the 2015 season as part of the Brett Lawrie trade...missed the entire 2017 season after undergoing "Tommy John" surgery...is 25-23 with 33 saves and a 4.11 ERA (200 er in 438.1 ip) in 217 games, including 29 starts, in seven seasons in the minors...pitched exclusively in relief in each of his first two seasons, made 27 of his starts in 2014 with Single-A Winston-Salem, and returned to the bullpen in 2015.

**2020 HIGHLIGHTS**

With the exception of a four-day stint on the injured list at the end of the season, he spent the entire year with the A's...was 1-1 with a 1.80 ERA and .183 opponents batting average in 21 relief appearances...issued a career-high 11 walks for a .267 on-base percentage...struck out 31 batters in 25.0 innings (11.16 per nine innings) and tied for sixth among relievers in the West divisions in strikeouts...his ERA ranked seventh...tied for 10th among all Major League relievers in opponents grounded into double plays (4)...first batters faced were 1-for-19 with no extra base hits and two walks...had the fourth lowest opponents slugging percentage against first batters in the majors (.053), the fifth lowest OPS (.195), tied for the fifth lowest batting average (.053) and tied for the sixth lowest on-base percentage (.143)...now has a .156 career average against first batters with five walks in 69 games (.217 on-base percentage)...allowed 8-of-25 (32.0%) inherited runners to score...the inherited runners were the most in the majors and the runners scored tied for third most...has allowed 19-of-50 (38.0%) inherited runners to score in his career...his opponents batting average broke down to .175 (10-for-57) against right-handed hitters compared to .194 (7-for-36) against left-handers...yielded three of his five extra base hits and issued seven of his 11 walks to lefties for a .659 OPS (.471) against righties...opponents were 0-for-14 with no walks and six strikeouts when leading off an inning...allowed a .200 average with runners in scoring position, but opponents were 1-for-18 (.056) with RISP and two outs...had a .111 opponents average overall with no outs, .294 with all five of his extra base hits with one out and .125 with two outs...now has a .164 career average with two outs...did not allow a hit to the opponents number five hitter for the second consecutive season (0-for-13)...the five hitter was 0-for-12 last year and is 2-for-36 (.056) against him in his career...compiled a 1.26 ERA at home, 2.53 on the road...did not allow an earned run after the sixth inning (12.1 ip)...committed two errors in three total chances and tied for third in the majors among pitchers in most errors...had five outings of two or more innings and seven of fewer than one inning...did not allow an earned run in 19 of his 21 appearances.

**OAKLAND:** Was on the A's Opening Day roster and did not allow a run over his first four games (3.0 ip)...struck out a season-high three batters July 28 against Colorado, his first of four games with three strikeouts...tossed a season-high 3.0 innings and allowed a season-high two hits Aug. 7 against Houston...allowed his first run of the season that night against the Astros in the 13th inning when the runner that started the inning on second scored...it was the first run he allowed since May 4, 2019 and it snapped his scoreless streak at a career-high tying 17.2 innings (also July 24, 2018 to March 30, 2019)...then yielded a season-high three runs and issued a season-

high two walks in 0.2 innings in his next outing Aug. 10 at Los Angeles (AL)...had an 11.0-inning scoreless streak from Aug. 14 to Sept. 8...the streak ended when he allowed an unearned run in the seventh inning of the second game of the Sept. 8 doubleheader against Houston...has three career scoreless streaks of 10 or more innings and all have ended on an unearned run...logged a season-high 33 pitches in the game against the Astros (also Sept. 22 at Los Angeles-NL)...had his streak of 15.1 consecutive innings without allowing an earned run end on Sept. 20 against San Francisco when he allowed a grand slam to Crawford in the sixth inning...opponents were just 8-for-54 (.148) during the streak...was placed on the injured list Sept. 24 and finished September with a 1.54 ERA and .125 opponents batting average in nine appearances...was reinstated for the postseason and compiled a 3.86 ERA in four appearances...did not allow a run in two ALWCS outings against Chicago (3.2 ip, 1 h, 3 so)...allowed six runs, two earned, in 1.0 inning in two ALDS games against Houston...was charged with four unearned runs in 0.2 innings in Game 1 for the blown save and loss.

## CAREER

**2019**—Was 3-1 with a 3.58 ERA and .178 opponents batting average in 27 relief appearances over four stints with Oakland...the 27 games were a career high as he had just 21 appearances over his previous two seasons in the majors...struck out 34 batters in 32.2 innings (9.37 per nine innings) and surrendered just two home runs (0.55 per nine innings)...was on the A's Opening Day roster and posted a 5.57 ERA and .243 opponents batting average in 18 relief appearances before he was optioned to Las Vegas May 12...did not allow a run in nine games over his final three stints (11.2 innings) and opponents went 1-for-35 (.029) with no extra base hits, three walks and a hit by pitch (.128 on-base percentage)...his opponents batting average broke down to .160 against left-handed hitters compared to .191 against right-handers...yielded a .188 average with runners in scoring position but that jumped to .278 with RISP and two outs...first batters faced were 3-for-25 (.120) with two walks (.185 on-base percentage)...allowed 2-of-14 (14.3%) inherited runners to score after allowing 9-of-11 (81.8%) to score over his first two years...opponents hit .237 with no outs, .150 with one or two out...had a 0.84 ERA in eight games on one day of rest, a 4.91 ERA in his other 19 appearances...had a 1.72 ERA at home, 5.29 on the road...logged a 4.80 ERA during the day, 2.55 at night...had a 1.69 ERA in 11 games against American League West competition...did not allow a hit to the opponent's number five hitter (0-for-12)...tossed at least one inning in 21 of his 27 appearances...was on his first career Opening Day roster and tossed 2.0 perfect innings of relief on Opening Day against Seattle at Tokyo on March 20...did not allow a run in the seventh inning of his second outing on March 30 against Los Angeles (AL), extending his scoreless streak to a career-high 17.2 innings dating back to July 24, 2018...tossed a career-high 3.1 scoreless innings and struck out a career-high four batters April 7 at Houston...had a 1.59 ERA over his first seven games through April 10...did not allow a run in nine games over his final three stints (11.2 ip), giving him a season-ending 12.2 inning scoreless streak...opponents went 1-for-35 (.029) with three walks and a hit by pitch over his final three stints and he had a streak of 10.0 consecutive hitless innings from May 19 to Sept. 18...was recalled for his second stint on June 21 and did not allow a run in two games (2.2 innings) before he was sent back to Las Vegas June 26...recorded his first Major League win June 25 at St. Louis when he tossed 0.2 scoreless innings...relieved Bassitt with one out in the fourth inning and the A's trailing 3-1...stranded two inherited runners and was credited with the win after Oakland scored six times in the top of the fifth...was brought back July 6 and matched his career-high with four strikeouts in 2.0 perfect innings of relief at Seattle that day...that was his only outing before he was sent back to Las Vegas following the game on July 14...joined the A's for the fourth time on Sept. 6 and had five scoreless outings in September (6.0 ip, 1 h, 2 bb, 4 so)...was on the A's roster for the Wild Card game for the second consecutive season but did not pitch for the second consecutive year...was 6-3 with three saves and a minor league career-high 5.59 ERA in 30 games, including one start, with Triple-A Las Vegas...struck out 43 batters in 38.2 innings (10.01 per nine innings)...had a .297 opponents batting average, which broke down to .283 against right-handed hitters compared to .322 against left-handers...yielded a .351 average with runners in scoring position...five of the eight home runs he allowed were solo shots...was 4-1 with a 4.58 ERA in 14 games at home, 2-2 with a 6.63 ERA in 16 outings on the road...had a 4.34 ERA in 22 night games, a 9.31 ERA in eight appearances during the day...tossed at least one inning in 27 of his 30 appearances and did not walk a batter 19 times...made his first appearance with the Aviators May 14 against Tacoma...then made his lone start of the season in his next outing in the second game of a May

19 doubleheader at Salt Lake...allowed a season-high five runs on a season-high four hits in a season-low 0.1 innings and took the loss...struck out a season-high six batters in a season-high 3.0 innings June 5 against Round Rock...had a 6.38 ERA in 14 games overall when he returned to Oakland on June 21...did not surrender a run in two appearances during his second stint from June 26 to July 5 (2.0 ip)...posted a 5.40 ERA during his final stint that ran from July 15 through the end of the season...was credited with his first of three saves July 23 against El Paso (also Aug. 10 at Omaha and Aug. 23 at Tacoma)...made one postseason appearance in Game 1 of the Pacific Coast League Semifinals at Sacramento on Sept. 4 and retired the side in order in the ninth inning of the Aviators 9-3 win (1.0 ip, 1 so).

**2018**—Began his comeback from UCL reconstruction surgery on his right elbow at Double-A Midland, was promoted to Triple-A Nashville May 10 and eventually compiled a 0.54 ERA and .140 opponents batting average in 13 relief appearances over two stints with Oakland...his ERA was the lowest in the majors among pitchers with 10 or more innings...however, allowed 4-of-5 (80.0%) inherited runners to score...first batters faced were 3-for-12 (.250) with a walk (.308 on-percentage), double and home run (.583 slugging percentage)...his opponents batting average included a mark of .080 against left-handed hitters compared to .188 against right-handers...opponents were 2-for-14 (.143) with runners in scoring position...did not allow a run in 11 games and 14.1 innings on one day of rest or more...did not allow a run in six games and 7.1 innings at home...did not allow a hit to the opponent's number four (0-for-7), five (0-for-4), eight (0-for-8) or nine (0-for-5) hitters in the order...did not allow a run in 12 of his 13 appearances...tossed at least one inning 11 times...was selected from Nashville July 14 and tossed 0.2 scoreless innings July 20 against San Francisco for his first outing in the majors since Sept. 15, 2016 at Kansas City...allowed his only run July 24 at Texas...finished the season with a 14.2-inning scoreless streak...had a 1.59 ERA and .190 opponents batting average in five outings when he was optioned back to Nashville Aug. 7...returned to Oakland Aug. 30 and did not allow a run in eight games over his final stint (11.0 ip, 4 h, 1 bb, 7 so, .111 opponents batting average)...was on the A's roster for the Wild Card game but did not pitch...started the season at Midland and was 0-1 with three saves and a 3.38 ERA in 11 relief appearances with the RockHounds when he was promoted to Nashville May 10...was 1-1 with three saves and a 2.80 ERA in 22 games, including one start, with the Sounds...combined for a 1-2 record, six saves and a 2.96 ERA in 33 games overall in the minors...struck out 75 batters in 48.2 innings, an average of 13.87 per nine innings...walked 20 for a strikeout-to-walk ratio of 3.75...tied for seventh in the A's farm system in saves...allowed a .222 opponents batting average, including .197 against left-handed hitters and .196 with runners in scoring position...converted each of his six save opportunities but allowed 6-of-8 (75.0%) inherited runners to score...tossed at least one inning in 31 of his 33 appearances, including two or more 12 times...earned all three of his saves at Midland over his first four appearances...was promoted to Nashville May 10...had a season-high 12.2-inning scoreless streak from May 18 to June 8...tossed a season-high 3.0 innings in back-to-back outings on June 3 at Round Rock and June 8 against Tacoma...made his lone start of the season in the latter contest and struck out a season-high seven...had a 2.50 ERA over his first nine games through June 13...recorded all three of his saves over a four-game stretch from June 27 to July 12...had a 3.49 ERA in 17 games with the Sounds when he was promoted to Oakland July 14...was optioned back to Nashville Aug. 6 but did not pitch before going on the disabled list Aug. 8 with a ruptured ear drum...was reinstated from the DL Aug. 16 and did not allow a run in five games (7.0 ip) before returning to Oakland Aug. 30.

**2017**—Spent the entire season on the Nashville disabled list after undergoing right ulnar collateral ligament surgery.

**2016**—Spent most of the season at Triple-A Nashville where he went 1-4 with five saves and a 4.11 ERA in 39 relief appearances...also compiled a 9.95 ERA in eight relief appearances over four stints with Oakland in his Major League debut...allowed a .327 opponents batting average and used nine walks in 12.2 innings...first batters faced were 3-for-8 (.375) and he allowed 5-of-6 (83.3%) inherited runners to score...was recalled for the first time May 8 and made his Major League debut that day at Baltimore, allowing four runs on four hits in 1.1 innings (1 bb, 2 so)...struck out Matt Wieters with one out in the seventh for his first strikeout...was optioned back to Nashville following the game on May 9...did not pitch during his second stint that lasted one

day (June 3) and had just one outing during his third stint from July 26 to Aug. 1...returned for good Aug. 24...struck out 65 batters in 46.0 innings with Nashville, an average of 12.52 per nine innings...allowed a .259 opponents batting average...stranded all eight of his inherited runners... posted a 0.90 ERA in nine games in April and had a 3.27 ERA at the time of his first promotion to Oakland on May 8...logged a 1.93 ERA and .171 opponents batting average in six appearances in August...finished the Triple-A portion of his campaign with a five-game, 8.1-inning scoreless streak.

**2015**—Began the season at Double-A Birmingham and was promoted to Triple-A Charlotte July 25...combined for a 3.20 ERA and .221 opponents batting average in 39 appearances overall...struck out 69 batters in 59.0 innings (10.53 per nine innings) and walked just 16 for a strikeout-to-walk ratio of 4.31...yielded a .175 average with runners in scoring position...allowed 2-of-14 (14.3%) inherited runners to score...converted 5-of-7 (71.4%) save opportunities, all with the Barons...tossed at least one inning in 37 of his 39 appearances, including two or more 15 times... tossed a season-high 3.0 scoreless innings and retired all nine batters he faced May 21 at Biloxi... compiled a 0.90 ERA in eight games in June...did not allow a run in nine of his last 10 games with the Barons (1.88 ERA)...was transferred to Charlotte July 25...did not allow a run in four his last five appearances (1.23 ERA)...played in the Arizona Fall League following the season and was 0-1 with a 30.47 ERA in four relief appearances for Glendale.

**2014**—Spent the entire season in the starting rotation at Single-A Winston-Salem and went 7-10 with a 5.25 ERA and .304 opponents batting average in 27 starts...ranked third in the Carolina League in strikeouts (129) and games started and fourth in innings pitched (145.2)...led the league with 105 runs, which tied for fifth most in all of minor league baseball...issued just 33 walks and his average of 2.04 walks per nine innings was third lowest among CL starting pitchers...walked two batters or fewer in 25 of his 27 starts...struck out 10 batters in 6.0 innings May 9 at Frederick...tossed a seven-inning complete game June 10 against Wilmington, a three-hitter in an 8-2 Dash win (1 bb, 3 so)...was on the disabled list from July 9 to 18 with a strained muscle in his back...struck out a season-high 13 batters and tossed 7.0 scoreless innings to defeat Frederick July 30...was named Carolina League Pitcher of the Week on Aug. 4 for his efforts.

**2013**—Began the season at Single-A Greenville in the Boston Red Sox organization and was dealt to the Chicago White Sox organization July 30 as part of the Jake Peavy trade...pitched for Single-A Kannapolis and Single-A Winston-Salem and combined for a 2-2 record, 12 saves, a 3.42 ERA and .257 opponents batting average in 36 appearances overall, all in relief...converted 12-of-13 (92.3%) save opportunities...had a 1.80 ERA in six games in June and a 1.80 ERA in seven games in July.

**2012**—Made his professional debut with the Red Sox affiliate in the Gulf Coast League and went 2-0 with two saves, a 1.27 ERA and .147 opponents batting average in 13 relief appearances...had a strikeout-to-walk ratio of 9.33 and did not surrender a home run in 21.1 innings...tossed 2.0 scoreless innings July 13 against the Orioles for his first win...added 2.0 scoreless frames in his next outing July 16 against the Rays for his first save...made one postseason appearance and did not allow a run in 1.2 innings (2 h, 1 bb, 1 so).

## PERSONAL/MISCELLANEOUS

Jeffrey Benjamin Wendelken...is married, Hailee...attended Middle Georgia State College...was named the 2012 GCAA Player of the Year.

### ATHLETICS MOST ALL-STAR GAME SELECTIONS

|   |                  |
|---|------------------|
| 9 | Mark McGwire     |
| 6 | Jim Hunter       |
| 6 | Reggie Jackson   |
| 6 | Rickey Henderson |
| 5 | Bert Campaneris  |
| 5 | Bob Johnson      |
| 5 | Jose Canseco     |

## LIFETIME PITCHING RECORD

| Year                       | Club          | W                         | L         | ERA         | G          | GS        | CG       | SHO      | SV        | IP           | H          | R          | ER         | HR        | HB        | BB         | IBB      | SO         | WP        | BK       |
|----------------------------|---------------|---------------------------|-----------|-------------|------------|-----------|----------|----------|-----------|--------------|------------|------------|------------|-----------|-----------|------------|----------|------------|-----------|----------|
| 2012                       | GCL Red Sox   | 2                         | 0         | 1.27        | 13         | 0         | 0        | 0        | 2         | 21.1         | 11         | 3          | 3          | 0         | 0         | 3          | 0        | 28         | 0         | 1        |
| 2013                       | Greenville    | 2                         | 0         | 2.77        | 27         | 0         | 0        | 0        | 10        | 65.0         | 59         | 20         | 20         | 4         | 3         | 20         | 0        | 54         | 6         | 2        |
|                            | Kannapolis    | 0                         | 1         | 9.64        | 3          | 0         | 0        | 0        | 2         | 4.2          | 8          | 5          | 5          | 0         | 0         | 1          | 0        | 8          | 1         | 0        |
|                            | Winston-Salem | 0                         | 1         | 4.82        | 6          | 0         | 0        | 0        | 0         | 9.1          | 12         | 6          | 5          | 1         | 0         | 7          | 0        | 16         | 3         | 0        |
| 2014                       | Winston-Salem | 7                         | 10        | 5.25        | 27         | 27        | 1        | 0        | 0         | 145.2        | 181        | 105        | 85         | 15        | 5         | 33         | 0        | 129        | 4         | 0        |
| 2015                       | Birmingham    | 6                         | 2         | 2.72        | 27         | 0         | 0        | 0        | 5         | 43.0         | 36         | 14         | 13         | 4         | 0         | 11         | 0        | 56         | 0         | 0        |
|                            | Charlotte     | 0                         | 0         | 4.50        | 12         | 0         | 0        | 0        | 0         | 16.0         | 14         | 11         | 8          | 2         | 0         | 5          | 0        | 13         | 0         | 0        |
| 2016                       | Nashville     | 1                         | 4         | 4.11        | 39         | 0         | 0        | 0        | 5         | 46.0         | 48         | 25         | 21         | 5         | 4         | 26         | 2        | 65         | 5         | 0        |
|                            | OAKLAND       | 0                         | 0         | 9.95        | 8          | 0         | 0        | 0        | 0         | 12.2         | 18         | 15         | 14         | 3         | 0         | 9          | 0        | 12         | 2         | 0        |
| 2017                       | Nashville     | (Injured — did not pitch) |           |             |            |           |          |          |           |              |            |            |            |           |           |            |          |            |           |          |
| 2018                       | Midland       | 0                         | 1         | 3.38        | 11         | 0         | 0        | 0        | 3         | 13.1         | 11         | 6          | 5          | 3         | 0         | 10         | 1        | 23         | 0         | 0        |
|                            | Nashville     | 1                         | 1         | 2.80        | 22         | 1         | 0        | 0        | 3         | 35.1         | 29         | 11         | 11         | 2         | 0         | 10         | 0        | 52         | 1         | 0        |
|                            | OAKLAND       | 0                         | 0         | 0.54        | 13         | 0         | 0        | 0        | 0         | 16.2         | 8          | 1          | 1          | 1         | 1         | 0          | 5        | 0          | 14        | 1        |
| 2019                       | OAKLAND       | 3                         | 1         | 3.58        | 27         | 0         | 0        | 0        | 0         | 32.2         | 21         | 14         | 13         | 2         | 2         | 9          | 2        | 34         | 2         | 0        |
|                            | Las Vegas     | 6                         | 3         | 5.59        | 30         | 1         | 0        | 0        | 3         | 38.2         | 47         | 26         | 24         | 8         | 2         | 19         | 1        | 43         | 3         | 0        |
| 2020                       | OAKLAND       | 1                         | 1         | 1.80        | 21         | 0         | 0        | 0        | 0         | 25.0         | 17         | 8          | 5          | 2         | 0         | 11         | 0        | 31         | 2         | 0        |
| <b>Major League Totals</b> |               | <b>4</b>                  | <b>2</b>  | <b>3.41</b> | <b>69</b>  | <b>0</b>  | <b>0</b> | <b>0</b> | <b>0</b>  | <b>87.0</b>  | <b>64</b>  | <b>38</b>  | <b>33</b>  | <b>8</b>  | <b>2</b>  | <b>34</b>  | <b>2</b> | <b>91</b>  | <b>7</b>  | <b>0</b> |
| <b>Minor League Totals</b> |               | <b>25</b>                 | <b>23</b> | <b>4.11</b> | <b>217</b> | <b>29</b> | <b>1</b> | <b>0</b> | <b>33</b> | <b>438.1</b> | <b>456</b> | <b>232</b> | <b>200</b> | <b>44</b> | <b>14</b> | <b>145</b> | <b>4</b> | <b>487</b> | <b>23</b> | <b>3</b> |

## CAREER TRANSACTIONS

**2012** — Selected by the Boston Red Sox organization in the 13th round of the First-Year Player Draft. **2013** — Traded to the Chicago White Sox with outfielder Avisáil García, minor league pitcher Frankie Montas and minor league infielder Cleuluis Rondon for pitcher Jake Peavy, July 30. **2015** — Traded to the Oakland Athletics with minor league pitcher Zack Erwin for infielder Brett Lawrie, December 9. **2020** — On the injured list, September 24 to 27.

## WILD CARD RECORD

| Year | Club/Opp.   | W                           | L | ERA  | G | GS | CG | SHO | SV | IP  | H | R | ER | HR | HB | BB | IBB | SO | WP | BK |
|------|-------------|-----------------------------|---|------|---|----|----|-----|----|-----|---|---|----|----|----|----|-----|----|----|----|
| 2018 | OAK vs. NYY | (On roster — did not pitch) |   |      |   |    |    |     |    |     |   |   |    |    |    |    |     |    |    |    |
| 2019 | OAK vs. TB  | (On roster — did not pitch) |   |      |   |    |    |     |    |     |   |   |    |    |    |    |     |    |    |    |
| 2020 | OAK vs. CWS | 0                           | 0 | 0.00 | 2 | 0  | 0  | 0   | 0  | 3.2 | 1 | 0 | 0  | 0  | 0  | 0  | 0   | 3  | 0  | 0  |

## DIVISION SERIES RECORD

| Year | Club/Opp.   | W | L | ERA   | G | GS | CG | SHO | SV | IP  | H | R | ER | HR | HB | BB | IBB | SO | WP | BK |
|------|-------------|---|---|-------|---|----|----|-----|----|-----|---|---|----|----|----|----|-----|----|----|----|
| 2020 | OAK vs. HOU | 0 | 1 | 18.00 | 2 | 0  | 0  | 0   | 0  | 1.0 | 4 | 6 | 2  | 1  | 0  | 1  | 0   | 1  | 0  | 0  |

## WENDELKEN'S CAREER BESTS

**Low Hit Complete Game:** None  
**Innings Pitched:** 3.1, April 7, 2019 at Houston  
**Strikeouts:** 4 (twice), last: July 6, 2019 at Seattle  
**Pitches:** 53, September 2, 2016 vs. Boston  
**Longest Winning Streak:** 4, June 25, 2019 to August 7, 2020  
**Longest Losing Streak:** 1 (twice), last: September 8, 2020 to present  
**Longest Scoreless Streak:** 17.2 (twice), last: May 9, 2019 to August 7, 2020

**INFIELDER****Height/Weight:** 5-11 / 219**Bats/Throws:** Right / Right**Birthdate:** July 29, 1990**Opening Day Age:** 30**Birthplace/Resides:** Bartlett, Tennessee / Arlington, Tennessee**Major League Service:** None**Obtained:** Signed to a minor league contract, November 10, 2020**Contract Status:** First year of a one-year contract through 2021 [Updated Stats](#)**NON-ROSTER INVITEE****CAREER HIGHLIGHTS**

Was originally selected by St. Louis in the 10th round of the 2012 First-Year Player Draft and spent five seasons in the Cardinals farm system before he was selected by Washington in the Triple-A portion of the 2017 Rule 5 draft...played three seasons in the minors with the Nationals and is a .257 hitter with 100 home runs and 441 RBI in 753 games overall in eight seasons in the minors... has played in 364 games at third base, 254 at second base, 37 at first base, 18 at shortstop, 12 in right field and nine in left field...also played for the Lotte Giants in Korea in 2019.

**2020 HIGHLIGHTS**

Was a non-roster invitee with Washington and hit .462 with five walks (.611 on-base percentage) in 11 games...was not added to the Nationals 60-man player pool and did not play in 2020.

**CAREER**

**2019**—Had minor league bests in batting (.310), on-base percentage (.404), slugging percentage (.609) and OPS (1.013) in 55 games for Triple-A Fresno...was named Pacific Coast League Player of the Week May 12...hit his 100th career minor league home run in the second game of a May 27 doubleheader against El Paso...was released on June 10 and signed with the Lotte Giants of the Korean Baseball Organization on June 12...batted .251 with nine home runs and 37 RBI in 68 games in Korea...played in the Arizona Fall League for Salt River (2013) and Peoria (2014).

**2018**—Hit .278 with 28 doubles, one triple, seven home runs, 55 RBI, 41 walks and 48 runs scored in 108 games between three levels of Washington's system...spent most of the year at Triple-A Syracuse and was named the International League Midseason All-Star Team.

**2017**—Matched a career-high with 129 games played at Double-A Springfield...batted .248 with 17 home runs and 66 RBI.

**2016**—Hit .223 with 17 doubles, 14 home runs, 47 RBI, 32 walks and 43 runs scored in 97 games between Triple-A Memphis and Double-A Springfield.

**2015**—Matched a career-high with 18 home runs with Double-A Springfield and Triple-A Memphis...was named a Cardinals Organization All-Star by MiLB.com.

**2014**—Recorded 25 doubles in just 66 games between Single-A Palm Beach and Double-A Springfield...named Texas League Player of the Week on June 2...batted .289 with 13 RBI in 24 games for Peoria in the Arizona Fall League.

**2013**—Clubbed a career-high 18 home runs with Single-A Peoria and Single-A Palm Beach in his second professional season...named to the Midwest League Midseason All-Star team...hit .304 with a home run and 13 RBI in 13 games for Salt River in the Arizona Fall League.

**2012**—Hit .275 with seven doubles, one triple, six homers and 25 RBI in 46 games in his professional debut with Batavia...was named New York-Penn League Player of the Week on Aug. 20.





## HOW THE A'S WERE BUILT

|                |  |
|----------------|--|
| June 4, 2012   | Matt Olson selected as a compensation pick following the 1st round of the First-Year Player Draft  |
| July 3, 2012   | Luis Barrera signed as a non-drafted free agent  |
| June 6, 2013   | Chad Pinder selected in the Competitive Balance Round B of the First-Year Player Draft   |
| June 8, 2013   | Lou Trivino selected in the 11th round of the First-Year Player Draft  |
| June 5, 2014   | Matt Chapman selected in the 1st round of the First-Year Player Draft  |
| Dec. 9, 2014   | Chris Bassitt acquired with Josh Phegley, Rangel Ravelo and Marcus Semien from Chicago (AL) for Jeff Samardzija and Michael Ynoa               |
| Dec. 11, 2014  | Mark Canha acquired from Colorado for Austin House and cash considerations   |
| March 24, 2015 | Wandisson Charles signed as a non-drafted free agent   |
| June 9, 2015   | Skye Bolt selected in the 4th round of the First-Year Player Draft   |
| June 10, 2015  | Seth Brown selected in the 19th round of the First-Year Player Draft   |
| July 28, 2015  | Sean Manaea acquired from Kansas City with Aaron Brooks for Ben Zobrist and cash considerations  |
| Dec. 9, 2015   | J.B. Wendelken acquired from the Chicago White Sox with Zack Erwin for Brett Lawrie  |
| June 9, 2016   | A.J. Puk selected in the 1st round of the First-Year Player Draft  |
| June 9, 2016   | Daulton Jefferies selected in Competitive Balance Round A of the First-Year Player Draft   |
| June 10, 2016  | Sean Murphy selected in the 3rd round of the First-Year Player Draft   |
| Aug. 1, 2016   | Grant Holmes and Frankie Montas acquired with Jharel Cotton from Los Angeles (NL) for Rich Hill and Josh Reddick                               |
| Feb. 1, 2017   | Miguel Romero signed as a non-drafted free agent   |
| June 12, 2017  | Greg Deichmann selected in the 2nd round of the First-Year Player Draft  |
| July 16, 2017  | Jesus Luzardo acquired from Washington with Sheldon Neuse and Blake Treinen for Sean Doolittle and Ryan Madson                                 |
| July 31, 2017  | James Kaprielian acquired from New York (AL) with Dustin Fowler and Jorge Mateo for Sonny Gray and \$1.5 million international bonus slot cash |
| Dec. 7, 2017   | Yusmeiro Petit signed as a free agent  |
| Nov. 20, 2017  | Ramon Laureano acquired from Houston for Brandon Bailey  |
| Dec. 14, 2017  | Stephen Piscotty acquired from St. Louis for Yairo Muñoz and Max Schrock   |
| Aug. 6, 2018   | Mike Fiers acquired from Detroit for Nolan Blackwood and Logan Shore   |
| July 27, 2019  | Jake Diekman acquired from Kansas City for minor league pitcher Ismael Aquino and minor league outfielder Dairon Blanco                        |
| Dec. 2, 2019   | Austin Allen and a player to be named later (minor leaguer Buddy Reed on Dec. 12) acquired from San Diego for Jurickson Profar                 |
| Dec. 10, 2019  | Jordan Weems signed to a minor league contract   |
| Dec. 12, 2019  | Vimala Machin acquired from the Philadelphia Phillies in exchange for cash considerations  |
| Jan 13, 2020   | Tony Kemp acquired from the Chicago Cubs for minor leaguer Alfonso Rivas   |
| Feb. 15, 2020  | Burch Smith acquired from the San Francisco Giants for cash considerations   |
| Dec. 10, 2020  | Ka'ai Tom selected from Cleveland in the 1st round of the Rule 5 Draft   |
| Dec. 10, 2020  | Dany Jiménez selected from Toronto in the 2nd round of the Rule 5 Draft  |
| Jan. 14, 2021  | Nik Turley acquired from the Pittsburgh Pirates for cash considerations  |
| Jan. 30, 2021  | Cole Irvin acquired from the Philadelphia Phillies for cash considerations   |
| Feb. 6, 2021   | Elvis Andrus and Aramis Garcia acquired Texas with cash for Khris Davis, Jonah Heim and Dane Acker   |
| Feb. 12, 2021  | Adam Kolarek acquired the Los Angeles Dodgers with Cody Thomas for Sheldon Neuse and Gus Varland   |
| Feb. 18, 2021  | Sergio Romo signed as a free agent   |
| Feb. 22, 2021  | Trevor Rosenthal signed as a free agent  |
| Feb. 23, 2021  | Mitch Moreland signed as a free agent  |











**Chris Bassitt** posted a 2.29 ERA in 11 starts in 2020 and had the sixth lowest ERA in the majors.



SEASON IN REVIEW



## SEASON IN REVIEW

**2020 RECAP:** The A's finished the season with a 36-24 record for a .600 winning percentage...that tied for the second best record in the American League, tied for fourth best in the majors and tied for eighth best in Oakland history...it was the A's best since the 2002 club finished 103-59 (.636)...won 97 games in each of the previous two seasons for a .599 winning percentage...this marks just the second time in Oakland history (1988-90) and fourth time in Athletics history (1909-11, 1928-32) the A's finished with a .599 winning percentage or better in at least three straight seasons...won their 17th AL West title, their first since 2013...only the Braves (20), Yankees (19) and Dodgers (19) have won more division championships...finished seven games ahead of second place Houston, which was the A's largest margin since 1990 when they won the West by nine games...held at least a share of first place for 64 of 66 days and had sole possession of first for each of the final 56 days...spent 97.0% of the season with at least a share of first, which was the second highest percentage in a season in Oakland history...the 1988 A's spent 174 of 179 days (97.2%) either first or tied for first...in 2020, the A's spent 56 days alone in first, eight days tied for first, one day tied for second and one day in third...the 60 games played are the fewest in Athletics history...the previous low was 109 in the strike-shortened 1981 season...it was the fifth time in Oakland history the A's played fewer than 161 games in a season...in addition to 1981, the A's played 114 games in 1994, 144 in 1995 and 155 in 1972 (also strike seasons)...are 230-154 (.599) over the last three seasons, which is the fourth best record in the majors...the A's began the season by winning three of four from Los Angeles (AL) but then had a season-high three-game losing streak to fall to 3-4 at the conclusion of play on July 31...that was the A's only day under .500 and they were in third place in the AL West, one game behind first place Houston...then won each of the first nine games in August, which was the second longest winning streak in the majors in 2020...it tied for the ninth longest winning streak in Oakland history...defeated Seattle 11-1 on Aug. 3 to move into sole possession of first place in West and remained there for the rest of the season...capped the winning streak by sweeping a three-game series from Houston Aug. 7-9 to increase their lead in the West to five games...swept a three-game series at San Francisco Aug. 14-16 to improve to 16-6...then went 6-6 over the next 12 games before a positive Covid-19 test halted the A's season after being swept in a doubleheader at Houston Aug. 29...did not play for the next five days and had four games postponed before play resumed on Sept. 4...were 22-12 at the resumption of play and had a two-game lead in the West...went 14-12 over the final 26 games, but the Astros went 8-16 over that span...lost two of three to San Diego Sept. 4-6 but Houston was swept in a four-game series at Los Angeles (AL) that weekend and the A's increased their lead to 3½ games...then won four of five from the Astros in a five-game series in Oakland from Sept. 7-10 to take a 6½-game lead...a win on Sept. 11 at Texas increased the A's lead to a season-high seven games...went 8-9 the rest of the way...clinched a postseason berth in game 51 on Sept. 18 with a 6-0 win over San Francisco and clinched the West on their day off on Sept. 21 following game 53...it was the second time in Oakland history the A's clinched the division on an off-day (1992)...it marked the first time the A's clinched the West with at least seven games remaining since 1990 when they did it with eight games left in the season.

### OAKLAND A'S BEST RECORDS

|             |                |             |
|-------------|----------------|-------------|
| .642        | (104-58)       | 1988        |
| .636        | (103-59)       | 2002        |
| .636        | (103-59)       | 1990        |
| .630        | (102-60)       | 2001        |
| .627        | (101-60)       | 1971        |
| .611        | (99-63)        | 1989        |
| .605        | (98-64)        | 1975        |
| <b>.600</b> | <b>(36-24)</b> | <b>2020</b> |
| .600        | (93-62)        | 1972        |
| .599        | (97-65)        | 2019        |
| .599        | (97-65)        | 2018        |

### MAJOR LEAGUE BASEBALL BEST RECORDS

#### LAST THREE YEARS (2018-20)

|                  |                       |
|------------------|-----------------------|
| Los Angeles (NL) | 241-144 (.626)        |
| Houston          | 239-145 (.622)        |
| New York (AL)    | 236-148 (.615)        |
| <b>Oakland</b>   | <b>230-154 (.599)</b> |
| Tampa Bay        | 226-158 (.589)        |

#### LAST NINE YEARS (2012-20)

|                  |                       |
|------------------|-----------------------|
| Los Angeles (NL) | 800-557 (.590)        |
| New York (AL)    | 762-594 (.562)        |
| Washington       | 756-600 (.558)        |
| St. Louis        | 753-601 (.556)        |
| Cleveland        | 741-613 (.547)        |
| <b>Oakland</b>   | <b>720-636 (.531)</b> |

#### LAST 21 YEARS (2000-20)

|                  |                         |
|------------------|-------------------------|
| New York (AL)    | 1919-1377 (.582)        |
| St. Louis        | 1842-1455 (.559)        |
| Los Angeles (NL) | 1824-1476 (.553)        |
| Boston           | 1816-1483 (.550)        |
| Atlanta          | 1770-1527 (.537)        |
| <b>Oakland</b>   | <b>1765-1533 (.535)</b> |

**A's IN POSTSEASON:** The A's returned to the postseason for the third consecutive season, sixth time in the last nine years and 11th time in the last 21 seasons...are one of six teams to reach the postseason in each of the last three years (Astros, Braves, Brewers, Dodgers, Yankees)...over the last nine years, only the Dodgers (8) have more than six postseason appearances and over the last 21 seasons only the Yankees (17), Cardinals (14), Dodgers (12) and Braves (12) have more...it was the 29th postseason appearance in franchise history, which includes 21 with Oakland and eight with Philadelphia...that is fourth most all-time...qualified for the postseason by winning their first American League West championship since 2013...it was the A's third AL West title in the last nine years, their seventh in the last 21 and their 17th overall...the 17 division titles are fourth most all-time...defeated Chicago in the American League Wild Card Series, 2 games to 1, to win their first postseason series since the 2006 ALDS against Minnesota...snapped their Major League record nine-game losing streak in winner-take-all postseason games...then lost to Houston in the ALDS at Dodger Stadium, 3 games to 1...have now lost 13 of their last 15 postseason series (includes one-game wild card games) after winning 11 of their first 15 postseason series in Oakland through the 1990 ALCS.

**THE FINAL 26 GAMES:** The A's were 22-12 (.647) when their season was halted on Aug. 30 due a positive Covid-19 test...had the third best record in the majors at the time...the Aug. 30 game at Houston and a three-game series at Seattle from Sept. 1-3 were postponed and Oakland was off for five days before resuming play on Sept. 4...went 14-12 (.538) over the final 26 games, which was the 13th best record in the majors...played 26 games over the final 24 days of the regular season, which were the A's most games over a 24-day stretch since July 21-Aug. 13, 1978 when they had 27 games in 24 days...had a stretch from Sept. 8-14 where they played three doubleheaders in three different cities in three different time zones (Sept. 8 vs. Houston, Sept. 12 at Texas, Sept. 14 at Seattle)...went 6-4 over that stretch and the 10 games were the A's most over a seven-day stretch since June 16-22, 1966...played four games in three different cities in three different time zones over a span of 56 hours and 47 minutes from Sept. 13-15 and lost three of those four games...played 16 games in 13 days from Sept. 4-16 and went 9-7 over that span...it was the first time the A's played 16 games in 13 days since July 18-30, 1975.

**THE RULE CHANGES:** The A's finished with a 6-1 record in extra inning games...six of the games were decided in the first extra inning (10th inning five times, eighth inning once) and the other (Aug. 7 vs. Houston) in 13 innings...scored the runner from second in 6 of 10 innings while the A's pitching staff did not allow the runner that started the inning on second to score in 7 of 10 innings...outscored the opposition 12-6 in extra innings...hit .276 (8-for-29) with two doubles, two home runs and five walks...the opposition was 6-for-34 (.176) with three walks...the average time of game in the A's extra inning games was 3 hours and 25.7 minutes...however, played five seven-inning doubleheaders necessitated by social justice protests (Aug. 29 at Houston, Sept. 12 at Texas) and Covid-19 (Sept. 8 vs. Houston, Sept. 14 at Seattle and Sept. 26 vs. Seattle) and were 3-7 in those games...were swept on Aug. 29 at Houston and Sept. 26 vs. Seattle and split the other three...the five doubleheaders were the A's most in a season since 1986 when they also had five...entering the season, had played just 16 games fewer than nine innings since moving to Oakland in 1968...prior to this year, the most recent was on Aug. 27, 2013 at Detroit, a 6-3 A's win that was called because of rain with no outs in the top of the sixth...the average time of game in the 10 doubleheader games was 2 hours and 27.1 minutes...overall, the A's average time of game was 2 hours and 57 minutes, which was second quickest in the majors...it was the first time they averaged under 3 hours since 2016 (2:56).

**162-GAME PROJECTIONS:** The A's won 36 games, which projects to 97.2 wins over a 162-game season...Oakland won 97 games in each of the previous two seasons...were hit by a pitch 39 times, which was more than 20 seasons in Oakland history...the hit by pitches project to 105.3 in a 162-game season and the Athletics record is 88 in 2001...Ramón Laureano was hit 12 times, which tied for ninth most in Oakland history...that would be 32.4 in 162 games and the Athletics record is 20 (Don Baylor, 1976; Jason Kendall, 2005)...Mark Canha and Marcus Semien tied for the A's team-lead with 47 hits, which would be 126.9 over a full season...the fewest hits by an Oakland team-leader in a non-strike season in 136 by Dave Revering in 1979...Matt Olson had 77 strikeouts, which put him on pace for the first 200-strikeout season in Athletics history (207.9)...the A's had just 91 doubles, or 245.7 in 162 games...the last time the A's had fewer than 250 doubles in a 162-game season was in 1992 (219).

**OFFENSE:** The A's batted .225, which was sixth lowest in the majors but second lowest in the 120-year history of the Athletics franchise...the low is .223 by the 1908 Philadelphia A's...however, ranked third in the majors in hit by pitches (39) and seventh in walks (238)...had a .322 on-base percentage, which was .097 points higher than the team batting average...the was the largest difference in Oakland history ahead of the 1999 club, which had a difference of .096 (.259 batting average, .355 on-base percentage)...were successful in 26-of-29 (89.7%) stolen base attempts, which was the best percentage in Major League history ahead of the 2007 Phillies (138-of-157, 87.9%)...hit four grand slams, which matched the A's season total from 2018 and 2019 and was second in the majors to San Diego (7)...two of the grand slams came in the ninth inning and the other was in the 10th and the A's are the 18th team in Major League history with three grand slams in the ninth inning or later in a season (last: Toronto, 2018)...also ranked fourth in the majors in slugging (.635) and extra base hits (8) with the bases loaded, tied for fourth in walks (7), sixth in RBI (53) and seventh in batting (.308)...the slugging percentage was second highest in Oakland history (.712 in 2000)...however, hit .228 with runners in scoring position, which was second lowest in the majors (Texas, .218) and the lowest in Oakland history (previously: .232 in 1977)...averaged 4.20 plate appearances per strikeout, which was the second lowest mark in Athletics history (4.11 in 2017)...the A's number three hitters batted a combined .178, which was second lowest in the majors (Texas, .145) and the lowest in Athletics history (previous: .220 in 1979)...averaged 4.02 pitches per plate appearance, which ranked eighth in the majors but was the best in Oakland history since pitch data was tracked beginning in 1988.

**PITCHING:** The A's compiled a 3.77 ERA, which was fifth lowest in the majors...had the fifth lowest opponents on-base percentage (.302), the ninth lowest OPS (.693) and 10th lowest slugging percentage (.392)...the on-base percentage was seventh lowest in Oakland history...had the second fewest hit batters in the majors (15), issued the third fewest walks (165) and tied for the sixth fewest home runs (69)...however, the average of 1.21 home runs per nine innings was fifth highest in Oakland history...struck out 506 batters, which tied for ninth fewest in the majors...however, averaged 8.84 strikeouts per nine innings, which was the highest mark in Athletics history (previous: 7.98 in 2019)...also had the highest strikeout-to-walk ratio in A's history with a mark of 3.07 (previous: 3.06 in 2014)...tied for the fewest triples allowed in the majors (3), had the fourth fewest wild pitches (16), tied for the fifth fewest extra base hits (157) and tied for the sixth most shutouts (5) and pickoffs (5)...averaged 136.7 pitches per game, which was the fewest in the majors and second fewest by an A's team since pitch count data was tracked beginning in 1988 (134.2 in 1990)...had the second fewest pitches per inning in the majors (15.9).

**STARTING PITCHING:** A's starting pitchers went 22-19 with a 4.49 ERA...tied for third in the majors in wins, ranked seventh in innings pitched (307.0) and eighth in fewest walks (88)...however, the average of 5.12 innings pitched per start was second lowest in Athletics history to a mark of 5.09 in 2018...tossed seven innings or fewer in all 60 games...now have a streak of 176 consecutive games with eight innings pitched or fewer dating back to May 18, 2019, which is second longest in Oakland history (186, Aug. 20, 2016-Sept. 14, 2017)...had one complete game in 2020 and it was a seven-inning complete game by Mike Minor on Sept. 14, which snapped a 172-game streak without a complete game...that was second longest in Athletics history...allowed a .260 opponents batting average, which was ninth highest in the majors...averaged 8.30 strikeouts per nine innings, which was the highest mark in Athletics history (previous: 7.65 in 2014)...had a 3.22 strikeout-to-walk ratio, which was also the best (2.98 in 2014).

**THE BULLPEN:** The A's bullpen led the majors with a 2.72 ERA, which was sixth lowest in Oakland history...it was the lowest since the 1990 club set the record with a 2.35 ERA...had the second lowest opponents batting average (.208), on-base percentage (.280), slugging percentage (.336) and OPS (.616) to the Dodgers (.207/.274/.322/.595)...the batting average was second lowest in Oakland history to the 1989 club (.203)...the on-base percentage was fourth lowest, the OPS sixth best and the slugging percentage ranked eighth...converted 17-of-21 (81.0%) save opportunities, which was the third best percentage in the majors...tied for fifth in saves and tied for second in fewest blown saves...the save percentage was fourth best in Oakland history and the best since 1992 (84.1%)...had the fewest losses (5) and best winning percentage (.737) in the majors...the winning percentage was second best in Oakland history to the 1975 club (31-11, .738)...also had the fewest extra base hits allowed in the majors (52), were one of four teams with no triples, had the second fewest home runs (23) and tied for the second fewest doubles (29)...had the fewest hit batters (3),

the second fewest wild pitches (6), the third fewest walks (77) and the sixth best strikeout-to-walk ratio (2.90)...averaged 9.63 strikeouts per nine innings, which was the best mark in Oakland history ahead of the 2019 club (9.37)...the strikeout-to-walk ratio was second best (3.25 in 2014)...first batters faced hit .181, which was the lowest mark in the majors...also had the lowest OPS (.540) and on-base percentage (.239) and the fifth lowest slugging percentage (.301)...the batting average and on-base percentage were the lowest by an A's team since at least 1974, the OPS was third lowest and the slugging percentage fourth lowest...had the fewest first batter RBI (11), the second fewest walks (13) and tied for the 10th most strikeouts (54)...allowed 22-of-67 (32.8%) inherited runners to score and had the second fewest inherited runners in the majors (Cleveland, 55)...had the second fewest pitches per inning (15.9) and pitches per game (56.3) in the majors and the ninth fewest innings pitched (208.1).

**DEFENSIVE DOINGS:** The A's committed 26 errors, which were fourth fewest in the majors...had a .9874 fielding percentage after setting an Athletics record with a mark of .9865 in 2019...turned just 33 double plays, which was the fewest in the majors (Reds and Angels, 36)...averaged 0.55 double plays per game, which was the lowest mark in Oakland history (previous: 0.68 in 1981)...the errors led to 16 unearned runs, which tied for sixth fewest in the majors...15 of the A's 26 errors were committed by the left side of the infield (nine at shortstop, six at third base)...A's first basemen had one error, which tied for the fewest in the majors...had a .998 fielding percentage, which was the best in Oakland history (.996 in 1990)...A's outfielders also had one error and led the majors with a .997 fielding percentage...that was the best mark in Athletics history (.991 in 2019)...tied for the eighth fewest outfield assists (6)...Oakland averaged 8.540 assists per nine innings, which was second fewest in Oakland history (8.535 in 2013).

**CLOSE CALLS:** The A's led the majors with six walk-off wins and six extra-inning wins and tied for second with 10 last at bat wins (Tampa Bay, 11)...were 6-1 (.857) in extra-inning games and the seven extra inning games tied for fifth most in the majors...only San Diego (4-0) and Cincinnati (2-0) had a better record...the six wins matched the A's total from the entire 2019 season and the .857 winning percentage was second best in Oakland history (8-1, .889 in 1975)...two of

| DATE     | OPPONENT         | RESULT   | NOTE                |
|----------|------------------|----------|---------------------|
| July 24  | Los Angeles (AL) | 7-3 (10) | Olson grand slam    |
| Aug. 4   | Texas            | 5-1      | Piscotty grand slam |
| Aug. 7   | Houston          | 3-2 (13) | Semien single       |
| Aug. 23  | Los Angeles (AL) | 5-4 (10) | Canha sacrifice fly |
| Sept. 9  | Houston          | 3-2      | Laureano single     |
| Sept. 25 | Seattle          | 3-1 (10) | Canha home run      |

the six-walk off wins came on grand slams, which marks the 17th time in Major League history a team had two walk-off grand slams in one season (last: Cubs in 2018)...it is the first time the A's have done it...went 7-6 in one-run games and the 13 one-run decisions tied for second fewest in the majors (Los Angeles-NL, 12)...however, were 11-4 in games decided by exactly two runs and the 15 two-run games tied for second most (Minnesota, 17)...were 18-10 (.643) in games decided by two or fewer, tying for second in wins and ranking third in winning percentage...led the majors in wins when trailing after six innings (6) and four innings (11), tied for the lead in wins when trailing after eight (2) and five innings (8) and tied for third in wins when trailing after seven innings (3)...had nine wins when trailing or tied after eight innings and seven innings...did not lose a game when leading after six (25-0), seven (27-0) and eight (24-0) innings...had just one walk-off loss, which tied for the fewest in the majors...had 16 comeback wins, which tied for sixth most in the majors.

**LEFT AND RIGHT:** The A's were 11-3 (.786) in games in which the opponent started a left-handed pitcher compared to 25-21 (.543) when they start a right-hander...the record against lefties was second best in the majors to the White Sox (14-0)...it was the best in Oakland history ahead of the 1992 club (28-8, .778)...lost three of their last five games against southpaws after winning each of the first nine.

**HOME AND AWAY:** The A's went 22-10 (.688) in Oakland compared to 14-14 (.500) on the road...had the sixth best home record in the majors and posted a winning record at home for the fourth consecutive season...the .688 winning percentage was the second best home mark in Oakland history to the 2003 A's, who went 57-24 (.704)...had the 10th best road record in the majors and finished .500 or better on the road for the third straight season...it marks the fourth time in Oakland history the A's have finished .500 or better on the road in at least three straight sea-

sons (1971-75, 1988-90, 2000-02)...compiled a 3.20 ERA and .227 opponents batting average in 32 games at home compared to a 4.49 ERA and .256 opponents average in 28 games on the road...ranked fifth in the majors in home ERA, 12th in road ERA...yielded 25 home runs in Oakland (287.0 ip, 0.78 per nine innings), 44 on the road (228.1 ip, 1.73 per nine innings)...had the third fewest home runs at home in the majors and the ninth most on the road...hit .229 and averaged 4.09 runs per game at home compared to a .222 average and 5.11 runs per game on the road...the home batting average was second lowest in Oakland history to a mark of .225 in 1979...the road average was second lowest in Athletics history to the 1908 Philadelphia A's (.203)...were a perfect 13-for-13 in stolen base attempts on the road...won seven home series, lost two and split one...won three road series, lost four and split three.

**A TALE OF TWO WESTS:** The A's were 26-14 (.650) against the American League West compared to 10-10 (.500) against the National League West...had the third best intradivision record in the majors behind the Rays (27-13) and the Dodgers (27-13)...it was fourth best in Oakland history and the best since 1994 (17-9, .654)...tied for the 12th best mark in interleague play...finished with a .500 interleague record or better for the third consecutive season and 17th time in 24 years of interleague play...compiled a 3.27 ERA and .226 opponents batting average against the AL compared to a 4.75 ERA and .265 opponents average against the NL...had the second lowest intradivision ERA in the majors to the Dodgers (2.96) and the 11th highest interleague ERA...hit .232 against the AL, .213 against the NL...the interleague batting average was the lowest in Oakland history and fifth lowest in the majors in 2020...had the fourth lowest interleague on-base percentage in the majors (.295)...are 238-206 (.536) all-time in interleague play, which is fourth best in Major League history.

**NIGHT AND DAY:** The A's played 30 of their 60 regular season games during the day, which was five more than any other team (Los Angeles-AL, 25)...became the first team other than the Cubs to play at least half their games during the day since the Giants in 1994 (61-of-115, 53.0%)...the last time the A's played at least half of their games during the day was in 1960 when they played 78-of-155 (50.3%)...then played all seven postseason games during the day with start times of 12:08, 12:10, 12:10, 1:08, 1:37, 12:37 and 12:37...the last time the A's played seven straight postseason games during the day was from Oct. 20, 1973 (World Series Game 6) to Oct. 13, 1974 (World Series Game 2)...finished the regular season with three straight day games for a total of 10 straight day games overall...according to the Elias Sports Bureau, the last time the A's played more than nine consecutive day games was April 23-May 8, 1949 when they played 16 straight...were 17-13 (.567) during the day and 19-11 (.633) at night during the regular season...had the fifth best night record in the majors...it was third best in Oakland history behind the 2001 club (66-35, .653) and 1990 squad (64-35, .646)...had a 4.28 ERA during the day, a 3.29 ERA at night...had the fourth lowest night ERA in the majors...it was the lowest night ERA by an A's team since 1989 (also 3.29)...batted .240 during the day, .212 at night...the night batting average was second lowest in the majors and the lowest in Oakland history (previous: .228 in 2017).

**ROSTER NOTES:** The A's employed 38 players in the shortened 2020 season, which matched the Dodgers for the fewest in the majors...used 19 pitchers, which was second fewest to the Indians (18)...matched Cleveland for the fewest relievers (13) and tied for the third fewest starting pitchers (9)...had six outfielders, which was the fewest in the majors...used five shortstops, which tied for the most in the majors and was the most by an A's team since 2013 (also five)...employed six second basemen, which were the most by an A's team over the last four years, and five third basemen, which were the most over the last three years...had eight rookies, including four pitchers.

**THE INJURED LIST:** The A's used the injured list eight times, which was second fewest in the majors to Cleveland (4)...used it 18 times in 2019, which tied for second fewest in the majors...players combined to miss 165 games, or an average of 20.6 games per stint...began the season with just one player on the injured list (Puk)...that marked the first time the A's had fewer than two players on the IL since the end of the 2006 season when they had just one...had one player on the IL from the start of the season through July 31 and from Aug. 14-15...the season high was five from Sept. 13-19 and Sept. 24-26...A.J. Puk was the only player to spend the entire season on the IL...Burch Smith missed the final 39 games but no other player missed more than 18 games...Daniel Mengden was the only player to go on the IL more than once...he was first placed on the IL Feb. 15 after undergoing off-season surgery on his right elbow but did not miss any games as his rehab

was completed by the time the season started on July 24...was also out from Sept. 3-19 (positive Covid-19 test).

### A'S INJURED LIST, 2020

| PLAYER    | INJURY                          | DATES                | GAMES MISSED | A's RECORD |
|-----------|---------------------------------|----------------------|--------------|------------|
| Chapman   | Strained right hip              | September 12-28      | 17           | 8-9        |
| Mengden   | Right elbow surgery             | Feb. 15-July 22      | 0            | 0-0        |
| Mengden   | Positive Covid-19 test          | September 3-19       | 18           | 11-7       |
| Pinder    | Strained right hamstring        | September 13-26      | 14           | 6-8        |
| Puk       | Strained left shoulder          | July 20-October 27   | 60           | 36-24      |
| Smith     | Strained right forearm          | August 16-October 27 | 39           | 21-18      |
| Weems     | Strained right latissimus dorsi | August 1-13          | 12           | 10-2       |
| Wendelken |                                 | September 24-27      | 5            | 2-3        |

**MONTH-BY-MONTH:** The A's went 19-8 (.704) in the month of August, which was the third best record in the majors (Dodgers and Rays, 21-7) and the seventh best August in Oakland history... the wins were the A's most in August since going 21-6 in 2006 and their most in any month since going 19-8 in Sept. 2013...ranked second in the majors in saves (11), fourth in ERA (3.46) and sixth in opponents OPS (.688)...the saves fell one short of the Oakland record for August... had 225 strikeouts, which set an Oakland record for the month of August and was fifth most for any month...on offense, the A's led the majors in hit by pitches (21) and strikeouts (277), tied for fourth in walks (115), tied for fifth in home runs (42), tied for sixth in runs (140), ranked seventh in extra base hits (92) and tied for seventh in triples (5)...the strikeouts are an Athletics record for the month of August and second most for any month (285 in June 2017)...the 21 hit by pitches tied for second most in Athletics history in any month and fell one short of the record (22 in August of 2019)...the 42 home runs are fourth most in Oakland history in August...then had a 14-12 (.538) record in September, which tied for ninth best in the majors...it was the A's seventh consecutive full month with a winning record...ranked fifth in the majors in fewest walks (63), eighth in opponents on-base percentage (.297) and 10th in ERA (4.14)...tied for the fourth fewest saves (4)...the offense ranked seventh in walks (98) and had the fourth fewest strikeouts (184)...hit the sixth fewest home runs (24)...were hit by a pitch 14 times, which tied for second most in September in Oakland history...batted .228, which was third lowest and the lowest since 1979 (.224).

**IN THE PINCH:** A's pinch hitters batted .103 (3-for-29) with a double, a home run, three RBI and three walks...had the third lowest batting average and on-base percentage (.188) in the majors and the fifth lowest OPS (.429)...the batting average was the lowest in Oakland history, the on-base percentage was second lowest (.184 in 2009) and the OPS was third lowest (.429).

**DESIGNATED HITTERS:** A's designated hitters batted .208 with four home runs and 23 RBI...the home runs tied for second fewest in the majors to the Diamondbacks (2)...tied for the fourth fewest RBI, had the fifth lowest slugging percentage (.332) and the 10th lowest batting average...tied for the lead in hit by pitches (9), ranked seventh in walks (30) and tied for ninth in on-base percentage (.333)...tied for the third fewest strikeouts (53)...the slugging percentage was the lowest in Oakland history and the batting average was second lowest (.203 in 1987)...Khris Davis led the A's with 25 starts at designated hitter and Mark Canha was second with 21.

**WINS AND LOSSES:** The A's were 26-3 (.897) when scoring four or more runs, which tied St. Louis for the best record in the majors...were 32-13 when homering, 4-11 when going homerless...had a 24-4 record when out-homer the opposition, 5-15 when getting out-homered...had their best record against San Francisco (5-1) and their worst mark against Colorado (1-3)...compiled a mark of 2-5 (.286) following an off day, which tied the Angels for the worst record in the majors...were 7-1 (.875) on Wednesday, which was the best record in the majors...two of the A's three postseason wins came on Wednesday.



# BATTING AND PITCHING STATISTICS

+ = ROOKIE

| PLAYER           | AVG         | G         | AB          | R          | H          | TB         | 2B        | 3B        | HR        | RBI        | SH       | SF        | HP        | BB         | IBB      | SO         | SB        | CS        | DP        | GI        |             |             |             |
|------------------|-------------|-----------|-------------|------------|------------|------------|-----------|-----------|-----------|------------|----------|-----------|-----------|------------|----------|------------|-----------|-----------|-----------|-----------|-------------|-------------|-------------|
|                  |             |           |             |            |            |            |           |           |           |            |          |           |           |            |          |            |           |           |           | E         | OBP         | SLG         | OPS         |
| Allen, A         | .194        | 14        | 31          | 1          | 6          | 10         | 1         | 0         | 1         | 3          | 0        | 0         | 0         | 1          | 0        | 14         | 0         | 0         | 0         | 0         | .219        | .323        | .541        |
| Barreto, F       | .000        | 15        | 10          | 5          | 0          | 0          | 0         | 0         | 0         | 0          | 0        | 0         | 0         | 0          | 0        | 7          | 0         | 0         | 0         | 0         | 0.000       | .000        | .000        |
| +Brown, S        | .000        | 7         | 5           | 0          | 0          | 0          | 0         | 0         | 0         | 0          | 0        | 0         | 0         | 0          | 0        | 2          | 0         | 0         | 0         | 0         | 0.000       | .000        | .000        |
| Canha, M         | .246        | 59        | 191         | 32         | 47         | 78         | 12        | 2         | 5         | 33         | 0        | 5         | 10        | 37         | 1        | 54         | 4         | 0         | 2         | 1         | .387        | .408        | .795        |
| Chapman, M       | .232        | 37        | 142         | 22         | 33         | 76         | 9         | 2         | 10        | 25         | 0        | 1         | 1         | 8          | 0        | 54         | 0         | 0         | 2         | 5         | 2.76        | .535        | .812        |
| Davis, K         | .200        | 30        | 85          | 9          | 17         | 28         | 5         | 0         | 2         | 10         | 0        | 1         | 3         | 10         | 0        | 26         | 0         | 0         | 5         | 0         | .303        | .329        | .632        |
| Grossman, R      | .241        | 51        | 166         | 23         | 40         | 80         | 12        | 2         | 8         | 23         | 0        | 0         | 5         | 21         | 2        | 38         | 8         | 1         | 1         | 0         | .344        | .482        | .826        |
| +Heim, J         | .211        | 13        | 38          | 5          | 8          | 8          | 0         | 0         | 0         | 5          | 0        | 0         | 0         | 3          | 0        | 3          | 0         | 0         | 1         | 0         | .268        | .211        | .479        |
| Kemp, T          | .247        | 49        | 93          | 15         | 23         | 28         | 5         | 0         | 0         | 4          | 1        | 2         | 3         | 15         | 0        | 14         | 3         | 1         | 0         | 1         | .363        | .301        | .664        |
| La Stella, T     | .281        | 55        | 196         | 31         | 55         | 88         | 14        | 2         | 5         | 25         | 1        | 2         | 2         | 27         | 0        | 12         | 1         | 0         | 6         | 4         | .370        | .449        | .819        |
| (Oakland)        | .289        | 27        | 97          | 16         | 28         | 41         | 6         | 2         | 1         | 11         | 0        | 1         | 1         | 12         | 0        | 5          | 0         | 0         | 3         | 1         | .369        | .423        | .792        |
| Lamb, J          | .193        | 31        | 88          | 7          | 17         | 31         | 5         | 0         | 3         | 10         | 0        | 0         | 3         | 8          | 0        | 25         | 0         | 1         | 1         | 1         | .283        | .352        | .635        |
| (Oakland)        | .267        | 13        | 45          | 5          | 12         | 25         | 4         | 0         | 3         | 9          | 0        | 0         | 2         | 2          | 0        | 8          | 0         | 0         | 1         | 1         | .327        | .556        | .882        |
| Laureano, R      | .213        | 54        | 183         | 27         | 39         | 67         | 8         | 1         | 6         | 25         | 0        | 3         | 12        | 24         | 0        | 58         | 2         | 1         | 7         | 0         | .338        | .366        | .704        |
| +Machin, V       | .206        | 24        | 63          | 11         | 13         | 15         | 2         | 0         | 0         | 0          | 0        | 0         | 0         | 8          | 0        | 10         | 0         | 0         | 4         | 2         | .296        | .238        | .534        |
| +Murphy, S       | .233        | 43        | 116         | 21         | 27         | 53         | 5         | 0         | 7         | 14         | 0        | 0         | 0         | 24         | 0        | 37         | 0         | 0         | 6         | 2         | .364        | .457        | .821        |
| Olson, M         | .195        | 60        | 210         | 28         | 41         | 89         | 4         | 1         | 14        | 42         | 0        | 0         | 1         | 34         | 2        | 77         | 1         | 0         | 2         | 1         | .310        | .424        | .734        |
| Orf, N           | .000        | 6         | 7           | 1          | 0          | 0          | 0         | 0         | 0         | 0          | 0        | 0         | 0         | 0          | 0        | 1          | 0         | 0         | 0         | 0         | 0.000       | .000        | .000        |
| Pinder, C        | .232        | 24        | 56          | 8          | 13         | 22         | 3         | 0         | 2         | 8          | 0        | 0         | 0         | 5          | 0        | 13         | 0         | 0         | 3         | 1         | .295        | .393        | .688        |
| Piscotty, S      | .226        | 45        | 159         | 17         | 36         | 57         | 6         | 0         | 5         | 29         | 1        | 1         | 1         | 9          | 0        | 53         | 4         | 0         | 4         | 0         | .271        | .358        | .629        |
| Semien, M        | .223        | 53        | 211         | 28         | 47         | 79         | 9         | 1         | 7         | 23         | 0        | 0         | 0         | 25         | 0        | 50         | 4         | 0         | 3         | 7         | .305        | .374        | .680        |
| <b>OAKLAND</b>   | <b>.225</b> | <b>60</b> | <b>1908</b> | <b>274</b> | <b>430</b> | <b>756</b> | <b>91</b> | <b>11</b> | <b>71</b> | <b>264</b> | <b>2</b> | <b>14</b> | <b>39</b> | <b>238</b> | <b>5</b> | <b>524</b> | <b>26</b> | <b>3</b>  | <b>44</b> | <b>26</b> | <b>.322</b> | <b>.396</b> | <b>.718</b> |
| <b>OPPONENTS</b> | <b>.240</b> | <b>60</b> | <b>1964</b> | <b>232</b> | <b>471</b> | <b>769</b> | <b>85</b> | <b>3</b>  | <b>69</b> | <b>222</b> | <b>4</b> | <b>15</b> | <b>15</b> | <b>165</b> | <b>6</b> | <b>506</b> | <b>23</b> | <b>10</b> | <b>29</b> | <b>26</b> | <b>.302</b> | <b>.392</b> | <b>.693</b> |

| PITCHER          | W         | L         | ERA         | G         | GS        | CG       | GF        | SHO      | SV        | IP           | H          | R          | ER         | HR        | HB        | BB         | IBB      | SO         | WP        | BK       | AVG         |
|------------------|-----------|-----------|-------------|-----------|-----------|----------|-----------|----------|-----------|--------------|------------|------------|------------|-----------|-----------|------------|----------|------------|-----------|----------|-------------|
|                  |           |           |             |           |           |          |           |          |           |              |            |            |            |           |           |            |          |            |           |          |             |
| Blackburn, P     | 0         | 1         | 27.00       | 1         | 1         | 0        | 0         | 0        | 0         | 2.1          | 5          | 7          | 7          | 0         | 0         | 2          | 0        | 2          | 1         | 0        | .417        |
| Diekmann, J      | 2         | 0         | 0.42        | 21        | 0         | 0        | 2         | 0        | 0         | 21.1         | 8          | 2          | 1          | 1         | 1         | 12         | 1        | 31         | 0         | 0        | .114        |
| Fiers, M         | 6         | 3         | 4.58        | 11        | 11        | 0        | 0         | 0        | 0         | 59.0         | 65         | 31         | 30         | 9         | 4         | 16         | 0        | 37         | 1         | 0        | .275        |
| Hendriks, L      | 3         | 1         | 1.78        | 24        | 0         | 0        | 20        | 0        | 14        | 25.1         | 14         | 6          | 5          | 1         | 0         | 3          | 1        | 37         | 0         | 0        | .161        |
| +Jefferies, D    | 0         | 1         | 22.50       | 1         | 1         | 0        | 0         | 0        | 0         | 2.0          | 5          | 5          | 5          | 2         | 0         | 2          | 0        | 1          | 0         | 0        | .455        |
| +Kaprielian, J   | 0         | 0         | 7.36        | 2         | 0         | 0        | 0         | 0        | 0         | 3.2          | 4          | 3          | 3          | 2         | 0         | 2          | 0        | 4          | 0         | 0        | .267        |
| +Luzardo, J      | 3         | 2         | 4.12        | 12        | 9         | 0        | 1         | 0        | 0         | 59.0         | 58         | 27         | 27         | 9         | 3         | 17         | 1        | 59         | 3         | 1        | .257        |
| Manaea, S        | 4         | 3         | 4.50        | 11        | 11        | 0        | 0         | 0        | 0         | 54.0         | 57         | 32         | 27         | 7         | 1         | 8          | 0        | 45         | 1         | 0        | .270        |
| McFarland, T     | 2         | 0         | 4.35        | 23        | 0         | 0        | 2         | 0        | 0         | 20.2         | 26         | 10         | 10         | 5         | 1         | 5          | 0        | 9          | 1         | 0        | .302        |
| Mengden, D       | 0         | 1         | 3.65        | 4         | 1         | 0        | 2         | 0        | 0         | 12.1         | 14         | 5          | 5          | 2         | 1         | 7          | 0        | 10         | 0         | 0        | .286        |
| Minor, M         | 1         | 6         | 5.56        | 12        | 11        | 1        | 0         | 1        | 0         | 56.2         | 50         | 36         | 35         | 11        | 1         | 20         | 0        | 62         | 0         | 0        | .230        |
| (Oakland)        | 1         | 1         | 5.48        | 5         | 4         | 1        | 0         | 1        | 0         | 21.1         | 15         | 13         | 13         | 4         | 1         | 7          | 0        | 27         | 0         | 0        | .197        |
| Montas, F        | 3         | 5         | 5.60        | 11        | 11        | 0        | 0         | 0        | 0         | 53.0         | 57         | 35         | 33         | 10        | 1         | 23         | 0        | 60         | 2         | 0        | .270        |
| Petit, Y         | 2         | 1         | 1.66        | 26        | 0         | 0        | 6         | 0        | 0         | 21.2         | 19         | 4          | 4          | 3         | 0         | 5          | 0        | 17         | 0         | 0        | .232        |
| Smith, B         | 2         | 0         | 2.25        | 6         | 0         | 0        | 3         | 0        | 1         | 12.0         | 7          | 3          | 3          | 1         | 0         | 1          | 0        | 13         | 0         | 0        | .163        |
| Soria, J         | 2         | 2         | 2.82        | 22        | 0         | 0        | 4         | 0        | 2         | 22.1         | 18         | 8          | 7          | 1         | 0         | 10         | 3        | 24         | 0         | 0        | .217        |
| Trivino, L       | 0         | 0         | 3.86        | 20        | 0         | 0        | 9         | 0        | 0         | 23.1         | 16         | 10         | 10         | 3         | 0         | 10         | 0        | 26         | 1         | 0        | .193        |
| +Weems, J        | 0         | 0         | 3.21        | 9         | 0         | 0        | 4         | 0        | 0         | 14.0         | 10         | 5          | 5          | 1         | 0         | 7          | 0        | 18         | 2         | 0        | .200        |
| Wendelken, J     | 1         | 1         | 1.80        | 21        | 0         | 0        | 6         | 0        | 0         | 25.0         | 17         | 8          | 5          | 2         | 0         | 11         | 0        | 31         | 2         | 0        | .183        |
| <b>OAKLAND</b>   | <b>36</b> | <b>24</b> | <b>3.77</b> | <b>60</b> | <b>60</b> | <b>1</b> | <b>59</b> | <b>5</b> | <b>17</b> | <b>515.1</b> | <b>471</b> | <b>232</b> | <b>216</b> | <b>69</b> | <b>15</b> | <b>165</b> | <b>6</b> | <b>506</b> | <b>16</b> | <b>1</b> | <b>.240</b> |
| <b>OPPONENTS</b> | <b>24</b> | <b>36</b> | <b>4.54</b> | <b>60</b> | <b>60</b> | <b>1</b> | <b>59</b> | <b>2</b> | <b>11</b> | <b>512.0</b> | <b>430</b> | <b>274</b> | <b>258</b> | <b>71</b> | <b>39</b> | <b>238</b> | <b>5</b> | <b>524</b> | <b>21</b> | <b>1</b> | <b>.225</b> |



# FIELDING STATISTICS

| PITCHER        | PCT   | G  | GS | INN  | PO | A | E | TC | DP | TP |
|----------------|-------|----|----|------|----|---|---|----|----|----|
| Bassitt, C     | .875  | 11 | 11 | 63.0 | 3  | 4 | 1 | 8  | 1  | 0  |
| Blackburn, P   | 1.000 | 1  | 1  | 2.1  | 1  | 0 | 0 | 1  | 0  | 0  |
| Diekman, J     | 1.000 | 21 | 0  | 21.1 | 2  | 0 | 0 | 2  | 0  | 0  |
| Fiers, M       | 1.000 | 11 | 11 | 59.0 | 3  | 5 | 0 | 8  | 0  | 0  |
| Hendriks, L    | 1.000 | 24 | 0  | 25.1 | 4  | 1 | 0 | 5  | 0  | 0  |
| +Jefferies, D  | 1.000 | 1  | 1  | 2.0  | 1  | 0 | 0 | 1  | 0  | 0  |
| +Kaprielian, J | .000  | 2  | 0  | 3.2  | 0  | 0 | 0 | 0  | 0  | 0  |
| +Luzardo, J    | .923  | 12 | 9  | 59.0 | 6  | 6 | 1 | 13 | 1  | 0  |
| Manaea, S      | 1.000 | 11 | 11 | 54.0 | 0  | 5 | 0 | 5  | 0  | 0  |
| McFarland, T   | 1.000 | 23 | 0  | 20.2 | 3  | 5 | 0 | 8  | 0  | 0  |
| Mengden, D     | 1.000 | 4  | 1  | 12.1 | 1  | 0 | 0 | 1  | 0  | 0  |
| Minor, M       | 1.000 | 5  | 4  | 21.1 | 2  | 2 | 0 | 4  | 0  | 0  |
| (Total)        | .909  | 12 | 11 | 56.2 | 4  | 6 | 1 | 11 | 0  | 0  |
| Montas, F      | 1.000 | 11 | 11 | 53.0 | 3  | 1 | 0 | 4  | 0  | 0  |
| Petit, Y       | 1.000 | 26 | 0  | 21.2 | 3  | 1 | 0 | 4  | 0  | 0  |
| Smith, B       | 1.000 | 6  | 0  | 12.0 | 0  | 1 | 0 | 1  | 0  | 0  |
| Soria, J       | 1.000 | 22 | 0  | 22.1 | 0  | 1 | 0 | 1  | 0  | 0  |
| Trivino, L     | 1.000 | 20 | 0  | 23.1 | 1  | 1 | 0 | 2  | 0  | 0  |
| +Weems, J      | .000  | 9  | 0  | 14.0 | 0  | 0 | 0 | 0  | 0  | 0  |
| Wendelken, J   | .333  | 21 | 0  | 25.0 | 0  | 1 | 2 | 3  | 1  | 0  |

| CATCHER    | PCT   | G  | GS | INN   | PO  | A  | E | TC  | DP | TP | PB |
|------------|-------|----|----|-------|-----|----|---|-----|----|----|----|
| Allen, A   | 1.000 | 14 | 9  | 81.0  | 76  | 1  | 0 | 77  | 0  | 0  | 0  |
| +Heim, J   | 1.000 | 12 | 12 | 95.0  | 105 | 6  | 0 | 111 | 0  | 0  | 0  |
| +Murphy, S | .994  | 43 | 39 | 339.1 | 334 | 14 | 2 | 350 | 1  | 0  | 4  |

| FIRST BASE | PCT   | G  | GS | INN   | PO  | A  | E | TC  | DP | TP |
|------------|-------|----|----|-------|-----|----|---|-----|----|----|
| +Brown, S  | 1.000 | 3  | 0  | 4.0   | 3   | 0  | 0 | 3   | 0  | 0  |
| Canha, M   | 1.000 | 3  | 1  | 9.0   | 5   | 0  | 0 | 5   | 0  | 0  |
| +Machin, V | 1.000 | 2  | 0  | 3.0   | 2   | 0  | 0 | 2   | 1  | 0  |
| Olson, M   | .998  | 60 | 59 | 499.1 | 393 | 48 | 1 | 442 | 30 | 0  |

| SECOND BASE  | PCT   | G  | GS | INN   | PO | A  | E | TC  | DP | TP |
|--------------|-------|----|----|-------|----|----|---|-----|----|----|
| Barreto, F   | 1.000 | 4  | 1  | 12.0  | 1  | 3  | 0 | 4   | 0  | 0  |
| Kemp, T      | .990  | 43 | 31 | 258.1 | 49 | 55 | 1 | 105 | 12 | 0  |
| La Stella, T | .982  | 18 | 16 | 125.0 | 19 | 35 | 1 | 55  | 7  | 0  |
| (Total)      | .963  | 33 | 30 | 243.1 | 48 | 57 | 4 | 109 | 17 | 0  |
| +Machin, V   | 1.000 | 3  | 2  | 17.0  | 4  | 4  | 0 | 8   | 1  | 0  |
| Orf, N       | 1.000 | 2  | 0  | 8.0   | 0  | 2  | 0 | 2   | 1  | 0  |
| Pinder, C    | .972  | 13 | 10 | 95.0  | 16 | 19 | 1 | 36  | 4  | 0  |

| THIRD BASE   | PCT   | G  | GS | INN   | PO | A  | E | TC | DP | TP |
|--------------|-------|----|----|-------|----|----|---|----|----|----|
| Chapman, M   | .944  | 36 | 35 | 304.1 | 28 | 57 | 5 | 90 | 9  | 0  |
| La Stella, T | 1.000 | 6  | 5  | 34.0  | 2  | 7  | 0 | 9  | 1  | 0  |
| Lamb, J      | .957  | 11 | 11 | 94.0  | 9  | 13 | 1 | 23 | 2  | 0  |
| (Total)      | .963  | 14 | 12 | 110.0 | 10 | 16 | 1 | 27 | 2  | 0  |
| +Machin, V   | 1.000 | 10 | 7  | 53.0  | 3  | 7  | 0 | 10 | 0  | 0  |
| Pinder, C    | 1.000 | 7  | 2  | 30.0  | 2  | 9  | 0 | 11 | 0  | 0  |

| SHORTSTOP  | PCT   | G  | GS | INN   | PO | A   | E | TC  | DP | TP |
|------------|-------|----|----|-------|----|-----|---|-----|----|----|
| Barreto, F | 1.000 | 3  | 0  | 6.0   | 1  | 2   | 0 | 3   | 1  | 0  |
| Chapman, M | 1.000 | 1  | 1  | 6.0   | 1  | 2   | 0 | 3   | 0  | 0  |
| Machin, V  | .931  | 6  | 5  | 44.0  | 9  | 18  | 2 | 29  | 2  | 0  |
| Orf, N     | 1.000 | 3  | 1  | 8.0   | 2  | 0   | 0 | 2   | 0  | 0  |
| Semien, M  | .967  | 53 | 53 | 451.1 | 59 | 147 | 7 | 213 | 17 | 0  |

| LEFT FIELD  | PCT   | G  | GS | INN   | PO | A | E | TC | DP | TP |
|-------------|-------|----|----|-------|----|---|---|----|----|----|
| Canha, M    | .966  | 15 | 15 | 120.0 | 27 | 1 | 1 | 29 | 0  | 0  |
| Grossman, R | 1.000 | 46 | 44 | 379.1 | 84 | 1 | 0 | 85 | 0  | 0  |
| Kemp, T     | 1.000 | 3  | 1  | 13.0  | 2  | 0 | 0 | 2  | 0  | 0  |
| Pinder, C   | .000  | 2  | 0  | 3.0   | 0  | 0 | 0 | 0  | 0  | 0  |

| CENTER FIELD | PCT   | G  | GS | INN   | PO  | A | E | TC  | DP | TP |
|--------------|-------|----|----|-------|-----|---|---|-----|----|----|
| Canha, M     | 1.000 | 9  | 7  | 65.1  | 21  | 0 | 0 | 21  | 0  | 0  |
| Grossman, R  | 1.000 | 2  | 0  | 3.0   | 1   | 0 | 0 | 1   | 0  | 0  |
| Laureano, R  | 1.000 | 53 | 53 | 447.0 | 144 | 2 | 0 | 146 | 0  | 0  |

| RIGHT FIELD | PCT   | G  | GS | INN   | PO | A | E | TC | DP | TP |
|-------------|-------|----|----|-------|----|---|---|----|----|----|
| Canha, M    | 1.000 | 17 | 15 | 132.0 | 36 | 0 | 0 | 36 | 0  | 0  |
| Grossman, R | 1.000 | 1  | 1  | 6.0   | 1  | 0 | 0 | 1  | 0  | 0  |
| Pinder, C   | 1.000 | 1  | 0  | 1.0   | 1  | 0 | 0 | 1  | 0  | 0  |
| Piscotty, S | 1.000 | 44 | 44 | 376.1 | 73 | 2 | 0 | 75 | 0  | 0  |

## DAY-BY-DAY RESULTS

| DATE | G  | OPP     | W-L | SCORE    | REC  | POS | GA/<br>GB | LEADER<br>AND LEAD | WINNER | LOSER     | SAVE      | ATT.     | CUM.<br>ATT. |
|------|----|---------|-----|----------|------|-----|-----------|--------------------|--------|-----------|-----------|----------|--------------|
| 7/24 | 1  | LAA     | W   | 7-3 (10) | 1-0  | t1  | -         | OAK/HOU/TEX        | -      | Smith     | Robles    |          |              |
| 7/25 | 2  | LAA     | L   | 1-4      | 1-1  | t2  | -1        | HOU                | 1      | Bundy     | Manaea    | Robles   |              |
| 7/26 | 3  | LAA     | W   | 6-4      | 2-1  | t1  | -         | OAK/HOU            | -      | Petit     | Ohtani    | Hendriks |              |
| 7/27 | 4  | LAA     | W   | 3-0      | 3-1  | t1  | -         | OAK/HOU            | -      | Smith     | Canning   | Soria    |              |
| 7/28 | 5  | COL     | L   | 3-8      | 3-2  | t1  | -         | OAK/HOU            | -      | Senzatela | Mengden   |          |              |
| 7/29 | 6  | COL     | L   | 1-5      | 3-3  | t1  | -         | OAK/HOU            | -      | Márquez   | Montas    |          |              |
|      |    |         |     |          |      |     |           |                    |        |           |           |          | (6 dates)    |
| 7/30 |    | OFF DAY |     |          |      | t1  | -         | OAK/HOU            | -      |           |           |          |              |
| 7/31 | 7  | at SEA  | L   | 3-5      | 3-4  | 3   | -1        | HOU                | ½      | Walker    | Manaea    | Williams |              |
| 8/1  | 8  | at SEA  | W   | 3-2 (10) | 4-4  | t1  | -         | OAK/HOU            | -      | Soria     | Altavilla | Hendriks |              |
| 8/2  | 9  | at SEA  | W   | 3-2      | 5-4  | t1  | -         | OAK/HOU            | -      | Bassitt   | Graveman  | Hendriks |              |
| 8/3  | 10 | at SEA  | W   | 11-1     | 6-4  | 1   | +½        | OAK                | ½      | Montas    | Sheffield |          |              |
|      |    |         |     |          |      |     |           |                    |        |           |           |          | (4 dates)    |
| 8/4  | 11 | TEX     | W   | 5-1      | 7-4  | 1   | +½        | OAK                | ½      | Hendriks  | Vólquez   |          |              |
| 8/5  | 12 | TEX     | W   | 6-4      | 8-4  | 1   | +1½       | OAK                | 1½     | McFarland | Gibaut    | Soria    |              |
| 8/6  | 13 | TEX     | W   | 6-4      | 9-4  | 1   | +2½       | OAK                | 2½     | Fiers     | Minor     | Hendriks |              |
| 8/7  | 14 | HOU     | W   | 3-2 (13) | 10-4 | 1   | +3½       | OAK                | 3½     | Wendelken | Sneed     |          |              |
| 8/8  | 15 | HOU     | W   | 3-1      | 11-4 | 1   | +4½       | OAK                | 4½     | Montas    | Valdez    | Hendriks |              |
| 8/9  | 16 | HOU     | W   | 7-2      | 12-4 | 1   | +5        | OAK                | 5      | Luzardo   | Javier    | Smith    |              |
|      |    |         |     |          |      |     |           |                    |        |           |           |          | (12 dates)   |

### A'S STARTS IN THE BATTING ORDER, 2020

| PLAYER    | 1  | 2  | 3  | 4  | 5  | 6  | 7  | 8  | 9  |
|-----------|----|----|----|----|----|----|----|----|----|
| Allen     | -  | -  | -  | -  | -  | -  | -  | 1  | 8  |
| Barreto   | -  | -  | -  | -  | -  | -  | -  | 1  | -  |
| Brown     | -  | -  | -  | -  | -  | -  | 1  | -  | -  |
| Canha     | -  | -  | 6  | 16 | 29 | 6  | 2  | -  | -  |
| Chapman   | -  | 1  | 19 | 15 | 1  | -  | -  | -  | -  |
| Davis     | -  | -  | 1  | 1  | 1  | 9  | 13 | -  | -  |
| Grossman  | -  | 7  | 2  | -  | 7  | 24 | 5  | -  | -  |
| Heim      | -  | -  | -  | -  | -  | -  | -  | 5  | 7  |
| Kemp      | 1  | 5  | -  | -  | -  | -  | 1  | 12 | 13 |
| Lamb      | -  | -  | -  | 1  | 1  | 5  | 3  | 3  | -  |
| La Stella | 17 | 8  | 2  | -  | -  | -  | -  | -  | -  |
| Laureano  | 3  | 28 | 9  | -  | -  | 2  | 6  | 6  | -  |
| Machín    | -  | -  | -  | -  | -  | -  | 4  | 9  | 5  |
| Murphy    | -  | -  | -  | -  | -  | 3  | 2  | 8  | 26 |
| Olson     | -  | -  | 13 | 27 | 18 | 1  | -  | -  | -  |
| Orf       | -  | -  | -  | -  | -  | -  | -  | -  | 1  |
| Pinder    | -  | -  | -  | -  | -  | 5  | -  | 7  | -  |
| Piscotty  | -  | -  | 5  | -  | 3  | 5  | 23 | 8  | -  |
| Semien    | 39 | 11 | 3  | -  | -  | -  | -  | -  | -  |

| DATE | G  | OPP        | W-L | SCORE        | REC   | POS | GA/<br>GB | LEADER<br>AND LEAD | WINNER | LOSER      | SAVE      | ATT.      | CUM.<br>ATT. |
|------|----|------------|-----|--------------|-------|-----|-----------|--------------------|--------|------------|-----------|-----------|--------------|
| 8/10 | 17 | at LAA     | L   | 9-10         | 12-5  | 1   | +4½       | OAK                | 4½     | Peña       | Petit     | Buttrey   |              |
| 8/11 | 18 | at LAA     | L   | 0-6          | 12-6  | 1   | +4        | OAK                | 4      | Bundy      | Fiers     |           |              |
| 8/12 | 19 | at LAA     | W   | 8-4          | 13-6  | 1   | +4        | OAK                | 4      | Bassitt    | Canning   |           |              |
| 8/13 |    | OFF DAY    |     |              |       | 1   | +4        | OAK                | 4      |            |           |           |              |
| 8/14 | 20 | at SF      | W   | 8-7 (10)     | 14-6  | 1   | +4        | OAK                | 4      | Soria      | García    | Hendriks  |              |
| 8/15 | 21 | at SF      | W   | 7-6          | 15-6  | 1   | +4        | OAK                | 4      | McFarland  | Gott      | Hendriks  |              |
| 8/16 | 22 | at SF      | W   | 15-3         | 16-6  | 1   | +4½       | OAK                | 4½     | Fiers      | Webb      |           |              |
| 8/17 | 23 | at ARI     | L   | 3-4          | 16-7  | 1   | +3½       | OAK                | 3½     | Crichton   | Soria     |           |              |
| 8/18 | 24 | at ARI     | L   | 1-10         | 16-8  | 1   | +2½       | OAK                | 2½     | Weaver     | Montas    |           | (12 dates)   |
| 8/19 | 25 | ARI        | W   | 4-1          | 17-8  | 1   | +2½       | OAK                | 2½     | Luzardo    | Kelly     | Hendriks  |              |
| 8/20 | 26 | ARI        | W   | 5-1          | 18-8  | 1   | +2½       | OAK                | 2½     | Manaea     | Young     |           |              |
| 8/21 | 27 | LAA        | W   | 5-3          | 19-8  | 1   | +3½       | OAK                | 3½     | Fiers      | Heaney    | Hendriks  |              |
| 8/22 | 28 | LAA        | L   | 3-4          | 19-9  | 1   | +3½       | OAK                | 3½     | Andriese   | Bassitt   | Buttrey   |              |
| 8/23 | 29 | LAA        | W   | 5-4 (10)     | 20-9  | 1   | +4½       | OAK                | 4½     | Hendriks   | Buttrey   |           | (17 dates)   |
| 8/24 | 30 | at TEX     | L   | 2-3          | 20-10 | 1   | +3½       | OAK                | 3½     | Lynn       | Luzardo   | Montero   |              |
| 8/25 | 31 | at TEX     | W   | 10-3         | 21-10 | 1   | +4        | OAK                | 4      | Manaea     | Gibson    |           |              |
| 8/26 | 32 | at TEX     | W   | 3-1          | 22-10 | 1   | +4½       | OAK                | 4½     | Fiers      | Allard    | Hendriks  |              |
| 8/27 |    | at TEX     |     | PPD, Protest |       | 1   | +4½       | OAK                | 4½     |            |           |           |              |
| 8/28 |    | at HOU     |     | PPD, Protest |       | 1   | +4½       | OAK                | 4½     |            |           |           |              |
| 8/29 | 33 | at HOU (1) | L   | 2-4 (7)      | 22-11 |     |           |                    |        | McCullers  | Bassitt   | Pressly   |              |
|      | 34 | at HOU (2) | L   | 3-6 (7)      | 22-12 | 1   | +2½       | OAK                | 2½     | Greinke    | Montas    | Pressly   |              |
| 8/30 |    | at HOU     |     | PPD, Covid19 |       | 1   | +2½       | OAK                | 2½     |            |           |           |              |
| 8/31 |    | OFF DAY    |     |              |       | 1   | +2½       | OAK                | 2½     |            |           |           |              |
| 9/1  |    | at SEA     |     | PPD, Covid19 |       | 1   | +3        | OAK                | 3      |            |           |           |              |
| 9/2  |    | at SEA     |     | PPD, Covid19 |       | 1   | +2½       | OAK                | 2½     |            |           |           |              |
| 9/3  |    | at SEA     |     | PPD, Covid19 |       | 1   | +2        | OAK                | 2      |            |           |           | (16 dates)   |
| 9/4  | 35 | SD         | L   | 0-7          | 22-13 | 1   | +2        | OAK                | 2      | Davies     | Luzardo   |           |              |
| 9/5  | 36 | SD         | W   | 8-4          | 23-13 | 1   | +3½       | OAK                | 3½     | Manaea     | Paddock   |           |              |
| 9/6  | 37 | SD         | L   | 3-5          | 23-14 | 1   | +3½       | OAK                | 3½     | Richards   | Fiers     | Rosenthal |              |
| 9/7  | 38 | HOU        | W   | 6-0          | 24-14 | 1   | +4½       | OAK                | 4½     | Bassitt    | Javier    |           |              |
| 9/8  | 39 | *HOU (1)   | W   | 4-2 (7)      | 25-14 |     |           |                    |        | Montas     | Greinke   | Hendriks  |              |
|      | 40 | HOU (2)    | L   | 4-5 (7)      | 25-15 | 1   | +4½       | OAK                | 4½     | Paredes    | Wendelken | Pressly   |              |
| 9/9  | 41 | HOU        | W   | 3-2          | 26-15 | 1   | +5½       | OAK                | 5½     | Hendriks   | Pressly   |           |              |
| 9/10 | 42 | HOU        | W   | 3-1          | 27-15 | 1   | +6½       | OAK                | 6½     | Manaea     | Urquidy   | Hendriks  | (24 dates)   |
| 9/11 | 43 | at TEX     | W   | 10-6         | 28-15 | 1   | +7        | OAK                | 7      | Fiers      | García    |           |              |
| 9/12 | 44 | at TEX (1) | L   | 2-5 (7)      | 28-16 |     |           |                    |        | Benjamin   | Jefferies | Montero   |              |
|      | 45 | at TEX (2) | W   | 10-1 (7)     | 29-16 | 1   | +6½       | OAK                | 6½     | Bassitt    | Allard    |           |              |
| 9/13 | 46 | at TEX     | L   | 3-6          | 29-17 | 1   | +6½       | OAK                | 6½     | Lynn       | Montas    |           |              |
| 9/14 | 47 | at SEA (1) | L   | 5-6 (7)      | 29-18 |     |           |                    |        | Gonzales   | Soria     | Hirano    |              |
|      | 48 | at SEA (2) | W   | 9-0 (7)      | 30-18 | 1   | +6½       | OAK                | 6½     | MINOR      | Yacabonis |           |              |
| 9/15 | 49 | at COL     | L   | 1-3          | 30-19 | 1   | +5½       | OAK                | 5½     | SENZATELA  | Manaea    |           |              |
| 9/16 | 50 | at COL     | W   | 3-1          | 31-19 | 1   | +6½       | OAK                | 6½     | Fiers      | Márquez   | Hendriks  | (22 dates)   |
| 9/17 |    | OFF DAY    |     |              |       | 1   | +6        | OAK                | 6      |            |           |           |              |
| 9/18 | 51 | SF         | W   | 6-0          | 32-19 | 1   | +7        | OAK                | 7      | Bassitt    | Webb      |           |              |
| 9/19 | 52 | SF         | W   | 6-0          | 33-19 | 1   | +7        | OAK                | 7      | Luzardo    | Gausman   |           |              |
| 9/20 | 53 | SF         | L   | 2-14         | 33-20 | 1   | +6        | OAK                | 6      | T.Anderson | Minor     |           | (27 dates)   |
| 9/21 |    | OFF DAY    |     |              |       | 1   | +6½       | OAK                | 6½     |            |           |           |              |
| 9/22 | 54 | at LAD     | L   | 2-7          | 33-21 | 1   | +5½       | OAK                | 5½     | May        | Montas    |           |              |
| 9/23 | 55 | at LAD     | W   | 6-4          | 34-21 | 1   | +6½       | OAK                | 6½     | Diekman    | Teinen    | Hendriks  |              |
| 9/24 | 56 | at LAD     | L   | 1-5          | 34-22 | 1   | +5½       | OAK                | 5½     | Floro      | Fiers     |           | (25 dates)   |
| 9/25 | 57 | SEA        | W   | 3-1 (10)     | 35-22 | 1   | +6½       | OAK                | 6½     | Diekman    | Gerber    |           |              |
| 9/26 | 58 | SEA (1)    | L   | 1-5 (8)      | 35-23 |     |           |                    |        | Graveman   | Hendriks  |           |              |
|      | 59 | *SEA (2)   | L   | 3-12 (7)     | 35-24 | 1   | +6        | OAK                | 6      | Dunn       | Blackburn |           |              |
| 9/27 | 60 | SEA        | W   | 6-2          | 36-24 | 1   | +7        | OAK                | 7      | Petit      | Hirano    |           | (30 dates)   |

\* indicates sellout. ^ indicates Oakland is visiting team. CAPS indicates complete game.

# WILD CARD STATISTICS

+ = ROOKIE

| PLAYER           | AVG         | G        | AB         | R         | H         | TB        | 2B       | 3B       | HR       | RBI       | SH       | SF       | HP       | BB        | IBB      | SO        | SB       | CS       | GI       |          |             |             |             |
|------------------|-------------|----------|------------|-----------|-----------|-----------|----------|----------|----------|-----------|----------|----------|----------|-----------|----------|-----------|----------|----------|----------|----------|-------------|-------------|-------------|
|                  |             |          |            |           |           |           |          |          |          |           |          |          |          |           |          |           |          |          | DP       | E        | OBP         | SLG         | OPS         |
| Canha, M         | .100        | 3        | 10         | 1         | 1         | 1         | 0        | 0        | 0        | 1         | 0        | 0        | 0        | 2         | 0        | 1         | 0        | 0        | 0        | 0        | .250        | .100        | .350        |
| Davis, K         | .250        | 2        | 8          | 1         | 2         | 5         | 0        | 0        | 1        | 1         | 0        | 0        | 0        | 0         | 2        | 0         | 0        | 0        | 0        | 0        | .250        | .625        | .875        |
| Grossman, R      | .000        | 2        | 7          | 1         | 0         | 0         | 0        | 0        | 0        | 0         | 0        | 0        | 0        | 1         | 0        | 2         | 0        | 0        | 0        | 0        | .125        | .000        | .125        |
| +Heim, J         | —           | 0        | 0          | 0         | 0         | 0         | 0        | 0        | 0        | 0         | 0        | 0        | 0        | 0         | 0        | 0         | 0        | 0        | 0        | 0        | —           | —           | —           |
| Kemp, T          | —           | 0        | 0          | 0         | 0         | 0         | 0        | 0        | 0        | 0         | 0        | 0        | 0        | 0         | 0        | 0         | 0        | 0        | 0        | 0        | —           | —           | —           |
| La Stella, T     | .273        | 3        | 11         | 3         | 3         | 3         | 0        | 0        | 0        | 0         | 0        | 0        | 0        | 1         | 0        | 2         | 0        | 0        | 0        | 0        | .333        | .273        | .606        |
| Lamb, J          | .200        | 3        | 5          | 0         | 1         | 1         | 0        | 0        | 0        | 0         | 0        | 0        | 0        | 0         | 0        | 0         | 0        | 0        | 0        | 0        | .200        | .200        | .400        |
| Laureano, R      | .182        | 3        | 11         | 1         | 2         | 2         | 0        | 0        | 0        | 1         | 0        | 0        | 0        | 0         | 4        | 0         | 0        | 0        | 0        | 0        | .182        | .182        | .364        |
| +Machin, V       | —           | 0        | 0          | 0         | 0         | 0         | 0        | 0        | 0        | 0         | 0        | 0        | 0        | 0         | 0        | 0         | 0        | 0        | 0        | 0        | —           | —           | —           |
| +Murphy, S       | .375        | 3        | 8          | 3         | 3         | 6         | 0        | 0        | 1        | 2         | 0        | 0        | 0        | 2         | 0        | 1         | 0        | 0        | 0        | 0        | .500        | .750        | 1.250       |
| Olson, M         | .000        | 3        | 9          | 0         | 0         | 0         | 0        | 0        | 0        | 1         | 0        | 0        | 0        | 3         | 0        | 6         | 0        | 0        | 0        | 0        | .250        | .000        | .250        |
| Orf, N           | .000        | 1        | 0          | 0         | 0         | 0         | 0        | 0        | 0        | 0         | 0        | 0        | 0        | 0         | 0        | 0         | 0        | 0        | 0        | 0        | .000        | .000        | .000        |
| Pinder, C        | .333        | 3        | 9          | 0         | 3         | 3         | 0        | 0        | 0        | 2         | 0        | 0        | 0        | 1         | 1        | 2         | 0        | 0        | 0        | 0        | .400        | .333        | .733        |
| Piscotty, S      | .000        | 1        | 3          | 0         | 0         | 0         | 0        | 0        | 0        | 0         | 0        | 0        | 0        | 0         | 1        | 0         | 0        | 1        | 0        | 0        | .000        | .000        | .000        |
| Semien, M        | .250        | 3        | 12         | 2         | 3         | 7         | 1        | 0        | 1        | 2         | 0        | 0        | 0        | 1         | 0        | 1         | 0        | 0        | 0        | 1        | .308        | .583        | .891        |
| <b>OAKLAND</b>   | <b>.194</b> | <b>3</b> | <b>93</b>  | <b>12</b> | <b>18</b> | <b>28</b> | <b>1</b> | <b>0</b> | <b>3</b> | <b>10</b> | <b>0</b> | <b>0</b> | <b>0</b> | <b>11</b> | <b>1</b> | <b>22</b> | <b>0</b> | <b>0</b> | <b>1</b> | <b>1</b> | <b>.279</b> | <b>.301</b> | <b>.580</b> |
| <b>OPPONENTS</b> | <b>.277</b> | <b>3</b> | <b>112</b> | <b>11</b> | <b>31</b> | <b>52</b> | <b>6</b> | <b>0</b> | <b>5</b> | <b>11</b> | <b>0</b> | <b>0</b> | <b>1</b> | <b>6</b>  | <b>0</b> | <b>29</b> | <b>1</b> | <b>0</b> | <b>1</b> | <b>3</b> | <b>.319</b> | <b>.464</b> | <b>.784</b> |

| PITCHER          | W        | L        | ERA         | G        | GS       | CG       | GF       | SHO      | SV       | IP          | H         | R         | ER        | HR       | HB       | BB        | IBB      | SO        | WP       | BK       | AVG         |
|------------------|----------|----------|-------------|----------|----------|----------|----------|----------|----------|-------------|-----------|-----------|-----------|----------|----------|-----------|----------|-----------|----------|----------|-------------|
| Bassitt, C       | 1        | 0        | 1.29        | 1        | 1        | 0        | 0        | 0        | 0        | 7.0         | 6         | 1         | 1         | 0        | 0        | 1         | 0        | 5         | 1        | 0        | .222        |
| Diekmann, J      | 0        | 0        | 0.00        | 3        | 0        | 0        | 2        | 0        | 1        | 1.2         | 0         | 0         | 0         | 0        | 0        | 2         | 0        | 1         | 0        | 0        | .000        |
| Fiers, M         | 0        | 0        | 5.40        | 1        | 1        | 0        | 0        | 0        | 0        | 1.2         | 5         | 1         | 1         | 1        | 0        | 1         | 0        | 2         | 0        | 0        | .500        |
| Hendriks, L      | 0        | 0        | 6.75        | 2        | 0        | 0        | 1        | 0        | 1        | 2.2         | 5         | 2         | 2         | 1        | 0        | 1         | 0        | 8         | 0        | 0        | .385        |
| +Luzardo, J      | 0        | 1        | 8.10        | 1        | 1        | 0        | 0        | 0        | 0        | 3.1         | 6         | 3         | 3         | 2        | 0        | 0         | 0        | 5         | 0        | 0        | .375        |
| Manaea, S        | 0        | 0        | —           | 0        | 0        | 0        | 0        | 0        | 0        | 0.0         | 0         | 0         | 0         | 0        | 0        | 0         | 0        | 0         | 0        | 0        | —           |
| McFarland, T     | 0        | 0        | —           | 0        | 0        | 0        | 0        | 0        | 0        | 0.0         | 0         | 0         | 0         | 0        | 0        | 0         | 0        | 0         | 0        | 0        | —           |
| Minor, M         | 0        | 0        | —           | 0        | 0        | 0        | 0        | 0        | 0        | 0.0         | 0         | 0         | 0         | 0        | 0        | 0         | 0        | 0         | 0        | 0        | —           |
| Montas, F        | 1        | 0        | 4.50        | 1        | 0        | 0        | 0        | 0        | 0        | 2.0         | 2         | 1         | 1         | 0        | 0        | 0         | 0        | 2         | 0        | 0        | .250        |
| Petit, Y         | 0        | 0        | 7.71        | 2        | 0        | 0        | 0        | 0        | 0        | 2.1         | 4         | 2         | 2         | 0        | 0        | 0         | 0        | 2         | 0        | 0        | .364        |
| Soria, J         | 0        | 0        | 4.50        | 2        | 0        | 0        | 0        | 0        | 0        | 2.0         | 2         | 1         | 1         | 1        | 0        | 1         | 0        | 1         | 0        | 0        | .286        |
| Trivino, L       | 0        | 0        | 0.00        | 1        | 0        | 0        | 0        | 0        | 0        | 0.2         | 0         | 0         | 0         | 0        | 1        | 0         | 0        | 0         | 0        | 0        | .000        |
| Wendelken, J     | 0        | 0        | 0.00        | 2        | 0        | 0        | 0        | 0        | 0        | 3.2         | 1         | 0         | 0         | 0        | 0        | 0         | 0        | 3         | 0        | 0        | .083        |
| <b>OAKLAND</b>   | <b>2</b> | <b>1</b> | <b>3.67</b> | <b>3</b> | <b>3</b> | <b>0</b> | <b>3</b> | <b>0</b> | <b>2</b> | <b>27.0</b> | <b>31</b> | <b>11</b> | <b>11</b> | <b>5</b> | <b>1</b> | <b>6</b>  | <b>0</b> | <b>29</b> | <b>1</b> | <b>0</b> | <b>.277</b> |
| <b>OPPONENTS</b> | <b>1</b> | <b>2</b> | <b>3.24</b> | <b>3</b> | <b>3</b> | <b>0</b> | <b>3</b> | <b>0</b> | <b>1</b> | <b>25.0</b> | <b>18</b> | <b>12</b> | <b>9</b>  | <b>3</b> | <b>0</b> | <b>11</b> | <b>1</b> | <b>22</b> | <b>0</b> | <b>0</b> | <b>.194</b> |

# WILD CARD RESULTS

| DATE | G | OPP | W-L | SCORE | REC | WINNER  | LOSER    | SAVE     | ATT. |
|------|---|-----|-----|-------|-----|---------|----------|----------|------|
| 9/29 | 1 | CWS | L   | 1-4   | 0-1 | Giolito | Luzardo  | Colome   |      |
| 9/30 | 2 | CWS | W   | 5-3   | 1-1 | Bassitt | Keuchel  | Diekman  |      |
| 10/1 | 3 | CWS | W   | 6-4   | 2-1 | Montas  | Marshall | Hendriks |      |

# DIVISION SERIES RESULTS

| DATE | G | OPP  | W-L | SCORE | REC | WINNER   | LOSER     | SAVE    | ATT. |
|------|---|------|-----|-------|-----|----------|-----------|---------|------|
| 10/5 | 1 | HOU  | L   | 5-10  | 0-1 | Taylor   | Wendelken |         |      |
| 10/6 | 2 | HOU  | L   | 2-5   | 0-2 | Valdez   | Manaea    | Pressly |      |
| 10/7 | 3 | *HOU | W   | 9-7   | 1-2 | Hendriks | Raley     |         |      |
| 10/8 | 4 | *HOU | L   | 6-11  | 1-3 | Javier   | Montas    |         |      |

All games at Dodger Stadium. \* indicates A's are visiting team

# DIVISION SERIES STATISTICS

+ = ROOKIE

| PLAYER           | AVG         | G        | AB         | R         | H         | TB        | 2B       | 3B       | HR        | RBI       | SH       | SF       | HP       | BB        | IBB      | SO        | SB       | CS       | GI       |          |              |             |             |       |
|------------------|-------------|----------|------------|-----------|-----------|-----------|----------|----------|-----------|-----------|----------|----------|----------|-----------|----------|-----------|----------|----------|----------|----------|--------------|-------------|-------------|-------|
|                  |             |          |            |           |           |           |          |          |           |           |          |          |          |           |          |           |          |          | DP       | E        | OBP          | SLG         | OPS         |       |
| Canha, M         | .200        | 4        | 15         | 2         | 3         | 6         | 0        | 0        | 1         | 2         | 0        | 1        | 0        | 0         | 0        | 6         | 0        | 0        | 0        | 0        | 0            | 1.188       | .400        | .588  |
| Davis, K         | .250        | 4        | 16         | 2         | 4         | 10        | 0        | 0        | 2         | 3         | 0        | 0        | 1        | 0         | 0        | 8         | 0        | 0        | 0        | 0        | 0            | 0.294       | .625        | .919  |
| Grossman, R      | .300        | 4        | 10         | 2         | 3         | 5         | 2        | 0        | 0         | 0         | 0        | 0        | 0        | 2         | 0        | 2         | 0        | 0        | 0        | 0        | 0            | 0.417       | .500        | .917  |
| +Heim, J         | —           | 0        | 0          | 0         | 0         | 0         | 0        | 0        | 0         | 0         | 0        | 0        | 0        | 0         | 0        | 0         | 0        | 0        | 0        | 0        | 0            | —           | —           | —     |
| Kemp, T          | —           | 0        | 0          | 0         | 0         | 0         | 0        | 0        | 0         | 0         | 0        | 0        | 0        | 0         | 0        | 0         | 0        | 0        | 0        | 0        | 0            | —           | —           | —     |
| La Stella, T     | .313        | 4        | 16         | 2         | 5         | 9         | 1        | 0        | 1         | 2         | 0        | 0        | 1        | 1         | 0        | 1         | 0        | 0        | 1        | 0        | 0            | 0.389       | .563        | .951  |
| Lamb, J          | .000        | 1        | 2          | 0         | 0         | 0         | 0        | 0        | 0         | 0         | 0        | 0        | 0        | 0         | 0        | 1         | 0        | 0        | 1        | 0        | 0            | 0.000       | .000        | .000  |
| Laureano, R      | .200        | 4        | 15         | 3         | 3         | 10        | 1        | 0        | 2         | 4         | 0        | 0        | 1        | 0         | 3        | 0         | 0        | 1        | 0        | 0        | 0            | 0.250       | .667        | .917  |
| +Murphy, S       | .143        | 4        | 14         | 1         | 2         | 5         | 0        | 0        | 1         | 2         | 0        | 0        | 1        | 0         | 0        | 3         | 0        | 0        | 0        | 0        | 0            | 0.133       | .357        | .490  |
| Olson, M         | .214        | 4        | 14         | 4         | 3         | 9         | 0        | 0        | 2         | 2         | 0        | 0        | 0        | 2         | 0        | 4         | 0        | 0        | 1        | 1        | 0            | 0.313       | .643        | .955  |
| Orf, N           | .000        | 1        | 0          | 0         | 0         | 0         | 0        | 0        | 0         | 0         | 0        | 0        | 0        | 0         | 0        | 0         | 0        | 0        | 0        | 0        | 0            | 0.000       | .000        | .000  |
| Pinder, C        | .308        | 4        | 13         | 2         | 4         | 11        | 1        | 0        | 2         | 5         | 0        | 1        | 0        | 2         | 0        | 4         | 0        | 0        | 1        | 0        | 0            | 0.375       | .846        | 1.221 |
| Piscotty, S      | .250        | 2        | 4          | 0         | 1         | 1         | 0        | 0        | 0         | 0         | 0        | 0        | 0        | 0         | 0        | 0         | 0        | 0        | 0        | 0        | 0            | 0.250       | .250        | .500  |
| Semien, M        | .533        | 4        | 15         | 4         | 8         | 11        | 0        | 0        | 1         | 2         | 0        | 0        | 0        | 3         | 0        | 0         | 0        | 0        | 0        | 0        | 0            | 0.611       | .733        | 1.344 |
| <b>OAKLAND</b>   | <b>.269</b> | <b>4</b> | <b>134</b> | <b>22</b> | <b>36</b> | <b>77</b> | <b>5</b> | <b>0</b> | <b>12</b> | <b>22</b> | <b>0</b> | <b>3</b> | <b>2</b> | <b>11</b> | <b>0</b> | <b>32</b> | <b>0</b> | <b>0</b> | <b>5</b> | <b>3</b> | <b>3.327</b> | <b>.575</b> | <b>.901</b> |       |
| <b>OPPONENTS</b> | <b>.322</b> | <b>4</b> | <b>143</b> | <b>33</b> | <b>46</b> | <b>85</b> | <b>3</b> | <b>0</b> | <b>12</b> | <b>33</b> | <b>0</b> | <b>1</b> | <b>5</b> | <b>11</b> | <b>1</b> | <b>28</b> | <b>0</b> | <b>1</b> | <b>6</b> | <b>1</b> | <b>3.888</b> | <b>.594</b> | <b>.982</b> |       |

| PITCHER          | W        | L        | ERA         | G        | GS       | CG       | GF       | SHO      | SV       | IP          | H         | R         | ER        | HR        | HB       | BB        | IBB      | SO        | WP       | BK       | AVG         |
|------------------|----------|----------|-------------|----------|----------|----------|----------|----------|----------|-------------|-----------|-----------|-----------|-----------|----------|-----------|----------|-----------|----------|----------|-------------|
|                  |          |          |             |          |          |          |          |          |          |             |           |           |           |           |          |           |          |           |          |          |             |
| Diekman, J       | 0        | 0        | 6.00        | 3        | 0        | 0        | 0        | 0        | 0        | 3.0         | 3         | 2         | 2         | 1         | 1        | 0         | 0        | 4         | 0        | 0        | .250        |
| Fiers, M         | 0        | 0        | —           | 0        | 0        | 0        | 0        | 0        | 0        | 0.0         | 0         | 0         | 0         | 0         | 0        | 0         | 0        | 0         | 0        | 0        | —           |
| Hendriks, L      | 1        | 0        | 0.00        | 1        | 0        | 0        | 1        | 0        | 0        | 3.0         | 1         | 0         | 0         | 0         | 0        | 0         | 0        | 4         | 0        | 0        | .100        |
| +Luzardo, J      | 0        | 0        | 8.31        | 1        | 1        | 0        | 0        | 0        | 0        | 4.1         | 5         | 4         | 4         | 2         | 0        | 2         | 0        | 2         | 0        | 0        | .313        |
| Manaea, S        | 0        | 1        | 8.31        | 1        | 1        | 0        | 0        | 0        | 0        | 4.1         | 5         | 4         | 4         | 2         | 0        | 1         | 0        | 2         | 0        | 0        | .294        |
| McFarland, T     | 0        | 0        | 0.00        | 2        | 0        | 0        | 2        | 0        | 0        | 2.0         | 0         | 0         | 0         | 0         | 0        | 1         | 0        | 2         | 0        | 0        | .000        |
| Minor, M         | 0        | 0        | 0.00        | 3        | 0        | 0        | 0        | 0        | 0        | 3.2         | 2         | 0         | 0         | 0         | 2        | 1         | 0        | 2         | 0        | 0        | .182        |
| Montas, F        | 0        | 1        | 12.27       | 1        | 1        | 0        | 0        | 0        | 0        | 3.2         | 7         | 5         | 5         | 2         | 0        | 1         | 0        | 3         | 0        | 0        | .389        |
| Petit, Y         | 0        | 0        | 18.00       | 3        | 0        | 0        | 0        | 0        | 0        | 2.0         | 4         | 4         | 4         | 1         | 1        | 1         | 1        | 2         | 0        | 0        | .444        |
| Soria, J         | 0        | 0        | 9.00        | 2        | 0        | 0        | 0        | 0        | 0        | 2.0         | 3         | 2         | 2         | 0         | 0        | 1         | 0        | 0         | 0        | 0        | .333        |
| Trivino, L       | 0        | 0        | 4.50        | 3        | 0        | 0        | 1        | 0        | 0        | 2.0         | 1         | 1         | 1         | 1         | 1        | 1         | 0        | 2         | 0        | 0        | .167        |
| +Weems, J        | 0        | 0        | INF         | 1        | 0        | 0        | 0        | 0        | 0        | 0.0         | 2         | 2         | 2         | 0         | 0        | 1         | 0        | 0         | 0        | 0        | 0.000       |
| Wendelken, J     | 0        | 1        | 18.00       | 2        | 0        | 0        | 0        | 0        | 0        | 1.0         | 4         | 6         | 2         | 1         | 0        | 1         | 0        | 1         | 0        | 0        | .500        |
| <b>OAKLAND</b>   | <b>1</b> | <b>3</b> | <b>7.46</b> | <b>4</b> | <b>4</b> | <b>0</b> | <b>4</b> | <b>0</b> | <b>0</b> | <b>35.0</b> | <b>46</b> | <b>33</b> | <b>29</b> | <b>12</b> | <b>5</b> | <b>11</b> | <b>1</b> | <b>28</b> | <b>0</b> | <b>0</b> | <b>.322</b> |
| <b>OPPONENTS</b> | <b>3</b> | <b>1</b> | <b>5.25</b> | <b>4</b> | <b>4</b> | <b>0</b> | <b>4</b> | <b>0</b> | <b>1</b> | <b>36.0</b> | <b>36</b> | <b>22</b> | <b>21</b> | <b>12</b> | <b>2</b> | <b>11</b> | <b>0</b> | <b>32</b> | <b>0</b> | <b>0</b> | <b>.269</b> |

# MISCELLANEOUS STATS

## Multiple Hit Games

## Multiple RBI Games

## Game Tying/Go Ahead RBI

| PLAYER    | 2  | 3 | 4 | 5 | TOT | PLAYER    | 2 | 3 | 4 | 5 | 6 | TOT | PLAYER    | GT | GA | TOT |
|-----------|----|---|---|---|-----|-----------|---|---|---|---|---|-----|-----------|----|----|-----|
| Allen     | 1  | 0 | 0 | 0 | 1   | Allen     | 1 | 0 | 0 | 0 | 0 | 1   | Allen     | 2  | 1  | 3   |
| Canha     | 13 | 1 | 0 | 0 | 14  | Canha     | 7 | 2 | 1 | 0 | 0 | 10  | Canha     | 3  | 7  | 10  |
| Chapman   | 9  | 2 | 0 | 0 | 11  | Chapman   | 3 | 1 | 0 | 0 | 1 | 5   | Chapman   | 1  | 6  | 7   |
| Davis     | 5  | 0 | 0 | 0 | 5   | Davis     | 3 | 0 | 0 | 0 | 0 | 3   | Davis     | 0  | 2  | 2   |
| Grossman  | 8  | 1 | 0 | 0 | 9   | Grossman  | 3 | 0 | 0 | 0 | 0 | 3   | Grossman  | 1  | 9  | 10  |
| Heim      | 2  | 0 | 0 | 0 | 2   | Heim      | 1 | 0 | 0 | 0 | 0 | 1   | Kemp      | 0  | 3  | 3   |
| Kemp      | 2  | 1 | 0 | 0 | 3   | Lamb      | 2 | 0 | 0 | 0 | 0 | 2   | Lamb      | 0  | 2  | 2   |
| Lamb      | 2  | 0 | 0 | 0 | 2   | La Stella | 3 | 0 | 0 | 0 | 0 | 3   | La Stella | 1  | 0  | 1   |
| La Stella | 8  | 0 | 0 | 0 | 8   | Laureano  | 5 | 2 | 0 | 0 | 0 | 7   | Laureano  | 5  | 7  | 12  |
| Laureano  | 12 | 0 | 0 | 0 | 12  | Murphy    | 1 | 1 | 0 | 0 | 0 | 2   | Murphy    | 1  | 0  | 1   |
| Machin    | 0  | 1 | 0 | 0 | 1   | Olson     | 5 | 4 | 1 | 1 | 0 | 11  | Olson     | 4  | 11 | 15  |
| Murphy    | 3  | 0 | 0 | 0 | 3   | Pinder    | 3 | 0 | 0 | 0 | 0 | 3   | Pinder    | 2  | 1  | 3   |
| Olson     | 7  | 2 | 0 | 0 | 9   | Piscotty  | 0 | 2 | 2 | 1 | 0 | 5   | Piscotty  | 3  | 3  | 6   |
| Pinder    | 1  | 1 | 0 | 0 | 2   | Semien    | 4 | 0 | 2 | 0 | 0 | 6   | Semien    | 0  | 5  | 5   |
| Piscotty  | 12 | 0 | 0 | 0 | 12  |           |   |   |   |   |   |     |           |    |    |     |
| Semien    | 7  | 2 | 0 | 0 | 9   |           |   |   |   |   |   |     |           |    |    |     |

## CLUB STATISTICS

| AL West                | Home      |           | Road      |           | Totals    |           | SHutouts | SHO - Individual | Extra Innings | One-Run Decisions | Two-Run Decisions | vs. LH Starters | vs. RH Starters | Grass Fields | Artificial Fields | Day Games | Night Games      | Oak | Opp. |
|------------------------|-----------|-----------|-----------|-----------|-----------|-----------|----------|------------------|---------------|-------------------|-------------------|-----------------|-----------------|--------------|-------------------|-----------|------------------|-----|------|
|                        | W         | L         | W         | L         | W         | L         |          |                  |               |                   |                   |                 |                 |              |                   |           |                  |     |      |
| vs. Houston            | 7         | 1         | 0         | 2         | 7         | 3         |          |                  |               |                   |                   |                 |                 |              |                   |           |                  |     |      |
| vs. Los Angeles        | 5         | 2         | 1         | 2         | 6         | 4         |          |                  |               |                   |                   |                 |                 |              |                   |           |                  |     |      |
| vs. Seattle            | 2         | 2         | 4         | 2         | 6         | 4         |          |                  |               |                   |                   |                 |                 |              |                   |           |                  |     |      |
| vs. Texas              | 3         | 0         | 4         | 3         | 7         | 3         |          |                  |               |                   |                   |                 |                 |              |                   |           |                  |     |      |
| <b>Totals vs. West</b> | <b>17</b> | <b>5</b>  | <b>9</b>  | <b>9</b>  | <b>26</b> | <b>14</b> |          |                  |               |                   |                   |                 |                 |              |                   |           |                  |     |      |
| <b>Totals vs. A.L.</b> | <b>17</b> | <b>5</b>  | <b>9</b>  | <b>9</b>  | <b>26</b> | <b>14</b> |          |                  |               |                   |                   |                 |                 |              |                   |           |                  |     |      |
| NL                     | W         | L         | W         | L         | W         | L         |          |                  |               |                   |                   |                 |                 |              |                   |           |                  |     |      |
| vs. Arizona            | 2         | 0         | 0         | 2         | 2         | 2         |          |                  |               |                   |                   |                 |                 |              |                   |           |                  |     |      |
| vs. Colorado           | 0         | 2         | 1         | 1         | 1         | 3         |          |                  |               |                   |                   |                 |                 |              |                   |           |                  |     |      |
| vs. Los Angeles        | 0         | 0         | 1         | 2         | 1         | 2         |          |                  |               |                   |                   |                 |                 |              |                   |           |                  |     |      |
| vs. San Diego          | 1         | 2         | 0         | 0         | 1         | 2         |          |                  |               |                   |                   |                 |                 |              |                   |           |                  |     |      |
| vs. San Francisco      | 2         | 1         | 3         | 0         | 5         | 1         |          |                  |               |                   |                   |                 |                 |              |                   |           |                  |     |      |
| <b>Totals</b>          | <b>5</b>  | <b>5</b>  | <b>5</b>  | <b>5</b>  | <b>10</b> | <b>10</b> |          |                  |               |                   |                   |                 |                 |              |                   |           |                  |     |      |
| <b>Overall Totals</b>  | <b>22</b> | <b>10</b> | <b>14</b> | <b>14</b> | <b>36</b> | <b>24</b> |          |                  |               |                   |                   |                 |                 |              |                   |           |                  |     |      |
|                        |           |           |           |           |           |           |          |                  |               |                   |                   |                 |                 |              |                   |           | Double Plays     | 33  | 49   |
|                        |           |           |           |           |           |           |          |                  |               |                   |                   |                 |                 |              |                   |           | Triple Plays     | 0   | 0    |
|                        |           |           |           |           |           |           |          |                  |               |                   |                   |                 |                 |              |                   |           | Left On Base     | 400 | 397  |
|                        |           |           |           |           |           |           |          |                  |               |                   |                   |                 |                 |              |                   |           | Solo HR          | 40  | 40   |
|                        |           |           |           |           |           |           |          |                  |               |                   |                   |                 |                 |              |                   |           | Two-Run HR       | 19  | 19   |
|                        |           |           |           |           |           |           |          |                  |               |                   |                   |                 |                 |              |                   |           | Three-Run HR     | 8   | 9    |
|                        |           |           |           |           |           |           |          |                  |               |                   |                   |                 |                 |              |                   |           | Grand Slam HR    | 4   | 1    |
|                        |           |           |           |           |           |           |          |                  |               |                   |                   |                 |                 |              |                   |           | Home Runs (Home) | 36  | 25   |
|                        |           |           |           |           |           |           |          |                  |               |                   |                   |                 |                 |              |                   |           | Home Runs (Away) | 35  | 44   |

## HIGHS AND LOWS

### CLUB

|   |  |
|---|--|
| Longest Winning Streak.....             | 9, August 1 to 9                               |
| Longest Winning Streak, Home.....       | 9, August 4 to 21                              |
| Longest Winning Streak, Road.....       | 4, August 12 to 16                             |
| Longest Losing Streak.....              | 3, August 29 to September 4                    |
| .....                                   | 3, July 28 to 31                               |
| Longest Losing Streak, Home.....        | 2, September 26                                |
| .....                                   | 2, July 28 to 29                               |
| Longest Losing Streak, Road.....        | 3, August 17 to 24                             |
| Most Runs, Game, A's.....               | 15, August 16 at San Francisco                 |
| Most Runs, Game, Opponents.....         | 14, September 20 vs. San Francisco             |
| Most Runs, Inning, A's.....             | 9, August 16 at San Francisco (5th)            |
| Most Runs, Inning, Opponents.....       | 8, September 26 vs. Seattle G#2 (3rd)          |
| Largest Margin, Victory.....            | 12, August 16 at San Francisco (15-3)          |
| Largest Margin, Loss.....               | 12, September 20 vs. San Francisco (2-14)      |
| Most Hits, Game, A's.....               | 17, August 16 at San Francisco                 |
| Most Hits, Game, Opponents.....         | 15, September 20 vs. San Francisco             |
| Most Hits, Inning, A's.....             | 8, August 16 at San Francisco (5th)            |
| .....                                   | 8, August 3 at Seattle (5th)                   |
| Most Hits, Inning, Opponents.....       | 7, September 26 vs. Seattle G#2 (3rd)          |
| Most Home Runs, Game, A's.....          | 4, August 15 at San Francisco                  |
| .....                                   | 4, August 5 vs. Texas                          |
| Most Home Runs, Game, Opponents.....    | 4, September 22 at Los Angeles-NL              |
| .....                                   | 4, August 11 at Los Angeles-AL                 |
| .....                                   | 4, August 10 at Los Angeles-AL                 |
| Most Doubles, Game, A's.....            | 6, September 25 vs. Seattle                    |
| Most Doubles, Game, Opponents.....      | 4, July 28 vs. Colorado                        |
| Most Triples, Game, A's.....            | 2, August 16 at San Francisco                  |
| Most Triples, Game, Opponents.....      | 1, August 29 at Houston G#2                    |
| .....                                   | 1, August 15 at San Francisco                  |
| .....                                   | 1, August 6 vs. Texas                          |
| Most Stolen Bases, Game, A's.....       | 2, September 14 at Seattle G#2                 |
| .....                                   | 2, July 25 vs. Los Angeles-AL                  |
| Most Stolen Bases, Game, Opponents..... | 2 (six times), last: September 6 vs. San Diego |

|  |  |
|--|--|
| Most Strikeouts, A's Pitchers.....           | 16, September 27 vs. Seattle                         |
| Most Strikeouts, Opponents Pitchers.....     | 16, September 24 at Los Angeles-NL                   |
| Most Walks, A's Pitchers.....                | 8, September 20 vs. San Francisco                    |
| Most Walks, Opponents Pitchers.....          | 11, August 3 at Seattle                              |
| Fewest Hits Allowed, A's Pitchers.....       | 2, September 14 at Seattle G#2                       |
| .....  | 2, September 10 vs. Houston                          |
| Fewest Hits Allowed, Opponents Pitchers..... | 3, September 24 at Los Angeles-NL                    |
| .....  | 3, July 31 at Seattle                                |
| Most Left on Base, Nine Inning Game.....     | 13, August 3 at Seattle                              |
| Most Left on Base, Extra Inning Game.....    | 18, August 7 vs. Houston (13)                        |
| Fewest Left on Base, Game.....               | 3 (five times), last: September 23 at Los Angeles-NL |
| Most Errors, Game.....                       | 3, August 22 vs. Los Angeles-AL                      |
| Largest Comeback in Win.....                 | 6, August 14 at San Francisco                        |
| Largest Lead Surrendered in Loss.....        | 5, September 14 at Seattle G#1                       |
| .....  | 5, August 10 at Los Angeles-AL                       |

## INDIVIDUAL

|   |   |
|---|---|
| Grand Slams.....                        | Matt Olson, July 24 vs. Los Angeles-AL (Hoby Milner)                |
| .....                                   | Stephen Piscotty, August 4 vs. Texas (Jesse Chavez)                 |
| .....                                   | Stephen Piscotty, August 14 at San Francisco (Trevor Gott)          |
| .....                                   | Matt Olson, September 11 at Texas (Luis Garcia)                     |
| Pinch Hit Home Runs.....                | Chad Pinder, August 16 at San Francisco (Wandy Peralta)             |
| Lead Off Home Runs.....                 | Marcus Semien, August 8 vs. Houston (Framber Valdez)                |
| .....                                   | Marcus Semien, August 21 vs. Los Angeles-AL (Andrew Heaney)         |
| .....                                   | Ramón Laureano, August 29 at Houston (G#2) (Zack Greinke)           |
| Inside-The-Park Home Runs.....          | None  |
| Game Ending Home Runs.....              | Matt Olson, July 24 vs. Los Angeles-AL (Hoby Milner)                |
| .....                                   | Stephen Piscotty, August 4 vs. Texas (Jesse Chavez)                 |
| .....                                   | Mark Canha, September 25 vs. Seattle (Joey Gerber)                  |
| Back-to-Back Home Runs.....             | Mark Canha and Jake Lamb, September 14 at Seattle G#2 (6th)         |
| .....                                   | Matt Olson and Matt Chapman, August 9 vs. Houston (3rd)             |
| Longest Hitting Streak.....             | 8, Tommy La Stella, September 12 (G#2) to 19                        |
| .....                                   | 8, Marcus Semien, August 11 to 19                                   |
| Most Runs, Game.....                    | 3 (five times), last: Sean Murphy, September 27 vs. Seattle         |
| Most Hits, Game.....                    | 3 (11 times), last: Robbie Grossman, September 26 vs. Seattle (G#2) |
| Most Doubles, Game.....                 | 2, Ramón Laureano, September 25 vs. Seattle                         |
| .....                                   | 2, Tommy La Stella, September 9 vs. Houston                         |
| .....                                   | 2, Matt Chapman, August 12 at Los Angeles-AL                        |
| Most Triples, Game.....                 | 1 (11 times), last: Tommy La Stella, September 26 vs. Seattle       |
| Most Home Runs, Game.....               | 2, Robbie Grossman, September 26 vs. Seattle (G#2)                  |
| .....                                   | 2, Matt Chapman, August 20 vs. Arizona                              |
| .....                                   | 2, Matt Chapman, August 10 at Los Angeles-AL                        |
| .....                                   | 2, Matt Olson, August 5 vs. Texas                                   |
| Most Runs Batted In, Game.....          | 6, Matt Chapman, August 10 at Los Angeles-AL                        |
| Most Walks, Game.....                   | 3 (six times), last: Khris Davis, September 12 at Texas             |
| Most Strikeouts, Game.....              | 5, Matt Chapman, September 5 vs. San Diego                          |
| Most Stolen Bases, Game.....            | 2, Robbie Grossman, September 14 at Seattle G#1                     |
| .....                                   | 2, Robbie Grossman, July 25 vs. Los Angeles-AL                      |
| Longest Winning Streak.....             | 4, Sean Manaea, August 20 to September 10                           |
| Longest Losing Streak.....              | 2 (six streaks tied)  |
| Most Strikeouts, Game.....              | 13, Frankie Montas, September 27 vs. Seattle                        |
| Most Walks, Game.....                   | 4, Frankie Montas, August 18 at Arizona                             |
| .....                                   | 4, Frankie Montas, August 3 at Seattle                              |
| Most Innings, Game, Starter.....        | 7.0 (eight times), last: Chris Bassitt, September 25 vs. Seattle    |
| Most Innings, Game, Reliever.....       | 4.0, Daniel Mengden, August 18 at Arizona                           |
| Low Hit Complete Game.....              | 2, Mike Minor, September 14 at Seattle G#2                          |
| Most Consecutive Scoreless Innings..... | 18.1, Jake Diekman, July 24 to September 19                         |
| Most Consecutive Batters Retired.....   | 17, Burch Smith, July 31 to August 9                                |

## OAKLAND A'S SUSPENDED GAMES

| Date          | Opponent   | Reason | Status                                   | Completed            | Final       |
|---------------|------------|--------|--|----------------------|-------------|
| May 19, 2019  | at Detroit | Rain   | A's leading 5-3 in the bottom of the 7th | Sept. 6 (at Oakland) | W, 7-3      |
| April 6, 1998 | Cleveland  | Curfew | A's trailing 6-5 after eight innings     | April 8              | L, 5-6      |
| Aug. 10, 1972 | Chicago    | Curfew | Tied 3-3 after 17 innings                | Aug. 11              | W, 5-3 (19) |



## GENERAL

|  |  |
|--|--|
| Longest Game, Innings.....             | 13, August 7 vs. Houston                 |
| Longest Game, Time, Nine Innings.....  | 3:41, August 10 at Los Angeles-AL        |
| Longest Game, Time, Extra Innings..... | 4:13, August 7 vs. Houston (13)          |
| Shortest Game, Time.....               | 1:58, September 12 at Texas G#1 (7 inn.) |
| Shortest Game, Time, Nine Innings..... | 2:18, September 10 vs. Houston           |
| Postponement, Home.....                | None                                     |
| Postponement, Road.....                | August 27 at Texas (Protest)             |
|  | August 28 at Houston (Protest)           |
|  | August 30 at Houston (Covid-19)          |
|  | September 1-3 at Seattle (Covid-19)      |

## BATTING WITH RISP

| PLAYER           | AVG         | AB         | H          | TB         | 2B        | 3B       | HR        | RBI        | SAC      | SF        | HBP       | BB        | IBB      | SO         | GDP       | OBP         | SLG         | OPS         |
|------------------|-------------|------------|------------|------------|-----------|----------|-----------|------------|----------|-----------|-----------|-----------|----------|------------|-----------|-------------|-------------|-------------|
| Allen, A         | .143        | 7          | 1          | 1          | 0         | 0        | 0         | 1          | 0        | 0         | 0         | 0         | 0        | 3          | 0         | .143        | .143        | .286        |
| Barreto, F       | .000        | 3          | 0          | 0          | 0         | 0        | 0         | 0          | 0        | 0         | 0         | 0         | 0        | 3          | 0         | .000        | .000        | .000        |
| Brown, S         | .000        | 2          | 0          | 0          | 0         | 0        | 0         | 0          | 0        | 0         | 0         | 0         | 0        | 1          | 0         | .000        | .000        | .000        |
| Canha, M         | .302        | 43         | 13         | 28         | 1         | 1        | 4         | 32         | 0        | 5         | 3         | 8         | 1        | 9          | 1         | .407        | .651        | 1.058       |
| Chapman, M       | .250        | 40         | 10         | 21         | 4         | 2        | 1         | 14         | 0        | 1         | 0         | 3         | 0        | 16         | 2         | .295        | .525        | .820        |
| Davis, K         | .107        | 28         | 3          | 3          | 0         | 0        | 0         | 7          | 0        | 1         | 1         | 4         | 0        | 10         | 3         | .235        | .107        | .342        |
| Grossman, R      | .205        | 39         | 8          | 14         | 3         | 0        | 1         | 14         | 0        | 0         | 2         | 7         | 2        | 5          | 0         | .354        | .359        | .713        |
| Heim, J          | .417        | 12         | 5          | 5          | 0         | 0        | 0         | 5          | 0        | 0         | 0         | 1         | 0        | 0          | 0         | .462        | .417        | .878        |
| Kemp, T          | .059        | 17         | 1          | 2          | 1         | 0        | 0         | 3          | 1        | 2         | 1         | 5         | 0        | 7          | 0         | .280        | .118        | .398        |
| La Stella, T     | .300        | 20         | 6          | 10         | 2         | 1        | 0         | 10         | 0        | 1         | 0         | 2         | 0        | 0          | 0         | .348        | .500        | .848        |
| Lamb, J          | .400        | 10         | 4          | 4          | 0         | 0        | 0         | 5          | 0        | 0         | 0         | 0         | 0        | 2          | 0         | .400        | .400        | .800        |
| Laureano, R      | .278        | 36         | 10         | 18         | 2         | 0        | 2         | 19         | 0        | 3         | 3         | 6         | 0        | 12         | 1         | .396        | .500        | .896        |
| Machin, V        | .000        | 17         | 0          | 0          | 0         | 0        | 0         | 0          | 0        | 0         | 0         | 0         | 0        | 4          | 3         | .000        | .000        | .000        |
| Murphy, S        | .192        | 26         | 5          | 5          | 0         | 0        | 0         | 6          | 0        | 0         | 0         | 8         | 0        | 11         | 0         | .382        | .192        | .575        |
| Olson, M         | .214        | 70         | 15         | 36         | 1         | 1        | 6         | 29         | 0        | 0         | 0         | 12        | 2        | 28         | 0         | .329        | .514        | .844        |
| Orf, N           | .000        | 2          | 0          | 0          | 0         | 0        | 0         | 0          | 0        | 0         | 0         | 0         | 0        | 1          | 0         | .000        | .000        | .000        |
| Pinder, C        | .267        | 15         | 4          | 7          | 0         | 0        | 1         | 6          | 0        | 0         | 0         | 4         | 0        | 5          | 1         | .421        | .467        | .888        |
| Piscotty, S      | .304        | 46         | 14         | 27         | 4         | 0        | 3         | 27         | 0        | 1         | 0         | 2         | 0        | 12         | 2         | .327        | .587        | .914        |
| Semien, M        | .220        | 50         | 11         | 26         | 1         | 1        | 4         | 19         | 0        | 0         | 0         | 6         | 0        | 8          | 2         | .304        | .520        | .824        |
| <b>OAKLAND</b>   | <b>.228</b> | <b>483</b> | <b>110</b> | <b>207</b> | <b>19</b> | <b>6</b> | <b>22</b> | <b>197</b> | <b>1</b> | <b>14</b> | <b>10</b> | <b>68</b> | <b>5</b> | <b>137</b> | <b>15</b> | <b>.327</b> | <b>.429</b> | <b>.756</b> |
| <b>OPPONENTS</b> | <b>.246</b> | <b>418</b> | <b>103</b> | <b>167</b> | <b>15</b> | <b>2</b> | <b>15</b> | <b>149</b> | <b>3</b> | <b>15</b> | <b>3</b>  | <b>51</b> | <b>6</b> | <b>103</b> | <b>10</b> | <b>.322</b> | <b>.400</b> | <b>.722</b> |

## BATTING WITH THE BASES LOADED

| PLAYER           | AVG         | AB        | H         | TB        | 2B       | 3B       | HR       | RBI       | SAC      | SF       | HBP      | BB       | IBB      | SO        | GDP      | OBP         | SLG         | OPS          |
|------------------|-------------|-----------|-----------|-----------|----------|----------|----------|-----------|----------|----------|----------|----------|----------|-----------|----------|-------------|-------------|--------------|
| Allen, A         | .000        | 1         | 0         | 0         | 0        | 0        | 0        | 0         | 0        | 0        | 0        | 0        | 0        | 1         | 0        | .000        | .000        | .000         |
| Canha, M         | .600        | 5         | 3         | 4         | 1        | 0        | 0        | 9         | 0        | 1        | 1        | 2        | 0        | 1         | 0        | .667        | .800        | 1.467        |
| Chapman, M       | .200        | 5         | 1         | 3         | 0        | 1        | 0        | 4         | 0        | 1        | 0        | 0        | 0        | 1         | 1        | .167        | .600        | .767         |
| Davis, K         | .333        | 3         | 1         | 1         | 0        | 0        | 0        | 3         | 0        | 0        | 0        | 1        | 0        | 0         | 1        | .500        | .333        | .833         |
| Grossman, R      | .333        | 3         | 1         | 2         | 1        | 0        | 0        | 4         | 0        | 0        | 1        | 1        | 0        | 1         | 0        | .600        | .667        | 1.267        |
| Heim, J          | .000        | 1         | 0         | 0         | 0        | 0        | 0        | 0         | 0        | 0        | 0        | 0        | 0        | 0         | 0        | .000        | .000        | .000         |
| Kemp, T          | .000        | 1         | 0         | 0         | 0        | 0        | 0        | 0         | 0        | 0        | 0        | 0        | 0        | 1         | 0        | .000        | .000        | .000         |
| La Stella, T     | .000        | 1         | 0         | 0         | 0        | 0        | 0        | 1         | 0        | 1        | 0        | 0        | 0        | 0         | 0        | .000        | .000        | .000         |
| Lamb, J          | .333        | 3         | 1         | 1         | 0        | 0        | 0        | 2         | 0        | 0        | 0        | 0        | 0        | 1         | 0        | .333        | .333        | .667         |
| Laureano, R      | .400        | 5         | 2         | 2         | 0        | 0        | 0        | 4         | 0        | 0        | 0        | 0        | 0        | 1         | 0        | .400        | .400        | .800         |
| Machin, V        | .000        | 1         | 0         | 0         | 0        | 0        | 0        | 0         | 0        | 0        | 0        | 0        | 0        | 1         | 0        | .000        | .000        | .000         |
| Murphy, S        | .000        | 3         | 0         | 0         | 0        | 0        | 0        | 0         | 0        | 0        | 0        | 0        | 0        | 2         | 0        | .000        | .000        | .000         |
| Olson, M         | .400        | 5         | 2         | 8         | 0        | 0        | 2        | 10        | 0        | 0        | 0        | 2        | 0        | 3         | 0        | .571        | 1.600       | 2.171        |
| Orf, N           | .000        | 1         | 0         | 0         | 0        | 0        | 0        | 0         | 0        | 0        | 0        | 0        | 0        | 0         | 0        | .000        | .000        | .000         |
| Pinder, C        | .333        | 3         | 1         | 1         | 0        | 0        | 0        | 2         | 0        | 0        | 0        | 0        | 0        | 1         | 1        | .333        | .333        | .667         |
| Piscotty, S      | .600        | 5         | 3         | 10        | 1        | 0        | 2        | 11        | 0        | 0        | 0        | 0        | 0        | 1         | 0        | .600        | 2.000       | 2.600        |
| Semien, M        | .167        | 6         | 1         | 1         | 0        | 0        | 0        | 3         | 0        | 0        | 0        | 1        | 0        | 1         | 1        | .286        | .167        | .452         |
| <b>OAKLAND</b>   | <b>.308</b> | <b>52</b> | <b>16</b> | <b>33</b> | <b>3</b> | <b>1</b> | <b>4</b> | <b>53</b> | <b>0</b> | <b>3</b> | <b>2</b> | <b>7</b> | <b>0</b> | <b>16</b> | <b>4</b> | <b>.391</b> | <b>.635</b> | <b>1.025</b> |
| <b>OPPONENTS</b> | <b>.327</b> | <b>49</b> | <b>16</b> | <b>21</b> | <b>0</b> | <b>1</b> | <b>1</b> | <b>42</b> | <b>0</b> | <b>5</b> | <b>1</b> | <b>6</b> | <b>0</b> | <b>13</b> | <b>3</b> | <b>.377</b> | <b>.429</b> | <b>.806</b>  |

## DESIGNATED HITTING STATISTICS

| Player         | AVG         | G          | AB        | R         | H         | TB        | 2B       | 3B       | HR        | RBI      | SAC      | SF       | HBP       | BB       | IBB       | SO       | SB       | CS       | DP          | OBP         | SLG         | OPS  |
|----------------|-------------|------------|-----------|-----------|-----------|-----------|----------|----------|-----------|----------|----------|----------|-----------|----------|-----------|----------|----------|----------|-------------|-------------|-------------|------|
| Brown, S       | .000        |            | 2         | 0         | 0         | 0         | 0        | 0        | 0         | 0        | 0        | 0        | 0         | 0        | 0         | 0        | 0        | 0        | 0           | 0.000       | .000        | .000 |
| Canha, M       | .179        | 67         | 11        | 12        | 19        | 2         | 1        | 1        | 7         | 0        | 1        | 5        | 13        | 0        | 21        | 0        | 0        | 1        | .349        | .284        | .632        |      |
| Davis, K       | .210        | 81         | 9         | 17        | 28        | 5         | 0        | 2        | 10        | 0        | 1        | 3        | 9         | 0        | 24        | 0        | 0        | 4        | .309        | .346        | .654        |      |
| Grossman, R    | .000        | 0          | 0         | 0         | 0         | 0         | 0        | 0        | 1         | 0        | 0        | 1        | 0         | 0        | 0         | 0        | 0        | 0        | 1.000       | .000        | 1.000       |      |
| Kemp, T        | .000        | 0          | 0         | 0         | 0         | 0         | 0        | 0        | 0         | 0        | 0        | 0        | 0         | 0        | 0         | 0        | 0        | 0        | 0.000       | .000        | .000        |      |
| La Stella, T   | .333        | 21         | 3         | 7         | 9         | 2         | 0        | 0        | 3         | 0        | 0        | 0        | 3         | 0        | 0         | 0        | 0        | 1        | .417        | .429        | .845        |      |
| Lamb, J        | .429        | 7          | 3         | 3         | 8         | 2         | 0        | 1        | 1         | 0        | 0        | 0        | 1         | 0        | 1         | 0        | 0        | 0        | .500        | 1.143       | 1.643       |      |
| Laureano, R    | .000        | 3          | 0         | 0         | 0         | 0         | 0        | 0        | 0         | 0        | 0        | 0        | 1         | 0        | 3         | 0        | 0        | 0        | .250        | .000        | .250        |      |
| Machin, V      | .154        | 13         | 2         | 2         | 2         | 0         | 0        | 0        | 0         | 0        | 0        | 0        | 0         | 0        | 1         | 0        | 0        | 2        | .154        | .154        | .308        |      |
| Pinder, C      | .500        | 2          | 0         | 1         | 1         | 0         | 0        | 0        | 1         | 0        | 0        | 0        | 1         | 0        | 1         | 0        | 0        | 0        | .667        | .500        | 1.167       |      |
| <b>OAKLAND</b> | <b>.214</b> | <b>196</b> | <b>28</b> | <b>42</b> | <b>67</b> | <b>11</b> | <b>1</b> | <b>4</b> | <b>23</b> | <b>0</b> | <b>2</b> | <b>9</b> | <b>28</b> | <b>0</b> | <b>51</b> | <b>0</b> | <b>0</b> | <b>8</b> | <b>.336</b> | <b>.342</b> | <b>.678</b> |      |

## PINCH HITTING STATISTICS

| Player         | AVG         | G         | AB       | R        | H        | TB       | 2B       | 3B       | HR       | RBI      | SAC      | SF       | HBP      | BB       | IBB       | SO       | SB       | CS       | DP          | OBP         | SLG         | OPS |
|----------------|-------------|-----------|----------|----------|----------|----------|----------|----------|----------|----------|----------|----------|----------|----------|-----------|----------|----------|----------|-------------|-------------|-------------|-----|
| Barreto, F     | .000        | 3         | 0        | 0        | 0        | 0        | 0        | 0        | 0        | 0        | 0        | 0        | 0        | 0        | 2         | 0        | 0        | 0        | 0.000       | .000        | .000        |     |
| Barreto, F     | .000        | 4         | 0        | 0        | 0        | 0        | 0        | 0        | 0        | 0        | 0        | 0        | 0        | 0        | 3         | 0        | 0        | 0        | 0.000       | .000        | .000        |     |
| Brown, S       | .000        | 3         | 0        | 0        | 0        | 0        | 0        | 0        | 0        | 0        | 0        | 0        | 0        | 0        | 2         | 0        | 0        | 0        | 0.000       | .000        | .000        |     |
| Davis, K       | .000        | 4         | 0        | 0        | 0        | 0        | 0        | 0        | 0        | 0        | 0        | 0        | 1        | 0        | 2         | 0        | 0        | 1        | .200        | .000        | .200        |     |
| Grossman, R    | .500        | 4         | 0        | 2        | 3        | 1        | 0        | 0        | 1        | 0        | 0        | 0        | 1        | 1        | 1         | 0        | 0        | 0        | .600        | .750        | 1.350       |     |
| Heim, J        | .000        | 1         | 0        | 0        | 0        | 0        | 0        | 0        | 0        | 0        | 0        | 0        | 0        | 0        | 0         | 0        | 0        | 0        | 0.000       | .000        | .000        |     |
| Kemp, T        | .000        | 3         | 0        | 0        | 0        | 0        | 0        | 0        | 0        | 0        | 0        | 0        | 1        | 0        | 1         | 0        | 0        | 0        | .250        | .000        | .250        |     |
| Machin, V      | .000        | 1         | 0        | 0        | 0        | 0        | 0        | 0        | 0        | 0        | 0        | 0        | 0        | 0        | 1         | 0        | 0        | 0        | 0.000       | .000        | .000        |     |
| Murphy, S      | .000        | 1         | 0        | 0        | 0        | 0        | 0        | 0        | 0        | 0        | 0        | 0        | 0        | 0        | 0         | 0        | 0        | 0        | 0.000       | .000        | .000        |     |
| Orf, N         | .000        | 2         | 0        | 0        | 0        | 0        | 0        | 0        | 0        | 0        | 0        | 0        | 0        | 0        | 0         | 0        | 0        | 0        | 0.000       | .000        | .000        |     |
| Pinder, C      | .143        | 7         | 1        | 1        | 4        | 0        | 1        | 2        | 0        | 0        | 0        | 0        | 0        | 0        | 2         | 0        | 0        | 1        | .143        | .571        | .714        |     |
| <b>OAKLAND</b> | <b>.103</b> | <b>29</b> | <b>1</b> | <b>3</b> | <b>7</b> | <b>1</b> | <b>0</b> | <b>1</b> | <b>3</b> | <b>0</b> | <b>0</b> | <b>0</b> | <b>3</b> | <b>1</b> | <b>11</b> | <b>0</b> | <b>0</b> | <b>2</b> | <b>.188</b> | <b>.241</b> | <b>.429</b> |     |

## PLAYER TRANSACTIONS

- Feb. 15 Burch Smith acquired from the San Francisco Giants for cash considerations; Daniel Mengden placed on the 60-day injured list (right elbow surgery)
- March 5 Daniel Gossett, Grant Holmes and James Kaprielian optioned to Las Vegas
- March 6 Daulton Jefferies optioned to Las Vegas
- March 7 Luis Barrera, Paul Blackburn and Skye Bolt optioned to Las Vegas
- March 8 Dustin Fowler and Sheldon Neuse optioned to Las Vegas
- June 30 Jorge Mateo traded to the San Diego Padres for a player to be named later
- July 19 Jordan Weems selected from the A's alternate training site
- July 23 Daniel Mengden reinstated from the injured list; A.J. Puk placed on the 10-day injured list retroactive to July 20 (strained left shoulder); Jonah Heim optioned to the A's alternate training site; Daniel Gossett designated for assignment

### OPENING DAY ROSTER

- Pitchers (15):** Chris Bassitt, Jake Diekman, Mike Fiers, Liam Hendriks, Jesús Luzardo, Sean Manaea, T.J. McFarland, Daniel Mengden, Frankie Montas, Yusmeiro Petit, Burch Smith, Joakim Soria, Lou Trivino, Jordan Weems, J.B. Wendelken
- Catchers (2):** Austin Allen, Sean Murphy
- Infielders (7):** Franklin Barreto, Matt Chapman, Tony Kemp, Vimal Machin, Matt Olson, Chad Pinder, Marcus Semien
- Outfielders (6):** Seth Brown, Mark Canha, Khris Davis, Robbie Grossman, Ramón Laureano, Stephen Piscotty

- July 27 Daniel Gossett released
- Aug. 4 Jordan Weems placed on the 10-day injured list retroactive to Aug. 1 (strained right latissimus dorsi); James Kaprielian recalled from alternate site
- Aug. 6 Seth Brown and James Kaprielian optioned to alternate site
- Aug. 14 Ramón Laureano placed on the suspended list; Jordan Weems reinstated from the 10-day injured list and optioned to alternate site

|          |  |          |   |
|----------|--|----------|---|
| Aug. 16  | Burch Smith placed on the 10-day injured list (strained right forearm); James Kaprielian recalled from alternate site  | Sept. 26 | Paul Blackburn recalled from alternate site as 29th man for doubleheader  |
| Aug. 17  | Ramon Laureano reinstated from the suspended list  | Sept. 27 | Chad Pinder reinstated from the injured list; James Kaprielian optioned to alternate site   |
| Aug. 19  | Paul Blackburn recalled from alternate site; James Kaprielian optioned to alternate site   | Sept. 28 | Matt Chapman and J.B. Wendelken reinstated from the injured list  |
| Aug. 24  | Jonah Heim and Jordan Weems recalled from alternate site; Austin Allen and Paul Blackburn optioned to alternate site   | Oct. 28  | Mike Fiers, Robbie Grossman, Liam Hendriks, Jake Lamb, Tommy La Stella, T.J. McFarland, Mike Minor, Yusmeiro Petit, Marcus Semien and Joakim Soria elected free agency; A.J. Puk and Burch Smith reinstated from the injured list |
| Aug. 25  | Chad Pinder placed on the paternity list; Seth Brown recalled from alternate site  | Nov. 5   | Minor leaguer Junior Perez acquired from San Diego as the PTBNL in the June 30 Jorge Mateo trade  |
| Aug. 26  | Burch Smith transferred to the 45-day injured list   | Nov. 20  | Miguel Romero selected from Las Vegas; Wandisson Charles selected from Midland; Greg Deichmann selected from Stockton   |
| Aug. 28  | Tommy La Stella acquired from the Los Angeles Angels for Franklin Barreto  | Dec. 10  | Ka'ai Tom selected from the Cleveland organization in the 1st round of the Rule 5 Draft; Dany Jimenez selected from the Toronto organization in the 2nd round of the Rule 5 Draft   |
| Aug. 29  | Austin Allen recalled from alternate site as 29th man for doubleheader   | Jan. 14  | Nik Turley acquired from the Pittsburgh Pirates for cash considerations   |
| Aug. 31  | Mike Minor and cash acquired from the Texas Rangers for two players to be named later and international slot money; Chad Pinder reinstated from paternity list; Seth Brown optioned to alternate site      | Jan. 30  | Cole Irvin acquired from the Philadelphia Phillies for cash considerations  |
| Sept. 3  | Daniel Mengden placed on the Covid-19 related injured list   | Feb. 6   | Elvis Andrus, Aramis Garcia and cash acquired from the Texas Rangers for Khris Davis, Jonah Heim and minor leaguer Dane Acker   |
| Sept. 8  | James Kaprielian recalled from alternate site as 29th man for doubleheader   | Feb. 12  | Adam Kolarek and minor leaguer Cody Thomas acquired from the Los Angeles Dodgers for Sheldon Neuse and minor leaguer Gus Varland  |
| Sept. 12 | Matt Chapman placed on the 10-day injured list (strained right hip); Seth Brown recalled from alternate site; Daulton Jefferies recalled from alternate site as 29th man for doubleheader                  | Feb. 16  | Free agent Mike Fiers agrees to terms on a one-year contract  |
| Sept. 13 | Chad Pinder placed on the 10-day injured list (strained right hamstring); Nate Orf selected from alternate site  | Feb. 18  | Free agent Sergio Romo agrees to terms on a one-year contract; Nate Orf announces retirement  |
| Sept. 14 | Free agent Jake Lamb agrees to terms; Frankie Montas placed on paternity list; A.J. Puk transferred to the 45-day injured list; James Kaprielian recalled from alternate site as 29th man for doubleheader | Feb. 19  | Free agent Yusmeiro Petit agrees to terms on a one-year contract; Frankie Montas placed on Covid-19 related injured list  |
| Sept. 17 | Frankie Montas reinstated from the paternity list; Seth Brown optioned to alternate site   | Feb. 22  | Free agent Trevor Rosenthal agrees to terms on a one-year contract; Dustin Fowler designated for assignment   |
| Sept. 18 | Minor Leaguers Dustin Harris and Marcus Smith sent to Texas as the PTBNL in the Aug. 31 Mike Minor trade   | Feb. 23  | Free agent Mitch Moreland agrees to terms on a one-year contract; Paul Blackburn designated for assignment  |
| Sept. 20 | Daniel Mengden reinstated from the Covid-19 related injured list and designated for assignment   | Feb. 24  | Dustin Fowler traded to the Pittsburgh Pirates for cash considerations.   |
| Sept. 22 | Daniel Mengden outrighted to Las Vegas   |          |   |
| Sept. 24 | J.B. Wendelken placed on the injured list; James Kaprielian recalled from alternate site   |          |   |

### A'S 2020 AT A GLANCE

|                                       |                                   |  |
|---------------------------------------|-----------------------------------|--|
| Season High..... 33-19 (September 19) | A's Score First.....22-11         | More HR Than Opp..... 24-4             |
| Season Low.....3-4 (July 31)          | Opponent Scores First.....14-13   | Fewer HR Than Opp..... 5-15            |
| July..... 3-4                         | Leading After 7th..... 24-0       | Same Total HR of Opp..... 7-5          |
| August..... 19-8                      | Leading After 8th..... 24-0       | Starter Pitches 7 or More..... 8-0     |
| September..... 14-12                  | Tied After 7th..... 6-2           | Starter Pitches Less Than 7..... 28-24 |
| Home Series..... 7-2-1                | Tied After 8th..... 7-1           | When Scoring 4 or More..... 26-3       |
| Road Series..... 3-4-3                | Trailing After 7th..... 3-16      | When Scoring Less Than 4..... 10-21    |
| Series Sweeps..... 4-3                | Trailing After 8th..... 2-16      | Last At Bat..... 10-5                  |
| First Game of Series..... 10-10       | Commit No Errors..... 25-15       | Replay Challenges..... 5-10            |
| Last Game of Series..... 13-7         | Commit 1 or More Errors..... 11-9 | Different Lineups..... 50              |

# FINAL SPRING TRAINING STATISTICS

## BATTING

| PLAYER           | AVG         | G         | AB         | R          | H          | TB         | 2B        | 3B       | HR        | RBI        | SH       | SF        | HP        | BB         | IBB      | SO         | SB        | CS       | DP        | E         | OBP         | SLG         | OPS         |
|------------------|-------------|-----------|------------|------------|------------|------------|-----------|----------|-----------|------------|----------|-----------|-----------|------------|----------|------------|-----------|----------|-----------|-----------|-------------|-------------|-------------|
| Allen, A         | .382        | 16        | 34         | 6          | 13         | 21         | 2         | 0        | 2         | 10         | 0        | 0         | 0         | 2          | 0        | 6          | 0         | 0        | 0         | 0         | .417        | .618        | 1.034       |
| Allen, N         | .600        | 3         | 5          | 2          | 3          | 7          | 1         | 0        | 1         | 2          | 0        | 1         | 0         | 0          | 0        | 1          | 0         | 0        | 0         | 1         | 1.500       | 1.400       | 1.900       |
| Armenteros, L    | .250        | 3         | 4          | 0          | 1          | 1          | 0         | 0        | 0         | 0          | 0        | 0         | 0         | 0          | 0        | 0          | 0         | 0        | 0         | 0         | .250        | .250        | .500        |
| Barrera, L       | .296        | 12        | 27         | 2          | 8          | 10         | 0         | 1        | 0         | 5          | 0        | 1         | 0         | 1          | 0        | 5          | 1         | 0        | 0         | 0         | .310        | .370        | .681        |
| Barreto, F       | .297        | 14        | 37         | 6          | 11         | 19         | 4         | 2        | 0         | 4          | 0        | 0         | 0         | 3          | 0        | 9          | 1         | 0        | 0         | 1         | 4.350       | .514        | .864        |
| Bassitt, C       | .000        | 1         | 0          | 0          | 0          | 0          | 0         | 0        | 0         | 0          | 0        | 0         | 0         | 0          | 0        | 0          | 0         | 0        | 0         | 0         | .000        | .000        | .000        |
| Beck, A          | .000        | 7         | 8          | 1          | 0          | 0          | 0         | 0        | 0         | 0          | 0        | 0         | 0         | 3          | 0        | 3          | 0         | 0        | 1         | 0         | .273        | .000        | .273        |
| Bolt, S          | .222        | 11        | 18         | 4          | 4          | 7          | 1         | 1        | 0         | 2          | 0        | 0         | 0         | 5          | 0        | 7          | 0         | 0        | 0         | 0         | .391        | .389        | .780        |
| Brown, S         | .324        | 17        | 37         | 7          | 12         | 22         | 5         | 1        | 1         | 8          | 0        | 0         | 0         | 1          | 0        | 11         | 0         | 0        | 1         | 0         | .342        | .595        | .937        |
| Calabuig, C      | .000        | 2         | 1          | 0          | 0          | 0          | 0         | 0        | 0         | 0          | 0        | 0         | 0         | 0          | 0        | 0          | 0         | 0        | 0         | 0         | .000        | .000        | .000        |
| Campbell, E      | .241        | 16        | 29         | 3          | 7          | 12         | 5         | 0        | 0         | 4          | 0        | 1         | 1         | 0          | 0        | 9          | 0         | 0        | 2         | 0         | .258        | .414        | .672        |
| Canha, M         | .250        | 13        | 28         | 2          | 7          | 10         | 3         | 0        | 0         | 6          | 0        | 1         | 0         | 7          | 0        | 8          | 0         | 0        | 0         | 0         | .389        | .357        | .746        |
| Chapman, M       | .208        | 12        | 24         | 8          | 5          | 12         | 1         | 0        | 2         | 6          | 0        | 0         | 0         | 10         | 0        | 6          | 0         | 0        | 0         | 1         | 1.441       | .500        | .941        |
| Court, R         | .167        | 6         | 6          | 1          | 1          | 1          | 0         | 0        | 0         | 0          | 0        | 0         | 0         | 0          | 0        | 2          | 0         | 0        | 0         | 0         | .167        | .167        | .333        |
| Davidson, L      | .222        | 7         | 9          | 1          | 2          | 2          | 0         | 0        | 0         | 2          | 0        | 1         | 0         | 1          | 0        | 3          | 0         | 0        | 0         | 0         | .273        | .222        | .495        |
| Davis, K         | .130        | 10        | 23         | 2          | 3          | 3          | 0         | 0        | 0         | 3          | 0        | 2         | 3         | 1          | 0        | 11         | 0         | 0        | 1         | 0         | .241        | .130        | .372        |
| Deichmann, G     | .261        | 11        | 23         | 7          | 6          | 12         | 0         | 0        | 2         | 2          | 0        | 0         | 0         | 3          | 0        | 11         | 1         | 1        | 0         | 0         | .346        | .522        | .868        |
| Diaz, E          | .500        | 3         | 6          | 2          | 3          | 8          | 2         | 0        | 1         | 3          | 0        | 0         | 0         | 0          | 0        | 2          | 0         | 0        | 1         | 0         | 5.001       | .333        | 1.833       |
| Eierman, J       | .250        | 4         | 4          | 2          | 1          | 4          | 0         | 0        | 1         | 1          | 0        | 0         | 1         | 0          | 0        | 1          | 0         | 0        | 0         | 0         | 4.001       | 1.000       | 1.400       |
| Fiers, M         | .000        | 1         | 0          | 0          | 0          | 0          | 0         | 0        | 0         | 0          | 0        | 0         | 0         | 0          | 0        | 0          | 0         | 0        | 0         | 0         | .000        | .000        | .000        |
| Fowler, D        | .080        | 12        | 25         | 0          | 2          | 4          | 2         | 0        | 0         | 4          | 0        | 0         | 0         | 2          | 0        | 8          | 0         | 1        | 0         | 0         | .148        | .160        | .308        |
| Freeman, R       | .417        | 9         | 12         | 2          | 5          | 5          | 0         | 0        | 0         | 0          | 0        | 0         | 0         | 3          | 0        | 2          | 0         | 0        | 0         | 0         | .533        | .417        | .950        |
| Goins, R         | .300        | 12        | 20         | 1          | 6          | 6          | 0         | 0        | 0         | 3          | 0        | 0         | 0         | 2          | 0        | 4          | 0         | 0        | 0         | 0         | .364        | .300        | .664        |
| Grossman, R      | .286        | 14        | 28         | 8          | 8          | 12         | 1         | 0        | 1         | 5          | 0        | 2         | 1         | 6          | 0        | 4          | 0         | 2        | 0         | 1         | 1.405       | .429        | .834        |
| Heim, J          | .320        | 14        | 25         | 4          | 8          | 10         | 2         | 0        | 0         | 5          | 0        | 0         | 1         | 1          | 0        | 2          | 0         | 0        | 1         | 0         | .370        | .400        | .770        |
| Hendriks, L      | .000        | 1         | 0          | 0          | 0          | 0          | 0         | 0        | 0         | 0          | 0        | 0         | 0         | 0          | 0        | 0          | 0         | 0        | 0         | 0         | .000        | .000        | .000        |
| Kemp, T          | .313        | 11        | 32         | 7          | 10         | 14         | 1         | 0        | 1         | 2          | 0        | 1         | 0         | 4          | 0        | 6          | 1         | 0        | 2         | 0         | .378        | .438        | .816        |
| Krizan, J        | .750        | 5         | 4          | 2          | 3          | 9          | 0         | 0        | 2         | 3          | 0        | 0         | 0         | 1          | 0        | 0          | 0         | 0        | 0         | 0         | 8.002       | .250        | 3.050       |
| Laureano, R      | .231        | 11        | 26         | 3          | 6          | 9          | 0         | 0        | 1         | 9          | 0        | 1         | 0         | 4          | 0        | 7          | 1         | 1        | 0         | 0         | .323        | .346        | .669        |
| Loehr, T         | .000        | 2         | 1          | 0          | 0          | 0          | 0         | 0        | 0         | 0          | 0        | 0         | 0         | 0          | 0        | 0          | 0         | 0        | 0         | 0         | .000        | .000        | .000        |
| Machin, V        | .323        | 17        | 31         | 5          | 10         | 12         | 2         | 0        | 0         | 5          | 0        | 0         | 0         | 7          | 0        | 7          | 0         | 0        | 0         | 0         | .447        | .387        | .834        |
| Mateo, J         | .231        | 12        | 26         | 7          | 6          | 6          | 0         | 0        | 0         | 4          | 0        | 0         | 0         | 6          | 0        | 6          | 4         | 0        | 0         | 1         | 1.375       | .231        | .606        |
| McDonald, R      | .333        | 3         | 3          | 2          | 1          | 4          | 0         | 0        | 1         | 1          | 0        | 0         | 0         | 1          | 0        | 1          | 0         | 0        | 0         | 0         | 5.001       | .333        | 1.833       |
| Mondou, N        | .000        | 2         | 2          | 1          | 0          | 0          | 0         | 0        | 0         | 0          | 0        | 0         | 1         | 0          | 0        | 1          | 0         | 1        | 0         | 0         | .333        | .000        | .333        |
| Murphy, S        | .273        | 6         | 11         | 2          | 3          | 7          | 1         | 0        | 1         | 2          | 0        | 0         | 1         | 2          | 0        | 4          | 0         | 0        | 1         | 0         | .429        | .636        | 1.065       |
| Neuse, S         | .231        | 13        | 26         | 1          | 6          | 6          | 0         | 0        | 0         | 3          | 0        | 1         | 0         | 3          | 0        | 5          | 0         | 0        | 0         | 0         | 2.300       | .231        | .531        |
| Olson, M         | .219        | 13        | 32         | 5          | 7          | 12         | 2         | 0        | 1         | 4          | 0        | 0         | 0         | 5          | 0        | 11         | 0         | 0        | 0         | 0         | .324        | .375        | .699        |
| Orf, N           | .208        | 15        | 24         | 3          | 5          | 8          | 3         | 0        | 0         | 2          | 0        | 0         | 0         | 5          | 0        | 5          | 0         | 1        | 0         | 0         | .345        | .333        | .678        |
| Pérez, C         | .308        | 7         | 13         | 2          | 4          | 7          | 3         | 0        | 0         | 2          | 0        | 0         | 0         | 1          | 0        | 3          | 0         | 0        | 1         | 0         | .357        | .538        | .896        |
| Petit, Y         | .000        | 1         | 0          | 0          | 0          | 0          | 0         | 0        | 0         | 0          | 0        | 0         | 0         | 0          | 0        | 0          | 0         | 0        | 0         | 0         | .000        | .000        | .000        |
| Pinder, C        | .367        | 12        | 30         | 4          | 11         | 19         | 3         | 1        | 1         | 4          | 0        | 0         | 1         | 2          | 0        | 10         | 0         | 0        | 0         | 1         | 1.424       | .633        | 1.058       |
| Piscotty, S      | .333        | 2         | 6          | 1          | 2          | 5          | 0         | 0        | 1         | 1          | 0        | 0         | 0         | 0          | 0        | 3          | 0         | 0        | 0         | 0         | .333        | .833        | 1.167       |
| Reed, B          | .000        | 11        | 14         | 6          | 0          | 0          | 0         | 0        | 0         | 1          | 0        | 0         | 0         | 3          | 0        | 6          | 3         | 0        | 1         | 1         | .176        | .000        | .176        |
| Semien, M        | .167        | 13        | 30         | 6          | 5          | 6          | 1         | 0        | 0         | 4          | 0        | 1         | 0         | 6          | 0        | 8          | 0         | 1        | 0         | 1         | .297        | .200        | .497        |
| Soria, J         | .000        | 1         | 0          | 0          | 0          | 0          | 0         | 0        | 0         | 0          | 0        | 0         | 0         | 0          | 0        | 0          | 0         | 0        | 0         | 0         | .000        | .000        | .000        |
| Theroux, C       | .333        | 5         | 6          | 1          | 2          | 2          | 0         | 0        | 0         | 1          | 0        | 0         | 0         | 1          | 0        | 3          | 0         | 0        | 0         | 0         | 1.429       | .333        | .762        |
| Thomas, D        | .286        | 8         | 14         | 2          | 4          | 7          | 0         | 0        | 1         | 2          | 0        | 0         | 1         | 0          | 0        | 2          | 0         | 0        | 0         | 0         | .333        | .500        | .833        |
| Weems, J         | .000        | 1         | 0          | 0          | 0          | 0          | 0         | 0        | 0         | 0          | 0        | 0         | 0         | 0          | 0        | 0          | 0         | 0        | 0         | 0         | .000        | .000        | .000        |
| White III, M     | .000        | 3         | 3          | 1          | 0          | 0          | 0         | 0        | 0         | 0          | 1        | 0         | 0         | 0          | 0        | 3          | 0         | 0        | 0         | 0         | .000        | .000        | .000        |
| <b>OAKLAND</b>   | <b>.262</b> | <b>23</b> | <b>767</b> | <b>132</b> | <b>201</b> | <b>321</b> | <b>45</b> | <b>6</b> | <b>21</b> | <b>125</b> | <b>1</b> | <b>13</b> | <b>11</b> | <b>102</b> | <b>0</b> | <b>206</b> | <b>12</b> | <b>8</b> | <b>13</b> | <b>15</b> | <b>.352</b> | <b>.419</b> | <b>.770</b> |
| <b>OPPONENTS</b> | <b>.286</b> | <b>23</b> | <b>798</b> | <b>132</b> | <b>228</b> | <b>351</b> | <b>46</b> | <b>4</b> | <b>23</b> | <b>126</b> | <b>2</b> | <b>9</b>  | <b>11</b> | <b>71</b>  | <b>0</b> | <b>199</b> | <b>15</b> | <b>4</b> | <b>18</b> | <b></b>   | <b>.349</b> | <b>.440</b> | <b>.789</b> |

PITCHING

| PLAYER           | W         | L         | ERA         | G         | GS        | CG       | GF        | SHO      | SV       | IP           | H          | R          | ER         | HR        | HB        | BB         | IBB      | SO         | WP        | BK       | AVG         |
|------------------|-----------|-----------|-------------|-----------|-----------|----------|-----------|----------|----------|--------------|------------|------------|------------|-----------|-----------|------------|----------|------------|-----------|----------|-------------|
| Anderson, T      | 0         | 0         | 22.50       | 3         | 0         | 0        | 0         | 0        | 0        | 2.0          | 10         | 8          | 5          | 0         | 0         | 0          | 0        | 2          | 1         | 0        | .588        |
| Bassitt, C       | 2         | 1         | 3.46        | 5         | 3         | 0        | 1         | 0        | 0        | 13.0         | 8          | 5          | 5          | 2         | 1         | 7          | 0        | 10         | 1         | 0        | .190        |
| Blackburn, P     | 0         | 0         | 9.39        | 3         | 2         | 0        | 0         | 0        | 0        | 7.2          | 14         | 8          | 8          | 1         | 0         | 1          | 0        | 4          | 0         | 0        | .389        |
| Bracewell, B     | 1         | 1         | 13.50       | 3         | 0         | 0        | 0         | 0        | 0        | 2.2          | 4          | 4          | 4          | 0         | 2         | 1          | 0        | 3          | 0         | 0        | .333        |
| Charles, W       | 0         | 0         | 7.94        | 5         | 0         | 0        | 2         | 0        | 1        | 5.2          | 6          | 5          | 5          | 1         | 0         | 5          | 0        | 7          | 1         | 0        | .286        |
| Cochran-Gill, T  | 0         | 0         | 0.00        | 3         | 0         | 0        | 1         | 0        | 0        | 1.2          | 0          | 0          | 0          | 0         | 0         | 1          | 0        | 2          | 0         | 0        | .000        |
| Damron, T        | 0         | 0         | 0.00        | 1         | 0         | 0        | 0         | 0        | 0        | 0.1          | 0          | 0          | 0          | 0         | 0         | 0          | 0        | 0          | 0         | 0        | .000        |
| Diekman, J       | 0         | 0         | 8.53        | 7         | 0         | 0        | 0         | 0        | 0        | 6.1          | 10         | 6          | 6          | 1         | 0         | 4          | 0        | 6          | 0         | 0        | .385        |
| Dunshee, P       | 0         | 1         | 12.27       | 3         | 0         | 0        | 1         | 0        | 0        | 3.2          | 9          | 5          | 5          | 1         | 1         | 1          | 0        | 4          | 0         | 0        | .500        |
| Fiers, M         | 1         | 3         | 5.51        | 5         | 5         | 0        | 0         | 0        | 0        | 16.1         | 13         | 11         | 10         | 4         | 1         | 6          | 0        | 12         | 2         | 1        | .210        |
| Gardeck, I       | 0         | 0         | 11.25       | 4         | 0         | 0        | 2         | 0        | 0        | 4.0          | 9          | 5          | 5          | 0         | 0         | 1          | 0        | 4          | 1         | 0        | .474        |
| Gorman III, J    | 0         | 0         | 9.00        | 1         | 0         | 0        | 1         | 0        | 0        | 1.0          | 2          | 1          | 1          | 0         | 0         | 1          | 0        | 1          | 0         | 0        | .400        |
| Gossett, D       | 0         | 0         | 0.00        | 3         | 0         | 0        | 0         | 0        | 0        | 4.0          | 2          | 0          | 0          | 0         | 0         | 1          | 0        | 4          | 1         | 0        | .154        |
| Hart, D          | 1         | 0         | 12.00       | 3         | 0         | 0        | 0         | 0        | 0        | 3.0          | 6          | 6          | 4          | 1         | 2         | 3          | 0        | 4          | 0         | 0        | .400        |
| Hendriks, L      | 0         | 0         | 3.00        | 6         | 0         | 0        | 1         | 0        | 0        | 6.0          | 5          | 2          | 2          | 0         | 1         | 0          | 0        | 13         | 0         | 0        | .227        |
| Holmes, G        | 0         | 0         | 1.80        | 3         | 0         | 0        | 2         | 0        | 0        | 5.0          | 7          | 3          | 1          | 0         | 0         | 2          | 0        | 8          | 0         | 0        | .333        |
| Howard, B        | 1         | 0         | 0.00        | 3         | 0         | 0        | 1         | 0        | 1        | 5.1          | 2          | 1          | 0          | 0         | 0         | 1          | 0        | 3          | 0         | 0        | .105        |
| Jefferies, D     | 0         | 0         | 40.50       | 1         | 0         | 0        | 0         | 0        | 0        | 0.2          | 3          | 3          | 3          | 0         | 0         | 1          | 0        | 0          | 0         | 0        | .750        |
| Kaprielian, J    | 0         | 0         | 6.75        | 3         | 0         | 0        | 1         | 0        | 0        | 4.0          | 5          | 3          | 3          | 1         | 0         | 1          | 0        | 5          | 0         | 0        | .294        |
| Lee, Z           | 2         | 0         | 3.68        | 4         | 0         | 0        | 1         | 0        | 0        | 7.1          | 7          | 3          | 3          | 0         | 0         | 4          | 0        | 5          | 1         | 0        | .259        |
| Luetge, L        | 0         | 0         | 4.50        | 5         | 0         | 0        | 0         | 0        | 0        | 6.0          | 5          | 3          | 3          | 0         | 0         | 1          | 0        | 5          | 0         | 0        | .227        |
| Luzardo, J       | 1         | 0         | 1.08        | 3         | 3         | 0        | 0         | 0        | 0        | 8.1          | 4          | 1          | 1          | 0         | 0         | 1          | 0        | 13         | 0         | 0        | .143        |
| Manaea, S        | 0         | 2         | 10.66       | 4         | 4         | 0        | 0         | 0        | 0        | 12.2         | 18         | 15         | 15         | 3         | 2         | 0          | 0        | 14         | 1         | 0        | .321        |
| Mariñez, E       | 0         | 0         | 9.00        | 1         | 0         | 0        | 0         | 0        | 0        | 1.0          | 1          | 1          | 1          | 0         | 0         | 2          | 0        | 1          | 0         | 0        | .333        |
| Martinez, S      | 0         | 0         | 0.00        | 1         | 0         | 0        | 0         | 0        | 0        | 1.0          | 0          | 0          | 0          | 0         | 0         | 0          | 0        | 1          | 0         | 0        | .000        |
| McFarland, T     | 0         | 0         | 6.00        | 6         | 0         | 0        | 1         | 0        | 0        | 6.0          | 10         | 4          | 4          | 2         | 0         | 1          | 0        | 2          | 0         | 0        | .385        |
| Milburn, M       | 0         | 0         | 9.82        | 2         | 1         | 0        | 0         | 0        | 0        | 3.2          | 8          | 4          | 4          | 1         | 0         | 0          | 0        | 1          | 0         | 0        | .444        |
| Montas, F        | 1         | 0         | 0.00        | 3         | 3         | 0        | 0         | 0        | 0        | 5.2          | 4          | 2          | 0          | 0         | 1         | 1          | 0        | 5          | 0         | 0        | .182        |
| Naile, J         | 1         | 0         | 8.31        | 3         | 0         | 0        | 1         | 0        | 0        | 4.1          | 6          | 4          | 4          | 0         | 0         | 2          | 0        | 0          | 1         | 0        | .353        |
| Petit, Y         | 1         | 0         | 0.00        | 4         | 0         | 0        | 0         | 0        | 0        | 4.0          | 3          | 0          | 0          | 0         | 0         | 1          | 0        | 5          | 1         | 0        | .214        |
| Puk, A           | 0         | 0         | 0.00        | 2         | 2         | 0        | 0         | 0        | 0        | 3.0          | 2          | 0          | 0          | 0         | 0         | 1          | 0        | 2          | 0         | 0        | .200        |
| Romero, L        | 0         | 0         | 0.00        | 1         | 0         | 0        | 0         | 0        | 0        | 1.0          | 0          | 0          | 0          | 0         | 0         | 2          | 0        | 1          | 0         | 0        | .000        |
| Ruiz, N          | 0         | 0         | 0.00        | 1         | 0         | 0        | 1         | 0        | 0        | 1.0          | 0          | 0          | 0          | 0         | 0         | 2          | 0        | 2          | 0         | 0        | .000        |
| Schlitter, B     | 0         | 0         | 3.18        | 5         | 0         | 0        | 0         | 0        | 0        | 5.2          | 4          | 2          | 2          | 0         | 0         | 2          | 0        | 5          | 0         | 0        | .211        |
| Schultz, J       | 0         | 0         | 1.50        | 6         | 0         | 0        | 3         | 0        | 1        | 6.0          | 4          | 1          | 1          | 0         | 0         | 3          | 0        | 8          | 0         | 0        | .190        |
| Smith, B         | 0         | 0         | 2.57        | 4         | 0         | 0        | 0         | 0        | 0        | 7.0          | 4          | 2          | 2          | 1         | 0         | 0          | 0        | 9          | 0         | 0        | .160        |
| Soria, J         | 0         | 0         | 4.91        | 4         | 0         | 0        | 0         | 0        | 0        | 3.2          | 5          | 2          | 2          | 1         | 0         | 3          | 0        | 4          | 0         | 0        | .357        |
| Stull, C         | 0         | 0         | 0.00        | 2         | 0         | 0        | 1         | 0        | 0        | 1.1          | 0          | 0          | 0          | 0         | 0         | 0          | 0        | 1          | 0         | 0        | .000        |
| Trivino, L       | 0         | 2         | 9.00        | 6         | 0         | 0        | 0         | 0        | 0        | 6.0          | 11         | 6          | 6          | 2         | 0         | 4          | 0        | 7          | 0         | 0        | .379        |
| Weems, J         | 0         | 0         | 0.00        | 7         | 0         | 0        | 1         | 0        | 1        | 6.1          | 5          | 0          | 0          | 0         | 0         | 2          | 0        | 7          | 0         | 0        | .217        |
| Wendelken, J     | 1         | 0         | 5.68        | 6         | 0         | 0        | 0         | 0        | 0        | 6.1          | 8          | 4          | 4          | 1         | 0         | 1          | 0        | 8          | 0         | 0        | .296        |
| Zambrano, J      | 0         | 0         | 7.71        | 2         | 0         | 0        | 1         | 0        | 0        | 2.1          | 4          | 2          | 2          | 0         | 0         | 1          | 0        | 1          | 0         | 0        | .400        |
| <b>OAKLAND</b>   | <b>13</b> | <b>10</b> | <b>5.39</b> | <b>23</b> | <b>23</b> | <b>0</b> | <b>23</b> | <b>1</b> | <b>4</b> | <b>202.0</b> | <b>228</b> | <b>132</b> | <b>121</b> | <b>23</b> | <b>11</b> | <b>71</b>  | <b>0</b> | <b>199</b> | <b>11</b> | <b>1</b> | <b>.286</b> |
| <b>OPPONENTS</b> | <b>10</b> | <b>13</b> | <b>5.31</b> | <b>23</b> | <b>23</b> | <b>0</b> | <b>23</b> | <b>0</b> | <b>4</b> | <b>200.0</b> | <b>201</b> | <b>132</b> | <b>118</b> | <b>21</b> | <b>11</b> | <b>102</b> | <b>0</b> | <b>206</b> | <b>19</b> | <b>0</b> | <b>.262</b> |


2020 RELIEF PITCHER EFFECTIVENESS

|            | Inherited Runners | Inherited Runners Scored | Inherited Runners Scored Percent | First Batters         | Save Situations |
|------------|-------------------|--------------------------|----------------------------------|-----------------------|-----------------|
| Diekman    | 3                 | 1                        | 33.3                             | 1 for 16 (4 bb, 1 sh) | 0 for 1         |
| Hendriks   | 1                 | 0                        | 0.0                              | 3 for 24              | 14 for 15       |
| Kaprielian | 3                 | 3                        | 100.0                            | 2 for 2               | 0 for 0         |
| Luzardo    | 0                 | 0                        | —                                | 2 for 3               | 0 for 0         |
| McFarland  | 5                 | 1                        | 20.0                             | 4 for 22 (1 bb)       | 0 for 0         |
| Mengden    | 1                 | 0                        | 0.0                              | 0 for 3               | 0 for 0         |
| Minor      | 0                 | 0                        | —                                | 1 for 1               | 0 for 0         |
| Petit      | 18                | 5                        | 27.8                             | 5 for 24 (1 bb, 1 sf) | 0 for 0         |
| Smith      | 1                 | 0                        | 0.0                              | 1 for 6               | 1 for 1         |
| Soria      | 2                 | 0                        | 0.0                              | 3 for 21 (1 bb)       | 2 for 3         |
| Trivino    | 8                 | 4                        | 50.0                             | 4 for 17 (3 bb)       | 0 for 1         |
| Weems      | 0                 | 0                        | —                                | 3 for 8 (1 bb)        | 0 for 0         |
| Wendelken  | 25                | 8                        | 32.0                             | 1 for 19 (2 bb)       | 0 for 0         |

# SPRING TRAINING RESULTS

| DATE     | OPPONENT                  | SCORE   | RECORD          | WINNER     | LOSER     | ATTEND. | HOME CUM. |
|----------|---------------------------|---------|-----------------|------------|-----------|---------|-----------|
| Feb. 22  | at Chicago (NL)           | L, 2-12 | 0-1             | Cotton     | Trivino   | 12,109  |           |
| Feb. 23  | San Francisco (ss)        | L, 3-5  | 0-2             | Wolff      | Dunshee   | 6,017   | 6,017     |
|          | at Arizona (ss)           | L, 3-7  | 0-3             | Ray        | Bassitt   | 9,437   |           |
| Feb. 24  | Milwaukee                 | L, 4-14 | 0-4             | Burnes     | Manaea    | 3,512   | 9,529     |
| Feb. 25  | at San Diego              | L, 6-9  | 0-5             | Ramirez    | Bracewell | 2,099   |           |
| Feb. 26  | Arizona                   | W, 16-3 | 1-5             | Montas     | Weaver    | 3,745   | 13,274    |
| Feb. 27  | Colorado                  | W, 5-2  | 2-5             | Lee        | Fernandez | 4,005   | 17,279    |
| Feb. 28  | at Cincinnati             | L, 1-10 | 2-6             | DeSclafani | Fiers     | 3,237   |           |
| Feb. 29  | Cleveland (ss)            | W, 8-7  | 3-6             | Hart       | Wood      | 6,206   | 23,485    |
|          | Cleveland (ss) (at LV)    | W, 8-6  | 4-6             | Howard     | Weiss     | 8,159   |           |
| March 1  | at Kansas City (ss)       | W, 10-6 | 5-6             | Naile      | Sparkman  | 5,237   |           |
|          | at Cleveland (ss) (at LV) | W, 8-5  | 6-6             | Luzardo    | Plutko    | 7,521   |           |
| March 2  | Chicago (NL)              | W, 5-2  | 7-6             | Bracewell  | Norwood   | 4,938   | 28,423    |
| March 3  | at Chicago (AL)           | W, 6-5  | 8-6             | Bassitt    | Mejia     | 3,559   |           |
| March 4  | OFF DAY                   |         |                 |            |           |         |           |
| March 5  | Los Angeles (NL)          | W, 5-1  | 9-6             | Fiers      | Buehler   | 7,672   | 36,095    |
| March 6  | Cincinnati (ss)           | L, 5-11 | 9-7             | Thornburg  | Trivino   | 5,731   | 41,826    |
|          | at Cleveland (ss)         | W, 7-6  | 10-7            | Lee        | Hentges   | 4,000   |           |
| March 7  | at Seattle                | W, 8-4  | 11-7            | Wendelken  | Altavilla | 8,274   |           |
| March 8  | Milwaukee                 | W, 11-3 | 12-7            | Petit      | Hader     | 6,314   | 48,140    |
| March 9  | at Texas                  | W, 5-0  | 13-7            | Bassitt    | Hernandez | 5,291   |           |
| March 10 | Kansas City               | L, 2-4  | 13-8            | Lopez      | Fiers     | 5,211   | 53,351    |
| March 11 | at Los Angeles (AL)       |         | Cancelled, Rain |            |           |         |           |
| July 20  | ^San Francisco            | L, 2-6  | 13-9            | Smyly      | Manaea    | —       |           |
| July 21  | *San Francisco            | L, 2-4  | 13-10           | Peralta    | Fiers     | —       |           |

\*indicates at San Francisco. ^indicates at Oakland



## NATIONAL BASEBALL HALL OF FAME AND MUSEUM

25 Main Street, Cooperstown, New York 13326

Phone: (607) 547-7200

Public Relations: (607) 547-0215

E-mail address: [info@baseballhall.org](mailto:info@baseballhall.org)

Website: [baseballhall.org](http://baseballhall.org)

Summer Hours: Memorial Day Weekend - Labor Day Weekend: 9 a.m. to 9 p.m.

Regular Hours: 9 a.m. to 5 p.m.

Holiday Closings: Thanksgiving Day, Christmas Day, and New Year's Day.

**DIRECTORY:** Jane Forbes Clark (Chairman), Tim Mead (President), Jeff Jones (Senior Vice President of Finance and Administration), Sean Gahagan (Vice President, Retail Merchandising & Licensing), Erik Strohl (Vice President, Exhibitions and Collections), Ken Meiffert (Vice President, Sponsorship & Development)  
**PR CONTACTS:** Jon Shestakofsky (Vice President, Communications & Education) and Craig Muder (Comm. Director)

### **HALL OF FAME INDUCTION 2021:** Sunday, July 25

**Class of 2020:** Derek Jeter, Marvin Miller, Ted Simmons and Larry Walker

### **ATHLETICS IN THE HALL OF FAME**

A total of 41 players, managers and executives in the Hall of Fame spent some of their professional careers with the Philadelphia/Kansas City/Oakland Athletics, including 2019 electee Harold Baines. Fourteen of the 41 spent the majority of their careers in an Athletics uniform, including Frank Baker (1908-1914), Chief Bender (1903-1914), Mickey Cochrane (1925-1933), Dennis Eckersley (1987-1995), Rollie Fingers (1968-1976), Jimmie Foxx (1925-1935), Lefty Grove (1925-1933), Rickey Henderson (1979-1984, 1989-1993, 1994-1995, 1998), Catfish Hunter (1965-1974), Reggie Jackson (1967-1975, 1987), Connie Mack (1901-1950), Eddie Plank (1901-1914), Al Simmons (1924-1932) and Rube Waddell (1902-1907). For a complete list of Philadelphia/Kansas City/Oakland Athletics in the Hall of Fame, visit the "Hall of Famers" team pages at [www.baseballhall.org](http://www.baseballhall.org).

### **NOTABLE ATHLETICS ARTIFACTS IN COOPERSTOWN**

- Cap worn by Mike Fiers when he pitched a no-hitter against the Reds on May 7, 2019.
- Jersey worn by 2018 MLB home run leader Kris Davis when he hit his 44<sup>th</sup> and 45<sup>th</sup> home runs of the season on Sept. 21/
- Spikes worn by Dallas Braden during his perfect game against the Tampa Bay Rays May 9, 2010, along with a ball and a score sheet from the game.
- Ball pitched by Brad Ziegler on July 27, 2008, to record the out that set the mark for most innings pitched at the beginning of a major league career without allowing a run, and his spikes from the record-setting streak.
- Prototype ticket book for 2008 season.
- Jersey worn by pitcher Tim Hudson during the 2004 season.
- Ball hit by Scott Hatteberg for a game-winning home run in Oakland's AL record 20<sup>th</sup> straight win, in September 2002.
- Lineup card from American League-tying 19<sup>th</sup> consecutive win, in September 2002.
- Ball and glove from Randy Velarde's unassisted triple play on May 29, 2000; it was the 10<sup>th</sup> in history.
- Spikes worn by Rickey Henderson while breaking Lou Brock's single-season stolen base record in 1982.
- Ball from Catfish Hunter's perfect game on May 8, 1968.



Cap worn by Mike Fiers during his May 7, 2019, no-hitter.

### **A LOOK AHEAD TO 2022**

Ballots for the 2022 Hall of Fame/BBWAA election will be distributed following the 2021 season with results from the voting scheduled to be announced in January 2022. A partial list of first-year candidates for election includes Prince Fielder, David Ortiz, Alex Rodriguez and Mark Teixeira. Historical information on past BBWAA elections and the election process can be accessed at [www.baseballhall.org](http://www.baseballhall.org) or by contacting the Hall of Fame Communications department.

### **CONNECT TO COOPERSTOWN**

- For news from Cooperstown, visit at [www.baseballhall.org](http://www.baseballhall.org). Stay up-to-date on all the activity at the Hall of Fame's official site, on Twitter @baseballhall and through social networking on Facebook, Instagram and YouTube.
- If you would like to receive interesting stories and timely news items direct from the Hall of Fame and get the inside track on the latest happenings in Cooperstown, sign up for *Inside Pitch*. There's no cost to receive our weekly electronic newsletter in your e-mail box at home or work and it's easy to enroll: Just log on to [www.baseballhall.org/media/museum-facts](http://www.baseballhall.org/media/museum-facts).
- If you have an interest in receiving *Around The Horn*, the Hall's monthly media newsletter, please send an e-mail to [info@baseballhall.org](mailto:info@baseballhall.org). Be sure to include your name, name of organization and e-mail address. Or visit [www.baseballhall.org/media-info](http://www.baseballhall.org/media-info).

### **RESEARCH ASSISTANCE**

The Hall of Fame is pleased to provide assistance in baseball research and members of the media are encouraged to utilize this valuable baseball resource whenever necessary by calling the Public Relations department at (607) 547-0215, or the Library Reference desk at (607) 547-0330.





**Jake Diekman** logged a 0.42 ERA in 2020, which was the lowest in Athletics history among pitchers with 20 or more innings in a season.



RECORDS

# ATHLETICS YEAR-BY-YEAR

| YEAR                       | POS.  | W           | L           | PCT.        | GA/GB | MANAGER                                  | HOME             | ROAD             |
|----------------------------|-------|-------------|-------------|-------------|-------|--|------------------|------------------|
| 1901                       | 4     | 74          | 62          | .544        | -9    | Connie Mack                              | 42-24            | 32-38            |
| 1902                       | ***1  | 83          | 53          | .610        | +5    | Connie Mack                              | 56-17            | 27-36            |
| 1903                       | 2     | 75          | 60          | .556        | -14%  | Connie Mack                              | 44-21            | 31-39            |
| 1904                       | 5     | 81          | 70          | .536        | -12%  | Connie Mack                              | 47-31            | 34-39            |
| 1905                       | ***1  | 92          | 56          | .622        | +2    | Connie Mack                              | 50-23            | 42-33            |
| 1906                       | 4     | 78          | 67          | .538        | -12   | Connie Mack                              | 48-23            | 30-44            |
| 1907                       | 2     | 88          | 57          | .607        | -1%   | Connie Mack                              | 50-20            | 38-37            |
| 1908                       | 6     | 68          | 85          | .444        | -22   | Connie Mack                              | 46-30            | 22-55            |
| 1909                       | 2     | 95          | 58          | .621        | -3%   | Connie Mack                              | 49-27            | 46-31            |
| 1910                       | ****1 | 102         | 48          | .680        | +14%  | Connie Mack                              | 57-19            | 45-29            |
| 1911                       | ****1 | 101         | 50          | .669        | +13%  | Connie Mack                              | 54-20            | 47-30            |
| 1912                       | 3     | 90          | 62          | .592        | -15   | Connie Mack                              | 45-32            | 45-30            |
| 1913                       | ****1 | 96          | 57          | .627        | +6%   | Connie Mack                              | 50-26            | 46-31            |
| 1914                       | ***1  | 99          | 53          | .651        | +8%   | Connie Mack                              | 51-24            | 48-29            |
| 1915                       | 8     | 43          | 109         | .283        | -58%  | Connie Mack                              | 20-55            | 23-54            |
| 1916                       | 8     | 36          | 117         | .235        | -54%  | Connie Mack                              | 23-53            | 13-64            |
| 1917                       | 8     | 55          | 98          | .359        | -44%  | Connie Mack                              | 29-47            | 26-51            |
| 1918                       | 8     | 52          | 76          | .406        | -24   | Connie Mack                              | 35-32            | 17-44            |
| 1919                       | 8     | 36          | 104         | .257        | -52   | Connie Mack                              | 21-49            | 15-55            |
| 1920                       | 8     | 48          | 106         | .312        | -50   | Connie Mack                              | 25-50            | 23-56            |
| 1921                       | 8     | 53          | 100         | .346        | -45   | Connie Mack                              | 28-47            | 25-53            |
| 1922                       | 7     | 65          | 89          | .422        | -29   | Connie Mack                              | 38-39            | 27-50            |
| 1923                       | 6     | 69          | 83          | .454        | -29   | Connie Mack                              | 34-41            | 35-42            |
| 1924                       | 5     | 71          | 81          | .467        | -20   | Connie Mack                              | 36-39            | 35-42            |
| 1925                       | 2     | 88          | 64          | .579        | -8%   | Connie Mack                              | 51-26            | 37-38            |
| 1926                       | 3     | 83          | 67          | .553        | -6    | Connie Mack                              | 44-27            | 39-40            |
| 1927                       | 2     | 91          | 63          | .591        | -19   | Connie Mack                              | 50-27            | 41-36            |
| 1928                       | 2     | 98          | 55          | .641        | -2%   | Connie Mack                              | 52-25            | 46-30            |
| 1929                       | ****1 | 104         | 46          | .693        | +18   | Connie Mack                              | 57-16            | 47-30            |
| 1930                       | ****1 | 102         | 52          | .662        | +8    | Connie Mack                              | 58-18            | 44-34            |
| 1931                       | ***1  | 107         | 45          | .704        | +13%  | Connie Mack                              | 60-15            | 47-30            |
| 1932                       | 2     | 94          | 60          | .610        | -13   | Connie Mack                              | 51-26            | 43-34            |
| 1933                       | 3     | 79          | 72          | .523        | -19%  | Connie Mack                              | 46-29            | 33-43            |
| 1934                       | 5     | 68          | 82          | .453        | -31   | Connie Mack                              | 34-40            | 34-42            |
| 1935                       | 8     | 58          | 91          | .389        | -34   | Connie Mack                              | 30-42            | 28-49            |
| 1936                       | 8     | 53          | 100         | .346        | -49   | Connie Mack                              | 31-46            | 22-54            |
| 1937                       | 7     | 54          | 97          | .358        | -46%  | Connie Mack (39-80)/Earle Mack (15-17)   | 27-50            | 27-47            |
| 1938                       | 8     | 53          | 99          | .349        | -46   | Connie Mack                              | 28-47            | 25-52            |
| 1939                       | 7     | 55          | 97          | .362        | -51%  | Connie Mack (25-37)/Earle Mack (30-60)   | 28-48            | 27-49            |
| 1940                       | 8     | 54          | 100         | .351        | -36   | Connie Mack                              | 29-42            | 25-58            |
| 1941                       | 8     | 64          | 90          | .416        | -37   | Connie Mack                              | 36-41            | 28-49            |
| 1942                       | 8     | 55          | 99          | .357        | -48   | Connie Mack                              | 25-51            | 30-48            |
| 1943                       | 8     | 49          | 105         | .318        | -49   | Connie Mack                              | 27-51            | 22-54            |
| 1944                       | 5     | 72          | 82          | .468        | -17   | Connie Mack                              | 39-37            | 33-45            |
| 1945                       | 8     | 52          | 98          | .347        | -34%  | Connie Mack                              | 39-35            | 13-63            |
| 1946                       | 8     | 49          | 105         | .318        | -55   | Connie Mack                              | 31-46            | 18-59            |
| 1947                       | 5     | 78          | 76          | .506        | -19   | Connie Mack                              | 39-38            | 39-38            |
| 1948                       | 4     | 84          | 70          | .545        | -12%  | Connie Mack                              | 36-41            | 48-29            |
| 1949                       | 5     | 81          | 73          | .526        | -16   | Connie Mack                              | 52-25            | 29-48            |
| 1950                       | 8     | 52          | 102         | .338        | -46   | Connie Mack                              | 29-48            | 23-54            |
| 1951                       | 6     | 70          | 84          | .455        | -28   | Jimmie Dykes                             | 38-41            | 32-43            |
| 1952                       | 4     | 79          | 75          | .513        | -16   | Jimmie Dykes                             | 45-32            | 34-43            |
| 1953                       | 7     | 59          | 95          | .383        | -41%  | Jimmie Dykes                             | 27-50            | 32-45            |
| 1954                       | 8     | 51          | 103         | .331        | -60   | Eddie Joost                              | 29-47            | 22-56            |
| <b>Philadelphia Totals</b> |       | <b>3886</b> | <b>4248</b> | <b>.478</b> |       |  | <b>2146-1896</b> | <b>1740-2352</b> |
| 1955                       | 6     | 63          | 91          | .409        | -33   | Lou Boudreau                             | 33-43            | 30-48            |
| 1956                       | 8     | 52          | 102         | .338        | -45   | Lou Boudreau                             | 22-55            | 30-47            |
| 1957                       | 7     | 59          | 94          | .386        | -38%  | Lou Boudreau (36-67)/Harry Craft (23-27) | 37-40            | 22-54            |
| 1958                       | 7     | 73          | 81          | .474        | -19   | Harry Craft                              | 43-34            | 30-47            |
| 1959                       | 7     | 66          | 88          | .429        | -28   | Harry Craft                              | 37-40            | 29-48            |
| 1960                       | 8     | 58          | 96          | .377        | -39   | Bob Elliot                               | 34-43            | 24-53            |
| 1961                       | 9t    | 61          | 100         | .379        | -47%  | Joe Gordon (26-33)/Hank Bauer (35-67)    | 33-47            | 28-53            |
| 1962                       | 9     | 72          | 90          | .444        | -24   | Hank Bauer                               | 39-42            | 33-48            |
| 1963                       | 8     | 73          | 89          | .451        | -31%  | Ed Lopat                                 | 36-45            | 37-44            |

| YEAR                      | POS.  | W           | L           | PCT.        | GA/GB | WILD CARD  | MANAGER   | HOME             | ROAD             |
|---------------------------|-------|-------------|-------------|-------------|-------|------------|---|------------------|------------------|
| 1964                      | 10    | 57          | 105         | .352        | -42   |            | Lopat (17-35)/Mel McGaha (40-70)                          | 26-55            | 31-50            |
| 1965                      | 10    | 59          | 103         | .364        | -43   |            | McGaha (5-21)/Haywood Sullivan (54-82)                    | 33-48            | 26-55            |
| 1966                      | 7     | 74          | 86          | .463        | -23   |            | Alvin Dark  | 42-39            | 32-47            |
| 1967                      | 10    | 62          | 99          | .385        | -29½  |            | Dark (52-69)/Luke Appling (10-30)                         | 37-44            | 25-55            |
| <b>Kansas City Totals</b> |       | <b>829</b>  | <b>1224</b> | <b>.404</b> |       |            |   | <b>452-575</b>   | <b>377-649</b>   |
| 1968                      | 6     | 82          | 80          | .506        | -21   |            | Bob Kennedy   | 44-38            | 38-42            |
| 1969                      | 2     | 88          | 74          | .543        | -9    |            | Hank Bauer (80-69)/McNamara (8-5)                         | 49-32            | 39-42            |
| 1970                      | 2     | 89          | 73          | .549        | -9    |            | John McNamara   | 49-32            | 40-41            |
| 1971                      | **1   | 101         | 60          | .627        | +16   |            | Dick Williams   | 46-35            | 55-25            |
| 1972                      | ****1 | 93          | 62          | .600        | +5½   |            | Dick Williams   | 48-29            | 45-33            |
| 1973                      | ****1 | 94          | 68          | .580        | +6    |            | Dick Williams   | 50-31            | 44-37            |
| 1974                      | ****1 | 90          | 72          | .556        | +5    |            | Alvin Dark  | 49-32            | 41-40            |
| 1975                      | **1   | 98          | 64          | .605        | +7    |            | Alvin Dark  | 54-27            | 44-37            |
| 1976                      | 2     | 87          | 74          | .540        | -2½   |            | Chuck Tanner  | 51-30            | 36-44            |
| 1977                      | 7     | 63          | 98          | .391        | -38½  |            | Jack McKeon (26-27)/Winkles (37-71)                       | 35-46            | 28-52            |
| 1978                      | 6     | 69          | 93          | .426        | -23   |            | Bobby Winkles (24-15)/McKeon (45-78)                      | 38-42            | 31-51            |
| 1979                      | 7     | 54          | 108         | .333        | -34   |            | Jim Marshall  | 31-50            | 23-58            |
| 1980                      | 2     | 83          | 79          | .512        | -14   |            | Billy Martin  | 46-35            | 37-44            |
| 1981                      | **1   | 64          | 45          | .587        | +5    |            | Billy Martin  | 35-21            | 29-24            |
| 1982                      | 5     | 68          | 94          | .420        | -25   |            | Billy Martin  | 36-45            | 32-49            |
| 1983                      | 4     | 74          | 88          | .457        | -25   |            | Steve Boros   | 42-39            | 32-49            |
| 1984                      | 4     | 77          | 85          | .475        | -7    |            | Boros (20-24)/Moore (57-61)                               | 44-37            | 33-48            |
| 1985                      | 4     | 77          | 85          | .475        | -14   |            | Jackie Moore  | 43-36            | 34-49            |
| 1986                      | 3t    | 76          | 86          | .469        | -16   |            | Moore (29-44)/Jeff Newman (2-8)/<br>Tony La Russa (45-34) | 47-36            | 29-50            |
| 1987                      | 3     | 81          | 81          | .500        | -4    |            | Tony La Russa   | 42-39            | 39-42            |
| 1988                      | ****1 | 104         | 58          | .642        | +13   |            | Tony La Russa   | 54-27            | 50-31            |
| 1989                      | ****1 | 99          | 63          | .611        | +7    |            | Tony La Russa   | 54-27            | 45-36            |
| 1990                      | ****1 | 103         | 59          | .636        | +9    |            | Tony La Russa   | 51-30            | 52-29            |
| 1991                      | 4     | 84          | 78          | .519        | -11   |            | Tony La Russa   | 47-34            | 37-44            |
| 1992                      | **1   | 96          | 66          | .593        | +6    |            | Tony La Russa   | 51-30            | 45-36            |
| 1993                      | 7     | 68          | 94          | .420        | -26   |            | Tony La Russa   | 38-43            | 30-51            |
| 1994                      | 2     | 51          | 63          | .447        | -1    |            | Tony La Russa   | 24-32            | 27-31            |
| 1995                      | 4     | 67          | 77          | .465        | -11½  | 7th (-12)  | Tony La Russa   | 38-34            | 29-43            |
| 1996                      | 3     | 78          | 84          | .481        | -12   | t6th (-10) | Art Howe  | 40-41¹           | 38-43            |
| 1997                      | 4     | 65          | 97          | .401        | -25   | 11th (-31) | Art Howe  | 35-46            | 30-51            |
| 1998                      | 4     | 74          | 88          | .457        | -14   | 7th (-18)  | Art Howe  | 39-42            | 35-46            |
| 1999                      | 2     | 87          | 75          | .537        | -8    | 2nd (-7)   | Art Howe  | 52-29            | 35-46            |
| 2000                      | **1   | 91          | 70          | .565        | +½    | n/a        | Art Howe  | 47-34            | 44-36            |
| 2001                      | *2    | 102         | 60          | .630        | -14   | 1st (+17)  | Art Howe  | 53-28            | 49-32            |
| 2002                      | **1   | 103         | 59          | .636        | +4    | n/a        | Art Howe  | 54-27            | 49-32            |
| 2003                      | **1   | 96          | 66          | .593        | +3    | n/a        | Ken Macha   | 57-24            | 39-42            |
| 2004                      | 2     | 91          | 71          | .562        | -1    | 2nd (-7)   | Ken Macha   | 52-29            | 39-42            |
| 2005                      | 2     | 88          | 74          | .543        | -7    | 3rd (-7)   | Ken Macha   | 45-36            | 43-38            |
| 2006                      | **1   | 93          | 69          | .574        | +4    | n/a        | Ken Macha   | 49-32            | 44-37            |
| 2007                      | 3     | 76          | 86          | .469        | -18   | 6th (-18)  | Bob Geren   | 40-41            | 36-45            |
| 2008                      | 3     | 75          | 86          | .466        | -24½  | 7th (-19½) | Bob Geren   | 43-38²           | 32-48            |
| 2009                      | 4     | 75          | 87          | .463        | -22   | t7th (-20) | Bob Geren   | 40-41            | 35-46            |
| 2010                      | 2     | 81          | 81          | .500        | -9    | t5th (-14) | Bob Geren   | 47-34            | 34-47            |
| 2011                      | 3     | 74          | 88          | .457        | -22   | 7th (-17)  | Geren (27-36)/Bob Melvin (47-52)                          | 43-38            | 31-50            |
| 2012                      | **1   | 94          | 68          | .580        | +1    | n/a        | Bob Melvin  | 50-31²           | 44-37            |
| 2013                      | **1   | 96          | 66          | .593        | +5½   | n/a        | Bob Melvin  | 52-29            | 44-37            |
| 2014                      | *2    | 88          | 74          | .543        | -10   | 2nd (+1)   | Bob Melvin  | 48-33            | 40-41            |
| 2015                      | 5     | 68          | 94          | .420        | -20   | 12 (-18)   | Bob Melvin  | 34-47            | 34-47            |
| 2016                      | 5     | 69          | 93          | .426        | -26   | 10 (-20)   | Bob Melvin  | 34-47            | 35-46            |
| 2017                      | 5     | 75          | 87          | .463        | -26   | t9 (-10)   | Bob Melvin  | 46-35            | 29-52            |
| 2018                      | *2    | 97          | 65          | .599        | -6    | 2nd (+7)   | Bob Melvin  | 50-31            | 47-34            |
| 2019                      | *2    | 97          | 65          | .599        | -10   | 1st (+4)   | Bob Melvin  | 52-29³           | 45-36            |
| 2020                      | **1   | 36          | 24          | .600        | +7    | n/a        | Bob Melvin  | 22-10⁴           | 14-14            |
| <b>Oakland Totals</b>     |       | <b>4349</b> | <b>4004</b> | <b>.521</b> |       |            |   | <b>2360-1821</b> | <b>1989-2183</b> |
| <b>Athletics Totals</b>   |       | <b>9064</b> | <b>9476</b> | <b>.489</b> |       |            |   | <b>4958-4292</b> | <b>4106-5184</b> |

\* American League Wild Card Champions (4 times)

\*\* American League Western Division Champions (17 times)

\*\*\* American League Champions (15 times: Oakland 6 times, Philadelphia 9 times)

\*\*\*\* World Champions (9 times: Oakland 4 times, Philadelphia 5 times)

1 includes 2-4 record at Las Vegas

2 includes 1-1 record at Tokyo

3 includes 0-2 record at Tokyo

4 includes 1-1 record as visiting team

# ATHLETICS VS. THE AMERICAN LEAGUE

| YEAR | BAL   | BOS   | CHI   | CLE   | DET   | MIL  | NY    | STL   | WAS   | TOTAL  |
|------|-------|-------|-------|-------|-------|------|-------|-------|-------|--------|
| 1901 | 8-12  | 10-10 | 8-12  | 14-6  | 9-7   | 14-6 |       |       | 11-9  | 74-62  |
| 1902 | 13-6  | 11-9  | 10-10 | 12-8  | 16-4  |      |       | 9-10  | 12-6  | 83-53  |
| 1903 |       | 6-13  | 14-6  | 11-9  | 9-11  |      | 8-10  | 11-8  | 16-3  | 75-60  |
| 1904 |       | 9-13  | 14-8  | 10-11 | 12-10 |      | 9-12  | 11-10 | 16-6  | 81-70  |
| 1905 |       | 15-7  | 12-9  | 15-7  | 13-9  |      | 11-8  | 15-7  | 11-9  | 92-56  |
| 1906 |       | 14-8  | 9-12  | 10-12 | 13-6  |      | 8-13  | 9-11  | 15-5  | 78-67  |
| 1907 |       | 14-8  | 12-10 | 14-8  | 8-11  |      | 9-10  | 14-6  | 17-4  | 88-57  |
| 1908 |       | 12-10 | 9-13  | 6-16  | 8-14  |      | 14-8  | 8-13  | 11-11 | 68-85  |
| 1909 |       | 11-10 | 10-12 | 13-9  | 14-8  |      | 14-8  | 14-8  | 19-3  | 95-58  |
| 1910 |       | 18-4  | 14-8  | 14-7  | 13-9  |      | 12-9  | 17-5  | 14-6  | 102-48 |
| 1911 |       | 13-9  | 11-9  | 17-5  | 10-12 |      | 15-6  | 20-2  | 15-7  | 101-50 |
| 1912 |       | 7-15  | 10-12 | 14-8  | 13-9  |      | 17-5  | 16-6  | 13-7  | 90-62  |
| 1913 |       | 11-11 | 11-11 | 13-9  | 15-7  |      | 17-5  | 15-6  | 14-8  | 96-57  |
| 1914 |       | 9-12  | 17-5  | 19-3  | 12-9  |      | 14-8  | 15-7  | 13-9  | 99-53  |
| 1915 |       | 5-17  | 3-19  | 7-15  | 5-17  |      | 9-11  | 6-16  | 8-14  | 43-109 |
| 1916 |       | 6-16  | 4-18  | 4-18  | 4-18  |      | 7-15  | 5-17  | 6-15  | 36-117 |
| 1917 |       | 3-18  | 7-15  | 6-16  | 10-12 |      | 7-15  | 11-11 | 11-11 | 55-98  |
| 1918 |       | 6-13  | 10-11 | 7-13  | 11-9  |      | 4-8   | 8-10  | 6-12  | 52-76  |
| 1919 |       | 6-14  | 3-17  | 4-16  | 6-14  |      | 2-18  | 7-13  | 8-12  | 36-104 |
| 1920 |       | 9-13  | 6-16  | 6-16  | 10-12 |      | 3-19  | 8-14  | 6-16  | 48-106 |
| 1921 |       | 10-12 | 8-14  | 7-15  | 7-14  |      | 5-17  | 5-17  | 11-11 | 53-100 |
| 1922 |       | 12-10 | 10-12 | 11-11 | 6-16  |      | 5-17  | 9-13  | 12-10 | 65-89  |
| 1923 |       | 7-13  | 12-10 | 10-12 | 10-12 |      | 6-16  | 9-13  | 15-7  | 69-83  |
| 1924 |       | 10-12 | 11-11 | 11-11 | 11-11 |      | 8-12  | 13-9  | 7-15  | 71-81  |
| 1925 |       | 17-5  | 14-8  | 11-11 | 14-8  |      | 13-9  | 12-10 | 7-13  | 88-64  |
| 1926 |       | 14-8  | 15-6  | 8-14  | 11-11 |      | 13-9  | 15-7  | 7-12  | 83-67  |
| 1927 |       | 16-6  | 14-8  | 12-10 | 13-9  |      | 8-14  | 16-6  | 12-10 | 91-63  |
| 1928 |       | 18-3  | 16-6  | 16-6  | 14-8  |      | 6-16  | 16-6  | 12-10 | 98-55  |
| 1929 |       | 18-4  | 13-9  | 14-7  | 18-4  |      | 14-8  | 11-10 | 16-4  | 104-46 |
| 1930 |       | 18-4  | 16-6  | 15-7  | 15-7  |      | 12-10 | 16-6  | 10-12 | 102-52 |
| 1931 |       | 16-4  | 19-3  | 18-4  | 18-4  |      | 11-11 | 14-8  | 11-11 | 107-45 |
| 1932 |       | 18-4  | 15-7  | 12-10 | 15-7  |      | 8-14  | 16-6  | 10-12 | 94-60  |
| 1933 |       | 8-14  | 10-12 | 16-6  | 11-11 |      | 9-12  | 14-6  | 11-11 | 79-72  |
| 1934 |       | 9-12  | 13-9  | 9-13  | 10-12 |      | 7-15  | 9-12  | 11-9  | 68-82  |
| 1935 |       | 6-16  | 10-12 | 10-12 | 5-14  |      | 6-14  | 11-11 | 10-12 | 58-91  |
| 1936 |       | 9-13  | 7-15  | 9-13  | 5-17  |      | 6-16  | 11-10 | 6-16  | 53-100 |
| 1937 |       | 3-17  | 7-15  | 9-13  | 8-14  |      | 8-14  | 11-11 | 8-13  | 54-97  |
| 1938 |       | 8-14  | 10-12 | 4-18  | 8-14  |      | 5-16  | 12-9  | 6-16  | 53-99  |
| 1939 |       | 4-18  | 11-11 | 4-18  | 11-11 |      | 4-18  | 13-9  | 8-12  | 55-97  |
| 1940 |       | 4-18  | 6-16  | 8-14  | 11-11 |      | 9-13  | 8-14  | 8-14  | 54-100 |
| 1941 |       | 6-16  | 12-10 | 7-15  | 9-13  |      | 8-14  | 11-11 | 11-11 | 64-90  |
| 1942 |       | 8-14  | 10-12 | 6-16  | 9-13  |      | 6-16  | 6-16  | 10-12 | 55-99  |
| 1943 |       | 11-11 | 4-18  | 6-16  | 9-13  |      | 6-16  | 8-14  | 5-17  | 49-105 |
| 1944 |       | 11-11 | 13-9  | 10-12 | 11-11 |      | 9-13  | 9-13  | 9-13  | 72-82  |
| 1945 |       | 8-14  | 10-12 | 6-12  | 7-15  |      | 6-16  | 10-12 | 5-17  | 52-98  |
| 1946 |       | 5-17  | 10-12 | 7-15  | 5-17  |      | 6-16  | 10-12 | 6-16  | 49-105 |
| 1947 |       | 12-10 | 11-11 | 11-11 | 11-11 |      | 9-13  | 13-9  | 11-11 | 78-76  |
| 1948 |       | 10-12 | 16-6  | 6-16  | 10-12 |      | 10-12 | 18-4  | 14-8  | 84-70  |
| 1949 |       | 8-14  | 16-6  | 13-9  | 8-14  |      | 8-14  | 12-10 | 16-6  | 81-73  |
| 1950 |       | 3-19  | 11-11 | 5-17  | 5-17  |      | 7-15  | 8-14  | 13-9  | 52-102 |
| 1951 |       | 7-15  | 13-9  | 6-16  | 9-13  |      | 9-13  | 14-8  | 12-10 | 70-84  |
| 1952 |       | 10-12 | 11-11 | 9-13  | 17-5  |      | 9-13  | 14-8  | 9-13  | 79-75  |
| 1953 |       | 7-15  | 12-10 | 3-19  | 11-11 |      | 5-17  | 13-9  | 8-14  | 59-95  |
| 1954 | 12-10 | 7-15  | 5-17  | 4-18  | 9-13  |      | 4-18  |       | 10-12 | 51-103 |
| 1955 | 12-10 | 8-14  | 8-14  | 5-17  | 10-12 |      | 7-15  |       | 13-9  | 63-91  |
| 1956 | 7-15  | 10-12 | 8-14  | 5-17  | 6-16  |      | 4-18  |       | 12-10 | 52-102 |
| 1957 | 5-16  | 6-16  | 8-14  | 11-11 | 14-8  |      | 3-19  |       | 12-10 | 59-94  |
| 1958 | 10-12 | 10-12 | 10-12 | 12-10 | 10-12 |      | 9-13  |       | 12-10 | 73-81  |
| 1959 | 14-8  | 11-11 | 10-12 | 7-15  | 7-15  |      | 5-17  |       | 12-10 | 66-88  |
| 1960 | 9-13  | 9-13  | 7-15  | 7-15  | 12-10 |      | 7-15  |       | 7-15  | 58-96  |

| YEAR          | BAL             | BOS             | CHI             | CLE             | DET             | HOU          | KC             | LAA            | MIL              | MIN             | NYG            | SEA           | TB             | TEX            | TOR              | TOTAL  |
|---------------|-----------------|-----------------|-----------------|-----------------|-----------------|--------------|----------------|----------------|------------------|-----------------|----------------|---------------|----------------|----------------|------------------|--------|
| 1961          | 5-13            | 8-10            | 4-14            | 9-8             | 6-12            |              |                | 9-9            |                  | 7-11            | 4-14           |               |                | 9-9            |                  | 61-100 |
| 1962          | 8-10            | 8-10            | 9-9             | 7-11            | 6-12            |              |                | 6-12           |                  | 8-10            | 5-13           |               |                | 15-3           |                  | 72-90  |
| 1963          | 9-9             | 11-7            | 6-12            | 7-11            | 5-13            |              |                | 10-8           |                  | 9-9             | 6-12           |               |                | 10-8           |                  | 73-89  |
| 1964          | 5-13            | 6-12            | 2-16            | 8-10            | 7-11            |              |                | 6-12           |                  | 9-9             | 6-12           |               |                | 8-10           |                  | 57-105 |
| 1965          | 7-11            | 7-11            | 5-13            | 9-9             | 5-13            |              |                | 5-13           |                  | 8-10            | 7-11           |               |                | 6-12           |                  | 59-103 |
| 1966          | 5-11            | 9-9             | 5-13            | 12-6            | 12-6            |              |                | 9-9            |                  | 8-10            | 5-13           |               |                | 9-9            |                  | 74-86  |
| 1967          | 8-10            | 6-12            | 10-8            | 7-11            | 6-12            |              |                | 4-14           |                  | 8-10            | 7-11           |               |                | 6-11           |                  | 62-99  |
| 1968          | 9-9             | 10-8            | 8-10            | 12-6            | 5-13            |              |                | 13-5           |                  | 10-8            | 8-10           |               |                | 7-11           |                  | 82-80  |
| 1969          | 4-8             | 8-4             | 10-8            | 7-5             | 5-7             |              | 10-8           | 12-6           | 13-5             | 5-13            | 6-6            |               |                | 8-4            |                  | 88-74  |
| 1970          | 5-7             | 5-7             | 16-2            | 5-7             | 6-6             |              | 11-7           | 10-8           | 10-8             | 5-13            | 6-6            |               |                | 10-2           |                  | 89-73  |
| 1971          | 4-7             | 9-3             | 7-11            | 8-4             | 8-4             |              | 13-5           | 11-7           | 15-3             | 10-8            | 7-5            |               |                | 9-3            |                  | 101-60 |
| 1972          | 6-6             | 3-9             | 8-7             | 10-2            | 8-4             |              | 11-7           | 10-8           | 8-4              | 9-8             | 9-3            |               |                | 11-4           |                  | 93-62  |
| 1973          | 7-5             | 8-4             | 12-6            | 9-3             | 5-7             |              | 10-8           | 12-6           | 8-4              | 4-14            | 8-4            |               |                | 11-7           |                  | 94-68  |
| 1974          | 6-6             | 4-8             | 11-7            | 7-5             | 7-5             |              | 10-8           | 12-6           | 7-5              | 13-5            | 5-7            |               |                | 8-10           |                  | 90-72  |
| 1975          | 8-4             | 6-6             | 9-9             | 10-2            | 6-6             |              | 11-7           | 11-7           | 7-5              | 12-6            | 6-6            |               |                | 12-6           |                  | 98-64  |
| 1976          | 8-4             | 8-4             | 9-8             | 8-4             | 6-6             |              | 9-9            | 12-6           | 7-5              | 7-11            | 6-6            |               |                | 7-11           |                  | 87-74  |
| 1977          | 2-8             | 3-8             | 5-10            | 3-7             | 5-5             |              | 6-9            | 10-5           | 5-5              | 6-8             | 2-9            | 7-8           |                | 2-13           | 7-3              | 63-98  |
| 1978          | 0-11            | 5-5             | 8-7             | 6-4             | 4-6             |              | 5-10           | 6-9            | 1-9              | 6-9             | 2-8            | 13-2          |                | 6-9            | 7-4              | 69-93  |
| 1979          | 4-8             | 3-9             | 4-9             | 4-8             | 5-7             |              | 4-9            | 3-10           | 6-6              | 4-9             | 3-9            | 8-5           |                | 2-11           | 4-8              | 54-108 |
| 1980          | 5-7             | 3-9             | 7-6             | 6-6             | 6-6             |              | 7-6            | 10-3           | 5-7              | 7-6             | 4-8            | 8-5           |                | 7-6            | 8-4              | 83-79  |
| 1981          | 5-7             | 5-7             | 6-7             | 2-3             | 2-1             |              | 3-3            | 8-2            | 2-4              | 8-2             | 3-4            | 6-1           |                | 4-2            | 10-2             | 64-45  |
| 1982          | 5-7             | 4-8             | 4-9             | 8-4             | 3-9             |              | 6-7            | 4-9            | 5-7              | 10-3            | 5-7            | 6-7           |                | 5-8            | 3-9              | 68-94  |
| 1983          | 4-8             | 4-8             | 5-8             | 5-7             | 6-6             |              | 6-7            | 8-5            | 6-6              | 9-4             | 4-8            | 9-4           |                | 2-11           | 6-6              | 74-88  |
| 1984          | 6-6             | 5-7             | 7-6             | 5-7             | 3-9             |              | 8-5            | 6-7            | 8-4              | 5-8             | 4-8            | 8-5           |                | 8-5            | 4-8              | 77-85  |
| 1985          | 5-7             | 4-8             | 5-8             | 9-3             | 4-8             |              | 5-8            | 7-6            | 9-3              | 5-8             | 5-7            | 8-5           |                | 6-7            | 5-7              | 77-85  |
| 1986          | 7-5             | 5-7             | 6-7             | 2-10            | 6-6             |              | 5-8            | 3-10           | 7-5              | 7-6             | 7-5            | 10-3          |                | 3-10           | 8-4              | 76-86  |
| 1987          | 5-7             | 8-4             | 4-9             | 8-4             | 7-5             |              | 8-5            | 7-6            | 6-6              | 3-10            | 7-5            | 5-8           |                | 6-7            | 7-5              | 81-81  |
| 1988          | 8-4             | 9-3             | 8-5             | 8-4             | 8-4             |              | 5-8            | 9-4            | 9-3              | 8-5             | 6-6            | 9-4           |                | 8-5            | 9-3              | 104-58 |
| 1989          | 7-5             | 5-7             | 8-5             | 10-2            | 8-4             |              | 6-7            | 8-5            | 7-5              | 7-6             | 9-3            | 9-4           |                | 8-5            | 7-5              | 99-63  |
| 1990          | 8-4             | 8-4             | 5-8             | 8-4             | 6-6             |              | 9-4            | 9-4            | 7-5              | 7-6             | 12-0           | 9-4           |                | 8-5            | 7-5              | 103-59 |
| 1991          | 9-3             | 4-8             | 6-7             | 7-5             | 8-4             |              | 7-6            | 12-1           | 4-8              | 5-8             | 6-6            | 6-7           |                | 4-9            | 6-6              | 84-78  |
| 1992          | 6-6             | 7-5             | 8-5             | 6-6             | 6-6             |              | 9-4            | 8-5            | 5-7              | 8-5             | 6-6            | 12-1          |                | 9-4            | 6-6              | 96-66  |
| 1993          | 2-10            | 3-9             | 6-7             | 4-8             | 4-8             |              | 7-6            | 7-6            | 5-7              | 5-8             | 6-6            | 9-4           |                | 5-8            | 5-7              | 68-94  |
| 1994          | 5-7             | 3-9             | 3-6             | 0-6             | 4-5             |              | 3-7            | 6-3            | 1-4              | 5-2             | 5-7            | 4-3           |                | 7-3            | 5-1              | 51-63  |
| 1995          | 7-5             | 4-8             | 5-7             | 0-7             | 3-2             |              | 8-5            | 7-6            | 2-7              | 7-5             | 9-4            | 7-6           |                | 5-8            | 3-7              | 67-77  |
| 1996          | 4-9             | 5-8             | 7-5             | 6-6             | 8-4             |              | 7-5            | 7-6            | 5-7              | 7-6             | 3-9            | 8-5           |                | 7-6            | 4-8              | 78-84  |
| 1997          | 3-8             | 4-7             | 3-8             | 4-7             | 4-7             |              | 8-3            | 1-11           | 6-5              | 4-7             | 5-6            | 5-7           |                | 5-7            | 6-5              | 58-88  |
| 1998          | 3-8             | 2-9             | 7-4             | 8-3             | 4-7             |              | 4-7            | 7-5            |                  | 7-4             | 3-8            | 5-7           | 5-6            | 6-6            | 5-6              | 66-80  |
| 1999          | 7-5             | 6-4             | 7-3             | 2-10            | 6-4             |              | 6-6            | 4-8            |                  | 5-7             | 4-6            | 6-6           | 9-1            | 5-7            | 8-2              | 75-69  |
| 2000          | 8-4             | 5-5             | 3-6             | 6-6             | 4-6             |              | 8-4            | 8-5            |                  | 7-5             | 3-6            | 9-4           | 7-2            | 5-7            | 7-3              | 80-63  |
| 2001          | 7-2             | 5-4             | 8-1             | 3-4             | 6-1             |              | 6-3            | 14-6           |                  | 4-5             | 6-3            | 9-10          | 7-2            | 9-10           | 6-3              | 90-54  |
| 2002          | 5-4             | 3-6             | 7-2             | 5-2             | 6-1             |              | 8-1            | 11-9           |                  | 6-3             | 4-5            | 8-11          | 8-1            | 13-6           | 3-6              | 87-57  |
| 2003          | 7-2             | 4-3             | 5-4             | 6-3             | 6-3             |              | 7-2            | 12-8           |                  | 1-8             | 6-3            | 7-12          | 6-3            | 15-4           | 5-2              | 87-57  |
| 2004          | 7-0             | 1-8             | 7-2             | 3-6             | 5-4             |              | 7-2            | 9-10           |                  | 5-2             | 2-7            | 11-8          | 7-2            | 11-9           | 6-3              | 81-63  |
| 2005          | 6-4             | 4-6             | 7-2             | 3-6             | 5-1             |              | 4-2            | 9-10           |                  | 6-4             | 2-7            | 12-6          | 4-5            | 11-8           | 5-5              | 78-66  |
| 2006          | 4-2             | 7-3             | 3-3             | 6-3             | 4-5             |              | 5-4            | 8-11           |                  | 4-6             | 6-3            | 17-2          | 6-3            | 9-10           | 6-4              | 85-59  |
| 2007          | 4-4             | 4-4             | 5-4             | 4-6             | 6-4             |              | 4-6            | 10-9           |                  | 2-5             | 4-2            | 5-14          | 4-6            | 9-10           | 5-4              | 66-78  |
| 2008          | 5-0             | 4-6             | 4-5             | 4-5             | 6-3             |              | 3-6            | 9-10           |                  | 5-5             | 1-5            | 10-9          | 3-6            | 7-12           | 4-6              | 65-78  |
| 2009          | 5-1             | 5-5             | 5-4             | 5-2             | 4-5             |              | 6-2            | 7-12           |                  | 6-4             | 2-7            | 5-14          | 6-4            | 11-8           | 3-6              | 70-74  |
| 2010          | 7-3             | 5-4             | 5-4             | 6-3             | 3-3             |              | 6-3            | 8-11           |                  | 3-6             | 1-9            | 13-6          | 4-5            | 9-10           | 3-4              | 73-71  |
| 2011          | 5-4             | 2-6             | 4-6             | 2-5             | 5-5             |              | 5-4            | 11-8           |                  | 4-4             | 3-6            | 9-10          | 5-2            | 6-13           | 5-5              | 66-78  |
| 2012          | 5-4             | 8-1             | 3-3             | 8-2             | 3-4             |              | 4-5            | 10-9           |                  | 5-4             | 5-5            | 12-7          | 5-4            | 11-8           | 5-4              | 84-60  |
| 2013          | 2-5             | 3-3             | 5-2             | 2-5             | 4-3             | 15-4         | 5-1            | 11-8           |                  | 6-1             | 5-1            | 8-11          | 3-3            | 10-9           | 4-3              | 83-59  |
| 2014          | 4-2             | 4-3             | 3-4             | 4-2             | 2-5             | 11-8         | 2-5            | 9-10           |                  | 6-1             | 4-2            | 9-10          | 4-2            | 9-10           | 4-3              | 75-67  |
| 2015          | 1-6             | 1-5             | 2-5             | 4-3             | 4-2             | 9-10         | 1-5            | 8-11           |                  | 3-4             | 4-3            | 6-13          | 3-4            | 10-9           | 1-5              | 57-85  |
| 2016          | 4-3             | 1-5             | 2-5             | 2-4             | 3-4             | 6-13         | 6-1            | 7-12           |                  | 4-2             | 3-4            | 7-12          | 5-2            | 9-10           | 3-3              | 62-80  |
| 2017          | 3-4             | 4-3             | 5-1             | 4-3             | 5-1             | 7-12         | 3-3            | 7-12           |                  | 3-3             | 5-2            | 7-12          | 2-5            | 11-8           | 2-5              | 68-74  |
| 2018          | 5-1             | 4-2             | 5-2             | 4-2             | 7-0             | 7-12         | 5-2            | 9-10           |                  | 5-2             | 3-3            | 9-10          | 2-5            | 13-6           | 7-0              | 85-57  |
| 2019          | 6-1             | 3-4             | 5-1             | 5-1             | 6-1             | 8-11         | 5-2            | 13-6           |                  | 4-3             | 4-2            | 10-9          | 4-3            | 13-6           | 0-6              | 86-56  |
| 2020          |                 |                 |                 |                 |                 | 7-3          |                | 6-4            |                  |                 |                | 6-4           |                | 7-3            |                  | 26-14  |
| <b>Totals</b> |                 | <b>889-1081</b> |                 | <b>918-1035</b> |                 | <b>75-74</b> |                | <b>505-463</b> |                  | <b>795-1149</b> |                | <b>109-76</b> |                | <b>224-201</b> |                  |        |
|               | <b>1010-947</b> |                 | <b>994-1045</b> |                 | <b>938-1001</b> |              | <b>327-267</b> |                | <b>1013-1010</b> |                 | <b>366-305</b> |               | <b>482-458</b> |                | <b>8826-9270</b> |        |

**Note:** Baltimore record also includes Milwaukee Brewers (1901) and St. Louis Browns (1902-53). Houston total includes 5-1 record while in the NL. Minnesota record includes Washington Senators (1901-60). New York record includes Baltimore Orioles (1901-02). Milwaukee record includes Seattle Pilots (1969). Texas record includes Washington Senators (1961-71).

# ATHLETICS VS. THE NATIONAL LEAGUE

| YEAR          | ARI          | ATL         | CHI         | CIN         | COL          | HOU | LA           | MIA        | MIL            | NYM         | PHI         | PIT         | STL         | SD           | SF           | WAS        | TOTAL          |
|---------------|--------------|-------------|-------------|-------------|--------------|-----|--------------|------------|----------------|-------------|-------------|-------------|-------------|--------------|--------------|------------|----------------|
| 1997          |              |             |             |             | 1-3          |     | 1-3          |            |                |             |             |             |             | 3-1          | 2-2          |            | 7-9            |
| 1998          | 2-1          |             |             |             | 1-2          |     | 1-2          |            |                |             |             |             |             | 2-1          | 2-2          |            | 8-8            |
| 1999          | 2-1          |             |             |             | 3-0          |     | 3-0          |            |                |             |             |             |             | 1-2          | 3-3          |            | 12-6           |
| 2000          | 2-1          |             |             |             | 1-2          |     | 2-1          |            |                |             |             |             |             | 3-0          | 3-3          |            | 11-7           |
| 2001          | 3-0          |             |             |             | 3-0          |     | 2-1          |            |                |             |             |             |             | 2-1          | 2-4          |            | 12-6           |
| 2002          |              |             |             | 3-0         |              | 3-0 |              |            | 3-0            |             |             | 3-0         |             |              | 4-2          |            | 16-2           |
| 2003          |              | 1-2         |             |             |              |     |              | 1-2        |                |             | 1-2         |             |             |              | 3-3          | 3-0        | 9-9            |
| 2004          |              |             | 1-2         | 3-0         |              |     |              |            |                |             |             | 3-0         | 0-3         |              | 3-3          |            | 10-8           |
| 2005          |              | 2-1         |             |             |              |     |              |            |                | 2-1         | 2-1         |             |             |              | 4-2          | 0-3        | 10-8           |
| 2006          | 0-3          |             |             |             | 1-2          |     | 3-0          |            |                |             |             |             |             | 1-2          | 3-3          |            | 8-10           |
| 2007          |              |             |             | 2-1         |              | 2-1 |              |            |                | 0-3         |             |             | 1-2         |              | 5-1          |            | 10-8           |
| 2008          | 1-2          | 1-2         |             |             |              |     |              | 2-1        |                |             | 2-1         |             |             |              | 4-2          |            | 10-8           |
| 2009          | 1-2          |             |             |             | 0-3          |     | 1-2          |            |                |             |             |             |             | 2-1          | 1-5          |            | 5-13           |
| 2010          |              |             | 1-2         | 0-3         |              |     |              |            |                |             |             | 3-0         | 1-2         |              | 3-3          |            | 8-10           |
| 2011          | 2-1          |             |             |             |              |     |              | 1-2        |                | 1-2         | 1-2         |             |             |              | 3-3          |            | 8-10           |
| 2012          | 0-3          |             |             |             | 3-0          |     | 3-0          |            |                |             |             |             |             | 2-1          | 2-4          |            | 10-8           |
| 2013          |              |             | 2-1         | 2-2         |              |     |              |            | 2-1            |             |             | 2-1         | 2-1         |              | 3-1          |            | 13-7           |
| 2014          |              | 0-3         |             |             |              |     |              | 3-0        |                | 2-2         | 2-1         |             |             |              | 3-1          | 3-0        | 13-7           |
| 2015          | 2-1          |             |             |             | 2-1          |     | 3-1          |            |                |             |             |             |             | 3-1          | 1-5          |            | 11-9           |
| 2016          |              |             | 0-3         | 1-2         |              |     |              |            | 1-3            |             |             | 0-3         | 2-1         |              | 3-1          |            | 7-13           |
| 2017          |              | 0-3         |             |             |              |     |              | 1-3        |                | 1-2         | 2-1         |             |             |              | 2-2          | 1-2        | 7-13           |
| 2018          | 2-1          |             |             |             | 0-3          |     | 2-2          |            |                |             |             |             |             | 4-0          | 4-2          |            | 12-8           |
| 2019          |              |             | 1-2         | 2-1         |              |     |              |            | 2-1            |             |             | 1-2         | 4-0         |              | 1-3          |            | 11-9           |
| 2020          | 2-2          |             |             |             | 1-3          |     | 1-2          |            |                |             |             |             |             | 1-2          | 5-1          |            | 10-10          |
| <b>Totals</b> | <b>19-18</b> | <b>4-11</b> | <b>5-10</b> | <b>13-9</b> | <b>16-19</b> |     | <b>22-14</b> | <b>8-8</b> | <b>194-164</b> | <b>6-10</b> | <b>10-8</b> | <b>12-6</b> | <b>10-9</b> | <b>24-12</b> | <b>69-61</b> | <b>7-5</b> | <b>238-206</b> |

Note: Washington record also includes Montreal Expos (2003). Milwaukee total includes 186-159 record while in the AL.

# ATHLETICS IN DIVISIONAL PLAY

| YEAR | A.L. WEST |       |       | A.L. CENTRAL |       |       | A.L. EAST |       |       | NATIONAL LEAGUE |      |       |
|------|-----------|-------|-------|--------------|-------|-------|-----------|-------|-------|-----------------|------|-------|
|      | HOME      | ROAD  | TOTAL | HOME         | ROAD  | TOTAL | HOME      | ROAD  | TOTAL | HOME            | ROAD | TOTAL |
| 1969 | 26-19     | 24-21 | 50-40 |              |       |       | 23-13     | 15-21 | 38-34 |                 |      |       |
| 1970 | 27-18     | 25-20 | 52-38 |              |       |       | 22-14     | 15-21 | 37-35 |                 |      |       |
| 1971 | 24-21     | 32-13 | 56-34 |              |       |       | 22-14     | 23-12 | 45-26 |                 |      |       |
| 1972 | 28-13     | 21-21 | 49-34 |              |       |       | 20-16     | 24-12 | 44-28 |                 |      |       |
| 1973 | 26-19     | 23-22 | 49-41 |              |       |       | 24-12     | 21-15 | 45-27 |                 |      |       |
| 1974 | 31-14     | 23-22 | 54-36 |              |       |       | 18-18     | 18-18 | 36-36 |                 |      |       |
| 1975 | 32-13     | 23-22 | 55-35 |              |       |       | 22-14     | 21-15 | 43-29 |                 |      |       |
| 1976 | 27-18     | 17-27 | 44-45 |              |       |       | 24-12     | 19-17 | 43-29 |                 |      |       |
| 1977 | 23-22     | 13-31 | 36-53 |              |       |       | 12-24     | 15-21 | 27-45 |                 |      |       |
| 1978 | 23-21     | 21-25 | 44-46 |              |       |       | 15-21     | 10-26 | 25-47 |                 |      |       |
| 1979 | 15-24     | 10-29 | 25-53 |              |       |       | 16-26     | 13-29 | 29-55 |                 |      |       |
| 1980 | 25-14     | 21-18 | 46-32 |              |       |       | 21-21     | 16-26 | 37-47 |                 |      |       |
| 1981 | 15-11     | 20-6  | 35-17 |              |       |       | 20-10     | 9-18  | 29-28 |                 |      |       |
| 1982 | 19-20     | 16-23 | 35-43 |              |       |       | 17-25     | 16-26 | 33-51 |                 |      |       |
| 1983 | 22-17     | 17-22 | 39-39 |              |       |       | 20-22     | 15-27 | 35-49 |                 |      |       |
| 1984 | 25-14     | 17-22 | 42-36 |              |       |       | 19-23     | 16-26 | 35-49 |                 |      |       |
| 1985 | 21-16     | 15-26 | 36-42 |              |       |       | 22-20     | 19-23 | 41-43 |                 |      |       |
| 1986 | 18-20     | 15-24 | 33-44 |              |       |       | 29-16     | 14-26 | 43-42 |                 |      |       |
| 1987 | 17-22     | 16-23 | 33-45 |              |       |       | 25-17     | 23-19 | 48-36 |                 |      |       |
| 1988 | 24-15     | 23-16 | 47-31 |              |       |       | 30-12     | 27-15 | 57-27 |                 |      |       |
| 1989 | 25-14     | 21-18 | 46-32 |              |       |       | 29-13     | 24-18 | 53-31 |                 |      |       |
| 1990 | 22-17     | 25-14 | 47-31 |              |       |       | 29-13     | 27-15 | 56-28 |                 |      |       |
| 1991 | 25-14     | 15-24 | 40-38 |              |       |       | 22-20     | 22-20 | 44-40 |                 |      |       |
| 1992 | 29-10     | 25-14 | 54-24 |              |       |       | 22-20     | 20-22 | 42-42 |                 |      |       |
| 1993 | 20-19     | 19-20 | 39-39 |              |       |       | 18-24     | 11-31 | 29-55 |                 |      |       |
| 1994 | 8-5       | 9-4   | 17-9  | 5-14         | 7-11  | 12-25 | 11-13     | 11-16 | 22-29 |                 |      |       |
| 1995 | 13-7      | 6-13  | 19-20 | 11-15        | 11-16 | 22-31 | 14-12     | 12-14 | 26-26 |                 |      |       |
| 1996 | 11-9      | 11-8  | 22-17 | 18-12        | 14-17 | 32-29 | 11-20     | 13-18 | 24-38 |                 |      |       |

| YEAR          | A.L. WEST      |                  |       | A.L. CENTRAL   |       |                | A.L. EAST |                  |       | NATIONAL LEAGUE |      |                |
|---------------|----------------|------------------|-------|----------------|-------|----------------|-----------|------------------|-------|-----------------|------|----------------|
|               | HOME           | ROAD             | TOTAL | HOME           | ROAD  | TOTAL          | HOME      | ROAD             | TOTAL | HOME            | ROAD | TOTAL          |
| 1997          | 5-13           | 6-12             | 11-25 | 13-14          | 12-16 | 25-30          | 13-15     | 9-18             | 22-33 | 4-4             | 3-5  | 7-9            |
| 1998          | 9-9            | 9-9              | 18-18 | 16-12          | 14-13 | 30-25          | 10-17     | 8-20             | 18-37 | 4-4             | 4-4  | 8-8            |
| 1999          | 11-7           | 4-14             | 15-21 | 16-10          | 10-20 | 26-30          | 17-11     | 17-7             | 34-18 | 8-1             | 4-5  | 12-6           |
| 2000          | 13-6           | 9-10             | 22-16 | 13-17          | 15-10 | 28-27          | 14-9      | 16-11            | 30-20 | 7-2             | 4-5  | 11-7           |
| 2001          | 16-13          | 16-13            | 32-26 | 9-7            | 18-7  | 27-14          | 21-6      | 10-8             | 31-14 | 7-2             | 5-4  | 12-6           |
| 2002          | 19-10          | 13-16            | 32-26 | 19-6           | 13-3  | 32-9           | 8-10      | 15-12            | 23-22 | 8-1             | 8-1  | 16-2           |
| 2003          | 20-9           | 14-15            | 34-24 | 12-6           | 13-14 | 25-20          | 19-6      | 9-7              | 28-13 | 6-3             | 3-6  | 9-9            |
| 2004          | 17-12          | 14-15            | 31-27 | 16-8           | 11-8  | 27-16          | 12-7      | 11-13            | 23-20 | 7-2             | 3-6  | 10-8           |
| 2005          | 15-14          | 17-10            | 32-24 | 13-8           | 12-7  | 25-15          | 10-12     | 11-15            | 21-27 | 7-2             | 3-6  | 10-8           |
| 2006          | 16-12          | 18-11            | 34-23 | 14-8           | 8-13  | 22-21          | 15-7      | 14-8             | 29-15 | 4-5             | 4-5  | 8-10           |
| 2007          | 12-16          | 12-17            | 24-33 | 14-11          | 7-14  | 21-25          | 9-10      | 12-10            | 21-20 | 5-4             | 5-4  | 10-8           |
| 2008          | 14-14          | 12-17            | 26-31 | 13-9           | 9-15  | 22-24          | 11-11     | 6-12             | 17-23 | 5-4             | 5-4  | 10-8           |
| 2009          | 11-18          | 12-16            | 23-34 | 17-8           | 9-9   | 26-17          | 10-8      | 11-15            | 21-23 | 2-7             | 3-6  | 5-13           |
| 2010          | 18-11          | 12-16            | 30-27 | 9-8            | 14-11 | 23-19          | 14-12     | 6-13             | 20-25 | 6-3             | 2-7  | 8-10           |
| 2011          | 15-13          | 11-18            | 26-31 | 11-14          | 9-10  | 20-24          | 11-8      | 9-15             | 20-23 | 6-3             | 2-7  | 8-10           |
| 2012          | 16-12          | 17-12            | 33-24 | 12-7           | 11-11 | 23-18          | 16-9      | 12-9             | 28-18 | 6-3             | 4-5  | 10-8           |
| 2013          | 21-18          | 23-14            | 44-32 | 13-3           | 9-9   | 22-12          | 10-6      | 7-9              | 17-15 | 8-2             | 5-5  | 13-7           |
| 2014          | 18-19          | 20-19            | 38-38 | 9-8            | 8-9   | 17-17          | 13-4      | 7-8              | 20-12 | 8-2             | 5-5  | 13-7           |
| 2015          | 16-23          | 17-20            | 33-43 | 5-11           | 9-8   | 14-19          | 7-9       | 3-14             | 10-23 | 6-4             | 5-5  | 11-9           |
| 2016          | 13-24          | 16-23            | 29-47 | 10-6           | 7-10  | 17-16          | 9-9       | 7-8              | 16-17 | 2-8             | 5-5  | 7-13           |
| 2017          | 21-17          | 11-27            | 32-44 | 10-5           | 10-6  | 20-11          | 12-6      | 4-13             | 16-19 | 3-7             | 4-6  | 7-13           |
| 2018          | 19-20          | 19-18            | 38-38 | 13-3           | 13-5  | 26-8           | 11-5      | 10-6             | 21-11 | 7-3             | 5-5  | 12-8           |
| 2019          | 24-15          | 20-17            | 44-32 | 11-4           | 14-4  | 25-8           | 11-6      | 6-10             | 17-16 | 6-4             | 5-5  | 11-9           |
| 2020          | 17-5           | 9-9              | 26-14 |                |       |                |           |                  |       | 5-5             | 5-5  | 10-10          |
| <b>Totals</b> | <b>997-776</b> | <b>1851-1692</b> |       | <b>287-276</b> |       | <b>860-688</b> |           | <b>1569-1516</b> |       | <b>101-121</b>  |      | <b>238-206</b> |
|               |                | <b>854-916</b>   |       | <b>322-234</b> |       | <b>609-510</b> |           | <b>709-828</b>   |       | <b>137-85</b>   |      |                |

## OAKLAND A'S MONTH-BY-MONTH

| Year | March | April | May   | June  | July  | August | September | October |
|------|-------|-------|-------|-------|-------|--------|-----------|---------|
| 1968 | -     | 8-10  | 13-14 | 17-12 | 15-15 | 16-17  | 13-12     | -       |
| 1969 | -     | 11-8  | 12-13 | 17-9  | 18-11 | 16-15  | 13-17     | 1-1     |
| 1970 | -     | 8-12  | 17-11 | 17-10 | 15-12 | 13-17  | 18-11     | 1-0     |
| 1971 | -     | 17-8  | 16-10 | 17-8  | 14-13 | 23-8   | 14-13     | -       |
| 1972 | -     | 7-4   | 18-8  | 18-11 | 16-15 | 14-13  | 18-10     | 2-1     |
| 1973 | -     | 9-11  | 15-13 | 18-11 | 17-12 | 20-7   | 15-14     | -       |
| 1974 | -     | 10-10 | 17-11 | 14-14 | 20-8  | 15-14  | 14-13     | 0-2     |
| 1975 | -     | 12-8  | 16-10 | 20-9  | 18-11 | 15-16  | 17-10     | -       |
| 1976 | -     | 9-8   | 12-17 | 15-13 | 17-11 | 17-12  | 16-11     | 1-2     |
| 1977 | -     | 12-9  | 10-15 | 10-17 | 10-19 | 10-18  | 11-18     | 0-2     |
| 1978 | -     | 16-5  | 11-15 | 11-18 | 17-13 | 7-21   | 7-20      | 0-1     |
| 1979 | -     | 8-14  | 9-19  | 5-24  | 8-20  | 14-15  | 10-16     | -       |
| 1980 | -     | 12-8  | 13-13 | 7-21  | 19-10 | 14-14  | 16-11     | 2-2     |
| 1981 | -     | 18-3  | 13-17 | 6-3   | -     | 10-9   | 15-12     | 2-1     |
| 1982 | -     | 11-11 | 12-16 | 10-18 | 11-15 | 14-15  | 9-17      | 1-2     |
| 1983 | -     | 11-9  | 11-16 | 14-15 | 12-17 | 17-13  | 8-16      | 1-2     |
| 1984 | -     | 14-10 | 9-17  | 15-14 | 10-18 | 14-14  | 15-12     | -       |
| 1985 | -     | 9-12  | 13-12 | 17-10 | 13-14 | 15-14  | 8-20      | 2-3     |
| 1986 | -     | 11-10 | 12-16 | 7-22  | 14-12 | 17-11  | 13-13     | 2-2     |
| 1987 | -     | 9-14  | 15-10 | 16-11 | 12-15 | 15-14  | 12-15     | 2-2     |
| 1988 | -     | 16-7  | 19-8  | 13-14 | 16-12 | 20-9   | 19-7      | 1-1     |
| 1989 | -     | 18-8  | 16-10 | 13-14 | 16-10 | 18-11  | 17-10     | 1-0     |
| 1990 | -     | 14-5  | 18-9  | 15-12 | 17-14 | 18-9   | 20-8      | 1-2     |
| 1991 | -     | 13-7  | 15-12 | 13-15 | 15-12 | 15-14  | 11-15     | 2-3     |
| 1992 | -     | 14-8  | 13-14 | 18-9  | 15-11 | 19-10  | 15-12     | 2-2     |
| 1993 | -     | 7-11  | 12-16 | 12-14 | 12-17 | 9-21   | 15-13     | 1-2     |
| 1994 | -     | 7-17  | 8-19  | 17-9  | 15-11 | 4-7    | -         | -       |
| 1995 | -     | 1-4   | 16-12 | 16-12 | 8-20  | 17-12  | 9-16      | 0-1     |
| 1996 | -     | 13-12 | 11-16 | 14-15 | 17-10 | 11-19  | 12-12     | -       |
| 1997 | -     | 13-13 | 9-21  | 12-15 | 8-19  | 11-16  | 12-13     | -       |
| 1998 | -     | 12-14 | 10-17 | 15-13 | 11-16 | 15-15  | 11-13     | -       |
| 1999 | -     | 10-14 | 17-10 | 10-16 | 16-10 | 19-10  | 13-14     | 2-1     |
| 2000 | -     | 12-13 | 15-13 | 18-7  | 13-14 | 11-16  | 21-7      | 1-0     |



| Year          | March      | April          | May            | June           | July           | August         | September      | October      |
|---------------|------------|----------------|----------------|----------------|----------------|----------------|----------------|--------------|
| 2001          | -          | 8-17           | 18-9           | 12-15          | 19-8           | 22-7           | 17-4           | 6-0          |
| 2002          | -          | 15-11          | 10-17          | 21-7           | 15-12          | 24-4           | 18-8           | -            |
| 2003          | -          | 17-10          | 14-13          | 15-12          | 16-11          | 20-9           | 14-11          | -            |
| 2004          | -          | 11-12          | 15-11          | 17-10          | 15-12          | 20-8           | 12-16          | 1-2          |
| 2005          | -          | 12-12          | 7-20           | 19-8           | 20-6           | 17-11          | 11-17          | 2-0          |
| 2006          | -          | 12-12          | 12-17          | 18-8           | 14-13          | 21-6           | 15-13          | 1-0          |
| 2007          | -          | 12-13          | 14-13          | 15-13          | 9-18           | 17-12          | 9-17           | -            |
| 2008          | 1-1        | 16-11          | 12-15          | 16-10          | 8-17           | 10-20          | 12-12          | -            |
| 2009          | -          | 8-11           | 11-18          | 13-15          | 12-14          | 14-15          | 17-10          | 0-4          |
| 2010          | -          | 12-12          | 16-12          | 10-17          | 14-10          | 13-15          | 13-15          | 3-0          |
| 2011          | -          | 13-14          | 14-15          | 9-17           | 13-13          | 11-17          | 14-12          | -            |
| 2012          | 1-1        | 10-12          | 11-16          | 15-13          | 19-5           | 18-10          | 17-11          | 3-0          |
| 2013          | -          | 16-12          | 16-12          | 16-11          | 15-10          | 14-13          | 19-8           | -            |
| 2014          | 0-1        | 18-9           | 16-12          | 17-9           | 15-10          | 12-17          | 10-16          | -            |
| 2015          | -          | 9-14           | 11-19          | 15-12          | 10-14          | 13-15          | 8-19           | 2-1          |
| 2016          | -          | 13-12          | 11-17          | 11-15          | 12-14          | 10-18          | 10-17          | 2-0          |
| 2017          | -          | 11-14          | 12-15          | 12-16          | 12-14          | 11-16          | 16-12          | 1-0          |
| 2018          | 1-2        | 13-12          | 15-14          | 17-10          | 17-8           | 18-9           | 16-10          | -            |
| 2019          | 3-3        | 11-15          | 16-10          | 17-11          | 15-9           | 17-9           | 18-8           | -            |
| 2020          | -          | -              | -              | -              | 3-4            | 19-8           | 14-12          | -            |
| <b>Totals</b> | <b>6-8</b> | <b>609-552</b> | <b>694-725</b> | <b>742-664</b> | <b>728-659</b> | <b>804-685</b> | <b>717-669</b> | <b>49-42</b> |

## ATHLETICS FRANCHISE RECORDS

### TEAM GENERAL

#### Most Games Won

|                   |                            |
|-------------------|----------------------------|
| Season            | 107 (1931)                 |
| Home              | 60 (1931)                  |
| Road              | 55 (1971)                  |
| Consecutive       | 20 (Aug. 13-Sept. 4, 2002) |
| Consecutive, Home | 22 (July 15-Aug. 31, 1931) |
| Consecutive, Road | 14 (May 3-30, 1931)        |
| vs. One Team      | 20 (St. Louis, 1911)       |
| by Shutout        | 27 (1907, 1909)            |
| by One Run        | 33 (2004)                  |
| in Extra Innings  | 14 (1988)                  |
| Month             | 26 (July, 1931)            |

#### Most Games Lost

|                        |                                       |
|------------------------|---------------------------------------|
| Season                 | 117 (1916)                            |
| Home                   | 55 (1956, 1964)                       |
| Road                   | 64 (1916)                             |
| Consecutive            | 20 (1916, 1943)                       |
| Consecutive, Home      | 13 (May 27-July 6, 1920)              |
| Consecutive, Road      | 22 (July 11-Aug. 23, 1943)            |
| vs. One Team           | 19 (five times, last: New York, 1957) |
| by Shutout             | 24 (1943)                             |
| Fewest Lost By Shutout | 2 (1902, 1931 and 1932)               |
| by One Run             | 40 (1908)                             |
| in Extra Innings       | 16 (1921)                             |
| Month                  | 28 (July, 1916)                       |

#### Most Games

|               |                  |
|---------------|------------------|
| Season        | 163 (1964, 1968) |
| Shutout       | 41 (1909)        |
| One Run       | 65 (1908)        |
| Extra Innings | 24 (1921, 1945)  |
| Month         | 40 (Aug., 1938)  |

#### Highest Winning Percentage

|                          |   |
|--------------------------|---|
| Season                   | .704 (1931)                                 |
| Home                     | .800 (1931)                                 |
| Road                     | .688 (1971)                                 |
| Shutout Games            | .857 (1931, 12-2)                           |
| One-Run Games            | .698 (1928, 30-13)                          |
| Extra Inning Games       | 1.000 (1928, 8-0)                           |
| Month                    | .857 (Aug., 2002; 24-4)                     |
|                          | .857 (April, 1981; 18-3)                    |
| Homestand (min. 6 games) | 1.000 (Aug. 23-29, 2004; 7-0)               |
|                          | 1.000 (Sept. 3-10, 2001; 7-0)               |
|                          | 1.000 (May 4-12, 1948; 7-0)                 |
|                          | 1.000 (12 times, last: Aug. 4-9, 2020; 6-0) |
| Roadtrip (min. 6 games)  | 1.000 (May 9-21, 1931; 11-0)                |
|                          | 1.000 (Aug. 19-28, 2002; 10-0)              |
|                          | 1.000 (April 9-16, 1981; 8-0)               |
|                          | 1.000 (April 5-11, 2013; 6-0)               |

#### Lowest Winning Percentage

|                          |  |
|--------------------------|--|
| Season                   | .235 (1916)  |
| Home                     | .267 (1915)  |
| Road                     | .169 (1916)  |
| Shutout Games            | .045 (1919, 1-21)  |
| One-Run Games            | .256 (1916, 11-32)                                       |
| Extra Inning Games       | .200 (1916, 2-8)   |
| Month                    | .067 (July, 1916; 2-28)                                  |
| Homestand (min. 6 games) | .000 (Aug. 10-16, 1956; 0-6)                             |
|                          | .000 (July 5-11, 1937; 0-6)                              |
|                          | .000 (Sept. 27-Oct. 2, 1920; 0-6)                        |
| Road Trip (min. 6 games) | .000 (15 times. Most losses: 0-9, Sept. 22-Oct. 1, 1995) |

## Most Players Used

|                    |   |
|--------------------|---|
| Season             | 56 (1915)   |
| Pitchers, Season   | 34 (2018)   |
| Game               | 30 (vs. Chicago, Sept. 19, 1972; 15 inn.)   |
| Game, Nine Innings | 24 (vs. Seattle, Sept. 1, 2018)<br>24 (vs. Minnesota Sept. 28, 1972)<br>24 (vs. California, Sept. 6, 1966)  |
| Pitchers, Game     | 9 (vs. Seattle, Sept. 1, 2018, 9 inn.)<br>9 (at New York-AL, Sept. 22, 2012; 14 inn.)<br>9 (at Boston, June 4, 2011; 14 inn.)<br>9 (vs. Seattle, Sept. 20, 1997; 15 inn.) |

## Fewest Players Used

|                  |           |
|------------------|-----------|
| Season           | 19 (1905) |
| Pitchers, Season | 7 (1905)  |

## Length of Game

|                            |  |
|----------------------------|--|
| Most Innings               | 24 (vs. Detroit, July 21, 1945)<br>24 (at Boston, Sept. 1, 1906) |
| Longest Time               | 6:32 (vs. Los Angeles-AL, April 29, 2013)                        |
| Longest Time, Nine innings | 4:31 (at New York-AL, Aug. 25, 2011)                             |

## Left On Base

|                           |   |
|---------------------------|---|
| Season, Most              | 1274 (2004)   |
| Season, Fewest            | 925 (1957)  |
| Game, Most                | 21 (at Texas, July 1, 1979; 15 inn.)<br>21 (at Detroit, June 17, 1967; 19 inn.) |
| Nine Inning Game, Most    | 17 (at Chicago, Sept. 18, 1982)   |
| Season, Fewest            | 17 (at St. Louis, June 12, 1949, 2nd Game)<br>17 (at Washington, May 4, 1919)   |
| Extra Inning Game, Fewest | 0 (N.Y., June 22, 1929; 14 inn.)  |

## Scoring Margin

|                                  |   |
|----------------------------------|---|
| Victory                          | 22 (vs. Detroit, May 18, 1912; 24-2)  |
| Shutout Victory                  | 16 (six times, last: at Kansas City, June 1, 2018)                              |
| Defeat                           | 23 (vs. Chicago, April 23, 1955; 6-29)<br>23 (vs. New York, May 24, 1936; 2-25) |
| Shutout Defeat                   | 21 (New York, Aug. 13, 1939)  |
| Largest Deficit Overcome to Win  | 12 (vs. Cle., June 15, 1925)  |
| Largest Lead Surrendered in Loss | 11 (at St.L., June 17, 1936)  |

## Errors

|                              |                                 |
|------------------------------|---------------------------------|
| Season, Most                 | 338 (1915)                      |
| Season, Fewest               | 80 (2019)                       |
| Game, Most                   | 10 (vs. Chicago, July 16, 2002) |
| Consecutive Games, No Errors | 15 (June 25-July 9, 2016)       |

## Double Plays Turned

|              |   |
|--------------|---|
| Most, Season | 217 (1949)  |
| Game         | 6 (several times, last: at Chicago, May 17, 1995) |

## TEAM BATTING

### Batting Average

|         |             |
|---------|-------------|
| Highest | .307 (1925) |
| Lowest  | .223 (1908) |

### Slugging Percentage

|         |             |
|---------|-------------|
| Highest | .458 (2000) |
| Lowest  | .292 (1908) |

### On-Base Percentage

|         |             |
|---------|-------------|
| Highest | .372 (1927) |
| Lowest  | .281 (1908) |

### Most At Bats

|                 |  |
|-----------------|--|
| Season          | 5728 (2004)                              |
| Game            | 84 (vs. Detroit, July 21, 1945; 24 inn.) |
| Game, Nine Inn. | 52 (at Boston, May 1, 1929)              |

## Most Runs

|                                     |  |
|-------------------------------------|--|
| Season                              | 981 (1932)   |
| Game                                | 24 (vs. Boston, May 1, 1929)<br>24 (vs. Detroit, May 18, 1912)   |
| Game, Loss                          | 16 (at Texas, May 5, 2000; 16-17)  |
| Game, Both Clubs                    | 36 (Boston, June 29, 1950; 14-22)  |
| Inning                              | 13 (vs. California, July 5, 1996; 1st)<br>13 (vs. California, April 21, 1956; 2nd)<br>13 (vs. Cleveland, June 15, 1925; 8th) |
| Consecutive Innings, No Runs        | 48 (Sept. 22-26, 1906)   |
| Two Consecutive Games               | 34 (June 18-19, 2000)<br>34 (June 14-15, 1969)   |
| Three Consecutive Games             | 44 (June 17-19, 2000)  |
| Consecutive Games, One Or More Runs | 113 (Aug. 23, 1931<br>to July 8, 1932)   |

## Most Hits

|        |  |
|--------|--|
| Season | 1659 (1925)  |
| Game   | 29 (at Texas, July 1, 1979; 15 inn.)<br>29 (Boston, May 1, 1929) |

## Most Singles

|                    |  |
|--------------------|--|
| Season             | 1206 (1925)  |
| Game               | 25 (at Texas, July 1, 1979; 15 inn.)                             |
| Game, Nine Innings | 21 (vs. Detroit, Sept. 23, 1913)<br>21 (at Boston, July 8, 1902) |

## Most Doubles

|        |                                    |
|--------|------------------------------------|
| Season | 336 (2004)                         |
| Game   | 10 (vs. Boston, July 8, 1905, G#2) |

## Most Triples

|        |                               |
|--------|-------------------------------|
| Season | 108 (1912)                    |
| Game   | 6 (vs. Detroit, May 18, 1912) |

## Most Home Runs

|                                   |   |
|-----------------------------------|---|
| Season                            | 257 (2019)  |
| Season, Home                      | 129 (2017)  |
| Season, Road                      | 136 (2018)  |
| Season, Grand Slam                | 14 (2000)   |
| Season, Pinch Hit                 | 8 (1970)  |
| Season, Inside The Park           | 13 (1911)   |
| Season, vs. One Team              | 35 (Seattle, 2019)<br>35 (Texas, 2019)  |
| Season, Back-To-Back              | 13 (2000)   |
| Players with 30 or More Home Runs | 3 (1996, 1999, 2001, 2019)  |
| Players with 20 or More Home Runs | 7 (2019)  |
| Players with 10 or More Home Runs | 10 (2019)   |
| Month                             | 55 (June, 1996)<br>55 (Aug., 1999)  |
| Game                              | 8 (at California, June 27, 1996)  |
| Game, Grand Slam                  | 2 (at Seattle, Sept. 10, 2007)<br>2 (at Toronto, Aug. 24, 2003)   |
| Inning                            | 4 (vs. Chicago, April 27, 2002<br>3rd inning: Hatteberg, Long, Pena, Menechino)<br>4 (vs. Tampa Bay, Aug. 1, 1999<br>4th inning: Tejada, Chavez, Giambi, Jaha)<br>4 (vs. Boston, Aug. 21, 1997<br>3rd inning: Giambi, Young, McDonald, Canseco) |
| Consecutive                       | 3 (12 times, last:<br>vs. Texas, April 15, 2006 (Chavez, Thomas, Bradley))  |
| Consecutive Games with a Home Run | 23 (July 2-27, 1996)  |
| Two consecutive games             | 12 (June 25-27, 1996)   |

## Most Total Bases

|        |                                 |
|--------|---------------------------------|
| Season | 2546 (1996)                     |
| Game   | 46 (at Houston, Sept. 10, 2019) |

### Most Extra Base Hits

Season ..... 572 (2019)  
Game ..... 11 (eight times, last: at Minnesota, Sept. 11, 2013)

### Most Runs Batted In

Season ..... 923 (1932)  
Game ..... 23 (vs. Texas, Sept. 30, 2000)  
23 (at Boston, May 1, 1929)

### Most Walks

Season ..... 783 (1949)  
Game ..... 16 (vs. Chicago, May 2, 1952)  
16 (at St. Louis, June 21, 1948)

### Most Strikeouts

Season ..... 1491 (2017)  
Game ..... 21 (vs. Tampa Bay, July 30, 2012, 15 inn.)  
Game, Nine Innings ..... 19 (at Cleveland, May 30, 2017)  
19 (at Seattle, June 24, 1997)

### Most Hit By Pitch

Season ..... 88 (2001)  
Game ..... 5 (at Los Angeles-AL, Aug. 12, 2018)  
5 (at Anaheim, June 7, 2001)  
5 (at St. Louis, July 17, 1911)

### Most Sacrifice Hits

Season ..... 147 (1906)  
Game ..... 7 (at St. Louis, June 23, 1935, G#2)  
7 (vs. Cleveland, July 15, 1912)

### Most Sacrifice Flies

Season ..... 77 (1984)  
Game ..... 3 (39 times, last: vs. Seattle, Sept. 27, 2017)

### Most Grounded Into Double Plays

Season ..... 170 (1950, 2006)  
Game ..... 5 (19 times, last: vs. San Diego, July 3, 2018)

### Most Stolen Bases

Season ..... 341 (1976)  
Season, vs. One Team ..... 64 (New York, 1913)  
Game ..... 12 (at Minnesota, Aug. 1, 1976)

## TEAM PITCHING

### Earned Run Average

Lowest ..... 1.79 (1910)  
Highest ..... 6.08 (1936)

### Complete Games

Most ..... 136 (1904)  
Fewest ..... 1 (2012, 2017, 2019)  
Consecutive ..... 31 (July 13-Aug. 14, 1901)

### Shutouts

Most ..... 27 (1907, 1909)  
Fewest ..... 1 (1919, 1997)  
Consecutive ..... 3 (10 times, last: Aug. 28-31, 1996)  
Consecutive Shutout Innings ..... 44 (Sept. 13-18, 1966)

### Saves

Most ..... 64 (1988, 1990)  
Fewest ..... 13 (1980)

### Innings Pitched

Most ..... 1489.1 (1988)  
Fewest ..... 1324 (1938)

## HITS

Most, Season ..... 1734 (1997)  
Most, Game ..... 33 (at Cleveland, July 10, 1932; 18 inn.)  
Most, Nine Inning Game ..... 29 (vs. Chicago, April 23, 1955)  
Fewest, Season ..... 1069 (1909)

### Runs Allowed

Most, Season ..... 1045 (1936)  
Most, Game ..... 29 (vs. Chicago, April 23, 1955)  
Most, Inning ..... 14 (at Cleveland, June 18, 1950, G#2, 1st inn.)  
14 (at Boston (July 4, 1948, 7th inn.)  
Fewest, Season ..... 408 (1909)

### Earned Runs Allowed

Most ..... 913 (1936)  
Fewest ..... 282 (1910)

### Walks Allowed

Most, Season ..... 827 (1915)  
Most, Season, Intentional ..... 78 (1968)  
Most, Game ..... 18 (Detroit, May 9, 1916)  
Most, Game, Intentional ..... 5 (three times, last:  
at California, Aug. 27, 1966)  
Fewest, Season ..... 366 (1904)  
Fewest, Season, Intentional ..... 17 (2017)

### Strikeouts

Most, Season ..... 1299 (2019)  
Most, Game ..... 26 (vs. California, July 9, 1971; 20 inn.)  
Most, Nine Inning Game ..... 19 (vs. Detroit, Sept. 7, 2019)  
Fewest, Season ..... 371 (1924)

### Home Runs Allowed

Most, Season ..... 220 (1964)  
Most, Game ..... 8 (vs. New York, June 28, 1939)  
Most, Inning ..... 5 (vs. Minnesota, June 9, 1966; 7th inn.)  
Most Grand Slams, Season ..... 8 (1993, 1999)  
Fewest, Season ..... 8 (1910)  
Fewest Grand Slams, Season ..... 0 (17 times. Last: 2003)

### Hit Batters

Most, Season ..... 81 (1911)  
Most, Game ..... 5 (at Detroit, Aug. 11, 1965, G#2)  
Fewest, Season ..... 9 (1931)

### Wild Pitches

Most, Season ..... 86 (2018)  
Most, Game ..... 5 (at Chicago, June 7, 1937)  
Fewest, Season ..... 13 (1946)

### Balks

Most, Season ..... 76 (1988)  
Most, Game ..... 5 (at Seattle, April 13, 1988)  
Fewest, Season ..... 0 (1928)

## INDIVIDUAL BATTING

### Highest Batting Average

Career ..... .356 (Al Simmons, 1924-32, 40-41, 44)  
Season, Right Hander ..... .426 (Nap Lajoie, 1901)  
Season, Left Hander ..... .365 (Eddie Collins, 1911)  
Season, Switch Hitter ..... .303 (Dave Philley, 1953)  
Season, Pinch Hitter (min. 30 ab) ..... .452 (Elmer Valo, 1955)  
Season, Designated Hitter ..... .328 (Erubiel Durazo, 2004)  
Season, Rookie ..... .334 (Socks Seybold, 1901)

### Highest Slugging Percentage

|                            |                             |
|----------------------------|-----------------------------|
| Career.....                | .640 (Jimmie Foxx, 1925-35) |
| Season, Right Hander.....  | .749 (Jimmie Foxx, 1932)    |
| Season, Left Hander.....   | .660 (Jason Giambi, 2001)   |
| Season, Switch Hitter..... | .493 (Nick Swisher, 2006)   |
| Season, Rookie.....        | .618 (Mark McGwire, 1997)   |

### Highest On-Base Percentage

|                            |                             |
|----------------------------|-----------------------------|
| Career.....                | .440 (Jimmie Foxx, 1925-35) |
| Season, Left Hander.....   | .477 (Jason Giambi, 2001)   |
| Season, Right Hander.....  | .469 (Jimmie Foxx, 1932)    |
| Season, Switch Hitter..... | .381 (Nick Swisher, 2007)   |
| Season, Rookie.....        | .414 (Ferris Fain, 1947)    |

### Most Games Played

|                     |  |
|---------------------|--|
| Career.....         | 1795 (Bert Campaneris, 1964-76)                  |
| Season.....         | 162 (13 times, last: Marcus Semien, 2019)        |
| Season, Rookie..... | 160 (Phil Garner, 1975)                          |
| Consecutive.....    | 594 (Miguel Tejada, June 2, 2000-Sept. 28, 2003) |

### Most At Bats

|                     |  |
|---------------------|--|
| Career.....         | 7180 (Bert Campaneris, 1964-76)          |
| Season.....         | 670 (Al Simmons, 1932)                   |
| Season, Rookie..... | .611 (Dick Howser, 1961)                 |
| Game.....           | 11 (Irv Hall vs. Detroit, July 21, 1945) |

### Most Runs

|  |   |
|--|---|
| Career.....  | 1270 (Rickey Henderson, 1979-84, 89-95, 98) |
| Season.....  | 152 (Al Simmons, 1930)                      |
| Season, Rookie.....  | 108 (Dick Howser, 1961)                     |
| Game .5 (11 times, last: Luis Polonia at Kansas City, Sept. 9, 1988) |   |

### Most Hits

|  |  |
|--|--|
| Career.....                                    | 1882 (Bert Campaneris, 1964-76)  |
| Season, Right Hander.....                      | 253 (Al Simmons, 1925)   |
| Season, Left Hander.....                       | 214 (Doc Cramer, 1935)   |
| Season, Switch Hitter.....                     | 188 (Dave Philley, 1953)   |
| Season, Rookie.....                            | 183 (Al Simmons, 1924)   |
| Game.....                                      | 6 (Joe DeMaestri at Detroit, July 8, 1955; 11 inn.)<br>6 (Roger Cramer vs. Detroit, July 13, 1935)<br>6 (Bob Johnson vs. Chi., June 16, 1934; 2nd game, 11 inn.)<br>6 (Jimmie Foxx at Cleveland, July 10, 1932; 18 inn.)<br>6 (Roger Cramer at Chicago, June 20, 1932)<br>6 (Jimmie Foxx vs. Wash., May 30, 1930; 1st game, 13 inn.)<br>6 (Danny Murphy at Boston, July 8, 1902) |
| Consecutive.....                               | 8 (several times, last: Josh Reddick, May 7-8, 2016)   |
| Hitting Streak.....                            | 29 (Billy Lamar, May 30-June 29, 1925)   |
| Consecutive Games Reaching Base.....           | 62<br>(Mark McGwire, Sept. 16, 1995-June 18, 1996)   |
| Consecutive At Bats, No Hits (since 1913)..... | 42<br>(Tim Thompson, July 24-Aug. 19, 1957)  |

### Most Singles

|                     |   |
|---------------------|---|
| Career.....         | 1472 (Bert Campaneris, 1964-76)   |
| Season.....         | 174 (Al Simmons, 1925)  |
| Season, Rookie..... | 135 (Al Simmons, 1924)  |
| Game.....           | 6 (Joe DeMaestri at Detroit, July 8, 1955; 11 inn.)<br>6 (Roger Cramer at Chicago, June 20, 1932) |

### Most Doubles

|                     |   |
|---------------------|---|
| Career.....         | 365 (Jimmie Dykes, 1918-32)                   |
| Season.....         | 53 (Al Simmons, 1926)                         |
| Season, Rookie..... | 44 (Bob Johnson, 1933)                        |
| Game.....           | 4 (Frankie Hayes at Cleveland, July 25, 1936) |

### Most Triples

|                     |   |
|---------------------|---|
| Career.....         | 102 (Danny Murphy, 1902-13)                               |
| Season.....         | 21 (Frank Baker, 1912)                                    |
| Season, Rookie..... | 19 (Frank Baker, 1909)                                    |
| Game.....           | 3 (Bert Campaneris vs. Cleveland, Aug. 29, 1967; 10 inn.) |

### Most Home Runs

|                                |   |
|--------------------------------|---|
| Career.....                    | 363 (Mark McGwire, 1986-97)   |
| Career, Pinch Hit.....         | 5 (Mark McGwire, 1986-97)<br>5 (Terry Steinbach, 1986-96)<br>5 (Mike Aldrete, 1993-95)<br>5 (Jeff Burroughs, 1982-84)<br>5 (Gus Zernial, 1951-57) |
| Career, Designated Hitter..... | 98 (Dave Kingman, 1984-86)  |
| Career, Grand Slams.....       | 9 (Mark McGwire, 1986-97)<br>9 (Gus Zernial, 1951-57)<br>9 (Sam Chapman, 1938-41, 45-51)<br>9 (Jimmie Foxx, 1925-35)                              |
| Career, Inside The Park.....   | 23 (Danny Murphy, 1902-13)  |
| Career, Leadoff.....           | 43 (Rickey Henderson, 1979-84, 89-95, 98)   |
| Season, Right Hander.....      | 58 (Jimmie Foxx, 1932)  |
| Season, Left Hander.....       | 47 (Reggie Jackson, 1969)   |
| Season, Switch Hitter.....     | 35 (Nick Swisher, 2006)   |
| Season, Pinch Hitter.....      | 4 (Jeff Burroughs, 1982)  |
| Season, Designated Hitter..... | 46 (Khris Davis, 2018)  |
| Season, Grand Slams.....       | 4 (Jason Giambi, 2000)  |
| Season, Inside The Park.....   | 5 (Danny Murphy, 1911)  |
| Season, Leadoff.....           | 7 (Rickey Henderson, 1993)  |
| Season, Rookie.....            | 49 (Mark McGwire, 1987)   |
| Season, Home.....              | 31 (Jimmie Foxx, 1933)<br>31 (Jimmie Foxx, 1932)  |
| Season, Road.....              | 28 (Mark McGwire, 1996)<br>28 (Jose Canseco, 1991)<br>28 (Mark McGwire, 1987)   |
| Month.....                     | 15 (Bob Johnson, June, 1934)<br>15 (Mark McGwire, May, 1987)  |
| Game.....                      | 3 (28 times, last: Khris Davis vs. Texas, May 17, 2016)   |
| Game, Both Sides of Plate..... | nine times, last: Coco Crisp<br>at New York-AL, Aug. 24, 2011   |
| Two Consecutive Games.....     | 5 (Josh Reddick, Aug. 9-10, 2013)<br>5 (Mark McGwire, June 10-11, 1995)<br>5 (Mark McGwire, June 27-28, 1987)                                     |

## ATHLETICS WHO HAVE HIT FOR THE CYCLE

Harry Davis at Boston, July 10, 1901  
Nap Lajoie at Cleveland, July 30, 1901  
Danny Murphy vs. St. Louis, August 25, 1910  
Frank Baker at New York, July 3, 1911 (second game)  
Mickey Cochrane at Washington, July 22, 1932  
Mickey Cochrane at New York, August 2, 1933  
Pinky Higgins at Washington, August 6, 1933  
Jimmie Foxx at Cleveland, August 14, 1933  
Doc Cramer at New York, June 10, 1934

Sam Chapman at St. Louis, May 5, 1939  
Elmer Valo at Chicago, August 2, 1950  
Tony Phillips at Baltimore, May 16, 1986  
Mike Blowers at Chicago, May 18, 1998  
Eric Chavez vs. Baltimore, June 21, 2000  
Miguel Tejada at Seattle, September 29, 2001  
Eric Byrnes at San Francisco, June 29, 2003  
Mark Ellis vs. Boston, June 4, 2007

Inning ..... 2 (Mark McGwire at Seattle, Sept. 22, 1996; 5th inn.)  
 Consecutive Games With Home Run ..... 6 (Frank Thomas, Sept. 5-11, 2006)  
 Consecutive At Bats With Home Run ..... 4 (Jimmie Foxx vs. Washington and N.Y., June 7-8, 1933) (Mike Epstein vs. Washington, June 15-16, 1971)  
 Home Run, First Major League At Bat ..... five times: (Terry Steinbach, Sept. 12, 1986 at Cleveland) (Joe Keough, Aug. 7, 1968 at New York, G#2) (Bert Campaneris, July 23, 1964 vs. Minnesota) (Gene Hasson, Sept. 9, 1937 vs. Washington, G#1) (Ace Parker, April 30, 1937 vs. Boston)  
 Consecutive At Bats, No Home Runs ..... 1904 (Irv Hall, April 20, 1943-Sept. 26, 1946)

### Most Runs Batted In

Career ..... 1178 (Al Simmons, 1924-32, 40-41, 44)  
 Season, Right Hander ..... 169 (Jimmie Foxx, 1932)  
 Season, Left Hander ..... 137 (Jason Giambi, 2000)  
 Season, Switch Hitter ..... 101 (Ruben Sierra, 1993)  
 Season, Designated Hitter ..... 118 (Khris Davis, 2018)  
 Season, Rookie ..... 118 (Mark McGwire, 1987)  
 Game ..... 10 (Reggie Jackson at Boston, June 14, 1969)  
 Inning ..... 6 (Matt Stairs vs. California, July 5, 1996; 1st inn.) 6 (Joe Astroth at Washington, Sept. 23, 1950; 6th inn.) 6 (Bob Johnson at Chicago, Aug. 29, 1937; 1st inn.)  
 Consecutive Games With RBI ..... 14 (Tris Speaker, May 16-30, 1928)

### Most Total Bases

Career ..... 2998 (Al Simmons, 1924-32, 40-41, 44)  
 Season ..... 438 (Jimmie Foxx, 1932)  
 Season, Rookie ..... 344 (Mark McGwire, 1987)  
 Game ..... 16 (Jimmie Foxx at Cleveland, July 10, 1932; 18 inn.)  
 Game, Nine Innings ..... 14 (Harold Baines vs. Balt., May 7, 1991) 14 (Joe Hauser at Cleveland, August 2, 1924)

### Most Extra Base Hits

Career ..... 655 (Al Simmons, 1924-32, 40-41, 44)  
 Season ..... 100 (Jimmie Foxx, 1932)  
 Season, Rookie ..... 81 (Mark McGwire, 1987)  
 Game ..... 4 (18 times, last: Ryon Healy vs. Wash., June 3, 2017)

### Most Walks

Career ..... 1227 (Rickey Henderson, 1979-84, 89-95, 98)  
 Career, Intentional ..... 84 (Reggie Jackson, 1967-75, 87)  
 Season ..... 149 (Eddie Joost, 1949)  
 Season, Rookie ..... 95 (Ferris Fain, 1947)  
 Season, Intentional ..... 24 (Jason Giambi, 2001)  
 Game ..... 5 (seven times, last: Mark McGwire vs. Kansas City, April 26, 1997)  
 Consecutive ..... 7 (Jose Canseco, Aug. 4-5, 1992)

### Most Strikeouts

Career ..... 1226 (Reggie Jackson, 1967-75, 87)  
 Season ..... 197 (Jack Cust, 2008)  
 Season, Rookie ..... 175 (Jose Canseco, 1986)  
 Game ..... 5 (11 times, last: **Matt Chapman vs. San Diego, Sept. 5, 2020**)  
 Two Consecutive Games ..... 8 (four times, last: **Matt Chapman, Sept. 4-5, 2020**)

### Most Hit By Pitch

Career ..... 87 (Jimmy Dykes, 1918-32)  
 Season ..... 20 (Jason Kendall, 2005) 20 (Don Baylor, 1976)  
 Season, Rookie ..... 15 (Olmedo Saenz, 1999)  
 Game ..... 2 (64 times, last: **Ramón Laureano vs. Houston, Aug. 9, 2020**)

### Most Sacrifice Hits

Career ..... 188 (Jimmy Dykes, 1918-32)  
 Season ..... 34 (Simon Nicholls, 1907)  
 Season, Rookie ..... 34 (Simon Nicholls, 1907)  
 Game ..... 3 (nine times, last: Ned Garver at Det., Sept. 23, 1960)

### Most Sacrifice Flies

Career ..... 59 (Mark McGwire, 1986-97)  
 Season ..... 14 (Dave Kingman, 1984)  
 Season, Rookie ..... 12 (Leo Posada, 1961)  
 Game ..... 2 (32 times, last: Stephen Vogt at Tampa Bay, May 24, 2015)

### Most Grounded Into Double Plays

Career ..... 158 (Pete Suder, 1941-55)  
 Season ..... 32 (Ben Grieve, 2000)  
 Season, Rookie ..... 28 (George Kell, 1944)  
 Game ..... 3 (Harry Simpson vs. Wash., June 12, 1957, G#2) 3 (Benny McCoy vs. Washington, May 25, 1941)

### Most Stolen Bases

Career ..... 867 (Rickey Henderson, 1979-84, 89-95, 98)  
 Season ..... 130 (Rickey Henderson, 1982)  
 Season, Rookie ..... 42 (Mitchell Page, 1977)  
 Game ..... 6 (Eddie Collins at St. Louis, Sept. 22, 1912; G#1) 6 (Eddie Collins at Detroit, Sept. 11, 1912)  
 Consecutive ..... 36 (Coco Crisp, July 16, 2011-June 19, 2012)

### Most Caught Stealing

Career ..... 219 (Rickey Henderson, 1979-84, 89-95, 98)  
 Season ..... 42 (Rickey Henderson, 1982)  
 Season, Rookie ..... 21 (Mike Edwards, 1978)  
 Game ..... 3 (Rickey Henderson at California, July 27, 1982) 3 (Joe Hauser vs. St. Louis, Aug. 18, 1922)

## INDIVIDUAL PITCHING

### Most Games Won

Career ..... 284 (Eddie Plank, 1901-14)  
 Season, Right Hander ..... 31 (Jack Coombs, 1910)  
 Season, Left Hander ..... 31 (Lefty Grove, 1931)  
 Season, Rookie ..... 20 (Alex Kellner, 1949) 20 (Scott Perry, 1918)  
 Consecutive ..... 16 (Lefty Grove, June 8-Aug. 19, 1931)

### Most Games Lost

Career ..... 162 (Eddie Plank, 1901-14)  
 Season, Right Hander ..... 25 (Scott Perry, 1920)  
 Season, Left Hander ..... 20 (Alex Kellner, 1950)  
 Season, Rookie ..... 23 (Elmer Myers, 1916)  
 Consecutive ..... 19 (Jack Nabors, April 28-Sept. 28, 1916)

### Most Saves

Career ..... 320 (Dennis Eckersley, 1987-95)  
 Season, Right Hander ..... 51 (Dennis Eckersley, 1992)  
 Season, Left Hander ..... 22 (Sean Doolittle, 2014)  
 Season, Rookie ..... 26 (Andrew Bailey, 2009)  
 Consecutive Saves ..... 44 (Grant Balfour, May 5, 2012-July 22, 2013)

### Lowest Earned Run Average

Career ..... 1.97 (Rube Waddell, 1902-07)  
 Season ..... 1.30 (Jack Coombs, 1910)  
 Season, Rookie ..... 1.39 (Harry Kruase, 1909)

### Most Games

Career ..... 525 (Dennis Eckersley, 1987-95)  
 Season ..... 84 (Billy Koch, 2002)  
 Season, Rookie ..... 71 (Ryan Cook, 2012) 71 (Aaron Small, 1997)

### Most Games Started

Career..... 459 (Eddie Plank, 1901-14)  
 Season ..... 46 (Rube Waddell, 1904)  
 Season, Rookie..... 36 (Scott Perry, 1918)

### Most Complete Games

Career..... 362 (Eddie Plank, 1901-14)  
 Season ..... 39 (Rube Waddell, 1904)  
 Season, Rookie..... 31 (Elmer Myers, 1916)  
 Consecutive ..... 22 (Rick Langford, May 23-Sept. 12, 1980)  
 Consecutive Won ..... 11 (Bobby Shantz, April 30-June 19, 1952)

### Most Shutouts

Career..... 59 (Eddie Plank, 1901-14)  
 Season ..... 13 (Jack Coombs, 1910)  
 Season, Rookie..... 7 (Harry Krause, 1909)  
 Consecutive ..... 4 (Jack Coombs, Sept. 9-21, 1910)  
 Consecutive Scoreless Innings ..... 53.0 (Jack Coombs, Sept. 5-25, 1910)

### Most Innings Pitched

Career..... 3860.2 (Eddie Plank, 1901-14)  
 Season ..... 383 (Rube Waddell, 1904)  
 Season, Rookie..... 332.1 (Scott Perry, 1918)  
 Game ..... 24 (Jack Coombs at Boston, Sept. 1, 1906)

### Hits

Career, Most..... 3438 (Eddie Plank, 1901-14)  
 Season, Most ..... 360 (Jack Coombs, 1911)  
 Season, Rookie..... 295 (Scott Perry, 1918)  
 Game, Most ..... 26 (Hod Lisenbee at Chicago, Sept. 11, 1936)  
 Game, Most, Extra Innings..... 29 (Eddie Rommel at Cleveland, July 10, 1932)  
 Game, Fewest ..... 0 (16 times, 14 complete)

### Most Runs

Career..... 1374 (Eddie Plank, 1901-14)  
 Season ..... 169 (Elmer Myers, 1916)  
 Season, Rookie..... 169 (Elmer Myers, 1916)  
 Game ..... 20 (Tom Sheehan at Washington, Sept. 29, 1915; 2nd Game)

### Most Earned Runs

Career ..... 1025 (Eddie Plank, 1901-14)  
 Season ..... 146 (George Earnshaw, 1930)  
 Season, Rookie..... 130 (Buck Ross, 1936)  
 Game ..... 15 (Win Noyes vs. Bos., Sept. 15, 1919)

### Most Walks

Career ..... 913 (Eddie Plank, 1901-14)  
 Season ..... 168 (Elmer Myers, 1916)  
 Season, Rookie..... 168 (Elmer Myers, 1916)  
 Game ..... 16 (Bruno Haas vs. New York, June 23, 1915)

### Most Strikeouts

Career ..... 1985 (Eddie Plank, 1901-14)  
 Season ..... 349 (Rube Waddell, 1904)  
 Season, Rookie..... 182 (Elmer Myers, 1916)  
 Game ..... 18 (Jack Coombs at Chicago, Aug. 4, 1910; 16 inn.)  
 18 (Jack Coombs at Boston, Sept. 1, 1906; 24 inn.)  
 Game, Nine Innings ..... 16 (Jose Rijo at Seattle, April 19, 1986)  
 Inning ..... 4 (Ryan Dull, April 17, 2018 vs. Chicago-AL; 8th inn.)  
 4 (Ryan Cook, April 27, 2012 at Baltimore; 8th inn.)  
 4 (Erik Hiljus, June 30, 2001 at Texas; 7th inn.)  
 4 (Blake Stein, July 27, 1998 at Tampa Bay; 4th inn.)

### Most Home Runs

Career ..... 261 (Jim Hunter, 1965-74)  
 Season ..... 40 (Orlando Peña, 1964)  
 Season, Rookie..... 28 (Jharel Cotton, 2017)  
 Game ..... 6 (George Caster vs. Boston, Sept. 24, 1940)

### Most Hit Batters

Career ..... 185 (Eddie Plank, 1901-14)  
 Season ..... 32 (Chick Fraser, 1901)  
 Season, Rookie..... 25 (Chief Bender, 1903)  
 Game ..... 4 (Byron Houck vs. Boston, Oct. 4, 1912)  
 4 (Weldon Henley at Washington, April 15, 1904)

### Most Wild Pitches

Career ..... 87 (John Odum, 1964-75)  
 Season ..... 22 (Mike Moore, 1992)  
 Season, Rookie..... 16 (Stu Flythe, 1936)  
 Game ..... 4 (Stan Bahnsen vs. Cal., July 5, 1975)  
 4 (George Turbeville at Chicago, June 7, 1937)  
 4 (Al Kellogg at Cleveland, Sept. 29, 1908, G#2)

## OAKLAND ATHLETICS 20 OR MORE HITS IN A GAME

| Hits | Opponent            | Date               |
|------|---------------------|--------------------|
| 29   | at Texas            | July 1, 1979       |
| 25   | at Houston          | September 10, 2019 |
| 25   | at Boston           | June 14, 1969      |
| 24   | San Francisco       | June 26, 2005      |
| 24   | Texas               | September 30, 2000 |
| 24   | at Cleveland        | August 28, 1998    |
| 23   | at Texas            | May 10, 1973       |
| 22   | at Kansas City      | August 26, 2019    |
| 22   | Los Angeles (AL)    | September 20, 2018 |
| 22   | at Minnesota        | September 11, 2013 |
| 22   | Minnesota           | July 20, 2009      |
| 22   | Cincinnati          | June 9, 2004       |
| 22   | at Minnesota        | April 27, 1980     |
| 21   | at Los Angeles (NL) | April 11, 2018     |
| 21   | at Detroit          | August 28, 2013    |
| 21   | at Boston           | July 28, 2009      |
| 21   | at Kansas City      | June 18, 2000      |

| Hits | Opponent        | Date               |
|------|-----------------|--------------------|
| 21   | at Detroit      | August 15, 1998    |
| 21   | at Seattle      | April 13, 1990     |
| 21   | at Baltimore    | April 26, 1974     |
| 20   | San Diego       | June 17, 2015      |
| 20   | at Kansas City  | August 12, 2014    |
| 20   | at Chicago (AL) | September 8, 2009  |
| 20   | at Los Angeles  | May 1, 2008        |
| 20   | at Cleveland    | August 2, 2001     |
| 20   | at Tampa Bay    | September 15, 2000 |
| 20   | at Kansas City  | May 3, 2000        |
| 20   | at Minnesota    | April 10, 1994     |
| 20   | at Texas        | October 2, 1985    |
| 20   | at California   | July 30, 1983      |
| 20   | Cleveland       | August 24, 1981    |
| 20   | at Cleveland    | August 3, 1980     |
| 20   | New York        | June 12, 1971      |

# OAKLAND ATHLETICS RECORDS

## TEAM GENERAL

### Most Games Won

|                   |                                  |
|-------------------|----------------------------------|
| Season            | 104 (1988)                       |
| Home              | 57 (2003)                        |
| Road              | 55 (1971)                        |
| Consecutive       | 20 (Aug. 13-Sept. 4, 2002)       |
| Consecutive, Home | 20 (Aug. 25, 2001-April 3, 2002) |
| Consecutive, Road | 12 (Aug. 24-Sept. 12, 2012)      |
|                   | 12 (July 31-Aug. 15, 1971)       |
| vs. One Team      | 17 (Seattle, 2006)               |
| by Shutout        | 23 (1972)                        |
| by One Run        | 33 (2004)                        |
| in Extra Innings  | 14 (1988)                        |
| Month             | 24 (Aug., 2002)                  |
| Homestand         | 11 (June 1-13, 2004)             |
| Roadtrip          | 11 (May 29-June 11, 1972)        |

### Most Games Lost

|                        |                            |
|------------------------|----------------------------|
| Season                 | 108 (1979)                 |
| Home                   | 50 (1979)                  |
| Road                   | 58 (1979)                  |
| Consecutive            | 14 (July 29-Aug. 12, 1977) |
| Consecutive, Home      | 12 (July 29-Aug. 21, 1977) |
| Consecutive, Road      | 15 (May 24-June 23, 1986)  |
| vs. One Team           | 14 (Seattle, 2009)         |
|                        | 14 (Seattle, 2007)         |
|                        | 14 (Minnesota, 1973)       |
| by Shutout             | 19 (1978)                  |
| Fewest Lost By Shutout | 3 (2001, 2004, 2019)       |
| by One Run             | 35 (2015)                  |
| in Extra Innings       | 14 (1976)                  |
| Month                  | 24 (June, 1979)            |
| Homestand              | 10 (July 26-Aug. 7, 1977)  |
| Roadtrip               | 11 (July 15-29, 1993)      |
|                        | 11 (June 12-25, 1978)      |

### Most Games

|               |                    |
|---------------|--------------------|
| Season        | 163 (1968)         |
| Shutout       | 31 (1972)          |
| One Run       | 59 (1976)          |
| Extra Innings | 22 (1969 and 1976) |
| Month         | 33 (Aug., 1968)    |

### Highest Winning Percentage

|                          |  |
|--------------------------|--|
| Season                   | .642 (1988)                                    |
| Home                     | .704 (2003)                                    |
| Road                     | .688 (1971)                                    |
| Shutout Games            | .800 (2019, 12-3)                              |
|                          | .800 (1989, 20-5)                              |
| One-Run Games            | .696 (2002, 32-14)                             |
| Extra Inning Games       | .889 (1975, 8-1)                               |
| Month                    | .857 (Aug., 2002; 24-4)                        |
|                          | .857 (April, 1981; 18-3)                       |
| Homestand (min. 6 games) | 1.000 (Aug. 23-29, 2004; 7-0)                  |
|                          | 1.000 (Sept. 3-10, 2001; 7-0)                  |
|                          | 1.000 (Sept. 10-16, 1992; 7-0)                 |
|                          | 1.000 (eight times, last: Aug. 4-9, 2020; 6-0) |
| Roadtrip (min. 6 games)  | 1.000 (Aug. 19-28, 2002; 10-0)                 |
|                          | 1.000 (April 9-16, 1981; 8-0)                  |
|                          | 1.000 (April 5-11, 2013; 6-0)                  |

### Lowest Winning Percentage

|                          |  |
|--------------------------|--|
| Season                   | .333 (1979)  |
| Home                     | .383 (1979)  |
| Road                     | .284 (1979)  |
| Shutout Games            | .100 (1997, 1-9)   |
| One-Run Games            | .352 (2015, 19-35)                                       |
| Extra Inning Games       | .231 (2009, 3-10)  |
| Month                    | .172 (June, 1979; 5-24)                                  |
| Homestand (min. 6 games) | .100 (July 6-15, 1979; 1-9)                              |
| Roadtrip (min. 6 games)  | .000 (11 times. Most losses: 0-9, Sept. 22-Oct. 1, 1995) |

### Most Players Used

|                     |   |
|---------------------|---|
| Season              | 54 (2007, 2017)                             |
| Pitchers, Season    | 34 (2018)                                   |
| Game, Nine Innings  | 24 (vs. Seattle, Sept. 1, 2018)             |
|                     | 24 (vs. Minnesota, Sept. 28, 1972)          |
| Game, Extra Innings | 30 (vs. Chicago, Sept. 19, 1972; 15 inn.)   |
| Pitchers, Game      | 9 (vs. Seattle, Sept. 1, 2018; 9 inn.)      |
|                     | 9 (at New York-AL, Sept. 22, 2012; 14 inn.) |
|                     | 9 (at Boston, June 4, 2011; 14 inn.)        |
|                     | 9 (vs. Seattle, Sept. 20, 1997; 15 inn.)    |

### Fewest Players Used

|                  |           |
|------------------|-----------|
| Season           | 33 (1979) |
| Pitchers, Season | 11 (1974) |

### Length of Game

|                             |   |
|-----------------------------|---|
| Most Innings                | 21 (at Washington, June 4, 1971)                  |
| Longest Time, Nine Innings  | 4:31 (at New York-AL, Aug. 25, 2011)              |
| Longest Time, Extra Innings | 6:32 (vs. Los Angeles-AL April 29, 2013; 19 inn.) |
| Shortest Game               | 1:35 (vs. Kansas City, Sept. 28, 1971)            |

### Left On Base

|                           |  |
|---------------------------|--|
| Season, Most              | 1274 (2004)                                |
| Season, Fewest            | 1030 (1979)                                |
| Nine Inning Game, Most    | 17 (at Chicago, Sept. 18, 1982)            |
| Extra Inning Game, Most   | 21 (at Texas, July 1, 1979; 15 inn.)       |
| Extra Inning Game, Fewest | 1 (at Min., April 29, 2000, 10 inn.)       |
|                           | 1 (vs. Chicago-AL, June 24, 1990, 10 inn.) |

### Scoring Margin

|                                  |   |
|----------------------------------|---|
| Victory                          | 21 (vs. Texas, Sept. 30, 2000; 23-2)                    |
| Shutout Victory                  | 16 (at Kansas City, June 1, 2018)                       |
|                                  | 16 (at Toronto, July 25, 2012)                          |
|                                  | 16 (vs. San Francisco, June 26, 2005)                   |
| Defeat                           | 16 (six times, last: at Baltimore, Aug. 16, 2015; 2-18) |
| Shutout Defeat                   | 16 (at Kansas City, June 25, 1984)                      |
| Largest Deficit Overcome to Win  | 10 (vs. Min., July 20, 2009)                            |
| Largest Lead Surrendered to Lose | 8 (at Texas, May 5, 2000)                               |

### Errors

|                              |                                    |
|------------------------------|------------------------------------|
| Season, Most                 | 190 (1977)                         |
| Season, Fewest               | 80 (2019)                          |
| Game, Most                   | 7 (vs. Cleveland, June 7, 1987)    |
|                              | 7 (at Chicago, Sept. 20, 1977)     |
|                              | 7 (vs. Kansas City, July 24, 1976) |
| Consecutive Games, No Errors | 15 (June 25-July 9, 2016)          |

### Double Plays Turned

|              |                                    |
|--------------|------------------------------------|
| Most, Season | 195 (1996)                         |
| Game         | 6 (at Chicago, May 17, 1995)       |
|              | 6 (at Kansas City, Sept. 13, 1970) |



## TEAM BATTING

### Batting Average

|         |                                      |
|---------|--------------------------------------|
| Highest | .270 (2000, 2004)                    |
| Lowest  | .225 (2020, 60 games)<br>.236 (1982) |

### Slugging Percentage

|         |             |
|---------|-------------|
| Highest | .458 (2000) |
| Lowest  | .343 (1968) |

### On-Base Percentage

|         |             |
|---------|-------------|
| Highest | .360 (2000) |
| Lowest  | .302 (1979) |

### Most At Bats

|                    |  |
|--------------------|--|
| Season             | 5728 (2004)  |
| Game               | .76 (at Washington, June 4, 1971; 21 innings)                    |
| Game, Nine Innings | 51 (at Houston, Sept. 10, 2019)<br>51 (at Boston, June 14, 1969) |

### Most Runs

|                                     |  |
|-------------------------------------|--|
| Season                              | 947 (2000)   |
| Game                                | .23 (vs. Texas, Sept. 30, 2000)                                  |
| Game, Loss                          | 16 (at Texas, May 5, 2000; 16-17)                                |
| Game, Both Clubs                    | 33 (at Texas, May 5, 2000; 16-17)                                |
| Inning                              | .13 (vs. California, July 5, 1996; 1st)                          |
| Consecutive Innings, No Runs        | 31.0 (May 5-10, 1978)  |
| Two Consecutive Games               | 34 (June 18-19, 2000)<br>34 (June 14-15, 1969)                   |
| Three Consecutive Games             | 44 (June 17-19, 2000)  |
| Consecutive Games, One Or More Runs | 104 (May 10-Sept. 8, 2019)<br>104 (June 18, 2001-April 10, 2002) |

### Most Hits

|                     |  |
|---------------------|--|
| Season              | 1545 (2004)  |
| Game, Nine Innings  | 25 (at Houston, Sept. 10, 2019)<br>25 (at Boston, June 14, 1969)   |
| Game, Extra Innings | .29 (at Texas, July 1, 1979; 15 inn.)  |
| Inning              | 10 (at Baltimore, Sept. 12, 2018; 3rd inn.)<br>10 (at Minnesota, Sept. 11, 2013; 4th inn.)<br>10 (at Kansas City, May 3, 2000; 7th inn.) |

### Most Singles

|        |                                       |
|--------|---------------------------------------|
| Season | 1061 (1983)                           |
| Game   | .25 (at Texas, July 1, 1979; 15 inn.) |

### Most Doubles

|        |  |
|--------|--|
| Season | 336 (2004)   |
| Game   | .8 (seven times, last: vs. Houston, Aug. 18, 2018) |

### Most Triples

|        |                              |
|--------|------------------------------|
| Season | 46 (2015)                    |
| Game   | .4 (at Texas, July 26, 2018) |

### Most Home Runs

|                                   |  |
|-----------------------------------|--|
| Season                            | .257 (2019)  |
| Season, Home                      | .129 (2017)  |
| Season, Road                      | .136 (2018)  |
| Season, Grand Slam                | 14 (2000)  |
| Season, Inside The Park           | 2 (1968, 1970, 1979, 1986, 2000)   |
| Season, vs. one team              | 35 (Seattle, 2019)<br>35 (Texas, 2019)   |
| Season, Back-To-Back              | 13 (2000)  |
| Players with 30 or More Home Runs | 3 (1996, 1999, 2001, 2019)   |
| Players with 20 or More Home Runs | 7 (2019)   |
| Players with 10 or More Home Runs | 10 (2019)  |
| Month                             | 55 (June, 1996 and Aug., 1999)   |
| Game                              | .8 (at California, June 27, 1996)  |
| Game, Grand Slam                  | 2 (at Toronto, Aug. 24, 2003)<br>2 (at Seattle, Sept. 10, 2007)  |
| Inning                            | 4 (vs. Chicago, April 27, 2002)<br>3rd inning: Hatteberg, Long, Pena, Menecchino<br>4 (vs. Tampa Bay, Aug. 1, 1999)<br>4th inning: Tejada, Chavez, Giambi, Jaha<br>4 (vs. Boston, Aug. 21, 1997)<br>3rd inning: Giambi, Young, McDonald, Canseco |
| Consecutive                       | .3 (eight times, last: vs. Texas, April 15, 2006 (Chavez, Thomas, Bradley))  |
| Consecutive games with a home run | 23 (July 2-27, 1996)   |
| Two consecutive games             | 12 (June 25-27, 1996)  |
| Three consecutive games           | 15 (June 25-28, 1996)  |
| Four consecutive games            | 18 (June 25-29, 1996)  |

### Most Total Bases

|        |   |
|--------|---|
| Season | 2546 (1996)                                 |
| Game   | .46 (at Houston, Sept. 10, 2019)            |
| Inning | .21 (at Kansas City, May 3, 2000; 7th inn.) |

### Most Extra Base Hits

|        |  |
|--------|--|
| Season | 572 (2019)   |
| Game   | 11 (four times, last: at Minnesota, Sept. 11, 2013)        |
| Inning | .5 (six times, last: at San Francisco, Aug. 16, 2020; 5th) |

### Most Runs Batted In

|        |                                 |
|--------|---------------------------------|
| Season | 908 (2000)                      |
| Game   | .23 (vs. Texas, Sept. 30, 2000) |

### Most Walks

|        |                                    |
|--------|------------------------------------|
| Season | 770 (1999)                         |
| Game   | .15 (at Baltimore, Sept. 19, 2000) |

### Most Strikeouts

|                     |   |
|---------------------|---|
| Season              | 1491 (2017)   |
| Game, Nine Innings  | 19 (at Cleveland, May 30, 2017)<br>19 (at Seattle, June 24, 1997) |
| Game, Extra Innings | .21 (vs. Tampa Bay, July 30, 2012)                                |

## OAKLAND A'S MILESTONE HITS

|       |  |
|-------|--|
| 1     | John Donaldson, April 10, 1968 at Baltimore    |
| 10000 | Phil Garner, June 27, 1975 at California       |
| 20000 | Dwayne Murphy, June 1, 1983 at Milwaukee       |
| 30000 | Mike Gallego, May 30, 1990 vs. Toronto         |
| 40000 | Matt Stairs, August 15, 1997 at Chicago        |
| 50000 | Damian Miller, July 26, 2004 vs. Seattle       |
| 60000 | Hideki Matsui, August 1, 2011 at Seattle       |
| 70000 | Mark Canha, Sept. 28, 2018 at Los Angeles (AL) |

## Most Hit By Pitch

|        |  |
|--------|--|
| Season | 88 (2001)  |
| Game   | 5 (at Los Angeles-AL, Aug. 12, 2018)<br>5 (at Anaheim, June 7, 2001) |

## Most Sacrifice Hits

|        |  |
|--------|--|
| Season | 108 (1978)   |
| Game   | 4 (nine times, last: vs. Cleveland, June 22, 1985) |

## Most Sacrifice Flies

|        |   |
|--------|---|
| Season | 77 (1984)                                       |
| Game   | 3 (33 times, last: vs. Seattle, Sept. 27, 2017) |

## Most Grounded Into Double Plays

|        |   |
|--------|---|
| Season | 170 (2006)                                      |
| Game   | 5 (10 times, last: vs. San Diego, July 3, 2018) |

## Most Stolen Bases

|                                 |   |
|---------------------------------|---|
| Season                          | 341 (1976)  |
| Season, vs. One Team            | 57 (Minnesota, 1976)  |
| Game                            | 12 (at Minnesota, Aug. 1, 1976)                                   |
| Game, Steals of Home            | 2 (vs. Kansas City, May 28, 1980)<br>2 (vs. Detroit, May 3, 1980) |
| Inning                          | 5 (at Boston, July 17, 1983)                                      |
| Consecutive, No Caught Stealing | 22 (Oct. 2, 1991-April 10, 1992)                                  |

## TEAM PINCH HITTING

|  |  |
|--|--|
| Highest Average, Season                | .345 (1997)  |
| At Bats, Season                        | 213 (1969)   |
| Hits, Season                           | 57 (1997)  |
| Home Runs, Season                      | 8 (1970)   |
| Runs Batted In, Season                 | 31 (1997)  |
| Pinch Hitters Used, Game               | 10 (vs. Chicago,<br>Sept. 19, 1972; 15 inn.)         |
| Pinch Hitters Used, Game, Nine innings | 6 (nine times, last:<br>Sept. 12, 2018 at Baltimore) |

## TEAM PITCHING

### Earned Run Average

|         |             |
|---------|-------------|
| Lowest  | 2.58 (1972) |
| Highest | 5.48 (1997) |

### Complete Games

|             |                      |
|-------------|----------------------|
| Most        | 94 (1980)            |
| Fewest      | 1 (2012, 2017, 2019) |
| Consecutive | 9 (Aug. 9-17, 1980)  |

### Shutouts

|                             |  |
|-----------------------------|--|
| Most                        | 23 (1972)                              |
| Fewest                      | 1 (1997)                               |
| Consecutive                 | 3 (four times, last: Aug. 28-31, 1996) |
| Consecutive Shutout Innings | 37 (Aug. 13-17, 1983)                  |

### Saves

|        |                    |
|--------|--------------------|
| Most   | 64 (1988 and 1990) |
| Fewest | 13 (1980)          |

### Innings Pitched

|        |               |
|--------|---------------|
| Most   | 1489.1 (1988) |
| Fewest | 1429.1 (1979) |

### Hits

|                |   |
|----------------|---|
| Most, Season   | 1734 (1997)   |
| Most, Game     | 26 (at Baltimore, Aug. 16, 2015)  |
| Most, Inning   | 10 (at Baltimore, Aug. 16, 2015; 5th inn.)<br>10 (at New York, July 18, 1993; 7th inn.) |
| Fewest, Season | 1170 (1972)   |

## Runs Allowed

|                |   |
|----------------|---|
| Most, Season   | 946 (1997)                              |
| Most, Game     | 22 (at New York-AL, Aug. 25, 2011)      |
| Most, Inning   | 12 (vs. Texas, July 3, 1983; 15th inn.) |
| Fewest, Season | 457 (1972)                              |

## Earned Runs Allowed

|        |            |
|--------|------------|
| Most   | 880 (1997) |
| Fewest | 406 (1972) |

## Walks

|                             |   |
|-----------------------------|---|
| Most, Season                | 680 (1993)  |
| Most, Season, Intentional   | 78 (1968)   |
| Most, Game                  | 14 (vs. Detroit, Aug. 27, 1993)                         |
| Most, Game, Intentional     | 4 (11 times, last:<br>vs. New York (AL), June 13, 2013) |
| Fewest, Season              | 406 (2014)  |
| Fewest, Season, Intentional | 17 (2017)   |

## Strikeouts

|                         |                                      |
|-------------------------|--------------------------------------|
| Most, Season            | 1299 (2019)                          |
| Most, Nine Inning Game  | 19 (vs. Detroit, Sept. 7, 2019)      |
| Most, Extra Inning Game | 26 (vs. Cal., July 9, 1971; 20 inn.) |
| Fewest, Season          | 695 (1984)                           |

## Doubles

|              |                                  |
|--------------|----------------------------------|
| Most, Season | 346 (1997)                       |
| Most, Game   | 11 (vs. Cleveland, July 1, 2018) |

## Triples

|              |                                |
|--------------|--------------------------------|
| Most, Season | 48 (1983)                      |
| Most, Game   | 4 (at Toronto, Sept. 11, 1983) |

## Home Runs

|                            |  |
|----------------------------|--|
| Most, Season               | 210 (2017)   |
| Most, Game                 | 7 (at Houston, Sept. 9, 2019)<br>7 (at Seattle, April 11, 1985)  |
| Most, Inning               | 4 (at Seattle, Sept. 21, 1996)<br>4 (at Minnesota, May 16, 1983) |
| Most Grand Slams, Season   | 8 (1993 and 1999)  |
| Fewest, Season             | 90 (1974)  |
| Fewest Grand Slams, Season | 0 (1974 and 2003)  |
| Consecutive Innings, No HR | 136.2 (June 19-July 4, 1974)                                     |

## Hit Batters

|                |                               |
|----------------|-------------------------------|
| Most, Season   | 68 (2004)                     |
| Most, Game     | 4 (vs. Texas, April 20, 2003) |
| Fewest, Season | 19 (1972)                     |

## Wild Pitches

|                |   |
|----------------|---|
| Most, Season   | 86 (2018)   |
| Most, Game     | 4 (seven times, last: at Seattle, Sept. 27, 2019) |
| Fewest, Season | 28 (1974)   |

## Balks

|                |                                |
|----------------|--------------------------------|
| Most, Season   | 76 (1988)                      |
| Most, Game     | 5 (at Seattle, April 13, 1988) |
| Fewest, Season | 1 (1974, 2000, 2013, 2014)     |

## INDIVIDUAL BATTING

### Highest Batting Average

|                           |                                    |
|---------------------------|------------------------------------|
| Career                    | .300 (Jason Giambi, 1995-2001, 09) |
| Season, Left Hander       | .342 (Jason Giambi, 2001)          |
| Season, Right Hander      | .336 (Carney Lansford, 1989)       |
| Season, Switch Hitter     | .294 (Billy Burns, 2015)           |
| Season, Pinch Hitter      | .636 (Mike Macfarlane, 1998)       |
| Season, Designated Hitter | .328 (Erubiel Durazo, 2004)        |
| Season, Rookie            | .307 (Mitchell Page, 1977)         |

### Highest Slugging Percentage

|                            |                              |
|----------------------------|------------------------------|
| Career.....                | .551 (Mark McGwire, 1986-97) |
| Season, Right Hander.....  | .730 (Mark McGwire, 1996)    |
| Season, Left Hander.....   | .660 (Jason Giambi, 2001)    |
| Season, Switch Hitter..... | .493 (Nick Swisher, 2006)    |
| Season, Rookie.....        | .618 (Mark McGwire, 1987)    |

### Highest On-Base Percentage

|                            |   |
|----------------------------|---|
| Career.....                | .409 (Rickey Henderson, 1979-84, 89-95, 98) |
| Season, Left Hander.....   | .477 (Jason Giambi, 2001)                   |
| Season, Right Hander.....  | .467 (Mark McGwire, 1996)                   |
| Season, Switch Hitter..... | .381 (Nick Swisher, 2007)                   |
| Season, Rookie.....        | .405 (Mitchell Page, 1977)                  |

### Most Games Played

|                     |  |
|---------------------|--|
| Career.....         | 1704 (Rickey Henderson, 1979-84, 89-95, 98)      |
| Season.....         | 162 (12 times, last: Marcus Semien, 2019)        |
| Season, Rookie..... | 160 (Phil Garner, 1975)                          |
| Consecutive.....    | 594 (Miguel Tejada, June 2, 2000-Sept. 28, 2003) |

### Most At Bats

|                     |   |
|---------------------|---|
| Career.....         | 6140 (Rickey Henderson, 1979-84, 89-95, 98)                       |
| Season.....         | 662 (Miguel Tejada, 2002)   |
| Season, Rookie..... | 600 (Jose Canseco, 1986)  |
| Game.....           | 9 (11 times, last: Jed Lowrie vs. Los Angeles-AL, April 29, 2013) |

### Most Runs

|                     |  |
|---------------------|--|
| Career.....         | 1270 (Rickey Henderson, 1979-84, 89-95, 98)    |
| Season.....         | 123 (Marcus Semien, 2019)                      |
|                     | 123 (Reggie Jackson, 1969)                     |
| Season, Rookie..... | 104 (Terrence Long, 2000)                      |
| Game.....           | 5 (Luis Polonia at Kansas City, Sept. 9, 1988) |
|                     | 5 (Mark McGwire at Cleveland, June 27, 1987)   |
|                     | 5 (Mike Edwards vs. Texas, Sept. 8, 1978)      |

### Most Hits

|                                      |   |
|--------------------------------------|---|
| Career.....                          | 1768 (Rickey Henderson, 1979-84, 89-95, 98)                     |
| Season, Right Hander.....            | 204 (Miguel Tejada, 2002)                                       |
| Season, Left Hander.....             | 190 (Mark Kotsay, 2004)   |
| Season, Switch Hitter.....           | 175 (Jed Lowrie, 2013)  |
| Season, Pinch Hitter.....            | 13 (Dave Magadan, 1997)   |
|                                      | 13 (Tommy Davis, 1971)  |
|                                      | 13 (Bob Johnson, 1969)  |
| Season, Rookie.....                  | 168 (Terrence Long, 2000)                                       |
|                                      | 168 (Ben Grieve, 1998)  |
| Game.....                            | 5 (31 times, last: Josh Donaldson at Chicago-AL, Sept. 9, 2014) |
| Consecutive.....                     | 8 (Josh Reddick, May 7-8, 2016)                                 |
|                                      | 8 (Dave Magadan, Aug. 26-30, 1997)                              |
|                                      | 8 (Brent Gates, May 23-24, 1994)                                |
| Hitting Streak.....                  | 25 (Jason Giambi, May 12-June 23, 1997)                         |
| Consecutive Games Reaching Base..... | 62 (Mark McGwire, Sept. 16, 1995-June 18, 1996)                 |
| Consecutive At Bats, No Hits.....    | 40 (Jose Canseco, Aug. 8-23, 1986)                              |

### Multiple Hit Games

|                              |  |
|------------------------------|--|
| Career.....                  | 474 (Rickey Henderson, 1979-84, 89-95, 98) |
| Season.....                  | 57 (Mark Kotsay, 2004)                     |
|                              | 57 (Miguel Tejada, 2002)                   |
| Season, Rookie.....          | 49 (Terrence Long, 2000)                   |
|                              | 49 (Brent Gates, 1993)                     |
| Season, Five-Hit Games.....  | 2 (Adam Kennedy, 2009)                     |
|                              | 2 (Sal Bando, 1969)                        |
| Season, Four-Hit Games.....  | 5 (Carney Lansford, 1988)                  |
|                              | 5 (Claudell Washington, 1975)              |
| Season, Three-Hit Games..... | 19 (Mark Kotsay, 2004)                     |
|                              | 19 (Jason Giambi, 1999)                    |
|                              | 19 (Carney Lansford, 1989)                 |

### Most Singles

|                     |  |
|---------------------|--|
| Career.....         | 1271 (Rickey Henderson, 1979-84, 89-95, 98)  |
| Season.....         | 153 (Carney Lansford, 1989)                  |
| Season, Rookie..... | 121 (Billy Burns, 2015)                      |
| Game.....           | 5 (Stan Javier vs. Cleveland, July 18, 1988) |
|                     | 5 (Sal Bando at Washington, Sept. 30, 1969)  |

### Most Doubles

|                     |  |
|---------------------|--|
| Career.....         | 289 (Rickey Henderson, 1979-84, 89-95, 98)               |
| Season.....         | 49 (Jed Lowrie, 2017)                                    |
| Season, Rookie..... | 41 (Ben Grieve, 1998)                                    |
| Game.....           | 3 (31 times, last: Sean Murphy at Texas, Sept. 13, 2019) |

### Most Triples

|                     |  |
|---------------------|--|
| Career.....         | 41 (Rickey Henderson, 1979-84, 89-95, 98)                        |
| Season.....         | 12 (Phil Garner, 1976)   |
| Season, Rookie..... | 10 (Luis Polonia, 1987)  |
| Game.....           | 2 (12 times, last: Seth Brown vs. Los Angeles-AL, Sept. 3, 2019) |

### Most Home Runs

|                                |   |
|--------------------------------|---|
| Career.....                    | 363 (Mark McGwire, 1986-97)               |
| Career, Pinch Hit.....         | 5 (Mark McGwire, 1986-97)                 |
|                                | 5 (Terry Steinbach, 1986-96)              |
|                                | 5 (Mike Aldrete, 1993-95)                 |
|                                | 5 (Jeff Burroughs, 1982-84)               |
| Career, Designated Hitter..... | 98 (Dave Kingman, 1984-86)                |
| Career, Grand Slams.....       | 9 (Mark McGwire, 1986-97)                 |
| Career, Inside The Park.....   | 4 (Reggie Jackson, 1968-75, 87)           |
| Career, Leadoff.....           | 43 (Rickey Henderson, 1979-84, 89-95, 98) |
| Season, Right Hander.....      | 52 (Mark McGwire, 1996)                   |
| Season, Left Hander.....       | 47 (Reggie Jackson, 1969)                 |
| Season, Switch Hitter.....     | 35 (Nick Swisher, 2006)                   |
| Season, Pinch Hitter.....      | 4 (Jeff Burroughs, 1982)                  |
| Season, Designated Hitter..... | 46 (Khris Davis, 2018)                    |
| Season, Grand Slams.....       | 4 (Jason Giambi, 2000)                    |
| Season, Inside The Park.....   | 2 (Reggie Jackson, 1968)                  |
| Season, Leadoff.....           | 7 (Rickey Henderson, 1993)                |
| Season, Rookie.....            | 49 (Mark McGwire, 1987)                   |
| Season, Home.....              | 27 (Jason Giambi, 2001)                   |
| Season, Road.....              | 28 (Mark McGwire, 1987 and 1996)          |
|                                | 28 (Jose Canseco, 1991)                   |

## 10 OR MORE RUNS IN AN INNING IN OAKLAND HISTORY

| Runs | Opponent       | Inning | Date            | Runs | Opponent        | Inning | Date               |
|------|----------------|--------|-----------------|------|-----------------|--------|--------------------|
| 13   | California     | B-1    | July 5, 1996    | 10   | at Minnesota    | T-4    | September 11, 2013 |
| 10   | Milwaukee      | B-4    | May 9, 1972     | 10   | at Chicago (AL) | T-4    | September 15, 2015 |
| 10   | at New York    | T-5    | August 29, 1989 | 10   | at Baltimore    | T-3    | September 12, 2018 |
| 10   | Seattle        | B-3    | June 23, 1992   | 10   | Baltimore       | B-6    | June 18, 2019      |
| 10   | at Kansas City | T-3    | June 18, 2000   |      |                 |        |                    |

|   |   |
|---|---|
| Month .....                               | 15 (Mark McGwire, May, 1987)  |
| Game .....                                | 3 (16 times, last: Khris Davis vs. Texas, May 17, 2016)   |
| Game, Both Sides of Plate .....           | eight times, last: Coco Crisp<br>(at New York-AL, Aug. 24, 2011)  |
| Two Consecutive Games .....               | 5 (Josh Reddick, Aug. 9-10, 2013)<br>5 (Mark McGwire, June 27-28, 1987)<br>5 (Mark McGwire, June 10-11, 1995) |
| Inning .....                              | 2 (Mark McGwire, Sept. 22, 1996; 5th inn.)  |
| Consecutive Games With Home Run .....     | 6 (Frank Thomas,<br>Sept. 5-11, 2006)   |
| Consecutive At Bats With Home Run .....   | 4<br>(Mike Epstein vs. Washington, June 15-16, 1971)  |
| Home Run, First Major League At Bat ..... | (Terry Steinbach, Sept. 12, 1986 at Cleveland)<br>(Joe Keough, Aug. 7, 1968 at New York, G#2)                 |
| Consecutive At Bats, No Home Runs .....   | 837 (Walt Weiss,<br>April 26, 1990-October 4, 1992)   |

### Most RBI

|                                  |  |
|----------------------------------|--|
| Career .....                     | 941 (Mark McGwire, 1986-97)                            |
| Season, Left Hander .....        | 137 (Jason Giambi, 2000)                               |
| Season, Right Hander .....       | 131 (Miguel Tejada, 2002)                              |
| Season, Switch Hitter .....      | 101 (Ruben Sierra, 1993)                               |
| Season, Pinch Hitter .....       | 12 (Tommy Davis, 1971)<br>12 (Jeff Burroughs, 1982)    |
| Season, Designated Hitter .....  | 118 (Khris Davis, 2018)                                |
| Season, Rookie .....             | 118 (Mark McGwire, 1987)                               |
| Game .....                       | 10 (Reggie Jackson at Boston, June 14, 1969)           |
| Inning .....                     | 6 (Matt Stairs vs. California, July 5, 1996; 1st inn.) |
| Consecutive Games With RBI ..... | 10 (Rick Monday,<br>April 20-30, 1969)                 |

### Most Total Bases

|                      |   |
|----------------------|---|
| Career .....         | 2640 (Rickey Henderson, 1979-84, 89-95, 98)   |
| Season .....         | 347 (Jose Canseco, 1988)                      |
| Season, Rookie ..... | 344 (Mark McGwire, 1987)                      |
| Game .....           | 14 (Harold Baines vs. Baltimore, May 7, 1991) |

### Most Extra Base Hits

|                      |   |
|----------------------|---|
| Career .....         | 563 (Mark McGwire, 1986-97)                             |
| Season .....         | 87 (Jason Giambi, 2001)                                 |
| Season, Rookie ..... | 81 (Mark McGwire, 1987)                                 |
| Game .....           | 4 (six times, last: Ryon Healy vs. Wash., June 3, 2017) |

### Most Walks

|                           |   |
|---------------------------|---|
| Career .....              | 1227 (Rickey Henderson, 1979-84, 89-95, 98)                           |
| Career, Intentional ..... | 84 (Reggie Jackson, 1968-75, 87)                                      |
| Season .....              | 137 (Jason Giambi, 2000)  |
| Season, Rookie .....      | 86 (Wayne Gross, 1977)  |
| Season, Intentional ..... | 24 (Jason Giambi, 2001)   |
| Game .....                | 5 (four times, last: Mark McGwire<br>vs. Kansas City, April 26, 1997) |
| Consecutive .....         | 7 (Jose Canseco, Aug. 4-5, 1992)                                      |

### Most Strikeouts

|  |   |
|--|---|
| Career .....                                       | 1180 (Reggie Jackson, 1968-75, 87)  |
| Season .....                                       | 197 (Jack Cust, 2008)   |
| Season, Rookie .....                               | 175 (Jose Canseco, 1986)  |
| Game .....   | 5 (eight times, last:<br><b>Matt Chapman vs. San Diego, Sept. 5, 2020</b> ) |
| Two Consecutive Games .....                        | 8 (four times, last:<br><b>Matt Chapman, Sept. 4-5, 2020</b> )              |
| Consecutive Plate Appearances, No Strikeouts ..... | 137 (Felipe Alou,<br>April 27-June 3, 1970)                                 |

### Most Hit By Pitch

|                      |  |
|----------------------|--|
| Career .....         | 59 (Sal Bando, 1968-76)  |
| Season .....         | 20 (Jason Kendall, 2005)<br>20 (Don Baylor, 1976)                        |
| Season, Rookie ..... | 15 (Olmedo Saenz, 1999)  |
| Game .....           | 2 (42 times, last: <b>Ramón Laureano<br/>vs. Houston, Aug. 9, 2020</b> ) |

### Most Sacrifice Hits

|                      |  |
|----------------------|--|
| Career .....         | 101 (Bert Campaneris, 1968-76)                           |
| Season .....         | 22 (Dwayne Murphy, 1980)                                 |
| Season, Rookie ..... | 21 (Phil Garner, 1975)                                   |
| Game .....           | 2 (64 times, last: Sonny Gray at Atlanta, Aug. 16, 2014) |

### Most Sacrifice Flies

|                      |  |
|----------------------|--|
| Career .....         | 59 (Mark McGwire, 1986-97)                                     |
| Season .....         | 14 (Dave Kingman, 1984)  |
| Season, Rookie ..... | 9 (Jose Canseco, 1986)   |
| Game .....           | 2 (27 times, last: Stephen Vogt<br>at Tampa Bay, May 24, 2015) |

### Most Grounded Into Double Plays

|                      |   |
|----------------------|---|
| Career .....         | 137 (Terry Steinbach, 1986-96)                                      |
| Season .....         | 32 (Ben Grieve, 2000)   |
| Season, Rookie ..... | 20 (Bobby Crosby, 2004)   |
| Game .....           | 2 (208 times, last:<br>Tommy La Stella vs. Seattle, Sept. 26, 2020) |

### Most Stolen Bases

|                      |  |
|----------------------|--|
| Career .....         | 867 (Rickey Henderson, 1979-84, 89-95, 98)   |
| Season .....         | 130 (Rickey Henderson, 1982)   |
| Season, Rookie ..... | 42 (Mitchell Page, 1977)   |
| Game .....           | 5 (Rickey Henderson vs. Seattle, July 29, 1989)<br>5 (Bert Campaneris vs. Minnesota, May 24, 1976) |
| Consecutive .....    | 36 (Coco Crisp, July 16, 2011-June 19, 2012)   |

### Most Caught Stealing

|                      |   |
|----------------------|---|
| Career .....         | 219 (Rickey Henderson, 1979-84, 89-95, 98)        |
| Season .....         | 42 (Rickey Henderson, 1982)                       |
| Season, Rookie ..... | 21 (Mike Edwards, 1978)                           |
| Game .....           | 3 (Rickey Henderson at California, July 27, 1982) |

## INDIVIDUAL PITCHING

### Most Games Won

|                            |   |
|----------------------------|---|
| Career .....               | 131 (Jim Hunter, 1968-74)                           |
| Season, Right Hander ..... | 27 (Bob Welch, 1990)                                |
| Season, Left Hander .....  | 24 (Vida Blue, 1971)                                |
| Season, Rookie .....       | 13 (Tommy Milone, 2012)<br>13 (Jarrod Parker, 2012) |
| Consecutive .....          | 13 (Jim Hunter, 1973)                               |

### Most Games Lost

|                                    |  |
|------------------------------------|--|
| Career .....                       | 105 (Rick Langford, 1977-86)                     |
| Season, Right Hander .....         | 20 (Brian Kingman, 1980)                         |
| Season, Left Hander .....          | 19 (Vida Blue, 1977)                             |
| Season, Rookie .....               | 19 (Rick Langford, 1977)                         |
| Consecutive .....                  | 14 (Matt Keough, 1979)                           |
| Consecutive Over Two Seasons ..... | 18 (Matt Keough,<br>Sept. 11, 1978-Aug. 8, 1979) |

## Most Saves

|                           |  |
|---------------------------|--|
| Career.....               | 320 (Dennis Eckersley, 1987-95)                |
| Season, Right Hander..... | 51 (Dennis Eckersley, 1992)                    |
| Season, Left Hander.....  | 22 (Sean Doolittle, 2014)                      |
| Season, Rookie.....       | 26 (Andrew Bailey, 2009)                       |
| Consecutive Saves.....    | .44 (Grant Balfour, May 5, 2012-July 22, 2013) |

## Lowest Earned Run Average

|                                    |                                  |
|------------------------------------|----------------------------------|
| Career.....                        | 2.74 (Dennis Eckersley, 1987-95) |
| Season, Starter.....               | 1.82 (Vida Blue, 1971)           |
| Season, Reliever (min. 50 ip)..... | 0.61 (Dennis Eckersley, 1990)    |
| Season, Rookie (min. 100 ip).....  | 2.93 (Dave Hamilton, 1972)       |

## Most Games

|                     |   |
|---------------------|---|
| Career.....         | 525 (Dennis Eckersley, 1987-95)                     |
| Season.....         | 84 (Billy Koch, 2002)                               |
| Season, Rookie..... | 71 (Ryan Cook, 2012)                                |
|                     | 71 (Aaron Small, 1997)                              |
| Consecutive.....    | 6 (four times, last: Buddy Groom, July 11-19, 1999) |

## Most Games Started

|                     |                          |
|---------------------|--------------------------|
| Career.....         | 262 (Vida Blue, 1969-77) |
| Season.....         | 41 (Jim Hunter, 1974)    |
| Season, Rookie..... | 33 (Joe Blanton, 2005)   |

## Most Complete Games

|                      |   |
|----------------------|---|
| Career.....          | 105 (Vida Blue, 1969-77)                  |
| Season.....          | 28 (Rick Langford, 1980)                  |
| Season, Rookie.....  | 8 (Steve McCatty, 1979)                   |
| Consecutive.....     | 22 (Rick Langford, May 23-Sept. 12, 1980) |
| Consecutive Won..... | 9 (Rick Langford, July 15-Aug. 15, 1980)  |

## Most Shutouts

|   |   |
|---|---|
| Career.....                             | 28 (Vida Blue, 1969-77)                   |
| Season.....                             | 8 (Vida Blue, 1971)                       |
| Season, Rookie.....                     | 2 (Chris Codiroli, 1983)                  |
|   | 2 (John Johnson, 1978)                    |
|   | 2 (Vida Blue, 1970)                       |
| Consecutive.....                        | 3 (Bobby Witt, June 23, 28, July 3, 1994) |
|   | 3 (Mike Torrez, Sept. 3, 7, 11, 1976)     |
| Consecutive Scoreless IP, Reliever..... | 39.0 (Brad Ziegler, 2008)                 |
| Consecutive Scoreless IP, Starter.....  | 37.0 (Mike Torrez, 1976)                  |

## Most Innings Pitched

|                     |   |
|---------------------|---|
| Career.....         | 1946.0 (Vida Blue, 1969-77)                                       |
| Season.....         | 318 (Jim Hunter, 1974)  |
| Season, Rookie..... | 208.1 (Rick Langford, 1977)                                       |
| Game.....           | 14.0 (four times, last: Steve McCatty vs. Seattle, Aug. 10, 1980) |

## Hits

|                                    |  |
|------------------------------------|--|
| Career, Most.....                  | 1650 (Vida Blue, 1969-77)  |
| Season, Most.....                  | 284 (Vida Blue, 1977)  |
| Season, Rookie.....                | 223 (Rick Langford, 1977)  |
| Season, Low-Hit Games (0,1,2)..... | 3 (Ron Darling, 1992)  |
|                                    | 3 (Mike Torrez, 1976)  |
|                                    | 3 (Jim Hunter, 1972)   |
| Game, Most.....                    | 17 (Mike Norris vs. Milwaukee, Sept. 26, 1980)   |
| Game, Fewest.....                  | 0  |
|                                    | Mike Fiers vs. Cincinnati, May 7, 2019   |
|                                    | Sean Manaea vs. Boston, April 21, 2018   |
|                                    | Dallas Braden vs. Tampa Bay, May 9, 2010 (Perfect game)                                  |
|                                    | Dave Stewart at Toronto, June 29, 1990   |
|                                    | Mike Warren vs. Chicago, Sept. 29, 1983  |
|                                    | Vida Blue, Glenn Abbott, Paul Lindblad and Rollie Fingers vs. California, Sept. 28, 1975 |
|                                    | Vida Blue vs. Minnesota, Sept. 21, 1970  |
|                                    | Jim Hunter vs. Minnesota, May 8, 1968 (Perfect game)                                     |
| Consecutive Games, Fewest.....     | 3 (Bobby Witt, June 23-28, 1994)   |

## Most Runs

|                     |   |
|---------------------|---|
| Career.....         | 784 (Dave Stewart, 1986-92, 95)             |
| Season.....         | 144 (Matt Keough, 1982)                     |
| Season, Rookie..... | 115 (Chris Codiroli, 1983)                  |
| Game.....           | 14 (Mike Oquist vs. New York, Aug. 3, 1998) |

## Most Earned Runs

|                     |   |
|---------------------|---|
| Career.....         | 712 (Dave Stewart, 1986-92, 95)             |
| Season.....         | 133 (Matt Keough, 1982)                     |
| Season, Rookie..... | 102 (Chris Codiroli, 1983)                  |
| Game.....           | 14 (Mike Oquist vs. New York, Aug. 3, 1998) |

## Most Walks

|                     |  |
|---------------------|--|
| Career.....         | 655 (Dave Stewart, 1986-92, 95)                            |
| Season.....         | 112 (John Odum, 1969)                                      |
| Season, Rookie..... | 102 (Eric Plunk, 1986)                                     |
| Game.....           | 9 (five times, last: Kelly Downs vs. Balt., Aug. 31, 1992) |

## Most Strikeouts

|                                 |  |
|---------------------------------|--|
| Career.....                     | 1315 (Vida Blue, 1969-77)  |
| Season.....                     | 301 (Vida Blue, 1971)  |
| Season, Rookie.....             | 150 (Brett Anderson, 2009)   |
| Season, 10 strikeout games..... | 11 (Vida Blue, 1971)   |
| Game, nine innings.....         | 16 (Jose Rijo at Seattle, April 19, 1986)                                |
| Game, extra innings.....        | 17 (Vida Blue vs. Cal., July 9, 1971)                                    |
| Two Consecutive Games.....      | 30 (Jose Rijo, April 19-24, 1986)  |
| Three Consecutive Games.....    | 38 (Jose Rijo, April 19-30, 1986)  |
| Inning.....                     | 4 (four times, last: Ryan Dull, April 17, 2018 vs. Chicago-AL, 8th inn.) |

## Most Home Runs

|                                      |  |
|--------------------------------------|--|
| Career.....                          | 207 (Jim Hunter, 1968-74)                                  |
| Season.....                          | 39 (Jim Hunter, 1973)                                      |
| Season, Rookie.....                  | 28 (Jharel Cotton, 2017)                                   |
| Game.....                            | 5 (four times, last: Mike Fiers at Houston, Sept. 9, 2019) |
| Consecutive IP, No HR, Starter.....  | 137.0 (Vida Blue, May 2-Aug. 1, 1976)                      |
| Consecutive IP, No HR, Reliever..... | 90.1 (Paul Lindblad, May 31, 1975 to April 13, 1976)       |
|                                      | 90.1 (Rollie Fingers, June 8 to October 2, 1976)           |

## Most Hit Batters

|                     |   |
|---------------------|---|
| Career.....         | 65 (Barry Zito, 2000-06)                                    |
| Season.....         | 13 (Chris Bassitt, 2019)                                    |
|                     | 13 (Barry Zito, 2001, 2005 and 2006)                        |
| Season, Rookie..... | 10 (Steve McCatty, 1979)                                    |
| Game.....           | 3 (11 times, last: Mike Fiers vs. Tampa Bay, June 22, 2019) |

## Most Wild Pitches

|                     |   |
|---------------------|---|
| Career.....         | 79 (Dave Stewart, 1986-92, 95)                |
| Season.....         | 22 (Mike Moore, 1992)                         |
| Season, Rookie..... | 15 (Blake Stein, 1998)                        |
| Game.....           | 4 (Stan Bahnsen vs. California, July 5, 1975) |

# FRANCHISE CAREER BATTING LEADERS

## Games

|                  |      |
|------------------|------|
| Campaneris ..... | 1795 |
| Henderson .....  | 1704 |
| Dykes .....      | 1702 |
| Bando .....      | 1468 |
| Johnson, B. .... | 1459 |
| Suder .....      | 1421 |
| Davis, H. ....   | 1413 |
| Murphy, Da. .... | 1412 |
| Miller .....     | 1361 |
| Valo .....       | 1361 |

## Runs

|                  |      |
|------------------|------|
| Henderson .....  | 1270 |
| Johnson, B. .... | 997  |
| Campaneris ..... | 983  |
| Foxx .....       | 975  |
| Simmons .....    | 969  |
| Bishop .....     | 882  |
| Dykes .....      | 881  |
| Cochrane .....   | 823  |
| Davis, H. ....   | 811  |
| McGwire .....    | 773  |

## Doubles

|                  |     |
|------------------|-----|
| Dykes .....      | 365 |
| Simmons .....    | 348 |
| Davis, H. ....   | 319 |
| Johnson, B. .... | 307 |
| Miller .....     | 292 |
| Henderson .....  | 289 |
| Chavez .....     | 282 |
| Murphy, Da. .... | 279 |
| Moses .....      | 274 |
| Campaneris ..... | 270 |

## Walks

|                  |      |
|------------------|------|
| Henderson .....  | 1227 |
| Bishop .....     | 1046 |
| Johnson .....    | 853  |
| McGwire .....    | 847  |
| Valo .....       | 820  |
| Bando .....      | 792  |
| Foxx .....       | 781  |
| Joost .....      | 768  |
| Hartsell .....   | 733  |
| Murphy, Dw. .... | 694  |

## Stolen Bases

|                  |     |
|------------------|-----|
| Henderson .....  | 867 |
| Campaneris ..... | 566 |
| Collins .....    | 377 |
| North .....      | 232 |
| Davis, H. ....   | 223 |
| Hartsell .....   | 195 |
| Oldring .....    | 187 |
| Murphy, Da. .... | 185 |
| Baker, F. ....   | 172 |
| Crisp .....      | 169 |

## At Bats

|                  |      |
|------------------|------|
| Campaneris ..... | 7180 |
| Henderson .....  | 6140 |
| Dykes .....      | 6023 |
| Johnson, B. .... | 5428 |
| Davis, H. ....   | 5367 |
| Bando .....      | 5145 |
| Murphy, Da. .... | 5138 |
| Simmons .....    | 5130 |
| Suder .....      | 5085 |
| Chavez .....     | 4783 |

## Hits

|                  |      |
|------------------|------|
| Campaneris ..... | 1882 |
| Simmons .....    | 1827 |
| Henderson .....  | 1768 |
| Dykes .....      | 1705 |
| Johnson, B. .... | 1617 |
| Davis, H. ....   | 1500 |
| Foxx .....       | 1492 |
| Murphy, Da. .... | 1489 |
| Miller .....     | 1483 |
| Lansford .....   | 1317 |
| Cochrane .....   | 1317 |

## Triples

|                  |     |
|------------------|-----|
| Murphy, Da. .... | 102 |
| Simmons .....    | 98  |
| Baker .....      | 88  |
| Collins .....    | 84  |
| Davis, H. ....   | 82  |
| Foxx .....       | 79  |
| Oldring .....    | 75  |
| Hartsel .....    | 74  |
| Miller .....     | 74  |
| Dykes .....      | 73  |

## Strikeouts

|                  |      |
|------------------|------|
| Jackson .....    | 1226 |
| Canseco .....    | 1096 |
| McGwire .....    | 1043 |
| Campaneris ..... | 933  |
| Chavez .....     | 922  |
| Henderson .....  | 915  |
| Murphy, Dw. .... | 883  |
| Green .....      | 785  |
| Davis, K .....   | 708  |
| Dykes .....      | 706  |

## Batting Average

|                |      |
|----------------|------|
| Simmons .....  | .356 |
| Foxx .....     | .339 |
| Collins .....  | .336 |
| Cochrane ..... | .321 |
| Baker .....    | .321 |
| McInnis .....  | .313 |
| Miller .....   | .311 |
| Cramer .....   | .308 |
| Moses .....    | .307 |
| Hale .....     | .305 |

(Min. 2500 plate appearances)



Bert "Campy" Campaneris

## Home Runs

|                  |     |
|------------------|-----|
| McGwire .....    | 363 |
| Foxx .....       | 302 |
| Jackson .....    | 269 |
| Canseco .....    | 254 |
| Johnson, B. .... | 252 |
| Chavez .....     | 230 |
| Simmons .....    | 209 |
| Giambi .....     | 198 |
| Bando .....      | 192 |
| Zernial .....    | 191 |

## Total Bases

|                  |      |
|------------------|------|
| Simmons .....    | 2998 |
| Johnson, B. .... | 2824 |
| Foxx .....       | 2813 |
| Henderson .....  | 2640 |
| Campaneris ..... | 2502 |
| Dykes .....      | 2474 |
| McGwire .....    | 2451 |
| Jackson .....    | 2323 |
| Chavez .....     | 2288 |
| Miller .....     | 2206 |

## Slugging Percentage

|                  |      |
|------------------|------|
| Foxx .....       | .640 |
| Simmons .....    | .584 |
| McGwire .....    | .551 |
| Giambi .....     | .531 |
| Johnson, B. .... | .520 |
| Canseco .....    | .507 |
| Jackson .....    | .496 |
| Davis, K .....   | .495 |
| Cochrane .....   | .490 |
| Zernial .....    | .489 |

(Min. 2500 plate appearances)

## Runs Batted In

|                  |      |
|------------------|------|
| Simmons .....    | 1178 |
| Foxx .....       | 1075 |
| Johnson, B. .... | 1040 |
| McGwire .....    | 941  |
| Bando .....      | 796  |
| Canseco .....    | 793  |
| Chavez .....     | 787  |
| Jackson .....    | 776  |
| Dykes .....      | 764  |
| Miller .....     | 762  |
| Davis, H. ....   | 762  |

## Extra Base Hits

|                  |     |
|------------------|-----|
| Simmons .....    | 655 |
| Foxx .....       | 638 |
| Johnson, B. .... | 631 |
| McGwire .....    | 563 |
| Chavez .....     | 532 |
| Jackson .....    | 530 |
| Dykes .....      | 524 |
| Henderson .....  | 497 |
| Davis, H. ....   | 470 |
| Miller .....     | 460 |

## On-Base Percentage

|                  |      |
|------------------|------|
| Foxx .....       | .440 |
| Fain .....       | .426 |
| Bishop .....     | .423 |
| Collins .....    | .422 |
| Cochrane .....   | .412 |
| Henderson .....  | .409 |
| Giambi .....     | .406 |
| Valo .....       | .403 |
| Simmons .....    | .398 |
| Johnson, B. .... | .395 |

(Min. 2500 plate appearances)

# OAKLAND CAREER BATTING LEADERS

## Games

|                 |      |
|-----------------|------|
| Henderson.....  | 1704 |
| Bando.....      | 1410 |
| McGwire.....    | 1329 |
| Chavez.....     | 1320 |
| Jackson.....    | 1311 |
| Campaneris..... | 1295 |
| Murphy.....     | 1213 |
| Lansford.....   | 1203 |
| Steinbach.....  | 1199 |
| Rudi.....       | 1088 |

## Runs

|                 |      |
|-----------------|------|
| Henderson.....  | 1270 |
| McGwire.....    | 773  |
| Jackson.....    | 743  |
| Chavez.....     | 730  |
| Bando.....      | 725  |
| Campaneris..... | 722  |
| Canseco.....    | 662  |
| Giambi.....     | 640  |
| Lansford.....   | 617  |
| Murphy.....     | 614  |

## Doubles

|                |     |
|----------------|-----|
| Henderson..... | 289 |
| Chavez.....    | 282 |
| Giambi.....    | 241 |
| Jackson.....   | 230 |
| Rudi.....      | 214 |
| Bando.....     | 208 |
| Steinbach..... | 205 |
| Ellis.....     | 204 |
| Lansford.....  | 201 |
| McGwire.....   | 195 |

## Walks

|                |      |
|----------------|------|
| Henderson..... | 1227 |
| McGwire.....   | 847  |
| Bando.....     | 775  |
| Murphy.....    | 694  |
| Giambi.....    | 636  |
| Jackson.....   | 623  |
| Chavez.....    | 565  |
| Tenace.....    | 475  |
| Canseco.....   | 469  |
| Phillips.....  | 413  |

## Stolen Bases

|                 |     |
|-----------------|-----|
| Henderson.....  | 867 |
| Campaneris..... | 398 |
| North.....      | 232 |
| Crisp.....      | 169 |
| Lansford.....   | 146 |
| Jackson.....    | 144 |
| Davis, R.....   | 142 |
| Canseco.....    | 135 |
| Davis, M.....   | 121 |
| Page.....       | 104 |

## At Bats

|                 |      |
|-----------------|------|
| Henderson.....  | 6140 |
| Campaneris..... | 5159 |
| Bando.....      | 4991 |
| Chavez.....     | 4783 |
| Lansford.....   | 4568 |
| Jackson.....    | 4568 |
| McGwire.....    | 4448 |
| Steinbach.....  | 4162 |
| Murphy.....     | 4047 |
| Canseco.....    | 3970 |

## Hits

|                 |      |
|-----------------|------|
| Henderson.....  | 1768 |
| Campaneris..... | 1355 |
| Lansford.....   | 1317 |
| Bando.....      | 1279 |
| Chavez.....     | 1276 |
| Jackson.....    | 1207 |
| McGwire.....    | 1157 |
| Steinbach.....  | 1144 |
| Giambi.....     | 1100 |
| Rudi.....       | 1079 |

## Triples

|                 |    |
|-----------------|----|
| Henderson.....  | 41 |
| Campaneris..... | 39 |
| Rudi.....       | 32 |
| Phillips.....   | 29 |
| Crisp.....      | 26 |
| Lansford.....   | 23 |
| Jackson.....    | 23 |
| North.....      | 23 |
| Bando.....      | 22 |
| Ellis.....      | 22 |

## Strikeouts

|                |      |
|----------------|------|
| Jackson.....   | 1180 |
| Canseco.....   | 1096 |
| McGwire.....   | 1043 |
| Chavez.....    | 922  |
| Henderson..... | 915  |
| Murphy.....    | 883  |
| Davis, K.....  | 708  |
| Steinbach..... | 689  |
| Bando.....     | 675  |
| Giambi.....    | 674  |

## Batting Average

|                |     |
|----------------|-----|
| Giambi.....    | 300 |
| Lansford.....  | 288 |
| Henderson..... | 288 |
| Kotsay.....    | 282 |
| Grieve.....    | 280 |
| Steinbach..... | 275 |
| Rudi.....      | 273 |
| North.....     | 271 |
| Lowrie.....    | 271 |
| Tejada.....    | 270 |

(Min. 2000 plate appearances)



Rickey Henderson

## Home Runs

|                |     |
|----------------|-----|
| McGwire.....   | 363 |
| Jackson.....   | 268 |
| Canseco.....   | 254 |
| Chavez.....    | 230 |
| Giambi.....    | 198 |
| Bando.....     | 192 |
| Henderson..... | 167 |
| Davis, K.....  | 158 |
| Tejada.....    | 156 |
| Murphy.....    | 153 |

## Total Bases

|                 |      |
|-----------------|------|
| Henderson.....  | 2640 |
| McGwire.....    | 2451 |
| Chavez.....     | 2288 |
| Jackson.....    | 2287 |
| Bando.....      | 2107 |
| Canseco.....    | 2012 |
| Giambi.....     | 1949 |
| Lansford.....   | 1846 |
| Steinbach.....  | 1773 |
| Campaneris..... | 1764 |

## Slugging Percentage

|               |      |
|---------------|------|
| McGwire.....  | .551 |
| Giambi.....   | .531 |
| Stairs.....   | .509 |
| Canseco.....  | .507 |
| Jackson.....  | .501 |
| Davis, K..... | .495 |
| Chavez.....   | .478 |
| Grieve.....   | .475 |
| Tejada.....   | .460 |
| Cust.....     | .457 |

(Min. 2000 plate appearances)

## Runs Batted In

|                |     |
|----------------|-----|
| McGwire.....   | 941 |
| Canseco.....   | 793 |
| Bando.....     | 789 |
| Chavez.....    | 787 |
| Jackson.....   | 770 |
| Giambi.....    | 715 |
| Henderson..... | 648 |
| Tejada.....    | 604 |
| Steinbach..... | 595 |
| Murphy.....    | 563 |

## Extra Base Hits

|                |     |
|----------------|-----|
| McGwire.....   | 563 |
| Chavez.....    | 532 |
| Jackson.....   | 521 |
| Henderson..... | 497 |
| Canseco.....   | 448 |
| Giambi.....    | 446 |
| Bando.....     | 422 |
| Rudi.....      | 362 |
| Tejada.....    | 358 |
| Steinbach..... | 351 |

## On-Base Percentage

|                |      |
|----------------|------|
| Henderson..... | .409 |
| Giambi.....    | .406 |
| Cust.....      | .381 |
| McGwire.....   | .380 |
| Tenace.....    | .374 |
| Grieve.....    | .370 |
| North.....     | .364 |
| Stairs.....    | .363 |
| Bando.....     | .360 |
| Jackson.....   | .357 |

(Min. 2000 plate appearances)



# FRANCHISE CAREER PITCHING LEADERS

## Games

|           |     |
|-----------|-----|
| Eckersley | 525 |
| Plank     | 523 |
| Fingers   | 502 |
| Rommel    | 500 |
| Lindblad  | 479 |
| Walberg   | 412 |
| Grove     | 402 |
| Honeycutt | 387 |
| Bender    | 385 |
| Hunter    | 363 |

## Complete Games

|         |     |
|---------|-----|
| Plank   | 362 |
| Bender  | 230 |
| Grove   | 179 |
| Waddell | 168 |
| Rommel  | 147 |
| Coombs  | 135 |
| Walberg | 126 |
| Hunter  | 116 |
| Blue    | 105 |
| Kellner | 95  |

## Wins

|         |     |
|---------|-----|
| Plank   | 284 |
| Grove   | 195 |
| Bender  | 193 |
| Rommel  | 171 |
| Hunter  | 161 |
| Walberg | 134 |
| Waddell | 131 |
| Blue    | 124 |
| Stewart | 119 |
| Coombs  | 115 |

## Innings Pitched

|         |        |
|---------|--------|
| Plank   | 3860.2 |
| Bender  | 2602.0 |
| Rommel  | 2556.1 |
| Hunter  | 2456.1 |
| Grove   | 2401.0 |
| Walberg | 2186.2 |
| Blue    | 1945.2 |
| Waddell | 1869.1 |
| Kellner | 1730.1 |
| Stewart | 1717.1 |

## Games Started

|         |     |
|---------|-----|
| Plank   | 459 |
| Hunter  | 340 |
| Bender  | 288 |
| Grove   | 267 |
| Walberg | 266 |
| Blue    | 262 |
| Rommel  | 249 |
| Stewart | 245 |
| Kellner | 239 |
| Zito    | 224 |

## Shutouts

|         |    |
|---------|----|
| Plank   | 59 |
| Waddell | 37 |
| Bender  | 37 |
| Hunter  | 31 |
| Blue    | 28 |
| Coombs  | 28 |
| Grove   | 20 |
| Rommel  | 18 |
| Dygart  | 16 |
| Bush    | 15 |
| Walberg | 15 |

## Losses

|          |     |
|----------|-----|
| Plank    | 162 |
| Rommel   | 119 |
| Walberg  | 114 |
| Hunter   | 113 |
| Kellner  | 108 |
| Langford | 105 |
| Bender   | 102 |
| Harriss  | 93  |
| Blue     | 86  |
| Naylor   | 83  |

## Walks

|            |     |
|------------|-----|
| Plank      | 913 |
| Walberg    | 853 |
| Grove      | 740 |
| Odom       | 732 |
| Rommel     | 724 |
| Kellner    | 717 |
| Hunter     | 687 |
| Marchildon | 682 |
| Stewart    | 655 |
| Blue       | 617 |



Eddie Plank

## Saves

|              |     |
|--------------|-----|
| Eckersley    | 320 |
| Fingers      | 136 |
| Taylor       | 100 |
| Street       | 94  |
| Bailey       | 75  |
| Isringhausen | 75  |
| Treinen      | 67  |
| Balfour      | 64  |
| Howell       | 61  |
| Koch         | 44  |
| Foulke       | 44  |

(Since 1969)

## Strikeouts

|         |      |
|---------|------|
| Plank   | 1985 |
| Waddell | 1576 |
| Bender  | 1536 |
| Grove   | 1523 |
| Hunter  | 1520 |
| Blue    | 1315 |
| Stewart | 1152 |
| Zito    | 1098 |
| Walberg | 907  |
| Hudson  | 899  |

## ERA

|          |      |
|----------|------|
| Waddell  | 1.97 |
| Morgan   | 2.15 |
| Bender   | 2.32 |
| Plank    | 2.39 |
| Coombs   | 2.60 |
| Dygart   | 2.65 |
| Grove    | 2.88 |
| Fingers  | 2.91 |
| Holtzman | 2.92 |
| Blue     | 2.94 |

(Min. 750 innings pitched)

## Winning Percentage

|          |         |      |
|----------|---------|------|
| Grove    | 195-79  | .712 |
| Hudson   | 92-39   | .702 |
| Mulder   | 81-42   | .659 |
| Bender   | 193-102 | .654 |
| Plank    | 284-162 | .637 |
| Coombs   | 115-67  | .632 |
| Earnshaw | 98-58   | .628 |
| Zito     | 102-63  | .618 |
| Welch    | 96-60   | .615 |
| Waddell  | 131-82  | .615 |

(Min. 100 decisions)

## DESIGNATED HITTER RULE

A hitter may be designated to bat for the pitcher in any spot in the batting order in any game without affecting the status of the pitcher. The designated hitter must be selected and be included on the lineup cards presented to the umpire-in-chief prior to the game. Failure to do so precludes the use of a designated hitter for that game.

The designated hitter is "locked" into the batting order but may be removed for a pinch-hitter or pinch-runner, who in turn becomes the designated hitter. The designated hitter, while still in the game, may be used defensively but the pitcher then assumes the batting order of the replaced defensive player, thus terminating the designated hitter role. The designated hitter is eligible for all American League batting titles.

# OAKLAND CAREER PITCHING LEADERS

## Games

|           |     |
|-----------|-----|
| Eckersley | 525 |
| Fingers   | 502 |
| Lindblad  | 391 |
| Honeycutt | 387 |
| Groom     | 301 |
| Blevins   | 281 |
| Nelson    | 281 |
| Taylor    | 281 |
| Blue      | 273 |
| Hunter    | 266 |

## Complete Games

|          |     |
|----------|-----|
| Blue     | 105 |
| Hunter   | 96  |
| Langford | 85  |
| Holtzman | 54  |
| Keough   | 53  |
| Norris   | 52  |
| Stewart  | 49  |
| McCatty  | 45  |
| Dobson   | 42  |
| Odom     | 34  |

## Wins

|          |     |
|----------|-----|
| Hunter   | 131 |
| Blue     | 124 |
| Stewart  | 119 |
| Zito     | 102 |
| Welch    | 96  |
| Hudson   | 92  |
| Mulder   | 81  |
| Holtzman | 77  |
| Langford | 73  |
| Odom     | 71  |

## Innings Pitched

|          |        |
|----------|--------|
| Blue     | 1945.2 |
| Hunter   | 1887.0 |
| Stewart  | 1717.1 |
| Langford | 1468.0 |
| Zito     | 1437.1 |
| Welch    | 1271.1 |
| Hudson   | 1240.2 |
| Odom     | 1202.2 |
| McCatty  | 1188.1 |
| Norris   | 1124.1 |

## Games Started

|          |     |
|----------|-----|
| Blue     | 262 |
| Hunter   | 260 |
| Stewart  | 245 |
| Zito     | 224 |
| Welch    | 195 |
| Langford | 195 |
| Hudson   | 183 |
| Odom     | 178 |
| McCatty  | 161 |
| Norris   | 157 |

## Shutouts

|                   |    |
|-------------------|----|
| Blue              | 28 |
| Hunter            | 24 |
| Holtzman          | 13 |
| Odom              | 11 |
| Dobson            | 10 |
| Langford          | 10 |
| Stewart           | 9  |
| Hudson            | 8  |
| Mulder            | 8  |
| four players tied | 7  |

## Losses

|          |     |
|----------|-----|
| Langford | 105 |
| Blue     | 86  |
| Stewart  | 78  |
| Hunter   | 77  |
| Keough   | 75  |
| Zito     | 63  |
| McCatty  | 63  |
| Odom     | 61  |
| Fingers  | 61  |
| Welch    | 60  |

## Walks

|          |     |
|----------|-----|
| Stewart  | 655 |
| Blue     | 617 |
| Odom     | 598 |
| Zito     | 566 |
| McCatty  | 520 |
| Norris   | 499 |
| Hunter   | 493 |
| Welch    | 469 |
| Keough   | 456 |
| Langford | 402 |



Jim "Catfish" Hunter

## Saves

|              |     |
|--------------|-----|
| Eckersley    | 320 |
| Fingers      | 136 |
| Taylor       | 100 |
| Street       | 94  |
| Bailey       | 75  |
| Isringhausen | 75  |
| Treinen      | 67  |
| Balfour      | 64  |
| Howell       | 61  |
| Koch         | 44  |
| Foulke       | 44  |

## Strikeouts

|           |      |
|-----------|------|
| Blue      | 1315 |
| Stewart   | 1152 |
| Hunter    | 1139 |
| Zito      | 1098 |
| Hudson    | 899  |
| Fingers   | 784  |
| Welch     | 677  |
| Odom      | 675  |
| Mulder    | 668  |
| Eckersley | 658  |

## ERA

|                                   |      |
|-----------------------------------|------|
| Eckersley                         | 2.74 |
| Fingers                           | 2.91 |
| Holtzman                          | 2.92 |
| Blue                              | 2.94 |
| Lindblad                          | 2.97 |
| Hunter                            | 3.00 |
| Hudson                            | 3.30 |
| Odom                              | 3.38 |
| Gray                              | 3.42 |
| Moore                             | 3.54 |
| <i>(Min. 500 innings pitched)</i> |      |

## Winning Percentage

|                            |         |      |
|----------------------------|---------|------|
| Hudson                     | .92-39  | .702 |
| Mulder                     | .81-42  | .659 |
| Harden                     | .40-23  | .635 |
| Hunter                     | .131-77 | .630 |
| Zito                       | .102-63 | .618 |
| Lindblad                   | .42-26  | .618 |
| Welch                      | .96-60  | .615 |
| Stewart                    | .119-78 | .604 |
| Blue                       | .124-86 | .590 |
| Moore                      | .66-46  | .589 |
| <i>(Min. 60 decisions)</i> |         |      |

## RELIEF PITCHERS SAVE RULE

A pitcher is credited with a save when he meets all three of the following conditions:

1. He is the finishing pitcher in a game won by his club, and
2. He is not the winning pitcher, and
3. He qualifies under one of the following conditions:
  - a. He enters the game with a lead of no more than three runs and pitches for at least one inning, or
  - b. He enters the game with the potential tying run on base, at bat, or on deck (that is, the potential tying run is either on base or is one of the first two batsmen he faces), or
  - c. He pitches effectively for at least three innings

# FRANCHISE SEASON BATTING LEADERS

## Games

|                           |            |
|---------------------------|------------|
| Semien (2019).....        | 162        |
| <b>Olson (2018)</b> ..... | <b>162</b> |
| Tejada (2001, 02, 03)...  | 162        |
| Long (2001, 02) .....     | 162        |
| Griffin (1985, 86) .....  | 162        |
| Bando (1968, 69, 73)...   | 162        |
| Siebern (1962).....       | 162        |

## Runs

|                     |     |
|---------------------|-----|
| Simmons (1930)..... | 152 |
| Fox (1932).....     | 151 |
| Lajoie (1901).....  | 145 |
| Simmons (1932)..... | 144 |
| Collins (1912)..... | 137 |
| Joost (1949).....   | 128 |
| Fox (1930).....     | 127 |
| Fox (1933).....     | 125 |
| Collins (1913)..... | 125 |
| Semien (2019).....  | 123 |
| Jackson (1969)..... | 123 |
| Fox (1929).....     | 123 |

## Doubles

|                        |    |
|------------------------|----|
| Simmons (1926).....    | 53 |
| Lowrie (2017).....     | 49 |
| Moses (1937).....      | 48 |
| Lajoie (1901).....     | 48 |
| Giambi (2001).....     | 47 |
| McNair (1932).....     | 47 |
| H. Davis (1905).....   | 47 |
| Lowrie (2013).....     | 45 |
| Seybold (1903).....    | 45 |
| B. Johnson (1933)..... | 44 |

## Walks

|                     |     |
|---------------------|-----|
| Joost (1949).....   | 149 |
| Giambi (2000).....  | 137 |
| Fain (1949).....    | 136 |
| Fain (1950).....    | 133 |
| Giambi (2001).....  | 129 |
| Bishop (1930).....  | 128 |
| Bishop (1929).....  | 128 |
| Joost (1952).....   | 122 |
| Hartsel (1905)..... | 121 |
| Valo (1949).....    | 119 |
| Joost (1948).....   | 119 |

## Stolen Bases

|                       |     |
|-----------------------|-----|
| RHenderson (1982).... | 130 |
| RHenderson (1983).... | 108 |
| RHenderson (1980).... | 100 |
| Collins (1910).....   | 81  |
| North (1976).....     | 75  |
| Collins (1909).....   | 67  |
| RHenderson (1998).... | 66  |
| RHenderson (1984).... | 66  |
| RHenderson (1990).... | 65  |
| Collins (1912).....   | 63  |

## At Bats

|                     |     |
|---------------------|-----|
| Simmons (1932)..... | 670 |
| Tejada (2002).....  | 662 |
| Cramer (1933).....  | 661 |
| Semien (2019).....  | 657 |
| Simmons (1925)..... | 654 |
| Finney (1936).....  | 653 |
| Moses (1937).....   | 649 |
| Cramer (1934).....  | 649 |
| Damon (2001).....   | 644 |
| Cramer (1935).....  | 644 |

## Hits

|                     |     |
|---------------------|-----|
| Simmons (1925)..... | 253 |
| Lajoie (1901).....  | 229 |
| Simmons (1932)..... | 216 |
| Cramer (1935).....  | 214 |
| Fox (1932).....     | 213 |
| Simmons (1929)..... | 212 |
| Simmons (1930)..... | 211 |
| Moses (1937).....   | 208 |
| Fox (1933).....     | 204 |
| Tejada (2002).....  | 204 |

## Triples

|                       |    |
|-----------------------|----|
| Baker (1912).....     | 21 |
| Baker (1909).....     | 19 |
| Da. Murphy (1910).... | 18 |
| Da. Murphy (1904).... | 17 |
| Simmons (1930).....   | 16 |
| Miller (1929).....    | 16 |
| Strunk (1915).....    | 16 |
| Cimoli (1962).....    | 15 |
| Witt (1916).....      | 15 |
| Baker (1910).....     | 15 |
| Collins (1910).....   | 15 |

## Strikeouts

|                           |            |
|---------------------------|------------|
| Cust (2008).....          | 197        |
| Davis (2017).....         | 195        |
| Cust (2009).....          | 185        |
| Davis (2018).....         | 175        |
| Canseco (1986).....       | 175        |
| Jackson (1968).....       | 171        |
| Davis (2016).....         | 166        |
| Cust (2007).....          | 164        |
| <b>Olson (2018)</b> ..... | <b>163</b> |
| Jackson (1971).....       | 161        |

## Batting Average

|                      |      |
|----------------------|------|
| Lajoie (1901).....   | .422 |
| Simmons (1931).....  | .390 |
| Simmons (1925).....  | .387 |
| Simmons (1930).....  | .381 |
| Collins (1911).....  | .365 |
| Simmons (1929).....  | .365 |
| Fox (1932).....      | .364 |
| Cochrane (1930)..... | .357 |
| Cobb (1927).....     | .357 |
| Fox (1933).....      | .356 |
| Lamar (1925).....    | .356 |



Al Simmons

## Home Runs

|                     |    |
|---------------------|----|
| Fox (1932).....     | 58 |
| McGwire (1996)..... | 52 |
| McGwire (1987)..... | 49 |
| Davis (2018).....   | 48 |
| Fox (1933).....     | 48 |
| Jackson (1969)..... | 47 |
| Canseco (1991)..... | 44 |
| Fox (1934).....     | 44 |
| Davis (2017).....   | 43 |
| Giambi (2000).....  | 43 |

## Total Bases

|                     |     |
|---------------------|-----|
| Fox (1932).....     | 438 |
| Fox (1933).....     | 403 |
| Simmons (1930)..... | 392 |
| Simmons (1925)..... | 392 |
| Simmons (1929)..... | 373 |
| Simmons (1932)..... | 367 |
| Fox (1930).....     | 358 |
| Moses (1937).....   | 357 |
| Fox (1934).....     | 352 |
| Canseco (1988)..... | 347 |

## Slugging Percentage

|                     |      |
|---------------------|------|
| Fox (1932).....     | .749 |
| McGwire (1996)..... | .730 |
| Simmons (1930)..... | .708 |
| Fox (1933).....     | .703 |
| Giambi (2001).....  | .660 |
| Fox (1934).....     | .653 |
| Giambi (2000).....  | .647 |
| Lajoie (1901).....  | .635 |
| Simmons (1929)..... | .642 |
| Simmons (1931)..... | .641 |

## Runs Batted In

|                     |     |
|---------------------|-----|
| Fox (1932).....     | 169 |
| Simmons (1930)..... | 165 |
| Fox (1933).....     | 163 |
| Simmons (1929)..... | 157 |
| Fox (1930).....     | 156 |
| Simmons (1932)..... | 151 |
| Giambi (2000).....  | 137 |
| Tejada (2002).....  | 131 |
| Baker (1912).....   | 130 |
| Fox (1934).....     | 130 |

## Extra Base Hits

|                     |     |
|---------------------|-----|
| Fox (1932).....     | 100 |
| Fox (1933).....     | 94  |
| Simmons (1930)..... | 93  |
| Giambi (2001).....  | 87  |
| Jackson (1969)..... | 86  |
| Moses (1937).....   | 86  |
| Simmons (1929)..... | 84  |
| Semien (2019).....  | 83  |
| Fox (1930).....     | 83  |
| Simmons (1926)..... | 82  |

## On-Base Percentage

|                      |      |
|----------------------|------|
| Giambi (2001).....   | .477 |
| Giambi (2000).....   | .476 |
| Fox (1932).....      | .469 |
| McGwire (1996).....  | .467 |
| Fox (1929).....      | .463 |
| Lajoie (1901).....   | .459 |
| Fox (1935).....      | .461 |
| Cochrane (1933)..... | .459 |
| Collins (1914).....  | .452 |
| Collins (1911).....  | .451 |
| Fain (1951).....     | .451 |

# OAKLAND SEASON BATTING LEADERS

## Games

|                           |            |
|---------------------------|------------|
| Semien (2019).....        | 162        |
| <b>Olson (2018)</b> ..... | <b>162</b> |
| Tejada (2001, 02, 03)...  | 162        |
| Long (2001, 02).....      | 162        |
| Griffin (1985, 86).....   | 162        |
| Bando (1968, 69, 73)...   | 162        |

## Runs

|                       |     |
|-----------------------|-----|
| Semien (2019).....    | 123 |
| Jackson (1969).....   | 123 |
| Canseco (1988).....   | 120 |
| RHenderson (1990).... | 119 |
| RHenderson (1982).... | 119 |
| Giambi (1999).....    | 115 |
| Canseco (1991).....   | 115 |
| RHenderson (1984).... | 113 |
| RHenderson (1980).... | 111 |
| Giambi (2001).....    | 109 |

## Doubles

|                              |           |
|------------------------------|-----------|
| Lowrie (2017).....           | 49        |
| Giambi (2001).....           | 47        |
| Lowrie (2013).....           | 45        |
| Semien (2019).....           | 43        |
| Chavez (2001).....           | 43        |
| <b>Chapman (2018)</b> .....  | <b>42</b> |
| Tejada (2003).....           | 42        |
| <b>Piscotty (2018)</b> ..... | <b>41</b> |
| Grieve (1998).....           | 41        |
| Giambi (1997).....           | 41        |

## Walks

|                       |     |
|-----------------------|-----|
| Giambi (2000).....    | 137 |
| Giambi (2001).....    | 129 |
| RHenderson (1998).... | 118 |
| Bando (1970).....     | 118 |
| RHenderson (1980).... | 117 |
| McGwire (1996).....   | 116 |
| RHenderson (1982).... | 116 |
| Jackson (1969).....   | 114 |
| Bando (1969).....     | 111 |
| Cust (2008).....      | 111 |

## Stolen Bases

|                       |     |
|-----------------------|-----|
| RHenderson (1982).... | 130 |
| RHenderson (1983).... | 108 |
| RHenderson (1980).... | 100 |
| North (1976).....     | 75  |
| RHenderson (1998).... | 66  |
| RHenderson (1984).... | 66  |
| RHenderson (1990).... | 65  |
| Campaneris (1969).... | 62  |
| Campaneris (1968).... | 62  |
| RHenderson (1991).... | 58  |

## At Bats

|                       |     |
|-----------------------|-----|
| Tejada (2002).....    | 662 |
| Semien (2019).....    | 657 |
| Damon (2001).....     | 644 |
| Campaneris (1968).... | 642 |
| Tejada (2003).....    | 636 |
| Semien (2018).....    | 632 |
| Sierra (1993).....    | 630 |
| Canseco (1987).....   | 630 |
| Long (2001).....      | 629 |
| Armas (1980).....     | 628 |

## Hits

|                       |     |
|-----------------------|-----|
| Tejada (2002).....    | 204 |
| Kotsay (2004).....    | 190 |
| Semien (2019).....    | 187 |
| Canseco (1988).....   | 187 |
| Lansford (1989).....  | 185 |
| Washington (1975).... | 182 |
| Giambi (1999).....    | 181 |
| Rudi (1972).....      | 181 |
| Lansford (1984).....  | 179 |
| RHenderson (1980).... | 179 |

## Triples

|                       |    |
|-----------------------|----|
| Garner (1976).....    | 12 |
| Polonia (1987).....   | 10 |
| Burns (2015).....     | 9  |
| Byrnes (2003).....    | 9  |
| Rudi (1972).....      | 9  |
| Campaneris (1968).... | 9  |
| six players tied..... | 8  |

## Strikeouts

|                           |            |
|---------------------------|------------|
| Cust (2008).....          | 197        |
| Davis (2017).....         | 195        |
| Cust (2009).....          | 185        |
| Davis (2018).....         | 175        |
| Canseco (1986).....       | 175        |
| Jackson (1968).....       | 171        |
| Davis (2016).....         | 166        |
| Cust (2007).....          | 164        |
| <b>Olson (2018)</b> ..... | <b>163</b> |
| Jackson (1971).....       | 161        |

## Batting Average

|                       |      |
|-----------------------|------|
| Giambi (2001).....    | .342 |
| Lansford (1989).....  | .336 |
| Giambi (2000).....    | .333 |
| RHenderson (1990).... | .325 |
| Durazo (2004).....    | .321 |
| RHenderson (1981).... | .319 |
| Giambi (1999).....    | .315 |
| Kotsay (2004).....    | .314 |
| McGwire (1996).....   | .312 |
| Washington (1975).... | .308 |
| Tejada (2002).....    | .308 |



Reggie Jackson

## Home Runs

|                     |    |
|---------------------|----|
| McGwire (1996)..... | 52 |
| McGwire (1987)..... | 49 |
| Davis (2018).....   | 48 |
| Jackson (1969)..... | 47 |
| Canseco (1991)..... | 44 |
| Davis (2017).....   | 43 |
| Giambi (2000).....  | 43 |
| Davis (2016).....   | 42 |
| McGwire (1992)..... | 42 |
| Canseco (1988)..... | 42 |

## Total Bases

|                     |     |
|---------------------|-----|
| Canseco (1988)..... | 347 |
| McGwire (1987)..... | 344 |
| Semien (2019).....  | 343 |
| Giambi (2001).....  | 343 |
| Tejada (2002).....  | 336 |
| Jackson (1969)..... | 334 |
| Giambi (2000).....  | 330 |
| Giambi (1999).....  | 318 |
| Canseco (1991)..... | 318 |
| Davis (2018).....   | 316 |

## Slugging Percentage

|                       |      |
|-----------------------|------|
| McGwire (1996).....   | .730 |
| Giambi (2001).....    | .660 |
| Giambi (2000).....    | .647 |
| McGwire (1987).....   | .618 |
| Jackson (1969).....   | .608 |
| McGwire (1992).....   | .585 |
| RHenderson (1990).... | .577 |
| Canseco (1988).....   | .569 |
| Jaha (1999).....      | .556 |
| Canseco (1991).....   | .556 |

## Runs Batted In

|                     |     |
|---------------------|-----|
| Giambi (2000).....  | 137 |
| Tejada (2002).....  | 131 |
| Canseco (1988)..... | 124 |
| Davis (2018).....   | 123 |
| Giambi (1999).....  | 123 |
| Canseco (1991)..... | 122 |
| Giambi (2001).....  | 120 |
| McGwire (1987)..... | 118 |
| Kingman (1984)..... | 118 |
| Jackson (1969)..... | 118 |

## Extra Base Hits

|                             |            |
|-----------------------------|------------|
| Giambi (2001).....          | .87        |
| Jackson (1969).....         | .86        |
| Semien (2019).....          | .83        |
| McGwire (1987).....         | .81        |
| Jackson (1975).....         | .78        |
| Davis (2018).....           | .77        |
| Canseco (1991).....         | .77        |
| Canseco (1988).....         | .76        |
| <b>Chapman (2019)</b> ..... | <b>.75</b> |
| Chavez (2001).....          | .75        |

## On-Base Percentage

|                       |      |
|-----------------------|------|
| Giambi (2001).....    | .477 |
| Giambi (2000).....    | .476 |
| McGwire (1996).....   | .467 |
| RHenderson (1990).... | .439 |
| Giambi (1999).....    | .422 |
| RHenderson (1980).... | .420 |
| Jaha (1999).....      | .414 |
| RHenderson (1983).... | .414 |
| RHenderson (1994).... | .411 |
| Jackson (1969).....   | .410 |

# FRANCHISE SEASON PITCHING LEADERS

## Games

|                           |           |
|---------------------------|-----------|
| Koch (2002) .....         | 84        |
| Wyatt (1964) .....        | 81        |
| <b>Petit (2019) .....</b> | <b>80</b> |
| Groom (1997) .....        | 78        |
| Groom (1999) .....        | 76        |
| Fingers (1974) .....      | 76        |
| Hendriks (2019) .....     | 75        |
| Balfour (2012) .....      | 75        |
| Breslow (2010) .....      | 75        |
| Bradford (2002) .....     | 75        |
| Groom (1998) .....        | 75        |
| Fingers (1975) .....      | 75        |

## Complete Games

|                      |    |
|----------------------|----|
| Waddell (1904) ..... | 39 |
| Plank (1904) .....   | 37 |
| Plank (1905) .....   | 35 |
| Coombs (1910) .....  | 35 |
| Fraser (1901) .....  | 35 |
| Waddell (1903) ..... | 34 |
| Plank (1907) .....   | 33 |
| Plank (1903) .....   | 33 |
| Plank (1902) .....   | 31 |
| Myers (1916) .....   | 31 |
| Henley (1904) .....  | 31 |

## Wins

|                          |    |
|--------------------------|----|
| Grove (1931) .....       | 31 |
| Coombs (1910) .....      | 31 |
| Grove (1930) .....       | 28 |
| Coombs (1911) .....      | 28 |
| Welch (1990) .....       | 27 |
| Rommell (1922) .....     | 27 |
| Waddell (1905) .....     | 27 |
| Plank (1904) .....       | 26 |
| Plank (1912) .....       | 26 |
| three players tied ..... | 25 |

## Innings Pitched

|                      |       |
|----------------------|-------|
| Waddell (1904) ..... | 383.0 |
| Plank (1904) .....   | 357.1 |
| Coombs (1910) .....  | 353.0 |
| Plank (1905) .....   | 346.2 |
| Plank (1907) .....   | 343.2 |
| Coombs (1911) .....  | 336.2 |
| Plank (1903) .....   | 336.0 |
| Perry (1918) .....   | 332.1 |
| Fraser (1901) .....  | 331.0 |
| Waddell (1905) ..... | 328.2 |

## Games Started

|                          |    |
|--------------------------|----|
| Waddell (1904) .....     | 46 |
| Plank (1904) .....       | 43 |
| Hunter (1974) .....      | 41 |
| Plank (1905) .....       | 41 |
| eight players tied ..... | 40 |

## Shutouts

|                        |    |
|------------------------|----|
| Coombs (1910) .....    | 13 |
| Blue (1971) .....      | 8  |
| Plank (1907) .....     | 8  |
| Waddell (1906) .....   | 8  |
| Waddell (1904) .....   | 8  |
| Bush (1916) .....      | 8  |
| six players tied ..... | 7  |

## Loses

|                      |    |
|----------------------|----|
| Perry (1920) .....   | 25 |
| Bush (1916) .....    | 24 |
| Myers (1916) .....   | 23 |
| Rommel (1921) .....  | 23 |
| Naylor (1920) .....  | 23 |
| Wyckoff (1915) ..... | 22 |
| Ditmar (1956) .....  | 22 |
| Kelley (1937) .....  | 21 |
| Harris (1943) .....  | 21 |
| nine tied with ..... | 20 |

## Walks

|                         |     |
|-------------------------|-----|
| Myers (1916) .....      | 168 |
| Wyckoff (1915) .....    | 165 |
| Marchildon (1947) ..... | 141 |
| Marchildon (1942) ..... | 140 |
| Earnshaw (1930) .....   | 139 |
| Cain (1933) .....       | 137 |
| Fraser (1901) .....     | 132 |
| Grove (1925) .....      | 131 |
| Marchildon (1948) ..... | 131 |
| Bush (1916) .....       | 130 |



Lefty Grove

## Saves

|                        |    |
|------------------------|----|
| Eckersley (1992) ..... | 51 |
| Eckersley (1990) ..... | 48 |
| Eckersley (1988) ..... | 45 |
| Koch (2002) .....      | 44 |
| Foulke (2003) .....    | 43 |
| Eckersley (1991) ..... | 43 |
| Treinen (2018) .....   | 38 |
| Balfour (2013) .....   | 38 |
| Street (2006) .....    | 37 |
| Eckersley (1993) ..... | 36 |
| Caudill (1984) .....   | 36 |
| (Since 1969)           |    |

## Strikeouts

|                          |     |
|--------------------------|-----|
| Waddell (1904) .....     | 349 |
| Waddell (1903) .....     | 302 |
| Blue (1971) .....        | 301 |
| Waddell (1905) .....     | 287 |
| Waddell (1907) .....     | 232 |
| Coombs (1910) .....      | 224 |
| Plank (1905) .....       | 210 |
| Waddell (1902) .....     | 210 |
| Grove (1930) .....       | 209 |
| three players tied ..... | 205 |

## ERA

|                      |      |
|----------------------|------|
| Coombs (1910) .....  | 1.30 |
| Krause (1909) .....  | 1.39 |
| Waddell (1905) ..... | 1.48 |
| Morgan (1910) .....  | 1.55 |
| Bender (1910) .....  | 1.58 |
| Waddell (1904) ..... | 1.62 |
| Morgan (1909) .....  | 1.65 |
| Bender (1909) .....  | 1.66 |
| Plank (1909) .....   | 1.76 |
| Blue (1971) .....    | 1.82 |

## Winning Percentage

|                      |      |      |
|----------------------|------|------|
| Grove (1931) .....   | 31-4 | .886 |
| Bender (1914) .....  | 17-3 | .850 |
| Grove (1930) .....   | 28-5 | .848 |
| Zito (2002) .....    | 23-5 | .821 |
| Bender (1910) .....  | 23-5 | .821 |
| Welch (1990) .....   | 27-6 | .818 |
| Plank (1912) .....   | 26-6 | .813 |
| Hunter (1973) .....  | 21-5 | .808 |
| Coombs (1910) .....  | 31-9 | .775 |
| Waddell (1902) ..... | 24-7 | .774 |
| Shantz (1952) .....  | 24-7 | .774 |
| (Min. 20 decisions)  |      |      |

## LASTS BY A'S PITCHERS

|                |  |
|----------------|--|
| <b>Run:</b>    | Brett Anderson, Aug. 6, 2019 at Chicago (NL) |
| <b>Hit:</b>    | Homer Bailey, Aug. 14, 2019 at San Francisco |
| <b>Double:</b> | Joe Kennedy, June 12, 2007 at Houston        |
| <b>Triple:</b> | John Odom, Aug. 22, 1971 vs. Boston (Game 1) |

|                     |   |
|---------------------|---|
| <b>Homer:</b>       | John Odom, Sept. 4, 1972 vs. California (Game 1) (Ken Holtzman homered in Game 4 of the 1974 World Series vs. Los Angeles on Oct. 16) |
| <b>RBI:</b>         | Homer Bailey, Aug. 14, 2019 at San Francisco  |
| <b>Walk:</b>        | Frankie Montas, May 5, 2019 at Pittsburgh   |
| <b>Stolen Base:</b> | Gene Nelson, July 3, 1988 at Toronto (pinch runner)   |

# OAKLAND SEASON PITCHING LEADERS

## Games

|                           |           |
|---------------------------|-----------|
| Koch (2002) .....         | 84        |
| <b>Petit (2019) .....</b> | <b>80</b> |
| Groom (1997) .....        | 78        |
| Groom (1999) .....        | 76        |
| Fingers (1974) .....      | 76        |
| Hendriks (2019) .....     | 75        |
| Balfour (2012) .....      | 75        |
| Breslow (2010) .....      | 75        |
| Bradford (2002) .....     | 75        |
| Groom (1998) .....        | 75        |
| Fingers (1975) .....      | 75        |

## Complete Games

|                        |    |
|------------------------|----|
| Langford (1980) .....  | 28 |
| Norris (1980) .....    | 24 |
| Blue (1971) .....      | 24 |
| Hunter (1974) .....    | 23 |
| Keough (1980) .....    | 20 |
| Blue (1976) .....      | 20 |
| Langford (1981) .....  | 18 |
| six players tied ..... | 16 |

## Wins

|                          |    |
|--------------------------|----|
| Welch (1990) .....       | 27 |
| Hunter (1974) .....      | 25 |
| Blue (1971) .....        | 24 |
| Zito (2002) .....        | 23 |
| Stewart (1990) .....     | 22 |
| Norris (1980) .....      | 22 |
| Blue (1975) .....        | 22 |
| seven players tied ..... | 21 |

## Innings Pitched

|                       |       |
|-----------------------|-------|
| Hunter (1974) .....   | 318.1 |
| Blue (1971) .....     | 312.0 |
| Blue (1976) .....     | 298.1 |
| Holtzman (1973) ..... | 297.1 |
| Hunter (1972) .....   | 295.1 |
| Langford (1980) ..... | 290.0 |
| Norris (1980) .....   | 284.1 |
| Blue (1974) .....     | 282.1 |
| Blue (1977) .....     | 279.2 |
| Blue (1975) .....     | 278.0 |

## Games Started

|                       |    |
|-----------------------|----|
| Hunter (1974) .....   | 41 |
| Blue (1974) .....     | 40 |
| Holtzman (1973) ..... | 40 |
| Dobson (1970) .....   | 40 |
| Hunter (1970) .....   | 40 |
| Torrez (1976) .....   | 39 |
| Blue (1971) .....     | 39 |
| Blue (1977) .....     | 38 |
| Blue (1975) .....     | 38 |
| Holtzman (1975) ..... | 38 |
| Holtzman (1974) ..... | 38 |

## Shutouts


|                       |   |
|-----------------------|---|
| Blue (1971) .....     | 8 |
| Blue (1976) .....     | 6 |
| Hunter (1974) .....   | 6 |
| Nash (1968) .....     | 6 |
| Hunter (1972) .....   | 5 |
| Dobson (1970) .....   | 5 |
| 10 players tied ..... | 4 |

## Losses

|                        |    |
|------------------------|----|
| Kingman (1980) .....   | 20 |
| Blue (1977) .....      | 19 |
| Langford (1977) .....  | 19 |
| Keough (1982) .....    | 18 |
| Keough (1979) .....    | 17 |
| Holtzman (1974) .....  | 17 |
| Candiotti (1998) ..... | 16 |
| Langford (1982) .....  | 16 |
| Langford (1979) .....  | 16 |
| Smith (2008) .....     | 16 |

## Walks

|                       |     |
|-----------------------|-----|
| Odom (1969) .....     | 112 |
| Stewart (1988) .....  | 110 |
| Rijo (1986) .....     | 108 |
| Holtzman (1975) ..... | 108 |
| Moore (1991) .....    | 105 |
| Stewart (1991) .....  | 105 |
| Stewart (1987) .....  | 105 |
| Blue (1973) .....     | 105 |
| Moore (1992) .....    | 103 |
| Appier (2000) .....   | 102 |
| Plunk (1986) .....    | 102 |



Vida Blue

## Saves

|                        |    |
|------------------------|----|
| Eckersley (1992) ..... | 51 |
| Eckersley (1990) ..... | 48 |
| Eckersley (1988) ..... | 45 |
| Koch (2002) .....      | 44 |
| Foulke (2003) .....    | 43 |
| Eckersley (1991) ..... | 43 |
| Treinen (2018) .....   | 38 |
| Balfour (2013) .....   | 38 |
| Street (2006) .....    | 37 |
| Eckersley (1993) ..... | 36 |
| Caudill (1984) .....   | 36 |

## Strikeouts

|                          |     |
|--------------------------|-----|
| Blue (1971) .....        | 301 |
| Zito (2001) .....        | 205 |
| Stottlemire (1995) ..... | 205 |
| Stewart (1987) .....     | 205 |
| Gonzalez (2011) .....    | 197 |
| Haren (2007) .....       | 192 |
| Stewart (1988) .....     | 192 |
| Hunter (1972) .....      | 191 |
| Blue (1975) .....        | 189 |
| Gray (2014) .....        | 183 |

## ERA

|                             |      |
|-----------------------------|------|
| Blue (1971) .....           | 1.82 |
| Hunter (1972) .....         | 2.04 |
| Nash (1968) .....           | 2.28 |
| McCatty (1981) .....        | 2.32 |
| Blue (1976) .....           | 2.36 |
| Odom (1968) .....           | 2.45 |
| Hunter (1974) .....         | 2.49 |
| Torrez (1976) .....         | 2.50 |
| Odom (1972) .....           | 2.50 |
| Holtzman (1972) .....       | 2.51 |
| <i>(Min. 162.0 innings)</i> |      |

## Winning Percentage

|                            |      |      |
|----------------------------|------|------|
| Zito (2002) .....          | 23-5 | .821 |
| Welch (1990) .....         | 27-6 | .818 |
| Hunter (1973) .....        | 21-5 | .808 |
| Hudson (2000) .....        | 20-6 | .769 |
| Blue (1971) .....          | 24-8 | .750 |
| Hunter (1972) .....        | 21-7 | .750 |
| Colón (2013) .....         | 18-6 | .750 |
| Dobson (1971) .....        | 15-5 | .750 |
| Mulder (2002) .....        | 19-7 | .731 |
| Davis (1989) .....         | 19-7 | .731 |
| <i>(Min. 20 decisions)</i> |      |      |

## LONGEST STREAKS BY OAKLAND A'S PITCHERS

### Scoreless

|    |                                    |
|----|------------------------------------|
| 37 | August 13 to August 17, 1983       |
| 29 | September 17 to September 21, 2019 |
| 29 | June 11 to June 14, 1968           |
| 29 | August 27 to August 31, 1996       |
| 29 | April 9 to April 12, 1978          |
| 29 | May 27 to May 30, 1976             |
| 29 | June 3 to June 5, 1972             |
| 29 | July 30 to August 2, 1972          |
| 29 | July 21 to July 24, 1968           |

### Homeless

|       |                        |
|-------|------------------------|
| 136.2 | June 19-July 4, 1974   |
| 96.0  | June 23-July 4, 1999   |
| 92.0  | July 28-August 6, 1970 |
| 91.2  | April 11-21, 1971      |
| 83.0  | June 24-July 2, 1978   |
| 80.0  | May 9-20, 1977         |
| 77.0  | May 21-31, 1977        |

# ATHLETICS YEAR-BY-YEAR BATTING

| Year          | AVG.        | AB            | R            | H            | 2B           | 3B          | HR          | RBI          | BB           | SO          | SH          | SF          | HP | SB  | CS  | SLG         | OBP         |
|---------------|-------------|---------------|--------------|--------------|--------------|-------------|-------------|--------------|--------------|-------------|-------------|-------------|----|-----|-----|-------------|-------------|
| 1901          | .289        | 4882          | 805          | 1409         | 239          | 87          | 35          | 665          | 301          | 344         | 78          |             | 53 | 173 |     | .395        | .337        |
| 1902          | .287        | 4762          | 775          | 1369         | 235          | 67          | 38          | 673          | 343          | 293         | 118         |             | 38 | 201 |     | .389        | .340        |
| 1903          | .264        | 4673          | 597          | 1236         | 227          | 68          | 32          | 502          | 268          | 513         | 101         |             | 32 | 157 |     | .363        | .309        |
| 1904          | .249        | 5088          | 557          | 1266         | 197          | 77          | 31          | 486          | 313          | 605         | 137         |             | 41 | 137 |     | .336        | .298        |
| 1905          | .255        | 5146          | 623          | 1310         | 256          | 51          | 24          | 511          | 376          | 644         | 165         |             | 34 | 190 |     | .338        | .310        |
| 1906          | .247        | 4883          | 561          | 1206         | 213          | 49          | 32          | 489          | 385          |             | 157         |             | 43 | 165 |     | .330        | .308        |
| 1907          | .255        | 5010          | 582          | 1276         | 220          | 44          | 22          | 485          | 384          |             | 176         |             | 27 | 137 |     | .329        | .311        |
| 1908          | .223        | 5065          | 486          | 1131         | 183          | 50          | 21          | 392          | 368          |             | 177         |             | 37 | 116 |     | .292        | .281        |
| 1909          | .256        | 4906          | 605          | 1257         | 186          | 88          | 21          | 498          | 403          |             | 248         |             | 64 | 205 |     | .343        | .321        |
| 1910          | .266        | 5154          | 673          | 1373         | 191          | 105         | 19          | 541          | 409          |             | 196         |             | 47 | 207 |     | .355        | .326        |
| 1911          | .296        | 5199          | 861          | 1540         | 237          | 93          | 35          | 692          | 424          |             | 232         |             | 65 | 226 |     | .398        | .357        |
| 1912          | .282        | 5111          | 779          | 1442         | 204          | 108         | 22          | 620          | 485          |             | 201         |             | 38 | 258 |     | .377        | .349        |
| 1913          | .280        | 5044          | 794          | 1412         | 223          | 80          | 33          | 660          | 534          | 547         | 174         |             | 65 | 221 |     | .375        | .356        |
| 1914          | .272        | 5126          | 749          | 1392         | 165          | 80          | 29          | 627          | 545          | 517         | 218         |             | 52 | 231 | 188 | .352        | .348        |
| 1915          | .237        | 5081          | 545          | 1204         | 183          | 72          | 16          | 440          | 436          | 634         | 137         |             | 54 | 127 | 89  | .311        | .304        |
| 1916          | .242        | 5010          | 447          | 1212         | 169          | 65          | 19          | 380          | 406          | 631         | 157         |             | 30 | 151 |     | .313        | .303        |
| 1917          | .254        | 5109          | 529          | 1296         | 177          | 62          | 17          | 457          | 435          | 519         | 205         |             | 33 | 112 |     | .323        | .316        |
| 1918          | .243        | 4278          | 412          | 1039         | 124          | 44          | 22          | 356          | 343          | 485         | 124         |             | 26 | 83  |     | .308        | .303        |
| 1919          | .244        | 4730          | 457          | 1156         | 175          | 71          | 35          | 396          | 349          | 565         | 125         |             | 30 | 103 |     | .334        | .300        |
| 1920          | .252        | 5256          | 558          | 1324         | 220          | 49          | 44          | 470          | 353          | 593         | 169         |             | 43 | 50  | 67  | .338        | .304        |
| 1921          | .274        | 5465          | 657          | 1497         | 256          | 64          | 82          | 601          | 424          | 565         | 136         |             | 29 | 69  | 56  | .389        | .330        |
| 1922          | .270        | 5211          | 705          | 1409         | 229          | 63          | 111         | 631          | 437          | 591         | 170         |             | 34 | 60  | 63  | .402        | .331        |
| 1923          | .271        | 5196          | 661          | 1407         | 229          | 64          | 53          | 577          | 445          | 517         | 172         |             | 44 | 72  | 62  | .370        | .334        |
| 1924          | .281        | 5184          | 685          | 1459         | 251          | 59          | 63          | 608          | 374          | 482         | 157         |             | 38 | 79  | 66  | .389        | .334        |
| 1925          | .307        | 5399          | 831          | 1659         | 298          | 79          | 76          | 767          | 453          | 432         | 187         |             | 31 | 67  | 59  | .434        | .364        |
| 1926          | .269        | 5046          | 677          | 1359         | 259          | 65          | 61          | 619          | 523          | 452         | 238         |             | 26 | 56  | 46  | .383        | .341        |
| 1927          | .303        | 5296          | 841          | 1606         | 281          | 70          | 56          | 767          | 551          | 326         | 219         |             | 30 | 101 | 63  | .414        | .372        |
| 1928          | .295        | 5226          | 829          | 1540         | 323          | 75          | 89          | 759          | 533          | 442         | 196         |             | 37 | 59  | 48  | .436        | .364        |
| 1929          | .296        | 5204          | 901          | 1539         | 288          | 76          | 122         | 845          | 543          | 440         | 214         |             | 29 | 61  | 38  | .451        | .365        |
| 1930          | .294        | 5345          | 951          | 1573         | 319          | 74          | 125         | 895          | 599          | 531         | 188         |             | 31 | 48  | 33  | .452        | .369        |
| 1931          | .287        | 5377          | 858          | 1544         | 311          | 64          | 118         | 798          | 528          | 543         | 78          |             | 35 | 25  | 23  | .435        | .355        |
| 1932          | .290        | 5537          | 981          | 1606         | 303          | 52          | 172         | 923          | 647          | 630         | 94          |             | 21 | 38  | 23  | .457        | .366        |
| 1933          | .285        | 5330          | 875          | 1519         | 297          | 57          | 139         | 831          | 625          | 618         | 80          |             | 15 | 34  | 34  | .440        | .362        |
| 1934          | .280        | 5317          | 764          | 1491         | 236          | 50          | 144         | 708          | 491          | 584         | 99          |             | 13 | 57  | 35  | .425        | .343        |
| 1935          | .279        | 5269          | 710          | 1470         | 243          | 44          | 112         | 671          | 475          | 602         | 86          |             | 17 | 43  | 35  | .406        | .341        |
| 1936          | .269        | 5373          | 714          | 1443         | 240          | 60          | 72          | 663          | 524          | 590         | 74          |             | 19 | 59  | 43  | .376        | .336        |
| 1937          | .267        | 5228          | 699          | 1398         | 278          | 60          | 94          | 649          | 583          | 557         | 70          |             | 5  | 95  | 48  | .397        | .341        |
| 1938          | .270        | 5229          | 726          | 1410         | 243          | 62          | 98          | 686          | 605          | 590         | 78          |             | 22 | 65  | 53  | .396        | .348        |
| 1939          | .271        | 5309          | 711          | 1438         | 282          | 55          | 98          | 666          | 503          | 532         | 138         |             | 15 | 60  | 34  | .400        | .336        |
| 1940          | .262        | 5304          | 703          | 1391         | 242          | 53          | 105         | 648          | 556          | 656         | 69          |             | 19 | 48  | 33  | .387        | .334        |
| 1941          | .268        | 5336          | 713          | 1431         | 240          | 69          | 85          | 660          | 574          | 588         | 76          |             | 8  | 27  | 36  | .387        | .340        |
| 1942          | .249        | 5285          | 549          | 1315         | 213          | 46          | 33          | 517          | 440          | 490         | 74          |             | 23 | 44  | 45  | .325        | .309        |
| 1943          | .232        | 5244          | 497          | 1219         | 174          | 44          | 26          | 462          | 430          | 465         | 95          |             | 29 | 55  | 42  | .297        | .294        |
| 1944          | .257        | 5312          | 525          | 1364         | 169          | 47          | 36          | 475          | 422          | 490         | 121         |             | 17 | 42  | 32  | .327        | .314        |
| 1945          | .245        | 5296          | 494          | 1297         | 201          | 37          | 33          | 440          | 449          | 463         | 96          |             | 19 | 25  | 45  | .316        | .306        |
| 1946          | .253        | 5200          | 529          | 1317         | 220          | 51          | 40          | 481          | 482          | 594         | 105         |             | 9  | 39  | 30  | .338        | .318        |
| 1947          | .252        | 5198          | 633          | 1311         | 218          | 52          | 61          | 581          | 605          | 563         | 144         |             | 24 | 37  | 33  | .349        | .333        |
| 1948          | .260        | 5181          | 729          | 1345         | 231          | 47          | 68          | 685          | 726          | 523         | 120         |             | 22 | 40  | 32  | .362        | .353        |
| 1949          | .260        | 5123          | 726          | 1331         | 214          | 49          | 82          | 680          | 783          | 493         | 117         |             | 25 | 36  | 25  | .369        | .361        |
| 1950          | .261        | 5212          | 670          | 1361         | 204          | 53          | 100         | 627          | 685          | 493         | 73          |             | 23 | 42  | 25  | .378        | .349        |
| 1951          | .262        | 5277          | 736          | 1381         | 262          | 43          | 102         | 685          | 677          | 565         | 61          |             | 34 | 47  | 36  | .386        | .349        |
| 1952          | .253        | 5163          | 664          | 1305         | 212          | 35          | 89          | 634          | 683          | 561         | 102         |             | 27 | 52  | 43  | .359        | .343        |
| 1953          | .256        | 5455          | 632          | 1398         | 205          | 38          | 116         | 588          | 498          | 602         | 51          |             | 24 | 41  | 24  | .372        | .321        |
| 1954          | .236        | 5206          | 542          | 1228         | 191          | 41          | 94          | 503          | 504          | 677         | 54          | 31          | 28 | 30  | 29  | .342        | .305        |
| <b>Phila.</b> | <b>.266</b> | <b>278846</b> | <b>36513</b> | <b>74211</b> | <b>12386</b> | <b>3308</b> | <b>3502</b> | <b>32670</b> | <b>26237</b> | <b>7327</b> | <b>1674</b> | <b>5003</b> |    |     |     | <b>.372</b> | <b>.333</b> |
| 1955          | .261        | 5335          | 638          | 1395         | 189          | 46          | 121         | 593          | 463          | 725         | 57          | 34          | 26 | 22  | 36  | .382        | .322        |
| 1956          | .252        | 5256          | 619          | 1325         | 204          | 41          | 112         | 581          | 480          | 727         | 67          | 37          | 20 | 40  | 30  | .370        | .315        |
| 1957          | .244        | 5170          | 563          | 1262         | 195          | 40          | 166         | 535          | 364          | 760         | 62          | 36          | 24 | 35  | 27  | .394        | .295        |
| 1958          | .247        | 5261          | 642          | 1297         | 196          | 50          | 138         | 605          | 452          | 747         | 64          | 43          | 25 | 22  | 36  | .381        | .307        |
| 1959          | .263        | 5264          | 681          | 1383         | 231          | 43          | 117         | 638          | 481          | 780         | 69          | 38          | 33 | 34  | 24  | .390        | .326        |
| 1960          | .249        | 5226          | 615          | 1303         | 212          | 34          | 110         | 566          | 513          | 744         | 75          | 32          | 12 | 16  | 11  | .366        | .316        |
| 1961          | .247        | 5423          | 683          | 1342         | 216          | 47          | 90          | 632          | 580          | 772         | 89          | 47          | 25 | 58  | 22  | .354        | .320        |



| Year        | AVG.        | AB            | R            | H            | 2B           | 3B          | HR          | RBI          | BB           | SO           | SH          | SF          | HP          | SB          | CS          | SLG         | OBP         |
|-------------|-------------|---------------|--------------|--------------|--------------|-------------|-------------|--------------|--------------|--------------|-------------|-------------|-------------|-------------|-------------|-------------|-------------|
| 1962        | .263        | 5576          | 745          | 1467         | 220          | 58          | 116         | 691          | 556          | 803          | 78          | 50          | 42          | 76          | 21          | .386        | .332        |
| 1963        | .247        | 5495          | 615          | 1356         | 225          | 38          | 95          | 582          | 529          | 829          | 77          | 46          | 25          | 47          | 26          | .353        | .313        |
| 1964        | .239        | 5524          | 621          | 1321         | 216          | 29          | 166         | 594          | 548          | 1104         | 53          | 25          | 42          | 34          | 20          | .379        | .311        |
| 1965        | .240        | 5393          | 585          | 1294         | 186          | 59          | 110         | 546          | 521          | 1020         | 74          | 35          | 35          | 110         | 51          | .358        | .309        |
| 1966        | .236        | 5328          | 564          | 1259         | 212          | 56          | 70          | 509          | 421          | 982          | 71          | 27          | 26          | 132         | 50          | .337        | .294        |
| 1967        | .233        | 5349          | 533          | 1244         | 212          | 50          | 69          | 481          | 452          | 1019         | 59          | 36          | 42          | 132         | 59          | .330        | .296        |
| <b>K.C.</b> | <b>.248</b> | <b>69600</b>  | <b>8104</b>  | <b>17248</b> | <b>2714</b>  | <b>591</b>  | <b>1480</b> | <b>7553</b>  | <b>6360</b>  | <b>11012</b> | <b>895</b>  | <b>486</b>  | <b>377</b>  | <b>758</b>  | <b>413</b>  | <b>.368</b> | <b>.312</b> |
| 1968        | .240        | 5406          | 569          | 1300         | 192          | 40          | 94          | 522          | 472          | 1022         | 78          | 35          | 35          | 147         | 61          | .373        | .304        |
| 1969        | .249        | 5614          | 740          | 1400         | 210          | 28          | 148         | 680          | 617          | 953          | 74          | 35          | 63          | 100         | 39          | .376        | .328        |
| 1970        | .249        | 5376          | 678          | 1338         | 208          | 24          | 171         | 630          | 584          | 977          | 73          | 36          | 36          | 131         | 68          | .392        | .325        |
| 1971        | .252        | 5494          | 691          | 1383         | 195          | 25          | 160         | 642          | 542          | 1018         | 80          | 38          | 37          | 80          | 53          | .384        | .321        |
| 1972        | .240        | 5200          | 604          | 1248         | 195          | 29          | 134         | 565          | 463          | 886          | 100         | 36          | 47          | 87          | 48          | .366        | .306        |
| 1973        | .260        | 5507          | 758          | 1431         | 216          | 28          | 147         | 714          | 595          | 919          | 67          | 53          | 35          | 128         | 57          | .389        | .333        |
| 1974        | .247        | 5331          | 689          | 1315         | 205          | 37          | 132         | 637          | 568          | 876          | 60          | 51          | 38          | 164         | 93          | .373        | .321        |
| 1975        | .254        | 5415          | 758          | 1376         | 220          | 33          | 151         | 703          | 609          | 846          | 74          | 35          | 51          | 183         | 82          | .391        | .333        |
| 1976        | .246        | 5353          | 686          | 1319         | 208          | 33          | 113         | 625          | 592          | 818          | 58          | 58          | 45          | 341         | 123         | .361        | .323        |
| 1977        | .240        | 5358          | 605          | 1284         | 176          | 37          | 117         | 548          | 516          | 910          | 64          | 46          | 36          | 176         | 89          | .352        | .308        |
| 1978        | .245        | 5321          | 532          | 1304         | 200          | 31          | 100         | 492          | 433          | 800          | 108         | 27          | 25          | 144         | 117         | .351        | .303        |
| 1979        | .239        | 5348          | 573          | 1276         | 188          | 32          | 108         | 541          | 482          | 751          | 75          | 46          | 20          | 104         | 69          | .346        | .302        |
| 1980        | .259        | 5495          | 686          | 1424         | 212          | 35          | 137         | 635          | 506          | 824          | 99          | 41          | 19          | 175         | 82          | .385        | .322        |
| 1981        | .247        | 3677          | 458          | 910          | 119          | 26          | 104         | 430          | 342          | 647          | 46          | 32          | 16          | 98          | 47          | .379        | .312        |
| 1982        | .236        | 5448          | 691          | 1286         | 211          | 27          | 149         | 659          | 582          | 948          | 50          | 54          | 20          | 232         | 87          | .367        | .309        |
| 1983        | .262        | 5516          | 708          | 1447         | 237          | 28          | 121         | 662          | 524          | 872          | 55          | 62          | 31          | 235         | 98          | .381        | .326        |
| 1984        | .259        | 5457          | 738          | 1415         | 257          | 29          | 158         | 697          | 568          | 871          | 37          | 77          | 22          | 145         | 64          | .404        | .327        |
| 1985        | .264        | 5581          | 757          | 1475         | 230          | 34          | 155         | 690          | 508          | 861          | 63          | 47          | 16          | 117         | 58          | .401        | .325        |
| 1986        | .252        | 5435          | 731          | 1370         | 213          | 25          | 163         | 683          | 553          | 983          | 56          | 51          | 32          | 139         | 61          | .390        | .322        |
| 1987        | .260        | 5511          | 806          | 1432         | 263          | 33          | 199         | 761          | 593          | 1056         | 50          | 48          | 36          | 140         | 63          | .428        | .333        |
| 1988        | .263        | 5602          | 800          | 1474         | 251          | 22          | 156         | 752          | 580          | 926          | 54          | 55          | 65          | 129         | 54          | .399        | .336        |
| 1989        | .261        | 5416          | 712          | 1414         | 220          | 25          | 127         | 659          | 562          | 855          | 36          | 62          | 34          | 157         | 55          | .381        | .331        |
| 1990        | .254        | 5433          | 733          | 1379         | 209          | 22          | 164         | 693          | 651          | 992          | 60          | 48          | 46          | 141         | 54          | .391        | .336        |
| 1991        | .248        | 5410          | 760          | 1342         | 246          | 19          | 159         | 716          | 642          | 981          | 41          | 49          | 50          | 151         | 64          | .389        | .331        |
| 1992        | .258        | 5387          | 745          | 1389         | 219          | 24          | 142         | 693          | 707          | 831          | 72          | 59          | 49          | 143         | 59          | .386        | .346        |
| 1993        | .254        | 5543          | 715          | 1408         | 260          | 21          | 158         | 679          | 622          | 1048         | 46          | 49          | 33          | 131         | 59          | .394        | .330        |
| 1994        | .260        | 3885          | 549          | 1009         | 178          | 13          | 113         | 515          | 417          | 686          | 24          | 51          | 18          | 91          | 39          | .399        | .330        |
| 1995        | .264        | 4916          | 730          | 1296         | 228          | 18          | 169         | 694          | 565          | 911          | 32          | 58          | 45          | 112         | 46          | .420        | .341        |
| 1996        | .265        | 5630          | 861          | 1492         | 283          | 21          | 243         | 823          | 640          | 1114         | 35          | 39          | 58          | 58          | 35          | .452        | .344        |
| 1997        | .260        | 5589          | 764          | 1451         | 274          | 23          | 197         | 714          | 642          | 1181         | 49          | 40          | 49          | 71          | 36          | .423        | .339        |
| 1998        | .257        | 5490          | 804          | 1413         | 295          | 13          | 149         | 755          | 633          | 1122         | 58          | 46          | 55          | 131         | 47          | .397        | .338        |
| 1999        | .259        | 5519          | 893          | 1430         | 287          | 20          | 235         | 845          | 770          | 1129         | 39          | 41          | 71          | 70          | 37          | .446        | .355        |
| 2000        | .270        | 5560          | 947          | 1501         | 281          | 23          | 239         | 908          | 750          | 1159         | 26          | 44          | 52          | 40          | 15          | .458        | .360        |
| 2001        | .264        | 5573          | 884          | 1469         | 334          | 22          | 199         | 835          | 640          | 1021         | 25          | 59          | 88          | 68          | 29          | .439        | .345        |
| 2002        | .261        | 5558          | 800          | 1450         | 279          | 28          | 205         | 772          | 609          | 1008         | 20          | 36          | 68          | 46          | 20          | .432        | .339        |
| 2003        | .254        | 5497          | 768          | 1398         | 317          | 24          | 176         | 742          | 556          | 898          | 22          | 53          | 59          | 48          | 14          | .417        | .327        |
| 2004        | .270        | 5728          | 793          | 1545         | 336          | 15          | 189         | 752          | 608          | 1061         | 25          | 43          | 55          | 47          | 22          | .433        | .343        |
| 2005        | .262        | 5627          | 772          | 1476         | 310          | 20          | 155         | 739          | 537          | 819          | 19          | 40          | 52          | 31          | 22          | .407        | .330        |
| 2006        | .260        | 5500          | 771          | 1429         | 266          | 22          | 175         | 735          | 650          | 976          | 25          | 56          | 50          | 61          | 20          | .412        | .340        |
| 2007        | .256        | 5577          | 741          | 1430         | 295          | 16          | 171         | 711          | 664          | 1119         | 18          | 56          | 49          | 52          | 20          | .407        | .338        |
| 2008        | .242        | 5451          | 646          | 1318         | 270          | 23          | 125         | 610          | 574          | 1226         | 30          | 35          | 48          | 88          | 21          | .369        | .318        |
| 2009        | .262        | 5584          | 759          | 1464         | 307          | 21          | 135         | 723          | 527          | 1046         | 31          | 54          | 50          | 133         | 48          | .397        | .328        |
| 2010        | .256        | 5448          | 663          | 1396         | 276          | 30          | 109         | 619          | 527          | 1061         | 43          | 51          | 47          | 156         | 38          | .378        | .324        |
| 2011        | .244        | 5452          | 645          | 1330         | 280          | 29          | 114         | 612          | 509          | 1094         | 34          | 57          | 50          | 117         | 43          | .369        | .311        |
| 2012        | .238        | 5527          | 713          | 1315         | 267          | 32          | 195         | 676          | 550          | 1387         | 27          | 34          | 45          | 122         | 32          | .404        | .310        |
| 2013        | .254        | 5521          | 767          | 1403         | 301          | 25          | 186         | 725          | 573          | 1178         | 21          | 49          | 45          | 74          | 28          | .419        | .327        |
| 2014        | .244        | 5545          | 729          | 1354         | 253          | 33          | 146         | 686          | 586          | 1104         | 19          | 43          | 49          | 83          | 20          | .381        | .320        |
| 2015        | .251        | 5600          | 694          | 1405         | 277          | 46          | 146         | 661          | 475          | 1119         | 14          | 38          | 40          | 78          | 29          | .395        | .312        |
| 2016        | .246        | 5500          | 653          | 1352         | 270          | 21          | 169         | 634          | 442          | 1145         | 13          | 34          | 33          | 50          | 23          | .395        | .304        |
| 2017        | .246        | 5464          | 739          | 1344         | 305          | 15          | 234         | 708          | 565          | 1491         | 13          | 40          | 43          | 57          | 22          | .436        | .319        |
| 2018        | .252        | 5579          | 813          | 1407         | 322          | 20          | 227         | 778          | 550          | 1381         | 6           | 44          | 76          | 35          | 21          | .439        | .325        |
| 2019        | .249        | 5561          | 845          | 1384         | 292          | 23          | 257         | 800          | 578          | 1338         | 7           | 36          | 87          | 49          | 21          | .448        | .327        |
| 2020        | .225        | 1908          | 274          | 430          | 91           | 11          | 71          | 264          | 238          | 524          | 2           | 14          | 39          | 26          | 3           | .396        | .322        |
| <b>Oak.</b> | <b>.253</b> | <b>283423</b> | <b>37940</b> | <b>71830</b> | <b>13034</b> | <b>1354</b> | <b>8396</b> | <b>35744</b> | <b>29788</b> | <b>52769</b> | <b>2353</b> | <b>2421</b> | <b>2358</b> | <b>5912</b> | <b>2555</b> | <b>.398</b> | <b>.327</b> |

| Year          | AVG.        | AB            | R            | H             | 2B           | 3B          | HR           | RBI          | BB           | SH           | HP          | SB           | SLG         | OBP         |
|---------------|-------------|---------------|--------------|---------------|--------------|-------------|--------------|--------------|--------------|--------------|-------------|--------------|-------------|-------------|
| <b>Totals</b> | <b>.258</b> | <b>631869</b> | <b>82557</b> | <b>163289</b> | <b>28134</b> | <b>5253</b> | <b>13378</b> | <b>75967</b> | <b>62385</b> | <b>10575</b> | <b>4409</b> | <b>11673</b> | <b>.383</b> | <b>.328</b> |

# ATHLETICS YEAR-BY-YEAR PITCHING

| Year          | ERA         | CG          | SV | SHO        | IP             | H            | R            | ER           | HR          | BB           | SO           | HB          | WP          | OPP. AVG. |
|---------------|-------------|-------------|----|------------|----------------|--------------|--------------|--------------|-------------|--------------|--------------|-------------|-------------|-----------|
| 1901          | 4.00        | 124         |    | 6          | 1200.2         | 1346         | 761          | 534          | 20          | 374          | 350          | 59          | 40          | .280      |
| 1902          | 3.29        | 114         |    | 5          | 1216.1         | 1292         | 636          | 444          | 33          | 368          | 455          | 63          | 29          | .273      |
| 1903          | 2.98        | 112         |    | 10         | 1207.1         | 1124         | 519          | 400          | 20          | 315          | 728          | 71          | 38          | .249      |
| 1904          | 2.35        | 136         |    | 26         | 1361.1         | 1149         | 503          | 355          | 13          | 366          | 887          | 63          | 23          | .227      |
| 1905          | 2.19        | 117         |    | 19         | 1383.1         | 1137         | 492          | 337          | 21          | 409          | 895          | 63          | 40          | .228      |
| 1906          | 2.60        | 107         |    | 19         | 1322.0         | 1135         | 543          | 382          | 9           | 425          | 749          | 57          | 30          | .235      |
| 1907          | 2.35        | 106         |    | 27         | 1354.2         | 1106         | 511          | 353          | 13          | 378          | 789          | 67          | 36          | .222      |
| 1908          | 2.56        | 102         |    | 23         | 1400.1         | 1194         | 562          | 398          | 10          | 410          | 741          | 53          | 46          | .235      |
| 1909          | 1.93        | 110         |    | 27         | 1378.0         | 1069         | 408          | 296          | 9           | 386          | 728          | 62          | 31          | .218      |
| 1910          | 1.79        | 123         |    | 24         | 1421.2         | 1103         | 441          | 282          | 8           | 450          | 789          | 55          | 42          | .221      |
| 1911          | 3.01        | 97          |    | 13         | 1375.2         | 1343         | 601          | 460          | 17          | 487          | 739          | 81          | 34          | .265      |
| 1912          | 3.32        | 95          |    | 11         | 1357.0         | 1273         | 658          | 501          | 12          | 518          | 601          | 57          | 30          | .258      |
| 1913          | 3.19        | 69          |    | 17         | 1351.1         | 1200         | 592          | 479          | 24          | 532          | 630          | 39          | 48          | .229      |
| 1914          | 2.78        | 89          |    | 24         | 1404.0         | 1264         | 529          | 433          | 18          | 521          | 720          | 28          | 37          | .249      |
| 1915          | 4.29        | 78          |    | 6          | 1348.1         | 1358         | 888          | 643          | 22          | 827          | 588          | 57          | 68          | .278      |
| 1916          | 3.92        | 94          |    | 11         | 1343.2         | 1311         | 776          | 585          | 26          | 715          | 575          | 31          | 53          | .267      |
| 1917          | 3.27        | 80          |    | 8          | 1365.2         | 1310         | 691          | 496          | 23          | 562          | 516          | 23          | 37          | .250      |
| 1918          | 3.22        | 80          |    | 13         | 1156.0         | 1106         | 538          | 413          | 13          | 486          | 277          | 35          | 20          | .264      |
| 1919          | 4.26        | 72          |    | 1          | 1239.1         | 1371         | 742          | 587          | 44          | 503          | 417          | 29          | 25          | .290      |
| 1920          | 3.93        | 79          |    | 6          | 1380.1         | 1612         | 834          | 602          | 56          | 461          | 423          | 40          | 27          | .300      |
| 1921          | 4.61        | 75          |    | 2          | 1400.1         | 1645         | 894          | 717          | 85          | 548          | 431          | 32          | 34          | .300      |
| 1922          | 4.59        | 73          |    | 4          | 1362.1         | 1573         | 830          | 695          | 107         | 469          | 373          | 32          | 22          | .297      |
| 1923          | 4.08        | 65          |    | 7          | 1364.2         | 1465         | 761          | 619          | 68          | 550          | 400          | 23          | 23          | .280      |
| 1924          | 4.39        | 68          |    | 8          | 1345.0         | 1527         | 778          | 656          | 43          | 597          | 371          | 28          | 19          | .292      |
| 1925          | 3.87        | 61          |    | 8          | 1381.2         | 1468         | 713          | 594          | 60          | 544          | 495          | 36          | 30          | .276      |
| 1926          | 3.00        | 62          |    | 10         | 1346.0         | 1362         | 570          | 448          | 38          | 451          | 571          | 31          | 22          | .268      |
| 1927          | 3.97        | 66          |    | 8          | 1384.0         | 1467         | 726          | 611          | 65          | 442          | 553          | 36          | 18          | .278      |
| 1928          | 3.36        | 81          |    | 15         | 1367.2         | 1349         | 615          | 511          | 66          | 424          | 607          | 22          | 19          | .256      |
| 1929          | 3.44        | 70          |    | 9          | 1357.0         | 1371         | 615          | 519          | 73          | 487          | 573          | 15          | 28          | .264      |
| 1930          | 4.28        | 72          |    | 8          | 1371.0         | 1457         | 751          | 652          | 84          | 488          | 672          | 20          | 25          | .274      |
| 1931          | 3.47        | 97          |    | 12         | 1365.1         | 1342         | 626          | 526          | 73          | 457          | 574          | 9           | 20          | .258      |
| 1932          | 4.45        | 95          |    | 10         | 1386.0         | 1477         | 752          | 686          | 112         | 511          | 595          | 18          | 21          | .271      |
| 1933          | 4.81        | 69          |    | 6          | 1343.2         | 1523         | 853          | 718          | 77          | 644          | 423          | 17          | 33          | .283      |
| 1934          | 5.01        | 68          |    | 8          | 1337.0         | 1429         | 838          | 745          | 84          | 693          | 480          | 23          | 33          | .275      |
| 1935          | 5.12        | 58          |    | 7          | 1326.1         | 1486         | 869          | 754          | 73          | 704          | 469          | 25          | 35          | .285      |
| 1936          | 6.08        | 68          |    | 3          | 1352.1         | 1645         | 1045         | 913          | 131         | 696          | 405          | 24          | 67          | .300      |
| 1937          | 4.85        | 65          |    | 6          | 1335.0         | 1490         | 854          | 720          | 105         | 613          | 469          | 17          | 40          | .281      |
| 1938          | 5.48        | 56          |    | 4          | 1324.0         | 1573         | 956          | 806          | 142         | 599          | 473          | 18          | 28          | .292      |
| 1939          | 5.79        | 50          |    | 6          | 1342.2         | 1687         | 1022         | 864          | 148         | 579          | 397          | 19          | 35          | .307      |
| 1940          | 5.22        | 72          |    | 4          | 1345.0         | 1543         | 932          | 780          | 135         | 534          | 488          | 15          | 40          | .283      |
| 1941          | 4.83        | 64          |    | 3          | 1365.1         | 1516         | 840          | 733          | 136         | 557          | 386          | 18          | 46          | .279      |
| 1942          | 4.45        | 67          |    | 5          | 1374.2         | 1404         | 801          | 679          | 89          | 639          | 546          | 21          | 35          | .263      |
| 1943          | 4.05        | 73          |    | 5          | 1394.0         | 1421         | 717          | 627          | 73          | 536          | 503          | 35          | 24          | .265      |
| 1944          | 3.26        | 72          |    | 10         | 1397.1         | 1345         | 594          | 506          | 58          | 390          | 534          | 31          | 30          | .252      |
| 1945          | 3.62        | 65          |    | 11         | 1381.0         | 1380         | 638          | 556          | 55          | 571          | 531          | 22          | 18          | .262      |
| 1946          | 3.90        | 61          |    | 10         | 1342.2         | 1371         | 680          | 582          | 83          | 577          | 562          | 25          | 13          | .264      |
| 1947          | 3.51        | 70          |    | 12         | 1391.1         | 1291         | 614          | 543          | 85          | 597          | 493          | 14          | 14          | .247      |
| 1948          | 4.43        | 74          |    | 7          | 1368.2         | 1456         | 735          | 673          | 86          | 638          | 486          | 15          | 35          | .275      |
| 1949          | 4.23        | 85          |    | 9          | 1365.0         | 1359         | 725          | 642          | 105         | 758          | 490          | 19          | 33          | .263      |
| 1950          | 5.49        | 50          |    | 3          | 1346.1         | 1528         | 913          | 821          | 138         | 729          | 466          | 31          | 39          | .287      |
| 1951          | 4.47        | 52          |    | 7          | 1358.0         | 1421         | 745          | 674          | 109         | 569          | 437          | 32          | 30          | .272      |
| 1952          | 4.15        | 73          |    | 11         | 1384.1         | 1402         | 723          | 639          | 113         | 526          | 562          | 35          | 21          | .263      |
| 1953          | 4.67        | 51          |    | 7          | 1409.0         | 1475         | 799          | 731          | 121         | 594          | 566          | 57          | 51          | .271      |
| 1954          | 5.18        | 49          |    | 3          | 1371.1         | 1523         | 875          | 789          | 141         | 685          | 555          | 39          | 40          | .285      |
| <b>Phila.</b> | <b>3.91</b> | <b>4281</b> |    | <b>544</b> | <b>72953.0</b> | <b>74574</b> | <b>38624</b> | <b>31709</b> | <b>3572</b> | <b>28889</b> | <b>29533</b> | <b>1887</b> | <b>1755</b> |           |
| 1955          | 5.35        | 29          |    | 9          | 1382.0         | 1486         | 911          | 822          | 175         | 707          | 572          | 42          | 36          | .278      |
| 1956          | 4.86        | 30          |    | 3          | 1370.1         | 1424         | 831          | 740          | 187         | 679          | 636          | 42          | 38          | .271      |
| 1957          | 4.19        | 26          |    | 6          | 1369.2         | 1344         | 710          | 637          | 153         | 565          | 626          | 25          | 45          | .260      |
| 1958          | 4.15        | 42          |    | 9          | 1398.1         | 1405         | 713          | 645          | 150         | 467          | 721          | 28          | 31          | .262      |
| 1959          | 4.35        | 44          |    | 8          | 1360.2         | 1452         | 760          | 658          | 148         | 492          | 703          | 46          | 41          | .274      |
| 1960          | 4.38        | 44          |    | 4          | 1374.0         | 1428         | 756          | 668          | 160         | 525          | 664          | 43          | 37          | .271      |

| Year        | ERA         | CG          | SV          | SHO        | IP             | H            | R            | ER           | HR          | BB           | SO           | HB          | WP          | OPP. AVG.   |
|-------------|-------------|-------------|-------------|------------|----------------|--------------|--------------|--------------|-------------|--------------|--------------|-------------|-------------|-------------|
| 1961        | 4.74        | 32          |             | 5          | 1415.0         | 1519         | 863          | 746          | 141         | 629          | 703          | 53          | 58          | .275        |
| 1962        | 4.79        | 32          |             | 4          | 1434.0         | 1450         | 837          | 764          | 199         | 655          | 825          | 42          | 63          | .263        |
| 1963        | 3.92        | 35          |             | 11         | 1458.0         | 1417         | 704          | 635          | 156         | 540          | 887          | 44          | 43          | .256        |
| 1964        | 4.71        | 18          |             | 6          | 1455.2         | 1516         | 836          | 761          | 220         | 614          | 966          | 54          | 55          | .269        |
| 1965        | 4.24        | 18          |             | 7          | 1433.0         | 1399         | 755          | 675          | 161         | 574          | 882          | 39          | 67          | .256        |
| 1966        | 3.56        | 19          |             | 11         | 1435.0         | 1281         | 648          | 567          | 106         | 630          | 854          | 39          | 52          | .241        |
| 1967        | 3.68        | 26          |             | 10         | 1428.0         | 1265         | 660          | 584          | 125         | 558          | 990          | 37          | 44          | .238        |
| <b>K.C.</b> | <b>4.37</b> | <b>395</b>  |             | <b>93</b>  | <b>18313.2</b> | <b>18386</b> | <b>9984</b>  | <b>8902</b>  | <b>2081</b> | <b>7635</b>  | <b>10029</b> | <b>534</b>  | <b>610</b>  |             |
| 1968        | 2.94        | 45          |             | 18         | 1455.2         | 1220         | 544          | 476          | 124         | 505          | 997          | 31          | 55          | .227        |
| 1969        | 3.71        | 42          | 36          | 14         | 1480.2         | 1356         | 678          | 611          | 163         | 586          | 887          | 39          | 55          | .245        |
| 1970        | 3.30        | 33          | 40          | 15         | 1442.2         | 1253         | 593          | 529          | 134         | 542          | 858          | 34          | 56          | .234        |
| 1971        | 3.05        | 57          | 36          | 18         | 1469.1         | 1229         | 564          | 498          | 131         | 501          | 999          | 33          | 37          | .228        |
| 1972        | 2.58        | 42          | 43          | 23         | 1417.2         | 1170         | 457          | 406          | 96          | 418          | 862          | 19          | 29          | .226        |
| 1973        | 3.29        | 46          | 41          | 16         | 1457.1         | 1311         | 615          | 532          | 143         | 494          | 797          | 30          | 52          | .241        |
| 1974        | 2.95        | 49          | 28          | 12         | 1439.2         | 1322         | 551          | 472          | 90          | 430          | 755          | 25          | 27          | .246        |
| 1975        | 3.27        | 36          | 44          | 10         | 1448.0         | 1267         | 606          | 526          | 102         | 523          | 784          | 37          | 47          | .236        |
| 1976        | 3.26        | 39          | 29          | 15         | 1459.1         | 1412         | 598          | 528          | 96          | 415          | 711          | 30          | 40          | .255        |
| 1977        | 4.04        | 32          | 25          | 4          | 1436.2         | 1459         | 749          | 645          | 145         | 560          | 788          | 24          | 55          | .265        |
| 1978        | 3.62        | 26          | 29          | 11         | 1433.1         | 1401         | 690          | 577          | 106         | 582          | 750          | 26          | 37          | .259        |
| 1979        | 4.75        | 41          | 20          | 4          | 1429.1         | 1606         | 860          | 754          | 147         | 654          | 726          | 49          | 72          | .288        |
| 1980        | 3.46        | 94          | 13          | 9          | 1471.2         | 1347         | 642          | 566          | 142         | 521          | 769          | 31          | 51          | .244        |
| 1981        | 3.30        | 60          | 10          | 11         | 993.0          | 883          | 403          | 364          | 80          | 370          | 505          | 28          | 30          | .240        |
| 1982        | 4.54        | 42          | 22          | 6          | 1456.0         | 1506         | 819          | 735          | 177         | 648          | 697          | 30          | 58          | .268        |
| 1983        | 4.35        | 22          | 33          | 12         | 1454.1         | 1462         | 782          | 703          | 135         | 626          | 719          | 31          | 43          | .263        |
| 1984        | 4.48        | 15          | 44          | 6          | 1430.0         | 1554         | 796          | 712          | 155         | 592          | 695          | 35          | 47          | .278        |
| 1985        | 4.41        | 10          | 41          | 6          | 1453.0         | 1451         | 787          | 712          | 172         | 607          | 785          | 25          | 48          | .259        |
| 1986        | 4.31        | 22          | 37          | 8          | 1433.0         | 1334         | 760          | 686          | 166         | 667          | 937          | 34          | 62          | .247        |
| 1987        | 4.32        | 18          | 40          | 6          | 1445.2         | 1442         | 789          | 694          | 176         | 531          | 1042         | 36          | 52          | .258        |
| 1988        | 3.44        | 22          | 64          | 9          | 1489.1         | 1376         | 620          | 569          | 116         | 553          | 983          | 29          | 62          | .247        |
| 1989        | 3.09        | 17          | 57          | 20         | 1448.1         | 1287         | 576          | 497          | 103         | 510          | 930          | 28          | 71          | .239        |
| 1990        | 3.18        | 18          | 64          | 16         | 1456.0         | 1287         | 570          | 514          | 123         | 494          | 831          | 27          | 50          | .238        |
| 1991        | 4.57        | 14          | 49          | 10         | 1444.1         | 1425         | 776          | 734          | 155         | 655          | 892          | 55          | 60          | .265        |
| 1992        | 3.73        | 8           | 58          | 9          | 1447.0         | 1396         | 672          | 599          | 129         | 601          | 843          | 41          | 67          | .256        |
| 1993        | 4.90        | 8           | 42          | 2          | 1452.1         | 1551         | 846          | 791          | 157         | 680          | 864          | 49          | 39          | .276        |
| 1994        | 4.80        | 12          | 23          | 9          | 1003.1         | 979          | 589          | 535          | 128         | 510          | 732          | 34          | 42          | .257        |
| 1995        | 4.93        | 8           | 34          | 4          | 1273.0         | 1320         | 761          | 698          | 153         | 556          | 890          | 53          | 56          | .269        |
| 1996        | 5.20        | 7           | 34          | 5          | 1456.1         | 1638         | 900          | 841          | 205         | 644          | 884          | 52          | 60          | .287        |
| 1997        | 5.48        | 2           | 38          | 1          | 1445.1         | 1734         | 946          | 880          | 197         | 642          | 953          | 64          | 51          | .301        |
| 1998        | 4.81        | 12          | 39          | 4          | 1434.0         | 1555         | 866          | 766          | 179         | 529          | 922          | 56          | 68          | .276        |
| 1999        | 4.69        | 6           | 48          | 5          | 1438.1         | 1537         | 846          | 750          | 160         | 569          | 967          | 54          | 57          | .274        |
| 2000        | 4.58        | 7           | 43          | 11         | 1435.1         | 1535         | 813          | 730          | 158         | 615          | 963          | 48          | 46          | .274        |
| 2001        | 3.59        | 13          | 44          | 9          | 1463.1         | 1384         | 645          | 583          | 153         | 440          | 1117         | 46          | 42          | .249        |
| 2002        | 3.68        | 9           | 48          | 19         | 1452.0         | 1391         | 654          | 593          | 135         | 474          | 1021         | 62          | 40          | .252        |
| 2003        | 3.63        | 16          | 48          | 14         | 1441.2         | 1336         | 643          | 582          | 140         | 499          | 1018         | 54          | 41          | .246        |
| 2004        | 4.17        | 10          | 35          | 8          | 1471.1         | 1466         | 742          | 682          | 164         | 544          | 1034         | 68          | 39          | .262        |
| 2005        | 3.69        | 9           | 38          | 12         | 1450.1         | 1315         | 658          | 594          | 154         | 504          | 1075         | 60          | 41          | .241        |
| 2006        | 4.21        | 5           | 54          | 11         | 1451.2         | 1525         | 727          | 679          | 162         | 529          | 1003         | 55          | 43          | .272        |
| 2007        | 4.28        | 4           | 36          | 9          | 1448.0         | 1468         | 758          | 689          | 138         | 530          | 1036         | 43          | 52          | .263        |
| 2008        | 4.01        | 4           | 33          | 7          | 1435.0         | 1364         | 690          | 640          | 135         | 576          | 1061         | 54          | 30          | .253        |
| 2009        | 4.26        | 2           | 38          | 10         | 1447.1         | 1486         | 761          | 685          | 156         | 523          | 1124         | 36          | 43          | .265        |
| 2010        | 3.56        | 7           | 38          | 17         | 1431.2         | 1315         | 626          | 566          | 153         | 512          | 1070         | 38          | 42          | .245        |
| 2011        | 3.71        | 6           | 39          | 12         | 1447.2         | 1380         | 679          | 597          | 136         | 519          | 1160         | 41          | 53          | .250        |
| 2012        | 3.48        | 1           | 47          | 13         | 1470.0         | 1360         | 614          | 569          | 147         | 462          | 1136         | 46          | 40          | .245        |
| 2013        | 3.56        | 6           | 46          | 13         | 1452.0         | 1339         | 625          | 574          | 163         | 428          | 1183         | 35          | 56          | .242        |
| 2014        | 3.22        | 7           | 31          | 13         | 1463.1         | 1269         | 572          | 524          | 147         | 406          | 1244         | 48          | 59          | .233        |
| 2015        | 4.14        | 5           | 28          | 15         | 1444.2         | 1402         | 729          | 664          | 172         | 474          | 1179         | 47          | 62          | .254        |
| 2016        | 4.51        | 2           | 42          | 7          | 1433.1         | 1459         | 761          | 718          | 185         | 464          | 1188         | 50          | 70          | .263        |
| 2017        | 4.67        | 1           | 35          | 6          | 1431.0         | 1444         | 826          | 743          | 210         | 502          | 1202         | 61          | 84          | .261        |
| 2018        | 3.81        | 2           | 44          | 14         | 1465.2         | 1303         | 674          | 621          | 184         | 474          | 1237         | 53          | 86          | .236        |
| 2019        | 3.97        | 1           | 45          | 12         | 1465.0         | 1342         | 680          | 646          | 201         | 477          | 1299         | 66          | 74          | .242        |
| 2020        | 3.77        | 1           | 17          | 5          | 515.1          | 471          | 232          | 216          | 69          | 165          | 506          | 15          | 16          | .240        |
| <b>Oak.</b> | <b>3.95</b> | <b>1023</b> | <b>1990</b> | <b>555</b> | <b>74809.2</b> | <b>72424</b> | <b>36360</b> | <b>32795</b> | <b>7747</b> | <b>27832</b> | <b>49610</b> | <b>2195</b> | <b>2695</b> | <b>.255</b> |

| Year          | ERA         | CG          | SHO         | IP              | H             | R            | ER           | HR           | BB           | SO           | HB          | WP          |
|---------------|-------------|-------------|-------------|-----------------|---------------|--------------|--------------|--------------|--------------|--------------|-------------|-------------|
| <b>Totals</b> | <b>3.98</b> | <b>5699</b> | <b>1192</b> | <b>166076.1</b> | <b>165384</b> | <b>84968</b> | <b>73405</b> | <b>13400</b> | <b>64356</b> | <b>89172</b> | <b>4616</b> | <b>5060</b> |

# ATHLETICS YEAR-BY-YEAR FIELDING

| Year          | AVG.        | G           | PO            | A            | E            | TC            | DP          | TP        | PB         |
|---------------|-------------|-------------|---------------|--------------|--------------|---------------|-------------|-----------|------------|
| 1901          | .942        | 137         | 3600          | 1903         | 337          | 5840          | 93          | 0         | 23         |
| 1902          | .953        | 137         | 3646          | 1819         | 270          | 5735          | 75          | 0         | 13         |
| 1903          | .960        | 137         | 3618          | 1613         | 217          | 5448          | 66          | 0         | 20         |
| 1904          | .959        | 155         | 4080          | 1835         | 250          | 6165          | 67          | 0         | 21         |
| 1905          | .957        | 152         | 4101          | 1746         | 265          | 6112          | 64          | 0         | 21         |
| 1906          | .955        | 149         | 3941          | 1728         | 267          | 5936          | 86          | 1         | 17         |
| 1907          | .958        | 150         | 4046          | 1959         | 263          | 6268          | 67          | 0         | 14         |
| 1908          | .957        | 157         | 4158          | 1886         | 272          | 6316          | 68          | 1         | 20         |
| 1909          | .961        | 153         | 4105          | 1894         | 245          | 6244          | 92          | 1         | 14         |
| 1910          | .965        | 155         | 4255          | 2001         | 230          | 6486          | 117         | 0         | 10         |
| 1911          | .964        | 152         | 4121          | 1896         | 225          | 6242          | 100         | 0         | 14         |
| 1912          | .959        | 153         | 4100          | 2023         | 263          | 6386          | 115         | 0         | 17         |
| 1913          | .966        | 153         | 4048          | 1958         | 212          | 6218          | 108         | 1         | 13         |
| 1914          | .966        | 158         | 4198          | 1938         | 213          | 6349          | 116         | 1         | 25         |
| 1915          | .947        | 154         | 4044          | 2023         | 338          | 6405          | 118         | 0         | 17         |
| 1916          | .951        | 154         | 4021          | 2126         | 314          | 6461          | 126         | 0         | 19         |
| 1917          | .961        | 154         | 4078          | 2064         | 251          | 6393          | 106         | 0         | 17         |
| 1918          | .959        | 130         | 3458          | 1850         | 228          | 5536          | 136         | 0         | 7          |
| 1919          | .956        | 140         | 3702          | 1902         | 257          | 5861          | 96          | 1         | 9          |
| 1920          | .959        | 156         | 4120          | 2173         | 266          | 6559          | 125         | 0         | 13         |
| 1921          | .958        | 155         | 4182          | 2005         | 274          | 6461          | 144         | 0         | 14         |
| 1922          | .966        | 155         | 4072          | 1978         | 215          | 6265          | 118         | 1         | 16         |
| 1923          | .964        | 153         | 4064          | 1935         | 221          | 6220          | 127         | 1         | 23         |
| 1924          | .971        | 152         | 4025          | 1943         | 180          | 6148          | 157         | 0         | 12         |
| 1925          | .966        | 153         | 4117          | 1931         | 211          | 6259          | 148         | 0         | 13         |
| 1926          | .972        | 150         | 4041          | 1869         | 171          | 6081          | 131         | 1         | 10         |
| 1927          | .970        | 155         | 4161          | 1897         | 190          | 6248          | 124         | 1         | 10         |
| 1928          | .970        | 153         | 4107          | 1728         | 181          | 6016          | 124         | 0         | 10         |
| 1929          | .975        | 151         | 4065          | 1587         | 146          | 5798          | 117         | 0         | 10         |
| 1930          | .976        | 154         | 4127          | 1651         | 145          | 5923          | 121         | 0         | 11         |
| 1931          | .976        | 153         | 4088          | 1614         | 141          | 5843          | 151         | 0         | 10         |
| 1932          | .979        | 154         | 4160          | 1736         | 124          | 6020          | 142         | 0         | 15         |
| 1933          | .966        | 152         | 4032          | 1750         | 203          | 5985          | 121         | 0         | 9          |
| 1934          | .967        | 153         | 4012          | 1809         | 196          | 6017          | 166         | 0         | 12         |
| 1935          | .967        | 149         | 3964          | 1690         | 190          | 5844          | 150         | 0         | 11         |
| 1936          | .965        | 154         | 4061          | 1773         | 209          | 6043          | 152         | 0         | 21         |
| 1937          | .967        | 154         | 4002          | 1725         | 198          | 5925          | 150         | 0         | 15         |
| 1938          | .965        | 154         | 3964          | 1637         | 206          | 5807          | 119         | 0         | 15         |
| 1939          | .965        | 153         | 4028          | 1678         | 210          | 5916          | 131         | 0         | 14         |
| 1940          | .960        | 154         | 4035          | 1667         | 238          | 5940          | 131         | 0         | 15         |
| 1941          | .967        | 154         | 4095          | 1733         | 200          | 6028          | 150         | 0         | 20         |
| 1942          | .968        | 154         | 4062          | 1678         | 188          | 5928          | 124         | 0         | 23         |
| 1943          | .973        | 155         | 4180          | 1741         | 162          | 6083          | 148         | 0         | 19         |
| 1944          | .971        | 155         | 4192          | 1745         | 176          | 6113          | 127         | 0         | 12         |
| 1945          | .973        | 153         | 4140          | 1903         | 168          | 6211          | 160         | 0         | 9          |
| 1946          | .971        | 155         | 4028          | 1594         | 167          | 5789          | 141         | 1         | 7          |
| 1947          | .976        | 156         | 4174          | 1689         | 143          | 6006          | 161         | 0         | 5          |
| 1948          | .981        | 154         | 4108          | 1710         | 113          | 5931          | 180         | 1         | 7          |
| 1949          | .976        | 154         | 4102          | 1710         | 140          | 5952          | 217         | 0         | 10         |
| 1950          | .974        | 154         | 4033          | 1732         | 155          | 5920          | 208         | 0         | 9          |
| 1951          | .978        | 154         | 4073          | 1849         | 136          | 6058          | 204         | 0         | 12         |
| 1952          | .977        | 155         | 4150          | 1766         | 140          | 6056          | 148         | 0         | 11         |
| 1953          | .977        | 157         | 4218          | 1710         | 137          | 6065          | 161         | 0         | 15         |
| 1954          | .971        | 156         | 4104          | 1655         | 169          | 5928          | 163         | 0         | 12         |
| <b>Phila.</b> | <b>.966</b> | <b>8213</b> | <b>218406</b> | <b>98155</b> | <b>11226</b> | <b>327787</b> | <b>6957</b> | <b>12</b> | <b>761</b> |
| 1955          | .976        | 155         | 4142          | 1729         | 146          | 6017          | 174         | 0         | 14         |
| 1956          | .973        | 154         | 4111          | 1785         | 166          | 6062          | 187         | 0         | 19         |
| 1957          | .979        | 154         | 4108          | 1720         | 125          | 5953          | 162         | 0         | 22         |
| 1958          | .979        | 156         | 4196          | 1730         | 125          | 6051          | 166         | 0         | 34         |
| 1959          | .973        | 154         | 4086          | 1669         | 160          | 5915          | 156         | 0         | 15         |
| 1960          | .979        | 155         | 4122          | 1666         | 127          | 5915          | 149         | 0         | 17         |
| 1961          | .972        | 162         | 4260          | 1755         | 175          | 6190          | 160         | 0         | 17         |

| Year          | AVG.        | G            | PO            | A             | E            | TC            | DP           | TP        | PB          |
|---------------|-------------|--------------|---------------|---------------|--------------|---------------|--------------|-----------|-------------|
| 1962          | .979        | 162          | 4294          | 1724          | 132          | 6150          | 131          | 0         | 25          |
| 1963          | .980        | 162          | 4373          | 1722          | 127          | 6222          | 131          | 0         | 11          |
| 1964          | .974        | 163          | 4361          | 1669          | 158          | 6188          | 152          | 0         | 18          |
| 1965          | .977        | 162          | 4300          | 1620          | 139          | 6059          | 142          | 0         | 20          |
| 1966          | .977        | 160          | 4320          | 1646          | 139          | 6105          | 154          | 1         | 20          |
| 1967          | .978        | 161          | 4279          | 1533          | 132          | 5944          | 120          | 0         | 17          |
| <b>K.C.</b>   | <b>.977</b> | <b>2060</b>  | <b>54952</b>  | <b>21968</b>  | <b>1851</b>  | <b>78771</b>  | <b>1984</b>  | <b>1</b>  | <b>249</b>  |
| 1968          | .977        | 163          | 4367          | 1659          | 145          | 6171          | 136          | 0         | 20          |
| 1969          | .979        | 162          | 4442          | 1788          | 136          | 6366          | 162          | 0         | 26          |
| 1970          | .977        | 162          | 4328          | 1680          | 141          | 6149          | 152          | 0         | 12          |
| 1971          | .981        | 161          | 4408          | 1660          | 117          | 6185          | 157          | 0         | 17          |
| 1972          | .979        | 155          | 4253          | 1689          | 130          | 6072          | 146          | 0         | 13          |
| 1973          | .978        | 162          | 4372          | 1710          | 137          | 6219          | 170          | 0         | 9           |
| 1974          | .977        | 162          | 4319          | 1704          | 141          | 6164          | 154          | 0         | 10          |
| 1975          | .977        | 162          | 4344          | 1686          | 143          | 6173          | 140          | 0         | 13          |
| 1976          | .977        | 161          | 4378          | 1821          | 144          | 6343          | 130          | 0         | 11          |
| 1977          | .970        | 161          | 4310          | 1762          | 190          | 6262          | 136          | 0         | 12          |
| 1978          | .971        | 162          | 4300          | 1626          | 179          | 6105          | 145          | 0         | 10          |
| 1979          | .972        | 162          | 4288          | 1718          | 174          | 6180          | 137          | 3         | 15          |
| 1980          | .979        | 162          | 4415          | 1631          | 130          | 6176          | 115          | 0         | 9           |
| 1981          | .980        | 109          | 2979          | 1080          | 81           | 4140          | 74           | 1         | 2           |
| 1982          | .974        | 162          | 4368          | 1647          | 160          | 6175          | 140          | 0         | 8           |
| 1983          | .974        | 162          | 4363          | 1602          | 157          | 6122          | 157          | 1         | 14          |
| 1984          | .975        | 162          | 4290          | 1508          | 146          | 5944          | 159          | 0         | 9           |
| 1985          | .977        | 162          | 4359          | 1566          | 140          | 6065          | 136          | 0         | 19          |
| 1986          | .978        | 162          | 4299          | 1596          | 135          | 6030          | 120          | 0         | 16          |
| 1987          | .977        | 162          | 4337          | 1649          | 142          | 6128          | 123          | 0         | 18          |
| 1988          | .983        | 162          | 4468          | 1629          | 105          | 6202          | 151          | 0         | 10          |
| 1989          | .979        | 162          | 4345          | 1640          | 129          | 6114          | 159          | 0         | 13          |
| 1990          | .986        | 162          | 4368          | 1630          | 87           | 6085          | 152          | 0         | 14          |
| 1991          | .982        | 162          | 4333          | 1608          | 107          | 6048          | 150          | 0         | 8           |
| 1992          | .979        | 162          | 4341          | 1576          | 125          | 6042          | 158          | 0         | 8           |
| 1993          | .982        | 162          | 4357          | 1625          | 111          | 6093          | 161          | 0         | 15          |
| 1994          | .979        | 114          | 3010          | 1122          | 88           | 4220          | 105          | 0         | 5           |
| 1995          | .981        | 144          | 3819          | 1486          | 102          | 5407          | 151          | 0         | 4           |
| 1996          | .984        | 162          | 4369          | 1778          | 103          | 6250          | 195          | 1         | 11          |
| 1997          | .980        | 162          | 4336          | 1765          | 122          | 6223          | 170          | 0         | 5           |
| 1998          | .977        | 162          | 4302          | 1654          | 141          | 6097          | 155          | 0         | 13          |
| 1999          | .980        | 162          | 4315          | 1700          | 122          | 6137          | 166          | 0         | 18          |
| 2000          | .978        | 161          | 4306          | 1726          | 134          | 6166          | 164          | 1         | 8           |
| 2001          | .980        | 162          | 4390          | 1756          | 125          | 6271          | 151          | 0         | 4           |
| 2002          | .984        | 162          | 4356          | 1798          | 102          | 6256          | 144          | 0         | 9           |
| 2003          | .983        | 162          | 4325          | 1779          | 107          | 6211          | 145          | 0         | 9           |
| 2004          | .986        | 162          | 4414          | 1809          | 91           | 6314          | 172          | 0         | 14          |
| 2005          | .986        | 162          | 4351          | 1649          | 88           | 6088          | 166          | 0         | 5           |
| 2006          | .986        | 162          | 4355          | 1626          | 84           | 6065          | 173          | 0         | 10          |
| 2007          | .985        | 162          | 4344          | 1687          | 90           | 6121          | 153          | 0         | 16          |
| 2008          | .984        | 161          | 4305          | 1573          | 98           | 5976          | 169          | 0         | 8           |
| 2009          | .983        | 162          | 4342          | 1592          | 105          | 6039          | 155          | 0         | 5           |
| 2010          | .984        | 162          | 4295          | 1704          | 99           | 6098          | 147          | 0         | 8           |
| 2011          | .979        | 162          | 4343          | 1529          | 124          | 5996          | 145          | 0         | 6           |
| 2012          | .982        | 162          | 4410          | 1568          | 111          | 6089          | 135          | 1         | 12          |
| 2013          | .983        | 162          | 4356          | 1377          | 97           | 5830          | 112          | 0         | 15          |
| 2014          | .982        | 162          | 4390          | 1634          | 111          | 6135          | 150          | 0         | 10          |
| 2015          | .979        | 162          | 4334          | 1642          | 126          | 6102          | 154          | 0         | 14          |
| 2016          | .984        | 162          | 4300          | 1630          | 97           | 6027          | 152          | 0         | 11          |
| 2017          | .980        | 162          | 4293          | 1597          | 121          | 6011          | 162          | 0         | 16          |
| 2018          | .985        | 162          | 4397          | 1594          | 89           | 6080          | 125          | 0         | 17          |
| 2019          | .987        | 162          | 4395          | 1464          | 80           | 5939          | 123          | 0         | 19          |
| 2020          | .987        | 60           | 1546          | 489           | 26           | 2061          | 33           | 0         | 4           |
| <b>Oak.</b>   | <b>.980</b> | <b>8354</b>  | <b>224429</b> | <b>85218</b>  | <b>6315</b>  | <b>315962</b> | <b>7692</b>  | <b>8</b>  | <b>607</b>  |
| <b>Year</b>   | <b>AVG.</b> | <b>G</b>     | <b>PO</b>     | <b>A</b>      | <b>E</b>     | <b>TC</b>     | <b>DP</b>    | <b>TP</b> | <b>PB</b>   |
| <b>Totals</b> | <b>.973</b> | <b>18627</b> | <b>497787</b> | <b>205341</b> | <b>19392</b> | <b>722520</b> | <b>16633</b> | <b>21</b> | <b>1617</b> |

# ATHLETICS YEAR-BY-YEAR BATTING LEADERS

## Batting Average

|                     |      |
|---------------------|------|
| 1901 Lajoie.....    | .426 |
| 1902 Cross.....     | .339 |
| 1903 Seybold.....   | .299 |
| 1904 Davis.....     | .308 |
| 1905 Davis.....     | .284 |
| 1906 Seybold.....   | .316 |
| 1907 Nicholls.....  | .302 |
| 1908 Collins.....   | .273 |
| 1909 Collins.....   | .346 |
| 1910 Collins.....   | .322 |
| 1911 Collins.....   | .365 |
| 1912 Collins.....   | .348 |
| 1913 Collins.....   | .345 |
| 1914 Collins.....   | .344 |
| 1915 McInnis.....   | .314 |
| 1916 Strunk.....    | .316 |
| 1917 McInnis.....   | .303 |
| 1918 Burns.....     | .352 |
| 1919 Burns.....     | .296 |
| 1920 Dugan.....     | .322 |
| 1921 Witt.....      | .315 |
| 1922 Miller.....    | .336 |
| 1923 Hauser.....    | .307 |
| 1924 Miller.....    | .342 |
| 1925 Simmons.....   | .384 |
| 1926 Simmons.....   | .343 |
| 1927 Simmons.....   | .392 |
| 1928 Simmons.....   | .351 |
| 1929 Simmons.....   | .365 |
| 1930 Simmons.....   | .381 |
| 1931 Simmons.....   | .390 |
| 1932 Foxx.....      | .364 |
| 1933 Foxx.....      | .356 |
| 1934 Foxx.....      | .334 |
| 1935 Foxx.....      | .346 |
| 1936 Moses.....     | .345 |
| 1937 Moses.....     | .320 |
| 1938 Johnson.....   | .313 |
| 1939 Johnson.....   | .338 |
| 1940 Moses.....     | .309 |
| 1941 Siebert.....   | .334 |
| 1942 Johnson.....   | .291 |
| 1943 Estalella..... | .259 |
| 1944 Siebert.....   | .306 |
| 1945 Estalella..... | .299 |
| 1946 Rosar.....     | .283 |
| 1947 McCosky.....   | .328 |
| 1948 McCosky.....   | .326 |
| 1949 Valo.....      | .283 |
| 1950 Lehner.....    | .309 |
| 1951 Fain.....      | .344 |
| 1952 Fain.....      | .327 |
| 1953 Philley.....   | .303 |
| 1954 Finigan.....   | .302 |
| 1955 Power.....     | .319 |
| 1956 Power.....     | .309 |
| 1957 Lopez.....     | .294 |
| 1958 Cerv.....      | .305 |
| 1959 Tuttle.....    | .300 |
| 1960 Siebern.....   | .279 |
| 1961 Siebern.....   | .296 |
| 1962 Siebern.....   | .308 |

|                        |      |
|------------------------|------|
| 1963 Causey.....       | .280 |
| 1964 Causey.....       | .281 |
| 1965 Campaneris.....   | .270 |
| 1966 Cater.....        | .292 |
| 1967 Cater.....        | .270 |
| 1968 Cater.....        | .290 |
| 1969 Bando.....        | .281 |
| 1970 Campaneris.....   | .279 |
| 1971 Jackson.....      | .277 |
| 1972 Rudi.....         | .305 |
| 1973 Jackson.....      | .293 |
| 1974 Rudi.....         | .293 |
| 1975 Washington.....   | .308 |
| 1976 North.....        | .276 |
| 1977 Page.....         | .307 |
| 1978 Page.....         | .285 |
| 1979 Revering.....     | .288 |
| 1980 Henderson.....    | .303 |
| 1981 Henderson.....    | .319 |
| 1982 Henderson.....    | .267 |
| 1983 Henderson.....    | .292 |
| 1984 Lansford.....     | .300 |
| 1985 Davis.....        | .287 |
| 1986 Griffin.....      | .285 |
| 1987 McGwire.....      | .289 |
| 1988 Canseco.....      | .307 |
| 1989 Lansford.....     | .336 |
| 1990 R. Henderson..... | .325 |
| 1991 Baines.....       | .295 |
| 1992 Bordick.....      | .300 |
| 1993 Gates.....        | .290 |
| 1994 Berroa.....       | .306 |
| 1995 Henderson.....    | .300 |
| 1996 McGwire.....      | .312 |
| 1997 Giambi.....       | .293 |
| 1998 Giambi.....       | .295 |
| 1999 Giambi.....       | .315 |
| 2000 Giambi.....       | .333 |
| 2001 Giambi.....       | .342 |
| 2002 Tejada.....       | .308 |
| 2003 Chavez.....       | .282 |
| 2004 Durazo.....       | .321 |
| 2005 Ellis.....        | .316 |
| 2006 Payton.....       | .296 |
| 2007 Stewart.....      | .290 |
| 2008 Suzuki.....       | .279 |
| 2009 Sweeney.....      | .293 |
| 2010 Ellis.....        | .291 |
| 2011 Pennington.....   | .264 |
| 2012 Céspedes.....     | .292 |
| 2013 Donaldson.....    | .301 |
| 2014 Donaldson.....    | .255 |
| 2015 Burns.....        | .294 |
| 2016 Valencia.....     | .287 |
| 2017 Lowrie.....       | .277 |
| 2018 Chapman.....      | .278 |
| 2019 Semien.....       | .285 |
| 2020 Canha.....        | .246 |

## Games

|                        |     |
|------------------------|-----|
| 1901 Fultz.....        | 132 |
| 1902 four players tied | 137 |
| 1903 four players tied | 137 |

|                     |     |
|---------------------|-----|
| 1904 Cross.....     | 155 |
| 1905 Murphy.....    | 150 |
| 1906 Davis.....     | 145 |
| 1907 Davis.....     | 149 |
| 1908 Nicholls.....  | 150 |
| 1909 Collins.....   | 153 |
| 1910 Collins.....   | 153 |
| 1911 Baker.....     | 148 |
| 1912 Collins.....   | 153 |
| McInnis.....        | 153 |
| 1913 Baker.....     | 149 |
| 1914 Collins.....   | 152 |
| 1915 Strunk.....    | 132 |
| 1916 Strunk.....    | 150 |
| 1917 McInnis.....   | 150 |
| 1918 Burns.....     | 130 |
| 1919 Burns.....     | 126 |
| 1920 Walker.....    | 149 |
| 1921 Dykes.....     | 155 |
| 1922 Galloway.....  | 155 |
| 1923 Hauser.....    | 146 |
| 1924 Simmons.....   | 152 |
| 1925 Simmons.....   | 153 |
| 1926 Simmons.....   | 147 |
| 1927 Cobb.....      | 134 |
| 1928 Miller.....    | 139 |
| 1929 Foxx.....      | 149 |
| 1930 Miller.....    | 154 |
| 1931 Foxx.....      | 139 |
| 1932 Foxx.....      | 154 |
| Simmons.....        | 154 |
| 1933 Cramer.....    | 152 |
| Higgins.....        | 152 |
| 1934 Cramer.....    | 153 |
| 1935 Cramer.....    | 149 |
| 1936 Johnson.....   | 153 |
| 1937 Moses.....     | 154 |
| 1938 Johnson.....   | 152 |
| 1939 Johnson.....   | 150 |
| 1940 Siebert.....   | 154 |
| 1941 Johnson.....   | 149 |
| 1942 Siebert.....   | 153 |
| 1943 Hall.....      | 151 |
| 1944 Hayes.....     | 155 |
| 1945 Hall.....      | 151 |
| 1946 Chapman.....   | 146 |
| 1947 Joost.....     | 151 |
| 1948 Majeski.....   | 148 |
| Suder.....          | 148 |
| 1949 Chapman.....   | 154 |
| 1950 Fain.....      | 151 |
| 1951 Joost.....     | 140 |
| 1952 Philley.....   | 151 |
| 1953 Philley.....   | 157 |
| 1954 DeMaestri..... | 146 |
| 1955 Finigan.....   | 150 |
| 1956 Lopez.....     | 151 |
| 1957 DeMaestri..... | 135 |
| 1958 Lopez.....     | 151 |
| 1959 Williams.....  | 130 |
| 1960 Tuttle.....    | 151 |
| 1961 Howser.....    | 158 |
| 1962 Siebern.....   | 162 |

|                        |     |
|------------------------|-----|
| 1963 Charles.....      | 158 |
| 1964 Colavito.....     | 160 |
| 1965 Harrelson.....    | 150 |
| Hershberger.....       | 150 |
| 1966 Hershberger.....  | 146 |
| 1967 Campaneris.....   | 147 |
| 1968 Bando.....        | 162 |
| 1969 Bando.....        | 162 |
| 1970 Bando.....        | 155 |
| 1971 Bando.....        | 153 |
| 1972 Bando.....        | 152 |
| 1973 Bando.....        | 162 |
| 1974 Rudi.....         | 158 |
| Tenace.....            | 158 |
| 1975 Bando.....        | 160 |
| Garner.....            | 160 |
| 1976 Garner.....       | 159 |
| 1977 Sanguillen.....   | 152 |
| 1978 Revering.....     | 152 |
| 1979 Newman.....       | 143 |
| 1980 Murphy.....       | 159 |
| 1981 Armas.....        | 109 |
| 1982 Murphy.....       | 151 |
| 1983 Phillips.....     | 148 |
| 1984 Phillips.....     | 154 |
| 1985 Griffin.....      | 162 |
| 1986 Griffin.....      | 162 |
| 1987 Canseco.....      | 159 |
| 1988 Canseco.....      | 158 |
| 1989 D. Henderson..... | 152 |
| 1990 McGwire.....      | 156 |
| 1991 Gallego.....      | 159 |
| 1992 Bordick.....      | 154 |
| 1993 Bordick.....      | 159 |
| 1994 Bordick.....      | 114 |
| 1995 Berroa.....       | 141 |
| 1996 Bordick.....      | 155 |
| 1997 Spiezio.....      | 147 |
| 1998 Grieve.....       | 155 |
| 1999 Tejada.....       | 159 |
| 2000 Tejada.....       | 160 |
| 2001 Long.....         | 162 |
| Tejada.....            | 162 |
| 2002 Long.....         | 162 |
| Tejada.....            | 162 |
| 2003 Tejada.....       | 162 |
| 2004 Hatteberg.....    | 152 |
| 2005 Chavez.....       | 160 |
| 2006 Swisher.....      | 157 |
| 2007 Ellis.....        | 150 |
| Swisher.....           | 150 |
| 2008 Cust.....         | 148 |
| Suzuki.....            | 148 |
| 2009 Cust.....         | 149 |
| 2010 Barton.....       | 159 |
| 2011 Pennington.....   | 148 |
| 2012 Reddick.....      | 156 |
| 2013 Donaldson.....    | 158 |
| 2014 Donaldson.....    | 158 |
| 2015 Semien.....       | 155 |
| 2016 Semien.....       | 159 |
| 2017 K. Davis.....     | 153 |
| Lowrie.....            | 153 |

|                |                      |            |
|----------------|----------------------|------------|
| <b>2018</b>    | <b>Olson</b> .....   | <b>162</b> |
| <b>2019</b>    | <b>Semien</b> .....  | <b>162</b> |
| <b>2020</b>    | <b>Olson</b> .....   | <b>60</b>  |
| <b>At Bats</b> |                      |            |
| 1901           | Fultz .....          | 561        |
| 1902           | Cross .....          | 558        |
| 1903           | Cross .....          | 554        |
| 1904           | Cross .....          | 607        |
| 1905           | Davis .....          | 602        |
| 1906           | Davis .....          | 551        |
| 1907           | Davis .....          | 582        |
| 1908           | Nicholls .....       | 550        |
| 1909           | Collins .....        | 572        |
| 1910           | Collins .....        | 583        |
| 1911           | Baker .....          | 592        |
| 1912           | Baker .....          | 577        |
| 1913           | Baker .....          | 565        |
| 1914           | McInnis .....        | 576        |
| 1915           | Lajoie .....         | 490        |
| 1916           | Witt .....           | 563        |
| 1917           | McInnis .....        | 567        |
| 1918           | Burns .....          | 505        |
| 1919           | Burns .....          | 470        |
| 1920           | Walker .....         | 585        |
| 1921           | Johnson .....        | 613        |
| 1922           | Galloway .....       | 571        |
| 1923           | Hauser .....         | 537        |
| 1924           | Simmons .....        | 594        |
| <b>1925</b>    | <b>Simmons</b> ..... | <b>658</b> |
| 1926           | Simmons .....        | 581        |
| 1927           | Hale .....           | 501        |
| 1928           | Miller .....         | 510        |
| 1929           | Simmons .....        | 581        |
| 1930           | Miller .....         | 585        |
| 1931           | Miller .....         | 534        |
| <b>1932</b>    | <b>Simmons</b> ..... | <b>670</b> |
| <b>1933</b>    | <b>Cramer</b> .....  | <b>661</b> |
| <b>1934</b>    | <b>Cramer</b> .....  | <b>649</b> |
| <b>1935</b>    | <b>Cramer</b> .....  | <b>644</b> |
| <b>1936</b>    | <b>Finney</b> .....  | <b>653</b> |
| 1937           | Moses .....          | 649        |
| 1938           | Moses .....          | 589        |
| 1939           | Johnson .....        | 544        |
| 1940           | Siebert .....        | 595        |
| 1941           | Chapman .....        | 552        |
|                | Johnson .....        | 552        |
| 1942           | Siebert .....        | 612        |
| 1943           | Siebert .....        | 558        |
| 1944           | Hayes .....          | 581        |
| 1945           | Hall .....           | 616        |
| 1946           | Chapman .....        | 545        |
| 1947           | Chapman .....        | 551        |
| 1948           | Majewski .....       | 590        |
| 1949           | Chapman .....        | 589        |
| 1950           | Chapman .....        | 553        |
| 1951           | Joost .....          | 553        |
| 1952           | Philly .....         | 586        |
| 1953           | Philly .....         | 620        |
| 1954           | DeMaestri .....      | 539        |
| 1955           | Power .....          | 596        |
| 1956           | Lopez .....          | 561        |
| 1957           | Power .....          | 467        |
| 1958           | Lopez .....          | 564        |
| 1959           | Williams .....       | 488        |
| 1960           | Lumpe .....          | 574        |
| 1961           | Howser .....         | 611        |

|             |                         |            |
|-------------|-------------------------|------------|
| 1962        | Lumpe .....             | 641        |
| 1963        | Charles .....           | 603        |
| 1964        | Causey .....            | 604        |
| 1965        | Campaneris .....        | 578        |
| 1966        | Campaneris .....        | 573        |
| 1967        | Campaneris .....        | 601        |
| 1968        | Campaneris .....        | 642        |
| 1969        | Bando .....             | 609        |
| 1970        | Campaneris .....        | 603        |
| 1971        | Campaneris .....        | 569        |
| <b>1972</b> | <b>Campaneris</b> ..... | <b>625</b> |
| 1973        | Campaneris .....        | 601        |
| 1974        | Rudi .....              | 593        |
| 1975        | Jackson .....           | 593        |
| 1976        | Baylor .....            | 595        |
| 1977        | Sanguillen .....        | 571        |
| 1978        | Revering .....          | 521        |
| 1979        | Newman .....            | 516        |
| 1980        | Armas .....             | 628        |
| 1981        | Armas .....             | 440        |
| 1982        | Murphy .....            | 543        |
| 1983        | Henderson .....         | 513        |
| 1984        | Lansford .....          | 597        |
| 1985        | Griffin .....           | 614        |
| 1986        | Canseco .....           | 600        |
| 1987        | Canseco .....           | 630        |
| 1988        | Canseco .....           | 610        |
| 1989        | D. Henderson .....      | 579        |
| 1990        | McGwire .....           | 523        |
| 1991        | Canseco .....           | 572        |
|             | D. Henderson .....      | 572        |
| 1992        | Bordick .....           | 504        |
| 1993        | Sierra .....            | 630        |
| 1994        | Sierra .....            | 426        |
| 1995        | Berroa .....            | 546        |
| 1996        | Berroa .....            | 586        |
| 1997        | Spizio .....            | 538        |
| 1998        | Grieve .....            | 583        |
| 1999        | Tejada .....            | 593        |
| 2000        | Tejada .....            | 607        |
| 2001        | Damon .....             | 644        |
| 2002        | Tejada .....            | 662        |
| 2003        | Tejada .....            | 636        |
| 2004        | Kotsay .....            | 606        |
| 2005        | Chavez .....            | 625        |
| 2006        | Payton .....            | 557        |
| 2007        | Ellis .....             | 583        |
| 2008        | Crosby .....            | 556        |
| 2009        | Suzuki .....            | 570        |
| 2010        | Barton .....            | 556        |
| 2011        | Crisp .....             | 531        |
| 2012        | Reddick .....           | 611        |
| 2013        | Lowrie .....            | 603        |
| 2014        | Donaldson .....         | 608        |
| 2015        | Lawrie .....            | 562        |
| 2016        | Semien .....            | 568        |
| 2017        | Healy .....             | 576        |
| 2018        | Semien .....            | 632        |
| 2019        | Semien .....            | 657        |
| 2020        | Semien .....            | 211        |
| <b>Runs</b> |                         |            |
| <b>1901</b> | <b>Lajoie</b> .....     | <b>145</b> |
| <b>1902</b> | <b>Fultz</b> .....      | <b>109</b> |
|             | <b>Hartsel</b> .....    | <b>109</b> |
| 1903        | Pickering .....         | 93         |

|             |                      |            |
|-------------|----------------------|------------|
| 1904        | Murphy .....         | 80         |
|             | Cross .....          | 80         |
| <b>1905</b> | <b>Davis</b> .....   | <b>92</b>  |
| 1906        | Hartsel .....        | 96         |
| 1907        | Hartsel .....        | 93         |
| 1908        | Davis .....          | 65         |
| 1909        | Collins .....        | 104        |
| 1910        | Baker .....          | 83         |
| 1911        | Murphy .....         | 104        |
| <b>1912</b> | <b>Collins</b> ..... | <b>137</b> |
| <b>1913</b> | <b>Collins</b> ..... | <b>125</b> |
| <b>1914</b> | <b>Collins</b> ..... | <b>122</b> |
| 1915        | Strunk .....         | 76         |
| 1916        | Strunk .....         | 71         |
| 1917        | Strunk .....         | 83         |
| 1918        | Burns .....          | 61         |
| 1919        | Burns .....          | 63         |
| 1920        | Dykes .....          | 81         |
| 1921        | Johnson .....        | 93         |
| 1922        | Walker .....         | 111        |
| 1923        | Hauser .....         | 93         |
| 1924        | Hauser .....         | 97         |
| 1925        | Simmons .....        | 122        |
| 1926        | Simmons .....        | 90         |
| 1927        | Cobb .....           | 104        |
| 1928        | Bishop .....         | 104        |
| 1929        | Foxx .....           | 123        |
| <b>1930</b> | <b>Simmons</b> ..... | <b>152</b> |
| 1931        | Bishop .....         | 115        |
| <b>1932</b> | <b>Foxx</b> .....    | <b>151</b> |
| 1933        | Foxx .....           | 125        |
| 1934        | Foxx .....           | 120        |
| 1935        | Foxx .....           | 118        |
| 1936        | Finney .....         | 100        |
| 1937        | Moses .....          | 113        |
| 1938        | Johnson .....        | 114        |
| 1939        | Johnson .....        | 115        |
| 1940        | Johnson .....        | 93         |
| 1941        | Johnson .....        | 98         |
| 1942        | Johnson .....        | 78         |
| 1943        | White .....          | 69         |
| 1944        | Hayes .....          | 62         |
| 1945        | Siebert .....        | 62         |
|             | Hall .....           | 62         |
| 1946        | Chapman .....        | 77         |
| 1947        | Chapman .....        | 84         |
| 1948        | Joost .....          | 99         |
| 1949        | Joost .....          | 128        |
| 1950        | Chapman .....        | 93         |
| 1951        | Joost .....          | 107        |
| 1952        | Joost .....          | 94         |
| 1953        | Zernial .....        | 85         |
| 1954        | Jacobs .....         | 63         |
| 1955        | Power .....          | 91         |
| 1956        | Lopez .....          | 91         |
| 1957        | Zernial .....        | 56         |
| 1958        | Cerv .....           | 93         |
| 1959        | Tuttle .....         | 74         |
| 1960        | Tuttle .....         | 75         |
| 1961        | Howser .....         | 108        |
| 1962        | Siebern .....        | 114        |
| 1963        | Charles .....        | 82         |
| 1964        | Colavito .....       | 89         |
| 1965        | Campaneris .....     | 67         |
| 1966        | Campaneris .....     | 82         |
| 1967        | Campaneris .....     | 85         |
| 1968        | Campaneris .....     | 86         |

|             |                           |            |
|-------------|---------------------------|------------|
| <b>1969</b> | <b>Jackson</b> .....      | <b>123</b> |
| 1970        | Campaneris .....          | 97         |
| 1971        | Jackson .....             | 87         |
| 1972        | Rudi .....                | 94         |
| <b>1973</b> | <b>Jackson</b> .....      | <b>99</b>  |
| 1974        | Jackson .....             | 90         |
| 1975        | Jackson .....             | 91         |
| 1976        | North .....               | 91         |
| 1977        | Page .....                | 85         |
| 1978        | Page .....                | 62         |
| 1979        | Revering .....            | 63         |
| 1980        | Henderson .....           | 111        |
| <b>1981</b> | <b>Henderson</b> .....    | <b>89</b>  |
| 1982        | Henderson .....           | 119        |
| 1983        | Henderson .....           | 105        |
| 1984        | Henderson .....           | 113        |
| 1985        | Davis .....               | 92         |
| 1986        | Canseco .....             | 85         |
| 1987        | McGwire .....             | 97         |
| 1988        | Canseco .....             | 120        |
| 1989        | Lansford .....            | 81         |
| <b>1990</b> | <b>R. Henderson</b> ..... | <b>119</b> |
| 1991        | Canseco .....             | 115        |
| 1992        | McGwire .....             | 87         |
| 1993        | R. Henderson .....        | 77         |
|             | Sierra .....              | 77         |
| 1994        | Javier .....              | 75         |
| 1995        | Berroa .....              | 87         |
| 1996        | McGwire .....             | 104        |
| 1997        | Giambi .....              | 66         |
| 1998        | Henderson .....           | 101        |
| 1999        | Giambi .....              | 115        |
| 2000        | Giambi .....              | 108        |
| 2001        | Giambi .....              | 109        |
| 2002        | Tejada .....              | 108        |
| 2003        | Tejada .....              | 98         |
| 2004        | Byrnes .....              | 91         |
| 2005        | Chavez .....              | 92         |
| 2006        | Swisher .....             | 106        |
| 2007        | Ellis .....               | 84         |
|             | Swisher .....             | 84         |
| 2008        | Cust .....                | 77         |
| 2009        | Cust .....                | 88         |
| 2010        | Barton .....              | 79         |
| 2011        | Crisp .....               | 69         |
|             | Willingham .....          | 69         |
| 2012        | Reddick .....             | 85         |
| 2013        | Crisp .....               | 93         |
| 2014        | Donaldson .....           | 93         |
| 2015        | Burns .....               | 70         |
| 2016        | Davis .....               | 85         |
| 2017        | K. Davis .....            | 91         |
| 2018        | Chapman .....             | 100        |
| 2019        | Semien .....              | 123        |
| 2020        | Canha .....               | 32         |
| <b>Hits</b> |                           |            |
| <b>1901</b> | <b>Lajoie</b> .....       | <b>229</b> |
| 1902        | Cross .....               | 189        |
| 1903        | Cross .....               | 162        |
| 1904        | Cross .....               | 177        |
| 1905        | Davis .....               | 171        |
| 1906        | Davis .....               | 161        |
| 1907        | Davis .....               | 155        |
| 1908        | Murphy .....              | 139        |
| 1909        | Collins .....             | 198        |
| 1910        | Collins .....             | 188        |





|                             |                                |                            |                             |
|-----------------------------|--------------------------------|----------------------------|-----------------------------|
| 1919 Thomas .....10         | 1960 Siebern .....6            | 2000 Piatt .....5          | 1925 Simmons.....24         |
| 1920 Walker .....7          | 1961 Lumpe .....9              | 2001 Damon.....4           | 1926 Simmons.....19         |
| 1921 Dykes .....13          | <b>1962 Cimoli .....15</b>     | Long .....4                | 1927 Simmons.....15         |
| 1922 Miller .....12         | 1963 Cimoli .....11            | 2002 four players tied...4 | 1928 Hauser .....16         |
| 1923 Hauser .....10         | 1964 Green .....5              | 2003 Byrnes .....9         | 1929 Simmons.....34         |
| 1924 Simmons.....9          | Mathews .....5                 | 2004 Dye .....4            | 1930 Foxx .....37           |
| 1925 Simmons.....12         | <b>1965 Campaneris .....12</b> | 2005 Ellis .....5          | 1931 Foxx .....30           |
| 1926 Simmons.....10         | 1966 Campaneris .....10        | 2006 Scutaro .....6        | <b>1932 Foxx .....58</b>    |
| 1927 Simmons.....11         | 1967 Campaneris .....6         | 2007 Buck .....5           | <b>1933 Foxx .....48</b>    |
| 1928 Cochrane.....12        | Monday .....6                  | 2008 Barton .....5         | 1934 Foxx .....44           |
| 1929 Miller .....16         | 1968 Campaneris .....9         | 2009 Davis .....5          | <b>1935 Foxx .....36</b>    |
| 1930 Simmons.....16         | 1969 Green .....6              | 2010 Pennington.....8      | 1936 Johnson .....25        |
| 1931 Simmons.....13         | 1970 Monday.....7              | 2011 Weeks .....8          | 1937 Moses .....25          |
| 1932 Simmons.....9          | 1971 Monday.....4              | 2012 Weeks .....8          | Johnson .....25             |
| Foxx .....9                 | Rudi .....4                    | 2013 Céspedes.....4        | 1938 Johnson .....30        |
| 1933 Higgins .....11        | <b>1972 Rudi .....9</b>        | 2014 Reddick .....7        | 1939 Johnson .....23        |
| 1934 Cramer .....9          | 1973 Campaneris .....6         | 2015 Burns .....9          | 1940 Johnson .....31        |
| 1935 Foxx .....7            | 1974 Campaneris .....8         | 2016 Burns .....4          | 1941 Chapman .....25        |
| Warstler .....7             | 1975 Washington.....7          | Crisp .....4               | 1942 Johnson .....13        |
| 1936 Johnson .....14        | <b>1976 Garner .....12</b>     | 2017 Lowrie .....3         | 1943 Estalella .....11      |
| 1937 Moses .....13          | 1977 Page .....8               | 2018 Chapman .....6        | 1944 Hayes .....13          |
| 1938 Finney .....12         | 1978 Page .....7               | 2019 Semien .....7         | 1945 Estalella .....8       |
| 1939 Johnson .....9         | 1979 Murphy .....4             | 2020 four players tied...2 | 1946 Chapman .....20        |
| 1940 Moses .....9           | 1980 Armas .....8              |                            | 1947 Chapman .....14        |
| 1941 Chapman .....9         | 1981 Henderson .....7          |                            | 1948 Joost .....16          |
| Brancato .....9             | 1982 Henderson .....4          |                            | 1949 Chapman .....24        |
| Suder .....9                | Heath .....4                   |                            | 1950 Chapman .....23        |
| 1942 Valo .....10           | 1983 Henderson .....7          |                            | <b>1951 Zernial .....33</b> |
| 1943 Siebert .....7         | 1984 Lansford .....5           |                            | 1952 Zernial .....29        |
| 1944 Estalella .....9       | Heath .....5                   |                            | 1953 Zernial .....42        |
| 1945 Peck .....9            | 1985 Griffin .....7            |                            | 1954 Wilson .....15         |
| 1946 Valo .....6            | 1986 Griffin .....6            |                            | 1955 Zernial .....30        |
| McQuinn .....6              | 1987 Polonia .....10           |                            | 1956 Simpson .....21        |
| 1947 McCosky .....7         | 1988 Phillips .....4           |                            | 1957 Zernial .....27        |
| 1948 Fain .....6            | Polonia .....4                 |                            | 1958 Cerv .....38           |
| Chapman .....6              | 1989 Phillips .....6           |                            | 1959 Cerv .....20           |
| Coleman .....6              | 1990 R. Henderson.....3        |                            | 1960 Siebern .....19        |
| 1949 Valo .....12           | Randolph .....3                |                            | 1961 Siebern .....18        |
| 1950 Dillinger .....9       | 1991 three players tied..4     |                            | 1962 Siebern .....25        |
| 1951 Valo .....8            | 1992 Wilson .....5             |                            | 1963 Siebern .....16        |
| 1952 Michaels .....5        | 1993 Sierra .....5             |                            | 1964 Colavito .....34       |
| 1953 Philley .....9         | 1994 Bordick .....4            |                            | 1965 Harrelson .....23      |
| 1954 Finigan .....6         | 1995 Gates .....4              |                            | 1966 Repoz .....11          |
| Valo .....6                 | 1996 Bordick .....4            |                            | 1967 Monday .....14         |
| 1955 Power .....10          | Young .....4                   |                            | 1968 Jackson .....29        |
| <b>1956 Simpson .....11</b> | 1997 McDonald.....4            |                            | 1969 Jackson .....47        |
| 1957 Simpson .....6         | Spiezo .....4                  |                            | 1970 Mincher .....27        |
| DeMaestri .....6            | 1998 three players tied..2     |                            | 1971 Mincher .....32        |
| 1958 Tuttle .....9          | 1999 Phillips .....4           |                            | 1972 Epstein .....26        |
| 1959 Maris .....7           | Tejada .....4                  |                            | <b>1973 Jackson .....32</b> |

### Home Runs

|                             |
|-----------------------------|
| <b>1901 Lajoie .....14</b>  |
| <b>1902 Seybold .....16</b> |
| 1903 Seybold .....8         |
| <b>1904 Davis .....10</b>   |
| <b>1905 Davis .....8</b>    |
| <b>1906 Davis .....12</b>   |
| <b>1907 Davis .....8</b>    |
| 1908 Davis .....5           |
| 1909 Murphy .....5          |
| 1910 Murphy .....4          |
| Oldring .....4              |
| <b>1911 Baker .....11</b>   |
| <b>1912 Baker .....10</b>   |
| <b>1913 Baker .....12</b>   |
| <b>1914 Baker .....9</b>    |
| 1915 Oldring .....6         |
| 1916 Schang .....7          |
| 1917 Bodie .....7           |
| <b>1918 Walker .....11</b>  |
| 1919 Walker .....10         |
| 1920 Walker .....17         |
| 1921 Walker .....23         |
| 1922 Walker .....37         |
| 1923 Hauser .....16         |
| 1924 Hauser .....27         |

## FRANCHISE MONTHLY BESTS

### Wins

|                 |
|-----------------|
| 26 July, 1931   |
| 25 July, 1928   |
| 24 August, 2002 |
| 24 July, 1929   |
| 23 August, 1971 |
| 23 May, 1931    |
| 23 July, 1930   |
| 23 August, 1914 |
| 22 five times   |

### Losses

|                    |
|--------------------|
| 28 July, 1916      |
| 27 September, 1940 |
| 27 September, 1915 |
| 26 August, 1960    |
| 26 August, 1945    |
| 26 August, 1943    |
| 25 July, 1936      |
| 25 August, 1938    |
| 24 June, 1979      |
| 24 June, 1920      |

### Highest Winning Pct.

|                          |
|--------------------------|
| .857 (24-4) August, 2002 |
| .857 (18-3) April, 1981  |
| .852 (23-4) May, 1931    |
| .821 (23-5) August, 1914 |
| .815 (22-5) May, 1929    |
| .810 (17-4) Sept., 2001  |
| .800 (20-5) May, 1910    |
| .792 (19-5) July, 2012   |
| .788 (26-7) July, 1931   |
| .778 (21-6) Sept., 1911  |
| .778 (21-6) August, 2006 |

### Lowest Winning Pct.

|                          |
|--------------------------|
| .067 (2-28) July, 1916   |
| .077 (1-12) April, 1951  |
| .103 (3-26) August, 1943 |
| .130 (3-20) July, 1938   |
| .136 (3-19) June, 1916   |
| .143 (4-24) June, 1920   |
| .156 (5-27) Sept., 1915  |
| .167 (4-20) August, 1915 |
| .167 (2-10) April, 1966  |
| .167 (2-10) April, 1935  |

|             |                |                |
|-------------|----------------|----------------|
| 1974        | Jackson        | .....29        |
| <b>1975</b> | <b>Jackson</b> | <b>.....36</b> |
| 1976        | Bando          | .....27        |
| 1977        | Gross          | .....22        |
| 1978        | Page           | .....17        |
| 1979        | Newman         | .....22        |
| 1980        | Armas          | .....35        |
| <b>1981</b> | <b>Armas</b>   | <b>.....22</b> |
| 1982        | Armas          | .....28        |
| 1983        | Murphy         | .....17        |
|             | Lopes          | .....17        |
| 1984        | Kingman        | .....35        |
| 1985        | Kingman        | .....30        |
| 1986        | Kingman        | .....35        |
| <b>1987</b> | <b>McGwire</b> | <b>.....49</b> |
| <b>1988</b> | <b>Canseco</b> | <b>.....42</b> |
| 1989        | McGwire        | .....33        |
| 1990        | McGwire        | .....39        |
| <b>1991</b> | <b>Canseco</b> | <b>.....44</b> |
| 1992        | McGwire        | .....42        |
| 1993        | Sierra         | .....22        |
| 1994        | Sierra         | .....23        |
| 1995        | McGwire        | .....39        |
| <b>1996</b> | <b>McGwire</b> | <b>.....52</b> |
| 1997        | McGwire        | .....34        |
| 1998        | Giambi         | .....27        |
| 1999        | Stairs         | .....38        |
| 2000        | Giambi         | .....43        |
| 2001        | Giambi         | .....38        |
| 2002        | Chavez         | .....34        |
|             | Tejada         | .....34        |
| 2003        | Chavez         | .....29        |
| 2004        | Chavez         | .....29        |
| 2005        | Chavez         | .....27        |
| 2006        | Thomas         | .....39        |
| 2007        | Cust           | .....26        |
| 2008        | Cust           | .....33        |
| 2009        | Cust           | .....25        |
| 2010        | Kouzmanoff     | .....16        |
| 2011        | Willingham     | .....29        |
| 2012        | Reddick        | .....32        |
| 2013        | Moss           | .....30        |
| 2014        | Donaldson      | .....29        |
| 2015        | Reddick        | .....20        |
| 2016        | Davis          | .....42        |
| 2017        | Davis          | .....43        |
| <b>2018</b> | <b>Davis</b>   | <b>.....48</b> |
| 2019        | Chapman        | .....36        |
|             | Olson          | .....36        |
| 2020        | Olson          | .....14        |

### Runs Batted In

|             |               |                 |
|-------------|---------------|-----------------|
| <b>1901</b> | <b>Lajoie</b> | <b>.....125</b> |
| 1902        | Cross         | .....108        |
| 1903        | Cross         | .....90         |
| 1904        | Murphy        | .....77         |
| <b>1905</b> | <b>Davis</b>  | <b>.....83</b>  |
| <b>1906</b> | <b>Davis</b>  | <b>.....96</b>  |
| 1907        | Davis         | .....87         |
| 1908        | Murphy        | .....66         |
| 1909        | Baker         | .....85         |
| 1910        | Collins       | .....81         |
| 1911        | Baker         | .....115        |
| <b>1912</b> | <b>Baker</b>  | <b>.....130</b> |
| <b>1913</b> | <b>Baker</b>  | <b>.....117</b> |
| 1914        | McInnis       | .....95         |
| 1915        | Lajoie        | .....61         |

|             |                |                 |
|-------------|----------------|-----------------|
| 1916        | McInnis        | .....60         |
| 1917        | Bodie          | .....74         |
| 1918        | Burns          | .....70         |
| 1919        | Walker         | .....64         |
| 1920        | Walker         | .....82         |
| 1921        | Walker         | .....101        |
| 1922        | Walker         | .....99         |
| 1923        | Hauser         | .....94         |
| 1924        | Hauser         | .....115        |
| 1925        | Simmons        | .....129        |
| 1926        | Simmons        | .....109        |
| 1927        | Simmons        | .....108        |
| 1928        | Simmons        | .....107        |
| <b>1929</b> | <b>Simmons</b> | <b>.....157</b> |
| 1930        | Simmons        | .....165        |
| 1931        | Simmons        | .....128        |
| <b>1932</b> | <b>Foxx</b>    | <b>.....169</b> |
| <b>1933</b> | <b>Foxx</b>    | <b>.....163</b> |
| 1934        | Foxx           | .....130        |
| 1935        | Foxx           | .....115        |
| 1936        | Johnson        | .....121        |
| 1937        | Johnson        | .....108        |
| 1938        | Johnson        | .....113        |
| 1939        | Johnson        | .....114        |
| 1940        | Johnson        | .....103        |
| 1941        | Johnson        | .....107        |
| 1942        | Johnson        | .....80         |
| 1943        | Estalella      | .....63         |
| 1944        | Hayes          | .....78         |
| 1945        | Kell           | .....56         |
| 1946        | Chapman        | .....67         |
| 1947        | Chapman        | .....83         |
| 1948        | Majeski        | .....120        |
| 1949        | Chapman        | .....108        |
| 1950        | Chapman        | .....95         |
| <b>1951</b> | <b>Zernial</b> | <b>.....125</b> |
| 1952        | Zernial        | .....100        |
| 1953        | Zernial        | .....108        |
| 1954        | Zernial        | .....62         |
| 1955        | Zernial        | .....84         |
| 1956        | Simpson        | .....105        |
| 1957        | Zernial        | .....69         |
| 1958        | Cerv           | .....104        |
| 1959        | Cerv           | .....87         |
| 1960        | Siebern        | .....69         |
| 1961        | Siebern        | .....98         |
| 1962        | Siebern        | .....117        |
| 1963        | Siebern        | .....83         |
| 1964        | Colavito       | .....102        |
| 1965        | Harrelson      | .....66         |
| 1966        | Green          | .....62         |
| 1967        | Monday         | .....58         |
| 1968        | Jackson        | .....74         |
| 1969        | Jackson        | .....118        |
| 1970        | Bando          | .....75         |
| 1971        | Bando          | .....94         |
| 1972        | Bando          | .....77         |
| <b>1973</b> | <b>Jackson</b> | <b>.....117</b> |
| 1974        | Bando          | .....103        |
| 1975        | Jackson        | .....104        |
| 1976        | Rudi           | .....94         |
| 1977        | Page           | .....75         |
| 1978        | Page           | .....70         |
| 1979        | Revering       | .....77         |
| 1980        | Armas          | .....109        |
| 1981        | Armas          | .....76         |
| 1982        | Murphy         | .....94         |

|             |                |                 |
|-------------|----------------|-----------------|
| 1983        | Murphy         | .....75         |
| 1984        | Kingman        | .....118        |
| 1985        | Kingman        | .....91         |
| 1986        | Canseco        | .....117        |
| 1987        | McGwire        | .....118        |
| <b>1988</b> | <b>Canseco</b> | <b>.....124</b> |
| 1989        | Parker         | .....97         |
| 1990        | McGwire        | .....108        |
| 1991        | Canseco        | .....122        |
| 1992        | McGwire        | .....104        |
| 1993        | Sierra         | .....101        |
| 1994        | Sierra         | .....92         |
| 1995        | McGwire        | .....90         |
| 1996        | McGwire        | .....113        |
| 1997        | McGwire        | .....81         |
|             | Giambi         | .....81         |
| 1998        | Giambi         | .....110        |
| 1999        | Giambi         | .....123        |
| 2000        | Giambi         | .....137        |
| 2001        | Giambi         | .....120        |
| 2002        | Tejada         | .....131        |
| 2003        | Tejada         | .....106        |
| 2004        | Durazo         | .....88         |
| 2005        | Chavez         | .....101        |
| 2006        | Thomas         | .....114        |
| 2007        | Cust           | .....82         |
| 2008        | Cust           | .....77         |
| 2009        | Suzuki         | .....88         |
| 2010        | Suzuki         | .....71         |
|             | Kouzmanoff     | .....71         |
| 2011        | Willingham     | .....98         |
| 2012        | Reddick        | .....85         |
| 2013        | Donaldson      | .....93         |
| 2014        | Donaldson      | .....98         |
| 2015        | Reddick        | .....77         |
| 2016        | Davis          | .....102        |
| 2017        | Davis          | .....110        |
| 2018        | Davis          | .....123        |
| 2019        | Semien         | .....92         |
| 2020        | Olson          | .....42         |

### Slugging Percentage

|             |               |                 |
|-------------|---------------|-----------------|
| <b>1901</b> | <b>Lajoie</b> | <b>.....635</b> |
| 1902        | Seybold       | .....503        |
| 1903        | Seybold       | .....462        |
| 1904        | Davis         | .....511        |
| 1905        | Davis         | .....422        |
| 1906        | Davis         | .....459        |
| 1907        | Davis         | .....399        |
| 1908        | Collins       | .....379        |
| 1909        | Collins       | .....449        |
| 1910        | Murphy        | .....436        |
| 1911        | Baker         | .....502        |
| 1912        | Baker         | .....541        |
| 1913        | Baker         | .....492        |
| 1914        | Collins       | .....452        |
| 1915        | Strunk        | .....427        |
| 1916        | Strunk        | .....421        |
| 1917        | Bodie         | .....418        |
| 1918        | Burns         | .....467        |
| 1919        | Walker        | .....450        |
| 1920        | Dugan         | .....442        |
| 1921        | Walker        | .....504        |
| 1922        | Miller        | .....553        |
| 1923        | Hauser        | .....473        |
| 1924        | Hauser        | .....516        |
| 1925        | Simmons       | .....596        |

|             |                |                 |
|-------------|----------------|-----------------|
| 1926        | Simmons        | .....566        |
| 1927        | Simmons        | .....645        |
| 1928        | Simmons        | .....558        |
| 1929        | Simmons        | .....642        |
| 1930        | Simmons        | .....708        |
| 1931        | Simmons        | .....641        |
| <b>1932</b> | <b>Foxx</b>    | <b>.....749</b> |
| <b>1933</b> | <b>Foxx</b>    | <b>.....703</b> |
| 1934        | Foxx           | .....653        |
| <b>1935</b> | <b>Foxx</b>    | <b>.....636</b> |
| 1936        | Johnson        | .....525        |
| 1937        | Johnson        | .....556        |
| 1938        | Johnson        | .....552        |
| 1939        | Johnson        | .....553        |
| 1940        | Johnson        | .....514        |
| 1941        | Chapman        | .....543        |
| 1942        | Johnson        | .....451        |
| 1943        | Siebert        | .....328        |
| 1944        | Siebert        | .....423        |
| 1945        | Estalella      | .....435        |
| 1946        | Chapman        | .....429        |
| 1947        | Fain           | .....423        |
| 1948        | Majeski        | .....454        |
| 1949        | Chapman        | .....455        |
| 1950        | Lehner         | .....436        |
| 1951        | Zernial        | .....525        |
| 1952        | Zernial        | .....452        |
| 1953        | Zernial        | .....559        |
| 1954        | Finigan        | .....421        |
| 1955        | Zernial        | .....508        |
| 1956        | Simpson        | .....490        |
| 1957        | Zernial        | .....471        |
| 1958        | Cerv           | .....592        |
| 1959        | Cerv           | .....479        |
| 1960        | Siebern        | .....471        |
| 1961        | Siebern        | .....475        |
| 1962        | Siebern        | .....495        |
| 1963        | Siebern        | .....410        |
| 1964        | Colavito       | .....507        |
| 1965        | Harrelson      | .....429        |
| 1966        | Campaneris     | .....369        |
| 1967        | Monday         | .....419        |
| 1968        | Jackson        | .....452        |
| <b>1969</b> | <b>Jackson</b> | <b>.....608</b> |
| 1970        | Mincher        | .....460        |
| 1971        | Jackson        | .....508        |
| 1972        | Epstein        | .....490        |
| <b>1973</b> | <b>Jackson</b> | <b>.....531</b> |
| 1974        | Jackson        | .....514        |
| 1975        | Jackson        | .....511        |
| 1976        | Tenace         | .....458        |
| 1977        | Page           | .....521        |
| 1978        | Page           | .....459        |
| 1979        | Revering       | .....483        |
| 1980        | Armas          | .....500        |
| 1981        | Armas          | .....480        |
| 1982        | Armas          | .....433        |
| 1983        | Lopes          | .....423        |
| 1984        | Kingman        | .....505        |
| 1985        | Davis          | .....484        |
| 1986        | Canseco        | .....457        |
| <b>1987</b> | <b>McGwire</b> | <b>.....618</b> |
| <b>1988</b> | <b>Canseco</b> | <b>.....569</b> |
| 1989        | McGwire        | .....467        |
| 1990        | R. Henderson   | .....577        |
| 1991        | Canseco        | .....556        |
| <b>1992</b> | <b>McGwire</b> | <b>.....585</b> |

|      |              |     |
|------|--------------|-----|
| 1993 | R. Henderson | 553 |
| 1994 | Berroa       | 485 |
| 1995 | McGwire      | 685 |
| 1996 | McGwire      | 730 |
| 1997 | Giambi       | 495 |
| 1998 | Stairs       | 511 |
| 1999 | Jaha         | 556 |
| 2000 | Giambi       | 647 |
| 2001 | Giambi       | 660 |
| 2002 | Chavez       | 513 |
| 2003 | Chavez       | 514 |
| 2004 | Durazo       | 523 |
| 2005 | Chavez       | 466 |
| 2006 | Thomas       | 545 |
| 2007 | Cust         | 504 |
| 2008 | Cust         | 476 |
| 2009 | Suzuki       | 421 |
| 2010 | Barton       | 405 |
| 2011 | Willingham   | 477 |
| 2012 | Céspedes     | 505 |
| 2013 | Moss         | 522 |
| 2014 | Donaldson    | 456 |
| 2015 | Reddick      | 449 |
| 2016 | Davis        | 524 |
| 2017 | Davis        | 528 |
| 2018 | Davis        | 549 |
| 2019 | Olson        | 545 |
| 2020 | Grossman     | 482 |

**Walks**

|      |           |     |
|------|-----------|-----|
| 1901 | Seybold   | 40  |
| 1902 | Hartsel   | 87  |
| 1903 | Pickering | 53  |
| 1904 | Hartsel   | 75  |
| 1905 | Hartsel   | 121 |
| 1906 | Hartsel   | 88  |
| 1907 | Hartsel   | 106 |
| 1908 | Hartsel   | 93  |
| 1909 | Collins   | 62  |
| 1910 | Hartsel   | 58  |
| 1911 | Collins   | 62  |
| 1912 | Collins   | 101 |
| 1913 | Collins   | 85  |
| 1914 | Collins   | 97  |
| 1915 | Schang    | 66  |
| 1916 | Strunk    | 66  |
| 1917 | Strunk    | 68  |
| 1918 | Jamieson  | 54  |
| 1919 | Witt      | 46  |
| 1920 | Dykes     | 52  |
| 1921 | Witt      | 77  |
| 1922 | Walker    | 61  |
| 1923 | Hauser    | 94  |
| 1924 | Hauser    | 56  |
| 1925 | Bishop    | 87  |
| 1926 | Bishop    | 116 |
| 1927 | Bishop    | 105 |
| 1928 | Bishop    | 97  |
| 1929 | Bishop    | 128 |
| 1930 | Bishop    | 128 |
| 1931 | Bishop    | 112 |
| 1932 | Foxx      | 116 |
| 1933 | Bishop    | 106 |
|      | Cochrane  | 106 |
| 1934 | Foxx      | 111 |
| 1935 | Foxx      | 114 |
| 1936 | Johnson   | 88  |

|      |              |     |
|------|--------------|-----|
| 1937 | Johnson      | 98  |
| 1938 | Werber       | 93  |
| 1939 | Johnson      | 99  |
| 1940 | Johnson      | 83  |
| 1941 | Johnson      | 95  |
|      | McCoy        | 95  |
| 1942 | Johnson      | 82  |
| 1943 | White        | 61  |
| 1944 | Siebert      | 62  |
| 1945 | Estalella    | 74  |
| 1946 | McQuinn      | 64  |
| 1947 | Joost        | 114 |
| 1948 | Joost        | 119 |
| 1949 | Joost        | 149 |
| 1950 | Fain         | 133 |
| 1951 | Joost        | 106 |
| 1952 | Joost        | 122 |
| 1953 | Robinson     | 63  |
| 1954 | Finigan      | 64  |
| 1955 | Finigan      | 61  |
| 1956 | Lopez        | 63  |
| 1957 | Lopez        | 41  |
| 1958 | Tuttle       | 74  |
| 1959 | Maris        | 58  |
| 1960 | Siebern      | 72  |
| 1961 | Howser       | 92  |
| 1962 | Siebern      | 110 |
| 1963 | Siebern      | 79  |
| 1964 | Causey       | 88  |
| 1965 | Harrelson    | 66  |
| 1966 | Hersberger   | 47  |
| 1967 | Gosger       | 53  |
| 1968 | Monday       | 72  |
| 1969 | Jackson      | 114 |
| 1970 | Bando        | 118 |
| 1971 | Bando        | 86  |
| 1972 | Epstein      | 68  |
| 1973 | Tenace       | 101 |
| 1974 | Tenace       | 110 |
| 1975 | Tenace       | 106 |
| 1976 | Tenace       | 81  |
| 1977 | Gross        | 86  |
| 1978 | Page         | 53  |
| 1979 | Murphy       | 83  |
| 1980 | Henderson    | 117 |
| 1981 | Murphy       | 73  |
| 1982 | Henderson    | 116 |
| 1983 | Henderson    | 103 |
| 1984 | Henderson    | 88  |
| 1985 | Murphy       | 84  |
| 1986 | Phillips     | 76  |
| 1987 | McGwire      | 71  |
| 1988 | Canseco      | 78  |
| 1989 | McGwire      | 83  |
| 1990 | McGwire      | 110 |
| 1991 | R. Henderson | 98  |
| 1992 | R. Henderson | 95  |
| 1993 | R. Henderson | 85  |
| 1994 | Henderson    | 72  |
| 1995 | McGwire      | 88  |
| 1996 | McGwire      | 116 |
| 1997 | McGwire      | 58  |
| 1998 | Henderson    | 118 |
| 1999 | Giambi       | 105 |
| 2000 | Giambi       | 137 |
| 2001 | Giambi       | 129 |
| 2002 | Justice      | 70  |

|      |            |     |
|------|------------|-----|
| 2003 | Durazo     | 100 |
| 2004 | Chavez     | 95  |
| 2005 | Chavez     | 58  |
| 2006 | Swisher    | 97  |
| 2007 | Cust       | 105 |
| 2008 | Cust       | 111 |
| 2009 | Cust       | 93  |
| 2010 | Barton     | 110 |
| 2011 | Matsui     | 56  |
|      | Willingham | 56  |
| 2012 | Reddick    | 55  |
| 2013 | Donaldson  | 76  |
| 2014 | Donaldson  | 56  |
| 2015 | Vogt       | 76  |
| 2016 | Semien     | 51  |
| 2017 | K. Davis   | 73  |
|      | Lowrie     | 73  |
| 2018 | Lowrie     | 78  |
| 2019 | Semien     | 87  |
| 2020 | Canha      | 37  |

**Strikeouts**

|      |           |     |
|------|-----------|-----|
| 1913 | Murphy    | 44  |
|      | Schang    | 44  |
| 1914 | Murphy    | 46  |
| 1915 | Walsh     | 64  |
| 1916 | Witt      | 71  |
| 1917 | Grover    | 53  |
| 1918 | Dugan     | 55  |
|      | Kopp      | 55  |
| 1919 | Thomas    | 52  |
| 1920 | Dykes     | 73  |
| 1921 | Dykes     | 95  |
| 1922 | Dykes     | 78  |
| 1923 | Hauser    | 52  |
| 1924 | Simmons   | 60  |
| 1925 | Dykes     | 49  |
| 1926 | Simmons   | 49  |
| 1927 | Hale      | 32  |
| 1928 | Hauser    | 45  |
| 1929 | Foxx      | 70  |
| 1930 | Foxx      | 66  |
| 1931 | Foxx      | 84  |
| 1932 | Foxx      | 96  |
| 1933 | Foxx      | 93  |
| 1934 | Foxx      | 75  |
| 1935 | Foxx      | 99  |
| 1936 | Johnson   | 71  |
| 1937 | Peters    | 59  |
| 1938 | Chapman   | 94  |
| 1939 | Nagel     | 86  |
| 1940 | Chapman   | 96  |
| 1941 | Johnson   | 75  |
| 1942 | Johnson   | 61  |
| 1943 | White     | 51  |
| 1944 | Estalella | 60  |
| 1945 | Estalella | 46  |
| 1946 | Chapman   | 66  |
| 1947 | Joost     | 110 |
| 1948 | Joost     | 87  |
| 1949 | Joost     | 80  |
| 1950 | Chapman   | 79  |
| 1951 | Zernial   | 99  |
| 1952 | Joost     | 94  |
| 1953 | Zernial   | 79  |
| 1954 | Finigan   | 66  |
| 1955 | Zernial   | 90  |

|      |              |     |
|------|--------------|-----|
| 1956 | Simpson      | 82  |
| 1957 | Zernial      | 84  |
| 1958 | DeMaestri    | 84  |
| 1959 | Cerv         | 87  |
| 1960 | Williams     | 68  |
|      | Siebern      | 68  |
| 1961 | Siebern      | 91  |
| 1962 | Cimoli       | 89  |
| 1963 | Siebern      | 82  |
| 1964 | Mathews      | 143 |
| 1965 | Harrelson    | 112 |
| 1966 | Green        | 101 |
| 1967 | Monday       | 107 |
| 1968 | Jackson      | 171 |
| 1969 | Jackson      | 142 |
| 1970 | Jackson      | 135 |
| 1971 | Jackson      | 161 |
| 1972 | Jackson      | 125 |
| 1973 | Jackson      | 116 |
| 1974 | Jackson      | 105 |
|      | Tenace       | 105 |
| 1975 | Jackson      | 133 |
| 1976 | North        | 95  |
| 1977 | Gross        | 84  |
| 1978 | Page         | 95  |
| 1979 | Page         | 93  |
| 1980 | Armas        | 123 |
| 1981 | Armas        | 115 |
| 1982 | Armas        | 128 |
| 1983 | Murphy       | 105 |
| 1984 | Kingman      | 119 |
| 1985 | Murphy       | 123 |
| 1986 | Canseco      | 175 |
| 1987 | Canseco      | 157 |
| 1988 | Canseco      | 128 |
| 1989 | D. Henderson | 131 |
| 1990 | Canseco      | 158 |
| 1991 | Canseco      | 152 |
| 1992 | McGwire      | 105 |
| 1993 | D. Henderson | 113 |
| 1994 | Javier       | 76  |
| 1995 | Berroa       | 98  |
| 1996 | Berroa       | 122 |
| 1997 | Canseco      | 122 |
| 1998 | Grieve       | 123 |
| 1999 | Jaha         | 129 |
| 2000 | Grieve       | 130 |
| 2001 | Long         | 103 |
| 2002 | Chavez       | 119 |
| 2003 | Durazo       | 105 |
| 2004 | Crosby       | 141 |
| 2005 | Chavez       | 129 |
| 2006 | Swisher      | 152 |
| 2007 | Cust         | 164 |
| 2008 | Cust         | 197 |
| 2009 | Cust         | 185 |
| 2010 | Cust         | 127 |
| 2011 | Willingham   | 150 |
| 2012 | Reddick      | 151 |
| 2013 | Moss         | 140 |
| 2014 | Moss         | 153 |
| 2015 | Lawrie       | 144 |
| 2016 | Davis        | 166 |
| 2017 | Davis        | 195 |
| 2018 | Davis        | 175 |
| 2019 | Chapman      | 147 |
| 2020 | Olson        | 77  |

**Stolen Bases**

|             |                |           |
|-------------|----------------|-----------|
| 1901        | Fultz          | 36        |
| <b>1902</b> | <b>Hartsel</b> | <b>47</b> |
| 1903        | Pickering      | 40        |
| 1904        | Murphy         | 22        |
| <b>1905</b> | <b>Hoffman</b> | <b>46</b> |
| 1906        | Hartsel        | 31        |
| 1907        | Oldring        | 29        |
| 1908        | Davis          | 20        |
| 1909        | Collins        | 67        |
| <b>1910</b> | <b>Collins</b> | <b>81</b> |
| 1911        | Collins        | 38        |
|             | Baker          | 38        |
| 1912        | Collins        | 63        |
| 1913        | Collins        | 54        |
| 1914        | Collins        | 58        |
| 1915        | Walsh          | 22        |
| 1916        | Walsh          | 27        |
| 1917        | McInnis        | 18        |
| 1918        | Kopp           | 22        |
| 1919        | Kopp           | 16        |
| 1920        | Walker         | 9         |
| 1921        | Witt           | 16        |
| 1922        | Miller         | 10        |
|             | Galloway       | 10        |
| 1923        | Mathews        | 16        |
| 1924        | Simmons        | 16        |
| 1925        | Galloway       | 16        |
| 1926        | Simmons        | 10        |
| 1927        | Cobb           | 22        |
| 1928        | Miller         | 10        |
| 1929        | Miller         | 24        |
| 1930        | Miller         | 13        |
| 1931        | Miller         | 5         |

|             |               |           |
|-------------|---------------|-----------|
| 1932        | McNair        | 8         |
|             | Dykes         | 8         |
| 1933        | Johnson       | 8         |
|             | Cochrane      | 8         |
| 1934        | Johnson       | 12        |
| 1935        | Warstler      | 8         |
| 1936        | Newsome       | 13        |
| <b>1937</b> | <b>Werber</b> | <b>35</b> |
| 1938        | Werber        | 19        |
| 1939        | Johnson       | 15        |
| 1940        | Hayes         | 9         |
| 1941        | Chapman       | 6         |
|             | Johnson       | 6         |
| 1942        | Valo          | 13        |
| 1943        | Welaj         | 12        |
|             | White         | 12        |
| 1944        | Garrison      | 10        |
| 1945        | Peck          | 5         |
| 1946        | Valo          | 9         |
| 1947        | Valo          | 11        |
| 1948        | Fain          | 10        |
|             | Valo          | 10        |
| 1949        | Valo          | 14        |
| 1950        | Valo          | 12        |
| 1951        | Valo          | 11        |
| 1952        | Valo          | 12        |
| 1953        | Philly        | 13        |
| 1954        | Jacobs        | 17        |
| 1955        | Valo          | 5         |
| 1956        | Pilarcik      | 9         |
| 1957        | Martin        | 7         |
| 1958        | Tuttle        | 7         |
| 1959        | Tuttle        | 10        |
| 1960        | Snyder        | 7         |

|             |                     |            |
|-------------|---------------------|------------|
| 1961        | Howser              | 37         |
| 1962        | Charles             | 20         |
| 1963        | Tartabull           | 16         |
| 1964        | Charles             | 12         |
| <b>1965</b> | <b>Campaneris</b>   | <b>51</b>  |
| <b>1966</b> | <b>Campaneris</b>   | <b>52</b>  |
| <b>1967</b> | <b>Campaneris</b>   | <b>55</b>  |
| <b>1968</b> | <b>Campaneris</b>   | <b>62</b>  |
| 1969        | Campaneris          | 62         |
| <b>1970</b> | <b>Campaneris</b>   | <b>42</b>  |
| 1971        | Campaneris          | 34         |
| <b>1972</b> | <b>Campaneris</b>   | <b>52</b>  |
| 1973        | North               | 53         |
| <b>1974</b> | <b>North</b>        | <b>54</b>  |
| 1975        | Washington          | 40         |
| <b>1976</b> | <b>North</b>        | <b>75</b>  |
| 1977        | Page                | 42         |
| 1978        | Dilone              | 50         |
| 1979        | Henderson           | 33         |
| <b>1980</b> | <b>Henderson</b>    | <b>100</b> |
| <b>1981</b> | <b>Henderson</b>    | <b>56</b>  |
| <b>1982</b> | <b>Henderson</b>    | <b>130</b> |
| <b>1983</b> | <b>Henderson</b>    | <b>108</b> |
| <b>1984</b> | <b>Henderson</b>    | <b>66</b>  |
| 1985        | Collins             | 29         |
| 1986        | Griffin             | 33         |
| 1987        | Polonia             | 29         |
| 1988        | Canseco             | 40         |
| 1989        | R. Henderson        | 52         |
| <b>1990</b> | <b>R. Henderson</b> | <b>65</b>  |
| <b>1991</b> | <b>R. Henderson</b> | <b>58</b>  |
| 1992        | R. Henderson        | 48         |
| 1993        | R. Henderson        | 31         |
| 1994        | Javier              | 24         |

|             |                  |           |
|-------------|------------------|-----------|
| 1995        | Javier           | 36        |
| 1996        | Battle           | 10        |
| 1997        | McDonald         | 13        |
| <b>1998</b> | <b>Henderson</b> | <b>66</b> |
| 1999        | Phillips         | 11        |
|             | Velarde          | 11        |
| 2000        | Velarde          | 9         |
| 2001        | Damon            | 27        |
| 2002        | Chavez           | 8         |
| 2003        | Byrnes           | 10        |
|             | Tejada           | 10        |
| 2004        | Byrnes           | 17        |
| 2005        | Kendall          | 8         |
| 2006        | Kendall          | 11        |
| 2007        | Stewart          | 11        |
| 2008        | Davis            | 25        |
| 2009        | Davis            | 41        |
| 2010        | Davis            | 50        |
| <b>2011</b> | <b>Crisp</b>     | <b>49</b> |
| 2012        | Crisp            | 39        |
| 2013        | Crisp            | 21        |
| 2014        | Gentry           | 20        |
| 2015        | Burns            | 26        |
| 2016        | Burns            | 14        |
| 2017        | R. Davis         | 26        |
| 2018        | Semien           | 14        |
| 2019        | Laureano         | 13        |
| 2020        | Grossman         | 8         |

**Bold denotes tied or led league**

## ATHLETICS YEAR-BY-YEAR PITCHING LEADERS

**Wins**

|             |                |           |
|-------------|----------------|-----------|
| 1901        | Fraser         | 20        |
| 1902        | Waddell        | 24        |
| 1903        | Plank          | 23        |
| 1904        | Plank          | 26        |
| <b>1905</b> | <b>Waddell</b> | <b>26</b> |
| 1906        | Plank          | 19        |
| 1907        | Plank          | 24        |
| 1908        | Vickers        | 18        |
| 1909        | Plank          | 19        |
| <b>1910</b> | <b>Coombs</b>  | <b>31</b> |
| <b>1911</b> | <b>Coombs</b>  | <b>28</b> |
| 1912        | Plank          | 26        |
| 1913        | Bender         | 21        |
| 1914        | Bender         | 17        |
|             | Bush           | 17        |
| 1915        | Wyckoff        | 10        |
| 1916        | Bush           | 15        |
| 1917        | Bush           | 11        |
| 1918        | Perry          | 21        |
| 1919        | Johnson        | 9         |
|             | Kinney         | 9         |
| 1920        | Perry          | 11        |
| 1921        | Rommel         | 16        |
| <b>1922</b> | <b>Rommel</b>  | <b>27</b> |
| 1923        | Rommel         | 18        |
| 1924        | Rommel         | 18        |
| <b>1925</b> | <b>Rommel</b>  | <b>21</b> |

|             |                 |           |
|-------------|-----------------|-----------|
| 1926        | Grove           | 13        |
| 1927        | Grove           | 20        |
| <b>1928</b> | <b>Grove</b>    | <b>24</b> |
| <b>1929</b> | <b>Earnshaw</b> | <b>24</b> |
| <b>1930</b> | <b>Grove</b>    | <b>28</b> |
| <b>1931</b> | <b>Grove</b>    | <b>31</b> |
| 1932        | Grove           | 25        |
| <b>1933</b> | <b>Grove</b>    | <b>24</b> |
| 1934        | Marcum          | 14        |
| 1935        | Marcum          | 17        |
| 1936        | Kelley          | 15        |
| 1937        | Kelley          | 13        |
| 1938        | Caster          | 16        |
| 1939        | Nelson          | 10        |
| 1940        | Babich          | 14        |
| 1941        | Knott           | 13        |
| 1942        | Marchildon      | 17        |
| 1943        | Flores          | 12        |
| 1944        | Christopher     | 14        |
| 1945        | Christopher     | 13        |
| 1946        | Marchildon      | 13        |
| 1947        | Marchildon      | 19        |
| 1948        | Fowler          | 15        |
| 1949        | Kellner         | 20        |
| 1950        | Hooper          | 15        |
| 1951        | Shantz          | 18        |
| <b>1952</b> | <b>Shantz</b>   | <b>24</b> |

|             |               |           |
|-------------|---------------|-----------|
| 1953        | Kellner       | 11        |
|             | Byrd          | 11        |
| 1954        | Portocarrero  | 9         |
| 1955        | Ditmar        | 12        |
| 1956        | Ditmar        | 12        |
| 1957        | Trucks        | 9         |
|             | Morgan        | 9         |
| 1958        | Garver        | 12        |
| 1959        | Daley         | 16        |
| 1960        | Daley         | 16        |
| 1961        | Bass          | 11        |
| 1962        | Rakow         | 14        |
| 1963        | Wickersham    | 12        |
|             | Pena          | 12        |
| 1964        | Pena          | 12        |
| 1965        | Sheldon       | 10        |
|             | Talbot        | 10        |
| 1966        | Krausse       | 14        |
| 1967        | Hunter        | 13        |
| 1968        | Odom          | 16        |
| 1969        | Odom          | 15        |
|             | Dobson        | 15        |
| 1970        | Hunter        | 18        |
| 1971        | Blue          | 24        |
| 1972        | Hunter        | 21        |
| 1973        | Holtzman      | 21        |
|             | Hunter        | 21        |
| <b>1974</b> | <b>Hunter</b> | <b>25</b> |

|             |                |           |
|-------------|----------------|-----------|
| 1975        | Blue           | 22        |
| 1976        | Blue           | 18        |
| 1977        | Blue           | 14        |
| 1978        | Johnson        | 11        |
| 1979        | Langford       | 12        |
| 1980        | Norris         | 22        |
| 1981        | McCatty        | 14        |
| 1982        | Langford       | 11        |
|             | Keough         | 11        |
| 1983        | Codioli        | 12        |
| 1984        | Burris         | 13        |
| 1985        | Codioli        | 14        |
| 1986        | Young          | 13        |
| <b>1987</b> | <b>Stewart</b> | <b>20</b> |
| 1988        | Stewart        | 21        |
| 1989        | Stewart        | 27        |
| <b>1990</b> | <b>Welch</b>   | <b>21</b> |
| 1991        | Moore          | 17        |
| 1992        | Moore          | 17        |
| 1993        | Witt           | 14        |
| 1994        | Darling        | 10        |
| 1995        | Stottlemire    | 14        |
| 1996        | Wasdin         | 8         |
| 1997        | Small          | 9         |
| 1998        | Rogers         | 16        |
| 1999        | Heredia        | 13        |
| <b>2000</b> | <b>Hudson</b>  | <b>20</b> |
| <b>2001</b> | <b>Mulder</b>  | <b>21</b> |

|                                     |  |                                       |   |
|-------------------------------------|--|---------------------------------------|---|
| <b>2002 Zito</b> ..... 23           | <b>1938 Caster</b> ..... 20            | 1997 Karsay .....12                   | 1940 Babich ..... 3.73                  |
| 2003 Hudson .....16                 | 1939 Ross ..... 14                     | <b>1998 Candiotti</b> ..... <b>16</b> | 1941 Marchildon ..... 3.57              |
| 2004 Mulder ..... 17                | <b>1940 Caster</b> ..... <b>19</b>     | 1999 Haynes .....12                   | 1942 Wolff ..... 3.32                   |
| 2005 Haren .....14                  | 1941 Marchildon..... 15                | 2000 Appier .....11                   | 1943 Flores ..... 3.12                  |
| Zito .....14                        | 1942 Wolff .....15                     | Heredia .....11                       | 1944 Newsom ..... 2.82                  |
| 2006 Blanton .....16                | Harris .....15                         | 2001 Hudson .....9                    | 1945 Christopher ..... 3.17             |
| Zito .....16                        | <b>1943 Harris</b> ..... <b>21</b>     | 2002 Lidle .....10                    | 1946 Flores ..... 2.32                  |
| 2007 Haren .....15                  | 1944 Newsom .....15                    | 2003 Zito .....12                     | 1947 Fowler ..... 2.81                  |
| 2008 Duchscherer.....10             | <b>1945 Newsom</b> ..... <b>20</b>     | 2004 Redman .....12                   | 1948 Fowler ..... 3.78                  |
| 2009 Anderson .....11               | <b>1946 Marchildon</b> ..... <b>16</b> | 2005 Zito .....13                     | 1949 Fowler ..... 3.74                  |
| 2010 Cahill .....18                 | <b>Knerr</b> ..... <b>16</b>           | 2006 Haren .....13                    | 1950 Brissie ..... 4.02                 |
| 2011 Gonzalez .....16               | <b>Fowler</b> ..... <b>16</b>          | 2007 Gaudin .....13                   | 1951 Shantz ..... 3.95                  |
| 2012 Milone .....13                 | 1947 Flores .....13                    | 2008 Smith .....16                    | 1952 Shantz ..... 2.48                  |
| Parker .....13                      | 1948 Marchildon..... 15                | 2009 Cahill .....13                   | 1953 Fricano ..... 3.88                 |
| 2013 Colón .....18                  | 1949 Coleman .....14                   | 2010 Braden .....14                   | 1954 Portocarrero ..... 4.06            |
| 2014 Kazmir .....15                 | <b>1950 Kellner</b> ..... <b>20</b>    | 2011 Cahill .....14                   | 1955 Kellner ..... 4.20                 |
| 2015 Gray .....14                   | <b>1951 Kellner</b> ..... <b>14</b>    | 2012 Ross .....11                     | 1956 Gorman ..... 3.84                  |
| 2016 Graveman .....10               | 1952 Byrd .....15                      | 2013 Griffin .....10                  | 1957 Trucks ..... 3.03                  |
| 2017 Manaea .....12                 | Hooper .....15                         | 2014 Gray .....10                     | 1958 Herbert ..... 3.50                 |
| 2018 Manaea .....12                 | <b>1953 Byrd</b> ..... <b>20</b>       | 2015 Chavez .....15                   | 1959 Daley ..... 3.17                   |
| 2019 Fiers .....15                  | 1954 Portocarrero .....18              | 2016 Graveman .....11                 | 1960 Herbert ..... 3.27                 |
| 2020 Fiers .....6                   | 1955 Ditmar .....12                    | Gray .....11                          | 1961 Archer ..... 3.20                  |
|                                     | <b>1956 Ditmar</b> ..... <b>22</b>     | 2017 Gossett .....11                  | 1962 Rakow ..... 4.25                   |
| <b>Losses</b>                       | 1957 Garver .....13                    | 2018 Manaea .....9                    | 1963 Drabowsky ..... 3.05               |
| 1901 Fraser .....15                 | 1958 Terry .....13                     | 2019 Anderson .....9                  | 1964 Pena ..... 4.44                    |
| 1902 Plank .....15                  | 1959 Daley .....13                     | 2020 Montas .....5                    | 1965 O'Donoghue ..... 4.14              |
| 1903 Plank .....16                  | Garver .....13                         |                                       | 1966 Krause ..... 2.98                  |
| Waddell .....16                     | 1960 Daley .....16                     | <b>ERA</b>                            | 1967 Hunter ..... 2.80                  |
| 1904 Plank .....17                  | 1961 Archer .....15                    | 1901 Plank ..... 3.31                 | 1968 Nash ..... 2.28                    |
| Waddell .....17                     | <b>1962 Rakow</b> ..... <b>17</b>      | 1902 Waddell ..... 2.05               | 1969 Odom ..... 2.92                    |
| Henley .....17                      | 1963 Pena .....20                      | 1903 Plank ..... 2.38                 | <b>1970 Segui</b> ..... <b>2.56</b>     |
| 1905 Plank .....12                  | 1964 Segui .....17                     | 1904 Waddell .....1.62                | <b>1971 Blue</b> ..... <b>1.82</b>      |
| Henley .....12                      | <b>1965 O'Donoghue</b> ..... <b>18</b> | <b>1905 Waddell</b> ..... <b>1.48</b> | 1972 Hunter ..... 2.04                  |
| 1906 Waddell .....16                | 1966 Hunter .....11                    | 1906 Waddell .....2.21                | 1973 Holtzman .....2.97                 |
| 1907 Plank .....16                  | 1967 Hunter .....17                    | 1907 Bender ..... 2.05                | <b>1974 Hunter</b> ..... <b>2.49</b>    |
| 1908 Vickers .....19                | Nash .....17                           | 1908 Coombs ..... 2.00                | 1975 Blue ..... 3.01                    |
| 1909 Morgan .....11                 | Krause .....17                         | <b>1909 Krause</b> ..... <b>1.39</b>  | 1976 Blue ..... 2.35                    |
| Coombs .....11                      | 1968 Dobson .....14                    | 1910 Coombs .....1.30                 | 1977 Blue ..... 3.83                    |
| 1910 Morgan .....12                 | 1969 Hunter .....15                    | 1911 Plank ..... 2.10                 | 1978 Keough ..... 3.24                  |
| 1911 Coombs .....12                 | 1970 Dobson .....15                    | 1912 Plank ..... 2.21                 | 1979 McCatty ..... 4.22                 |
| 1912 Brown .....11                  | 1971 Odom .....12                      | 1913 Bender ..... 2.21                | 1980 Norris ..... 2.53                  |
| 1913 Brown .....11                  | 1972 Holtzman .....11                  | 1914 Bender ..... 2.26                | <b>1981 McCatty</b> ..... <b>2.32</b>   |
| 1914 Bush .....12                   | 1973 Holtzman .....13                  | 1915 Wyckoff ..... 3.52               | 1982 McCatty ..... 3.99                 |
| <b>1915 Wyckoff</b> ..... <b>22</b> | 1974 Holtzman .....17                  | 1916 Bush ..... 2.57                  | 1983 Krueger ..... 3.61                 |
| <b>1916 Bush</b> ..... <b>24</b>    | 1975 Holtzman .....14                  | 1917 Bush ..... 2.47                  | 1984 Burris ..... 3.15                  |
| 1917 Bush .....17                   | 1976 Blue .....13                      | 1918 Perry .....1.98                  | 1985 Sutton ..... 3.89                  |
| <b>1918 Perry</b> ..... <b>19</b>   | 1977 Langford .....19                  | 1919 Naylor ..... 3.34                | 1986 Haas ..... 2.74                    |
| 1919 Naylor .....18                 | Blue .....19                           | 1920 Rommel ..... 2.84                | 1987 Stewart ..... 3.68                 |
| <b>1920 Perry</b> ..... <b>25</b>   | 1978 Keough .....15                    | 1921 Rommel ..... 3.95                | 1988 Stewart ..... 3.23                 |
| <b>1921 Rommel</b> ..... <b>23</b>  | 1979 Keough .....17                    | 1922 Rommel ..... 3.28                | 1989 Moore ..... 2.61                   |
| <b>1922 Harriss</b> ..... <b>20</b> | 1980 Kingman .....20                   | 1923 Rommel ..... 3.27                | 1990 Stewart ..... 2.56                 |
| <b>1923 Rommel</b> ..... <b>19</b>  | 1981 Langford .....10                  | 1924 Baumgartner ..... 2.88           | 1991 Moore ..... 2.96                   |
| 1924 Rommel .....15                 | <b>1982 Keough</b> ..... <b>18</b>     | 1925 Gray ..... 3.39                  | 1992 Welch ..... 3.27                   |
| 1925 Walberg .....14                | 1983 Codiroli .....12                  | <b>1926 Grove</b> ..... <b>2.51</b>   | 1993 Witt ..... 4.29                    |
| 1926 Grove .....13                  | 1984 McCatty .....14                   | 1927 Quinn ..... 3.18                 | <b>1994 Ontiveros</b> ..... <b>2.65</b> |
| 1927 Grove .....13                  | 1985 Codiroli .....14                  | 1928 Grove ..... 2.57                 | 1995 Ontiveros ..... 4.37               |
| 1928 Walberg .....12                | 1986 Rijo .....11                      | <b>1929 Grove</b> ..... <b>2.82</b>   | 1996 Prieto ..... 4.15                  |
| 1929 Walberg .....11                | 1987 Stewart .....13                   | <b>1930 Grove</b> ..... <b>2.54</b>   | 1997 Small ..... 4.28                   |
| 1930 Earnshaw .....13               | 1988 Stewart .....12                   | <b>1931 Grove</b> ..... <b>2.05</b>   | 1998 Rogers ..... 3.17                  |
| 1931 Walberg .....12                | 1989 Moore .....11                     | <b>1932 Grove</b> ..... <b>2.84</b>   | 1999 Hudson ..... 3.23                  |
| 1932 Earnshaw .....13               | 1990 Moore .....15                     | 1933 Grove ..... 3.21                 | 2000 Heredia ..... 4.12                 |
| Mahaffey .....13                    | 1991 Welch .....13                     | 1934 Cain ..... 4.40                  | 2001 Hudson ..... 3.37                  |
| 1933 Walberg .....13                | 1992 Moore .....12                     | 1935 Marcum ..... 4.07                | 2002 Zito ..... 2.75                    |
| 1934 Cain .....17                   | 1993 Witt .....13                      | 1936 Kelley ..... 3.87                | 2003 Hudson ..... 2.70                  |
| 1935 Dietrich .....13               | 1994 Darling .....11                   | 1937 Smith ..... 3.93                 | 2004 Hudson ..... 3.53                  |
| <b>1936 Rhodes</b> ..... <b>20</b>  | 1995 Van Poppel .....8                 | 1938 Caster ..... 4.36                | 2005 Blanton ..... 3.53                 |
| <b>1937 Kelley</b> ..... <b>21</b>  | 1996 Johns .....12                     | 1939 Nelson ..... 4.77                | 2006 Zito ..... 3.83                    |

|      |          |      |
|------|----------|------|
| 2007 | Haren    | 3.07 |
| 2008 | Smith    | 4.16 |
| 2009 | Anderson | 4.06 |
| 2010 | Cahill   | 2.97 |
| 2011 | Gonzalez | 3.12 |
| 2012 | Parker   | 3.47 |
| 2013 | Colón    | 2.65 |
| 2014 | Gray     | 3.08 |
| 2015 | Gray     | 2.73 |
| 2016 | Graveman | 4.11 |
| 2017 | Manaea   | 4.37 |
| 2018 | Manaea   | 3.59 |
| 2019 | Anderson | 3.89 |
| 2020 | Bassitt  | 2.29 |

## Games

|      |            |    |
|------|------------|----|
| 1901 | Fraser     | 40 |
| 1902 | Plank      | 36 |
| 1903 | Plank      | 43 |
| 1904 | Waddell    | 46 |
| 1905 | Waddell    | 46 |
| 1906 | Waddell    | 43 |
| 1907 | Waddell    | 44 |
| 1908 | Vickers    | 53 |
| 1909 | Plank      | 34 |
|      | Bender     | 34 |
| 1910 | Coombs     | 45 |
| 1911 | Coombs     | 47 |
| 1912 | Coombs     | 40 |
| 1913 | Bender     | 48 |
| 1914 | Bush       | 38 |
|      | Shawkey    | 38 |
| 1915 | Wyckoff    | 43 |
| 1916 | Myers      | 44 |
| 1917 | Myers      | 38 |
| 1918 | Perry      | 44 |
| 1919 | Kinney     | 44 |
| 1920 | Perry      | 42 |
|      | Naylor     | 42 |
| 1921 | Rommel     | 46 |
| 1922 | Rommel     | 51 |
| 1923 | Rommel     | 56 |
| 1924 | Rommel     | 43 |
| 1925 | Walberg    | 53 |
| 1926 | Pate       | 47 |
| 1927 | Grove      | 51 |
| 1928 | Rommel     | 43 |
| 1929 | Earnshaw   | 44 |
| 1930 | Grove      | 50 |
| 1931 | Walberg    | 44 |
| 1932 | Grove      | 44 |
| 1933 | Grove      | 45 |
| 1934 | Cascarella | 42 |
| 1935 | Dietrich   | 43 |
| 1936 | Kelley     | 35 |
|      | Rhodes     | 35 |
| 1937 | Kelley     | 41 |
| 1938 | Smith      | 43 |
| 1939 | Dean       | 54 |
| 1940 | Heusser    | 41 |
| 1941 | Ferrick    | 36 |
| 1942 | Marchildon | 38 |
| 1943 | Woff       | 41 |
| 1944 | Berry      | 53 |
| 1945 | Berry      | 52 |
| 1946 | Savage     | 40 |

|      |             |    |
|------|-------------|----|
| 1947 | Christopher | 44 |
|      | Savage      | 44 |
| 1948 | Harris      | 45 |
| 1949 | Kellner     | 38 |
|      | Scheib      | 38 |
| 1950 | Brissie     | 46 |
| 1951 | Scheib      | 46 |
| 1952 | Hooper      | 43 |
| 1953 | Martin      | 58 |
| 1954 | Burtschy    | 38 |
| 1955 | Gorman      | 57 |
| 1956 | Crimian     | 54 |
| 1957 | Trucks      | 48 |
| 1958 | Gorman      | 50 |
| 1959 | Grim        | 40 |
| 1960 | Kutyna      | 51 |
| 1961 | Kunkel      | 58 |
| 1962 | Wyatt       | 59 |
| 1963 | Wyatt       | 63 |
| 1964 | Wyatt       | 81 |
| 1965 | Dickson     | 68 |
| 1966 | Aker        | 66 |
| 1967 | Aker        | 57 |
| 1968 | Aker        | 54 |
| 1969 | Lindblad    | 60 |
|      | Fingers     | 60 |
| 1970 | Grant       | 72 |
| 1971 | Fingers     | 48 |
| 1972 | Fingers     | 65 |
| 1973 | Fingers     | 62 |
| 1974 | Fingers     | 76 |
| 1975 | Fingers     | 75 |
| 1976 | Fingers     | 70 |
| 1977 | Lacey       | 64 |
| 1978 | Lacey       | 74 |
| 1979 | Heaverlo    | 62 |
| 1980 | Lacey       | 47 |
| 1981 | Jones       | 33 |
| 1982 | Underwood   | 56 |
| 1983 | Underwood   | 51 |
| 1984 | Caudill     | 68 |
| 1985 | Howell      | 63 |
| 1986 | Ontiveros   | 46 |
| 1987 | Eckersley   | 54 |
|      | Nelson      | 54 |
| 1988 | Eckersley   | 60 |
| 1989 | Honeycutt   | 64 |
| 1990 | Eckersley   | 63 |
| 1991 | Eckersley   | 67 |
| 1992 | Eckersley   | 69 |
| 1993 | Eckersley   | 64 |
| 1994 | Eckersley   | 45 |
| 1995 | Eckersley   | 52 |
| 1996 | Groom       | 72 |
|      | Mohler      | 72 |
| 1997 | Groom       | 78 |
| 1998 | Groom       | 75 |
| 1999 | Groom       | 76 |
| 2000 | Tam         | 72 |
| 2001 | Tam         | 70 |
| 2002 | Koch        | 84 |
| 2003 | Bradford    | 72 |
|      | Foulke      | 72 |
| 2004 | Bradford    | 68 |
| 2005 | Rincon      | 67 |
|      | Street      | 67 |
| 2006 | Calero      | 70 |

|      |           |    |
|------|-----------|----|
| 2007 | Embree    | 68 |
| 2008 | Embree    | 70 |
| 2009 | Wuertz    | 74 |
| 2010 | Breslow   | 75 |
| 2011 | Breslow   | 67 |
|      | Fuentes   | 67 |
| 2012 | Balfour   | 75 |
| 2013 | Cook      | 71 |
| 2014 | Gregerson | 72 |
|      | Otero     | 72 |
| 2015 | Abad      | 62 |
| 2016 | Dull      | 70 |
| 2017 | Coulombe  | 72 |
| 2018 | Petit     | 74 |
| 2019 | Petit     | 80 |
| 2020 | Petit     | 26 |

## Games Started

|      |            |    |
|------|------------|----|
| 1901 | Fraser     | 37 |
| 1902 | Plank      | 32 |
| 1903 | Plank      | 40 |
| 1904 | Waddell    | 46 |
| 1905 | Plank      | 41 |
| 1906 | Waddell    | 34 |
| 1907 | Plank      | 40 |
| 1908 | Vickers    | 33 |
| 1909 | Plank      | 33 |
| 1910 | Coombs     | 38 |
| 1911 | Coombs     | 40 |
| 1912 | Coombs     | 32 |
| 1913 | Brown      | 35 |
| 1914 | Shawkey    | 31 |
| 1915 | Wyckoff    | 34 |
| 1916 | Myers      | 35 |
| 1917 | Bush       | 31 |
| 1918 | Perry      | 36 |
| 1919 | Johnson    | 25 |
| 1920 | Naylor     | 36 |
| 1921 | Rommel     | 32 |
| 1922 | Rommel     | 33 |
| 1923 | Hasty      | 36 |
| 1924 | Rommel     | 34 |
| 1925 | Harriss    | 33 |
| 1926 | Grove      | 33 |
| 1927 | Walberg    | 34 |
| 1928 | Grove      | 31 |
| 1929 | Grove      | 37 |
| 1930 | Earnshaw   | 39 |
| 1931 | Walberg    | 35 |
| 1932 | Walberg    | 34 |
| 1933 | Cain       | 32 |
| 1934 | Cain       | 32 |
| 1935 | Marcum     | 27 |
| 1936 | Rhodes     | 28 |
| 1937 | Caster     | 33 |
| 1938 | Caster     | 40 |
| 1939 | Ross       | 28 |
| 1940 | Babich     | 30 |
| 1941 | Marchildon | 27 |
| 1942 | Marchildon | 31 |
| 1943 | Flores     | 27 |
|      | Harris     | 27 |
| 1944 | Newsom     | 33 |
| 1945 | Newsom     | 34 |
| 1946 | Marchildon | 29 |
| 1947 | Marchildon | 35 |
| 1948 | Marchildon | 30 |

|      |              |    |
|------|--------------|----|
| 1949 | Coleman      | 30 |
| 1950 | Brissie      | 31 |
| 1951 | Kellner      | 29 |
| 1952 | Shantz       | 33 |
|      | Kellner      | 33 |
| 1953 | Byrd         | 37 |
| 1954 | Portocarrero | 33 |
| 1955 | Kellner      | 24 |
| 1956 | Ditmar       | 34 |
| 1957 | Garver       | 23 |
| 1958 | Terry        | 33 |
| 1959 | Garver       | 30 |
| 1960 | Daley        | 35 |
| 1961 | Archer       | 27 |
| 1962 | Rakow        | 35 |
| 1963 | Wickersham   | 33 |
| 1964 | Segui        | 35 |
| 1965 | Talbot       | 33 |
| 1966 | Hunter       | 25 |
| 1967 | Hunter       | 35 |
| 1968 | Dobson       | 34 |
|      | Hunter       | 34 |
| 1969 | Dobson       | 35 |
|      | Hunter       | 35 |
| 1970 | Hunter       | 40 |
|      | Dobson       | 40 |
| 1971 | Blue         | 39 |
| 1972 | Hunter       | 37 |
| 1973 | Holtzman     | 40 |
| 1974 | Hunter       | 41 |
| 1975 | Holtzman     | 38 |
|      | Blue         | 38 |
| 1976 | Torrez       | 39 |
| 1977 | Blue         | 38 |
| 1978 | Keough       | 32 |
| 1979 | Langford     | 29 |
| 1980 | Langford     | 33 |
|      | Norris       | 33 |
| 1981 | Langford     | 24 |
| 1982 | Keough       | 34 |
| 1983 | Codioli      | 31 |
| 1984 | McCatty      | 30 |
| 1985 | Codioli      | 37 |
| 1986 | Young        | 27 |
| 1987 | Stewart      | 37 |
| 1988 | Stewart      | 37 |
| 1989 | Stewart      | 36 |
| 1990 | Stewart      | 36 |
| 1991 | Stewart      | 35 |
|      | Welch        | 35 |
| 1992 | Moore        | 36 |
| 1993 | Witt         | 33 |
| 1994 | Darling      | 25 |
| 1995 | Stottlemire  | 31 |
| 1996 | Wengert      | 25 |
| 1997 | Karsay       | 24 |
| 1998 | Rogers       | 34 |
| 1999 | Heredia      | 33 |
| 2000 | Heredia      | 32 |
|      | Hudson       | 32 |
| 2001 | Hudson       | 35 |
|      | Zito         | 35 |
| 2002 | Zito         | 35 |
| 2003 | Zito         | 35 |
| 2004 | Zito         | 34 |
| 2005 | Zito         | 35 |



|                           |    |                        |    |                     |    |                      |    |
|---------------------------|----|------------------------|----|---------------------|----|----------------------|----|
| 2006 Haren.....           | 34 | 1919 Naylor .....      | 17 | 1958 Garver .....   | 10 | 1995 Ontiveros ..... | 2  |
| Zito.....                 | 34 | 1920 Perry.....        | 20 | 1959 Daley .....    | 12 | Stottlemire .....    | 2  |
| 2007 Blanton .....        | 34 | Naylor .....           | 20 | 1960 Herbert .....  | 14 | 1996 Prieto .....    | 2  |
| Gaudin.....               | 34 | 1921 Rommel.....       | 20 | 1961 Archer .....   | 9  | 1997 Oquist .....    | 1  |
| Haren.....                | 34 | 1922 Rommel.....       | 22 | 1962 Rakow .....    | 11 | Wengert .....        | 1  |
| 2008 Smith .....          | 32 | 1923 Rommel.....       | 19 | 1963 Drabowsky..... | 9  | 1998 Rogers .....    | 7  |
| 2009 Cahill .....         | 32 | 1924 Rommel.....       | 21 | Pena .....          | 9  | 1999 Rogers .....    | 3  |
| 2010 Gonzalez.....        | 33 | 1925 Harris.....       | 15 | 1964 Pena .....     | 5  | 2000 Heredia .....   | 2  |
| 2011 Cahill .....         | 34 | 1926 Grove .....       | 20 | 1965 Segui .....    | 5  | Hudson .....         | 2  |
| 2012 Milone .....         | 31 | 1927 Walberg.....      | 15 | 1966 Nash .....     | 5  | 2001 Mulder.....     | 6  |
| 2013 Griffin.....         | 32 | 1928 Grove .....       | 24 | 1967 Hunter.....    | 13 | 2002 Hudson .....    | 4  |
| Parker.....               | 32 | 1929 Grove .....       | 21 | 1968 Nash .....     | 12 | 2003 Mulder.....     | 9  |
| 2014 Gray .....           | 33 | 1930 Grove .....       | 22 | 1969 Dobson.....    | 11 | 2004 Mulder.....     | 5  |
| 2015 Gray .....           | 31 | 1931 Grove .....       | 27 | 1970 Dobson .....   | 13 | 2005 Haren.....      | 3  |
| 2016 Graveman.....        | 31 | 1932 Grove .....       | 27 | 1971 Blue.....      | 24 | 2006 Haren.....      | 2  |
| 2017 Manaea .....         | 29 | 1933 Grove .....       | 21 | 1972 Holtzman.....  | 16 | Loaiza .....         | 2  |
| 2018 Manaea .....         | 27 | 1934 Marcum.....       | 17 | Hunter.....         | 16 | 2007 Blanton .....   | 3  |
| 2019 Fiers .....          | 33 | 1935 Marcum.....       | 19 | 1973 Holtzman ..... | 16 | 2008 Smith .....     | 2  |
| 2020 four players tied .. | 11 | 1936 Kelley .....      | 20 | 1974 Hunter.....    | 23 | 2009 Anderson.....   | 1  |
|                           |    | 1937 Caster.....       | 19 | 1975 Holtzman ..... | 13 | Tomko .....          | 1  |
|                           |    | 1938 Caster.....       | 20 | Blue.....           | 13 | 2010 Braden .....    | 5  |
| <b>Complete Games</b>     |    | 1939 Nelson .....      | 12 | 1976 Blue.....      | 20 | 2011 McCarthy .....  | 5  |
| 1901 Fraser .....         | 35 | 1940 Babich .....      | 16 | 1977 Blue.....      | 16 | 2012 Milone .....    | 1  |
| 1902 Plank .....          | 31 | 1941 Marchildon.....   | 14 | 1978 Johnson.....   | 7  | 2013 Colón .....     | 3  |
| 1903 Waddell.....         | 34 | 1942 Marchildon.....   | 18 | 1979 Langford ..... | 14 | 2014 Gray .....      | 2  |
| 1904 Waddell.....         | 39 | 1943 Harris.....       | 15 | 1980 Langford ..... | 28 | Kazmir .....         | 2  |
| 1905 Plank .....          | 35 | 1944 Newsom .....      | 18 | 1981 Langford ..... | 18 | Samardzija.....      | 2  |
| 1906 Bender .....         | 24 | 1945 Christopher ..... | 17 | 1982 Langford ..... | 15 | 2015 Gray .....      | 3  |
| 1907 Plank .....          | 33 | 1946 Marchildon.....   | 16 | 1983 Codiroli ..... | 7  | 2016 Graveman.....   | 2  |
| 1908 Vickers .....        | 21 | 1947 Marchildon.....   | 21 | 1984 Burris .....   | 5  | 2017 Mengden.....    | 1  |
| Plank .....               | 21 | 1948 Fowler .....      | 16 | 1985 Codiroli ..... | 4  | 2018 Manaea .....    | 1  |
| 1909 Plank .....          | 24 | 1949 Kellner .....     | 19 | 1986 Andujar .....  | 7  | Mengden.....         | 1  |
| Bender.....               | 24 | 1950 Kellner .....     | 15 | 1987 Stewart .....  | 8  | 2019 Fiers .....     | 1  |
| 1910 Coombs .....         | 35 | Brissie.....           | 15 | 1988 Stewart .....  | 14 | 2020 Minor .....     | 1  |
| 1911 Coombs .....         | 26 | 1951 Shantz .....      | 13 | 1989 Stewart .....  | 8  |                      |    |
| 1912 Plank .....          | 24 | 1952 Shantz .....      | 27 | 1990 Stewart .....  | 11 | <b>Saves</b>         |    |
| 1913 Plank .....          | 18 | 1953 Kellner .....     | 14 | 1991 Welch .....    | 7  | 1969 Fingers.....    | 12 |
| 1914 Shawkey .....        | 18 | 1954 Portocarrero..... | 16 | 1992 Darling.....   | 4  | 1970 Grant .....     | 24 |
| 1915 Wyckoff.....         | 20 | 1955 Ditmar .....      | 7  | 1993 Witt .....     | 5  | 1971 Fingers.....    | 17 |
| 1916 Myers .....          | 31 | 1956 Ditmar .....      | 14 | 1994 Witt .....     | 5  | 1972 Fingers.....    | 21 |
| 1917 Bush .....           | 17 | 1957 Garver .....      | 6  |                     |    | 1973 Fingers.....    | 22 |
| 1918 Perry.....           | 30 |                        |    |                     |    |                      |    |

## OAKLAND 20-GAME WINNERS

| Pitcher      | Year | Record  | Pct.  | ERA   | IP      |
|--------------|------|---------|-------|-------|---------|
| Vida Blue    | 1971 | 24-8    | .750  | *1.82 | 312.0   |
| Jim Hunter   | 1971 | 21-11   | .656  | 2.96  | 274.0   |
| Jim Hunter   | 1972 | 21-7    | *.750 | 2.04  | 295.0   |
| Vida Blue    | 1973 | 20-9    | .690  | 3.20  | 263.2   |
| Ken Holtzman | 1973 | 21-13   | .618  | 2.97  | 297.1   |
| Jim Hunter   | 1973 | 21-5    | *.808 | 3.34  | 256.0   |
| Jim Hunter   | 1974 | *25-12  | .676  | *2.49 | 318.0   |
| Vida Blue    | 1975 | 22-11   | .667  | 3.01  | 270.0   |
| Mike Norris  | 1980 | 22-9    | .710  | 2.63  | 284.0   |
| Dave Stewart | 1987 | **20-13 | .606  | 3.68  | 261.1   |
| Dave Stewart | 1988 | 21-12   | .636  | 3.23  | **275.2 |
| Dave Stewart | 1989 | 21-9    | .700  | 3.32  | 257.2   |
| Bob Welch    | 1990 | *27-6   | *.818 | 2.95  | 238.0   |
| Dave Stewart | 1990 | 22-11   | .667  | 2.56  | *267.0  |
| Tim Hudson   | 2000 | **20-6  | *.769 | 4.14  | 202.1   |
| Mark Mulder  | 2001 | *21-8   | .724  | 3.45  | 229.1   |
| Barry Zito   | 2002 | *23-5   | .821  | 2.75  | 229.1   |

\* Led league

\*\* Tied for league lead

|                        |                  |           |
|------------------------|------------------|-----------|
| 1974                   | Fingers          | 18        |
| 1975                   | Fingers          | 24        |
| 1976                   | Fingers          | 20        |
| 1977                   | Bair             | 7         |
|                        | Lacey            | 7         |
| 1978                   | Sosa             | 14        |
| 1979                   | Heaverlo         | 9         |
| 1980                   | Lacey            | 6         |
| 1981                   | Beard            | 3         |
|                        | Jones            | 3         |
| 1982                   | Beard            | 11        |
| 1983                   | Beard            | 10        |
| 1984                   | Caudill          | 36        |
| 1985                   | Howell           | 29        |
| 1986                   | Howell           | 16        |
| 1987                   | Eckersley        | 16        |
|                        | Howell           | 16        |
| <b>1988</b>            | <b>Eckersley</b> | <b>45</b> |
| 1989                   | Eckersley        | 33        |
| 1990                   | Eckersley        | 48        |
| 1991                   | Eckersley        | 43        |
| <b>1992</b>            | <b>Eckersley</b> | <b>51</b> |
| 1993                   | Eckersley        | 36        |
| 1994                   | Eckersley        | 19        |
| 1995                   | Eckersley        | 29        |
| 1996                   | Taylor           | 17        |
| 1997                   | Taylor           | 23        |
| 1998                   | Taylor           | 33        |
| 1999                   | Taylor           | 26        |
| 2000                   | Isringhausen     | 33        |
| 2001                   | Isringhausen     | 34        |
| 2002                   | Koch             | 44        |
| <b>2003</b>            | <b>Foulke</b>    | <b>43</b> |
| 2004                   | Dotel            | 22        |
| 2005                   | Street           | 23        |
| 2006                   | Street           | 37        |
| 2007                   | Embree           | 17        |
| 2008                   | Street           | 18        |
| 2009                   | Bailey           | 26        |
| 2010                   | Bailey           | 25        |
| 2011                   | Bailey           | 24        |
| 2012                   | Balfour          | 24        |
| 2013                   | Balfour          | 38        |
| 2014                   | Doolittle        | 22        |
| 2015                   | Clippard         | 17        |
| 2016                   | Madson           | 30        |
| 2017                   | Casilla          | 16        |
| 2018                   | Treinen          | 38        |
| 2019                   | Hendriks         | 25        |
| 2020                   | Hendriks         | 14        |
| <b>Innings Pitched</b> |                  |           |
| 1901                   | Fraser           | 331       |
| 1902                   | Plank            | 300       |
| 1903                   | Plank            | 336       |
| 1904                   | Waddell          | 383       |
| 1905                   | Plank            | 347       |
| 1906                   | Waddell          | 273       |
| 1907                   | Plank            | 344       |
| 1908                   | Vickers          | 300       |
| 1909                   | Plank            | 275       |
| 1910                   | Coombs           | 353       |
| 1911                   | Coombs           | 337       |
| 1912                   | Coombs           | 262       |
| 1913                   | Bender           | 237       |
| 1914                   | Shawkey          | 237       |
| 1915                   | Wyckoff          | 276       |

|             |                 |              |
|-------------|-----------------|--------------|
| 1916        | Myers           | 315          |
| 1917        | Bush            | 233          |
| <b>1918</b> | <b>Perry</b>    | <b>332</b>   |
| 1919        | Naylor          | 205          |
| 1920        | Perry           | 264          |
| 1921        | Rommel          | 285          |
| 1922        | Rommel          | 294          |
| 1923        | Rommel          | 298          |
| 1924        | Rommel          | 278          |
| 1925        | Rommel          | 261          |
| 1926        | Grove           | 258          |
| 1927        | Grove           | 262          |
| 1928        | Grove           | 262          |
| 1929        | Grove           | 275          |
| 1930        | Earnshaw        | 296          |
| <b>1931</b> | <b>Walberg</b>  | <b>291</b>   |
| 1932        | Grove           | 292          |
| 1933        | Grove           | 275          |
| 1934        | Marcum          | 232          |
| 1935        | Marcum          | 243          |
| 1936        | Kelley          | 235          |
| 1937        | Caster          | 232          |
| 1938        | Caster          | 281          |
| 1939        | Nelson          | 198          |
| 1940        | Babich          | 229          |
| 1941        | Marchildon      | 204          |
| 1942        | Marchildon      | 244          |
| 1943        | Flores          | 231          |
| 1944        | Newsom          | 265          |
| 1945        | Newsom          | 257          |
| 1946        | Marchildon      | 227          |
| 1947        | Marchildon      | 277          |
| 1948        | Marchildon      | 226          |
| 1949        | Kellner         | 245          |
| 1950        | Brissie         | 246          |
| 1951        | Kellner         | 210          |
| 1952        | Shantz          | 280          |
| 1953        | Byrd            | 237          |
| 1954        | Portocarrero    | 248          |
| 1955        | Ditmar          | 175          |
| 1956        | Ditmar          | 254          |
| 1957        | Garver          | 145          |
| 1958        | Terry           | 217          |
| 1959        | Daley           | 216          |
| 1960        | Herbert         | 253          |
| 1961        | Archer          | 205          |
| 1962        | Rakow           | 235          |
| 1963        | Wickersham      | 238          |
| 1964        | Pena            | 219          |
| 1965        | Talbot          | 198          |
| 1966        | Krausse         | 178          |
| 1967        | Hunter          | 260          |
| 1968        | Hunter          | 234          |
| 1969        | Hunter          | 247          |
| 1970        | Dobson          | 267          |
| 1971        | Blue            | 213          |
| 1972        | Hunter          | 295          |
| 1973        | Holtzman        | 297          |
| 1974        | Hunter          | 318          |
| 1975        | Blue            | 278          |
| 1976        | Blue            | 298          |
| 1977        | Blue            | 279.2        |
| 1978        | Keough          | 197.1        |
| 1979        | Langford        | 219.0        |
| <b>1980</b> | <b>Langford</b> | <b>290.0</b> |
| 1981        | Langford        | 195.1        |
| 1982        | Langford        | 237.1        |

|                   |                |              |
|-------------------|----------------|--------------|
| 1983              | Codioli        | 205.2        |
| 1984              | Burris         | 211.2        |
| 1985              | Codioli        | 226.0        |
| 1986              | Young          | 198.0        |
| 1987              | Stewart        | 261.1        |
| <b>1988</b>       | <b>Stewart</b> | <b>275.2</b> |
| 1989              | Stewart        | 257.2        |
| <b>1990</b>       | <b>Stewart</b> | <b>267.0</b> |
| 1991              | Stewart        | 226.0        |
| 1992              | Moore          | 223.0        |
| 1993              | Witt           | 220.0        |
| 1994              | Darling        | 160.0        |
| 1995              | Stottlemire    | 209.2        |
| 1996              | Wengert        | 161.1        |
| 1997              | Wengert        | 134.0        |
| 1998              | Rogers         | 238.2        |
| 1999              | Heredia        | 200.1        |
| 2000              | Hudson         | 202.1        |
| 2001              | Hudson         | 235.0        |
| 2002              | Hudson         | 238.1        |
| 2003              | Hudson         | 240.0        |
| 2004              | Mulder         | 225.2        |
| 2005              | Zito           | 228.1        |
| 2006              | Haren          | 223.0        |
| 2007              | Blanton        | 230.0        |
| 2008              | Smith          | 190.1        |
| 2009              | Cahill         | 178.2        |
| 2010              | Gonzalez       | 200.2        |
| 2011              | Cahill         | 207.2        |
| 2012              | Milone         | 190.0        |
| 2013              | Griffin        | 200.0        |
| 2014              | Gray           | 219.0        |
| 2015              | Gray           | 208.0        |
| 2016              | Graveman       | 186.0        |
| 2017              | Manaea         | 158.2        |
| 2018              | Manaea         | 160.2        |
| 2019              | Fiers          | 184.2        |
| 2020              | Bassitt        | 63.0         |
| <b>Strikeouts</b> |                |              |
| 1901              | Fraser         | 110          |
| <b>1902</b>       | <b>Waddell</b> | <b>210</b>   |
| <b>1903</b>       | <b>Waddell</b> | <b>302</b>   |
| <b>1904</b>       | <b>Waddell</b> | <b>349</b>   |
| <b>1905</b>       | <b>Waddell</b> | <b>287</b>   |
| <b>1906</b>       | <b>Waddell</b> | <b>196</b>   |
| <b>1907</b>       | <b>Waddell</b> | <b>232</b>   |
| 1908              | Dygart         | 164          |
| 1909              | Bender         | 161          |
| 1910              | Coombs         | 224          |
| 1911              | Coombs         | 185          |
| 1912              | Coombs         | 120          |
| 1913              | Plank          | 151          |
| 1914              | Plank          | 110          |
| 1915              | Wyckoff        | 157          |
| 1916              | Myers          | 182          |
| 1917              | Bush           | 121          |
| 1918              | Perry          | 81           |
| 1919              | Kinney         | 97           |
| 1920              | Naylor         | 90           |
| 1921              | Harriss        | 92           |
| 1922              | Harriss        | 102          |
| 1923              | Harriss        | 89           |
| 1924              | Rommel         | 72           |
| <b>1925</b>       | <b>Grove</b>   | <b>116</b>   |
| <b>1926</b>       | <b>Grove</b>   | <b>194</b>   |
| <b>1927</b>       | <b>Grove</b>   | <b>174</b>   |

|             |              |            |
|-------------|--------------|------------|
| <b>1928</b> | <b>Grove</b> | <b>183</b> |
| <b>1929</b> | <b>Grove</b> | <b>170</b> |
| <b>1930</b> | <b>Grove</b> | <b>209</b> |
| <b>1931</b> | <b>Grove</b> | <b>175</b> |
| 1932        | Grove        | 188        |
| 1933        | Grove        | 114        |
| 1934        | Marcum       | 92         |
| 1935        | Marcum       | 99         |
| 1936        | Kelley       | 82         |
| 1937        | Caster       | 100        |
| 1938        | Caster       | 112        |
| 1939        | Nelson       | 75         |
| 1940        | Babich       | 94         |
| 1941        | Marchildon   | 74         |
| 1942        | Marchildon   | 110        |
| 1943        | Flores       | 113        |
| 1944        | Newsom       | 142        |
| 1945        | Newsom       | 127        |
| 1946        | Marchildon   | 95         |
| 1947        | Marchildon   | 128        |
| 1948        | Brissie      | 127        |
| 1949        | Brissie      | 118        |
| 1950        | Brissie      | 101        |
| 1951        | Kellner      | 94         |
| 1952        | Shantz       | 152        |
| 1953        | Byrd         | 122        |
| 1954        | Portocarrero | 132        |
| 1955        | Ditmar       | 79         |
| 1956        | Ditmar       | 126        |
| 1957        | Terry        | 80         |
| 1958        | Terry        | 134        |
| 1959        | Daley        | 125        |
| 1960        | Daley        | 126        |
| 1961        | Archer       | 110        |
| 1962        | Rakow        | 159        |
| 1963        | Pena         | 128        |
| 1964        | Pena         | 184        |
| 1965        | Segui        | 119        |
| 1966        | Hunter       | 103        |
| 1967        | Hunter       | 196        |
| 1968        | Hunter       | 172        |
| 1969        | Odom         | 150        |
|             | Hunter       | 150        |
| 1970        | Hunter       | 178        |
| 1971        | Blue         | 301        |
| 1972        | Hunter       | 191        |
| 1973        | Blue         | 158        |
| 1974        | Blue         | 174        |
| 1975        | Blue         | 189        |
| 1976        | Blue         | 166        |
| 1977        | Blue         | 157        |
| 1978        | Keough       | 108        |
| 1979        | Langford     | 101        |
| 1980        | Norris       | 180        |
| 1981        | McCatty      | 91         |
| 1982        | Norris       | 83         |
| 1983        | Conroy       | 112        |
| 1984        | Burris       | 93         |
| 1985        | Codioli      | 111        |
| 1986        | Rijo         | 176        |
| 1987        | Stewart      | 205        |
| 1988        | Stewart      | 192        |
| 1989        | Moore        | 172        |
| 1990        | Stewart      | 166        |
| 1991        | Moore        | 153        |
| 1992        | Stewart      | 130        |
| 1993        | Witt         | 131        |

|                             |                                 |                          |  |
|-----------------------------|---------------------------------|--------------------------|--|
| 1994 Witt ..... 111         | 1909 Coombs ..... 73            | 1948 Marchildon..... 131 | 1986 Rijo ..... 108                    |
| 1995 Stottlemire ... 205    | <b>1910 Morgan ..... 117</b>    | 1949 Kellner ..... 129   | 1987 Stewart ..... 105                 |
| 1996 Reyes ..... 78         | 1911 Coombs ..... 119           | 1950 Brissie..... 117    | 1988 Stewart ..... 110                 |
| 1997 Karsay ..... 92        | 1912 Coombs ..... 94            | 1951 Kellner ..... 93    | 1989 Moore ..... 83                    |
| 1998 Rogers ..... 138       | 1913 Houck ..... 122            | 1952 Byrd ..... 98       | 1990 Moore ..... 84                    |
| 1999 Hudson ..... 132       | 1914 Wyckoff ..... 103          | 1953 Byrd ..... 115      | 1991 Moore ..... 105                   |
| 2000 Hudson ..... 169       | <b>1915 Wyckoff..... 165</b>    | 1954 Portocarrero... 114 | Stewart ..... 105                      |
| 2001 Zito ..... 205         | <b>1916 Myers..... 168</b>      | 1955 Ditmar ..... 86     | 1992 Moore ..... 103                   |
| 2002 Zito ..... 182         | 1917 Bush ..... 111             | 1956 Ditmar ..... 108    | 1993 Witt ..... 91                     |
| 2003 Hudson ..... 162       | 1918 Perry ..... 111            | 1957 Trucks ..... 62     | <b>1994 Van Poppel ..... 89</b>        |
| 2004 Harden ..... 167       | 1919 Kinney ..... 91            | 1958 Carver ..... 66     | 1995 Stottlemire ..... 80              |
| 2005 Zito ..... 171         | 1920 Naylor ..... 86            | 1959 Daley ..... 62      | 1996 Johns ..... 69                    |
| 2006 Haren ..... 176        | 1921 Moore ..... 122            | Herbert ..... 62         | 1997 Prieto ..... 70                   |
| 2007 Haren ..... 192        | 1922 Harris ..... 94            | 1960 Daley ..... 96      | 1998 Haynes..... 88                    |
| 2008 Eveland ..... 118      | 1923 Rommel ..... 108           | 1961 Walker ..... 96     | 1999 Haynes..... 80                    |
| 2009 Anderson..... 150      | 1924 Rommel ..... 94            | 1962 Pfister..... 106    | 2000 Appier ..... 102                  |
| 2010 Gonzalez..... 171      | <b>1925 Grove ..... 131</b>     | 1963 Wickersham..... 79  | 2001 Zito ..... 80                     |
| 2011 Gonzalez..... 197      | 1926 Grove ..... 101            | 1964 Segui ..... 94      | 2002 Zito ..... 78                     |
| 2012 Parker..... 140        | 1927 Walberg ..... 91           | 1965 Talbot..... 86      | 2003 Zito ..... 88                     |
| 2013 Griffin..... 171       | 1928 Earnshaw ..... 100         | 1966 Hunter ..... 64     | 2004 Mulder..... 83                    |
| 2014 Gray ..... 183         | <b>1929 Earnshaw ..... 125</b>  | 1967 Nash..... 87        | 2005 Zito ..... 89                     |
| 2015 Gray ..... 169         | 1930 Earnshaw ..... 139         | 1968 Odom..... 98        | 2006 Zito ..... 99                     |
| 2016 Manaea..... 124        | 1931 Walberg..... 109           | 1969 Odom ..... 112      | 2007 Gaudin..... 100                   |
| 2017 Manaea..... 140        | 1932 Walberg..... 103           | 1970 Odom..... 100       | 2008 Smith..... 87                     |
| 2018 Manaea..... 108        | 1933 Cain ..... 137             | 1971 Blue..... 88        | 2009 Cahill ..... 72                   |
| 2019 Bassitt ..... 141      | 1934 Cain ..... 128             | 1972 Odom..... 87        | 2010 Gonzalez..... 92                  |
| 2020 Montas ..... 60        | 1935 Dietrich ..... 101         | 1973 Blue..... 105       | <b>2011 Gonzalez..... 91</b>           |
|                             | 1936 Rhodes..... 102            | 1974 Blue..... 98        | 2012 Parker..... 63                    |
| <b>Walks</b>                | 1937 Caster..... 107            | 1975 Holtzman ..... 108  | 2013 Parker..... 63                    |
| <b>1901 Fraser..... 132</b> | 1938 Caster..... 117            | 1976 Torrez..... 87      | 2014 Gray ..... 74                     |
| 1902 Husting ..... 91       | 1939 Ross..... 95               | 1977 Blue..... 86        | 2015 Gray ..... 59                     |
| 1903 Waddell ..... 85       | 1940 Babich ..... 80            | 1978 Keough ..... 85     | 2016 Graveman..... 47                  |
| 1904 Waddell ..... 91       | 1941 Marchildon..... 118        | 1979 Norris ..... 94     | 2017 Manaea..... 55                    |
| 1905 Waddell ..... 90       | <b>1942 Marchildon..... 140</b> | 1980 McCatty..... 99     | 2018 Cahill ..... 41                   |
| Bender ..... 90             | 1943 Black..... 110             | 1981 Norris..... 63      | 2019 Fiers ..... 53                    |
| 1906 Waddell ..... 92       | 1944 Newsom ..... 82            | 1982 Keough ..... 101    | 2020 Montas ..... 23                   |
| 1907 Plank ..... 85         | 1945 Newsom ..... 103           | 1983 Conroy ..... 98     |  |
| Dygart ..... 85             | 1946 Marchildon..... 114        | 1984 Burris ..... 90     | <b>Bold denotes tied or led league</b> |
| <b>1908 Dygart ..... 97</b> | <b>1947 Marchildon..... 141</b> | 1985 Birtsas ..... 91    |  |

## ATHLETICS TRIPLE PLAYS

### Turned (21; Philadelphia 12, Kansas City 1, Oakland 8)

| Date            | Opponent                 | Fielders   | Batter          |
|-----------------|--------------------------|--|-----------------|
| Sept. 22, 1906  | at St. Louis             | Shean to Nichols to Davis  | Bobby Wallace   |
| April 28, 1908  | vs. Washington           | Davis to Murphy to Nichols   | Jim Delahanty   |
| July 30, 1909   | vs. Cleveland            | Collins to Baker to Davis  | George Stovall  |
| May 16, 1913    | at Cleveland             | Barry to Thomas to Baker to Houck<br>to Barry to Collins to Baker to Oldring | Ivy Olson       |
| July 28, 1914   | at Detroit               | Walsh to Bush to Collins to McInnis to Schang                                | Bobby Veach     |
| May 10, 1919    | at Boston                | Dykes to Galloway to Griffin   | Eddie Foster    |
| Aug. 5, 1922    | at St. Louis             | Galloway to Young to Hauser  | George Sisler   |
| Aug. 4, 1923    | vs. Detroit              | Galloway to Scheer to Hauser   | Ty Cobb         |
| Sept. 16, 1926  | at St. Louis             | Gray to Wambsganns to Poole  | George Sisler   |
| Sept. 5, 1927   | vs. Washington           | Boley to Bishop to Dykes   | Ossie Bluege    |
| Sept. 25, 1946  | vs. Washington           | Richmond to Grimes to Astroth to Richmond to Wallaesa                        | Cecil Travis    |
| May 8, 1948     | vs. Chicago              | Suder to Joost to Fain   | Taffy Wright    |
| Sept. 4, 1966   | vs. Boston               | Campaneris to Green to Talton to Roof  | Tony Conigliaro |
| May 7, 1979     | at Baltimore             | Gross to Klutts to Revering  | Gary Roenicke   |
| June 19, 1979   | vs. Kansas City          | Gross to Edwards to Revering   | Al Cowens       |
| June 23, 1979   | vs. Texas                | Gross to Armas to Chalk to Armas   | John Grubb      |
| April 27, 1981  | vs. California           | Picciolo to Revering   | Don Baylor      |
| July 18, 1983   | vs. Detroit              | Peters to Phillips to Almon to Gross   | John Wockenfuss |
| April 7, 1996   | vs. Detroit at Las Vegas | Young to Gates to Giambi to Steinbach  | Bobby Higginson |
| May 29, 2000    | at New York              | Velarde unassisted   | Shane Spencer   |
| August 21, 2012 | vs. Minnesota            | Donaldson to Rosales to Carter   | Trevor Plouffe  |

# ATHLETICS HOME RUN HISTORY

## 25 OR MORE HOME RUNS IN A SEASON

| NO. | PLAYER              | YEAR        | NO. | PLAYER            | YEAR        | NO. | PLAYER                  | YEAR        |
|-----|---------------------|-------------|-----|-------------------|-------------|-----|-------------------------|-------------|
| 58  | Jimmie Foxx         | 1932        | 34  | Al Simmons        | 1929        | 28  | Bob Johnson             | 1935        |
| 52  | Mark McGwire        | 1996        |     | Bob Johnson       | 1934        |     | Jim Gentile             | 1964        |
| 49  | Mark McGwire        | 1987        |     | Rocky Colavito    | 1964        |     | Tony Armas              | 1982        |
| 48  | Jimmie Foxx         | 1933        |     | Mark McGwire      | 1997        |     | Rickey Henderson        | 1990        |
|     | Khris Davis         | 2018        |     | Eric Chavez       | 2002        |     | Ben Grieve              | 1999        |
| 47  | Reggie Jackson      | 1969        |     | Miguel Tejada     | 2002        | 27  | Joe Hauser              | 1924        |
| 44  | Jimmie Foxx         | 1934        | 33  | Jimmie Foxx       | 1929        |     | Gus Zernial             | 1957        |
|     | Jose Canseco        | 1991        |     | Gus Zernial       | 1951        |     | Don Mincher             | 1970        |
| 43  | Jason Giambi        | 2000        |     | Dwayne Murphy     | 1984        |     | Sal Bando               | 1976        |
|     | Khris Davis         | 2017        |     | Jose Canseco      | 1986        |     | Dwayne Murphy           | 1982        |
| 42  | Gus Zernial         | 1953        |     | Mark McGwire      | 1989        |     | Matt Stairs             | 1997        |
|     | Jose Canseco        | 1988        |     | Jason Giambi      | 1999        |     | Jason Giambi            | 1998        |
|     | Mark McGwire        | 1992        |     | Jack Cust         | 2008        |     | Ben Grieve              | 2000        |
|     | Khris Davis         | 2016        |     | Marcus Semien     | 2019        |     | Miguel Tejada           | 2003        |
| 39  | Mark McGwire        | 1990        | 32  | Reggie Jackson    | 1971        |     | Eric Chavez             | 2005        |
|     | Mark McGwire        | 1995        |     | Reggie Jackson    | 1973        |     | Marcus Semien           | 2016        |
|     | Frank Thomas        | 2006        |     | Mark McGwire      | 1988        |     | <b>Stephen Piscotty</b> | <b>2018</b> |
| 38  | Bob Cerv            | 1958        |     | Eric Chavez       | 2001        | 26  | Mike Epstein            | 1972        |
|     | Matt Stairs         | 1999        |     | Josh Reddick      | 2012        |     | Gene Tenace             | 1974        |
|     | Jason Giambi        | 2001        | 31  | Bob Johnson       | 1940        |     | Matt Stairs             | 1998        |
| 37  | Tilly Walker        | 1922        |     | Sal Bando         | 1969        |     | Eric Chavez             | 2000        |
|     | Jimmie Foxx         | 1930        |     | Jose Canseco      | 1987        |     | Jack Cust               | 2007        |
|     | Jose Canseco        | 1990        |     | Miguel Tejada     | 2001        |     | Yoenis Cespedes         | 2013        |
| 36  | Al Simmons          | 1930        | 30  | Jimmie Foxx       | 1931        |     | <b>Mark Canha</b>       | <b>2019</b> |
|     | Jimmie Foxx         | 1935        |     | Bob Johnson       | 1938        | 25  | Bob Johnson             | 1936        |
|     | Reggie Jackson      | 1975        |     | Gus Zernial       | 1955        |     | Bob Johnson             | 1937        |
|     | Geronimo Berroa     | 1996        |     | Dave Kingman      | 1985        |     | Wally Moses             | 1937        |
|     | <b>Matt Chapman</b> | <b>2019</b> |     | Miguel Tejada     | 2000        |     | Sam Chapman             | 1941        |
|     | <b>Matt Olson</b>   | <b>2019</b> |     | Brandon Moss      | 2013        |     | Norm Siebern            | 1962        |
| 35  | Al Simmons          | 1932        | 29  | Gus Zernial       | 1952        |     | Reggie Jackson          | 1972        |
|     | Tony Armas          | 1980        |     | Reggie Jackson    | 1968        |     | Dave Henderson          | 1991        |
|     | Dave Kingman        | 1984        |     | Sal Bando         | 1973        |     | Jack Cust               | 2009        |
|     | Dave Kingman        | 1986        |     | Reggie Jackson    | 1974        |     | Brandon Moss            | 2014        |
|     | Terry Steinbach     | 1996        |     | Gene Tenace       | 1975        |     | Ryon Healy              | 2017        |
|     | John Jaha           | 1999        |     | Eric Chavez       | 2003        |     | Matt Joyce              | 2017        |
|     | Nick Swisher        | 2006        |     | Eric Chavez       | 2004        |     |                         |             |
|     |                     |             |     | Josh Willingham   | 2011        |     |                         |             |
|     |                     |             |     | Josh Donaldson    | 2014        |     |                         |             |
|     |                     |             |     | <b>Matt Olson</b> | <b>2018</b> |     |                         |             |

## MILESTONE HOME RUNS

### Franchise

|        |                 |                |
|--------|-----------------|----------------|
| 1      | Lave Cross      | Apr. 30, 1901  |
| 1,000  | Mickey Cochrane | May 15, 1927   |
| 2,000  | Jimmie Foxx     | June 21, 1935  |
| 3,000  | Sam Chapman     | Sept. 30, 1949 |
| 4,000  | Hector Lopez    | Aug. 17, 1958  |
| 5,000  | Jim Nash        | May 22, 1968   |
| 6,000  | Gene Tenace     | May 25, 1975   |
| 7,000  | Carney Lansford | July 3, 1983   |
| 8,000  | Jose Canseco    | Sept. 2, 1989  |
| 9,000  | Mark McGwire    | May 28, 1996   |
| 10,000 | Miguel Tejada   | Apr. 14, 2001  |
| 11,000 | Bobby Kielty    | June 15, 2006  |
| 12,000 | Brandon Moss    | June 5, 2013   |
| 13,000 | Jonathan Lucroy | Aug. 25, 2018  |

### Oakland

|       |                     |                |
|-------|---------------------|----------------|
| 1     | Reggie Jackson      | Apr. 10, 1968  |
| 1,000 | Claudell Washington | May 6, 1975    |
| 2,000 | Rickey Henderson    | June 5, 1983   |
| 3,000 | Dave Parker         | Aug. 13, 1989  |
| 4,000 | Jason Giambi        | May 17, 1996   |
| 5,000 | Jason Giambi        | Sept. 24, 2000 |
| 6,000 | Bobby Crosby        | May 31, 2006   |
| 7,000 | Brandon Moss        | May 13, 2013   |
| 8,000 | Marcus Semien       | Aug. 11, 2018  |

## HOME RUN LEADERS BY POSITION

### Franchise – Career

|    |                              |     |
|----|------------------------------|-----|
| P  | John Odom (1964-75)          | 12  |
| C  | Terry Steinbach (1986-96)    | 116 |
| 1B | Mark McGwire (1986-97)       | 349 |
| 2B | Mark Ellis (2002-11)         | 84  |
| 3B | Eric Chavez (1998-10)        | 223 |
| SS | Miguel Tejada (1997-03)      | 156 |
| LF | Bob Johnson (1933-42)        | 201 |
| CF | Dwayne Murphy (1978-87)      | 152 |
| RF | Reggie Jackson (1967-75; 87) | 225 |
| DH | Dave Kingman (1984-86)       | 98  |

### Franchise – Season

|    |                            |           |
|----|----------------------------|-----------|
| P  | John Odom (1969)           | 5         |
| C  | Terry Steinbach (1996)     | 34        |
| 1B | Jimmie Foxx (1932)         | 51        |
| 2B | Mark Ellis (2007)          | 19        |
| 3B | <b>Matt Chapman (2019)</b> | <b>36</b> |
| SS | Miguel Tejada (2002)       | 34        |
| LF | Gus Zernial (1953)         | 41        |
| CF | Dwayne Murphy (1984)       | 33        |
| RF | Reggie Jackson (1969)      | 45        |
| DH | Chris Davis (2018)         | 46        |

### Oakland – Career

|    |                                       |     |
|----|---------------------------------------|-----|
| P  | John Odom (1968-75)                   | 12  |
| C  | Terry Steinbach (1986-96)             | 116 |
| 1B | Mark McGwire (1986-97)                | 349 |
| 2B | Mark Ellis (2002-11)                  | 84  |
| 3B | Eric Chavez (1998-10)                 | 223 |
| SS | Miguel Tejada (1997-03)               | 156 |
| LF | Rickey Henderson (1979-84; 89-95; 98) | 156 |
| CF | Dwayne Murphy (1978-87)               | 152 |
| RF | Reggie Jackson (1968-75; 87)          | 225 |
| DH | Dave Kingman (1984-86)                | 98  |

### Oakland – Season

|    |                            |           |
|----|----------------------------|-----------|
| P  | John Odom (1969)           | 5         |
| C  | Terry Steinbach (1996)     | 34        |
| 1B | Mark McGwire (1987)        | 48        |
| 2B | Mark Ellis (2007)          | 19        |
| 3B | <b>Matt Chapman (2019)</b> | <b>36</b> |
| SS | Miguel Tejada (2002)       | 34        |
| LF | Chris Davis (2017)         | 34        |
| CF | Dwayne Murphy (1984)       | 33        |
| RF | Reggie Jackson (1969)      | 45        |
| DH | Chris Davis (2018)         | 46        |

## GRAND SLAM LEADERS

### Franchise – Career

|    |                              |   |
|----|------------------------------|---|
| 1. | Jimmie Foxx (1925-35)        | 9 |
|    | Sam Chapman (1938-41, 45-51) | 9 |
|    | Gus Zernial (1951-57)        | 9 |
|    | Mark McGwire (1986-97)       | 9 |
| 5. | Bob Johnson (1933-42)        | 8 |
|    | Terry Steinbach (1986-96)    | 8 |
|    | Jason Giambi (1995-01)       | 8 |
| 8. | Sal Bando (1966-76)          | 7 |
|    | Matt Stairs (1996-00)        | 7 |
|    | Miguel Tejada (1997-03)      | 7 |

### Franchise – Season

|    |                      |   |
|----|----------------------|---|
| 1. | Jason Giambi (2000)  | 4 |
| 2. | Jimmie Foxx (1932)   | 3 |
|    | Jimmie Foxx (1934)   | 3 |
|    | Bob Johnson (1938)   | 3 |
|    | Gus Zernial (1952)   | 3 |
|    | Gene Tenace (1974)   | 3 |
|    | Dave Kingman (1984)  | 3 |
|    | Ben Grieve (2000)    | 3 |
|    | Miguel Tejada (2001) | 3 |
|    | Brandon Moss (2014)  | 3 |

### Oakland – Career

|    |                            |   |
|----|----------------------------|---|
| 1. | Mark McGwire (1986-97)     | 9 |
| 2. | Terry Steinbach (1986-96)  | 8 |
|    | Jason Giambi (1995-01; 09) | 8 |
| 4. | Sal Bando (1968-76)        | 7 |
|    | Matt Stairs (1996-00)      | 7 |
|    | Miguel Tejada (1997-03)    | 7 |
| 7. | Gene Tenace (1969-76)      | 6 |
| 8. | Joe Rudi (1968-76; 82)     | 5 |
|    | Dave Kingman (1984-86)     | 5 |
|    | Eric Chavez (1998-10)      | 5 |

### Oakland – Season

|    |   |          |
|----|---|----------|
| 1. | Jason Giambi (2000)   | 4        |
| 2. | Gene Tenace (1974)  | 3        |
|    | Dave Kingman (1984)   | 3        |
|    | Ben Grieve (2000)   | 3        |
|    | Miguel Tejada (2001)  | 3        |
|    | Brandon Moss (2014)   | 3        |
| 7. | 29 times; last: <b>Matt Olson and Stephen Piscotty (2020)</b> | <b>2</b> |

## INSIDE-THE-PARK HOME RUN LEADERS

### Franchise – Career

|    |                              |    |
|----|------------------------------|----|
| 1. | Danny Murphy (1902-13)       | 23 |
| 2. | Harry Davis (1901-11; 13-17) | 11 |
| 3. | Topsy Hartsel (1902-11)      | 11 |
|    | Stuffy McInnis (1909-17)     | 10 |
| 5. | Rube Oldring (1906-18)       | 9  |

### Franchise – Season

|    |                                       |   |
|----|---------------------------------------|---|
| 1. | Danny Murphy (1911)                   | 5 |
| 2. | four times; last: Danny Murphy (1910) | 4 |

### Oakland – Career

|    |                              |   |
|----|------------------------------|---|
| 1. | Reggie Jackson (1968-75; 87) | 4 |
| 2. | 18 times                     | 1 |

### Oakland – Season

|    |                                     |   |
|----|-------------------------------------|---|
| 1. | Reggie Jackson (1968)               | 2 |
| 2. | 20 times; last: Nick Swisher (2006) | 1 |

## PINCH HIT HOME RUN LEADERS

### Franchise – Career

|     |                                |   |
|-----|--------------------------------|---|
| 1.  | Gus Zernial (1951-57).....     | 5 |
|     | Jeff Burroughs (1982-84).....  | 5 |
|     | Mark McGwire (1986-97).....    | 5 |
|     | Terry Steinbach (1986-96)..... | 5 |
|     | Mike Aldrete (1993-95).....    | 5 |
| 6.  | George Alusik (1962-64).....   | 4 |
|     | Matt Stairs (1996-00).....     | 4 |
|     | Olmedo Saenz (1999-02).....    | 4 |
|     | Derek Norris (2012-14).....    | 4 |
| 10. | 13 players tied.....           | 3 |

### Franchise – Season

|    |   |   |
|----|---|---|
| 1. | Jeff Burroughs (1982).....                      | 4 |
| 2. | Allie Clark (1952).....                         | 3 |
|    | Kite Thomas (1952).....                         | 3 |
|    | Bob Cerv (1957).....                            | 3 |
|    | Frank Fernandez (1970).....                     | 3 |
|    | Rich McKinney (1977).....                       | 3 |
|    | Jeff Newman (1978).....                         | 3 |
|    | Derek Norris (2013).....                        | 3 |
| 9. | 22 times, last: <b>Chad Pinder (2019)</b> ..... | 2 |

## LEAD OFF HOME RUN LEADERS

### Franchise – Career

|    |  |    |
|----|--|----|
| 1. | Rickey Henderson (1979-84; 89-95; 98)..... | 43 |
| 2. | Eddie Joost (1947-54).....                 | 19 |
| 3. | Coco Crisp (2010-16).....                  | 15 |
| 4. | Bert Campaneris (1964-76).....             | 13 |
| 5. | Max Bishop (1924-33).....                  | 9  |
| 6. | Marcus Semien (2015-20).....               | 8  |
| 7. | Wally Moses (1935-41; 49-51).....          | 7  |
| 8. | Topsy Hartsel (1902-11).....               | 6  |
| 9. | four players tied.....                     | 5  |

### Franchise – Season

|    |  |   |
|----|--|---|
| 1. | Rickey Henderson (1993).....                 | 7 |
| 2. | Eddie Joost (1948).....                      | 6 |
|    | Bert Campaneris (1970).....                  | 6 |
| 4. | Rickey Henderson (1990).....                 | 5 |
|    | Rickey Henderson (1991).....                 | 5 |
|    | Rickey Henderson (1992).....                 | 5 |
|    | Coco Crisp (2013).....                       | 5 |
| 8. | eight times, last: Marcus Semien (2019)..... | 4 |

## GAME ENDING HOME RUN LEADERS

### Franchise – Career

|    |  |   |
|----|--|---|
| 1. | Reggie Jackson (1967-75; 87).....          | 5 |
|    | Rickey Henderson (1979-84; 89-95; 98)..... | 5 |
|    | Matt Stairs (1996-00).....                 | 5 |
| 4. | Jimmie Foxx (1925-35).....                 | 4 |
|    | Al Simmons (1924-32; 40-41; 44).....       | 4 |
|    | Dwayne Murphy (1978-87).....               | 4 |
|    | Josh Donaldson (2010, 12-14).....          | 4 |
|    | Khrist Davis (2016-20).....                | 4 |
| 9. | 17 players tied.....                       | 3 |

### Franchise – Season

|    |  |   |
|----|--|---|
| 1. | Reggie Jackson (1971).....                       | 3 |
|    | Dave Kingman (1986).....                         | 3 |
|    | Matt Stairs (1999).....                          | 3 |
|    | Josh Donaldson (2014).....                       | 3 |
| 5. | 13 times, last: <b>Matt Chapman (2019)</b> ..... | 2 |

### Oakland – Career

|    |                                |   |
|----|--------------------------------|---|
| 1. | Jeff Burroughs (1982-84).....  | 5 |
|    | Mark McGwire (1986-87).....    | 5 |
|    | Terry Steinbach (1986-96)..... | 5 |
|    | Mike Aldrete (1993-95).....    | 5 |
| 5. | Matt Stairs (1996-00).....     | 4 |
|    | Olmedo Saenz (1999-02).....    | 4 |
|    | Derek Norris (2012-14).....    | 4 |
| 8. | eight players tied.....        | 3 |

### Oakland – Season

|    |   |   |
|----|---|---|
| 1. | Jeff Burroughs (1982).....                      | 4 |
| 2. | Frank Fernandez (1970).....                     | 3 |
|    | Rich McKinney (1977).....                       | 3 |
|    | Jeff Newman (1978).....                         | 3 |
|    | Derek Norris (2013).....                        | 3 |
| 6. | 12 times; last: <b>Chad Pinder (2019)</b> ..... | 2 |

### Oakland – Career

|    |  |    |
|----|--|----|
| 1. | Rickey Henderson (1979-84; 89-95; 98)..... | 43 |
| 2. | Coco Crisp (2010-16).....                  | 15 |
| 3. | Bert Campaneris (1968-76).....             | 10 |
| 4. | Marcus Semien (2015-20).....               | 8  |
| 5. | Mark Kotsay (2004-07).....                 | 5  |
|    | Matt Joyce (2017-18).....                  | 5  |
| 7. | Eric Byrnes (2000-04).....                 | 4  |
|    | Tony Phillips (1982-89; 99).....           | 4  |
| 9. | Scott Brosius (1991-97).....               | 3  |
|    | Mark Ellis (2002-11).....                  | 3  |

### Oakland – Season

|    |   |   |
|----|---|---|
| 1. | Rickey Henderson (1993).....                | 7 |
| 2. | Bert Campaneris (1970).....                 | 6 |
| 3. | Rickey Henderson (1990).....                | 5 |
|    | Rickey Henderson (1991).....                | 5 |
|    | Rickey Henderson (1992).....                | 5 |
|    | Coco Crisp (2013).....                      | 5 |
| 7. | five times, last: Marcus Semien (2019)..... | 4 |

### Oakland – Career

|    |  |   |
|----|--|---|
| 1. | Reggie Jackson (1968-75; 87).....          | 5 |
|    | Rickey Henderson (1979-84; 89-95; 98)..... | 5 |
|    | Matt Stairs (1996-00).....                 | 5 |
| 4. | Dwayne Murphy (1978-87).....               | 4 |
|    | Josh Donaldson (2010, 12-14).....          | 4 |
|    | Khrist Davis (2016-20).....                | 4 |
| 7. | 11 players tied.....                       | 3 |

### Oakland – Season

|    |  |   |
|----|--|---|
| 1. | Reggie Jackson (1971).....                       | 3 |
|    | Dave Kingman (1986).....                         | 3 |
|    | Matt Stairs (1999).....                          | 3 |
|    | Josh Donaldson (2014).....                       | 3 |
| 5. | 11 times; last: <b>Matt Chapman (2019)</b> ..... | 2 |

## ATHLETICS GAMES OF SIX OR MORE HOME RUNS

| No. | Opponent      | H/A | Date           | Hitters   |
|-----|---------------|-----|----------------|---|
| 8   | California    | A   | June 27, 1996  | Berroa, Brosius 2, Giambi, Herrera, McGwire, Steinbach, Young |
| 7   | Cleveland (2) | A   | July 6, 1990   | Canseco, R. Henderson 2, Lansford, McGwire 2, Quirk           |
| 7   | Detroit       | H   | June 3, 1921   | Dugan, Dykes 2, Perkins, Walker, Welch 2                      |
| 6   | Houston       | A   | Sept. 10, 2019 | Murphy 2, Olson 2, Davis, Semien                              |
| 6   | Seattle       | H   | July 17, 2019  | Canha 2, Profar 2, Laureano, Pinder                           |
| 6   | Baltimore     | H   | June 18, 2019  | Davis, Grossman, Laureano, Pinder, Piscotty, Taylor           |
| 6   | Arizona       | A   | June 17, 2008  | Ellis 2, Chavez, Crosby, Davis, Suzuki                        |
| 6   | Kansas City   | A   | May 10, 2007   | Chavez, Cust 2, Johnson 2, Putnam                             |
| 6   | Anaheim       | H   | Sept. 11, 2003 | Byrnes, Chavez 2, Ellis, Hernandez, McMillon                  |
| 6   | Tampa Bay     | H   | Sept. 9, 2000  | Ja. Giambi 2, Grieve, Hernandez, Long, Tejada                 |
| 6   | Cleveland     | H   | Aug. 24, 1999  | Hinch, Jaha 2, Spiezio, Velarde 2                             |
| 6   | Toronto       | H   | Aug. 18, 1998  | Christenson, Giambi, Spiezio 2, Stairs 2                      |
| 6   | Boston        | H   | Aug. 21, 1997  | Bellhorn, Canseco, Giambi, McDonald, Spiezio, Young           |
| 6   | Minnesota     | H   | Aug. 3, 1991   | Baines, Canseco, D. Henderson 3, McGwire                      |
| 6   | Cleveland     | H   | July 18, 1980  | Armas 2, Essian, Murphy, Page 2                               |

## OPPONENT GAMES OF SIX OR MORE HOME RUNS

| No. | Opponent   | H/A | Date          | Hitters  |
|-----|------------|-----|---------------|--|
| 7   | Houston    | A   | Sept. 9, 2019 | Alvarez 2, Chirinos 2, Altuve, Brantley, Bregman |
| 7   | Seattle    | A   | Apr. 11, 1985 | Cowens, Bradley, Presley, Thomas 3, Henderson    |
| 6   | Minnesota  | A   | May 2, 2017   | Dozier 2, Buxton, Castro, Mauer, Sano            |
| 6   | Baltimore  | A   | May 8, 2016   | Alvarez, Machado 2, Rickard, Schoop, Trumbo      |
| 6   | Boston     | A   | Apr. 19, 1994 | Vaughn 2, Cooper, Naehring 2, Greenwell          |
| 6   | Minnesota  | H   | Aug. 15, 1993 | Brito 2, Puckett 2, Harper, Reboulet             |
| 6   | California | A   | Apr. 23, 1985 | Jackson 2, Narron, Schofield, Grich, DeCinces    |
| 6   | Seattle    | A   | Aug. 2, 1983  | Owen, D. Henderson 2, S. Henderson 2, Ramos      |
| 6   | Detroit    | H   | Aug. 17, 1969 | Northrup, Wert, Tresh, Kaline 2, Stanley         |

## MOST HOME RUNS, INNING – ATHLETICS

| No. | Opponent  | H/A | Date          | Hitters                              |
|-----|-----------|-----|---------------|--------------------------------------|
| 4   | Chicago   | H   | Apr. 27, 2002 | Hatteberg, Long, Pena, Menechino (3) |
| 4   | Tampa Bay | H   | Sept. 1, 1999 | Tejada, Chavez, Giambi, Jaha (4)     |
| 4   | Boston    | H   | Aug. 21, 1997 | Giambi, Young, McDonald, Canseco (3) |

## MOST HOME RUNS, INNING – OPPONENTS

| No. | Opponent  | H/A | Date           | Hitters   |
|-----|-----------|-----|----------------|---|
| 5   | Minnesota | A   | June 9, 1966   | Rollins, Versalles, Oliva, Mincher, Killebrew (7) |
| 4   | Seattle   | A   | Sept. 21, 1996 | Rodriguez, Griffey, Martinez, Sorrento (3)        |
| 4   | Minnesota | A   | May 16, 1983   | Mitchell, Gaetti, Hatcher, Engle (9)              |
| 4   | Minnesota | H   | May 2, 1964    | Oliva, Allison, Hall, Killebrew (11)              |
| 4   | Boston    | H   | Aug. 26, 1957  | Zauchin, Lepcio, Malzone, Piersall (7)            |
| 4   | Boston    | H   | Sept. 24, 1940 | Williams, Foxx, Cronin, Tabor (6)                 |

## CONSECUTIVE HOME RUNS - ATHLETICS

| No. | Opponent       | H/A | Date           | Hitters                         |
|-----|----------------|-----|----------------|---------------------------------|
| 3   | Texas          | H   | April 15, 2006 | Chavez, Thomas, Bradley         |
| 3   | Kansas City    | H   | June 23, 2000  | Velarde, Ja. Giambi, Grieve     |
| 3   | Kansas City    | A   | June 16, 2000  | Chavez, Tejada, Hernandez       |
| 3   | Cleveland      | A   | July 6, 1990   | R. Henderson, Lansford, Canseco |
| 3   | Cleveland      | A   | May 16, 1990   | Canseco, McGwire, Hassey        |
| 3   | Cleveland      | A   | June 3, 1980   | Revering, Page, Armas           |
| 3   | Kansas City    | H   | June 19, 1979  | Gross, Revering, Heath          |
| 3   | Minnesota (G1) | H   | June 22, 1969  | Kubiak, Jackson, Bando          |
| 3   | New York       | H   | Aug. 19, 1962  | Cimoli, Causey, Bryan           |
| 3   | St. Louis      | A   | July 17, 1934  | Johnson, Foxx, Higgins          |
| 3   | Cleveland      | H   | June 18, 1930  | Simmons, Foxx, Miller           |
| 3   | Washington     | H   | May 2, 1922    | Walker, Perkins, Miller         |



## CONSECUTIVE HOME RUNS - OPPONENTS

| No. | Opponent               | H/A | Date           | Hitters                           | Pitchers               |
|-----|------------------------|-----|----------------|-----------------------------------|------------------------|
| 4   | Minnesota              | H   | May 2, 1964    | Oliva, Allison, Hall, Killebrew   | Pfister (3), Handrahan |
| 3   | 17 times, most recent: |     |                |                                   |                        |
|     | Tampa Bay              | H   | May 29, 2018   | Cron, Wendle, Ramos               | Gossett                |
|     | Los Angeles            | H   | Sept. 18, 2008 | Morales, Napoli, Wood             | Foulke                 |
|     | Seattle                | A   | Sept. 21, 1996 | Rodriguez, Griffey, Martinez      | Telgheder              |
|     | Kansas City            | A   | Sept. 28, 1986 | Brett, White, Quirk               | Stewart                |
|     | Toronto                | A   | Apr. 26, 1984  | Upshaw, Bell, Barfield            | Warren                 |
|     | Seattle                | A   | Aug. 2, 1983   | S. Henderson, D. Henderson, Ramos | Krueger (2), Codiroli  |
|     | Milwaukee              | H   | June 5, 1982   | Young, Cooper, Oglivie            | Beard (2), Owchinko    |
|     | Baltimore              | A   | May 8, 1979    | Murray, May, Roenicke             | Todd                   |

## MOST HOME RUNS — ATHLETICS

| HR | Player                       | Date           |
|----|------------------------------|----------------|
| 3  | Joe Hauser at Cleveland      | Aug. 2, 1924   |
| 3  | Mickey Cochrane at St. Louis | May 21, 1925   |
| 3  | Jimmie Foxx at Cleveland     | July 10, 1932  |
| 3  | Al Simmons vs. Detroit       | July 15, 1932  |
| 3  | Jimmie Foxx vs. New York     | June 8, 1933   |
| 3  | Ed Coleman vs. Chicago       | Aug. 17, 1934  |
| 3  | Pinky Higgins vs. Boston     | June 27, 1935  |
| 3  | Sam Chapman vs. Boston       | Aug. 15, 1946  |
| 3  | Hector Lopez vs. Washington  | June 26, 1958  |
| 3  | Preston Ward vs. Baltimore   | Sept. 9, 1958  |
| 3  | Bob Cerv vs. Boston          | Aug. 20, 1959  |
| 3  | Manny Jimenez at Baltimore   | July 4, 1964   |
| 3  | Reggie Jackson vs. Seattle   | July 2, 1969   |
| 3  | Dave Kingman at Seattle      | April 16, 1984 |

| HR | Player                        | Date          |
|----|-------------------------------|---------------|
| 3  | Mark McGwire at Cleveland     | June 27, 1987 |
| 3  | Jose Canseco at Toronto       | July 3, 1988  |
| 3  | Harold Baines vs. Baltimore   | May 7, 1991   |
| 3  | Dave Henderson vs. Minnesota  | Aug. 3, 1991  |
| 3  | Mark McGwire at Boston        | June 11, 1995 |
| 3  | Ernie Young vs. Minnesota     | May 10, 1996  |
| 3  | Geronimo Berroa at New York   | May 22, 1996  |
| 3  | Geronimo Berroa vs. Minnesota | Aug. 12, 1996 |
| 3  | Miguel Tejada vs. Los Angeles | June 11, 1999 |
| 3  | Miguel Tejada at Texas        | June 30, 2001 |
| 3  | Erubiel Durazo at Baltimore   | Aug. 18, 2004 |
| 3  | Josh Reddick at Toronto       | Aug. 9, 2013  |
| 3  | Danny Valencia at Tampa Bay   | May 15, 2016  |
| 3  | Khris Davis vs. Texas         | May 17, 2016  |

## MOST HOME RUNS — OPPONENTS

| HR | Player                      | Date                 |
|----|-----------------------------|----------------------|
| 4  | Lou Gehrig, New York (AL)   | June 3, 1932         |
| 4  | Pat Seerey, Chicago (AL)    | July 18, 1948 (G#1)  |
| 3  | Babe Ruth, New York (AL)    | May 21, 1930 (G#1)   |
| 3  | Lou Gehrig, New York (AL)   | May 22, 1930 (G#2)   |
| 3  | Goose Goslin, St. Louis     | Aug. 19, 1930        |
| 3  | Tony Lazzeri, New York (AL) | May 24, 1936         |
| 3  | Merv Connors, Chicago (AL)  | Sept. 17, 1938 (G#2) |
| 3  | Jim Tabor, Boston           | July 4, 1939 (G#2)   |
| 3  | Al Rosen, Cleveland         | April 29, 1952       |
| 3  | Al Kaline, Detroit          | April 17, 1955       |
| 3  | Lee Thomas, Los Angeles     | Sept. 5, 1961 (G#2)  |

| HR | Player                        | Date           |
|----|-------------------------------|----------------|
| 3  | Jim King, Washington          | June 8, 1964   |
| 3  | Jim Rice, Boston              | Aug. 29, 1977  |
| 3  | Larry Herndon, Detroit        | May 18, 1982   |
| 3  | Gorman Thomas, Seattle        | April 11, 1985 |
| 3  | Danny Tartabull, Kansas City  | July 6, 1991   |
| 3  | Jack Clark, Boston            | July 31, 1991  |
| 3  | Manny Ramirez, Cleveland      | Aug. 25, 1999  |
| 3  | Juan Gonzalez, Texas          | Sept. 24, 1999 |
| 3  | John Buck, Toronto            | April 29, 2010 |
| 3  | Miguel Cabrera, Detroit       | May 28, 2010   |
| 3  | Jarrett Parker, San Francisco | Sept. 26, 2015 |

## HOME RUN IN FIRST GAME WITH THE OAKLAND A'S

| Player           | Opponent (Date)                 |
|------------------|---------------------------------|
| *Joe Keough      | at New York (Aug. 7, 1968) (G2) |
| Don Mincher      | at Kansas City (April 7, 1970)  |
| *Don Baylor      | at California (April 9, 1976)   |
| Earl Williams    | Minnesota (April 9, 1977)       |
| Mike Heath       | Kansas City (June 19, 1979)     |
| *Terry Steinbach | at Cleveland (Sept. 12, 1986)   |
| *Dave Henderson  | Seattle (April 4, 1988)         |
| Scott Brosius    | Seattle (Aug. 7, 1991)          |
| *Tilson Brito    | Milwaukee (Aug. 10, 1997) (G2)  |
| Ed Sprague, Jr.  | Cleveland (Aug. 2, 1998)        |
| Tom Wilson       | Chicago-AL (May 19, 2001)       |
| David Justice    | Texas (April 1, 2002)           |
| *Erubiel Durazo  | Seattle (April 1, 2003)         |
| *Jay Payton      | Texas (July 15, 2005)           |
| *Frank Thomas    | New York (April 3, 2006)        |

| Player             | Opponent (Date)                       |
|--------------------|---------------------------------------|
| Jack Cust          | at Tampa Bay (May 6, 2007)            |
| *Adam Rosales      | at Los Angeles-AL (April 11, 2010)    |
| *Josh Willingham   | Seattle (April 5, 2011)               |
| Jonny Gomes        | vs. Seattle at Tokyo (March 29, 2012) |
| Chris Young        | Seattle (April 3, 2013)               |
| *Adam Dunn         | Seattle (Sept. 1, 2014)               |
| *Ben Zobrist       | Texas (April 6, 2015)                 |
| Brett Eibner       | Chicago-NL (Aug. 5, 2016)             |
| Franklin Barreto   | at Chicago-AL (June 24, 2017)         |
| Chris Herrmann     | Minnesota (July 2, 2019)              |
| <b>Sean Murphy</b> | <b>Los Angeles-AL (Sept. 4, 2019)</b> |
| Jake Lamb          | at Seattle (Sept. 14, 2020)           |

\*indicates players who homered in their first at bat.

## COLISEUM HOME RUNS

Since its opening in 1968 a total of 7,588 Major League home runs have been hit in the Coliseum during the regular season, an average of 143.2 per year.

### COLISEUM CAREER HOME RUN LEADERS

| Player           | No.  |
|------------------|------|
| Mark McGwire     | 166  |
| Reggie Jackson   | 146* |
| Jose Canseco     | 122* |
| Eric Chavez      | 115  |
| Jason Giambi     | 115* |
| Sal Bando        | 90   |
| Miguel Tejada    | 83   |
| Rickey Henderson | 82*  |
| Khris Davis      | 77   |
| Dwayne Murphy    | 67   |
| Matt Stairs      | 67*  |

\* Home Runs hit while non-Athletic (included in individual total):  
Canseco (8), Giambi (6), Henderson (3), Jackson (13), Stairs (3)

### NON-A'S COLISEUM CAREER HOME RUN LEADERS

| Player             | No. |
|--------------------|-----|
| Alex Rodriguez     | 21  |
| Mark Teixeira      | 20  |
| Rafael Palmeiro    | 20  |
| Mike Trout         | 19  |
| Jay Buhner         | 18  |
| Carlton Fisk       | 18  |
| Brian Downing      | 17  |
| Juan Gonzalez      | 17  |
| seven players tied | 16  |

## ATHLETICS STREAKS

### CONSECUTIVE WINS

#### Overall

|    |                                    |
|----|------------------------------------|
| 20 | August 13-September 4, 2002        |
| 17 | May 5-25, 1931                     |
| 15 | May 27-June 10, 1913               |
| 14 | April 23-May 9, 1988               |
| 13 | July 15-25, 1931                   |
| 13 | April 30-May 18, 1910              |
| 12 | July 11-27, 1914                   |
| 11 | May 16-27, 2019                    |
| 11 | August 2-12, 2001                  |
| 11 | April 9-19, 1981                   |
| 11 | July 19-30, 1959                   |
| 11 | May 17-26, 1929                    |
| 11 | May 5-19, 1906                     |
| 10 | eight times, last: June 8-18, 2006 |

#### Home

|     |  |
|-----|--|
| 22  | July 15-August 31, 1931                |
| 20* | August 25, 2001-April 3, 2002          |
| 15  | August 20-September 20, 1902           |
| 13  | May 26-June 25, 1930                   |
| 13  | May 27-June 10, 1913                   |
| 12  | August 13-September 14, 2002           |
| 12  | May 2-18, 1910                         |
| 11  | May 17-June 13, 2013                   |
| 10  | six times, last: Aug. 11-Sept. 1, 2006 |

\*streak includes final 17 games of 2001  
and first three games of 2002

#### Road

|    |   |
|----|---|
| 14 | May 3-30, 1931                                  |
| 12 | August 24-September 12, 2012                    |
| 12 | July 31-August 15, 1971                         |
| 11 | April 9-26, 1981                                |
| 10 | August 19-28, 2002                              |
| 10 | July 25-August 2, 1928                          |
| 10 | *September 22, 1912-May 8, 1913                 |
| 9  | five times, last: Sept. 24, 1989-April 26, 1990 |

\*streak includes final two games of 1912  
and first eight games of 1913

### CONSECUTIVE LOSSES

#### Overall

|    |   |
|----|---|
| 20 | August 7-24, 1943                                   |
| 20 | July 21-August 8, 1916                              |
| 18 | June 8-27, 1920                                     |
| 15 | June 27-July 14, 1937                               |
| 14 | July 29-August 12, 1977                             |
| 14 | June 19-July 3, 1945                                |
| 13 | August 26-September 10, 1959                        |
| 13 | August 27-September 10, 1935                        |
| 12 | seven times, last: September 22, 1995-April 4, 1996 |

#### Home

|    |                                     |
|----|-------------------------------------|
| 13 | May 27-July 6, 1920                 |
| 12 | July 29-August 21, 1977             |
| 12 | August 15-30, 1942                  |
| 12 | May 24-June 24, 1937                |
| 12 | June 22-July 11, 1916               |
| 11 | Sept. 19, 1978-April 15, 1979       |
| 11 | July 6-21, 1955                     |
| 11 | August 7-September 6, 1915          |
| 10 | seven times, last: July 10-20, 1954 |

#### Road

|    |  |
|----|--|
| 22 | July 11-August 24, 1943                |
| 20 | June 27-August 8, 1916                 |
| 19 | May 20-July 3, 1945                    |
| 18 | June 8-27, 1920                        |
| 15 | May 24-June 23, 1986                   |
| 15 | August 5-September 10, 1959            |
| 14 | June 29-July 30, 1938                  |
| 13 | five times, last: May 31-June 30, 1979 |

## INDIVIDUAL

### Hitting

- 29 Bill Lamar, May 30-June 29, 1925
- 28 Bing Miller, May 30-June 27, 1929
- 27 Al Simmons, April 24-May 30, 1931
- 27 Socks Seybold, July 19-Aug. 14, 1901
- 26 Bob Johnson, July 27-Aug. 18, 1938
- 25 Jason Giambi, May 12-June 23, 1997
- 24 Miguel Tejada, July 11-Aug. 4, 2002
- 24 Carney Lansford, July 27-Aug. 21, 1984
- 24 Ferris Fain, June 15-July 12, 1952
- 23 Jimmy Dykes, Sept. 15, 1925-April 21, 1926
- 23 Al Simmons, May 12-June 4, 1925

### Winning

- 16 Lefty Grove, June 8-Aug. 19, 1931
- 14 Lefty Grove, July 2-Sept. 7, 1928
- 14 Chief Bender, May 29-Sept. 7, 1914
- 13 Jim Hunter, June 2-Sept. 5, 1973
- 12 Mike Fiers, May 7-Aug. 27, 2019
- 12 George Earnshaw, May 1-June 21, 1931
- 11 Mark Mulder, May 9-July 18, 2004
- 11 Bobby Shantz, April 30-June 19, 1952
- 11 Lefty Grove, May 2-June 13, 1932
- 11 Chief Bender, April 24-June 13, 1913
- 11 Eddie Plank, July 3-Sept. 1, 1911
- 11 Jack Coombs, Aug. 16-Sept. 25, 1910

### Scoreless

- 53.0 Jack Coombs, Sept. 5-25, 1910
- 43.2 Rube Waddell, Aug. 22-Sept. 5, 1905
- 39.0 Brad Ziegler, May 31-Aug. 14, 2008
- 37.0 Mike Torres, Aug. 29-Sept. 11, 1976
- 34.0 Chief Bender, May 27-June 13, 1913
- 34.0 Chief Bender, July 25-Aug. 7, 1911
- 34.0 Harry Krause, June 23-July 8, 1909
- 32.1 Paul Lindblad, May 31-July 9, 1975
- 32.0 Cory Lidle, August 4-26, 2002
- 32.0 Rube Waddell, April 21-May 5, 1904

## OAKLAND ATHLETICS STREAKS

### CONSECUTIVE WINS

#### Overall

- 20 August 13-September 4, 2002
- 14 April 23-May 9, 1988
- 11 May 16-27, 2019
- 11 August 2-12, 2001
- 11 April 9-19, 1981
- 10 June 8-18, 2006
- 10 August 23-September 2, 2003
- 10 September 8-18, 1992
- 9 eight times, last: August 1-9, 2020

#### Home

- 20\* August 25, 2001-April 3, 2002
- 12 August 13-September 14, 2002
- 11 May 17-June 13, 2013
- 10 August 11-September 1, 2006
- 10 April 11-May 3, 1991
- 9 seven times, last: August 4-21, 2020

*\*streak includes final 17 games of 2001 and first three games of 2002*

#### Road

- 12 August 24-September 12, 2012
- 12 July 31-August 15, 1971
- 11 April 9-26, 1981
- 10 August 19-28, 2002
- 9 Sept. 24, 1989-April 26, 1990
- 9 April 23-May 3, 1988
- 8 seven times, last: May 16-June 4, 2019

### CONSECUTIVE LOSSES

#### Overall

- 14 July 29-August 12, 1977
- 12\* Sept. 22, 1995-April 4, 1996
- 12 April 19-30, 1994
- 11 June 8-18, 1978
- 10 May 30-June 9, 2011
- 10 July 28-August 7, 2008
- 9 seven times, last: May 22-June 1, 2012

*\*streak includes final nine games of 1995 and first three games of 1996*

#### Home

- 12 July 29-August 21, 1977
- 11 Sept. 19, 1978-April 15, 1979
- 9 June 4-20, 1982
- 8 June 23-July 9, 1979
- 8 May 3-22, 1994
- 8 April 8-May 1, 2001
- 8 September 9-24, 2016
- 8 June 19-July 3, 2017
- 7 four times, last: August 20-September 6, 1978

#### Road

- 15 May 24-June 23, 1986
- 13 May 31-June 30, 1979
- 12\* September 5, 1995-April 9, 1996
- 11 May 21-June 9, 2005
- 10 May 14-30, 1981
- 10 April 19-May 6, 1994
- 9 seven times, last: May 24-June 11, 2016

*\*streak includes final 11 games of 1995 and first game of 1996*

## INDIVIDUAL

### Hitting

- 25 Jason Giambi, May 12-June 23, 1997
- 24 Miguel Tejada, July 11-Aug. 4, 2002
- 24 Carney Lansford, July 27-Aug. 21, 1984
- 22 Eric Byrnes, May 8-June 1, 2003
- 19 Jason Giambi, April 7-30, 1996
- 19 Carney Lansford, Aug. 3-23, 1989
- 19 Carney Lansford, July 9-30, 1983
- 18 Jason Giambi, July 23-Aug. 10, 1999
- 18 Scott Spiezio, May 21-June 9, 1998
- 18 Mark McGwire, May 3-21, 1995

### Winning

- 13 Jim Hunter, June 2-Sept. 5, 1973
- 12 Mike Fiers, May 7-Aug. 27, 2019
- 11 Mark Mulder, May 9-July 18, 2004
- 10 Dan Haren, April 18-July 1, 2007
- 10 Barry Zito, Aug. 13, 2002-April 8, 2003
- 10 Bob Welch, May 11-June 30, 1990
- 10 Storm Davis, July 8-Sept. 5, 1988
- 10 Vida Blue, April 9-May 23, 1971
- 9 12 times, last: Jarrod Parker, May 28-Sept. 4, 2013

### Scoreless

- 39.0 Brad Ziegler, May 31-Aug. 14, 2008
- 37.0 Mike Torres, Aug. 29-Sept. 11, 1976
- 32.1 Paul Lindblad, May 31-July 9, 1975
- 32.0 Cory Lidle, Aug. 4-26, 2002
- 29.2 Rollie Fingers, May 29-July 15, 1971
- 29.1 Vida Blue, Sept. 10-23, 1973
- 28.0 Vida Blue, July 4-21, 1971
- 28.0 Bobby Witt, June 23-July 8, 1994
- 27.0 Catfish Hunter, May 17-29, 1973

# ATHLETICS LOW-HIT GAMES

## ATHLETICS NO-HITTERS (13 NINE INNINGS; 3 LESS THAN 9)

| Date           | Pitchers   | Opponent                                | Score |
|----------------|--|---|-------|
| July 22, 1905  | Weldon Henley  | at St. Louis (1st game)                 | 6-0   |
| Aug. 15, 1905  | Rube Waddell   | vs. St. Louis*                          | 2-0   |
| Aug. 29, 1906  | Jimmy Dygert & Rube Waddell                            | vs. Chicago*                            | 4-3   |
| Oct. 5, 1907   | Rube Vickers   | at Washington (2nd game, Perfect Game)* | 4-0   |
| May 12, 1910   | Chief Bender   | vs. Cleveland                           | 4-0   |
| Aug. 26, 1916  | Joe Bush   | vs. Cleveland                           | 5-0   |
| Sept. 9, 1945  | Dick Fowler  | vs. St. Louis (2nd game)                | 1-0   |
| Sept. 3, 1947  | Bill McCahan   | vs. Washington                          | 3-0   |
| May 8, 1968    | Jim Hunter   | vs. Minnesota (Perfect Game)            | 4-0   |
| Sept. 21, 1970 | Vida Blue  | vs. Minnesota                           | 6-0   |
| Sept. 28, 1975 | Vida Blue, Glenn Abbott, Paul Lindblad, Rollie Fingers | vs. California                          | 5-0   |
| Sept. 29, 1983 | Mike Warren  | vs. Chicago                             | 3-0   |
| June 29, 1990  | Dave Stewart   | at Toronto                              | 5-0   |
| May 9, 2010    | Dallas Braden  | vs. Tampa Bay (Perfect Game)            | 4-0   |
| April 21, 2018 | Sean Manaea  | vs. Boston                              | 3-0   |
| May 7, 2019    | Mike Fiers   | vs. Cincinnati                          | 2-0   |

\*5 innings

## NO-HITTERS AGAINST ATHLETICS (14)

| Date           | Pitchers  | Opponent                 | Score |
|----------------|---|--------------------------|-------|
| May 5, 1904    | Cy Young  | at Boston (Perfect Game) | 0-3   |
| Sept. 20, 1908 | Frank Smith   | at Chicago               | 0-1   |
| Sept. 4, 1923  | Sam Jones   | vs. New York             | 0-2   |
| Sept. 7, 1923  | Howard Ehmke  | vs. Boston               | 0-4   |
| July 10, 1947  | Don Black   | at Cleveland (1st game)  | 0-3   |
| May 6, 1953    | Bobo Holloman   | at St. Louis             | 0-6   |
| Aug. 26, 1962  | Jack Kralick  | at Minnesota             | 0-1   |
| Aug. 13, 1969  | Jim Palmer  | at Baltimore             | 0-8   |
| July 3, 1970   | Clyde Wright  | at California            | 0-4   |
| July 30, 1973  | Jim Bibby   | vs. Texas                | 0-6   |
| July 19, 1974  | Dick Bosman   | at Cleveland             | 0-4   |
| July 28, 1976  | John Odom & Francisco Barrios                             | vs. Chicago              | 1-2   |
| June 11, 1990  | Nolan Ryan  | vs. Texas                | 0-5   |
| July 13, 1991  | Bob Milacki, Mike Flanagan, Mark Williamson & Gregg Olson | vs. Baltimore            | 0-2   |

## OAKLAND ATHLETICS ONE-HITTERS (35)

| Date           | Pitchers                               | Broken Up By     | Inn.       | Opponent    | H/A | Score |
|----------------|--|------------------|------------|-------------|-----|-------|
| June 7, 1968   | John Odom                              | Dave Johnson     | 9 (2 outs) | Baltimore   | A   | 6-1   |
| Aug. 10, 1968  | John Odom, Diego Segui, Jack Aker      | Frank Howard     | 1          | Washington  | A   | 4-1   |
| May 24, 1970   | Chuck Dobson                           | Gail Hopkins     | 1          | Chicago     | A   | 5-1   |
| Sept. 11, 1970 | Vida Blue                              | Pat Kelly        | 8          | Kansas City | A   | 3-0   |
| July 16, 1971  | Vida Blue                              | Tony Taylor      | 4          | Detroit     | H   | 4-0   |
| May 31, 1973   | Ken Holtzman, Rollie Fingers           | Matty Alou       | 7          | New York    | A   | 6-0   |
| June 8, 1975   | Ken Holtzman                           | Tom Verzyer      | 9 (2 outs) | Detroit     | H   | 4-0   |
| June 10, 1975  | Jim Perry                              | Al Bumbry        | 6          | Baltimore   | H   | 4-0   |
| Aug. 28, 1976  | Vida Blue                              | Mickey Stanley   | 9 (1 out)  | Detroit     | H   | 5-2   |
| May 9, 1979    | Mike Norris                            | Gary Roenicke    | 7          | Baltimore   | A   | 4-2   |
| July 5, 1979   | Rick Langford                          | Brian Downing    | 5          | California  | A   | 3-0   |
| June 23, 1984  | Tim Conroy, Bill Caudill               | Alan Bannister   | 5          | Texas       | H   | 5-1   |
| Oct. 5, 1986   | Curt Young                             | Kevin Seitzer    | 7          | Kansas City | H   | 6-0   |
| June 9, 1987   | Curt Young                             | Kenny Williams   | 8          | Chicago     | H   | 8-3   |
| Aug. 4, 1988   | Dave Stewart                           | Jay Buhner       | 3          | Seattle     | H   | 2-0   |
| May 26, 1989   | Todd Burns, Rick Honeycutt, Eric Plunk | Rickey Henderson | 4          | New York    | A   | 4-0   |
| Apr. 14, 1992  | Ron Darling, Rick Honeycutt            | Keith Miller     | 8          | Kansas City | A   | 1-3   |
| June 23, 1994  | Bobby Witt                             | Greg Gagne       | 6          | Kansas City | H   | 4-0   |
| May 27, 1995   | Steve Ontiveros                        | Luis Polonia     | 6          | New York    | H   | 3-0   |
| Aug. 28, 2000  | Tim Hudson                             | Frank Thomas     | 4          | Chicago     | H   | 3-0   |
| July 6, 2001   | Mark Mulder                            | Danny Bautista   | 8          | Arizona     | A   | 3-0   |

| Date            | Pitchers   | Broken Up By     | Inn. | Opponent         | H/A | Score |
|-----------------|--|------------------|------|------------------|-----|-------|
| July 19, 2002   | Cory Lidle   | Juan Gonzalez    | 8    | Texas            | H   | 10-0  |
| August 4, 2002  | Cory Lidle, Ricardo Rincon, Chad Bradford, Billy Koch                  | Wendell Magee    | 6    | Detroit          | H   | 4-0   |
| August 21, 2002 | Cory Lidle   | Ellis Burks      | 1    | Cleveland        | A   | 6-0   |
| June 26, 2005   | Rich Harden, Ron Flores, Kiko Calero                                   | Deivi Cruz       | 5    | San Francisco    | H   | 16-0  |
| April 8, 2006   | Barry Zito, Kiko Calero, Joe Kennedy, Huston Street                    | Richie Sexson    | 2    | Seattle          | A   | 3-0   |
| June 30, 2007   | Chad Gaudin, Rich Harden   | Johnny Damon     | 6    | New York (AL)    | A   | 7-0   |
| May 24, 2008    | Justin Duchscherer, Huston Street                                      | David Ortiz      | 7    | Boston           | H   | 3-0   |
| Sept. 16, 2009  | Trevor Cahill, Michael Wuertz, Andrew Bailey                           | Marlon Byrd      | 2    | Texas            | A   | 4-0   |
| Sept. 23, 2010  | Dallas Braden, Brad Ziegler  | Nelson Cruz      | 1    | Texas            | H   | 5-0   |
| June 28, 2011   | Gio Gonzalez, Andrew Bailey  | Emilio Bonifacio | 1    | Florida          | H   | 1-0   |
| April 6, 2015   | Sonny Gray, Evan Scribner  | Ryan Rua         | 8    | Texas            | H   | 8-0   |
| April 23, 2015  | Jesse Chavez, Dan Otero, Tyler Clippard                                | Kole Calhoun     | 3    | Los Angeles (AL) | A   | 0-2   |
| June 11, 2015   | Scott Kazmir, Evan Scribner  | Elvis Andrus     | 5    | Texas            | H   | 7-0   |
| Sept. 12, 2018  | Liam Hendriks, Daniel Mengden, Ryan Dull, J.B. Wendelken, Aaron Brooks | Trey Mancini     | 1    | Baltimore        | A   | 10-0  |

## MOST RECENT ONE-HITTERS AGAINST ATHLETICS (31 TOTAL)

| Date           | Pitchers   | Opponent         | H/A | Score |
|----------------|--|------------------|-----|-------|
| May 30, 2018   | Nathan Eovaldi, Wilmer Font, Vidal Nuno                              | Tampa Bay        | H   | 0-6   |
| July 31, 2015  | Danny Salazar, Cody Allen  | Cleveland        | H   | 1-2   |
| May 21, 2014   | Erik Bedard, Brad Boxberger, Jake McGee, Joel Peralta, Grant Balfour | Tampa Bay        | A   | 3-2   |
| May 22, 2012   | C.J. Wilson, Ernesto Frieri  | Los Angeles (AL) | H   | 0-5   |
| May 19, 2012   | Ryan Vogelsong, Javier Lopez, Clay Hensley                           | San Francisco    | A   | 0-4   |
| April 10, 2012 | Danny Duffy, Aaron Crow  | Kansas City      | H   | 0-3   |
| Aug. 21, 2011  | Luis Perez, Casey Janssen  | Toronto          | H   | 0-1   |
| Sept. 2, 2010  | CC Sabathia, Jonathan Albaladejo                                     | New York (AL)    | A   | 0-5   |
| Aug. 16, 2010  | Shaun Marcum   | Toronto          | H   | 1-3   |
| June 7, 2007   | Curt Schilling   | Boston           | H   | 0-1   |
| July 7, 2006   | John Lackey  | Los Angeles (AL) | H   | 0-3   |
| June 20, 2006  | Jason Jennings, Tom Martin, Brian Fuentes                            | Colorado         | A   | 0-6   |
| May 21, 2006   | Matt Cain  | San Francisco    | H   | 0-6   |
| May 2, 1998    | Roger Clemens, Paul Quantrill  | Toronto          | H   | 0-7   |
| Sept. 2, 1996  | David Cone, Mariano Rivera   | New York (AL)    | H   | 0-5   |

## OAKLAND ATHLETICS STEALS OF HOME

|             |   |             |   |
|-------------|---|-------------|---|
| <b>1968</b> | Sal Bando vs. Detroit, May 26<br>Danny Cater vs. Chicago, September 24<br>Danny Cater vs. Minnesota, September 28   | <b>1984</b> | Carney Lansford vs. Kansas City, June 18  |
| <b>1969</b> | Danny Cater vs. Seattle, May 4  | <b>1985</b> | Rob Picciolo at Boston, May 11<br>Mike Davis at Chicago, June 20<br>Donnie Hill vs. Cleveland, June 21<br>Mike Gallego at Chicago, September 21 |
| <b>1974</b> | Angel Mangual vs. Detroit, May 27   | <b>1986</b> | Alfredo Griffin at Seattle, April 18<br>Carney Lansford at Milwaukee, May 1<br>Dwayne Murphy at Milwaukee, July 6                               |
| <b>1976</b> | Claudell Washington vs. Minnesota, September 15   | <b>1987</b> | Reggie Jackson at Seattle, April 18   |
| <b>1978</b> | Taylor Duncan vs. Kansas City, July 2 (Game 1)  | <b>1989</b> | Mike Gallego vs. California, April 22   |
| <b>1979</b> | Wayne Gross at Seattle, April 11  | <b>1991</b> | Jose Canseco at Minnesota, April 23<br>Mike Gallego at Seattle, August 15<br>Scott Brosius at Kansas City, October 2                            |
| <b>1980</b> | Rickey Henderson vs. California, April 20<br>Wayne Gross vs. Detroit, May 3<br>Dwayne Murphy vs. Detroit, May 3<br>Dwayne Murphy vs. Kansas City, May 28<br>Wayne Gross vs. Kansas City, May 28<br>Jeff Cox at Chicago, July 4<br>Rickey Henderson vs. Cleveland, July 19 | <b>1992</b> | Mike Bordick vs. Kansas City, April 6<br>Carney Lansford vs. Detroit, July 19   |
| <b>1981</b> | Dave McKay vs. Toronto, September 30  | <b>1997</b> | Jose Canseco at Texas, May 22   |
| <b>1982</b> | Davey Lopes at Seattle, April 17<br>Dave McKay vs. Cleveland, May 8<br>Rickey Henderson at Chicago, June 8<br>Rickey Henderson at California, July 26<br>Jeff Burroughs vs. Boston, August 20   | <b>1998</b> | Miguel Tejada vs. Tampa Bay, September 6  |
| <b>1983</b> | Bill Almon vs. Milwaukee, May 24<br>Mike Heath at Chicago, September 7<br>Mike Davis vs. Toronto, September 25  | <b>2000</b> | Jason Giambi at Los Angeles (NL), June 11<br>Eric Chavez at Toronto, September 1  |
|             |   | <b>2006</b> | Jay Payton at Baltimore, July 17  |
|             |   | <b>2008</b> | Bobby Crosby at Texas, May 11<br>Carlos Gonzalez vs. Florida, June 22   |
|             |   | <b>2017</b> | Mark Canha at Los Angeles (AL), August 5  |
|             |   | <b>2018</b> | Mark Canha vs. Toronto, July 31   |

# CAREER GAMES PLAYED LEADERS

## FRANCHISE LEADERS

### Catcher

|                            |      |
|----------------------------|------|
| Mickey Cochrane.....       | 1148 |
| Cy Perkins.....            | 1095 |
| Terry Steinbach.....       | 1050 |
| Frank Hayes.....           | 959  |
| Kurt Suzuki.....           | 684  |
| Ossee Schreckengost... 597 |      |
| Ramon Hernandez.....       | 591  |
| Mike Heath.....            | 537  |
| Mike Powers.....           | 518  |
| Joe Astroth.....           | 511  |

### First Base

|                     |      |
|---------------------|------|
| Harry Davis.....    | 1390 |
| Mark McGwire.....   | 1251 |
| Jimmie Foxx.....    | 1020 |
| Stuffy McInnis..... | 956  |
| Dick Siebert.....   | 940  |
| Ferris Fain.....    | 830  |
| Jason Giambi.....   | 728  |
| Joe Hauser.....     | 539  |
| Daric Barton.....   | 534  |
| Norm Siebern.....   | 471  |

### Second Base

|                    |      |
|--------------------|------|
| Dick Green.....    | 1158 |
| Max Bishop.....    | 1139 |
| Mark Ellis.....    | 1021 |
| Eddie Collins..... | 996  |
| Danny Murphy.....  | 810  |
| Pete Suder.....    | 805  |
| Jimmy Dykes.....   | 676  |
| Jerry Lumpe.....   | 653  |
| Tony Phillips..... | 529  |
| Mike Gallego.....  | 452  |

### Third Base

|                      |      |
|----------------------|------|
| Sal Bando.....       | 1446 |
| Eric Chavez.....     | 1233 |
| Carney Lansford..... | 1096 |
| Frank Baker.....     | 896  |
| Jimmy Dykes.....     | 791  |
| Wayne Gross.....     | 719  |
| Ed Charles.....      | 695  |
| Lave Cross.....      | 675  |
| Sammy Hale.....      | 641  |
| Hank Majeski.....    | 583  |

### Shortstop

|                      |      |
|----------------------|------|
| Bert Campaneris..... | 1702 |
| Chick Galloway.....  | 971  |
| Miguel Tejada.....   | 935  |
| Eddie Joost.....     | 907  |
| Joe DeMaestri.....   | 890  |
| Jack Barry.....      | 877  |
| Marcus Semien.....   | 769  |
| Mike Bordick.....    | 715  |
| Monte Cross.....     | 711  |
| Bobby Crosby.....    | 582  |

### Outfield

|                       |      |
|-----------------------|------|
| Rickey Henderson..... | 1592 |
| Bob Johnson.....      | 1399 |
| Al Simmons.....       | 1256 |
| Bing Miller.....      | 1230 |
| Sam Chapman.....      | 1230 |
| Reggie Jackson.....   | 1196 |
| Dwayne Murphy.....    | 1177 |
| Elmer Valo.....       | 1168 |
| Topsy Hartsel.....    | 1110 |
| Rube Oldring.....     | 1061 |

### Designated Hitter

|                      |     |
|----------------------|-----|
| Dave Kingman.....    | 428 |
| Chris Davis.....     | 379 |
| Mitchell Page.....   | 355 |
| Jack Cust.....       | 303 |
| Erubiel Durazo.....  | 292 |
| Harold Baines.....   | 271 |
| Billy Williams.....  | 251 |
| Geronimo Berroa..... | 234 |
| Dave Parker.....     | 201 |
| Jose Canseco.....    | 196 |

### Pitcher

|                       |     |
|-----------------------|-----|
| Dennis Eckersley..... | 525 |
| Eddie Plank.....      | 524 |
| Rollie Fingers.....   | 502 |
| Eddie Rommel.....     | 500 |
| Paul Lindblad.....    | 479 |
| Rube Walberg.....     | 412 |
| Lefty Grove.....      | 402 |
| Rick Honeycutt.....   | 387 |
| Chief Bender.....     | 385 |
| Jim Hunter.....       | 363 |

## OAKLAND LEADERS

### Catcher

|                      |      |
|----------------------|------|
| Terry Steinbach..... | 1050 |
| Kurt Suzuki.....     | 684  |
| Ramon Hernandez..... | 591  |
| Mike Heath.....      | 537  |
| Gene Tenace.....     | 446  |
| Jeff Newman.....     | 438  |
| Dave Duncan.....     | 423  |
| Jason Kendall.....   | 368  |
| Jim Essian.....      | 316  |
| Stephen Vogt.....    | 315  |

### First Base

|                        |            |
|------------------------|------------|
| Mark McGwire.....      | 1251       |
| Jason Giambi.....      | 728        |
| Daric Barton.....      | 534        |
| Scott Hatteberg.....   | 420        |
| <b>Matt Olson.....</b> | <b>396</b> |
| Bruce Bochte.....      | 387        |
| Gene Tenace.....       | 385        |
| Dave Revering.....     | 337        |
| Dan Johnson.....       | 283        |
| Danny Cater.....       | 253        |

### Second Base

|                    |      |
|--------------------|------|
| Mark Ellis.....    | 1021 |
| Dick Green.....    | 721  |
| Tony Phillips..... | 529  |
| Mike Gallego.....  | 452  |
| Brent Gates.....   | 397  |
| Jed Lowrie.....    | 378  |
| Eric Sogard.....   | 323  |
| Phil Garner.....   | 322  |
| Scott Spiezio..... | 300  |
| Mike Edwards.....  | 269  |

### Third Base

|                          |            |
|--------------------------|------------|
| Sal Bando.....           | 1395       |
| Eric Chavez.....         | 1233       |
| Carney Lansford.....     | 1096       |
| Wayne Gross.....         | 719        |
| <b>Matt Chapman.....</b> | <b>421</b> |
| Scott Brosius.....       | 398        |
| Josh Donaldson.....      | 376        |
| Jack Hannahan.....       | 218        |
| Craig Paquette.....      | 193        |
| Kevin Kouzmanoff.....    | 188        |

### Shortstop

|                       |      |
|-----------------------|------|
| Bert Campaneris.....  | 1272 |
| Miguel Tejada.....    | 935  |
| Marcus Semien.....    | 769  |
| Mike Bordick.....     | 715  |
| Bobby Crosby.....     | 582  |
| Walt Weiss.....       | 522  |
| Cliff Pennington..... | 466  |
| Alfredo Griffin.....  | 461  |
| Rob Picciolo.....     | 452  |
| Mario Guerrero.....   | 301  |

### Outfield

|                       |      |
|-----------------------|------|
| Rickey Henderson..... | 1592 |
| Dwayne Murphy.....    | 1177 |
| Reggie Jackson.....   | 1162 |
| Jose Canseco.....     | 851  |
| Joe Rudi.....         | 846  |
| Mike Davis.....       | 695  |
| Tony Armas.....       | 679  |
| Coco Crisp.....       | 665  |
| Dave Henderson.....   | 636  |
| Bill North.....       | 627  |

### Designated Hitter

|                      |     |
|----------------------|-----|
| Dave Kingman.....    | 428 |
| Chris Davis.....     | 379 |
| Mitchell Page.....   | 355 |
| Jack Cust.....       | 303 |
| Erubiel Durazo.....  | 292 |
| Harold Baines.....   | 271 |
| Billy Williams.....  | 251 |
| Geronimo Berroa..... | 234 |
| Dave Parker.....     | 201 |
| Jose Canseco.....    | 196 |

### Pitcher

|                       |     |
|-----------------------|-----|
| Dennis Eckersley..... | 525 |
| Rollie Fingers.....   | 502 |
| Paul Lindblad.....    | 391 |
| Rick Honeycutt.....   | 387 |
| Buddy Groom.....      | 301 |
| Jerry Blevins.....    | 281 |
| Gene Nelson.....      | 281 |
| Bill Taylor.....      | 281 |
| Vida Blue.....        | 273 |
| Jim Hunter.....       | 266 |

## OAKLAND A'S CONSECUTIVE GAMES PLAYED

|     |   |
|-----|---|
| 594 | Miguel Tejada (June 2, 2000-September 28, 2003) |
| 456 | Terrence Long (July 13, 2000 to June 4, 2003)   |
| 347 | Alfredo Griffin (April 9, 1985-April 30, 1987)  |
| 276 | Marcus Semien (June 28, 2018-August 29, 2020)   |
| 203 | Danny Cater (July 7, 1968-August 24, 1969)      |

|     |  |
|-----|--|
| 199 | Sal Bando (August 27, 1968-April 14, 1970) |
| 198 | Tony Armas (July 11, 1980-April 16, 1982)  |
| 176 | Sal Bando (June 13, 1970-June 27, 1971)    |
| 169 | Sal Bando (April 6, 1973-April 14, 1974)   |
| 169 | Gene Tenace (May 25, 1973-May 31, 1974)    |

# HOMESTANDS AND ROAD TRIPS

## BEST HOMESTANDS

| W-L  | Year | Dates           | Opponents  |
|------|------|-----------------|--|
| 7-0  | 2004 | Aug. 23-29      | Baltimore 4, Tampa Bay 3                         |
| 7-0  | 2001 | Sept. 3-10      | Baltimore 3, Tampa Bay 3, Texas 1                |
| 7-0  | 1992 | Sept. 10-16     | Seattle 4, Minnesota 3                           |
| 6-0  | 2020 | Aug. 4-9        | Texas 3, Houston 3                               |
| 6-0  | 2014 | July 3-8        | Toronto 4, San Francisco 2                       |
| 6-0  | 2012 | Sept. 28-Oct. 3 | Seattle 3, Texas 3                               |
| 6-0  | 2006 | June 13-18      | Seattle 3, Los Angeles (NL) 3                    |
| 6-0  | 2003 | Aug. 26-31      | Baltimore 3, Tampa Bay 3                         |
| 6-0  | 2001 | Sept. 21-27     | Seattle 3, Anaheim 3                             |
| 6-0  | 2001 | Aug. 7-12       | Boston 3, New York 3                             |
| 6-0  | 2001 | May 15-20       | New York 3, Chicago 3                            |
| 6-0  | 1970 | Sept. 1-6       | Chicago 3, Kansas City 3                         |
| 11-1 | 2004 | June 1-13       | Chicago 2, Toronto 4, Cincinnati 3, Pittsburgh 3 |
| 9-1  | 1976 | Aug. 6-15       | California 4, Milwaukee 3, Boston 3              |

## WORST HOMESTANDS

| W-L  | Year | Dates           | Opponents                                       |
|------|------|-----------------|---|
| 1-9  | 1979 | July 6-15       | New York 4, Baltimore 3, Boston 3               |
| 1-8  | 2001 | April 6-15      | Anaheim 3, Seattle 3, Texas 3                   |
| 1-8  | 1993 | Aug. 27-Sept. 5 | Detroit 3, Toronto 3, Baltimore 3               |
| 1-8  | 1982 | June 15-23      | Chicago 3, Toronto 3, Kansas City 3             |
| 1-7  | 1978 | Aug. 15-23      | New York 2, Boston 3, Baltimore 3               |
| 1-6  | 1994 | April 27-May 4  | Boston 2, New York 3, Baltimore 2               |
| 2-10 | 1977 | July 26-Aug. 7  | California 3, New York 3, Baltimore 2, Boston 4 |
| 1-5* | 2016 | Sept. 19-25     | Houston 3, Texas 3                              |

\*13 times total; homestand listed is most recent

## BEST ROAD TRIPS

| W-L  | Year | Dates          | Opponents   |
|------|------|----------------|---|
| 10-0 | 2002 | Aug. 19-28     | Cleveland 4, Detroit 3, Kansas City 3             |
| 8-0  | 1981 | April 9-16     | Minnesota 4, California 4                         |
| 6-0  | 2013 | April 5-11     | Houston 3, Los Angeles 3                          |
| 10-1 | 1988 | April 21-May 3 | Chicago 4, Toronto 3, Cleveland 2, Detroit 2      |
| 10-1 | 1971 | April 12-22    | Milwaukee 2, Minnesota 2, Chicago 4, California 3 |
| 8-1  | 1990 | Sept. 3-12     | Boston 3, New York 3, Seattle 3                   |
| 6-1* | 2019 | Sept. 9-15     | Houston 4, Texas 3                                |

\*10 times total; road trip listed is most recent

## WORST ROAD TRIPS

| W-L | Year | Dates           | Opponents                                      |
|-----|------|-----------------|--|
| 0-9 | 1995 | Sept. 22-Oct. 1 | Seattle 3, Texas 2, California 4               |
| 0-8 | 1994 | April 19-26     | Boston 3, New York 3, Baltimore 2              |
| 0-8 | 1976 | May 17-23       | Minnesota 2, Kansas City 2, Chicago 4          |
| 0-7 | 2015 | Aug. 11-17      | Toronto 3, Baltimore 4                         |
| 0-7 | 1998 | July 21-27      | Baltimore 3, Tampa Bay 4                       |
| 0-7 | 1986 | June 5-11       | Chicago 4, Cleveland 3                         |
| 0-7 | 1979 | June 11-17      | Detroit 2, Cleveland 2, Toronto 3              |
| 0-6 | 2017 | Aug. 28-Sept. 3 | Los Angeles (AL) 3, Seattle 3                  |
| 0-6 | 1999 | May 18-23       | Kansas City 3, Minnesota 3                     |
| 0-6 | 1998 | April 10-15     | New York 3, Boston 3                           |
| 0-6 | 1995 | July 14-18      | Cleveland 4, Milwaukee 2                       |
| 1-9 | 2011 | June 3-12       | Boston 3, Baltimore 3, Chicago 4               |
| 1-9 | 2008 | August 1-10     | Boston 3, Toronto 4, Detroit 3                 |
| 1-9 | 1981 | May 12-21       | New York 3, Milwaukee 3, Baltimore 2, Boston 2 |

All homestand and road trip records based on a minimum of six games.

# LONGEST GAMES IN OAKLAND HISTORY

| Innings | Opponent         | Date             | Score   | Innings | Opponent         | Date            | Score  |
|---------|------------------|------------------|---------|---------|------------------|-----------------|--------|
| 21      | at Washington    | June 4, 1971     | W, 5-3  | 17      | Los Angeles (NL) | June 17, 2006   | W, 5-4 |
| 20      | California       | July 9, 1971     | W, 1-0  | 16      | California       | Apr. 8, 1982    | L, 6-8 |
| 19      | Chicago          | Aug. 10-11, 1972 | W, 5-3  | 16      | Seattle (1)      | Apr. 11, 1982   | L, 3-6 |
| 19      | Los Angeles (AL) | April 29, 2013   | W, 10-8 | 16      | Minnesota        | Apr. 20, 1982   | W, 4-3 |
| 18      | Baltimore        | Aug. 24, 1969    | W, 9-8  | 16      | Chicago          | June 10, 1983   | W, 2-1 |
| 18      | Minnesota        | Sept. 6, 1969    | L, 6-8  | 16      | at Toronto       | July 3, 1988    | W, 9-8 |
| 18      | at Minnesota     | August 8, 2004   | W, 6-5  | 16      | at Cleveland     | July 4, 1988    | W, 4-2 |
| 18      | New York (AL)    | June 13, 2013    | W, 3-2  | 16      | at New York (AL) | August 9, 2002  | W, 3-2 |
| 17      | Milwaukee        | May 23, 1983     | W, 5-4  | 16      | at Cleveland     | August 31, 2011 | L, 3-4 |



# GAME TIMES

## LONGEST GAMES IN OAKLAND HISTORY

| Time | Opponent            | W-L      | Date           |
|------|---------------------|----------|----------------|
| 6:32 | Los Angeles-AL (19) | W, 10-8  | April 29, 2013 |
| 6:00 | at New York-AL (16) | W, 3-2   | Aug. 9, 2002   |
| 5:48 | Chicago-AL (14)     | W, 12-11 | April 18, 2018 |
| 5:43 | at New York-AL (14) | L, 9-10  | Sept. 22, 2012 |
| 5:35 | New York-AL (18)    | W, 3-2   | June 13, 2013  |
| 5:31 | California (16)     | L, 8-6   | Apr. 8, 1982   |

| Time | Opponent           | W-L     | Date          |
|------|--------------------|---------|---------------|
| 5:31 | Chicago (19) *     | W, 5-3  | Aug. 10, 1972 |
| 5:19 | Texas (15)         | L, 4-16 | July 3, 1983  |
| 5:19 | at Washington (21) | W, 5-3  | June 4, 1971  |
| 5:18 | Seattle (1) (16)   | L, 6-3  | Apr. 11, 1982 |

\* Suspended game; completed on August 11, 1972.

## LONGEST NINE-INNING GAMES IN OAKLAND HISTORY

| Time | Opponent            | W-L      | Date           |
|------|---------------------|----------|----------------|
| 4:31 | at New York (AL)    | L, 9-22  | Aug. 25, 2011  |
| 4:15 | San Francisco       | L, 8-9   | June 23, 2012  |
| 4:15 | at Tampa Bay        | W, 13-9  | May 31, 2002   |
| 4:13 | at Los Angeles (AL) | L, 9-10  | June 5, 2019   |
| 4:12 | at Los Angeles (AL) | W, 11-10 | August 6, 2017 |

| Time | Opponent         | W-L      | Date           |
|------|------------------|----------|----------------|
| 4:09 | at Texas         | W, 9-8   | Sept. 13, 2013 |
| 4:09 | Detroit          | W, 12-7  | Apr. 7, 1993   |
| 4:08 | at Texas         | L, 9-12  | Sept. 9, 2007  |
| 4:06 | at Houston       | W, 12-5  | April 25, 2014 |
| 4:06 | at New York (AL) | L, 17-13 | Apr. 10, 1998  |

## QUICKEST NINE-INNING GAMES IN OAKLAND HISTORY

| Time | Opponent    | W-L    | Date           |
|------|-------------|--------|----------------|
| 1:35 | Kansas City | W, 2-1 | Sept. 28, 1971 |
| 1:37 | New York    | L, 3-0 | May 10, 1975   |
| 1:39 | Texas       | W, 4-1 | May 22, 1973   |
| 1:39 | Boston      | W, 3-2 | Aug. 8, 1975   |
| 1:42 | at New York | W, 6-0 | May 31, 1973   |

| Time | Opponent     | W-L    | Date           |
|------|--------------|--------|----------------|
| 1:43 | Cleveland    | W, 3-1 | May 3, 1974    |
| 1:43 | at Texas (1) | W, 1-0 | Sept. 15, 1978 |
| 1:43 | at Minnesota | L, 1-0 | Aug. 12, 1979  |
| 1:44 | Detroit      | W, 4-0 | June 8, 1975   |
| 1:44 | Texas        | W, 1-0 | July 30, 1975  |

**Note:** The last time the A's played a nine-inning game in under 2:00 was on July 8, 2008 vs. Seattle in Oakland (1:49).

# OAKLAND A'S AT THE ALL-STAR BREAK

| Year | Record | Pos. | GB/GA | Leader           |
|------|--------|------|-------|------------------|
| 1968 | 39-43  | 6    | -15.5 | Detroit          |
| 1969 | 53-39  | 2    | -4.0  | Minnesota        |
| 1970 | 47-40  | 3    | -9.5  | Minnesota        |
| 1971 | 56-31  | 1    | +11.5 | Oakland          |
| 1972 | 56-35  | 1    | +6.5  | Oakland          |
| 1973 | 56-42  | 1    | +2.5  | Oakland          |
| 1974 | 55-41  | 1    | +5.0  | Oakland          |
| 1975 | 55-32  | 1    | +8.5  | Oakland          |
| 1976 | 44-41  | 3    | -8.5  | Kansas City      |
| 1977 | 39-51  | 6    | -15.0 | Chicago          |
| 1978 | 43-44  | 4    | -3.5  | California       |
| 1979 | 25-69  | 7    | -30.5 | California       |
| 1980 | 36-45  | 4    | -11.5 | Kansas City      |
| 1981 | 37-23* | 1    | +1.5  | Oakland          |
| 1982 | 38-50  | 6    | -12.0 | California       |
| 1983 | 37-43  | 5    | -8.0  | Texas            |
| 1984 | 43-45  | 4    | -3.0  | Chicago          |
| 1985 | 46-41  | 2    | -6.0  | California       |
| 1986 | 34-56  | 7    | -15.5 | California       |
| 1987 | 46-41  | t2   | -2.0  | Minnesota        |
| 1988 | 54-34  | 1    | +5.5  | Oakland          |
| 1989 | 52-36  | 2    | -1.5  | California       |
| 1990 | 51-31  | 1    | +1.0  | Oakland          |
| 1991 | 44-38  | 5    | -2.5  | Texas            |
| 1992 | 51-36  | 2    | -2.0  | Minnesota        |
| 1993 | 38-46  | 6    | -6.0  | Chicago          |
| 1994 | 39-48  | 2    | -3.0  | Texas            |
| 1995 | 36-35  | 3    | -4.0  | California/Texas |

| Year | Record | Pos. | GB/GA | Leader        |
|------|--------|------|-------|---------------|
| 1996 | 43-45  | t3   | -8.5  | Texas         |
| 1997 | 37-52  | 4    | -13.0 | Seattle       |
| 1998 | 41-45  | 3    | -8.0  | Anaheim       |
| 1999 | 43-44  | 2    | -5.0  | Texas         |
| 2000 | 48-38  | 3    | -3.0  | Seattle       |
| 2001 | 44-43  | 2    | -19.0 | Seattle       |
| 2002 | 50-38  | 3    | -5.0  | Seattle       |
| 2003 | 54-39  | 2    | -4.0  | Seattle       |
| 2004 | 47-39  | 2    | -2.0  | Texas         |
| 2005 | 44-43  | 3    | -7.5  | Los Angeles   |
| 2006 | 45-43  | t1   | —     | Oakland/Texas |
| 2007 | 44-44  | 3    | -9    | Los Angeles   |
| 2008 | 51-44  | 2    | -6    | Los Angeles   |
| 2009 | 37-49  | 4    | -12   | Los Angeles   |
| 2010 | 43-46  | 3    | -7.5  | Texas         |
| 2011 | 39-53  | 4    | -12   | Texas         |
| 2012 | 43-43  | 3    | -9    | Texas         |
| 2013 | 56-39  | 1    | +2    | Oakland       |
| 2014 | 59-36  | 1    | +1½   | Oakland       |
| 2015 | 41-50  | 5    | -8½   | Los Angeles   |
| 2016 | 38-51  | 4    | -15½  | Texas         |
| 2017 | 39-50  | 5    | -21   | Houston       |
| 2018 | 55-42  | 3    | -8    | Houston       |
| 2019 | 51-41  | 2    | -7    | Houston       |
| 2020 | —      | —    | —     | —             |

\* Strike Break

# HIGH SCORING GAMES IN OAKLAND HISTORY

## ATHLETICS

| Score | Opponent         | Date           |
|-------|------------------|----------------|
| 23-2  | Texas            | Sept. 30, 2000 |
| 21-7  | at Houston       | Sept. 10, 2019 |
| 21-3  | Los Angeles (AL) | Sept. 20, 2018 |
| 21-3  | at Kansas City   | June 18, 2000  |
| 21-7  | at Boston        | June 14, 1969  |
| 20-2  | Boston           | Aug. 31, 2012  |
| 19-4  | at Kansas City   | Aug. 26, 2019  |
| 19-5  | Texas            | Sept. 29, 1991 |
| 19-5  | at New York      | Aug. 29, 1989  |
| 19-3  | at Milwaukee     | May 15, 1985   |
| 18-3  | at Minnesota     | Sept. 11, 2013 |
| 18-2  | at California    | June 27, 1996  |

## OPPONENTS

| Score | Opponent      | Date          |
|-------|---------------|---------------|
| 22-9  | at New York   | Aug. 25, 2011 |
| 20-4  | at Detroit    | Apr. 13, 1993 |
| 20-6  | Cleveland     | May 4, 1991   |
| 20-11 | at Minnesota  | Apr. 27, 1980 |
| 18-2  | at Baltimore  | Aug. 16, 2015 |
| 18-3  | at Colorado   | July 18, 2000 |
| 18-2  | San Francisco | June 4, 2000  |
| 18-2  | New York      | Aug. 26, 1997 |
| 18-5  | Baltimore     | Aug. 15, 1996 |
| 18-11 | at Toronto    | July 29, 1995 |

# BIGGEST COMEBACKS AND BLOWN LEADS

## BIGGEST COME-FROM-BEHIND VICTORIES IN OAKLAND HISTORY

| Deficit | Score | Inn. | Opponent            | Date              | Final Score |
|---------|-------|------|---------------------|-------------------|-------------|
| 10      | 2-12  | B3   | Minnesota           | July 20, 2009     | 14-13       |
| 8       | 0-8   | B2   | Kansas City         | June 18, 1993     | 10-9        |
| 8       | 0-8   | T3   | at Toronto          | August 21, 2006   | 12-10       |
| 8       | 2-10  | T7   | at Texas            | July 24, 2018     | 13-10 (10)  |
| 7       | 1-8   | T6   | at Chicago          | May 22, 1970      | 9-8         |
| 7       | 0-7   | B5   | Minnesota           | Sept. 28, 1972    | 8-7         |
| 7       | 0-7   | T3   | at California       | July 30, 1983 (1) | 13-8        |
| 7       | 1-8   | T6   | at Chicago          | May 21, 1993      | 12-11       |
| 7       | 0-7   | B3   | Boston              | May 3, 1999       | 12-11 (10)  |
| 7       | 1-8   | B3   | Baltimore           | June 19, 2000     | 13-12 (10)  |
| 7       | 0-7   | B5   | Detroit             | Sept. 2, 2007     | 8-7 (10)    |
| 7       | 2-9   | T5   | at Los Angeles (AL) | Sept. 26, 2009    | 15-10       |

**Notes:** The all-time Athletics franchise record for biggest come-from-behind victory is also the Major League record, set by the Philadelphia A's on June 15, 1925 against Cleveland...the A's trailed by 12 runs in that game but scored 13 runs in the bottom of the eighth inning to win, 17-15...twice in Oakland history the A's have erased leads of eight or more runs, only to eventually lose the game...in the second game of a doubleheader at Toronto on Sept. 15, 1982, the A's trailed the Blue Jays 11-2 after six innings, but came back to tie the game at 11 before the Blue Jays scored one run in the bottom of the ninth for the 12-11 victory...on April 14, 2001, the A's trailed the Texas Rangers, 8-0 heading into the bottom of the fourth inning and tied the game at eight before the Rangers scored one in the top of the ninth for the 9-8 victory.

## LARGEST LEADS SURRENDERED IN OAKLAND LOSSES

| Lead | Score | Inn. | Opponent            | Date          | Final Score |
|------|-------|------|---------------------|---------------|-------------|
| 8    | 15-7  | B7   | at Texas            | May 5, 2000   | 16-17       |
| 7    | 7-0   | T5   | Kansas City         | Sept. 6, 1978 | 8-11 (12)   |
| 7    | 7-0   | B6   | at Texas            | May 25, 2006  | 7-8         |
| 6*   | 7-1   | B3   | at Los Angeles (AL) | June 5, 2019  | 9-10        |

\*16 times total; game listed is most recent

**Notes:** The A's blew an 11-0 lead to Kansas City on Sept. 4, 2002, but won the game 12-11 on a pinch hit, game-ending home run by Scott Hatteberg in the bottom of the ninth inning...the win gave the A's their American League-record 20th consecutive victory...three other times in Oakland history the A's have blown seven-run leads only to win the game...the last time was on April 24, 1997 vs. Minnesota, when the A's led 8-1 after four innings and fell behind 11-8 before tying the game in the bottom of the ninth...the A's eventually won in 11 innings, 12-11...the Athletics franchise record was set on June 17, 1936 when the Philadelphia A's led the St. Louis Browns 13-2 entering the bottom of the sixth inning...the Browns scored once in the bottom of the sixth, three times in the seventh, seven times in the eighth and once in the ninth for a 14-13 win.

---

# THE LAST TIME IT HAPPENED

---

## OAKLAND PITCHING – TEAM

**No-Hitter:** vs. Cincinnati, May 7, 2019 (Fiers)

**One-Hitter:** at Baltimore, September 12, 2018 (Hendriks, Mengden, Dull, Wendelken, Brooks)

**Two-Hitter:** at Seattle, September 14, 2020 (G#2) (Minor)

**Back-to-Back Complete Games:** at Chicago, July 31, 2010 (Braden) and Aug. 1 (Gonzalez); vs. Kansas City, Aug. 2 (Cahill)

**Four Straight Complete Games:** April 24-28, 1982 (at California; at California; at Baltimore DH)

**Back-to-Back Shutouts:** vs. San Francisco, September 18-19, 2020 (6-0, 6-0)

**Back-to-Back Complete Game Shutouts:** vs. Tampa Bay, Sept. 9 (Hudson) and Sept. 10 (Zito), 2000

**Back-to-Back 10 Strikeout Games by Individuals:** vs. Detroit, September 7 (Bassitt, 11) and 8 (Manaea, 10), 2019

## OAKLAND PITCHING – INDIVIDUAL

**No-Hitter:** Mike Fiers vs. Cincinnati, May 7, 2019

**One-Hitter:** Cory Lidle at Cleveland, August 21, 2002

**Two-Hitter:** Mike Minor at Seattle, September 14, 2020 (G#2)

**10 or More Strikeouts:** Frankie Montas (13) vs. Seattle, September 27, 2020

**14 or More Strikeouts:** Todd Stottlemyre (15) vs. Kansas City, June 16, 1995

**Back-to-Back Games, 10 or More Strikeouts:** Brandon McCarthy at Cle., Aug. 29, 2011 (10); vs. Sea., Sept. 3, 2011 (10)

**Four Strikeouts in One Inning:** Ryan Dull vs. Chicago (AL), April 17, 2018 (8th)

**Complete Game, ML Debut:** Mike Morgan vs. Baltimore, June 11, 1978

**Complete Game Shutout, ML Debut:** Mike Norris vs. Chicago, Apr. 10, 1975

**Back-to-Back Complete Games:** Brandon McCarthy at Cleveland, August 29, 2011; vs. Seattle, September 3, 2011

**Three Straight Complete Games:** Mark Mulder vs. Minnesota, May 9; at Kansas City, May 15; vs. Kansas City, May 21, 2004

**Back-to-Back Shutouts:** Mark Mulder at Arizona, July 6, 2001; vs. Los Angeles, July 12, 2001

**More Than 9 Innings Pitched:** Todd Stottlemyre (10.0) vs. Kansas City, June 16, 1995

**Position Player Pitched:** Nick Martini at Houston, July 22, 2019

**Home Run by Pitcher:** John "Blue Moon" Odom vs. California, Sept. 4, 1972 (G#1)

(Note: Ken Holtzman homered in Game 4 of the 1974 World Series, October 16, 1974)

## OAKLAND HITTING – TEAM

**Three Straight Home Runs:** vs. Texas, April 15, 2006 (Chavez, Thomas, Bradley)

**Three Home Runs, Inning:** at San Francisco, August 16, 2020 (Pinder, Piscotty, Semien)

**Four Home Runs, Inning:** vs. Chicago (B3), Apr. 27, 2002 (Hatteberg, Long, Pena, Meneshino)

**Five or More Home Runs, Game:** 5, at Texas, September 13, 2019 (Davis 2, Laureano, Olson, Semien)

**Six or More Home Runs, Game:** 6, at Houston, September 10, 2019 (Murphy 2, Olson 2, Davis, Semien)

**Seven or More Home Runs, Game:** 8 at California, June 27, 1996 (Berroa, Brosius 2, Giambi, Herrera, McGwire, Steinbach, Young)

**Two Grand Slams, Game:** at Seattle, September 10, 2007 (Suzuki and Johnson)

**Home Runs by First Two Batters of Game:** Terrence Long and Randy Velarde vs. Kansas City, May 16, 2000

**10 or More Plate Appearances, Inning:** 10 at Seattle, September 14, 2020 (3rd)

(Note: Had 10 vs. Chicago in Game 3 of ALWCS on October 1, 2020, 4th)

**11 or More Plate Appearances, Inning:** 13 at Texas, September 12, 2020 (2nd)

**14 or More Plate Appearances, Inning:** 14 at Seattle, August 3, 2020 (5th)

**15 or More Plate Appearances, Inning:** 15 at Baltimore, September 12, 2018 (3rd)

**16 or More Plate Appearances, Inning:** 18 vs. California, July 5, 1996 (1st)

**10 or More Runs, Inning:** vs. Baltimore, June 18, 2019 (10 in b-6th)

**20 or More Hits, Game:** at Houston, September 10, 2019 (25)

**Back-to-Back Games of 10 or More Runs:** at Baltimore, April 9-10, 2019 (13-2, 10-3)

**Three Straight Games of 10 or More Runs:** vs. Houston, September 9-10, 2017 (11-1, 11-4, 10-2)

**Four or More Stolen Bases, Game:** at Los Angeles (AL), August 5, 2017 (4)

**Five or More Stolen Bases, Game:** vs. Chicago (AL), July 5, 2017 (6)

**Seven or More Stolen Bases, Game:** at Tampa Bay, August 6, 2011 (7)

**Three or More Stolen Bases, Inning:** vs. Chicago (AL), July 5, 2017 (3 in 4th)

**Four or More Stolen Bases, Inning:** vs. Seattle, September 8, 2010 (4 in 6th)

**No Strikeouts, Game:** at Detroit, July 1, 2014

## OAKLAND HITTING – INDIVIDUAL

**Lead-Off Home Run:** Ramón Laureano at Houston (G#2), August 29, 2020

**Inside-the-Park Home Run:** Nick Swisher at New York, June 11, 2006

(Note: Mark Kotsay had an ITPHR at Minnesota in Game 2 of the ALDS, October 4, 2006)

**Pinch-Hit Home Run:** Chad Pinder at San Francisco, August 16, 2020

**Pinch Hit Grand Slam:** Scott Sizemore at Texas, September 10, 2011

**Pinch Hit Game Ending Home Run:** Chris Carter vs. Seattle, July 6, 2012

**Walk Off Home Run:** Mark Canha vs. Seattle, September 25, 2020

**Walk Off Grand Slam:** Stephen Piscotty vs. Texas, August 4, 2020  
**Inside-the-Park Grand Slam:** Jim Essian vs. Toronto, June 10, 1979  
**Inside-the-Park Walk Off Home Run:** Reggie Jackson vs. Boston, August 22, 1971  
**Two Home Runs, Game:** Robbie Grossman vs. Seattle, September 26, 2020 (G#2)  
**Three Home Runs, Game:** Khris Davis vs. Texas, May 17, 2016  
**Back-to-Back Multi-Homer Games:** Matt Chapman at San Francisco, August 14, 2019 and vs. Houston, August 15, 2019  
**Two Players, Multi-HR, Same Game:** Sean Murphy and Matt Olson at Houston, September 10, 2019  
**Two Home Runs, Same Inning:** Mark McGwire at Seattle (T5), Sept. 22, 1996  
**Home Runs From Both Sides of the Plate:** Coco Crisp at New York (AL), August 24, 2011  
**Home Run First Major League At Bat:** Terry Steinbach at Cleveland, Sept. 12, 1986  
**Home Run, First Major League Hit:** Sean Murphy vs. Los Angeles (AL), Sept. 4, 2019  
**Hit First Major League At Bat:** Seth Brown at Kansas City, August 26, 2019  
**Five Hits, Game:** Josh Donaldson at Chicago (AL), September 9, 2014  
**Two Hits, Same Inning:** Chad Pinder at San Francisco, August 16, 2020 (5th)  
**Five or More RBI, Same Inning:** Mark McGwire at Seattle, September 22, 1996 (5th)  
**Three Steals, Game:** Rajai Davis at Los Angeles (AL), August 5, 2017  
**Four Steals, Game:** Rajai Davis vs. Chicago (AL), July 5, 2017  
**Five Steals, Game:** Rickey Henderson vs. Seattle, July 29, 1989  
**Steal of Home:** Mark Canha vs. Toronto, July 31, 2018  
**Hitting for the Cycle:** Mark Ellis vs. Boston, June 4, 2007  
**Two Strikeouts, Inning:** Ramón Laureano at Texas, August 25, 2020 (7th)  
**Hitless Streak, 20 or more at bats:** 24, Seth Brown, Sept. 17, 2019-present  
**Hitless Streak, 25 or more at bats:** 25, Trevor Plouffe, May 27-June 5, 2017  
**Hitless Streak, 26 or more at bats:** 28, Stephen Vogt, July 23-August 3, 2015  
**Hitless Streak, 29 or more at bats (single season):** 33, Josh Donaldson, June 6-15, 2014  
**Hitless Streak, 34 or more at bats (single season):** 34, Adam Rosales, June 30-September 26, 2011

## OAKLAND FIELDING

**Four or More Errors, Game:** 4, vs. Tampa Bay, May 30, 2018  
**Five or More Errors, Game:** 5, vs. Seattle, April 1, 2011  
**Six or More Errors, Game:** 7 vs. Cleveland, June 7, 1987  
**Three Errors by Team, Inning:** at Houston, April 29, 2018  
**Triple Play:** vs. Minnesota, August 21, 2012 (Josh Donaldson to Adam Rosales to Chris Carter)  
**Turned Four or More DPs, Game:** 5 vs. Seattle, May 24, 2018

## OAKLAND MISCELLANEOUS – TEAM

**Four-Game Series, Sweep:** at Detroit, May 16-19, 2019  
**Four-Game Series, Swept:** at Toronto, July 24-27, 2017  
**Tie Game:** vs. Detroit, May 24, 1968 (2-2)  
**Three Consecutive Extra Inning Games:** at Chicago, April 11-13, 2011 (10, 10, 10)  
**Rain Shortened Game:** at Detroit, August 27, 2013  
**Game Postponed:** at Seattle, September 3, 2020  
**Game Cancelled:** at Baltimore, September 6, 2008  
**Game Suspended:** at Detroit, May 19, 2019 (completed at Oakland, September 6)  
**Played a Game Under 2:00 (nine innings or more):** 1:49, July 8, 2008 vs. Seattle  
**Doubleheader:** vs. Seattle, September 26, 2020  
**Scheduled Doubleheader:** at Tampa Bay, June 10, 2017  
**Day-Night Doubleheader:** at Texas, June 8, 2019  
**Doubleheader, Sweep:** vs. Houston, September 9, 2017 (11-1, 11-4)  
**Doubleheader, Swept:** vs. Seattle, September 26, 2020 (1-5 in 8 inn., 3-12 in 7 inn)  
**Player Ejection:** Mike Fiers, Ramón Laureano and Austin Allen vs. Houston, August 9, 2020  
**Manager Ejection:** Bob Melvin at Tampa Bay, June 12, 2019  
**Coach Ejection:** Darren Bush vs. Los Angeles (AL), September 4, 2017

## CONSECUTIVE GAMES WITHOUT BEING NO-HIT

When the Cincinnati Reds were no-hit by the Cubs Jake Arrieta on April 21, 2016, the A's took over the longest active streak of consecutive games with one or more hits, a streak that reached 4,605 at the conclusion of the 2020 season. The streak is fourth longest in American League history and would need to last another six years before breaking the record set of 5,550 set by Kansas City from May 16, 1973 to May 18, 2008. The last time the A's were no-hit was July 13, 1991 when Bob Milacki, Mike Flanagan, Mark Williamson and Gregg Olson combined to no-hit Oakland for Baltimore.



From **Rickey Henderson's** 1,704 games to **Daulton Jefferies' 1**, a total of 979 players have played for the Oakland A's.



Photo Credit: Kelly Gavin/Texas Rangers

# HISTORY



---

## ATHLETICS HISTORY

---

From its beginnings in Philadelphia to its current version in Oakland, the Athletics franchise has been one of the most storied in Major League history. The A's have won nine World Championships, 15 Pennants and 17 Division Titles in 120 years in the American League. Only the New York Yankees (27) and St. Louis Cardinals (11) have won more World Series and only the Yankees (40) have more American League Pennants.

The A's were one of the eight original AL franchises when the league was born in 1901. Connie Mack was named manager of the Philadelphia entry and would guide the A's for 50 years, winning five World Championships and 3,582 games. The Hall of Famer was also an owner of the club for all 54 years in Philadelphia.

Under Mack's leadership, the A's would win six of the first 14 AL Pennants, including World Series titles in 1910, 11 and 13. The first dynasty featured the "\$100,000 infield" of Stuffy McInnis, Eddie Collins, Jack Barry and Frank "Home Run" Baker as well as Hall of Fame pitchers Chief Bender, Eddie Plank and Rube Waddell. Waddell led the AL in strikeouts each year from 1902-07 and Baker earned the "Home Run" nickname by topping the AL in round trippers from 1911-14, with 11, 10, 12 and nine.

The A's won 99 games in 1914 but dropped off to 43 wins in 1915 as the club sold off many of its star players, a pattern that would continue throughout the history of the franchise. The A's had seven straight last place finishes through 1921, but a second dynasty was on the horizon.

Mack again began to assemble Hall of Fame talent in the mid-20's, putting together one of the most feared batting orders in baseball history with catcher Mickey Cochrane, first baseman Jimmie Foxx and outfielder Al Simmons. Add in another Hall of Famer on the mound in Lefty Grove and the A's would win 100 games in three straight seasons, including back-to-back World Championships in 1929 and 30.

The A's won their ninth AL Pennant with a 107-win season in 1931 as Grove won AL Most Valuable Player honors. Foxx won back-to-back MVPs in 1932 and 1933, setting franchise records for home runs (58) and RBI (169) in 1932. However, economics again led Mack to sell or trade his best players. The club would post 13 consecutive losing seasons from 1934-46 and would finish no higher than fourth place in the final 21 years in Philadelphia.

Connie Mack managed his final season in 1950 at the age of 87 and the Mack family sold the club to Arnold Johnson, who moved the A's to Kansas City in 1955.

The A's finished in sixth place in their first season in Kansas City, but that would be their highest finish in the midwest, which featured 13 losing seasons. The club again began to develop talent, but most, including the likes of Roger Maris and 1952 AL MVP Bobby Shantz, would end up being traded to the Yankees. Following the death of Johnson in 1960, the A's were sold to Charlie Finley.

Finley began assembling another talented group of A's players, signing Jim "Catfish" Hunter, Rollie Fingers, Bert Campaneris and Joe Rudi and drafting Reggie Jackson, Sal Bando and Vida Blue. While most of these players had limited time with the Kansas City A's, they would form the nucleus of the next A's dynasty.

The A's moved to Oakland in 1968 and won 82 games that year for their first winning season in 16 years. After back-to-back second place finishes in 1969 and '70, the A's won five straight American League West titles from 1971-75. Anchored by Hall of Famers Hunter, Fingers and Jackson, the A's won three straight World Championships from 1972-74.

Although the A's won 98 games in 1975, the third Athletics dynasty was already coming to an end with the departure of Hunter via free agency prior to the season. The rest of the players would be traded in the next two years and the A's reached a low in Oakland with a 108-loss season in 1979. However, that year saw the debut of the next A's superstar, Rickey Henderson.

Billy Martin was hired to manage the A's in 1980 and Henderson flourished under Martin, stealing 100 bases that year and a record 130 in 1982. Finley sold the A's to Haas Family following the 1980 season and BillyBall, featuring Henderson on the bases and starting pitchers going the distance, was born. The A's won the West in the strike-shortened 1981 season but would face a seven-year drought before returning to the postseason.

The turnaround began in 1986 with the hiring of Tony La Russa as manager and the signing of Dave Stewart as a free agent. A trade for future Hall of Famer Dennis Eckersley in 1987 led to the emergence of the modern day closer, and three straight rookies of the year in Jose Canseco (1986), Mark McGwire (1987) and Walt Weiss (1988) gave the A's the ingredients for a run of four AL West Championships in five years from 1988-92.

Oakland made three straight World Series appearances from 1988-90, including a World Championship in 1989 that was buoyed by the return of Henderson to Oakland. Two years later on May 1, 1991, Henderson would break Lou Brock's Major League stolen base record with his 939th steal.

The A's had MVPs in 1988 (Canseco), 1990 (Henderson) and 1992 (Eckersley) and Cy Youngs in Bob Welch (1990) and Eckersley (1992), but this time it was age that ended the A's run. While the A's have not won the World Series since the 1989 sweep of the cross-bay rival San Francisco Giants, there has been no shortage of postseason berths in the 21st century.

The Moneyball teams of the early 2000's featuring the Big Three of Tim Lincecum, Mark Mulder and 2002 Cy Young winner Barry Zito, and the offensive power of 2000 MVP Jason Giambi, 2002 MVP Miguel Tejada and Gold Glove Eric Chavez, made four straight postseason appearances from 2000-03 and another in 2006. The 2002 club set a then-AL record with a 20-game winning streak, capped off by a Scott Hatteberg pinch hit home run.

The Bob Melvin-led A's have returned to the postseason six times in the last nine years, including back-to-back AL West titles in 2012-13 and another in 2020.

# NOTABLE PERFORMANCES & AWARD WINNERS

## WORLD CHAMPIONSHIPS (9)

| Year | Record | Opponent      |
|------|--------|---------------|
| 1910 | 102-48 | Chicago       |
| 1911 | 101-50 | New York      |
| 1913 | 96-57  | New York      |
| 1929 | 104-46 | Chicago       |
| 1930 | 102-52 | St. Louis     |
| 1972 | 93-62  | Cincinnati    |
| 1973 | 94-68  | New York      |
| 1974 | 90-72  | Los Angeles   |
| 1989 | 99-63  | San Francisco |

## AMERICAN LEAGUE PENNANTS (15)

| Year | Record | Manager       |
|------|--------|---------------|
| 1902 | 83-53  | Connie Mack   |
| 1905 | 92-56  | Connie Mack   |
| 1910 | 102-48 | Connie Mack   |
| 1911 | 101-50 | Connie Mack   |
| 1913 | 96-57  | Connie Mack   |
| 1914 | 99-53  | Connie Mack   |
| 1929 | 104-46 | Connie Mack   |
| 1930 | 102-52 | Connie Mack   |
| 1931 | 107-45 | Connie Mack   |
| 1972 | 93-62  | Dick Williams |
| 1973 | 94-68  | Dick Williams |
| 1974 | 90-72  | Alvin Dark    |
| 1988 | 104-58 | Tony La Russa |
| 1989 | 99-63  | Tony La Russa |
| 1990 | 103-59 | Tony La Russa |

## AMERICAN LEAGUE WEST DIVISION TITLES (17)

| Year | Record | Manager       |
|------|--------|---------------|
| 1971 | 101-60 | Dick Williams |
| 1972 | 93-62  | Dick Williams |
| 1973 | 94-68  | Dick Williams |
| 1974 | 90-72  | Alvin Dark    |
| 1975 | 98-64  | Alvin Dark    |
| 1981 | 64-45  | Billy Martin  |
| 1988 | 104-58 | Tony La Russa |
| 1989 | 99-63  | Tony La Russa |
| 1990 | 103-59 | Tony La Russa |
| 1992 | 96-66  | Tony La Russa |
| 2000 | 91-70  | Art Howe      |
| 2002 | 103-59 | Art Howe      |
| 2003 | 96-66  | Ken Macha     |
| 2006 | 93-69  | Ken Macha     |
| 2012 | 94-68  | Bob Melvin    |
| 2013 | 96-66  | Bob Melvin    |
| 2020 | 36-24  | Bob Melvin    |

## AMERICAN LEAGUE WILD CARDS (4)

| Year | Record | Manager    |
|------|--------|------------|
| 2001 | 102-60 | Art Howe   |
| 2014 | 88-74  | Bob Melvin |
| 2018 | 97-65  | Bob Melvin |
| 2019 | 97-65  | Bob Melvin |

## AMERICAN LEAGUE

### MOST VALUABLE PLAYERS (11)

|                  |      |
|------------------|------|
| Lefty Grove      | 1931 |
| Jimmie Foxx      | 1932 |
| Jimmie Foxx      | 1933 |
| Bobby Shantz     | 1952 |
| Vida Blue        | 1971 |
| Reggie Jackson   | 1973 |
| Jose Canseco     | 1988 |
| Rickey Henderson | 1990 |
| Dennis Eckersley | 1992 |
| Jason Giambi     | 2000 |
| Miguel Tejada    | 2002 |

### AMERICAN LEAGUE CY YOUNG AWARDS (5)

|                  |      |
|------------------|------|
| Vida Blue        | 1971 |
| Jim Hunter       | 1974 |
| Bob Welch        | 1990 |
| Dennis Eckersley | 1992 |
| Barry Zito       | 2002 |

### AMERICAN LEAGUE ROOKIES OF THE YEAR (8)

|               |      |
|---------------|------|
| Harry Byrd    | 1952 |
| Jose Canseco  | 1986 |
| Mark McGwire  | 1987 |
| Walt Weiss    | 1988 |
| Ben Griever   | 1998 |
| Bobby Crosby  | 2004 |
| Huston Street | 2005 |
| Andrew Bailey | 2009 |

### AMERICAN LEAGUE MANAGERS OF THE YEAR (4)

|                   |             |
|-------------------|-------------|
| Tony La Russa     | 1988        |
| Tony La Russa     | 1992        |
| <b>Bob Melvin</b> | <b>2012</b> |
| <b>Bob Melvin</b> | <b>2018</b> |

## POSTSEASON BESTS

| World Championships |          | Division Titles  |           |
|---------------------|----------|------------------|-----------|
| Yankees             | 27       | Braves           | 20        |
| Cardinals           | 11       | Yankees          | 19        |
| <b>Athletics</b>    | <b>9</b> | Dodgers          | 19        |
| Red Sox             | 9        | <b>Athletics</b> | <b>17</b> |
| Giants              | 8        | Cardinals        | 15        |

| League Championships* |           | Postseason Appearances |           |
|-----------------------|-----------|------------------------|-----------|
| Yankees               | 40        | Yankees                | 56        |
| Giants                | 21        | Dodgers                | 34        |
| Dodgers               | 21        | Cardinals              | 30        |
| Cardinals             | 19        | <b>Athletics</b>       | <b>29</b> |
| <b>Athletics</b>      | <b>15</b> | Giants                 | 26        |
| *since 1901           |           | Braves                 | 26        |



## LEAGUE LEADERS

### Batting Champions (6)

| Year | Name        | Avg. |
|------|-------------|------|
| 1901 | Nap Lajoie  | .426 |
| 1930 | Al Simmons  | .381 |
| 1931 | Al Simmons  | .390 |
| 1933 | Jimmie Foxx | .356 |
| 1951 | Ferris Fain | .344 |
| 1952 | Ferris Fain | .327 |

### Home Run Champions (23)

| Year | Name           | HR |
|------|----------------|----|
| 1901 | Nap Lajoie     | 14 |
| 1902 | Socks Seybold  | 16 |
| 1904 | Harry Davis    | 10 |
| 1905 | Harry Davis    | 8  |
| 1906 | Harry Davis    | 12 |
| 1907 | Harry Davis    | 8  |
| 1911 | Frank Baker    | 11 |
| 1912 | Frank Baker    | 10 |
| 1913 | Frank Baker    | 12 |
| 1914 | Frank Baker    | 9  |
| 1918 | Tilly Walker   | 11 |
| 1932 | Jimmie Foxx    | 58 |
| 1933 | Jimmie Foxx    | 48 |
| 1935 | Jimmie Foxx    | 36 |
| 1951 | Gus Zernial    | 33 |
| 1973 | Reggie Jackson | 32 |
| 1975 | Reggie Jackson | 36 |
| 1981 | Tony Armas     | 22 |
| 1987 | Mark McGwire   | 49 |
| 1988 | Jose Canseco   | 42 |
| 1991 | Jose Canseco   | 44 |
| 1996 | Mark McGwire   | 52 |
| 2018 | Khris Davis    | 48 |

### RBI Champions (11)

| Year | Name           | RBI |
|------|----------------|-----|
| 1901 | Nap Lajoie     | 125 |
| 1905 | Harry Davis    | 83  |
| 1906 | Harry Davis    | 96  |
| 1912 | Frank Baker    | 130 |
| 1913 | Frank Baker    | 117 |
| 1929 | Al Simmons     | 157 |
| 1932 | Jimmie Foxx    | 169 |
| 1933 | Jimmie Foxx    | 163 |
| 1951 | Gus Zernial    | 125 |
| 1973 | Reggie Jackson | 117 |
| 1988 | Jose Canseco   | 124 |

### ERA Champions (12)

| Year | Name         | ERA  |
|------|--------------|------|
| 1905 | Rube Waddell | 1.48 |

|      |                 |      |
|------|-----------------|------|
| 1909 | Harry Krause    | 1.39 |
| 1926 | Lefty Grove     | 2.51 |
| 1929 | Lefty Grove     | 2.82 |
| 1930 | Lefty Grove     | 2.54 |
| 1931 | Lefty Grove     | 2.05 |
| 1932 | Lefty Grove     | 2.84 |
| 1970 | Diego Segui     | 2.56 |
| 1971 | Vida Blue       | 1.82 |
| 1974 | Catfish Hunter  | 2.49 |
| 1981 | Steve McCatty   | 2.32 |
| 1994 | Steve Ontiveros | 2.65 |

### Strikeout Champions (13)

| Year | Name         | Tot. |
|------|--------------|------|
| 1902 | Rube Waddell | 210  |
| 1903 | Rube Waddell | 302  |
| 1904 | Rube Waddell | 349  |
| 1905 | Rube Waddell | 287  |
| 1906 | Rube Waddell | 196  |
| 1907 | Rube Waddell | 232  |
| 1925 | Lefty Grove  | 116  |
| 1926 | Lefty Grove  | 194  |
| 1927 | Lefty Grove  | 174  |
| 1928 | Lefty Grove  | 183  |
| 1929 | Lefty Grove  | 170  |
| 1930 | Lefty Grove  | 209  |
| 1931 | Lefty Grove  | 175  |

## LEAGUE AWARDS

### AL Pitcher of the Month

|                 |                 |
|-----------------|-----------------|
| Rick Langford   | August, 1979    |
| Matt Keough     | April, 1981     |
| Jay Howell      | June, 1985      |
| Steve Ontiveros | June, 1987      |
| Dave Stewart    | April, 1988     |
| Mike Moore      | July, 1989      |
| Dave Stewart    | April, 1990     |
| Dave Stewart    | September, 1990 |
| Tim Hudson      | September, 2000 |
| Mark Mulder     | July, 2001      |
| Barry Zito      | August, 2001    |
| Barry Zito      | September, 2001 |
| Mark Mulder     | June, 2002      |
| Cory Lidle      | August, 2002    |
| Barry Zito      | July, 2005      |
| Esteban Loaiza  | August, 2006    |
| Dan Haren       | May, 2007       |
| Bartolo Colón   | June, 2013      |
| Sonny Gray      | April, 2014     |
| Sonny Gray      | July, 2014      |
| Scott Kazmir    | July, 2015      |
| Rich Hill       | May, 2016       |

Sean Manaea ..... April, 2018  
Chris Bassitt ..... September, 2020

### AL Player of the Month

|                 |                 |
|-----------------|-----------------|
| Gene Tenace     | September, 1975 |
| Mike Davis      | April, 1985     |
| Carney Lansford | May, 1988       |
| Jose Canseco    | September, 1988 |
| Jose Canseco    | May, 1990       |
| Dave Henderson  | April, 1991     |
| Mark McGwire    | June, 1996      |
| Jason Giambi    | September, 2000 |
| Jason Giambi    | May, 2001       |
| Jermaine Dye    | August, 2001    |
| Eric Chavez     | September, 2001 |
| Josh Donaldson  | September, 2013 |

### AL Rookie of the Month

|                 |                 |
|-----------------|-----------------|
| Bobby Crosby    | June, 2004      |
| Joe Blanton     | June, 2005      |
| Joe Blanton     | August, 2005    |
| Andrew Bailey   | August, 2009    |
| Brett Anderson  | September, 2009 |
| Jemile Weeks    | June, 2011      |
| Yoenis Céspedes | September, 2012 |
| Nate Freiman    | May, 2013       |
| Ryon Healy      | September, 2016 |

### AL Reliever of the Month

|               |                   |
|---------------|-------------------|
| Blake Treinen | September, 2018   |
| Liam Hendriks | June, 2019        |
| Liam Hendriks | July/August, 2020 |

### World Series Most Valuable Player

|                |      |
|----------------|------|
| Gene Tenace    | 1972 |
| Reggie Jackson | 1973 |
| Rollie Fingers | 1974 |
| Dave Stewart   | 1989 |

### ALCS Most Valuable Player

|                  |      |
|------------------|------|
| Dennis Eckersley | 1988 |
| Rickey Henderson | 1989 |
| Dave Stewart     | 1990 |

### All-Star Game Most Valuable Player

|                 |      |
|-----------------|------|
| Terry Steinbach | 1988 |
|-----------------|------|

### AL Reliever of the Year

|               |      |
|---------------|------|
| Liam Hendriks | 2020 |
|---------------|------|

### Outstanding Designated Hitter Award

|              |      |
|--------------|------|
| Dave Kingman | 1984 |
| Dave Parker  | 1989 |
| Khris Davis  | 2018 |

## RECENT PLAYER OF THE WEEK AWARD WINNERS

Frankie Montas, August 9, 2020  
Mark Canha, August 25, 2019  
Ramón Laureano, July 21, 2019  
Marcus Semien, June 9, 2019  
Mike Fiers, May 12, 2019\*  
Sean Manaea, April 22, 2018\*  
Yonder Alonso, May 7, 2017  
Khris Davis, September 18, 2016\*  
Josh Reddick, May 3, 2015\*

Sonny Gray and Josh Reddick, September 28, 2014\*  
Jon Lester, September 14, 2014  
Brandon Moss, May 18, 2014  
Brandon Moss, September 1, 2013  
Josh Donaldson, April 28, 2013  
Josh Reddick, September 3, 2012  
Yoenis Céspedes, July 16, 2012  
Brandon Moss, June 18, 2012

Hideki Matsui, July 25, 2011  
Gio Gonzalez, July 4, 2011\*  
Trevor Cahill, August 9, 2010  
Dallas Braden, May 10, 2010  
Mark Ellis, August 10, 2009  
Jack Cust, May 5, 2008

\*indicates co-Player of the Week

**Roberto Clemente Award**

Dave Stewart .....1990

**Joe Cronin Award**

Rickey Henderson .....1982

Jose Canseco .....1988

Dave Stewart .....1990

**Executive of the Year****Billy Beane .....2018****TEAM AWARDS****Dave Stewart Community Service Award**

Ernie Young .....1996

Scott Spiezio .....1997

Tom Candiotti .....1998

Art Howe .....1999

Jason Giambi .....2000

Terrence Long .....2001

Tim Hudson .....2002

Scott Hatteberg .....2003

Eric Chavez .....2004

Barry Zito .....2005

Mark Kotsay .....2006

Mark Ellis .....2007

Dana Eveland .....2008

Dallas Braden/Kurt Suzuki .....2009

Craig Breslow .....2010

Josh Willingham .....2011

Jonny Gomes .....2012

Sean Doolittle .....2013

Jed Lowrie .....2014

Stephen Vogt .....2015

Stephen Vogt .....2016

Liam Hendriks .....2017

**Chad Pinder .....2018**

Liam Hendriks .....2019

**Tony Kemp .....2020****Jim "Catfish" Hunter Award**

Tim Hudson .....2004

Mark Ellis .....2005

Jason Kendall .....2006

Mark Ellis .....2007

Mike Sweeney .....2008

Kurt Suzuki .....2009

Ben Sheets .....2010

Josh Willingham .....2011

Jonny Gomes .....2012

Coco Crisp .....2013

Stephen Vogt .....2014

Stephen Vogt .....2015

Stephen Vogt .....2016

Jed Lowrie .....2017

**Matt Chapman .....2018**

Marcus Semien .....2019

Marcus Semien .....2020

**Walter A. Haas, Jr. Community Achievement Award**

Dave Stewart .....1987

Storm Davis .....1988

Dave Stewart .....1989

Dave Henderson .....1990

Dennis Eckersley .....1991

Dennis Eckersley/Terry Steinbach .....1992

Mike Bordick/Terry Steinbach .....1993

**BBWAA AWARDS****Bill Rigney "Good Guy" Award**

Matt Stairs .....1997

Rickey Henderson .....1998

Jason Giambi .....1999

Eric Chavez .....2000

Johnny Damon .....2001

Scott Hatteberg .....2002

Tim Hudson .....2003

Mark Kotsay .....2004

Bobby Crosby .....2005

Frank Thomas .....2006

Mark Ellis .....2007

Huston Street .....2008

Kurt Suzuki .....2009

Kurt Suzuki .....2010

Gio Gonzalez .....2011

Jonny Gomes .....2012

Brandon Moss .....2013

Sean Doolittle .....2014

Stephen Vogt .....2015

Marcus Semien .....2016

Jed Lowrie .....2017

**Stephen Piscotty .....2018****Bob Melvin .....2019****Tony Kemp .....2020****Local Chapter MVP**

Joe Rudi .....1974

Rollie Fingers .....1975

Vida Blue .....1976

Jason Giambi .....2000

**PLAYERS CHOICE AWARDS****AL Outstanding Pitcher of the Year**

Barry Zito .....2002

**AL Outstanding Rookie**

Ben Grieve .....1998

Terrence Long .....2000

Bobby Crosby .....2004

Huston Street .....2005

**AL Comeback Player of the Year**

Dennis Eckersley .....1992

John Jaha .....1999

Frank Thomas .....2006

**Man of the Year**

Mark McGwire .....1996

**THE SPORTING NEWS AWARDS****Major League Player of the Year**

Reggie Jackson .....1973

**AL Most Valuable Player**

Al Simmons .....1929

Jimmie Foxx .....1932

Jimmie Foxx .....1933

**AL Player of the Year**

Ferris Fain .....1951

Reggie Jackson .....1973

Tony Armas .....1981

Jose Canseco .....1988

**AL Pitcher of the Year**

Bobby Shantz .....1952

Vida Blue .....1971

Jim Hunter .....1974

Bob Welch .....1990

Dennis Eckersley .....1992

Barry Zito .....2002

**AL Rookie Player of the Year**

Dick Howser .....1961

Mitchell Page .....1977

Jose Canseco .....1986

Mark McGwire .....1987

Walt Weiss .....1988

Ben Grieve .....1998

Bobby Crosby .....2004

Huston Street .....2005

**AL Rookie Pitcher of the Year**

Jim Nash .....1966

Tim Hudson .....1999

**AL Fireman of the Year**

Jack Aker .....1966

Dennis Eckersley .....1988

Dennis Eckersley .....1991

Dennis Eckersley .....1992

Billy Koch .....2002

Keith Foulke .....2003

**AL Comeback Player of the Year**

Storm Davis .....1988

John Jaha .....1999

**ML Manager of the Year**

Billy Martin .....1981

**AL Manager of the Year**

Tony La Russa .....1988

Tony La Russa .....1992

**Bob Melvin .....2018****ML Executive of the Year****Billy Beane .....1999****Billy Beane .....2012****Billy Beane .....2018****Sportsman of the Year**

Charles O. Finley .....1972

Mark McGwire .....1997

**Major League All-Star Team**

Mickey Cochrane, C .....1925

Eddie Rommel, P .....1925

Al Simmons, OF .....1927

Mickey Cochrane, C .....1928

Lefty Grove, P .....1928

Jimmie Foxx, 1B .....1929

Al Simmons, OF .....1929

Mickey Cochrane, C .....1929

Lefty Grove, P .....1929

Al Simmons, OF .....1930

Mickey Cochrane, C .....1930

Lefty Grove, P .....1930

Al Simmons, OF .....1931

Mickey Cochrane, C .....1931

Lefty Grove, P .....1931

Jimmie Foxx, 1B .....1932

Lefty Grove, P .....1932

|                  |      |
|------------------|------|
| Jimmie Foxx, 1B  | 1933 |
| Mike Higgins, 3B | 1934 |
| Doc Cramer, OF   | 1935 |
| Mike Higgins, 3B | 1936 |
| Ferris Fain, 1B  | 1951 |
| Ferris Fain, 1B  | 1952 |
| Bobby Shantz, P  | 1952 |

#### American League All-Star Team

|                       |             |
|-----------------------|-------------|
| Norm Siebern, 1B      | 1962        |
| Reggie Jackson, OF    | 1969        |
| Vida Blue, LHP        | 1971        |
| Joe Rudi, OF          | 1972        |
| Sal Bando, 3B         | 1973        |
| Bert Campaneris, SS   | 1973        |
| Ken Holtzman, LHP     | 1973        |
| Reggie Jackson, OF    | 1973        |
| Sal Bando, 3B         | 1974        |
| Bert Campaneris, SS   | 1974        |
| Jim Hunter, RHP       | 1974        |
| Joe Rudi, OF          | 1974        |
| Reggie Jackson, OF    | 1975        |
| Joe Rudi, OF          | 1976        |
| Dwayne Murphy, OF     | 1981        |
| Rickey Henderson, OF  | 1981        |
| Tony Armas, OF        | 1981        |
| Dave Kingman, DH      | 1984        |
| Jose Canseco, OF      | 1988        |
| Dennis Eckersley, RP  | 1988        |
| Dave Stewart, RHP     | 1988        |
| Carney Lansford, 3B   | 1989        |
| Jose Canseco, OF      | 1990        |
| Rickey Henderson, OF  | 1990        |
| Bob Welch, RHP        | 1990        |
| Jose Canseco, OF      | 1991        |
| Mark McGwire, 1B      | 1992        |
| Mark McGwire, 1B      | 1996        |
| Mark Mulder, LHP      | 2001        |
| Eric Chavez, 3B       | 2002        |
| Barry Zito, LHP       | 2002        |
| <b>Matt Olson, 1B</b> | <b>2018</b> |
| <b>Matt Olson, 1B</b> | <b>2019</b> |
| Marcus Semien, SS     | 2019        |
| Liam Hendriks, RP     | 2019        |
| Liam Hendriks, RP     | 2020        |

#### WIRE SERVICE AWARDS

##### AP Player of the Year

|              |      |
|--------------|------|
| Jose Canseco | 1988 |
|--------------|------|

##### AP Manager of the Year

|              |      |
|--------------|------|
| Billy Martin | 1980 |
|--------------|------|

##### UPI Manager of the Year

|               |      |
|---------------|------|
| Tony La Russa | 1992 |
|---------------|------|

##### AP Major League All-Star Team

|                      |      |
|----------------------|------|
| Rickey Henderson, OF | 1990 |
| Bob Welch, RHP       | 1990 |
| Jose Canseco, OF     | 1991 |
| Dennis Eckersley, RP | 1992 |
| Mark McGwire, 1B     | 1992 |
| Mark McGwire, 1B     | 1996 |

##### UPI AL All-Star Team

|                      |      |
|----------------------|------|
| Mark McGwire, 1B     | 1992 |
| Dennis Eckersley, RP | 1992 |

##### UPI AL Comeback Player of the Year

|                |      |
|----------------|------|
| Dave Kingman   | 1984 |
| Dave Henderson | 1988 |
| Mark McGwire   | 1992 |

##### UPI Executive of the Year

|                |      |
|----------------|------|
| Sandy Alderson | 1988 |
| Sandy Alderson | 1990 |

#### MISCELLANEOUS AWARDS

##### Organization of the Year

|                  |      |
|------------------|------|
| Baseball America | 1982 |
| Topps            | 1998 |
| Baseball America | 1999 |
| Howe Sports Data | 1999 |
| Topps            | 1999 |
| Topps            | 2004 |

##### Baseball America Executive of the Year

|                    |             |
|--------------------|-------------|
| <b>Billy Beane</b> | <b>2002</b> |
| <b>Billy Beane</b> | <b>2013</b> |

##### AL Rawlings Gold Glove

|                         |             |
|-------------------------|-------------|
| Joe Rudi, OF            | 1974        |
| Joe Rudi, OF            | 1975        |
| Joe Rudi, OF            | 1976        |
| Dwayne Murphy, OF       | 1980        |
| Mike Norris, P          | 1980        |
| Dwayne Murphy, OF       | 1981        |
| Mike Norris, P          | 1981        |
| Rickey Henderson, OF    | 1981        |
| Dwayne Murphy, OF       | 1982        |
| Dwayne Murphy, OF       | 1983        |
| Dwayne Murphy, OF       | 1984        |
| Dwayne Murphy, OF       | 1985        |
| Alfredo Griffin, SS     | 1985        |
| Mark McGwire, 1B        | 1990        |
| Eric Chavez, 3B         | 2001        |
| Eric Chavez, 3B         | 2002        |
| Eric Chavez, 3B         | 2003        |
| Eric Chavez, 3B         | 2004        |
| Eric Chavez, 3B         | 2005        |
| Eric Chavez, 3B         | 2006        |
| Josh Reddick, OF        | 2012        |
| <b>Matt Olson, 1B</b>   | <b>2018</b> |
| <b>Matt Chapman, 3B</b> | <b>2018</b> |
| <b>Matt Olson, 1B</b>   | <b>2019</b> |
| <b>Matt Chapman, 3B</b> | <b>2019</b> |

##### Platinum Glove

|                         |             |
|-------------------------|-------------|
| <b>Matt Chapman, AL</b> | <b>2018</b> |
| <b>Matt Chapman, AL</b> | <b>2019</b> |

##### Wilson Defensive Player of the Year

|                                   |             |
|-----------------------------------|-------------|
| Josh Reddick, AL OF               | 2012        |
| Josh Reddick, AL OF               | 2013        |
| <b>Matt Chapman, ML and ML 3B</b> | <b>2018</b> |
| <b>Matt Chapman, ML 3B</b>        | <b>2019</b> |

##### AL Silver Slugger Award

|                  |      |
|------------------|------|
| Rickey Henderson | 1981 |
| Jose Canseco     | 1988 |
| Jose Canseco     | 1990 |
| Rickey Henderson | 1990 |
| Jose Canseco     | 1991 |
| Mark McGwire     | 1992 |
| Mark McGwire     | 1996 |

|              |      |
|--------------|------|
| Jason Giambi | 2001 |
| Eric Chavez  | 2002 |

##### AL Rolaids Relief Man Award

|                  |      |
|------------------|------|
| Dennis Eckersley | 1988 |
| Dennis Eckersley | 1992 |
| Billy Koch       | 2002 |
| Keith Foulke     | 2003 |

##### Topps ML Rookie All-Star Team

|                         |             |
|-------------------------|-------------|
| Dick Howser, OF         | 1961        |
| Ed Charles, 3B          | 1962        |
| Manny Jimenez, OF       | 1962        |
| Bert Campaneris, SS     | 1964        |
| Jim Nash, RHP           | 1966        |
| Rick Monday, OF         | 1967        |
| Angel Mangual, OF       | 1971        |
| Claudell Washington, OF | 1974        |
| Wayne Gross, 3B         | 1977        |
| Mitchell Page, OF       | 1977        |
| Dave Revering, 1B       | 1978        |
| John Johnson, LHP       | 1978        |
| Bob Kearney, C          | 1983        |
| Jose Canseco, OF        | 1986        |
| Mark McGwire, 1B        | 1987        |
| Walt Weiss, SS          | 1988        |
| Felix Jose, OF          | 1990        |
| Tony Batista, 2B        | 1996        |
| Ben Grieve, OF          | 1998        |
| A.J. Hinch, C           | 1998        |
| Terrence Long, OF       | 2000        |
| Mark Ellis, 2B          | 2002        |
| Bobby Crosby, SS        | 2004        |
| Dan Johnson, 1B         | 2005        |
| Huston Street, P        | 2005        |
| Brad Ziegler, P         | 2008        |
| Yoenis Céspedes, OF     | 2012        |
| <b>Sean Murphy, C</b>   | <b>2020</b> |

##### Tony Conigliaro Award

|                         |             |
|-------------------------|-------------|
| Jim Mecir               | 2003        |
| <b>Stephen Piscotty</b> | <b>2018</b> |

##### The Hutch Award

|                         |             |
|-------------------------|-------------|
| Carney Lansford         | 1992        |
| Jason Giambi            | 2000        |
| <b>Stephen Piscotty</b> | <b>2018</b> |

##### AL Chalmers Award\*

|               |      |
|---------------|------|
| Eddie Collins | 1914 |
|---------------|------|

##### Early American League MVPs\*

|                    |      |
|--------------------|------|
| Mickey Cochrane, C | 1928 |
|--------------------|------|

\* The Baseball Writers' Association of America has officially balloted and named the MVP in each major league since 1931. The earlier awards were known as the Chalmers (automobile) Award (1911-14) and then the league made the award from 1922 through 1928.

# ATHLETICS HALL OF FAME


The Athletics Hall of Fame was founded in 2018 to honor the individuals who have shaped the identity and success of the Athletics franchise.

The inaugural class of seven featured the five Oakland A's National Baseball Hall of Famers: Catfish Hunter, Rollie Fingers, Reggie Jackson, Dennis Eckersley and Rickey Henderson, as well as four-time 20-game winner Dave Stewart and owner Charlie Finley.

The first induction ceremony took place on Sept. 5, 2018. Members of the Athletics Hall of Fame will be honored with a display in the future.




## ATHLETICS HALL OF FAMERS




**Vida Blue**  
Oakland A's 1969-77  
Inducted Sept. 21, 2019

Vida Blue made his Major League debut in 1969 eight days before his 20th birthday, tossed a no-hitter in 1970, and then burst onto the national scene in 1971 when he won both the American League Cy Young Award and Most Valuable Player Award after compiling a 24-8 record, a league-leading 1.82 ERA and 301 strikeouts. Blue started two All-Star Games for the AL in 1971 and 1975, and in between pitched for the A's three consecutive World Champions.



**Bert Campaneris**  
Kansas City A's 1964-67;  
Oakland A's 1968-76  
Inducted Sept. 21, 2019

When you trace the roots of the A's three straight World Championships from 1972 to 1974, it all began on April 25, 1961, when the Kansas City A's signed a 19-year-old Cuban named Dagoberto Campaneris. "Campy" played 13 seasons for the A's and was a six-time All-Star. He stole 649 bases in his career and led the American League in steals six times. Campaneris homered twice in his debut and famously played all nine positions in a nine-inning game on Sept. 8, 1965.



**Dennis Eckersley**  
Oakland A's 1987-95  
Inducted Sept. 5, 2018

When Dennis Eckersley was traded to the A's in April of 1987, he had a successful 12-year career as a starting pitcher. By the time his nine seasons in Oakland concluded, he redefined the role of closer, saving an Athletics record 320 games. Born in Oakland and raised in Fremont, he was the AL MVP and Cy Young winner in 1992. Eckersley was a four-time All-Star with Oakland and was a member of the A's World Champions in 1989.

## ATHLETICS RETIRED NUMBERS

| No. | Player               | Date Retired    |
|-----|----------------------|-----------------|
| 9   | Reggie Jackson       | May 22, 2004    |
| 24  | Rickey Henderson     | August 1, 2009  |
| 27  | Jim "Catfish" Hunter | June 9, 1991    |
| 34  | Rollie Fingers       | July 5, 1993    |
| 43  | Dennis Eckersley     | August 13, 2005 |

## THE RON BERGMAN AWARD

The Ron Bergman Award was established in 2019 to honor a journalist for meritorious contributions to the coverage of the Athletics. The award is named after the inaugural recipient, Ron Bergman, who covered the A's for the Oakland Tribune and San Jose Mercury News, and was the author of *Mustache Gang*, which chronicled the A's first World Championship in Oakland in 1972.



**Rollie Fingers**  
**Oakland A's 1968-76**  
*Inducted Sept. 5, 2018*

Rollie Fingers made his ML debut with Oakland in 1968 and was used both as a starter and reliever over his first four seasons. He moved to the bullpen full time in 1972, when the A's began their run of three consecutive World Championships. Fingers spent the first nine seasons of his 17-year Hall of Fame career with Oakland. The mustachioed right-hander was a four-time All-Star with the A's and earned 1974 World Series MVP honors.



**Charlie Finley**  
**Kansas City A's 1961-67;**  
**Oakland A's 1968-80**  
*Inducted Sept. 5, 2018*

After purchasing the Kansas City A's following the 1960 season, Charlie Finley moved the club to Oakland in 1968 where the team he assembled would win three consecutive World Championships from 1972-74. He would be remembered as much for his off-field antics and innovations, as he proposed the designated hitter, interleague play and World Series night games. Finley also introduced baseball to Charlie O the mule, Harvey the mechanical rabbit, white cleats, colorful uniforms and more.



**Walter A. Haas, Jr.**  
**Oakland A's 1981-95**  
*Inducted Sept. 21, 2019*

Walter A. Haas, Jr. purchased the A's following the 1980 season and during his 15 years as owner, Oakland won five American League West titles, three AL Pennants and the 1989 World Championship. The A's set franchise records for attendance five times, but Haas will be remembered just as much for his commitment to the community and staying in the background while bright young innovators grew the A's reputation to one of the best in baseball.



**Rickey Henderson**  
**Oakland A's 1979-84, 89-93,**  
**94-95, 98**  
*Inducted Sept. 5, 2018*

Raised in Oakland and drafted by the A's, Rickey Henderson went on to become the greatest player in Oakland A's history and one of the greatest leadoff hitters of all time. He played 14 of his 25 seasons in an Oakland uniform and finished his career in 2003 as the all-time leader in stolen bases (1,406), runs scored (2,295) and walks (2,190). Henderson was a six-time All-Star with the A's, AL MVP in 1990 and a member of the 1989 A's World Champions.




**Jim "Catfish" Hunter**  
**Kansas City A's 1965-67;**  
**Oakland A's 1968-74**  
*Inducted Sept. 5, 2018*

Jim "Catfish" Hunter was the anchor of the A's teams that won three consecutive World Championships from 1972 to 1974. He had four straight 20-win seasons with Oakland, including a career-high 25 victories in 1974 when he won the AL Cy Young. Hunter was a six-time All-Star with the A's and tossed the first perfect game in Oakland history on May 8, 1968. He pitched three seasons in Kansas City and seven in Oakland and was inducted to the National Hall of Fame in 1987.



**Reggie Jackson**  
**Kansas City A's 1967;**  
**Oakland A's 1968-75, 87**  
*Inducted Sept. 5, 2018*

"Mr. October" was born in 1973 when Reggie Jackson earned World Series MVP honors as the A's won their second of three straight World Championships. He was also named AL MVP that year after leading the league in runs, home runs and RBI. Jackson made his debut with the Kansas City A's in 1967, spent the next eight seasons with Oakland and then concluded his 21-year Hall of Fame career with the A's in 1987. He played in six All-Star Games in an Oakland uniform.



**Tony La Russa**  
**Oakland A's 1986-95**  
*Inducted Sept. 21, 2019*

Tony La Russa managed the A's for 10 seasons from 1986 to 1995. Under his guidance, the A's won four American League West titles, three consecutive AL Pennants from 1988 to 1990 and the World Championship in 1989. La Russa won 798 games during his tenure with Oakland, including 104 in 1988 when he was named AL Manager of the Year. He would garner the honor again in 1992 and was elected to the National Baseball Hall of Fame in 2014.



**Mark McGwire**  
**Oakland A's 1986-97**  
*Inducted Sept. 21, 2019*

Mark McGwire played 12 seasons with Oakland and hit 363 home runs, breaking the franchise record in 1996. He was named to nine American League All-Star teams, including six straight beginning in 1987 when he was named AL Rookie of the Year after hitting 49 home runs. He earned the AL Gold Glove for first basemen in 1990 and hit 52 home runs in 1996. The A's reached the Postseason four times with McGwire, highlighted by a World Championship in 1989.



**Dave Stewart**  
**Oakland A's 1986-92, 95**  
*Inducted Sept. 5, 2018*

Born in Oakland and a graduate of St. Elizabeth High School, Dave Stewart spent six seasons in the majors with three teams before breaking through with the A's. He joined Oakland in 1986 and would go on to win 20 games in four consecutive seasons from 1987-90. The big-game pitcher went 8-3 with a 2.22 ERA in 14 postseason starts for Oakland, including two wins in the 1989 World Series when he earned MVP honors in the A's sweep of the Giants.

## ATHLETICS IN THE NATIONAL BASEBALL HALL OF FAME

| Players (7)      | Year Inducted | Pos. | Career Avg. | Years With Athletics        |
|------------------|---------------|------|-------------|-----------------------------|
| Frank Baker      | 1955          | 3B   | .307        | 1908-14                     |
| Mickey Cochrane  | 1947          | C    | .320        | 1925-33                     |
| Eddie Collins    | 1939          | 2B   | .333        | 1906-14; 27-30              |
| Jimmie Foxx      | 1951          | 1B   | .325        | 1925-35                     |
| Rickey Henderson | 2009          | OF   | .279        | 1979-1984; 89-93; 94-95; 98 |
| Reggie Jackson   | 1993          | OF   | .262        | 1967-75; 87                 |
| Al Simmons       | 1953          | OF   | .334        | 1924-32; 40-41; 44          |

| Pitchers (7)     | Year Inducted | Career Record    | Career ERA | Years With Athletics |
|------------------|---------------|------------------|------------|----------------------|
| Chief Bender     | 1953          | 212-127          | 2.46       | 1903-14              |
| Dennis Eckersley | 2004          | 197-171, 390 SVs | 3.50       | 1987-95              |
| Rollie Fingers   | 1992          | 114-118, 341 SVs | 2.90       | 1968-76              |
| Lefty Grove      | 1947          | 300-141          | 3.06       | 1925-33              |
| Jim Hunter       | 1987          | 224-166          | 3.26       | 1965-74              |
| Eddie Plank      | 1946          | 326-194          | 2.35       | 1901-14              |
| Rube Waddell     | 1946          | 193-143          | 2.16       | 1902-07              |

| Managers (3)  | Year Inducted | Career Record | Years With Athletics |
|---------------|---------------|---------------|----------------------|
| Tony La Russa | 2014          | 2728-2365     | 1986-95              |
| Connie Mack   | 1937          | 3776-4025     | 1901-50              |
| Dick Williams | 2008          | 1571-1451     | 1971-73              |

**Other Hall of Famers Who Spent Part of Their Career With the Athletics (24):** Harold Baines (1990-92); Orlando Cepeda (1972); Ty Cobb (1927-28); Jimmy Collins (1907-08); Stan Coveleski (1912); Elmer Flick (1902); Nellie Fox (1947-49); Rich Gossage (1992-93); Whitey Herzog (1958-60); Waite Hoyt (1931); George Kell (1943-46); Nap Lajoie (1901-02; 1915-16); Willie McCovey (1976); Joe Morgan (1984); Satchel Paige (1965); Herb Pennock (1912-15); Mike Piazza (2007); Tim Lincecum (1999); Enos Slaughter (1955-56); Tris Speaker (1928); Don Sutton (1985); Frank Thomas (2006; 08); Zack Wheat (1927); Billy Williams (1975-76)

**Broadcasters Who Spent Part of Their Careers With the Athletics (Ford C. Frick Award):** By Saam (1938-54); Al Helfer (1968-69); Harry Caray (1970); Bob Elson (1971); Jon Miller (1974); Lon Simmons (1981-1995); Bill King (1981-2005)

# ATHLETICS ALL-STAR GAME SELECTIONS

1933 Connie Mack (manager), Jimmie Foxx (1b), Lefty Grove (p)  
 1934 Jimmie Foxx (1b), Pinky Higgins (3b)  
 1935 Jimmie Foxx (1b), Bob Johnson (of)  
 1936 Pinky Higgins (3b)  
 1937 Wally Moses (of)  
 1938 Bob Johnson (of)  
 1939 Russell Blackburne (coach), Frank Hayes (c), Bob Johnson (of)  
 1940 Frank Hayes (c), Bob Johnson (of)  
 1941 Frank Hayes (c)  
 1942 Bob Johnson (of)  
 1943 Russell Blackburne (coach), Dick Siebert (1b)  
 1944 Frank Hayes (c), Bobo Newsom (p)  
 1945 NO GAME  
 1946 Buddy Rosar (c), Sam Chapman (of)  
 1947 Buddy Rosar (c)  
 1948 Buddy Rosar (c)\*, Joe Coleman (p)  
 1949 Eddie Joost (ss)\*, Lou Brissie (p), Alex Kellner (p)  
 1950 Ferris Fain (1b)  
 1951 Ferris Fain (1b)\*, Bobby Shantz (p)  
 1952 Ferris Fain (1b), Bobby Shantz (p), Eddie Joost (ss)  
 1953 Gus Zernial (of)\*, Eddie Robinson (1b)  
 1954 Jim Finigan (3b)  
 1955 Jim Finigan (3b)\*, Vic Power (1b)  
 1956 Harry Simpson (of), Vic Power (1b)  
 1957 Joe DeMaestri (ss)  
 1958 Bob Cerv (of)\*  
 1959 Harry Craft (coach), Bud Daley (p), Roger Maris (of)\*\*\*\*  
 1960 Bud Daley (p)  
 1961 Dick Howser (ss)  
 1962 Norm Siebern (1b), Hank Bauer (coach)\*\*\*\*  
 1963 Norm Siebern (1b-of)  
 1964 John Wyatt (p)  
 1965 John O'Donoghue (p)  
 1966 Jim Hunter (p)  
 1967 Jim Hunter (p)  
 1968 Bert Campaneris (ss), Rick Monday (of), John Odum (p)  
 1969 Sal Bando (3b)\*, Reggie Jackson (of)\*, John Odum (p)  
 1970 Jim Hunter (p)  
 1971 Vida Blue (p), Dave Duncan (c), Reggie Jackson (of)  
 1972 Dick Williams (coach), Sal Bando (3b), Bert Campaneris (ss), Ken Holtzman (p), Jim Hunter (p), Reggie Jackson (of)\*, Joe Rudi (of)  
 1973 Dick Williams (manager), Sal Bando (3b), Bert Campaneris (ss), Rollie Fingers (p), Ken Holtzman (p), Jim Hunter (p), Reggie Jackson (of)\*  
 1974 Sal Bando (3b), Bert Campaneris (ss)\*, Rollie Fingers (p), Jim Hunter (p), Reggie Jackson (of)\*, Joe Rudi (of)  
 1975 Alvin Dark (manager), Wes Stock (coach), Vida Blue (p), Bert Campaneris (ss)\*, Rollie Fingers (p), Reggie Jackson (of)\*, Joe Rudi (of)\*, Gene Tenace (c), Claudell Washington (of)  
 1976 Rollie Fingers (p), Phil Garner (2b)  
 1977 Vida Blue (p), Wayne Gross (3b)  
 1978 Matt Keough (p)  
 1979 Jeff Newman (c)  
 1980 Rickey Henderson (of)  
 1981 Tony Armas (of), Mike Norris (p)  
 1982 Billy Martin (manager), Art Fowler (coach), Jackie Moore (coach), Rickey Henderson (of)\*  
 1983 Rickey Henderson (of)

1984 Bill Caudill (p), Rickey Henderson (of), Jackie Moore (coach)  
 1985 Jay Howell (p)  
 1986 Jose Canseco (of)  
 1987 Tony La Russa (coach), Rene Lachemann (coach), Jay Howell (p), Mark McGwire (1b)  
 1988 Jose Canseco (of)\*, Dennis Eckersley (p), Carney Lansford (3b), Mark McGwire (1b)\*, Terry Steinbach (c)\*  
 1989 Tony La Russa (manager), Dave Duncan (coach), Art Kusnyer (coach), Jose Canseco (of)\*\*\*, Mark McGwire (1b)\*, Mike Moore (p), Terry Steinbach (c)\*, Dave Stewart (p)\*  
 1990 Tony La Russa (manager), Dave Duncan (coach), Dave McKay (coach), Jose Canseco (of)\*, Dennis Eckersley (p), Rickey Henderson (of)\*, Mark McGwire (1b)\*, Bob Welch (p)\*  
 1991 Tony La Russa (manager), Dave Duncan (coach), Rene Lachemann (coach), Tommie Reynolds (coach), Harold Baines (of), Dennis Eckersley (p), Dave Henderson (of)\*, Rickey Henderson (of)\*, Mark McGwire (1b)\*\*  
 1992 Jose Canseco (of)\*\*\*, Dennis Eckersley (p), Mark McGwire (1b)\*  
 1993 Terry Steinbach (c)  
 1994 Ruben Sierra (of)  
 1995 Mark McGwire (1b)\*\*\*, Steve Ontiveros (rhp)  
 1996 Mark McGwire (1b)  
 1997 Mark McGwire (1b)  
 1998 Art Howe (coach), Ben Grieve (of)  
 1999 John Jaha (1b)  
 2000 Jason Giambi (1b)\*, Tim Hudson (rhp), Jason Istringhausen (rhp)  
 2001 Jason Giambi (1b)  
 2002 Miguel Tejada (ss), Barry Zito (lhp)  
 2003 Ramon Hernandez (c), Keith Foulke (rhp), Mark Mulder (lhp), Barry Zito (lhp)\*\*\*\*  
 2004 Mark Mulder (lhp)\*, Tim Hudson (rhp)\*\*\*  
 2005 Justin Duchscherer (rhp), Ken Macha (coach)  
 2006 Barry Zito (lhp)  
 2007 Dan Haren (rhp)\*  
 2008 Justin Duchscherer (rhp)  
 2009 Andrew Bailey (rhp)  
 2010 Andrew Bailey (rhp), Trevor Cahill (rhp)\*\*\*\*\*, Bob Geren (coach)  
 2011 Gio Gonzalez (lhp)  
 2012 Ryan Cook (rhp), Bob Melvin (coach)  
 2013 Grant Balfour (rhp), Bartolo Colon (rhp)\*\*\*\*  
 2014 Yoenis Cespedes (of), Josh Donaldson (3b)\*, Sean Doolittle (lhp), Scott Kazmir (lhp), Brandon Moss (1b/of), Derek Norris (c), Jeff Samardzija (rhp)\*\*\*\*\*  
 2015 Sonny Gray (rhp)\*\*\*\*\*, Stephen Vogt (c)  
 2016 Stephen Vogt (c)  
 2017 Yonder Alonso (1b)  
 2018 Jed Lowrie (2b), Blake Treinen (p)  
 2019 Matt Chapman (3b), Liam Hendriks (p)  
 2020 NO GAME

\* All-Star Game Starters

\*\* Elected Starter, Injured

\*\*\* Injured, did not play

\*\*\*\* Second game addition

\*\*\*\*\* Ineligible List, did not play

\*\*\*\*\* Named to NL All-Star Team, ineligible list



# OAKLAND ATHLETICS IN SEASON OPENERS

| Year | Date     | Opponent         | W-L | Score    | WP         | LP        | Attendance |
|------|----------|------------------|-----|----------|------------|-----------|------------|
| 1968 | April 10 | at Baltimore     | L   | 1-3      | Phoebus    | Hunter    | 22,050     |
| 1969 | April 8  | Chicago          | W   | 5-2      | Odom       | Peters    | 23,610     |
| 1970 | April 7  | at Kansas City   | W   | 6-4      | Odom       | Bunker    | 18,127     |
| 1971 | April 5  | at Washington    | L   | 0-8      | Bosman     | Blue      | 45,061     |
| 1972 | April 15 | Minnesota        | W   | 4-3 (11) | Locker     | LaRoche   | 9,912      |
| 1973 | April 6  | Minnesota        | L   | 3-8      | Blyleven   | Hunter    | 37,972     |
| 1974 | April 4  | at Texas         | W   | 7-2      | Hunter     | Bibby     | 21,907     |
| 1975 | April 8  | Chicago          | W   | 3-2      | Blue       | Wood      | 17,474     |
| 1976 | April 9  | at California    | W   | 5-2      | Torrez     | Tanana    | 30,094     |
| 1977 | April 9  | Minnesota        | W   | 7-4      | Torrez     | Schuler   | 12,562     |
| 1978 | April 7  | at California    | L   | 0-1      | Tanana     | Langford  | 29,194     |
| 1979 | April 6  | Minnesota        | L   | 3-5      | Goltz      | Langford  | 10,387     |
| 1980 | April 10 | Minnesota        | L   | 7-9 (12) | Corbett    | McCatty   | 24,415     |
| 1981 | April 9  | at Minnesota     | W   | 5-1      | Norris     | Koosman   | 42,658     |
| 1982 | April 6  | California       | W   | 3-2 (11) | Jones      | Aase      | 48,348     |
| 1983 | April 4  | Cleveland        | L   | 5-8      | Sutcliffe  | Langford  | 34,831     |
| 1984 | April 3  | Milwaukee        | W   | 6-5      | Burgmeier  | Fingers   | 45,398     |
| 1985 | April 9  | at Seattle       | L   | 3-6      | Moore      | Codioli   | 37,161     |
| 1986 | April 8  | Minnesota        | L   | 2-3      | Viola      | Codioli   | 44,726     |
| 1987 | April 7  | at Minnesota     | L   | 4-5 (10) | Frazier    | Krueger   | 43,548     |
| 1988 | April 4  | Seattle          | W   | 4-1      | Stewart    | Langston  | 45,333     |
| 1989 | April 3  | Seattle          | W   | 3-2      | Stewart    | Langston  | 46,163     |
| 1990 | April 9  | Minnesota        | W   | 8-3      | Stewart    | Anderson  | 45,207     |
| 1991 | April 9  | Minnesota        | W   | 7-2      | Stewart    | Morris    | 44,373     |
| 1992 | April 6  | Kansas City      | W   | 5-3      | Honeycutt  | Aquino    | 44,078     |
| 1993 | April 5  | Detroit          | W   | 9-4      | Welch      | Moore     | 43,370     |
| 1994 | April 5  | at Milwaukee     | L   | 7-11     | Kiefer     | Ontiveros | 52,012     |
| 1995 | April 26 | at Toronto       | L   | 1-13     | Cone       | Stewart   | 50,426     |
| 1996 | April 1  | vs. Toronto*     | L   | 6-9      | Hanson     | Reyes     | 7,292      |
| 1997 | April 2  | Cleveland        | L   | 7-9      | Kline      | Wengert   | 41,332     |
| 1998 | April 1  | Boston           | L   | 0-2      | Martinez   | Candiotti | 36,915     |
| 1999 | April 4  | New York         | W   | 5-3 (8)  | Mathews    | Stanton   | 46,380     |
| 2000 | April 3  | Detroit          | L   | 4-7      | Nomo       | Appier    | 53,498     |
| 2001 | April 2  | at Seattle       | L   | 4-5      | Rhodes     | Mecir     | 45,911     |
| 2002 | April 1  | Texas            | W   | 8-3      | Mulder     | Park      | 43,908     |
| 2003 | April 1  | Seattle          | W   | 5-0      | Hudson     | Garcia    | 41,723     |
| 2004 | April 5  | Texas            | W   | 5-4      | Bradford   | Nelson    | 45,122     |
| 2005 | April 4  | at Baltimore     | L   | 0-4      | Lopez      | Zito      | 48,271     |
| 2006 | April 3  | New York         | L   | 2-15     | Johnson    | Zito      | 35,077     |
| 2007 | April 2  | at Seattle       | L   | 0-4      | Hernandez  | Haren     | 46,002     |
| 2008 | March 25 | vs. Boston**     | L   | 5-6 (10) | Okajima    | Street    | 44,628     |
| 2009 | April 6  | at Los Angeles   | L   | 0-3      | Saunders   | Braden    | 43,220     |
| 2010 | April 5  | Seattle          | L   | 3-5      | League     | Ziegler   | 30,686     |
| 2011 | April 1  | Seattle          | L   | 2-6      | Hernandez  | Breslow   | 36,067     |
| 2012 | March 28 | vs. Seattle**    | L   | 1-3      | Wilhelmsen | Carignan  | 44,227     |
| 2013 | April 1  | Seattle          | L   | 0-2      | Hernandez  | Anderson  | 36,067     |
| 2014 | March 31 | Cleveland        | L   | 0-2      | Allen      | Johnson   | 36,067     |
| 2015 | April 6  | Texas            | W   | 8-0      | Gray       | Gallardo  | 36,067     |
| 2016 | April 4  | Chicago (AL)     | L   | 3-4      | Sale       | Hill      | 35,067     |
| 2017 | April 3  | Los Angeles (AL) | W   | 4-2      | Graveman   | Nolasco   | 36,067     |
| 2018 | March 29 | Los Angeles (AL) | W   | 6-5 (11) | Hatcher    | Ramirez   | 27,764     |
| 2019 | March 20 | vs. Seattle**    | L   | 7-9      | Gonzales   | Fiers     | 45,787     |
| 2020 | July 24  | Los Angeles (AL) | W   | 7-3 (10) | Smith      | Robles    | —          |

\*Las Vegas, Nev. \*\*Tokyo, Japan

Overall Record: 24-29 (Oakland 20-14, Road 4-11, Tokyo 0-3, Las Vegas 0-1)

# OAKLAND A'S OPENING DAY LINEUPS

**1968**  
 Campaneris ..... SS  
 R. Jackson ..... RF  
 Bando ..... 3B  
 Webster ..... 1B  
 Donaldson ..... 2B  
 Pagliaroni ..... C  
 Gosger ..... LF  
 Monday ..... CF  
 Hunter ..... P

**1969**  
 Campaneris ..... SS  
 R. Jackson ..... RF  
 Hershberger ..... LF  
 Bando ..... 3B  
 Cater ..... 1B  
 Green ..... 2B  
 Monday ..... CF  
 Duncan ..... C  
 Odom ..... P

**1970**  
 Campaneris ..... SS  
 Monday ..... CF  
 F. Alou ..... LF  
 R. Jackson ..... RF  
 Bando ..... 3B  
 Mincher ..... 1B  
 Green ..... 2B  
 Fernandez ..... C  
 Odom ..... P

**1971**  
 Campaneris ..... SS  
 F. Alou ..... LF  
 R. Jackson ..... RF  
 Mincher ..... 1B  
 Bando ..... 3B  
 Monday ..... CF  
 Duncan ..... C  
 Green ..... 2B  
 Blue ..... P

**1972**  
 Campaneris ..... SS  
 Rudi ..... LF  
 R. Jackson ..... RF  
 Bando ..... 3B  
 Epstein ..... 1B  
 B. Brooks ..... CF  
 Duncan ..... C  
 Green ..... 2B  
 Holtzman ..... P

**1973**  
 North ..... DH  
 Maxvill ..... SS  
 Rudi ..... LF  
 R. Jackson ..... RF  
 Bando ..... 3B  
 Tenace ..... 1B  
 Conigliaro ..... CF  
 Fosse ..... C  
 Green ..... 2B  
 Hunter ..... P

**1974**  
 North ..... CF  
 Campaneris ..... SS  
 Bando ..... 3B  
 R. Jackson ..... RF  
 Tenace ..... 1B  
 Rudi ..... LF  
 D. Johnson ..... DH  
 Fosse ..... C  
 Green ..... 2B  
 Hunter ..... P

**1975**  
 North ..... CF  
 Campaneris ..... SS  
 Bando ..... 3B  
 R. Jackson ..... RF  
 Rudi ..... 1B  
 B. Williams ..... DH  
 Tenace ..... C  
 C. Washington ..... LF  
 Garner ..... 2B  
 Blue ..... P

**1976**  
 North ..... CF  
 Campaneris ..... SS  
 C. Washington ..... RF  
 Baylor ..... 1B  
 Rudi ..... LF  
 Bando ..... 3B  
 Tenace ..... C  
 B. Williams ..... DH  
 Garner ..... 2B  
 M. Torrez ..... P

**1977**  
 North ..... CF  
 Scott ..... 2B  
 Page ..... LF  
 Allen ..... 1B  
 Sanguillen ..... C  
 Gross ..... 3B  
 E. Williams ..... DH  
 Armas ..... RF  
 Picciolo ..... SS  
 M. Torrez ..... P

**1978**  
 Dilone ..... LF  
 North ..... CF  
 Thomasson ..... 1B  
 Armas ..... RF  
 G. Alexander ..... DH  
 Essian ..... C  
 Lopus ..... 3B  
 Guerrero ..... SS  
 Staggs ..... 2B  
 Langford ..... P

**1979**  
 Burke ..... LF  
 Dilone ..... RF  
 Page ..... DH  
 Newman ..... C  
 Revering ..... 1B  
 Edwards ..... 2B  
 Armas ..... CF  
 Klutts ..... 3B  
 Picciolo ..... SS  
 Langford ..... P

**1980**  
 Henderson ..... LF  
 Murphy ..... CF  
 Heath ..... C  
 Newman ..... 1B  
 Essian ..... DH  
 Armas ..... RF  
 Guerrero ..... SS  
 Klutts ..... 3B  
 Picciolo ..... 2B  
 Langford ..... P

**1981**  
 Henderson ..... LF  
 Murphy ..... CF  
 C. Johnson ..... DH  
 Armas ..... RF  
 Heath ..... C  
 Newman ..... 1B  
 Babitt ..... 2B  
 McKay ..... 3B  
 Picciolo ..... SS  
 Norris ..... P

**1982**  
 Henderson ..... LF  
 Murphy ..... CF  
 Meyer ..... DH  
 Armas ..... RF  
 Gross ..... 3B  
 Spencer ..... 1B  
 Lopus ..... 2B  
 Kearney ..... C  
 Stanley ..... SS  
 Langford ..... P

**1983**  
 Henderson ..... LF  
 Davis ..... RF  
 Lansford ..... 3B  
 Murphy ..... CF  
 Burroughs ..... DH  
 Moore ..... 1B  
 Lopus ..... 2B  
 Kearney ..... C  
 Phillips ..... SS  
 Langford ..... P

**1984**  
 Henderson ..... LF  
 Murphy ..... CF  
 Morgan ..... 2B  
 Lansford ..... 3B  
 Bochte ..... 1B  
 Kingman ..... DH  
 Davis ..... RF  
 Heath ..... C  
 Hill ..... SS  
 McCatty ..... P

**1985**  
 Collins ..... LF  
 Lansford ..... 3B  
 Murphy ..... CF  
 Kingman ..... DH  
 Bochte ..... 1B  
 Heath ..... C  
 Davis ..... RF  
 Hill ..... 2B  
 Griffin ..... SS  
 Codiroli ..... P

**1986**  
 Phillips ..... 2B  
 Murphy ..... CF  
 Baker ..... DH  
 Kingman ..... 1B  
 Canseco ..... LF  
 Lansford ..... 3B  
 Davis ..... RF  
 Griffin ..... SS  
 Tettleton ..... C  
 Codiroli ..... P

**1987**  
 Davis ..... RF  
 Phillips ..... 2B  
 Lansford ..... 3B  
 Canseco ..... LF  
 Jackson ..... DH  
 Murphy ..... CF  
 R. Nelson ..... 1B  
 Tettleton ..... C  
 Griffin ..... SS  
 Young ..... P

**1988**  
 Phillips ..... 2B  
 Lansford ..... 3B  
 Canseco ..... RF  
 McGwire ..... 1B  
 Parker ..... LF  
 Henderson ..... CF  
 Baylor ..... DH  
 Steinbach ..... C  
 Weiss ..... SS  
 Stewart ..... P

**1989**  
 Phillips ..... LF  
 D. Henderson ..... CF  
 Lansford ..... 3B  
 McGwire ..... 1B  
 Steinbach ..... C  
 Parker ..... DH  
 Hubbard ..... 2B  
 Javier ..... RF  
 Weiss ..... SS  
 Stewart ..... P

**1990**  
 R. Henderson ..... LF  
 Lansford ..... 3B  
 Canseco ..... RF  
 McGwire ..... 1B  
 D. Henderson ..... CF  
 Steinbach ..... C  
 Javier ..... DH  
 Gallego ..... 2B  
 Weiss ..... SS  
 Stewart ..... P

**1991**  
 R. Henderson ..... LF  
 D. Henderson ..... CF  
 Canseco ..... RF  
 Baines ..... DH  
 Steinbach ..... C  
 McGwire ..... 1B  
 Riles ..... 3B  
 Weiss ..... SS  
 Gallego ..... 2B  
 Stewart ..... P

**1992**  
 R. Henderson ..... LF  
 Wilson ..... CF  
 Canseco ..... RF  
 Baines ..... DH  
 McGwire ..... 1B  
 Steinbach ..... C  
 Lansford ..... 3B  
 Bordick ..... SS  
 Blankenship ..... 2B  
 Stewart ..... P

**1993**

R. Henderson ..... LF  
 D. Henderson ..... CF  
 Sierra ..... RF  
 McGwire ..... 1B  
 Neel ..... DH  
 Steinbach ..... C  
 Browne ..... 3B  
 Bordick ..... SS  
 Blankenship ..... 2B  
 Welch ..... P

**1994**

Henderson ..... LF  
 Javier ..... CF  
 Sierra ..... RF  
 McGwire ..... 1B  
 Gates ..... 2B  
 Neel ..... DH  
 Steinbach ..... C  
 Brosius ..... 3B  
 Bordick ..... SS  
 Witt ..... P

**1995**

Henderson ..... LF  
 Javier ..... CF  
 Berroa ..... DH  
 Sierra ..... RF  
 McGwire ..... 1B  
 Steinbach ..... C  
 Brosius ..... 3B  
 Gallego ..... 2B  
 Bordick ..... SS  
 Stewart ..... P

**1996**

Young ..... CF  
 Gates ..... 2B  
 Giambi ..... 1B  
 Berroa ..... DH  
 Plantier ..... LF  
 Muñoz ..... RF  
 Steinbach ..... C  
 Lovullo ..... 3B  
 Bordick ..... SS  
 Reyes ..... P

**1997**

Batista ..... SS  
 Brosius ..... 3B  
 Canseco ..... RF  
 McGwire ..... 1B  
 Berroa ..... DH  
 Giambi ..... LF  
 Young ..... CF  
 Spiezio ..... 2B  
 Williams ..... C  
 Prieto ..... P

**1998**

Henderson ..... LF  
 Magadan ..... 3B  
 Grievie ..... RF  
 Stairs ..... DH  
 Giambi ..... 1B  
 Spiezio ..... 2B  
 Hinch ..... C  
 McDonald ..... CF  
 Bournigal ..... SS  
 Candiotti ..... P

**1999**

Phillips ..... 2B  
 McDonald ..... CF  
 Giambi ..... DH  
 Stairs ..... RF  
 Jaha ..... 1B  
 Grievie ..... LF  
 Chavez ..... 3B  
 Hinch ..... C  
 Tejada ..... SS  
 Heredia ..... P

**2000**

Becker ..... CF  
 Tejada ..... SS  
 Giambi, Ja. .... 1B  
 Jaha ..... DH  
 Stairs ..... RF  
 Grievie ..... LF  
 Hernandez ..... C  
 Chavez ..... 3B  
 Menechino ..... 2B  
 Appier ..... P

**2001**

Damon ..... LF  
 Ortiz ..... 2B  
 Giambi, Ja. .... 1B  
 Saenz ..... DH  
 Chavez ..... 3B  
 Tejada ..... SS  
 Long ..... CF  
 Giambi, Je. .... RF  
 Hernandez ..... C  
 Hudson ..... P

**2002**

Giambi, Je. .... LF  
 Velarde ..... 2B  
 Hatteberg ..... DH  
 Justice ..... RF  
 Chavez ..... 3B  
 Tejada ..... SS  
 Long ..... CF  
 Hernandez ..... C  
 Pena ..... 1B  
 Mulder ..... P

**2003**

Ellis ..... 2B  
 Hatteberg ..... 1B  
 Tejada ..... SS  
 Chavez ..... 3B  
 Dye ..... RF  
 Durazo ..... DH  
 Long ..... LF  
 Hernandez ..... C  
 Singleton ..... CF  
 Hudson ..... P

**2004**

Kotsay ..... CF  
 Kiefty ..... LF  
 Chavez ..... 3B  
 Dye ..... RF  
 Durazo ..... DH  
 Karros ..... 1B  
 Crosby ..... SS  
 Miller ..... C  
 Scutaro ..... 2B  
 Hudson ..... P

**2005**

Kotsay ..... CF  
 Kendall ..... C  
 Chavez ..... 3B  
 Durazo ..... DH  
 Hatteberg ..... 1B  
 Byrnes ..... LF  
 Crosby ..... SS  
 Swisher ..... RF  
 Ellis ..... 2B  
 Zito ..... P

**2006**

Ellis ..... 2B  
 Kotsay ..... CF  
 Crosby ..... SS  
 Chavez ..... 3B  
 Thomas ..... DH  
 Bradley ..... RF  
 Payton ..... LF  
 Kendall ..... C  
 Swisher ..... 1B  
 Zito ..... P

**2007**

Kendall ..... C  
 Stewart ..... LF  
 Bradley ..... CF  
 Piazza ..... DH  
 Chavez ..... 3B  
 Swisher ..... 1B  
 Crosby ..... SS  
 Buck ..... RF  
 Ellis ..... 2B  
 Haren ..... P

**2008**

Brown ..... RF  
 Ellis ..... 2B  
 Barton ..... 1B  
 Cust ..... DH  
 Brown ..... LF  
 Crosby ..... SS  
 Hannahan ..... 3B  
 Suzuki ..... C  
 R. Sweeney ..... CF  
 Blanton ..... P

**2009**

Sweeney ..... CF  
 Cabrera ..... SS  
 Giambi ..... DH  
 Holliday ..... LF  
 Garciparra ..... 1B  
 Chavez ..... 3B  
 Suzuki ..... C  
 Cust ..... RF  
 Ellis ..... 2B  
 Braden ..... P

**2010**

Davis ..... CF  
 Barton ..... 1B  
 Sweeney ..... RF  
 Kouzmanoff ..... 3B  
 Suzuki ..... C  
 Chavez ..... DH  
 Ellis ..... 2B  
 Buck ..... CF  
 Pennington ..... SS  
 Sheets ..... P

**2011**

Crisp ..... CF  
 Barton ..... 1B  
 DelJesus ..... RF  
 Willingham ..... LF  
 Matsui ..... DH  
 Suzuki ..... C  
 Ellis ..... 2B  
 Kouzmanoff ..... 3B  
 Pennington ..... SS  
 Cahill ..... P

**2012**

Weeks ..... 2B  
 Pennington ..... SS  
 Crisp ..... LF  
 Smith ..... DH  
 Suzuki ..... C  
 Reddick ..... RF  
 Céspedes ..... CF  
 Allen ..... 1B  
 Sogard ..... 3B  
 McCarthy ..... P

**2013**

Crisp ..... CF  
 Jaso ..... C  
 Reddick ..... RF  
 Céspedes ..... LF  
 Lowrie ..... SS  
 Moss ..... 1B  
 Donaldson ..... 3B  
 Smith ..... DH  
 Sogard ..... 2B  
 Anderson ..... P

**2014**

Crisp ..... CF  
 Donaldson ..... 3B  
 Lowrie ..... SS  
 Moss ..... DH  
 Céspedes ..... LF  
 Jaso ..... C  
 Reddick ..... RF  
 Barton ..... 1B  
 Sogard ..... 2B  
 Gray ..... P

**2015**

Gentry ..... RF  
 Fuld ..... CF  
 Zobrist ..... LF  
 Butler ..... DH  
 Davis ..... 1B  
 Lawrie ..... 3B  
 Vogt ..... C  
 Semien ..... SS  
 Sogard ..... 2B  
 Gray ..... P

**2016**

Burns ..... CF  
 Lowrie ..... 2B  
 Reddick ..... RF  
 Valencia ..... 3B  
 Davis ..... LF  
 Butler ..... DH  
 Canha ..... 1B  
 Vogt ..... C  
 Semien ..... SS  
 Hill ..... P

**2017**

R. Davis ..... CF  
 Joyce ..... RF  
 Healy ..... DH  
 K. Davis ..... LF  
 Vogt ..... C  
 Lowrie ..... 2B  
 Plouffe ..... 3B  
 Alonso ..... 1B  
 Semien ..... SS  
 Graveman ..... P

**2018**

Joyce ..... LF  
 Semien ..... SS  
 Lowrie ..... 2B  
 Davis ..... DH  
 Olson ..... 1B  
 Piscotty ..... RF  
 Chapman ..... 3B  
 Lucroy ..... C  
 Powell ..... CF  
 Graveman ..... P

**2019**

Laureano ..... CF  
 Chapman ..... 3B  
 Piscotty ..... RF  
 Davis ..... DH  
 Pinder ..... LF  
 Olson ..... 1B  
 Profar ..... 2B  
 Semien ..... SS  
 Hundley ..... C  
 Fiers ..... P

**2020**

Semien ..... SS  
 Laureano ..... CF  
 Chapman ..... 3B  
 Davis ..... DH  
 Olson ..... 1B  
 Pinder ..... 2B  
 Canha ..... LF  
 Piscotty ..... RF  
 Murphy ..... C  
 Montas ..... P

## THE CHAMPIONSHIP YEARS

**1910:** Finished with a 102-48 record and outdistanced the New York Highlanders by 14.5 games in the American League standings...defeated the Chicago Cubs in five games to win the first of five World Championships in Philadelphia...102 wins set a new American League record...opened the season in Washington in a game attended by President William Howard Taft, who honored the game by throwing out the first ball, setting a precedent which was followed by each of his successors until the Senators

left Washington following the 1971 season...the pitching staff, headlined by Jack Coombs, Chief Bender, Cy Morgan and Eddie Plank, finished with a 1.79 ERA...Coombs emerged as the ace of the pitching staff and finished with a 31-9 record and a 1.30 ERA, including 13 shutouts...compiled a 46-inning scoreless streak during the season...the infield of Stuffie McInnis, Eddie Collins, Jack Barry and Frank Baker would become known as the "\$100,000 Infield"...won the first three games of the World Series before the Cubs took game four, 4-3 in 10 innings...Coombs won his third game of the series in Game 5, out-pitching Mordecai Brown to lift the A's to their first world title.

**1911:** Dominated the American League for the second straight season, finishing with a 101-50 record...defeated the New York Giants in six games to capture a second straight world championship...offense was paced by Eddie Collins, Frank Baker, Stuffie McInnis, Eddie Murphy and Bris Lord...Baker captured the American League home run title with 11 round trippers, earning him the nickname "Home Run" Baker...clinched the pennant on Sept. 26 with an 11-5 win over Detroit at Shibe Park, as Baker hit two doubles and two home runs...faced the New York Giants in the World Series in a rematch of the 1905 Fall Classic, won by the Giants...Christy Mathewson and Chief Bender squared-off in Game 1, just as they did in the 1905 Series finale...a run-scoring double by New York's Josh Devore in the seventh inning broke a 1-1 tie as the Giants captured the first game...the A's won Game 2, 3-1, behind the pitching of Eddie Plank and a home run by Baker...A's took a 2-1 lead in the series by winning Game 3, 3-2 in 11 innings at the Polo Grounds...after heavy rains forced postponement of the series for a week, the A's captured Game 4 at Shibe Park, 4-2, as Bender outdueled Mathewson...the Giants staved off elimination by winning Game 5 at the Polo Grounds, 4-3 in 10 innings...the A's routed the Giants, 13-2 in Game 6

to capture their second straight World Series title.

### 1911 World Champion Philadelphia Athletics



**1911 PHILADELPHIA ATHLETICS** – Front row: Topsy Hartsel, Doc Martin, Dave Danforth, Louis Van Zeldt (mascot), Stuffie McInnis, Eddie Collins, Jack Barry; Row two: Rube Oldring, Bris Lord, Danny Murphy, Manager Connie Mack, Eddie Plank, Jack Lapp, Amos Strunk; Top row: Harry Davis, Frank Baker, Jack Coombs, Harry Krause, Ira Thomas, Chief Bender, Claude Derrick, Cy Morgan, Padding Livingston

**1913:** The Athletics posted a 96-57 regular season record and outdistanced Washington by six-and-a-half games to reclaim the American League pennant...defeated the New York Giants in five games to capture their third World Series title in four years...moved into first place in April and stayed atop the AL standings the rest of the way...Jack Coombs, three years removed from a 31-win season, missed the entire campaign with typhoid fever...Chief Bender (21-10), Eddie Plank

(18-10), Boardwalk Brown (17-11), Byron "Duke" Houck (14-6) and rookie "Bullet" Joe Bush (14-6) anchored the pitching staff...the "\$100,000 Infield" turned in another solid season...Frank Baker hit .336 to go along with an American League-best 12 home runs and 117 RBI...Stuffy McInnis hit .324 with 90 RBI, Collins finished with a .345 average while Barry batted .275...the Athletics and Giants split the first two games of the series before the A's won Games 3, 4 and 5 to capture their third World Series title.



**1913 PHILADELPHIA ATHLETICS** – Front row: Byron Houck, Eddie Murphy, Eddie Plank, Amos Strunk, Danny Murphy, Jimmy Walsh, John Taff; Middle row: Tom Daley, Wally Schang, Jack Lapp, Boardwalk Brown, Chief Bender, Weldon Wyckoff, Harry Davis, Billy Orr; Top row: Joe Bush, Stuffy McInnis, Jack Barry, Eddie Collins, Frank Baker, Manager Connie Mack, Rube Oldring, Ira Thomas

**1929:** Behind a high-powered offense that featured six .300 hitters and the league's best pitching staff paced by Lefty Grove and George Earnshaw, the A's finished with a 104-46 record and captured the American League pennant by 18 games over the New York Yankees...defeated the Chicago Cubs in five games to win their fourth World Series title...the championship was the culmination of a long journey back to the top of the baseball world for Connie Mack's club...after winning the 1914 pennant, the A's spent the next seven seasons in the AL cellar before finishing seventh in 1922...finished sixth in 1923, fifth in '24, second in '25, third in '26 and second in '27 and '28 before winning the pennant in 1929...Al Simmons leads the American League with 157 RBI and finished second with a .365 batting average...Jimmie Foxx hit .354 with 33 home runs while catcher Mickey Cochrane finished with a .331 average...Bing Miller (.335), Jimmy Dykes (.327) and Mule Haas (.313) also topped the .300 mark for the season...Earnshaw (24-8, 3.29) and Grove (20-6, 2.81) combined for 44 wins.

**1930:** After posting a 102-52 regular season record, the Athletics successfully defended their World Championship by defeating a hard-nosed St. Louis Cardinals team in six games...offensively, Al Simmons led the AL with a .381 average to go along with 36 home runs...Jimmie Foxx hit .335 and his 37 home runs ranked tied for third in the league behind Babe Ruth (49) and Lou Gehrig (41)...Mickey Cochrane finished the year with a .357 average...Lefty Grove posts a 28-5 record to go along with a 2.54 ERA while George Earnshaw finished with a 22-13 record and a 4.44 ERA...the 1931 Athletics won a franchise record 107 games, but were denied a third straight championship after losing to the St. Louis Cardinals in a seven-game World Series...after finishing second in 1932 and third in 1933, the A's would average 92 losses a season for the next 21 years before relocating to Kansas City for the 1955 season.



**1929 PHILADELPHIA ATHLETICS** – Front row: Mule Haas, Joe Boley, Homer Summa, Walter French, Carroll Yerkes, Earl Mack, Eddie Collins, Jim Cronin, Sammy Hale, Max Bishop; Middle row: Charlie Perkins, Eddie Rommel, Jimmy Foxx, Trainer E.E. Ebling, Business Manager R. Von Ohl, Manager Connie Mack, President Thomas Shibe, Kid Gleason, Howard Ehmke, Jimmy Dykes, Mickey Cochrane; Top row: Bill Shores, Bevo Lebourveau, George Burns, Lefty Grove, Rube Walberg, Steve Pflueger, George Earnshaw, Al Simmons, Bing Miller, Bill Breckinridge, Jack Quinn

**1972:** The Swingin' A's finished with a 93-62 regular season record and held off the Chicago White Sox to capture a second straight American League West title...defeated the Detroit Tigers in five games in the American League Championship Series to advance to the World Series, where they defeated the heavily-favored Cincinnati Reds in seven games...the pitching staff, led by Jim "Catfish" Hunter (21-7), Ken Holtzman (19-11), John "Blue Moon" Odom (15-6) and closer Rollie Fingers (11-9, 21 saves), finished second in the American League with a 2.58 ERA...a



contract dispute forced Vida Blue, who won both the AL Cy Young Award and league MVP honors a year before, to miss spring training and he did not make his first start until May 28th...led by Mike Epstein (26) and Reggie Jackson (25), the A's led the American League with 134 home runs...Jackson tore a hamstring muscle in the fifth game of the ALCS vs. Detroit and was sidelined for the World Series...Gene Tenace, who hit just .225 with five home runs during the regular season, hits a then-Fall Classic record four home runs to go along with a .348 average to earn World Series MVP honors.



**1930 PHILADELPHIA ATHLETICS** – Front row: Joe Boley, Max Bishop, Jimmy Dykes, Eddie Collins, Manager Connie Mack, Kid Gleason, Eddie Rommel, Al Simmons, Mickey Cochrane; Middle row: Ralph Perkins, Frank Higgins, Homer Summa, Jimmy Foxx, Dibrrell Williams, Bing Miller, Lefty Grove, Jimmy Moore, Charlie Perkins; Top row: Trainer Dr. E. E. Ebling, Leroy Mahaffey, George Ernschaw, George Haas, William Shores, Wally Schang, Coach Earl Mack and Jack Quinn

**1973:** The A's claimed their third straight AL West title with a 94-68 record and dispatched the Baltimore Orioles to win a hard-fought five-game ALCS...defeated the New York Mets in seven games to capture a second straight World Championship...Reggie Jackson led the American League in home runs (32) and RBI (117) and hit .293 to earn AL MVP honors...after hitting just .143 against Baltimore in the ALCS, Jackson earned World Series MVP honors after hitting .310 with three doubles, a triple and a home run against the Mets...third baseman Sal Bando hit .287 with 29 home runs and 98 RBI while playing all 162 games at third base...All-Star shortstop Campy Campaneris reached the 150-hit plateau for the second consecutive season and for the sixth time in 10 years...hit .333 vs. Baltimore and set then-ALCS records for total bases (14) and stolen bases (3) and tied an ALCS record with two home runs...hit .290 with six runs, three stolen bases, a triple and home run vs. the Mets in the World Series...Dick Green bounced back from an injury-plagued 1972 campaign to set a then-Oakland record for highest fielding percentage by a second baseman (.988)...Bill North, acquired in a trade with the Cubs in the off-season, emerged as the A's everyday center fielder, but a late season ankle injury forced him to miss both the ALCS and World Series...catcher Ray Fosse was acquired from Cleveland during spring training and established career highs in games played (143), at bats (492), doubles (23) and triples (2)...pitching staff was paced by 20-game winners Catfish Hunter (21-5), Ken Holtzman (21-13) and Vida Blue (20-9)...Hunter posted his third straight 21-win season despite missing a month of the season with an injury...strung together 13-straight victories from June 2 to September 5... Hunter posted two wins over Baltimore in the ALCS, including a 3-0 shutout in Game 5...he

kept his record perfect in World Series play, winning Game 6 against the Mets...Holtzman won seven games in the month of May and finished with four shutouts among his 16 complete games...after a slow start, Blue won 11 of his last 13 decisions down the stretch to notch his second 20-win season in just his third full Major League season...Blue tossed a team-high four shutouts during the season...Manager Dick Williams resigned shortly after the season after failing to come to terms on a new contract.



**1972 OAKLAND A's** – Front row: Matty Alou, Mike Hegan, bat boy Ron Pieraldi, Tim Cullen, Dick Green; Second row: Travelling secretary Tom Corwin, Bert Campaneris, Angel Mangual, Coach Jerry Adair, Coach Bill Posedel, Manager Dick Williams, Coach Vern Hoscheit, Coach Irv Noren, John "Blue Moon" Odom, Ted Kubiak; Third row: Trainer Joe Romo, Reggie Jackson, Gonzalo Marquez, Joe Horlen, Darold Knowles, Gene Tenace, Dal Maxvill, Sal Bando, Dave Hamilton, Vida Blue, Frank Ciensczyk; Fourth row: Joe Rudi, Don Mincher, Ken Holtzman, Rollie Fingers, George Hendrick, Bob Locker, Mike Epstein, Dave Duncan, Jim "Catfish" Hunter

**1974:** Under new manager Alvin Dark, the A's defeated the Los Angeles Dodgers to claim their third straight World

Series...finished the regular season with a 90-72 record and won their fourth straight AL West title by five games over Texas...defeated the Baltimore Orioles in a four-game ALCS to set up the first ever All-California World Series against the Dodgers...Catfish Hunter captured the American League Cy Young Award after winning a career high 25 games to go along with a 2.49 ERA...Rollie Fingers made a career high 76 appearances to set a then-Oakland record...he was named World Series MVP after chalking up a win, two saves and a 1.93 ERA in four appearances...Fingers earned the win in Game 1 as he worked 4.1 innings in relief of Ken Holtzman...Campy



**1973 OAKLAND A's** – Front row: Reggie Jackson, Jim "Catfish" Hunter, Pat Bourque, batboy Ron Pieraldi, Dick Green, Vic Davallio, Billy North; Second row: Bert Campaneris, Vida Blue, Paul Lindblad, Coach Jerry Adair, Coach Vern Hoscheit, Manager Dick Williams, Coach Irv Noren, Coach Wes Stock, Sal Bando, Gene Tenace; Third row: Trainer Joe Romo, traveling secretary Jim Bank, Angel Mangual, Jesus Alou, Joe Rudi, John "Blue Moon" Odom, Mike Andrews, Ted Kubiak, equipment manager Frank Ciensczyk; Fourth Row: Horacio Pina, Ken Holtzman, Deron Johnson, Rollie Fingers, Billy Conigliaro, Ray Fosse, Darold Knowles and Allan Lewis

Campy Campaneris hit a career high .290 and stole over 30 bases for the 10th straight season...Campy batted .353 in five World Series games against the Dodgers...Joe Rudi led the AL in doubles (39) and total bases (287) while finishing third in RBI (99), fourth in slugging (.484) and fifth in hits (174)...Sal Bando finished second in the American League with 103 RBI...he hit game-winning home runs in the second and third games of the ALCS vs. Baltimore...Reggie Jackson started the season by batting .399 with 15 home runs and 42 RBI over the first 50 games...he made his fifth All-Star Game appearance in six years and amassed over 3.5 million votes in the fan balloting, nearly 800,000 more than runner up Hank Aaron...after a blazing start, Jackson hit just .239 with 14 home runs and 51 RBI over the final 104 games of the season...Claudell Washington made the jump from Double-A to appear in 73 games and was named to Topps Rookie All-Star Team.

**1989:** The A's posted a regular season mark of 99-63 and finished seven games ahead of Kansas City in the American League West Division...defeated Toronto in five games to win a second straight American League pennant...swept the San Francisco Giants in the "Battle of the Bay" World Series, which will always be remembered for the devastating earthquake that struck on Oct. 17 at 5:04 p.m., just minutes before the first pitch of Game 3 at Candlestick Park...for the second straight season, won more regular season games than any team in the Majors...never led the AL West by more than 4.5 games until the final week and never were more than three games out of the division lead...were an injury-plagued team for the first four months of the season as 11 different players spent time on the disabled list, including Jose Canseco, Mark McGwire,



**1974 OAKLAND A's** – Front row: Jim "Catfish" Hunter, Dal Maxvill, Angel Mangual, Jim Holt; Second row: Bert Campaneris, Paul Lindblad, Vida Blue, Coach Bob Hofman, Coach Bobby Winkles, Manager Alvin Dark, Coach Wes Stock, Coach Jerry Adair, Sal Bando, Ted Kubiak, Billy North; Third row: Trainer Joe Romo, Traveling secretary Jim Bank, Herb Washington, Reggie Jackson, Jesus Alou, Dave Hamilton, Glenn Abbott, Joe Rudi, Ray Fosse, Dick Green, Phil Garner, Equipment manager Frank Ciensczyk; Top row: Claudell Washington, Gene Tenace, Larry Haney, Ken Holtzman, Rollie Fingers, John "Blue Moon" Odom, Darold Knowles

Storm Davis, Walt Weiss, Dennis Eckersley and Bob Welch...pitching staff posted the lowest ERA in the American League (3.09) for the second straight season...tossed a Major League-best 20 shutouts on the year...starting pitchers Dave Stewart (21-9), Mike Moore (19-11), Storm Davis (19-7) and Bob Welch (17-8) combined for a 76-35 record with a 3.25 ERA...Stewart became the first pitcher to string together three 20-win seasons since Hall of Famer Jim Palmer accomplished the feat from 1975-78...became just the second player in Oakland history to reel off three straight 20-win seasons...was the first



since Catfish Hunter won 20 or more games during a four year stretch from 1971-74...was 4-0 in four postseason starts and earned World Series MVP honors...third baseman Carney Lansford set an Oakland single-season record with a .336 batting average, which was the second best mark in the AL... offense received a tremendous boost when the team reacquired Oakland native Rickey Henderson in a trade with the New York Yankees on June 20th...Henderson hit .294 and reached base safely in 80 of the 85 games he played with Oakland down the stretch...tied Wade Boggs for the AL lead in runs scored (.113) and topped the loop with a career high 126



**1989 OAKLAND A's** – In front: Bat Boy *Tori Lewis*, Bat Boy *Evan Mattrai*, Bat Boy *Brian Caskey*; Front row: *Mike Gallego*, *Jim Corsi*, *Felix Jose*, Hitting Coach *Merv Rettenmund*, First Base Coach *Dave McKay*, Third Base Coach *Rene Lachemann*, Manager *Tony La Russa*, Pitching Coach *Dave Duncan*, Bullpen Coach *Art Kusnyer*, Bench Coach *Tommy Reynolds*, *Glenn Hubbard*, *Matt Sinatro*, *Luis Polonia*, *Stan Javier*; Second row: Traveling Secretary *Mickey Morabito*, Equipment manager *Frank Ciensczyk*, *Jose Canseco*, *Storm Davis*, *Dennis Eckersley*, *Bob Welch*, *Carney Lansford*, *Mark McGwire*, *Eric Plunk*, *Dave Parker*, Trainer *Barry Weinberg*, Assistant Trainer *Larry Davis*; Top row: *Tony Phillips*, *Todd Burns*, *Brian Snyder*, *Dave Henderson*, *Ron Hassey*, *Greg Cadaret*, *Mike Moore*, *Dave Stewart*, *Walt Weiss*, *Gene Nelson*, *Terry Steinbach*, *Rick Honeycutt*, *Curt Young*

walks...was named ALCS MVP after hitting .400 with 15 total bases, eight runs scored, five RBI and seven walks in five games vs. the Blue Jays...hit a combined .441 in nine postseason games... Dave Parker topped the team with 97 RBI to go along with 22 home runs...McGwire ranked third in the AL with 33 home runs and ranked 10th in RBI (95)...Mike Gallego, who was thrust into the starting shortstop's role with Weiss sidelined for 65 games with an injury, finished the season with career highs in virtually every offensive category, including average (.252), runs (45), hits (90), home runs (3) and RBI (30)...Canseco, who won AL MVP honors the year before, missed the first 88 games of the season due to a stress fracture of the hook of the hamate bone in his left hand...despite missing the first half of the season, still managed to finish third on the team in homers (17) and fourth in RBI (57)...hit a tremendous home run in Game 4 of the ALCS off Mike Flanagan, a blast that carried into the fifth deck in Toronto's SkyDome.

### OAKLAND A'S CLINCHING DATES

| Year | Date                    | Game No. | Opponent             | Score    | Winner   | Loser     |
|------|-------------------------|----------|----------------------|----------|----------|-----------|
| 1971 | September 15            | 149      | at Chicago           | 3-2      | Grant    | Wood      |
| 1972 | September 28            | 150      | Minnesota            | 8-7      | Fingers  | LaRoche   |
| 1973 | September 23            | 156      | at Chicago           | 10-5     | Blue     | Wood      |
| 1974 | September 27            | 158      | Chicago              | 2-3      | Bahnsen  | Holtzman  |
| 1975 | September 24            | 158      | Chicago              | 13-2     | Blue     | Jefferson |
| 1988 | September 19            | 151      | Minnesota            | 5-3      | Stewart  | Toliver   |
| 1989 | September 27            | 158      | Texas                | 5-0      | Moore    | Moyer     |
| 1990 | September 25            | 154      | at Kansas City       | 5-0      | Stewart  | Appier    |
| 1992 | September 28            | 156/157  | Off Day <sup>1</sup> |          |          |           |
| 2000 | October 1               | 161      | Texas                | 3-0      | Hudson   | Glynn     |
| 2001 | September 23            | 150      | Seattle              | 7-4      | Mulder   | Garcia    |
| 2002 | September 20 (Playoff)  | 154      | Texas                | 4-2      | Mecir    | Kolb      |
|      | September 26 (Division) | 159      | at Seattle           | 5-3 (10) | Koch     | Hasegawa  |
| 2003 | September 23            | 158      | Texas                | 4-3 (10) | Foulke   | Cordero   |
| 2006 | September 26            | 157      | at Seattle           | 12-3     | Harden   | Woods     |
| 2012 | October 1 (Playoff)     | 160      | Texas                | 4-3      | Parker   | Perez     |
|      | October 3 (Division)    | 162      | Texas                | 12-5     | Scribner | Holland   |
| 2013 | September 22            | 156      | Minnesota            | 11-7     | Gray     | De Vries  |
| 2014 | September 28            | 162      | at Texas             | 4-0      | Gray     | Martinez  |
| 2018 | September 24            | 157      | at Seattle           | 7-3      | Buchter  | Armstrong |
| 2019 | September 27            | 160      | at Seattle           | 3-4      | Warren   | Hendriks  |
| 2020 | September 18 (Playoff)  | 51       | San Francisco        | 6-0      | Bassitt  | Webb      |
|      | September 21 (Division) | 53/54    | Off Day <sup>2</sup> |          |          |           |

<sup>1</sup>Chicago defeated 2nd place Minnesota on the A's off day.

<sup>2</sup>Seattle defeated 2nd place Houston on the A's off day.

# ALL-TIME POSTSEASON RESULTS

## AMERICAN LEAGUE WILD CARD

| 2014 | Date | Site           | W/L | Score    | Winner   | Loser    | Save     | Attendance |
|------|------|----------------|-----|----------|----------|----------|----------|------------|
| 1    | 9/30 | at Kansas City | L   | 8-9 (12) | Frasor   | Otero    |          | 40,502     |
| 2018 | Date | Site           | W/L | Score    | Winner   | Loser    | Save     | Attendance |
| 1    | 10/3 | at New York    | L   | 2-7      | Betances | Hendriks |          | 49,620     |
| 2019 | Date | Site           | W/L | Score    | Winner   | Loser    | Save     | Attendance |
| 1    | 10/2 | Tampa Bay      | L   | 1-5      | Morton   | Manaea   |          | 54,005     |
| 2020 | Date | Site           | W/L | Score    | Winner   | Loser    | Save     | Attendance |
| 1    | 9/29 | Chicago        | L   | 1-4      | Giolito  | Luzardo  | Colome   | —          |
| 2    | 9/30 | Chicago        | W   | 5-3      | Bassitt  | Keuchel  | Diekman  | —          |
| 3    | 10/1 | Chicago        | W   | 6-4      | Montas   | Marshall | Hendriks | —          |

## AMERICAN LEAGUE DIVISION SERIES

| 1981 | Date  | Site           | W/L | Score    | Winner       | Loser     | Save         | Attendance |
|------|-------|----------------|-----|----------|--------------|-----------|--------------|------------|
| 1    | 10/6  | at Kansas City | W   | 4-0      | NORRIS       | LEONARD   |              | 40,592     |
| 2    | 10/7  | at Kansas City | W   | 2-1      | McCATTY      | Jones     |              | 40,274     |
| 3    | 10/9  | at Oakland     | W   | 4-1      | Langford     | Gura      | Beard        | 40,002     |
| 2000 | Date  | Site           | W/L | Score    | Winner       | Loser     | Save         | Attendance |
| 1    | 10/3  | at Oakland     | W   | 5-3      | Heredia      | Clemens   | Isringhausen | 47,350     |
| 2    | 10/4  | at Oakland     | L   | 0-4      | Pettitte     | Appier    | Rivera       | 47,860     |
| 3    | 10/6  | at New York    | L   | 2-4      | Hernandez    | HUDSON    | Rivera       | 56,606     |
| 4    | 10/7  | at New York    | W   | 11-1     | Zito         | Clemens   |              | 56,915     |
| 5    | 10/8  | at Oakland     | L   | 5-7      | Stanton      | Heredia   | Rivera       | 41,170     |
| 2001 | Date  | Site           | W/L | Score    | Winner       | Loser     | Save         | Attendance |
| 1    | 10/10 | at New York    | W   | 5-3      | Mulder       | Clemens   | Isringhausen | 56,697     |
| 2    | 10/11 | at New York    | W   | 2-0      | Hudson       | Pettitte  | Isringhausen | 56,684     |
| 3    | 10/13 | at Oakland     | L   | 0-1      | Mussina      | Zito      | Rivera       | 55,861     |
| 4    | 10/14 | at Oakland     | L   | 2-9      | Hernandez    | Lidle     |              | 43,681     |
| 5    | 10/15 | at New York    | L   | 3-5      | Stanton      | Mulder    | Rivera       | 56,642     |
| 2002 | Date  | Site           | W/L | Score    | Winner       | Loser     | Save         | Attendance |
| 1    | 10/1  | at Oakland     | L   | 5-7      | Radke        | Lilly     | Guardado     | 34,853     |
| 2    | 10/2  | at Oakland     | W   | 9-1      | Mulder       | Mays      |              | 31,953     |
| 3    | 10/4  | at Minnesota   | W   | 6-3      | Zito         | Reed      | Koch         | 55,932     |
| 4    | 10/5  | at Minnesota   | L   | 2-11     | Milton       | Hudson    |              | 55,960     |
| 5    | 10/6  | at Oakland     | L   | 4-5      | Radke        | Mulder    |              | 32,146     |
| 2003 | Date  | Site           | W/L | Score    | Winner       | Loser     | Save         | Attendance |
| 1    | 10/1  | at Oakland     | W   | 5-4 (12) | Harden       | Lowe      |              | 50,606     |
| 2    | 10/2  | at Oakland     | W   | 5-1      | Zito         | Wakefield |              | 36,305     |
| 3    | 10/4  | at Boston      | L   | 1-3 (11) | Williamson   | Harden    |              | 35,460     |
| 4    | 10/5  | at Boston      | L   | 4-5      | Williamson   | Foulke    |              | 35,048     |
| 5    | 10/6  | at Oakland     | L   | 3-4      | Martinez     | Zito      | Lowe         | 49,397     |
| 2006 | Date  | Site           | W/L | Score    | Winner       | Loser     | Save         | Attendance |
| 1    | 10/3  | at Minnesota   | W   | 3-2      | Zito         | Santana   | Street       | 55,542     |
| 2    | 10/4  | at Minnesota   | W   | 5-2      | Calero       | Neshek    | Street       | 55,710     |
| 3    | 10/6  | Minnesota      | W   | 8-3      | Haren        | Radke     |              | 35,694     |
| 2012 | Date  | Site           | W/L | Score    | Winner       | Loser     | Save         | Attendance |
| 1    | 10/6  | at Detroit     | L   | 1-3      | Verlander    | Parker    | Valverde     | 43,323     |
| 2    | 10/7  | at Detroit     | L   | 4-5      | Alburquerque | Balfour   |              | 40,684     |
| 3    | 10/9  | Detroit        | W   | 2-0      | Anderson     | Sanchez   | Balfour      | 37,090     |
| 4    | 10/10 | Detroit        | W   | 4-3      | Cook         | Valverde  |              | 36,385     |
| 5    | 10/11 | Detroit        | L   | 0-6      | VERLANDER    | Parker    |              | 36,393     |

| 2013 | Date  | Site       | W/L | Score | Winner    | Loser       | Save    | Attendance |
|------|-------|------------|-----|-------|-----------|-------------|---------|------------|
| 1    | 10/4  | Detroit    | L   | 2-3   | Scherzer  | Colón       | Benoit  | 48,401     |
| 2    | 10/5  | Detroit    | W   | 1-0   | Balfour   | Albuquerque |         | 48,292     |
| 3    | 10/7  | at Detroit | W   | 6-3   | Parker    | Sanchez     | Balfour | 43,973     |
| 4    | 10/8  | at Detroit | L   | 6-8   | Scherzer  | Doolittle   |         | 43,958     |
| 5    | 10/10 | Detroit    | L   | 0-3   | Verlander | Gray        | Benoit  | 46,959     |
| 2020 | Date  | Site       | W/L | Score | Winner    | Loser       | Save    | Attendance |
| 1    | 10/5  | *Houston   | L   | 5-10  | Taylor    | Wendelken   |         | —          |
| 2    | 10/6  | *Houston   | L   | 2-5   | Valdez    | Manaea      | Pressly | —          |
| 3    | 10/7  | *Houston   | W   | 9-7   | Hendriks  | Raley       |         | —          |
| 4    | 10/8  | *Houston   | L   | 6-11  | Javier    | Montas      |         | —          |

\*indicates all games played at Dodger Stadium...A's were the home team in Games 1 and 2 and the visiting team in Games 3 and 4

## AMERICAN LEAGUE CHAMPIONSHIP SERIES

| 1971 | Date  | Site         | W/L | Score    | Winner    | Loser        | Save      | Attendance |
|------|-------|--------------|-----|----------|-----------|--------------|-----------|------------|
| 1    | 10/3  | at Baltimore | L   | 3-5      | McNally   | Blue         | Watt      | 42,621     |
| 2    | 10/4  | at Baltimore | L   | 1-5      | CUELLAR   | HUNTER       |           | 35,003     |
| 3    | 10/5  | at Oakland   | L   | 3-5      | PALMER    | Segui        |           | 33,176     |
| 1972 | Date  | Site         | W/L | Score    | Winner    | Loser        | Save      | Attendance |
| 1    | 10/7  | at Oakland   | W   | 3-2 (11) | Fingers   | Lolich       |           | 29,536     |
| 2    | 10/8  | at Oakland   | W   | 5-0      | ODOM      | Fryman       |           | 31,088     |
| 3    | 10/10 | at Detroit   | L   | 0-3      | COLEMAN   | Holtzman     |           | 41,156     |
| 4    | 10/11 | at Detroit   | L   | 3-4 (10) | Hiller    | Horlen       |           | 37,615     |
| 5    | 10/12 | at Detroit   | W   | 2-1      | Odum      | Fryman       | Blue      | 50,276     |
| 1973 | Date  | Site         | W/L | Score    | Winner    | Loser        | Save      | Attendance |
| 1    | 10/6  | at Baltimore | L   | 0-6      | PALMER    | Blue         |           | 41,279     |
| 2    | 10/7  | at Baltimore | W   | 6-3      | Hunter    | McNally      | Fingers   | 48,425     |
| 3    | 10/9  | at Oakland   | W   | 2-1 (11) | HOLTZMAN  | CUELLAR      |           | 34,467     |
| 4    | 10/10 | at Oakland   | L   | 4-5      | Jackson   | Fingers      |           | 27,497     |
| 5    | 10/11 | at Oakland   | W   | 3-0      | HUNTER    | Alexander    |           | 24,265     |
| 1974 | Date  | Site         | W/L | Score    | Winner    | Loser        | Save      | Attendance |
| 1    | 10/5  | at Oakland   | L   | 3-6      | Cuellar   | Hunter       |           | 41,609     |
| 2    | 10/6  | at Oakland   | W   | 5-0      | HOLTZMAN  | McNally      |           | 42,810     |
| 3    | 10/8  | at Baltimore | W   | 1-0      | BLUE      | PALMER       |           | 32,060     |
| 4    | 10/9  | at Baltimore | W   | 2-1      | Hunter    | Cuellar      | Fingers   | 28,136     |
| 1975 | Date  | Site         | W/L | Score    | Winner    | Loser        | Save      | Attendance |
| 1    | 10/4  | at Boston    | L   | 1-7      | TIANT     | Holtzman     |           | 35,578     |
| 2    | 10/5  | at Boston    | L   | 3-6      | Moret     | Fingers      | Drago     | 35,578     |
| 3    | 10/7  | at Oakland   | L   | 3-5      | Wise      | Holtzman     | Drago     | 49,358     |
| 1981 | Date  | Site         | W/L | Score    | Winner    | Loser        | Save      | Attendance |
| 1    | 10/13 | at New York  | L   | 1-3      | John      | Norris       | Gossage   | 55,740     |
| 2    | 10/14 | at New York  | L   | 3-13     | Frazier   | McCatty      |           | 48,497     |
| 3    | 10/15 | at Oakland   | L   | 0-4      | Righetti  | Keough       |           | 47,302     |
| 1988 | Date  | Site         | W/L | Score    | Winner    | Loser        | Save      | Attendance |
| 1    | 10/5  | at Boston    | W   | 2-1      | Honeycutt | HURST        | Eckersley | 34,104     |
| 2    | 10/6  | at Boston    | W   | 4-3      | Nelson    | Smith        | Eckersley | 34,605     |
| 3    | 10/8  | at Oakland   | W   | 10-6     | Nelson    | Boddicker    | Eckersley | 49,261     |
| 4    | 10/9  | at Oakland   | W   | 4-1      | Stewart   | Hurst        | Eckersley | 49,406     |
| 1989 | Date  | Site         | W/L | Score    | Winner    | Loser        | Save      | Attendance |
| 1    | 10/3  | at Oakland   | W   | 7-3      | Stewart   | Stieb        |           | 49,435     |
| 2    | 10/4  | at Oakland   | W   | 6-3      | Moore     | Stottlemlyre | Eckersley | 49,444     |
| 3    | 10/6  | at Toronto   | L   | 3-7      | Key       | Davis        |           | 50,268     |
| 4    | 10/7  | at Toronto   | W   | 6-5      | Welch     | Flanagan     | Eckersley | 50,076     |
| 5    | 10/8  | at Toronto   | W   | 4-3      | Stewart   | Stieb        | Eckersley | 50,024     |
| 1990 | Date  | Site         | W/L | Score    | Winner    | Loser        | Save      | Attendance |
| 1    | 10/6  | at Boston    | W   | 9-1      | Stewart   | Andersen     |           | 35,192     |
| 2    | 10/7  | at Boston    | W   | 4-1      | Harris    | Welch        | Eckersley | 35,070     |
| 3    | 10/9  | at Oakland   | W   | 4-1      | Moore     | BODDICKER    | Eckersley | 49,026     |
| 4    | 10/10 | at Oakland   | W   | 3-1      | Stewart   | Clemens      | Honeycutt | 49,052     |

| 1992 | Date  | Site       | W/L | Score    | Winner  | Loser   | Save      | Attendance |
|------|-------|------------|-----|----------|---------|---------|-----------|------------|
| 1    | 10/7  | at Toronto | W   | 4-3      | Russell | MORRIS  | Eckersley | 51,039     |
| 2    | 10/8  | at Toronto | L   | 1-3      | Cone    | Moore   | Henke     | 51,114     |
| 3    | 10/10 | at Oakland | L   | 5-7      | Guzman  | Darling | Henke     | 46,911     |
| 4    | 10/11 | at Oakland | L   | 6-7 (11) | Ward    | Downs   | Henke     | 47,732     |
| 5    | 10/12 | at Oakland | W   | 6-2      | STEWART | Cone    |           | 44,955     |
| 6    | 10/14 | at Toronto | L   | 2-9      | Guzman  | Moore   |           | 51,335     |

| 2006 | Date  | Site       | W/L | Score | Winner    | Loser  | Save  | Attendance |
|------|-------|------------|-----|-------|-----------|--------|-------|------------|
| 1    | 10/10 | Detroit    | L   | 1-5   | Robertson | Zito   |       | 35,655     |
| 2    | 10/11 | Detroit    | L   | 5-8   | Verlander | Loaiza | Jones | 36,168     |
| 3    | 10/13 | at Detroit | L   | 0-3   | Rogers    | Harden | Jones | 41,669     |
| 4    | 10/14 | at Detroit | L   | 3-6   | Ledezma   | Street |       | 42,967     |

## WORLD SERIES

| 1905 | Date  | Site            | W/L | Score | Winner    | Loser     | Save | Attendance |
|------|-------|-----------------|-----|-------|-----------|-----------|------|------------|
| 1    | 10/9  | at Philadelphia | L   | 0-3   | MATHEWSON | PLANK     |      | 17,955     |
| 2    | 10/10 | at New York     | W   | 3-0   | BENDER    | McGinnity |      | 24,992     |
| 3    | 10/12 | at Philadelphia | L   | 0-9   | MATHEWSON | COAKLEY   |      | 10,991     |
| 4    | 10/13 | at New York     | L   | 0-1   | McGINNITY | PLANK     |      | 13,598     |
| 5    | 10/14 | at New York     | L   | 0-2   | MATHEWSON | BENDER    |      | 24,187     |

| 1910 | Date  | Site            | W/L | Score    | Winner | Loser    | Save | Attendance |
|------|-------|-----------------|-----|----------|--------|----------|------|------------|
| 1    | 10/17 | at Philadelphia | W   | 4-1      | BENDER | Overall  |      | 26,891     |
| 2    | 10/18 | at Philadelphia | W   | 9-3      | COOMBS | Brown    |      | 24,597     |
| 3    | 10/20 | at Chicago      | W   | 12-5     | COOMBS | McIntire |      | 26,210     |
| 4    | 10/22 | at Chicago      | L   | 3-4 (10) | Brown  | BENDER   |      | 19,150     |
| 5    | 10/23 | at Chicago      | W   | 7-2      | COOMBS | BROWN    |      | 27,374     |

| 1911 | Date  | Site            | W/L | Score    | Winner    | Loser     | Save | Attendance |
|------|-------|-----------------|-----|----------|-----------|-----------|------|------------|
| 1    | 10/14 | at New York     | L   | 1-2      | MATHEWSON | BENDER    |      | 38,281     |
| 2    | 10/16 | at Philadelphia | W   | 3-1      | PLANK     | Marquard  |      | 26,286     |
| 3    | 10/17 | at New York     | W   | 3-2 (11) | COOMBS    | MATHEWSON |      | 37,216     |
| 4    | 10/24 | at Philadelphia | W   | 4-2      | BENDER    | Mathewson |      | 24,355     |
| 5    | 10/25 | at New York     | L   | 3-4 (10) | Crandall  | Plank     |      | 33,228     |
| 6    | 10/26 | at Philadelphia | W   | 13-2     | BENDER    | Ames      |      | 20,485     |

| 1913 | Date  | Site            | W/L | Score    | Winner    | Loser     | Save | Attendance |
|------|-------|-----------------|-----|----------|-----------|-----------|------|------------|
| 1    | 10/7  | at New York     | W   | 6-4      | BENDER    | Marquard  |      | 36,291     |
| 2    | 10/8  | at Philadelphia | L   | 0-3 (10) | MATHEWSON | PLANK     |      | 20,563     |
| 3    | 10/9  | at New York     | W   | 8-2      | BUSH      | Tesreau   |      | 36,896     |
| 4    | 10/10 | at Philadelphia | W   | 6-5      | BENDER    | Demaree   |      | 20,568     |
| 5    | 10/11 | at New York     | W   | 3-1      | PLANK     | MATHEWSON |      | 36,632     |

| 1914 | Date  | Site            | W/L | Score    | Winner  | Loser   | Save | Attendance |
|------|-------|-----------------|-----|----------|---------|---------|------|------------|
| 1    | 10/9  | at Philadelphia | L   | 1-7      | RUDOLPH | Bender  |      | 20,562     |
| 2    | 10/10 | at Philadelphia | L   | 0-1      | JAMES   | PLANK   |      | 20,562     |
| 3    | 10/12 | at Boston       | L   | 4-5 (12) | James   | BUSH    |      | 35,520     |
| 4    | 10/13 | at Boston       | L   | 1-3      | RUDOLPH | Shawkey |      | 34,365     |

| 1929 | Date  | Site            | W/L | Score | Winner   | Loser    | Save | Attendance |
|------|-------|-----------------|-----|-------|----------|----------|------|------------|
| 1    | 10/8  | at Chicago      | W   | 3-1   | EHMKE    | Root     |      | 50,740     |
| 2    | 10/9  | at Chicago      | W   | 9-3   | Earnshaw | Malone   |      | 49,987     |
| 3    | 10/11 | at Philadelphia | L   | 1-3   | BUSH     | EARNSHAW |      | 29,921     |
| 4    | 10/12 | at Philadelphia | W   | 10-8  | Rommel   | Blake    |      | 29,921     |
| 5    | 10/14 | at Philadelphia | W   | 3-2   | Walberg  | MALONE   |      | 29,921     |

| 1930 | Date | Site            | W/L | Score | Winner   | Loser    | Save | Attendance |
|------|------|-----------------|-----|-------|----------|----------|------|------------|
| 1    | 10/1 | at Philadelphia | W   | 5-2   | GROVE    | GRIMES   |      | 32,295     |
| 2    | 10/2 | at Philadelphia | W   | 6-1   | EARNSHAW | Rhem     |      | 32,295     |
| 3    | 10/4 | at St. Louis    | L   | 0-5   | HALLAHAN | Walberg  |      | 36,944     |
| 4    | 10/5 | at St. Louis    | L   | 1-3   | HAINES   | GROVE    |      | 39,946     |
| 5    | 10/6 | at St. Louis    | W   | 2-0   | Grove    | GRIMES   |      | 38,844     |
| 6    | 10/8 | at Philadelphia | W   | 7-1   | EARNSHAW | Hallahan |      | 32,295     |

| 1931 | Date  | Site            | W/L | Score | Winner   | Loser     | Save | Attendance |
|------|-------|-----------------|-----|-------|----------|-----------|------|------------|
| 1    | 10/1  | at St. Louis    | W   | 6-2   | GROVE    | Derringer |      | 38,529     |
| 2    | 10/2  | at St. Louis    | L   | 0-2   | HALLAHAN | EARNSHAW  |      | 35,947     |
| 3    | 10/5  | at Philadelphia | L   | 2-5   | GRIMES   | Grove     |      | 32,295     |
| 4    | 10/6  | at Philadelphia | W   | 3-0   | EARNSHAW | Johnson   |      | 32,295     |
| 5    | 10/7  | at Philadelphia | L   | 1-5   | HALLAHAN | Hoyt      |      | 32,295     |
| 6    | 10/9  | at St. Louis    | W   | 8-1   | GROVE    | Derringer |      | 39,401     |
| 7    | 10/10 | at St. Louis    | L   | 2-4   | Grimes   | Earnshaw  |      | 20,805     |

| 1972 | Date  | Site          | W/L | Score | Winner     | Loser    | Save       | Attendance |
|------|-------|---------------|-----|-------|------------|----------|------------|------------|
| 1    | 10/14 | at Cincinnati | W   | 3-2   | Holtzman   | Nolan    | Blue       | 52,918     |
| 2    | 10/15 | at Cincinnati | W   | 2-1   | Hunter     | Grimsley | Fingers    | 53,244     |
| 3    | 10/18 | at Oakland    | L   | 0-1   | Billingham | Odom     | Carroll    | 49,410     |
| 4    | 10/19 | at Oakland    | W   | 3-2   | Fingers    | Carroll  |            | 49,410     |
| 5    | 10/20 | at Oakland    | L   | 4-5   | Grimsley   | Fingers  | Billingham | 49,410     |
| 6    | 10/21 | at Cincinnati | L   | 1-8   | Grimsley   | Blue     | Hall       | 52,737     |
| 7    | 10/22 | at Cincinnati | W   | 3-2   | Hunter     | Borbon   | Fingers    | 56,040     |

| 1973 | Date  | Site        | W/L | Score     | Winner   | Loser    | Save    | Attendance |
|------|-------|-------------|-----|-----------|----------|----------|---------|------------|
| 1    | 10/13 | at Oakland  | W   | 2-1       | Holtzman | Matlack  | Knowles | 46,021     |
| 2    | 10/14 | at Oakland  | L   | 7-10 (12) | McGraw   | Fingers  | Stone   | 49,151     |
| 3    | 10/16 | at New York | W   | 3-2 (11)  | Lindblad | Parker   | Fingers | 54,817     |
| 4    | 10/17 | at New York | L   | 1-6       | Matlack  | Holtzman | Sadecki | 54,817     |
| 5    | 10/18 | at New York | L   | 0-2       | Koosman  | Blue     | McGraw  | 54,817     |
| 6    | 10/20 | at Oakland  | W   | 3-1       | Hunter   | Seaver   | Fingers | 49,333     |
| 7    | 10/21 | at Oakland  | W   | 5-2       | Holtzman | Matlack  | Knowles | 49,333     |

| 1974 | Date  | Site           | W/L | Score | Winner   | Loser       | Save     | Attendance |
|------|-------|----------------|-----|-------|----------|-------------|----------|------------|
| 1    | 10/12 | at Los Angeles | W   | 3-2   | Fingers  | Messersmith | Hunter   | 55,974     |
| 2    | 10/13 | at Los Angeles | L   | 2-3   | Sutton   | Blue        | Marshall | 55,989     |
| 3    | 10/15 | at Oakland     | W   | 3-2   | Hunter   | Downing     |          | 49,347     |
| 4    | 10/16 | at Oakland     | W   | 5-2   | Holtzman | Messersmith | Fingers  | 49,347     |
| 5    | 10/17 | at Oakland     | W   | 3-2   | Odom     | Marshall    | Fingers  | 49,347     |

| 1988 | Date  | Site           | W/L | Score | Winner    | Loser     | Save   | Attendance |
|------|-------|----------------|-----|-------|-----------|-----------|--------|------------|
| 1    | 10/15 | at Los Angeles | L   | 4-5   | Pena      | Eckersley |        | 55,983     |
| 2    | 10/16 | at Los Angeles | L   | 0-6   | HERSHISER | Davis     |        | 56,051     |
| 3    | 10/18 | at Oakland     | W   | 2-1   | Honeycutt | Howell    |        | 49,316     |
| 4    | 10/19 | at Oakland     | L   | 3-4   | Belcher   | Stewart   | Howell | 49,317     |
| 5    | 10/20 | at Oakland     | L   | 2-5   | HERSHISER | Davis     |        | 49,317     |

| 1989 | Date  | Site             | W/L | Score | Winner  | Loser    | Save      | Attendance |
|------|-------|------------------|-----|-------|---------|----------|-----------|------------|
| 1    | 10/14 | at Oakland       | W   | 5-0   | STEWART | Garrelts |           | 49,385     |
| 2    | 10/15 | at Oakland       | W   | 5-1   | Moore   | Reuschel |           | 49,388     |
| 3    | 10/27 | at San Francisco | W   | 13-7  | Stewart | Garrelts |           | 62,038     |
| 4    | 10/28 | at San Francisco | W   | 9-6   | Moore   | Robinson | Eckersley | 62,032     |

| 1990 | Date  | Site          | W/L | Score    | Winner   | Loser     | Save  | Attendance |
|------|-------|---------------|-----|----------|----------|-----------|-------|------------|
| 1    | 10/16 | at Cincinnati | L   | 0-7      | Rijo     | Stewart   |       | 55,830     |
| 2    | 10/17 | at Cincinnati | L   | 4-5 (10) | Dibble   | Eckersley |       | 55,832     |
| 3    | 10/19 | at Oakland    | L   | 3-8      | Browning | Moore     |       | 48,269     |
| 4    | 10/20 | at Oakland    | L   | 1-2      | Rijo     | STEWART   | Myers | 48,613     |

Capitals denote complete game.

### OAKLAND'S 20-GAME WINNING STREAK, 2002

| Date    | Opponent     | Score | Date    | Opponent       | Score |
|---------|--------------|-------|---------|----------------|-------|
| Aug. 13 | Toronto      | 5-4   | Aug. 24 | at Detroit     | 12-3  |
| Aug. 14 | Toronto      | 4-2   | Aug. 25 | at Detroit     | 10-7  |
| Aug. 16 | Chicago      | 1-0   | Aug. 26 | at Kansas City | 6-3   |
| Aug. 17 | Chicago      | 9-2   | Aug. 27 | at Kansas City | 6-4   |
| Aug. 18 | Chicago      | 7-4   | Aug. 28 | at Kansas City | 7-1   |
| Aug. 19 | at Cleveland | 8-1   | Aug. 30 | Minnesota      | 4-2   |
| Aug. 20 | at Cleveland | 6-3   | Aug. 31 | Minnesota      | 6-3   |
| Aug. 21 | at Cleveland | 6-0   | Sept. 1 | Minnesota      | 7-5   |
| Aug. 22 | at Cleveland | 9-3   | Sept. 2 | Kansas City    | 7-6   |
| Aug. 23 | at Detroit   | 9-1   | Sept. 4 | Kansas City    | 12-11 |

# POSTSEASON TEAM TOTALS

## AMERICAN LEAGUE WILD CARD

| Year          | AVG.        | G        | AB         | R         | H         | TB        | 2B       | 3B       | HR       | RBI       | SH       | SF       | HP       | BB        | IBB      | SO        | SB       | CS       | DP       | E        | SLG         | OBP         |
|---------------|-------------|----------|------------|-----------|-----------|-----------|----------|----------|----------|-----------|----------|----------|----------|-----------|----------|-----------|----------|----------|----------|----------|-------------|-------------|
| 2014          | .277        | 1        | 47         | 8         | 13        | 19        | 0        | 0        | 2        | 8         | 1        | 0        | 0        | 6         | 1        | 15        | 0        | 0        | 0        | 0        | .404        | .358        |
| 2018          | .152        | 1        | 33         | 2         | 5         | 8         | 0        | 0        | 1        | 2         | 0        | 0        | 0        | 5         | 0        | 13        | 0        | 0        | 0        | 0        | .242        | .263        |
| 2019          | .242        | 1        | 33         | 1         | 8         | 8         | 0        | 0        | 0        | 1         | 0        | 1        | 0        | 3         | 0        | 12        | 0        | 0        | 2        | 0        | .242        | .297        |
| 2020          | .194        | 3        | 93         | 12        | 18        | 28        | 1        | 0        | 3        | 10        | 0        | 0        | 0        | 11        | 1        | 22        | 0        | 0        | 1        | 1        | .279        | .301        |
| <b>Totals</b> | <b>.214</b> | <b>6</b> | <b>206</b> | <b>23</b> | <b>44</b> | <b>63</b> | <b>1</b> | <b>0</b> | <b>6</b> | <b>21</b> | <b>1</b> | <b>1</b> | <b>0</b> | <b>25</b> | <b>2</b> | <b>62</b> | <b>0</b> | <b>0</b> | <b>3</b> | <b>2</b> | <b>.306</b> | <b>.297</b> |

| Year          | W        | L        | ERA         | G        | GS       | CG       | GF       | SHO      | SV       | IP          | H         | R         | ER        | HR        | HB       | BB        | IBB      | SO        | WP       | BK       | AVG.        |
|---------------|----------|----------|-------------|----------|----------|----------|----------|----------|----------|-------------|-----------|-----------|-----------|-----------|----------|-----------|----------|-----------|----------|----------|-------------|
| 2014          | 0        | 1        | 6.94        | 1        | 1        | 0        | 1        | 0        | 0        | 11.2        | 15        | 9         | 9         | 0         | 0        | 3         | 0        | 8         | 1        | 0        | .341        |
| 2018          | 0        | 1        | 7.88        | 1        | 1        | 0        | 1        | 0        | 0        | 8.0         | 7         | 7         | 7         | 2         | 0        | 4         | 0        | 6         | 1        | 0        | .241        |
| 2019          | 0        | 1        | 5.00        | 1        | 1        | 0        | 1        | 0        | 0        | 9.0         | 7         | 5         | 5         | 4         | 0        | 2         | 0        | 12        | 0        | 0        | .206        |
| 2020          | 2        | 1        | 3.67        | 3        | 3        | 0        | 3        | 0        | 2        | 27.0        | 31        | 11        | 11        | 5         | 1        | 6         | 0        | 29        | 1        | 0        | .277        |
| <b>Totals</b> | <b>2</b> | <b>4</b> | <b>5.17</b> | <b>6</b> | <b>6</b> | <b>0</b> | <b>6</b> | <b>0</b> | <b>2</b> | <b>55.2</b> | <b>60</b> | <b>32</b> | <b>32</b> | <b>11</b> | <b>1</b> | <b>15</b> | <b>0</b> | <b>55</b> | <b>3</b> | <b>0</b> | <b>.274</b> |

## AMERICAN LEAGUE DIVISION SERIES

| Year          | AVG.        | G         | AB          | R          | H          | TB         | 2B        | 3B       | HR        | RBI        | SH       | SF       | HP        | BB         | IBB      | SO         | SB        | CS       | DP        | E         | SLG         | OBP         |
|---------------|-------------|-----------|-------------|------------|------------|------------|-----------|----------|-----------|------------|----------|----------|-----------|------------|----------|------------|-----------|----------|-----------|-----------|-------------|-------------|
| 1981          | .253        | 3         | 99          | 10         | 25         | 39         | 5         | 0        | 3         | 9          | 3        | 0        | 0         | 6          | 0        | 10         | 2         | 2        | 1         | 3         | .394        | .295        |
| 2000          | .263        | 5         | 167         | 23         | 44         | 59         | 9         | 0        | 2         | 22         | 1        | 2        | 2         | 19         | 1        | 31         | 3         | 0        | 6         | 5         | .353        | .342        |
| 2001          | .247        | 5         | 174         | 12         | 43         | 70         | 13        | 1        | 4         | 11         | 0        | 2        | 3         | 11         | 1        | 31         | 3         | 0        | 3         | 6         | .402        | .300        |
| 2002          | .288        | 5         | 184         | 26         | 53         | 92         | 13        | 1        | 8         | 25         | 0        | 1        | 1         | 12         | 1        | 34         | 1         | 0        | 2         | 3         | .500        | .333        |
| 2003          | .213        | 5         | 178         | 18         | 38         | 51         | 8         | 1        | 1         | 15         | 1        | 0        | 4         | 21         | 2        | 37         | 3         | 0        | 0         | 5         | .287        | .310        |
| 2006          | .245        | 3         | 106         | 16         | 26         | 50         | 9         | 0        | 5         | 15         | 0        | 0        | 0         | 6          | 1        | 19         | 0         | 0        | 2         | 1         | .472        | .286        |
| 2012          | .194        | 5         | 155         | 11         | 30         | 44         | 5         | 0        | 3         | 10         | 1        | 0        | 2         | 14         | 0        | 50         | 2         | 1        | 2         | 3         | .284        | .269        |
| 2013          | .217        | 5         | 166         | 15         | 36         | 63         | 6         | 3        | 5         | 14         | 1        | 1        | 1         | 14         | 2        | 57         | 1         | 1        | 1         | 1         | .380        | .280        |
| 2020          | .269        | 4         | 134         | 22         | 36         | 77         | 5         | 0        | 12        | 22         | 0        | 3        | 2         | 11         | 0        | 32         | 0         | 0        | 5         | 3         | .575        | .327        |
| <b>Totals</b> | <b>.243</b> | <b>40</b> | <b>1363</b> | <b>153</b> | <b>331</b> | <b>545</b> | <b>73</b> | <b>6</b> | <b>43</b> | <b>143</b> | <b>7</b> | <b>9</b> | <b>15</b> | <b>114</b> | <b>8</b> | <b>301</b> | <b>15</b> | <b>3</b> | <b>22</b> | <b>30</b> | <b>.400</b> | <b>.306</b> |

| Year          | W         | L         | ERA         | G         | GS        | CG       | GF        | SHO      | SV       | IP           | H          | R          | ER         | HR        | HB        | BB         | IBB       | SO         | WP        | BK       | AVG.        |
|---------------|-----------|-----------|-------------|-----------|-----------|----------|-----------|----------|----------|--------------|------------|------------|------------|-----------|-----------|------------|-----------|------------|-----------|----------|-------------|
| 1981          | 3         | 0         | 0.67        | 3         | 3         | 2        | 1         | 1        | 1        | 27.0         | 20         | 2          | 2          | 0         | 0         | 7          | 0         | 11         | 0         | 0        | .204        |
| 2000          | 2         | 3         | 3.48        | 5         | 5         | 1        | 4         | 0        | 1        | 44.0         | 41         | 19         | 17         | 1         | 1         | 16         | 2         | 35         | 0         | 0        | .244        |
| 2001          | 2         | 3         | 2.86        | 5         | 5         | 0        | 5         | 1        | 2        | 44.0         | 40         | 18         | 14         | 3         | 4         | 11         | 0         | 29         | 0         | 0        | .241        |
| 2002          | 2         | 3         | 4.09        | 5         | 5         | 0        | 5         | 0        | 1        | 44.0         | 52         | 27         | 20         | 5         | 2         | 14         | 1         | 42         | 4         | 0        | .291        |
| 2003          | 2         | 3         | 2.98        | 5         | 5         | 0        | 5         | 0        | 0        | 48.1         | 38         | 17         | 16         | 8         | 2         | 18         | 5         | 39         | 1         | 0        | .211        |
| 2006          | 3         | 0         | 2.33        | 3         | 3         | 0        | 3         | 0        | 2        | 27.0         | 26         | 7          | 7          | 5         | 0         | 6          | 0         | 11         | 0         | 0        | .257        |
| 2012          | 2         | 3         | 2.89        | 5         | 5         | 0        | 5         | 1        | 1        | 43.2         | 41         | 17         | 14         | 2         | 3         | 7          | 1         | 39         | 4         | 0        | .252        |
| 2013          | 2         | 3         | 3.48        | 5         | 5         | 0        | 5         | 1        | 1        | 44.0         | 38         | 17         | 17         | 3         | 2         | 13         | 1         | 38         | 1         | 0        | .235        |
| 2020          | 1         | 3         | 7.46        | 4         | 4         | 0        | 4         | 0        | 0        | 35.0         | 46         | 33         | 29         | 12        | 5         | 11         | 1         | 28         | 0         | 0        | .322        |
| <b>Totals</b> | <b>19</b> | <b>21</b> | <b>3.43</b> | <b>40</b> | <b>40</b> | <b>3</b> | <b>37</b> | <b>4</b> | <b>9</b> | <b>357.0</b> | <b>342</b> | <b>157</b> | <b>136</b> | <b>39</b> | <b>19</b> | <b>103</b> | <b>11</b> | <b>272</b> | <b>10</b> | <b>0</b> | <b>.251</b> |

## AMERICAN LEAGUE CHAMPIONSHIP SERIES

| Year          | AVG.        | G         | AB          | R          | H          | TB         | 2B        | 3B       | HR        | RBI        | SH        | SF        | HP        | BB         | IBB       | SO         | SB        | CS        | DP        | E         | SLG         | OBP         |
|---------------|-------------|-----------|-------------|------------|------------|------------|-----------|----------|-----------|------------|-----------|-----------|-----------|------------|-----------|------------|-----------|-----------|-----------|-----------|-------------|-------------|
| 1971          | .229        | 3         | 96          | 7          | 22         | 41         | 8         | 1        | 3         | 7          | 2         | 0         | 0         | 5          | 0         | 16         | 0         | 3         | 3         | 0         | .427        | .267        |
| 1972          | .224        | 5         | 170         | 13         | 38         | 49         | 8         | 0        | 1         | 10         | 4         | 1         | 3         | 12         | 0         | 35         | 7         | 2         | 2         | 3         | .288        | .285        |
| 1973          | .200        | 5         | 160         | 15         | 32         | 54         | 5         | 1        | 5         | 15         | 4         | 1         | 2         | 17         | 3         | 39         | 3         | 1         | 2         | 4         | .338        | .283        |
| 1974          | .183        | 4         | 120         | 11         | 22         | 37         | 4         | 1        | 3         | 11         | 2         | 1         | 1         | 22         | 3         | 16         | 3         | 3         | 3         | 2         | .308        | .313        |
| 1975          | .194        | 3         | 98          | 7          | 19         | 28         | 6         | 0        | 1         | 7          | 0         | 0         | 0         | 9          | 0         | 14         | 0         | 0         | 2         | 6         | .286        | .262        |
| 1981          | .222        | 3         | 99          | 4          | 22         | 28         | 4         | 1        | 0         | 4          | 0         | 0         | 0         | 6          | 1         | 23         | 2         | 0         | 6         | 4         | .283        | .267        |
| 1988          | .299        | 4         | 137         | 20         | 41         | 70         | 8         | 0        | 7         | 20         | 0         | 1         | 0         | 10         | 3         | 35         | 1         | 3         | 1         | 3         | .511        | .345        |
| 1989          | .272        | 5         | 158         | 26         | 43         | 75         | 9         | 1        | 7         | 23         | 3         | 2         | 1         | 20         | 0         | 32         | 13        | 3         | 2         | 3         | .475        | .354        |
| 1990          | .299        | 4         | 127         | 20         | 38         | 42         | 4         | 0        | 0         | 18         | 4         | 3         | 4         | 19         | 2         | 21         | 9         | 3         | 5         | 1         | .331        | .399        |
| 1992          | .251        | 6         | 207         | 24         | 52         | 71         | 5         | 1        | 4         | 23         | 3         | 2         | 1         | 24         | 2         | 33         | 16        | 2         | 5         | 7         | .343        | .329        |
| 2006          | .221        | 4         | 131         | 9          | 29         | 48         | 7         | 0        | 4         | 9          | 0         | 0         | 1         | 14         | 0         | 28         | 0         | 0         | 7         | 3         | .366        | .301        |
| <b>Totals</b> | <b>.238</b> | <b>46</b> | <b>1503</b> | <b>156</b> | <b>358</b> | <b>543</b> | <b>68</b> | <b>6</b> | <b>35</b> | <b>147</b> | <b>22</b> | <b>11</b> | <b>13</b> | <b>158</b> | <b>14</b> | <b>292</b> | <b>54</b> | <b>20</b> | <b>38</b> | <b>36</b> | <b>.361</b> | <b>.314</b> |

| Year          | W         | L         | ERA         | G         | GS        | CG       | GF        | SHO      | SV        | IP           | H          | R          | ER         | HR        | HB       | BB         | IBB       | SO         | WP        | BK       | AVG.        |
|---------------|-----------|-----------|-------------|-----------|-----------|----------|-----------|----------|-----------|--------------|------------|------------|------------|-----------|----------|------------|-----------|------------|-----------|----------|-------------|
| 1971          | 0         | 3         | 5.40        | 3         | 3         | 1        | 2         | 0        | 0         | 25.0         | 26         | 15         | 15         | 4         | 0        | 13         | 2         | 22         | 1         | 0        | .274        |
| 1972          | 3         | 2         | 1.76        | 5         | 5         | 1        | 4         | 1        | 1         | 46.0         | 32         | 10         | 9          | 4         | 0        | 13         | 2         | 25         | 2         | 0        | .198        |
| 1973          | 3         | 2         | 2.74        | 5         | 5         | 2        | 3         | 1        | 1         | 46.0         | 36         | 15         | 14         | 3         | 2        | 16         | 1         | 25         | 1         | 0        | .211        |
| 1974          | 3         | 1         | 1.75        | 4         | 4         | 2        | 2         | 2        | 1         | 36.0         | 22         | 7          | 7          | 3         | 0        | 5          | 0         | 20         | 0         | 0        | .177        |
| 1975          | 0         | 3         | 4.32        | 3         | 3         | 0        | 3         | 0        | 0         | 25.0         | 31         | 18         | 12         | 2         | 0        | 3          | 2         | 12         | 1         | 0        | .316        |
| 1981          | 0         | 3         | 6.84        | 3         | 3         | 0        | 3         | 0        | 0         | 25.0         | 36         | 20         | 19         | 3         | 2        | 13         | 0         | 10         | 1         | 0        | .336        |
| 1988          | 4         | 0         | 2.00        | 4         | 4         | 0        | 4         | 0        | 4         | 36.0         | 26         | 11         | 8          | 2         | 1        | 18         | 0         | 23         | 1         | 1        | .206        |
| 1989          | 4         | 1         | 3.89        | 5         | 5         | 0        | 5         | 0        | 3         | 44.0         | 40         | 21         | 19         | 3         | 0        | 15         | 1         | 24         | 1         | 0        | .242        |
| 1990          | 4         | 0         | 1.00        | 4         | 4         | 0        | 4         | 0        | 3         | 36.0         | 23         | 4          | 4          | 1         | 0        | 6          | 0         | 16         | 0         | 0        | .183        |
| 1992          | 2         | 4         | 4.50        | 6         | 6         | 1        | 5         | 0        | 1         | 54.0         | 59         | 31         | 27         | 10        | 0        | 23         | 1         | 29         | 3         | 0        | .281        |
| 2006          | 0         | 4         | 5.71        | 4         | 4         | 0        | 4         | 0        | 0         | 34.2         | 39         | 22         | 22         | 7         | 0        | 19         | 2         | 25         | 3         | 0        | .285        |
| <b>Totals</b> | <b>23</b> | <b>23</b> | <b>3.44</b> | <b>46</b> | <b>46</b> | <b>7</b> | <b>39</b> | <b>4</b> | <b>14</b> | <b>407.2</b> | <b>370</b> | <b>174</b> | <b>156</b> | <b>42</b> | <b>5</b> | <b>144</b> | <b>11</b> | <b>231</b> | <b>14</b> | <b>1</b> | <b>.243</b> |

## WORLD SERIES

| Year          | AVG.        | G         | AB          | R          | H          | TB         | 2B         | 3B        | HR        | RBI        | SH        | SF        | HP        | BB         | IBB      | SO         | SB        | CS        | DP        | E         | SLG         | OBP         |
|---------------|-------------|-----------|-------------|------------|------------|------------|------------|-----------|-----------|------------|-----------|-----------|-----------|------------|----------|------------|-----------|-----------|-----------|-----------|-------------|-------------|
| 1905          | .161        | 5         | 155         | 3          | 25         | 30         | 5          | 0         | 0         | 2          | 3         | 0         | 1         | 5          | -        | 25         | 2         | 2         | 2         | 8         | .194        | .193        |
| 1910          | .316        | 5         | 177         | 35         | 56         | 80         | 19         | 1         | 1         | 30         | 7         | 0         | 2         | 17         | -        | 24         | 7         | 7         | 3         | 11        | .452        | .383        |
| 1911          | .244        | 6         | 205         | 27         | 50         | 74         | 15         | 0         | 3         | 21         | 7         | 2         | 0         | 4          | -        | 31         | 4         | 6         | 0         | 11        | .361        | .256        |
| 1913          | .264        | 5         | 174         | 23         | 46         | 64         | 4          | 4         | 2         | 21         | 5         | 2         | 0         | 7          | -        | 16         | 5         | 2         | 0         | 5         | .368        | .290        |
| 1914          | .172        | 4         | 128         | 6          | 22         | 31         | 9          | 0         | 0         | 5          | 2         | 1         | 0         | 13         | -        | 28         | 2         | 3         | 2         | 3         | .242        | .246        |
| 1929          | .281        | 5         | 171         | 26         | 48         | 71         | 5          | 0         | 6         | 26         | 6         | 1         | 1         | 13         | -        | 27         | 0         | 2         | 4         | 4         | .415        | .333        |
| 1930          | .197        | 6         | 178         | 21         | 35         | 67         | 10         | 2         | 6         | 21         | 4         | 3         | 1         | 24         | -        | 32         | 0         | 2         | 3         | 3         | .376        | .291        |
| 1931          | .220        | 7         | 227         | 22         | 50         | 64         | 5          | 0         | 3         | 20         | 4         | 0         | 1         | 28         | -        | 46         | 0         | 0         | 5         | 2         | .282        | .309        |
| 1972          | .209        | 7         | 220         | 16         | 46         | 65         | 4          | 0         | 5         | 16         | 6         | 0         | 1         | 21         | 5        | 37         | 1         | 3         | 2         | 9         | .295        | .281        |
| 1973          | .212        | 7         | 241         | 21         | 51         | 75         | 12         | 3         | 2         | 20         | 2         | 1         | 2         | 28         | 3        | 62         | 3         | 4         | 2         | 9         | .311        | .298        |
| 1974          | .211        | 5         | 142         | 16         | 30         | 46         | 4          | 0         | 4         | 14         | 7         | 1         | 2         | 16         | 1        | 42         | 3         | 3         | 3         | 5         | .324        | .298        |
| 1988          | .177        | 5         | 158         | 11         | 28         | 37         | 3          | 0         | 2         | 11         | 1         | 1         | 1         | 17         | 1        | 41         | 3         | 0         | 2         | 2         | .234        | .260        |
| 1989          | .301        | 4         | 146         | 32         | 44         | 85         | 8          | 3         | 9         | 30         | 0         | 0         | 1         | 18         | 3        | 22         | 4         | 1         | 2         | 1         | .582        | .382        |
| 1990          | .207        | 4         | 135         | 8          | 28         | 41         | 4          | 0         | 3         | 8          | 2         | 1         | 0         | 12         | 1        | 28         | 7         | 0         | 2         | 5         | .304        | .270        |
| <b>Totals</b> | <b>.228</b> | <b>75</b> | <b>2457</b> | <b>267</b> | <b>559</b> | <b>830</b> | <b>107</b> | <b>13</b> | <b>46</b> | <b>245</b> | <b>56</b> | <b>13</b> | <b>13</b> | <b>223</b> | <b>-</b> | <b>461</b> | <b>41</b> | <b>35</b> | <b>32</b> | <b>78</b> | <b>.338</b> | <b>.294</b> |

| Year          | W         | L         | ERA         | G         | GS        | CG        | GF        | SHO      | SV       | IP           | H          | R          | ER         | HR        | HB        | BB         | IBB      | SO         | WP        | BK       | AVG.        |
|---------------|-----------|-----------|-------------|-----------|-----------|-----------|-----------|----------|----------|--------------|------------|------------|------------|-----------|-----------|------------|----------|------------|-----------|----------|-------------|
| 1905          | 1         | 4         | 1.47        | 5         | 5         | 5         | 0         | 1        | -        | 43.0         | 31         | 15         | 7          | 0         | 2         | 15         | -        | 26         | 1         | 0        | .203        |
| 1910          | 4         | 1         | 2.76        | 5         | 5         | 5         | 0         | 0        | -        | 45.2         | 35         | 15         | 14         | 0         | 0         | 18         | -        | 31         | 1         | 0        | .222        |
| 1911          | 4         | 2         | 1.29        | 6         | 6         | 5         | 1         | 0        | -        | 55.2         | 33         | 13         | 8          | 0         | 3         | 14         | -        | 44         | 1         | 0        | .175        |
| 1913          | 4         | 1         | 2.15        | 5         | 5         | 5         | 0         | 0        | -        | 46.0         | 33         | 15         | 11         | 1         | 3         | 8          | -        | 19         | 0         | 0        | .201        |
| 1914          | 0         | 4         | 3.41        | 4         | 4         | 2         | 2         | 0        | -        | 37.0         | 33         | 16         | 14         | 1         | 1         | 15         | -        | 18         | 0         | 0        | .244        |
| 1929          | 4         | 1         | 2.40        | 5         | 5         | 2         | 3         | 0        | -        | 45.0         | 43         | 17         | 12         | 1         | 0         | 13         | -        | 50         | 0         | 0        | .249        |
| 1930          | 4         | 2         | 1.73        | 6         | 6         | 4         | 2         | 1        | -        | 52.0         | 38         | 12         | 10         | 2         | 0         | 11         | -        | 33         | 0         | 0        | .200        |
| 1931          | 3         | 4         | 2.66        | 7         | 7         | 4         | 3         | 1        | -        | 61.0         | 54         | 19         | 18         | 2         | 0         | 9          | -        | 41         | 1         | 0        | .236        |
| 1972          | 4         | 3         | 3.05        | 7         | 7         | 7         | 0         | 3        | 62.0     | 46           | 21         | 21         | 3          | 1         | 27        | 8          | 46       | 4          | 0         | .209     |             |
| 1973          | 4         | 3         | 2.32        | 7         | 7         | 0         | 7         | 0        | 4        | 66.0         | 66         | 24         | 17         | 4         | 3         | 26         | 6        | 36         | 3         | 0        | .253        |
| 1974          | 4         | 1         | 2.05        | 5         | 5         | 0         | 5         | 0        | 3        | 44.0         | 36         | 11         | 10         | 4         | 1         | 16         | 0        | 32         | 1         | 0        | .228        |
| 1988          | 1         | 4         | 3.92        | 5         | 5         | 0         | 5         | 0        | 0        | 43.2         | 41         | 21         | 19         | 5         | 1         | 13         | 0        | 36         | 1         | 1        | .246        |
| 1989          | 4         | 0         | 3.50        | 4         | 4         | 1         | 3         | 1        | 1        | 36.0         | 28         | 14         | 14         | 4         | 0         | 8          | 0        | 27         | 2         | 0        | .209        |
| 1990          | 0         | 4         | 3.82        | 4         | 4         | 1         | 3         | 0        | 0        | 35.1         | 45         | 22         | 15         | 3         | 1         | 15         | 1        | 9          | 2         | 0        | .317        |
| <b>Totals</b> | <b>41</b> | <b>34</b> | <b>2.54</b> | <b>75</b> | <b>75</b> | <b>34</b> | <b>41</b> | <b>4</b> | <b>-</b> | <b>672.1</b> | <b>562</b> | <b>235</b> | <b>190</b> | <b>30</b> | <b>16</b> | <b>208</b> | <b>-</b> | <b>448</b> | <b>17</b> | <b>1</b> | <b>.227</b> |

## OAKLAND A'S OPENING DAY TRIVIA

### Most Starts

- 12 Rickey Henderson
- 11 Eric Chavez
- 9 Sal Bando
- Reggie Jackson
- Carney Lansford
- Mark McGwire
- Terry Steinbach
- 8 Bert Campaneris
- Mark Ellis
- Dwayne Murphy

### Most Starts by Position

- P: Stewart 6, Langford, 5, Hunter 3, Hudson 3
- C: Steinbach 9, Suzuki 5, Heath 4, Hernandez 4
- 1B: McGwire 9, Giambi 4, Barton 4
- 2B: Ellis 8, Green 6, Phillips 4
- 3B: Chavez 10, Bando 9, Lansford 9
- SS: Campaneris 8, Semien 6, three with 5
- LF: Henderson 12, Rudi 4, four with 2
- CF: Murphy 8, North 5, D. Henderson 5
- RF: Jackson 8, Armas 5, Canseco 5, Davis 5
- DH: Berroa 3, Durazo 3, Davis 3

### Most Consecutive Starts

- P: 5 Stewart (1988-92)
- C: 9 Steinbach (1988-96)
- 1B: 8 McGwire (1988-95)
- 2B: 7 Ellis (2005-11)
- 3B: 9 Bando (1968-76), Chavez (1999-2007)
- SS: 6 Semien (2015-20)
- LF: 6 Henderson (1990-95)
- CF: 8 Murphy (1980-87)
- RF: 8 Jackson (1968-75)
- DH: 3 Berroa (1995-97), Durazo (2003-05), Davis (2018-20)



# WILD CARD SERIES RECORDS

## INDIVIDUAL BATTING

### Highest Batting Average

Career (min. 10 pa).....333 (Sean Murphy, 2019-20)  
Series (min. 5 pa)......500 (Josh Reddick, 2014)

### Highest Slugging Percentage

Career (min. 10 pa)......667 (Sean Murphy, 2019-20)  
Series (min. 5 pa).....1.600 (Brandon Moss, 2014)

### Highest On-Base Percentage

Career (min. 10 pa)......455 (Sean Murphy, 2019-20)  
Series (min. 5 pa)......667 (Josh Reddick, 2014)

### Most Games Played

Career.....5 (Mark Canha, 2018-20)  
5 (Ramón Laureano, 2018-20)  
5 (Matt Olson, 2018-20)  
5 (Marcus Semien, 2018-20)

### Most At Bats

Career.....20 (Marcus Semien, 2020)  
Series.....12 (Marcus Semien, 2020)  
Game.....6 (Coco Crisp, 2014, 12 innings)

### Most Runs

Career.....3 (Tommy La Stella, 2020)  
3 (Sean Murphy, 2019-20)  
3 (Marcus Semien, 2018-20)  
Series.....3 (Tommy La Stella, 2020)  
3 (Sean Murphy, 2020)  
Game.....2 (four times, last: La Stella and Murphy, 2020 Game 3)

### Most Hits

Career.....5 (Marcus Semien, 2018-20)  
Series.....3 (four times, last:  
La Stella, Murphy, Pinder and Semien, 2020)  
Game.....2 (10 times, last:  
Chad Pinder and Marcus Semien, 2020 Game 3)  
Hitting Streak, Series.....3 (Tommy La Stella, 2020)  
3 (Sean Murphy, 2020)  
Hitting Streak, Career 3 (Tommy La Stella, Sept. 29, 2020-present)  
3 (Sean Murphy, Sept. 29, 2020-present)

### Most Doubles

Career.....1 (Marcus Semien, 2018-20)  
Series.....1 (Marcus Semien, 2020)  
Game.....1 (Marcus Semien, 2020 Game 3)

### Most Triples

Career.....None  
Series.....None  
Game.....None

### Most Home Runs

Career.....2 (Khris Davis, 2018-20)  
2 (Brandon Moss, 2014)  
Series.....2 (Brandon Moss, 2014)  
Game.....2 (Brandon Moss, 2014)  
Grand Slams.....None  
Pinch Hit.....None  
Inside The Park.....None  
Leadoff.....None  
Game Ending.....None

### Most RBI

Career.....5 (Brandon Moss, 2014)  
Series.....5 (Brandon Moss, 2014)  
Game.....5 (Brandon Moss, 2014)

### Most Total Bases

Career.....9 (Khris Davis, 2018-20)  
9 (Marcus Semien, 2018-20)  
Series.....8 (Brandon Moss, 2014)  
Game.....8 (Brandon Moss, 2014)

### Most Extra Base Hits

Career.....2 (Khris Davis, 2018-20)  
2 (Brandon Moss, 2014)  
2 (Marcus Semien, 2018-20)  
Series.....2 (Marcus Semien, 2020)  
2 (Brandon Moss, 2014)  
Game.....2 (Brandon Moss, 2014)

### Most Walks

Career.....6 (Matt Olson, 2018-20)  
Series.....3 (Matt Olson, 2020)  
Game.....2 (four times, last: Murphy and Olson, 2020 Game 3)

### Most Strikeouts

Career.....7 (Khris Davis, 2018-20)  
7 (Ramón Laureano, 2018-20)  
7 (Matt Olson, 2018-20)  
Series.....6 (Matt Olson, 2020)  
Game.....3 (four times, last: Matt Olson, 2020 Game 3)

### Most Stolen Bases

Career.....None  
Series.....None  
Game.....None

## INDIVIDUAL PITCHING

### Most Games Won

Career.....1 (Chris Bassitt, 2019-20)  
1 (Frankie Montas, 2020)  
Series.....1 (Chris Bassitt, 2020)  
1 (Frankie Montas, 2020)

### Most Games Lost

Career.....1 (four players tied)  
Series.....1 (four players tied)

### Most Saves

Career.....1 (Jake Diekman, 2019-20)  
1 (Liam Hendriks, 2018-20)  
Series.....1 (Jake Diekman, 2020)  
1 (Liam Hendriks, 2020)

### Lowest Earned Run Average

Career (min. 6.0 ip).....1.29 (Chris Bassitt, 2019-20)  
Series (min 4.0 ip).....1.29 (Chris Bassitt, 2020)

### Most Games

Career.....4 (Jake Diekman, 2019-20)  
4 (Liam Hendriks, 2018-20)  
Series.....3 (Jake Diekman, 2020)

### Most Games Started

|             |                      |
|-------------|----------------------|
| Career..... | 1 (six players tied) |
| Series..... | 1 (six players tied) |

### Most Complete Games

|             |      |
|-------------|------|
| Career..... | None |
| Series..... | None |

### Most Innings Pitched

|             |                        |
|-------------|------------------------|
| Career..... | 7.1 (Jon Lester, 2014) |
| Series..... | 7.1 (Jon Lester, 2014) |
| Game.....   | 7.1 (Jon Lester, 2014) |

### Most Hits

|                   |                      |
|-------------------|----------------------|
| Career.....       | 8 (Jon Lester, 2014) |
| Series.....       | 8 (Jon Lester, 2014) |
| Game.....         | 8 (Jon Lester, 2014) |
| Game, Fewest..... | No complete games    |

### Most Runs

|             |                      |
|-------------|----------------------|
| Career..... | 6 (Jon Lester, 2014) |
| Series..... | 6 (Jon Lester, 2014) |
| Game.....   | 6 (Jon Lester, 2014) |

### Most Earned Runs

|             |                      |
|-------------|----------------------|
| Career..... | 6 (Jon Lester, 2014) |
| Series..... | 6 (Jon Lester, 2014) |
| Game.....   | 6 (Jon Lester, 2014) |

### Most Walks

|             |  |
|-------------|--|
| Career..... | 2 (five players tied)                    |
| Series..... | 2 (four times, last: Jake Diekman, 2020) |
| Game.....   | 2 (Jesus Luzardo, 2019)                  |
|             | 2 (Blake Treinen, 2018)                  |
|             | 2 (Jon Lester, 2014)                     |

### Most Strikeouts

|             |   |
|-------------|---|
| Career..... | 10 (Liam Hendriks, 2018-20)                             |
| Series..... | 8 (Liam Hendriks, 2020)                                 |
| Game.....   | 5 (five times, last: Bassitt and Hendriks, 2020 Game 2) |

### Most Home Runs

|             |                       |
|-------------|-----------------------|
| Career..... | 3 (Sean Manaea, 2019) |
| Series..... | 3 (Sean Manaea, 2019) |
| Game.....   | 3 (Sean Manaea, 2019) |

### TEAM GAME

#### Batting

|                              |  |
|------------------------------|--|
| At Bats.....                 | 47 (2014, 12 innings)                      |
| Runs.....                    | 8 (2014, 12 innings)                       |
| Runs, Inning.....            | 5 (2014, 6th inn.)                         |
| Hits.....                    | 13 (2014, 12 innings)                      |
| Doubles.....                 | 1 (2020 Game 3)                            |
| Triples.....                 | None                                       |
| Home Runs.....               | 2 (2020 Game 2)                            |
|                              | 2 (2014)                                   |
| Home Runs, Inning.....       | 1 (six times, last: 2020 Game 3, 4th inn.) |
| Home Runs, Back-to-Back..... | None                                       |
| Total Bases.....             | 19 (2014, 12 innings)                      |
| Extra Base Hits.....         | 2 (2020 Game 3)                            |
|                              | 2 (2020 Game 2)                            |
|                              | 2 (2014, 12 innings)                       |
| Runs Batted In.....          | 8 (2014, 12 innings)                       |
| Walks.....                   | 9 (2020 Game 3)                            |
| Strikeouts.....              | 15 (2014, 12 innings)                      |
| Stolen Bases.....            | None                                       |

#### Pitching

|                   |                       |
|-------------------|-----------------------|
| Hits.....         | 15 (2014, 12 innings) |
| Runs.....         | 9 (2014, 12 innings)  |
| Runs, Inning..... | 4 (2018, 6th inn.)    |
| Earned Runs.....  | 9 (2014, 12 innings)  |
| Walks.....        | 4 (2018)              |
| Strikeouts.....   | 12 (2019)             |
| Home Runs.....    | 4 (2019)              |

### TEAM MISCELLANEOUS

|                                       |                                      |
|---------------------------------------|--------------------------------------|
| Consecutive Wins.....                 | 2 (Sept. 30, 2020-present)           |
| Consecutive Losses.....               | 4 (Sept. 30, 2014 to Sept. 29, 2020) |
| Shutouts.....                         | None                                 |
| Longest Nine Inning Game.....         | 4:09 (2020 Game 3)                   |
| Longest Extra Inning Game.....        | 4:45 (2014, 12 inn.)                 |
| Fastest Game.....                     | 2:53 (2020 Game 1)                   |
| Extra Inning Games.....               | 2014 (8-9, 12 inn.)                  |
| Margin of Victory.....                | 2 (2020 Game 2, 5-3)                 |
|                                       | 2 (2020 Game 3, 6-4)                 |
| Margin of Defeat.....                 | 5 (2018, 2-9)                        |
| Largest Deficit Overcome to Win.....  | 3 (2020 Game 3)                      |
| Largest Lead Surrendered to Lose..... | 4 (2014)                             |
| Left On Base, Game.....               | 12 (2020 Game 3)                     |
| Fewest Left On Base, Game.....        | 3 (2020 Game 1)                      |
|                                       | 3 (2020 Game 2)                      |
| Double Plays Turned, Game.....        | 1 (2020 Game 3)                      |
|                                       | 1 (2018)                             |
| Errors, Series.....                   | 1 (2020)                             |
| Errors, Game.....                     | 1 (2020 Game 3)                      |

### OAKLAND A'S OPENING DAY TRIVIA

#### Youngest Opening Day Starters

|                                |                  |
|--------------------------------|------------------|
| Claudell Washington, LF (1975) | 20 yrs, 220 days |
| Rickey Henderson, LF (1980)    | 21 yrs, 106 days |
| Eric Chavez, 3B (1999)         | 21 yrs, 119 days |
| Claudell Washington, RF (1976) | 21 yrs, 221 days |
| Vida Blue, P (1971)            | 21 yrs, 251 days |
| Jose Canseco, LF (1986)        | 21 yrs, 280 days |
| Reggie Jackson, RF (1968)      | 21 yrs, 327 days |
| Ben Grievie, RF (1998)         | 21 yrs, 332 days |

#### Oldest Opening Day Starters

|                             |                  |
|-----------------------------|------------------|
| Reggie Jackson, DH (1987)   | 40 yrs, 324 days |
| Tom Candiotti, P (1998)     | 40 yrs, 213 days |
| Joe Morgan, 2B (1984)       | 40 yrs, 196 days |
| Tony Phillips, 2B (1999)    | 39 yrs, 344 days |
| Randy Velarde, 2B (2002)    | 39 yrs, 128 days |
| Rickey Henderson, LF (1998) | 39 yrs, 97 days  |
| Don Baylor, DH (1988)       | 38 yrs, 281 days |
| Mike Piazza, DH (2007)      | 38 yrs, 209 days |
| Dave Stewart, P (1995)      | 38 yrs, 66 days  |

# DIVISION SERIES RECORDS

## INDIVIDUAL BATTING

### Highest Batting Average

|                          |   |
|--------------------------|---|
| Career (min. 25 pa)..... | .350 (Yoenis Céspedes, 2012-13)                       |
| Series (min. 10 pa)..... | .545 (Tony Armas, 1981)<br>.545 (Dwayne Murphy, 1981) |

### Highest Slugging Percentage

|                          |                                 |
|--------------------------|---------------------------------|
| Career (min. 25 pa)..... | .525 (Yoenis Céspedes, 2012-13) |
| Series (min. 10 pa)..... | 1.200 (Frank Thomas, 2006)      |

### Highest On-Base Percentage

|                          |                              |
|--------------------------|------------------------------|
| Career (min. 25 pa)..... | .477 (Jason Giambi, 2000-01) |
| Series (min. 10 pa)..... | .611 (Marcus Semien, 2020)   |

### Most Games Played

|             |                               |
|-------------|-------------------------------|
| Career..... | 23 (Eric Chavez, 2000-03, 06) |
|-------------|-------------------------------|

### Most At Bats

|             |  |
|-------------|--|
| Career..... | 95 (Eric Chavez, 2000-03, 06)  |
| Series..... | 23 (Miguel Tejada, 2003)   |
| Game.....   | 6 (Eric Chavez, 2003 Game 1, 12 innings)<br>6 (Miguel Tejada, 2003 Game 1, 12 innings) |

### Most Runs

|             |   |
|-------------|---|
| Career..... | 10 (Eric Chavez, 2000-03, 06)   |
| Series..... | 7 (Ray Durham, 2002)  |
| Game.....   | 3 (Coco Crisp, 2013 Game 4)<br>3 (Ray Durham, 2002 Game 2)<br>3 (Rickey Henderson, 1981 Game 3) |

### Most Hits

|                             |   |
|-----------------------------|---|
| Career.....                 | 21 (Eric Chavez, 2000-03, 06)                 |
| Series.....                 | 9 (Johnny Damon, 2001)                        |
| Game.....                   | 4 (five times, last: Coco Crisp, 2013 Game 4) |
| Hitting Streak, Series..... | 5 (six times, last: Yoenis Céspedes, 2013)    |
| Hitting Streak, Career..... | 10 (Yoenis Céspedes, October 6, 2012-present) |

### Most Doubles

|             |  |
|-------------|--|
| Career..... | 7 (Miguel Tejada, 2000-03)                   |
| Series..... | 4 (Marco Scutaro, 2006)                      |
| Game.....   | 2 (six times, last: Coco Crisp, 2013 Game 3) |

### Most Triples

|             |   |
|-------------|---|
| Career..... | 1 (six times, last: Céspedes, Crisp and Vogt, 2013) |
| Series..... | 1 (six times, last: Céspedes, Crisp and Vogt, 2013) |
| Game.....   | 1 (six times, last: Coco Crisp, 2013 Game 4)        |

### Most Home Runs

|                      |  |
|----------------------|--|
| Career.....          | 4 (Terrence Long, 2000-03)   |
| Series.....          | 2 (seven times, last: Davis, Laureano, Olson and Pinder, 2020)                                     |
| Game.....            | 2 (Ramon Laureano, 2020 Game 4)<br>2 (Frank Thomas, 2006 Game 1)<br>2 (Terrence Long, 2001 Game 1) |
| Grand Slams.....     | none   |
| Pinch Hit.....       | none   |
| Inside The Park..... | Mark Kotsay, 2006 Game 2<br>Ray Durham, 2002 Game 3  |

|                  |  |
|------------------|--|
| Leadoff.....     | Coco Crisp, 2012 Game 1<br>Ray Durham, 2002 Game 3 |
| Game Ending..... | none   |

### Most RBI

|             |   |
|-------------|---|
| Career..... | 10 (Eric Chavez, 2000-03, 06)   |
| Series..... | 6 (Marco Scutaro, 2006)   |
| Game.....   | 4 (Ramón Laureano, 2020 Game 4)<br>4 (Chad Pinder, 2020 Game 3)<br>4 (Marco Scutaro, 2006 Game 3) |

### Most Total Bases

|             |   |
|-------------|---|
| Career..... | 33 (Eric Chavez, 2000-03, 06)                     |
| Series..... | 16 (Ray Durham, 2002)<br>16 (Terrence Long, 2001) |
| Game.....   | 9 (Frank Thomas, 2006 Game 1)                     |

### Most Extra Base Hits

|             |  |
|-------------|--|
| Career..... | 8 (Eric Chavez, 2000-03, 06)<br>8 (Miguel Tejada, 2000-03) |
| Series..... | 5 (Ray Durham, 2002)<br>5 (Terrence Long, 2001)            |
| Game.....   | 2 (13 times, last: Ramón Laureano, 2020 Game 4)            |

### Most Walks

|             |  |
|-------------|--|
| Career..... | 11 (Jason Giambi, 2000-01)                                   |
| Series..... | 7 (Jason Giambi, 2000)                                       |
| Game.....   | 3 (Coco Crisp, 2013 Game 1)<br>3 (Jason Giambi, 2000 Game 4) |

### Most Strikeouts

|             |  |
|-------------|--|
| Career..... | 20 (Brandon Moss, 2012-13)   |
| Series..... | 13 (Brandon Moss, 2013)  |
| Game.....   | 4 (Khris Davis, 2020 Game 4)<br>4 (Stephen Drew, 2012 Game 5)<br>4 (Ben Grieve, 2000 Game 5) |

### Most Stolen Bases

|             |  |
|-------------|--|
| Career..... | 2 (Yoenis Céspedes, 2012-13)<br>2 (Johnny Damon, 2001)<br>2 (Rickey Henderson, 1981) |
| Series..... | 2 (Yoenis Céspedes, 2012)<br>2 (Johnny Damon, 2001)<br>2 (Rickey Henderson, 1981)    |
| Game.....   | 2 (Yoenis Céspedes, 2012 Game 2)<br>2 (Johnny Damon, 2001 Game 1)                    |

## INDIVIDUAL PITCHING

### Most Games Won

|             |                             |
|-------------|-----------------------------|
| Career..... | 4 (Barry Zito, 2000-03, 06) |
| Series..... | 1 (19 times)                |

### Most Games Lost

|             |                         |
|-------------|-------------------------|
| Career..... | 2 (four players tied)   |
| Series..... | 2 (Jarrod Parker, 2012) |

### Most Saves

|             |   |
|-------------|---|
| Career..... | 3 (Jason Isringhausen, 2000-01)                         |
| Series..... | 2 (Huston Street, 2006)<br>2 (Jason Isringhausen, 2001) |

## Lowest Earned Run Average

|                             |                                  |
|-----------------------------|----------------------------------|
| Career (min. 10.0 ip) ..... | 1.74 (Jim Mecer, 2000-03)        |
| Series .....                | 0.00 (Ted Lilly, 2003, 9.0 ip)   |
|                             | 0.00 (Mike Norris, 1981, 9.0 ip) |

## Most Games

|              |  |
|--------------|--|
| Career ..... | 7 (Sean Doolittle, 2012-13)                              |
|              | 7 (Chad Bradford, 2001-03)                               |
|              | 7 (Tim Hudson, 2000-03)                                  |
|              | 7 (Jim Mecer, 2000-03)                                   |
| Series ..... | 4 (five times, last: Sean Doolittle and Dan Otero, 2013) |

## Most Games Started

|              |                                       |
|--------------|---------------------------------------|
| Career ..... | 6 (Tim Hudson, 2000-03)               |
|              | 6 (Barry Zito, 2000-03, 06)           |
| Series ..... | 2 (six times, last: Sonny Gray, 2013) |

## Most Complete Games

|              |                         |
|--------------|-------------------------|
| Career ..... | 1 (three players tied)  |
| Series ..... | 1 (Tim Hudson, 2000)    |
|              | 1 (Steve McCatty, 1981) |
|              | 1 (Mike Norris, 1981)   |

## Most Innings Pitched

|              |                                  |
|--------------|----------------------------------|
| Career ..... | 40.2 (Barry Zito, 2000-03, 06)   |
| Series ..... | 13.0 (Sonny Gray, 2013)          |
|              | 13.0 (Barry Zito, 2003)          |
|              | 13.0 (Mark Mulder, 2002)         |
| Game .....   | 9.0 (Steve McCatty, 1981 Game 2) |
|              | 9.0 (Mike Norris, 1981 Game 1)   |

## Most Hits

|                    |                                 |
|--------------------|---------------------------------|
| Career .....       | 37 (Tim Hudson, 2000-03)        |
| Series .....       | 14 (Jarrod Parker, 2012)        |
|                    | 14 (Mark Mulder, 2002)          |
|                    | 14 (Mark Mulder, 2001)          |
| Game .....         | 10 (Bartolo Colón, 2013 Game 1) |
|                    | 10 (Tim Hudson, 2003 Game 1)    |
|                    | 10 (Rick Langford, 1981 Game 3) |
| Game, Fewest ..... | 4 (Mike Norris, 1981 Game 1)    |

## Most Runs

|              |                             |
|--------------|-----------------------------|
| Career ..... | 19 (Tim Hudson, 2000-03)    |
| Series ..... | 11 (Tim Hudson, 2002)       |
| Game .....   | 7 (Tim Hudson, 2002 Game 4) |

## Most Earned Runs

|              |                              |
|--------------|------------------------------|
| Career ..... | 13 (Tim Hudson, 2000-03)     |
| Series ..... | 9 (Gil Heredia, 2000)        |
| Game .....   | 6 (Gil Heredia, 2000 Game 5) |

## Most Walks

|              |                               |
|--------------|-------------------------------|
| Career ..... | 14 (Barry Zito, 2000-03, 06)  |
| Series ..... | 6 (Sonny Gray, 2013)          |
|              | 6 (Kevin Appier, 2000)        |
| Game .....   | 5 (Kevin Appier, 2000 Game 2) |

## Most Strikeouts

|              |                              |
|--------------|------------------------------|
| Career ..... | 33 (Barry Zito, 2000-03, 06) |
| Series ..... | 13 (Barry Zito, 2003)        |
|              | 13 (Kevin Appier, 2000)      |
| Game .....   | 9 (Sonny Gray, 2013 Game 2)  |
|              | 9 (Barry Zito, 2003 Game 2)  |
|              | 9 (Mark Mulder, 2002 Game 5) |

## Most Home Runs

|   |  |
|---|--|
| Career .....  | 5 (Tim Hudson, 2000-03)                            |
| Series . 2 (nine times, last: Bassitt, Luzardo, Manaea, Montas, 2020) |  |
| Game .....  | 2 (eight times, last: Frankie Montas, 2020 Game 4) |

## TEAM GAME

### Batting

|                               |   |
|-------------------------------|---|
| At Bats .....                 | 41 (2003 Game 1, 12 innings)                |
|                               | 41 (2002 Game 1)                            |
| Runs .....                    | 11 (2000 Game 4)                            |
| Runs, Inning .....            | 5 (2003 Game 2, 2nd inn.)                   |
|                               | 5 (2002 Game 2, 4th inn.)                   |
| Hits .....                    | 14 (2002 Game 2)                            |
| Doubles .....                 | 5 (2006 Game 2)                             |
|                               | 5 (2002 Game 2)                             |
| Triples .....                 | 1 (six times, last: 2013 Game 4)            |
| Home Runs .....               | 5 (2020 Game 3)                             |
| Home Runs, Inning .....       | 2 (2013 Game 3, 5th inn.)                   |
|                               | 2 (2002 Game 3, 1st inn.)                   |
| Home Runs, Back-to-Back ..... | Ray Durham and Scott Hatteberg, 2002 Game 3 |
| Total Bases .....             | 28 (2020 Game 3)                            |
| Extra Base Hits .....         | 7 (2020 Game 3)                             |
|                               | 7 (2002 Game 2)                             |
| Runs Batted In .....          | 11 (2000 Game 4)                            |
| Walks .....                   | 10 (2003 Game 1)                            |
| Strikeouts .....              | 16 (2013 Game 1)                            |
| Stolen Bases .....            | 2 (four times, last: 2012 Game 2)           |

### Pitching

|                    |                           |
|--------------------|---------------------------|
| Hits .....         | 16 (2020 Game 1)          |
| Runs .....         | 11 (2020 Game 4)          |
|                    | 11 (2002 Game 4)          |
| Runs, Inning ..... | 7 (2002 Game 4, 4th inn.) |
| Earned Runs .....  | 11 (2020 Game 4)          |
| Walks .....        | 7 (2003 Game 1)           |
| Strikeouts .....   | 12 (2013 Game 4)          |
| Home Runs .....    | 4 (2020 Game 4)           |

## TEAM MISCELLANEOUS

|  |   |
|--|---|
| Consecutive Wins .....                 | 4 (Oct. 6, 1981 to Oct. 3, 2000)                      |
| Consecutive Losses .....               | 4 (Oct. 8, 2013 to Oct. 6, 2020)                      |
|  | 4 (Oct. 13, 2001 to Oct. 11, 2002)                    |
| Shutouts .....                         | 4   |
|  | 2013 Game 2 (1-0; Gray, Balfour)                      |
|  | 2012 Game 3 (2-0; Anderson, Cook, Doolittle, Balfour) |
|  | 2001 Game 2 (2-0; Hudson, Isringhausen)               |
|  | 1981 Game 1 (4-0; Norris)                             |
| Longest Nine Inning Game .....         | 4:13 (2001 Game 4)                                    |
| Longest Extra Inning Game .....        | 4:37 (2003 Game 1, 12 inn.)                           |
| Fastest Game .....                     | 2:19 (2006 Game 1)                                    |
| Extra Inning Games .....               | 2003 Game 1 (5-4, 12 inn.)                            |
|  | 2003 Game 3 (1-3, 11 inn.)                            |
| Margin of Victory .....                | 10 (2000 Game 4, 11-1)                                |
| Margin of Defeat .....                 | 9 (2002 Game 4, 2-11)                                 |
| Largest Deficit Overcome to Win .....  | 3 (2020 Game 3)                                       |
| Largest Lead Surrendered to Lose ..... | 4 (2002 Game 1)                                       |
| Left On Base, Game .....               | 12 (2003 Game 1, 12 inn.)                             |
|  | 12 (2002 Game 1)                                      |
| Fewest Left On Base, Game .....        | 1 (2020 Game 2)                                       |
| Double Plays Turned, Game .....        | 2 (11 times, last: 2020 Game 4)                       |
| Errors, Series .....                   | 6 (2001)  |
| Errors, Game .....                     | 4 (2003 Game 3)                                       |

# LEAGUE CHAMPIONSHIP SERIES RECORDS

## INDIVIDUAL BATTING

### Highest Batting Average

|                          |                             |
|--------------------------|-----------------------------|
| Career (min. 30 pa)..... | .410 (Harold Baines)        |
| Series (min. 10 pa)..... | .500 (Milton Bradley, 2006) |
|                          | .500 (Sal Bando, 1975)      |

### Highest Slugging Percentage

|                          |                                |
|--------------------------|--------------------------------|
| Career (min. 30 pa)..... | .568 (Jose Canseco)            |
| Series (min. 10 pa)..... | 1.000 (Rickey Henderson, 1989) |

### Highest On-Base Percentage

|                          |                               |
|--------------------------|-------------------------------|
| Career (min. 30 pa)..... | .439 (Harold Baines)          |
| Series (min. 10 pa)..... | .609 (Rickey Henderson, 1989) |

### Most Games Played

|             |                     |
|-------------|---------------------|
| Career..... | 20 (Sal Bando)      |
|             | 20 (Reggie Jackson) |

### Most At Bats

|             |                                   |
|-------------|-----------------------------------|
| Career..... | 75 (Reggie Jackson)               |
| Series..... | 25 (Harold Baines, 1992)          |
| Game.....   | 6 (Rickey Henderson, 1992 Game 4) |

### Most Runs

|             |                               |
|-------------|-------------------------------|
| Career..... | 14 (Rickey Henderson)         |
| Series..... | 8 (Rickey Henderson, 1989)    |
| Game.....   | 3 (Mark McGwire, 1988 Game 3) |

### Most Hits

|                             |   |
|-----------------------------|---|
| Career.....                 | 21 (Rickey Henderson)                               |
| Series.....                 | 11 (Harold Baines, 1992)                            |
| Game.....                   | 4 (Milton Bradley, 2006 Game 2)                     |
|                             | 4 (Jerry Browne, 1992 Game 5)                       |
|                             | 4 (Sal Bando, 1975 Game 2)                          |
| Hitting Streak, Series..... | 5 (Ruben Sierra, Oct. 8-14, 1992)                   |
|                             | 5 (Bert Campaneris, October 6-11, 1973)             |
|                             | 5 (Matty Alou, October 7-12, 1972)                  |
| Hitting Streak, Career..... | 8 (Harold Baines, October 6, 1991-October 11, 1992) |
|                             | 8 (Rickey Henderson, Oct. 4, 1989-Oct. 10, 1990)    |
|                             | 8 (Dave Henderson, October 5, 1988-October 7, 1989) |

### Most Doubles

|             |   |
|-------------|---|
| Career..... | 4 (Matty Alou)                                  |
|             | 4 (Sal Bando)                                   |
|             | 4 (Dave Henderson)                              |
|             | 4 (Joe Rudi)                                    |
| Series..... | 4 (Matty Alou, 1972)                            |
| Game.....   | 2 (seven times, last: Mark Kotsay, 2006 Game 2) |

### Most Triples

|             |  |
|-------------|--|
| Career..... | 2 (Rickey Henderson)                           |
| Series..... | 1 (six times)                                  |
| Game.....   | 1 (six times, last: Ruben Sierra, 1992 Game 2) |

### Most Home Runs

|                      |                                   |
|----------------------|-----------------------------------|
| Career.....          | 5 (Sal Bando)                     |
| Series.....          | 3 (Jose Canseco, 1988)            |
| Game.....            | 2 (Milton Bradley, 2006 Game 2)   |
|                      | 2 (Rickey Henderson, 1989 Game 4) |
|                      | 2 (Sal Bando, 1973 Game 2)        |
|                      | 2 (Reggie Jackson, 1971 Game 3)   |
| Grand Slams.....     | none                              |
| Pinch Hit.....       | none                              |
| Inside The Park..... | none                              |
| Leadoff.....         | Bert Campaneris, 1973 Game 2      |
| Game Ending.....     | Bert Campaneris, 1973 Game 3      |

### Most RBI

|             |                                   |
|-------------|-----------------------------------|
| Career..... | 11 (Mark McGwire)                 |
| Series..... | 7 (Ruben Sierra, 1992)            |
| Game.....   | 4 (Milton Bradley, 2006 Game 2)   |
|             | 4 (Rickey Henderson, 1989 Game 4) |

### Most Total Bases

|             |                                  |
|-------------|----------------------------------|
| Career..... | 39 (Sal Bando)                   |
| Series..... | 17 (Milton Bradley, 2006)        |
| Game.....   | 10 (Milton Bradley, 2006 Game 2) |

### Most Extra Base Hits

|             |   |
|-------------|---|
| Career..... | 9 (Sal Bando)   |
| Series..... | 4 (six times, last: Milton Bradley, 2006)                       |
| Game.....   | 2 (15 times, last: Milton Bradley and Mark Kotsay, 2006 Game 2) |

### Most Walks

|             |   |
|-------------|---|
| Career..... | 13 (Rickey Henderson)                           |
|             | 13 (Gene Tenace)                                |
| Series..... | 7 (Rickey Henderson, 1989)                      |
| Game.....   | 3 (four times, last: Mark McGwire, 1992 Game 5) |

### Most Strikeouts

|             |  |
|-------------|--|
| Career..... | 17 (Reggie Jackson)  |
| Series..... | 7 (Terry Steinbach, 1992)                                      |
|             | 7 (Jose Canseco, 1989)   |
|             | 7 (Dave Henderson, 1988)                                       |
| Game.....   | 3 (10 times, last: Nick Swisher and Frank Thomas, 2006 Game 2) |

### Most Stolen Bases

|             |                                   |
|-------------|-----------------------------------|
| Career..... | 14 (Rickey Henderson)             |
| Series..... | 8 (Rickey Henderson, 1989)        |
| Game.....   | 4 (Rickey Henderson, 1989 Game 2) |

## INDIVIDUAL PITCHING

### Most Games Won

|             |  |
|-------------|--|
| Career..... | 6 (Dave Stewart)                         |
| Series..... | 2 (five times, last: Dave Stewart, 1990) |

### Most Games Lost

|             |                        |
|-------------|------------------------|
| Career..... | 3 (Ken Holtzman)       |
| Series..... | 2 (Mike Moore, 1992)   |
|             | 2 (Ken Holtzman, 1975) |

### Most Saves

Career .....10 (Dennis Eckersley)  
Series ..... 4 (Dennis Eckersley, 1988)

### Lowest Earned Run Average

Career (min. 10.0 ip) ..... 0.40 (John Odom)  
Series ..... 0.00 (John Odom, 1972, 14.0 ip)

### Most Games

Career .....14 (Dennis Eckersley)  
Series ..... 4 (four times, last: Joe Kennedy, 2006)

### Most Games Started

Career ..... 8 (Dave Stewart)  
Series ..... 2 (11 times, last: Mike Moore and Dave Stewart, 1992)

### Most Complete Games

Career ..... 2 (Jim Hunter and Ken Holtzman)  
Series ..... 1 (seven times, last: Dave Stewart, 1992 Game 5)

### Most Innings Pitched

Career ..... 62.0 (Dave Stewart)  
Series ..... 16.2 (Dave Stewart, 1992)  
Game ..... 11.0 (Ken Holtzman, 1973 Game 3)

### Most Hits

Career ..... 44 (Dave Stewart)  
Series ..... 14 (Dave Stewart, 1992)  
Game ..... 9 (Esteban Loaiza, 2006 Game 2)  
Game, Fewest ..... 2 (Vida Blue, 1974 Game 3)

### Most Runs

Career ..... 16 (Vida Blue)  
16 (Jim Hunter)  
Series ..... 9 (Mike Moore, 1992)  
Game ..... 7 (Esteban Loaiza, 2006 Game 2)

### Most Earned Runs

Career ..... 16 (Vida Blue)  
16 (Jim Hunter)  
Series ..... 8 (Mike Moore, 1992)  
8 (Vida Blue, 1973)  
Game ..... 7 (Esteban Loaiza, 2006 Game 2)

### Most Walks

Career ..... 17 (Dave Stewart)  
Series ..... 6 (four times, last: Dave Stewart, 1992)  
Game ..... 6 (Matt Keough, 1981 Game 3)  
6 (Diego Segui, 1971 Game 3)

### Most Strikeouts

Career ..... 31 (Dave Stewart)  
Series ..... 11 (Dave Stewart, 1988)  
Game ..... 8 (Vida Blue, 1971 Game 1)

### Most Home Runs

Career ..... 9 (Jim Hunter)  
Series ..... 4 (Jim Hunter, 1971)  
Game ..... 4 (Jim Hunter, 1971 Game 2)

## TEAM GAME

### Batting

At Bats ..... 42 (1992 Game 4)  
Runs ..... 10 (1988 Game 3)  
Runs, Inning ..... 7 (1990 Game 1, 9th inn.)  
Hits ..... 15 (1988 Game 3)  
Doubles ..... 5 (1975 Game 2)  
5 (1971 Game 1)  
Triples ..... 1 (six times, last: 1992 Game 2)  
Home Runs ..... 4 (1988 Game 3)  
4 (1973 Game 2)  
Home Runs, Inning ..... 2 (four times, last: 1992 Game 1)  
Home Runs, Back-to-Back .....  
Joe Rudi and Sal Bando (1973 Game 2)  
Mark McGwire and Terry Steinbach (1992 Game 1)  
Total Bases ..... 30 (1988 Game 3)  
Extra Base Hits ..... 7 (1988 Game 3)  
Runs Batted In ..... 10 (1988 Game 3)  
Walks ..... 11 (1974 Game 4)  
Strikeouts ..... 14 (1972 Game 3)  
Stolen Bases ..... 6 (1992 Game 2)  
6 (1989 Game 2)

### Pitching

Hits ..... 19 (1981 Game 2)  
Runs ..... 13 (1981 Game 2)  
Runs, Inning ..... 7 (1981 Game 2, 4th inn.)  
Earned Runs ..... 13 (1981 Game 2)  
Walks ..... 9 (1971 Game 3)  
Strikeouts ..... 10 (2006 Game 4)  
Home Runs ..... 4 (1971 Game 2)

## TEAM MISCELLANEOUS

Consecutive Wins ..... 7 (Oct. 7, 1989 to Oct. 7, 1992)  
Consecutive Losses ..... 6 (Oct. 4, 1975 to Oct. 15, 1981)  
Shutouts ..... 4  
1972 Game 2 (5-0; Odom)  
1973 Game 5 (3-0; Hunter)  
1974 Game 2 (5-0; Holtzman)  
1974 Game 3 (1-0; Blue)  
Longest Nine Inning Game ..... 3:42 (1990 Game 2)  
Longest Extra Inning Game ..... 4:25 (1992 Game 4, 11 inn.)  
Fastest Game ..... 1:57 (1974 Game 3)  
Extra Inning Games ..... 4  
1972 Game 1 (3-2, 11 inn.)  
1972 Game 4 (3-4, 10 inn.)  
1973 Game 3 (2-1, 11 inn.)  
1992 Game 4 (6-7, 11 inn.)  
Margin of Victory ..... 8 (1990 Game 1, 9-1)  
Margin of Defeat ..... 10 (1981 Game 2, 3-13)  
Largest Deficit Overcome to Win ..... 5 (1988 Game 3)  
Largest Deficit Surrendered to Lose ..... 5 (1992 Game 4)  
Left On Base, Game ..... 12 (1990 Game 2)  
Double Plays Turned, Game ..... 4 (1975 Game 2)  
Errors, Series ..... 7 (1992)  
Errors, Game ..... 4 (1975 Game 1)

# WORLD SERIES RECORDS

## INDIVIDUAL BATTING

### Highest Batting Average

|                          |                               |
|--------------------------|-------------------------------|
| Career (min. 25 pa)..... | .412 (Rickey Henderson)       |
| Series (min. 10 pa)..... | .474 (Rickey Henderson, 1989) |

### Highest Slugging Percentage

|                          |                             |
|--------------------------|-----------------------------|
| Career (min. 25 pa)..... | .794 (Rickey Henderson)     |
| Series (min. 10 pa)..... | .923 (Dave Henderson, 1989) |

### Highest On-Base Percentage

|                          |                              |
|--------------------------|------------------------------|
| Career (min. 25 pa)..... | .487 (Rickey Henderson)      |
| Series (min. 10 pa)..... | .591 (Mickey Cochrane, 1929) |

### Most Games Played

|             |                    |
|-------------|--------------------|
| Career..... | 20 (Frank Baker)   |
|             | 20 (Jack Barry)    |
|             | 20 (Eddie Collins) |

### Most At Bats

|             |   |
|-------------|---|
| Career..... | 82 (Frank Baker)                                    |
| Series..... | 31 (Bert Campaneris, 1973)                          |
| Game.....   | 6 (five times, last: Rickey Henderson, 1989 Game 4) |

### Most Runs

|             |                                  |
|-------------|----------------------------------|
| Career..... | 15 (Frank Baker)                 |
| Series..... | 7 (Frank Baker, 1911)            |
| Game.....   | 4 (Carney Lansford, 1989 Game 3) |

### Most Hits

|                             |  |
|-----------------------------|--|
| Career.....                 | 31 (Frank Baker)                                     |
| Series.....                 | 9 (nine times, last: Rickey Henderson, 1989)         |
| Game.....                   | 4 (Dave Henderson, 1988 Game 4)                      |
|                             | 4 (Reggie Jackson, 1973 Game 2)                      |
|                             | 4 (Danny Murphy, 1911 Game 6)                        |
| Hitting Streak, Series..... | 6 (Jimmie Foxx, Oct. 1-8, 1930)                      |
| Hitting Streak, Career..... | 8 (Jimmie Foxx, October 1, 1930 to October 2, 1931)  |
|                             | 8 (Jack Barry, October 17, 1911 to October 10, 1913) |

### Most Doubles

|             |   |
|-------------|---|
| Career..... | 9 (Jack Barry)                                    |
| Series..... | 4 (Jack Barry, 1911)                              |
|             | 4 (Eddie Collins, 1910)                           |
| Game.....   | 2 (13 times, last: Rickey Henderson, 1990 Game 1) |

### Most Triples

|             |   |
|-------------|---|
| Career..... | 2 (Rickey Henderson)                              |
|             | 2 (Eddie Collins)                                 |
| Series..... | 2 (Rickey Henderson, 1989)                        |
|             | 2 (Eddie Collins, 1913)                           |
| Game.....   | 1 (14 times, last: Rickey Henderson, 1989 Game 4) |

### Most Home Runs

|                      |                                 |
|----------------------|---------------------------------|
| Career.....          | 6 (Al Simmons)                  |
| Series.....          | 4 (Gene Tenace, 1972)           |
| Game.....            | 2 (Dave Henderson, 1989 Game 3) |
|                      | 2 (Gene Tenace, 1972 Game 1)    |
| Grand Slams.....     | Jose Canseco, 1988 Game 1       |
| Pinch Hit.....       | none                            |
| Inside The Park..... | Mule Haas, 1929 Game 4          |
| Leadoff.....         | Rickey Henderson, 1989 Game 4   |
| Game Ending.....     | Mark McGwire, 1988 Game 3       |

### Most RBI

|             |                                 |
|-------------|---------------------------------|
| Career..... | 18 (Frank Baker)                |
| Series..... | 9 (Gene Tenace, 1972)           |
|             | 9 (Danny Murphy, 1910)          |
| Game.....   | 4 (Dave Henderson, 1989 Game 3) |
|             | 4 (Jose Canseco, 1988 Game 1)   |
|             | 4 (Al Simmons, 1929 Game 2)     |
|             | 4 (Wally Schang, 1913 Game 4)   |

### Most Total Bases

|             |                                  |
|-------------|----------------------------------|
| Career..... | 47 (Frank Baker)                 |
| Series..... | 21 (Gene Tenace, 1972)           |
| Game.....   | 10 (Dave Henderson, 1989 Game 3) |

### Most Extra Base Hits

|             |                                 |
|-------------|---------------------------------|
| Career..... | 11 (Al Simmons)                 |
| Series..... | 5 (Gene Tenace, 1972)           |
|             | 5 (Reggie Jackson, 1973)        |
| Game.....   | 3 (Dave Henderson, 1989 Game 3) |

### Most Walks

|             |                                  |
|-------------|----------------------------------|
| Career..... | 17 (Mickey Cochrane)             |
| Series..... | 11 (Gene Tenace, 1973)           |
| Game.....   | 3 (Gene Tenace, 1973 Game 5)     |
|             | 3 (Gene Tenace, 1973 Game 2)     |
|             | 3 (Mickey Cochrane, 1929 Game 2) |

### Most Strikeouts

|             |  |
|-------------|--|
| Career..... | 17 (Sal Bando)                                   |
| Series..... | 9 (Dib Williams, 1931)                           |
| Game.....   | 3 (seven times, last: Dave Stewart, 1988 Game 1) |

### Most Stolen Bases

|             |   |
|-------------|---|
| Career..... | 10 (Eddie Collins)                                  |
| Series..... | 4 (Eddie Collins, 1910)                             |
| Game.....   | 2 (four times, last: Rickey Henderson, 1989 Game 3) |

## INDIVIDUAL PITCHING

### Most Games Won

|             |                       |
|-------------|-----------------------|
| Career..... | 6 (Chief Bender)      |
| Series..... | 3 (Jack Coombs, 1910) |

### Most Games Lost

|             |                           |
|-------------|---------------------------|
| Career..... | 5 (Eddie Plank)           |
| Series..... | 2 (Dave Stewart, 1990)    |
|             | 2 (Storm Davis, 1988)     |
|             | 2 (George Earnshaw, 1931) |
|             | 2 (Eddie Plank, 1905)     |

### Most Saves

|             |  |
|-------------|--|
| Career..... | 6 (Rollie Fingers)                         |
| Series..... | 2 (four times, last: Rollie Fingers, 1974) |

### Lowest Earned Run Average

|                           |                                     |
|---------------------------|-------------------------------------|
| Career (min 10.0 ip)..... | 1.32 (Eddie Plank)                  |
| Series (min 10.0 ip)..... | 0.00 (Darold Knowles, 1973, 6.1 ip) |
|                           | 0.00 (Lefty Grove, 1929, 6.1 ip)    |
|                           | 0.00 (Rube Walberg, 1929, 6.1 ip)   |

### Most Games

|             |                           |
|-------------|---------------------------|
| Career..... | 16 (Rollie Fingers, 1973) |
| Series..... | 7 (Darold Knowles, 1973)  |



### Most Games Started

Career..... 10 (Chief Bender)  
Series ..... 3 (six times, last: Ken Holtzman, 1973)

### Most Complete Games

Career..... 9 (Chief Bender)  
Series ..... 3 (Chief Bender, 1911)  
                  3 (Jack Coombs, 1910)

### Most Innings Pitched

Career..... 85.0 (Chief Bender)  
Series ..... 27.0 (Jack Coombs, 1910)  
Game ..... 11.0 (Joe Bush, 1914 Game 3)  
                  11.0 (Jack Coombs, 1911 Game 3)

### Most Hits

Career..... 64 (Chief Bender)  
Series ..... 28 (Lefty Grove, 1931)  
Game ..... 12 (Lefty Grove, 1931 Game 1)  
Game, Fewest ..... 2 (George Earnshaw, 1931 Game 4)  
                  2 (Eddie Plank, 1913 Game 5)

### Most Runs

Career..... 28 (Chief Bender)  
Series ..... 10 (Storm Davis, 1988)  
                  10 (Jack Coombs, 1910)  
Game ..... 9 (Andy Coakley, 1905 Game 3)

### Most Earned Runs

Career..... 23 (Chief Bender)  
Series ..... 10 (Storm Davis, 1988)  
                  10 (Jack Coombs, 1910)  
Game ..... 6 (Storm Davis, 1988 Game 2)  
                  6 (Chief Bender, 1914 Game 1)

### Most Walks

Career..... 21 (Chief Bender)  
Series ..... 14 (Jack Coombs, 1910)  
Game ..... 9 (Jack Coombs, 1910 Game 2)

### Most Strikeouts

Career..... 59 (Chief Bender)  
Series ..... 20 (George Earnshaw, 1931)  
                  20 (Chief Bender, 1911)  
Game ..... 13 (Howard Ehmke, 1929 Game 1)

### Most Home Runs

Career..... 4 (Vida Blue)  
                  4 (Jim Hunter)  
Series ..... 3 (Storm Davis, 1988)  
Game ..... 2 (four times, last: Mike Moore, 1990 Game 3)

## TEAM GAME

### Batting

At Bats ..... 47 (1973 Game 2)  
Runs ..... 13 (1989 Game 3)  
                  13 (1911 Game 6)  
Runs, Inning ..... 10 (1929 Game 4, 7th inn.)  
Hits ..... 15 (1929 Game 4)  
                  15 (1910 Game 3)  
Doubles ..... 7 (1911 Game 4)

Triples ..... 3 (1973 Game 2)  
Home Runs ..... 5 (1989 Game 3)  
Home Runs, Inning ..... 2 (1989 Game 3, 5th inn.)  
                  2 (1989 Game 3, 4th inn.)  
                  2 (1973 Game 7, 3rd inn.)  
                  2 (1929 Game 4, 7th inn.)

Home Runs, Back-to-Back ..... none  
Total Bases ..... 31 (1989 Game 3)  
Extra Base Hits ..... 7 (1989 Game 3)  
                  7 (1973 Game 2)  
                  7 (1930 Game 6)  
                  7 (1911 Game 4)  
Runs Batted In ..... 12 (1989 Game 3)  
Walks ..... 7 (four times, last: 1989 Game 4)  
Strikeouts ..... 15 (1973 Game 2)  
Stolen Bases ..... 4 (1910 Game 5)

### Pitching

Hits ..... 15 (1973 Game 2)  
Runs ..... 10 (1973 Game 2)  
Runs, Inning ..... 7 (1990 Game 3, 3rd inn.)  
Earned Runs ..... 8 (1972 Game 6)  
Walks ..... 9 (1910 Game 2)  
Strikeouts ..... 14 (1972 Game 3)  
Home Runs ..... 2 (eight times, last: 1990 Game 3)

## TEAM MISCELLANEOUS

Consecutive Wins ..... 4 (October 14 to 28, 1989)  
                  4 (October 12, 1929 to October 2, 1930)  
Consecutive Losses ..... 4 (October 16, 1990 to present)  
                  4 (October 9 to 13, 1914)  
Shutouts ..... 4  
                  1989 Game 1 vs. San Francisco (5-0; Stewart)  
                  1931 Game 4 vs. St. Louis (3-0; Earnshaw)  
                  1930 Game 5 at St. Louis (2-0; Earnshaw and Grove)  
                  1905 Game 2 at New York (3-0; Bender)  
Margin of Victory ..... 11 (1911 Game 6, 13-2)  
Margin of Defeat ..... 9 (1905 Game 3, 0-9)  
Largest Deficit Overcome to Win ..... 8 (1929 Game 4)  
Largest Deficit Surrendered to Lose ..... 3 (1911 Game 5)  
Longest Nine Inning Game ..... 3:30 (1989 Game 3)  
Longest Extra Inning Game ..... 4:13 (1973 Game 2, 12 inn.)  
Fastest Game ..... 1:35 (1905 Game 5)  
Extra Inning Games ..... 8  
                  1990 Game 2 at Cincinnati (4-5, 10 inn.)  
                  1973 Game 3 at New York (3-2, 11 inn.)  
                  1973 Game 2 vs. New York (7-10, 12 inn.)  
                  1914 Game 3 at Boston (4-5, 12 inn.)  
                  1913 Game 2 vs. New York (0-3, 10 inn.)  
                  1911 Game 5 at New York (3-4, 10 inn.)  
                  1911 Game 3 at New York (3-2, 11 inn.)  
                  1910 Game 4 at Chicago (3-4, 10 inn.)  
Left on Base, Nine Inning Game ..... 11 (1990 Game 1)  
                  11 (1930 Game 3)  
Left on Base, Extra Inning Game ..... 12 (1973 Game 2, 12 inn.)  
Double Plays Turned, Game ..... 4 (1914 Game 1)  
                  4 (1973 Game 4)  
Errors, Series ..... 11 (1910)  
                  11 (1911)  
Errors, Game ..... 5 (1973 Game 2)  
                  5 (1911 Game 6)





# POSTSEASON CAREER LEADERS

## INDIVIDUAL BATTING

### Batting Average (min. 50 pa)

|                          |     |
|--------------------------|-----|
| 1. Frank Baker.....      | 378 |
| 2. Harold Baines.....    | 370 |
| 3. Eddie Collins.....    | 347 |
| 4. Jimmie Foxx.....      | 344 |
| 5. Rickey Henderson..... | 333 |
| Al Simmons.....          | 333 |

### At Bats

|                         |     |
|-------------------------|-----|
| 1. Bert Campaneris..... | 144 |
| 2. Sal Bando.....       | 142 |
| 3. Joe Rudi.....        | 140 |
| 4. Reggie Jackson.....  | 118 |
| 5. Mark McGwire.....    | 114 |

### Triples

|                          |   |
|--------------------------|---|
| 1. Rickey Henderson..... | 4 |
| 2. Eddie Collins.....    | 2 |
| 3. 19 players tied.....  | 1 |

### Extra Base Hits

|                          |    |
|--------------------------|----|
| 1. Rickey Henderson..... | 14 |
| 2. Reggie Jackson.....   | 13 |
| Dave Henderson.....      | 13 |
| 4. Sal Bando.....        | 12 |
| 5. Al Simmons.....       | 11 |

### Slugging Pct. (min. 50 pa)

|                          |      |
|--------------------------|------|
| 1. Al Simmons.....       | .667 |
| 2. Jimmie Foxx.....      | .609 |
| 3. Frank Baker.....      | .573 |
| 4. Rickey Henderson..... | .568 |
| 5. Harold Baines.....    | .565 |

### Runs

|                           |    |
|---------------------------|----|
| 1. Rickey Henderson.....  | 23 |
| 2. Sal Bando.....         | 20 |
| 3. five players tied..... | 15 |

### Home Runs

|                            |   |
|----------------------------|---|
| 1. Jose Canseco.....       | 7 |
| 2. Al Simmons.....         | 6 |
| 3. Sal Bando.....          | 5 |
| Reggie Jackson.....        | 5 |
| 5. seven players tied..... | 4 |

### Walks

|                          |    |
|--------------------------|----|
| 1. Gene Tenace.....      | 29 |
| 2. Rickey Henderson..... | 20 |
| 3. Jose Canseco.....     | 17 |
| Mickey Cochrane.....     | 17 |
| 5. two players tied..... | 16 |

### On-Base Pct. (min. 50 pa)

|                          |      |
|--------------------------|------|
| 1. Rickey Henderson..... | .436 |
| 2. Jimmie Foxx.....      | .425 |
| 3. Harold Baines.....    | .408 |
| 4. Mickey Cochrane.....  | .408 |
| 5. Frank Baker.....      | .402 |

### Hits

|                          |    |
|--------------------------|----|
| 1. Rickey Henderson..... | 37 |
| 2. Joe Rudi.....         | 36 |
| 3. Bert Campaneris.....  | 35 |
| 4. Sal Bando.....        | 34 |
| Carney Lansford.....     | 34 |

### Runs Batted In

|                            |    |
|----------------------------|----|
| 1. Jose Canseco.....       | 18 |
| Frank Baker.....           | 18 |
| 3. Al Simmons.....         | 17 |
| 4. three players tied..... | 15 |

### Strikeouts

|                        |    |
|------------------------|----|
| 1. Gene Tenace.....    | 31 |
| 2. Sal Bando.....      | 29 |
| 3. Reggie Jackson..... | 27 |
| Dave Henderson.....    | 27 |
| Mark McGwire.....      | 27 |

### Games

|                         |    |
|-------------------------|----|
| 1. Sal Bando.....       | 39 |
| 2. Joe Rudi.....        | 38 |
| 3. Gene Tenace.....     | 37 |
| 4. Bert Campaneris..... | 36 |
| Dick Green.....         | 36 |

### Doubles

|                           |   |
|---------------------------|---|
| 1. Dave Henderson.....    | 9 |
| Jack Barry.....           | 9 |
| 3. five players tied..... | 7 |

### Total Bases

|                          |    |
|--------------------------|----|
| 1. Rickey Henderson..... | 63 |
| 2. Sal Bando.....        | 57 |
| 3. Reggie Jackson.....   | 56 |
| 4. Joe Rudi.....         | 53 |
| 5. Bert Campaneris.....  | 50 |

### Stolen Bases

|                          |    |
|--------------------------|----|
| 1. Rickey Henderson..... | 22 |
| 2. Bert Campaneris.....  | 10 |
| Eddie Collins.....       | 10 |
| 4. Willie Wilson.....    | 7  |
| 5. Jose Canseco.....     | 5  |

## INDIVIDUAL PITCHING

### Wins

|                           |   |
|---------------------------|---|
| 1. Dave Stewart.....      | 8 |
| 2. Jim Hunter.....        | 7 |
| 3. Chief Bender.....      | 6 |
| Ken Holtzman.....         | 6 |
| 5. five players tied..... | 4 |

### ERA (min. 20 ip)

|                         |      |
|-------------------------|------|
| 1. John Odom.....       | 1.13 |
| 2. Eddie Plank.....     | 1.32 |
| 3. George Earnshaw..... | 1.58 |
| 4. Lefty Grove.....     | 1.75 |
| 5. Rollie Fingers.....  | 2.22 |

### Complete Games

|                         |   |
|-------------------------|---|
| 1. Chief Bender.....    | 9 |
| 2. Eddie Plank.....     | 6 |
| 3. George Earnshaw..... | 5 |
| 4. Jack Coombs.....     | 4 |
| Lefty Grove.....        | 4 |

### Strikeouts

|                         |    |
|-------------------------|----|
| 1. Chief Bender.....    | 59 |
| 2. George Earnshaw..... | 56 |
| 3. Dave Stewart.....    | 55 |
| 4. Jim Hunter.....      | 49 |
| 5. Vida Blue.....       | 47 |

### Losses

|                      |   |
|----------------------|---|
| 1. Eddie Plank.....  | 5 |
| Vida Blue.....       | 5 |
| 3. Chief Bender..... | 4 |
| Rollie Fingers.....  | 4 |
| Ken Holtzman.....    | 4 |

### Games

|                          |    |
|--------------------------|----|
| 1. Rollie Fingers.....   | 27 |
| 2. Dennis Eckersley..... | 20 |
| 3. Rick Honeycutt.....   | 18 |
| 4. Vida Blue.....        | 17 |
| 5. Jim Hunter.....       | 14 |
| Dave Stewart.....        | 14 |

### Innings Pitched

|                      |       |
|----------------------|-------|
| 1. Dave Stewart..... | 105.1 |
| 2. Jim Hunter.....   | 88.1  |
| 3. Chief Bender..... | 85.0  |
| 4. Ken Holtzman..... | 70.1  |
| 5. Vida Blue.....    | 64.2  |

### Winning Pct. (min. 3 dec)

|                      |             |
|----------------------|-------------|
| 1. Jack Coombs.....  | 1.000 (4-0) |
| 2. Jim Hunter.....   | .778 (7-2)  |
| 3. John Odom.....    | .750 (3-1)  |
| 4. Dave Stewart..... | .727 (8-3)  |
| 5. Lefty Grove.....  | .714 (5-2)  |

### Saves

|                            |    |
|----------------------------|----|
| 1. Dennis Eckersley.....   | 11 |
| 2. Rollie Fingers.....     | 8  |
| 3. Jason Isringhausen..... | 3  |
| 4. Vida Blue.....          | 2  |
| Grant Balfour.....         | 2  |
| Darold Knowles.....        | 2  |
| Huston Street.....         | 2  |

### Games Started

|                      |    |
|----------------------|----|
| 1. Dave Stewart..... | 14 |
| 2. Jim Hunter.....   | 12 |
| Ken Holtzman.....    | 12 |
| 4. Chief Bender..... | 10 |
| Vida Blue.....       | 10 |

### Walks

|                      |    |
|----------------------|----|
| 1. Dave Stewart..... | 30 |
| 2. Jim Hunter.....   | 26 |
| 3. Vida Blue.....    | 23 |
| 4. Chief Bender..... | 21 |
| 5. Jack Coombs.....  | 20 |

# POSTSEASON SINGLE GAME BESTS

## INDIVIDUAL BATTING

### Runs

- 4 Carney Lansford, 1989 WS Game 3 at San Francisco
- 3 10 times, last: Coco Crisp, 2013 ALDS Game 4 at Det.

### Hits

- 4 Coco Crisp, 2013 ALDS Game 4 at Detroit
- 4 Milton Bradley, 2006 ALCS Game 2 vs. Detroit
- 4 Jason Giambi, 2001 ALDS Game 5 at New York
- 4 Miguel Tejada, 2001 ALDS Game 4 vs. New York
- 4 Johnny Damon, 2001 ALDS Game 1 at New York
- 4 Jerry Browne, 1992 ALCS Game 5 vs. Toronto
- 4 Dave Henderson, 1988 WS Game 4 vs. Los Angeles
- 4 Tony Armas, 1981 ALDS Game 2 at Kansas City
- 4 Sal Bando, 1975 ALCS Game 2 at Boston
- 4 Reggie Jackson, 1973 WS Game 2 vs. New York
- 4 Danny Murphy, 1911 WS Game 6 vs. New York

### Doubles

- 2 27 times, last: Coco Crisp, 2013 ALDS Game 3 at Det.

### Triples

- 1 26 times, last: Coco Crisp, 2013 ALDS Game 4 at Det.

### Home Runs

- 2 Ramón Laureano, 2020 ALDS Game 4 vs. Houston\*
- 2 Brandon Moss, 2014 ALWC at Kansas City
- 2 Milton Bradley, 2006 ALCS Game 2 vs. Detroit
- 2 Frank Thomas, 2006 ALDS Game 1 at Minnesota
- 2 Terrence Long, 2001 ALDS Game 1 at New York
- 2 Dave Henderson, 1989 WS Game 3 at San Francisco
- 2 Rickey Henderson, 1989 ALCS Game 4 at Toronto
- 2 Sal Bando, 1973 ALCS Game 2 at Baltimore
- 2 Gene Tenace, 1972 WS Game 1 at Cincinnati
- 2 Reggie Jackson, 1971 ALCS Game 3 vs. Baltimore

### Runs Batted In

- 5 Brandon Moss, 2014 ALWC at Kansas City
- 4 Ramón Laureano, 2020 ALDS Game 4 vs. Houston\*
- 4 Chad Pinder, 2020 ALDS Game 3 vs. Houston\*
- 4 Milton Bradley, 2006 ALCS Game 2 vs. Detroit
- 4 Marco Scutaro, 2006 ALDS Game 3 vs. Minnesota
- 4 Dave Henderson, 1989 WS Game 3 at San Francisco
- 4 Rickey Henderson, 1989 ALCS Game 4 at Toronto
- 4 Jose Canseco, 1988 WS Game 1 at Los Angeles
- 4 Al Simmons, 1929 WS Game 2 at Chicago
- 4 Wally Schang, 1913 WS Game 4 vs. New York

### Total Bases

- 10 Milton Bradley, 2006 ALCS Game 2 vs. Detroit
- 10 Dave Henderson, 1989 WS Game 3 at San Francisco
- 9 Frank Thomas, 2006 ALDS Game 1 at Minnesota
- 9 Reggie Jackson, 1971 ALCS Game 3 vs. Baltimore
- 8 seven times, last: Ramón Laureano, 2020 ALDS Game 4 vs. Houston\*

### Extra Base Hits

- 3 Dave Henderson, 1989 WS Game 3 at San Francisco
- 2 48 times, last: Ramón Laureano, 2020 ALDS Game 4 vs. Houston\*

### Walks

- 3 nine times, last: Coco Crisp, 2013 ALDS Game 1 vs. Detroit

### Strikeouts

- 4 Khris Davis, 2020 ALDS Game 4 vs. Houston\*
- 4 Stephen Drew, 2012 ALDS Game 5 vs. Detroit
- 4 Ben Griever, 2000 ALDS Game 5 vs. New York
- 3 35 times, last: Chad Pinder, 2020 ALDS Game 4 vs. Houston\*

### Stolen Bases

- 4 Rickey Henderson, 1989 ALCS Game 2 vs. Toronto
- 3 Willie Wilson, 1992 ALCS Game 2 at Toronto
- 2 13 times, last: Yoenis Céspedes, 2012 ALDS Game 2 at Detroit

\*indicates game at Dodger Stadium

## INDIVIDUAL PITCHING

### Innings Pitched

- 11.0 Ken Holtzman, 1973 ALCS Game 3 vs. Baltimore
- 11.0 Joe Bush, 1914 WS Game 3 at Boston
- 11.0 Jack Coombs, 1911 WS Game 3 at New York
- 10.0 Eddie Plank, 1913 WS Game 2 vs. New York
- 9.2 Chief Bender, 1910 WS Game 4 at Chicago

### Hits

- 12 Lefty Grove, 1931 WS Game 1 at St. Louis
- 11 Lefty Grove, 1931 WS Game 3 vs. St. Louis
- 11 Chief Bender, 1913 WS Game 1 at New York
- 10 four times, last: Bartolo Colón, 2013 ALDS Game 1 vs. Detroit

### Runs

- 9 Andy Coakley, 1905 WS Game 3 vs. New York
- 7 Esteban Loaiza, 2006 ALCS Game 2 vs. Detroit
- 7 Tim Hudson, 2002 ALDS Game 4 at Minnesota
- 6 10 times, last: Jon Lester, 2014 ALWC at Kansas City

### Walks

- 9 Jack Coombs, 1910 WS Game 2 vs. Chicago
- 6 Matt Keough, 1981 ALCS Game 3 vs. New York
- 6 Diego Segui, 1971 ALCS Game 3 vs. Baltimore
- 5 five times, last: Rich Harden, 2006 ALCS Game 3 at Detroit

### Strikeouts

- 13 Howard Ehmke, 1929 WS Game 1 at Chicago
- 11 John Odom, 1972 WS Game 3 vs. Cincinnati
- 11 Chief Bender, 1911 WS Game 1 at New York
- 10 George Earnshaw, 1929 WS Game 3 vs. Chicago
- 9 five times, last: Sonny Gray, 2013 ALDS Game 2 vs. Detroit

# POSTSEASON SERIES YEAR-BY-YEAR RECAP

## 1905 WORLD SERIES

The A's make their first appearance in the World Series and lose to the New York Giants, four games to one. Three of the losses come against Christy Mathewson who tosses three complete game shutouts. The A's collect just 25 hits in the series for a .161 batting average and score just three runs. Topsy Hartsel paces the A's offense with a .294 batting average and Bris Lord has the only two RBI. The A's use three pitchers in the Series and all toss complete games. Chief Bender makes two starts and has a 1.06 ERA.

The A's lose the first game in Philadelphia, 3-0, as Mathewson tosses a four-hit shutout. Chief Bender returns the favor in the second game of the series as he tosses a four-hit shutout and strikes out nine in a 3-0 A's win at New York. Lord has RBI singles in the third and eighth innings. Mathewson tosses a four-hit shutout in the Giants 9-0 win in Game 3 and Joe McGinnity blanks the A's on five hits in a 1-0 win in Game 4. Eddie Plank allows just four hits in Game 4 and the only run of the game is unearned after a Monte Cross error. Mathewson tossed a six-hit shutout in Game 5 as the Giants clinch the series with a 2-0 win.

### FINAL STATISTICS

| PLAYER        | AVG         | G        | AB         | R        | H         | TB        | 2B       | 3B       | HR       | RBI      | SH       | SF       | HP       | BB       | IBB      | SO        | SB       | CS       | DP       | E        | SLG         | OBP         |
|---------------|-------------|----------|------------|----------|-----------|-----------|----------|----------|----------|----------|----------|----------|----------|----------|----------|-----------|----------|----------|----------|----------|-------------|-------------|
| Bender        | .000        | 2        | 5          | 0        | 0         | 0         | 0        | 0        | 0        | 0        | 1        | 0        | 0        | 0        | -        | 1         | 0        | 0        | 0        | 0        | .000        | .000        |
| Coakley       | .000        | 1        | 2          | 0        | 0         | 0         | 0        | 0        | 0        | 0        | 0        | 0        | 1        | 0        | -        | 1         | 0        | 0        | 0        | 0        | .000        | .333        |
| Cross, L.     | .105        | 5        | 19         | 0        | 2         | 2         | 0        | 0        | 0        | 0        | 0        | 0        | 0        | 1        | -        | 1         | 0        | 0        | 0        | 1        | .105        | .150        |
| Cross, M.     | .176        | 5        | 17         | 0        | 3         | 3         | 0        | 0        | 0        | 0        | 0        | 0        | 0        | 0        | -        | 7         | 0        | 1        | 0        | 2        | .176        | .176        |
| Davis         | .200        | 5        | 20         | 0        | 4         | 5         | 1        | 0        | 0        | 0        | 0        | 0        | 0        | 0        | -        | 1         | 0        | 0        | 0        | 0        | .250        | .200        |
| Hartsel       | .294        | 5        | 17         | 1        | 5         | 6         | 1        | 0        | 0        | 0        | 1        | 0        | 0        | 2        | -        | 1         | 2        | 0        | 0        | 1        | .353        | .368        |
| Hoffman       | .000        | 1        | 1          | 0        | 0         | 0         | 0        | 0        | 0        | 0        | 0        | 0        | 0        | 0        | -        | 1         | 0        | 0        | 0        | 0        | .000        | .000        |
| Lord          | .100        | 5        | 20         | 0        | 2         | 2         | 0        | 0        | 0        | 2        | 0        | 0        | 0        | 0        | -        | 5         | 0        | 0        | 0        | 0        | .100        | .100        |
| Murphy        | .188        | 5        | 16         | 0        | 3         | 4         | 1        | 0        | 0        | 0        | 1        | 0        | 0        | 0        | -        | 2         | 0        | 1        | 1        | 4        | .250        | .188        |
| Plank         | .167        | 2        | 6          | 0        | 1         | 1         | 0        | 0        | 0        | 0        | 0        | 0        | 0        | 0        | -        | 2         | 0        | 0        | 1        | 0        | .167        | .167        |
| Powers        | .143        | 3        | 7          | 0        | 1         | 2         | 1        | 0        | 0        | 0        | 0        | 0        | 0        | 0        | -        | 0         | 0        | 0        | 0        | 0        | .286        | .143        |
| Schreckengost | .222        | 3        | 9          | 2        | 2         | 3         | 1        | 0        | 0        | 0        | 0        | 0        | 0        | 0        | -        | 0         | 0        | 0        | 0        | 0        | .333        | .222        |
| Seybold       | .125        | 5        | 16         | 0        | 2         | 2         | 0        | 0        | 0        | 0        | 0        | 0        | 0        | 2        | -        | 3         | 0        | 0        | 0        | 0        | .125        | .222        |
| <b>TOTALS</b> | <b>.161</b> | <b>5</b> | <b>155</b> | <b>3</b> | <b>25</b> | <b>30</b> | <b>5</b> | <b>0</b> | <b>0</b> | <b>2</b> | <b>3</b> | <b>0</b> | <b>1</b> | <b>5</b> | <b>-</b> | <b>25</b> | <b>2</b> | <b>2</b> | <b>2</b> | <b>8</b> | <b>.194</b> | <b>.193</b> |

| PITCHER       | W        | L        | ERA         | G        | GS       | CG       | GF       | SHO      | SV       | IP          | H         | R         | ER       | HR       | HB       | BB        | IBB      | SO        | WP       | BK       | AVG         |
|---------------|----------|----------|-------------|----------|----------|----------|----------|----------|----------|-------------|-----------|-----------|----------|----------|----------|-----------|----------|-----------|----------|----------|-------------|
| Bender        | 1        | 1        | 1.06        | 2        | 2        | 2        | 0        | 1        | -        | 17.0        | 9         | 2         | 2        | 0        | 0        | 6         | -        | 13        | 0        | 0        | .161        |
| Coakley       | 0        | 1        | 2.00        | 1        | 1        | 1        | 0        | 0        | -        | 9.0         | 8         | 9         | 2        | 0        | 1        | 5         | -        | 2         | 0        | 0        | .235        |
| Plank         | 0        | 2        | 1.59        | 2        | 2        | 2        | 0        | 0        | -        | 17.0        | 14        | 4         | 3        | 0        | 1        | 4         | -        | 11        | 1        | 0        | .222        |
| <b>TOTALS</b> | <b>1</b> | <b>4</b> | <b>1.47</b> | <b>5</b> | <b>5</b> | <b>5</b> | <b>0</b> | <b>1</b> | <b>-</b> | <b>43.0</b> | <b>31</b> | <b>15</b> | <b>7</b> | <b>0</b> | <b>2</b> | <b>15</b> | <b>-</b> | <b>26</b> | <b>1</b> | <b>0</b> | <b>.203</b> |

### [Results and Boxscores](#)

## 1910 WORLD SERIES

The A's win their first World Series and use just two pitchers to defeat the Chicago Cubs, four games to one. Jack Coombs wins three of the games and posts a 3.33 ERA while Chief Bender is 1-1 with a 1.93 ERA. Eddie Collins paces the A's offense with a .429 batting average and four doubles and Frank Baker hits .409. Danny Murphy connects for the only home run of the series and leads the A's with nine RBI. The A's hit .316 and score 35 runs in the five games while the two pitchers combine for a 2.76 ERA and allow 15 runs.

The A's win the first two games in Philadelphia as Bender tosses a three-hitter in Game 1 and strikes out eight in a 4-1 win while Baker has three hits and two RBI. Coombs allows eight hits and nine walks in Game 2 but the Cubs strand 14 in a 9-3 A's win. Eddie Collins has three of the A's 14 hits and all nine Athletics collect at least one hit. The series moves to Chicago for Game 3 and Coombs comes back on one day of rest and defeats the Cubs, 12-5, collecting three hits and three RBI. Harry Davis and Jack Berry add three hits each and Barry and Murphy have three RBI. Bender suffers the A's only loss in Game 4 when the Cubs win 4-3 in 10 innings. The A's have a 3-2 lead entering the ninth but the Cubs score once in the ninth and once in the 10th for the win. The A's wrap up the series with a 7-2 win in Game 5 as Coombs picks up his third win of the series. Collins has three hits and the A's score five times in the eighth to break open a 2-1 game.

### FINAL STATISTICS

| PLAYER        | AVG         | G        | AB         | R         | H         | TB        | 2B        | 3B       | HR       | RBI       | SH       | SF       | HP       | BB        | IBB      | SO        | SB       | CS       | DP       | E         | SLG         | OBP         |
|---------------|-------------|----------|------------|-----------|-----------|-----------|-----------|----------|----------|-----------|----------|----------|----------|-----------|----------|-----------|----------|----------|----------|-----------|-------------|-------------|
| Baker         | .409        | 5        | 22         | 6         | 9         | 12        | 3         | 0        | 0        | 4         | 0        | 0        | 0        | 2         | -        | 1         | 0        | 3        | 0        | 3         | .545        | .458        |
| Barry         | .235        | 5        | 17         | 3         | 4         | 6         | 2         | 0        | 0        | 3         | 2        | 0        | 1        | 1         | -        | 3         | 0        | 0        | 1        | 0         | .353        | .316        |
| Bender        | .333        | 2        | 6          | 1         | 2         | 2         | 0         | 0        | 0        | 1         | 0        | 0        | 0        | 1         | -        | 1         | 0        | 0        | 0        | 0         | .333        | .429        |
| Collins       | .429        | 5        | 21         | 5         | 9         | 13        | 4         | 0        | 0        | 3         | 1        | 0        | 0        | 2         | -        | 0         | 4        | 2        | 0        | 1         | .619        | .478        |
| Coombs        | .385        | 3        | 13         | 0         | 5         | 6         | 1         | 0        | 0        | 3         | 0        | 0        | 0        | 0         | -        | 3         | 0        | 0        | 1        | 2         | .462        | .385        |
| Davis         | .353        | 5        | 17         | 5         | 6         | 9         | 3         | 0        | 0        | 2         | 2        | 0        | 1        | 3         | -        | 4         | 0        | 0        | 0        | 3         | .529        | .476        |
| Hartsel       | .200        | 1        | 5          | 2         | 1         | 1         | 0         | 0        | 0        | 0         | 0        | 0        | 0        | 0         | -        | 1         | 2        | 0        | 0        | 0         | .200        | .200        |
| Lapp          | .250        | 1        | 4          | 0         | 1         | 1         | 0         | 0        | 0        | 1         | 0        | 0        | 0        | 0         | -        | 2         | 0        | 0        | 0        | 0         | .250        | .250        |
| Lord          | .182        | 5        | 22         | 3         | 4         | 6         | 2         | 0        | 0        | 1         | 1        | 0        | 0        | 1         | -        | 3         | 0        | 1        | 0        | 0         | .273        | .217        |
| Murphy        | .350        | 5        | 20         | 6         | 7         | 13        | 3         | 0        | 1        | 9         | 1        | 0        | 0        | 1         | -        | 0         | 1        | 0        | 0        | 0         | .650        | .381        |
| Strunk        | .278        | 4        | 18         | 2         | 5         | 8         | 1         | 1        | 0        | 2         | 0        | 0        | 0        | 2         | -        | 5         | 0        | 1        | 0        | 1         | .444        | .350        |
| Thomas        | .250        | 4        | 12         | 2         | 3         | 3         | 0         | 0        | 0        | 1         | 0        | 0        | 0        | 4         | -        | 1         | 0        | 0        | 1        | 1         | .250        | .438        |
| <b>Totals</b> | <b>.316</b> | <b>5</b> | <b>177</b> | <b>35</b> | <b>56</b> | <b>80</b> | <b>19</b> | <b>1</b> | <b>1</b> | <b>30</b> | <b>7</b> | <b>0</b> | <b>2</b> | <b>17</b> | <b>-</b> | <b>24</b> | <b>7</b> | <b>7</b> | <b>3</b> | <b>11</b> | <b>.452</b> | <b>.383</b> |

| PITCHER       | W        | L        | ERA         | G        | GS       | CG       | GF       | SHO      | SV       | IP          | H         | R         | ER        | HR       | HB       | BB        | IBB      | SO        | WP       | BK       | AVG         |
|---------------|----------|----------|-------------|----------|----------|----------|----------|----------|----------|-------------|-----------|-----------|-----------|----------|----------|-----------|----------|-----------|----------|----------|-------------|
| Bender        | 1        | 1        | 1.93        | 2        | 2        | 2        | 0        | 0        | -        | 18.2        | 12        | 5         | 4         | 0        | 0        | 4         | -        | 14        | 0        | 0        | .194        |
| Coombs        | 3        | 0        | 3.33        | 3        | 3        | 3        | 0        | 0        | -        | 27.0        | 23        | 10        | 10        | 0        | 0        | 18        | -        | 31        | 1        | 0        | .240        |
| <b>Totals</b> | <b>4</b> | <b>1</b> | <b>2.76</b> | <b>5</b> | <b>5</b> | <b>5</b> | <b>0</b> | <b>0</b> | <b>-</b> | <b>45.2</b> | <b>35</b> | <b>15</b> | <b>14</b> | <b>0</b> | <b>0</b> | <b>18</b> | <b>-</b> | <b>31</b> | <b>1</b> | <b>0</b> | <b>.222</b> |

### [Results and Boxscores](#)



## 1911 WORLD SERIES

The A's win their second consecutive World Championship as they defeat the New York Giants, four games to two. The A's pitching staff, which consists of Chief Bender, Jack Coombs and Eddie Plank, allows just 13 runs in the series for a 1.29 ERA. Bender goes 2-1 with a 1.04 ERA, Coombs is 1-0 with a 1.35 ERA and Plank is 1-1 with a 1.86 ERA. Frank "Home Run" Baker earns his nickname as he paces the A's offense with a .375 batting average, two home runs and five RBI. Jack Barry hits .368 and the A's offense hits .244 with 27 runs scored in the six games.

The A's lose Game 1 at New York by a 2-1 score as Bender strikes out 11 in eight innings in a complete game effort but loses to Christy Mathewson who tosses a six-hitter. The A's then win each of the next three games, beginning with a 3-1 win at Philadelphia in Game 2. Plank tosses a five-hitter and Baker breaks a 1-1 tie with a two-run home run in the sixth inning. Game 3 lasts 11 innings at New York and the A's are 3-2 winners. Trailing 1-0 entering the ninth inning, Baker homers to tie the game and the A's score two in the 11th for the win. Coombs goes the distance, allowing just three hits in 11 innings. The series is delayed for seven days because of rain but it resumes with a 4-2 A's win in Philadelphia in Game 4. Bender tosses a seven-hitter, Barry has three hits and Eddie Collins, Danny Murphy and Baker have two hits each. The A's lead 3-0 after six innings in Game 5 but the Giants score once in the bottom of the seventh, twice in the ninth and once in the 10th for the win. The A's then wrap up the series with a 13-2 win at Philadelphia, scoring seven times in the seventh inning. Murphy has four hits, Bris Lord adds three and Bender tosses a four-hitter.

### FINAL STATISTICS

| PLAYER        | AVG         | G        | AB         | R         | H         | TB        | 2B        | 3B       | HR       | RBI       | SH       | SF       | HP       | BB       | IBB      | SO        | SB       | CS       | DP       | E         | SLG         | OBP         |
|---------------|-------------|----------|------------|-----------|-----------|-----------|-----------|----------|----------|-----------|----------|----------|----------|----------|----------|-----------|----------|----------|----------|-----------|-------------|-------------|
| Baker         | .375        | 6        | 24         | 7         | 9         | 17        | 2         | 0        | 2        | 5         | 0        | 0        | 0        | 1        | -        | 5         | 0        | 1        | 0        | 2         | .708        | .400        |
| Barry         | .368        | 6        | 19         | 2         | 7         | 11        | 4         | 0        | 0        | 2         | 2        | 1        | 0        | 0        | -        | 2         | 2        | 1        | 0        | 3         | .579        | .350        |
| Bender        | .091        | 3        | 11         | 0         | 1         | 1         | 0         | 0        | 0        | 0         | 0        | 0        | 0        | 0        | -        | 1         | 0        | 0        | 0        | 0         | .091        | .091        |
| Collins       | .286        | 6        | 21         | 4         | 6         | 7         | 1         | 0        | 0        | 1         | 2        | 0        | 0        | 2        | -        | 3         | 2        | 0        | 0        | 4         | .333        | .348        |
| Coombs        | .250        | 2        | 8          | 1         | 2         | 2         | 0         | 0        | 0        | 0         | 0        | 0        | 0        | 0        | -        | 0         | 0        | 0        | 0        | 0         | .250        | .250        |
| Davis         | .208        | 6        | 24         | 3         | 5         | 6         | 1         | 0        | 0        | 5         | 0        | 0        | 0        | 0        | -        | 3         | 0        | 1        | 0        | 0         | .250        | .208        |
| Lapp          | .250        | 2        | 8          | 1         | 2         | 2         | 0         | 0        | 0        | 0         | 0        | 0        | 0        | 0        | -        | 1         | 0        | 0        | 0        | 0         | .250        | .250        |
| Lord          | .185        | 6        | 27         | 2         | 5         | 7         | 2         | 0        | 0        | 1         | 0        | 0        | 0        | 0        | -        | 5         | 0        | 0        | 0        | 0         | .259        | .185        |
| Mclnns        | -           | 1        | 0          | 0         | 0         | 0         | 0         | 0        | 0        | 0         | 0        | 0        | 0        | 0        | -        | 0         | 0        | 0        | 0        | 0         | -           | -           |
| Murphy        | .304        | 6        | 23         | 4         | 7         | 10        | 3         | 0        | 3        | 1         | 0        | 0        | 0        | 0        | -        | 3         | 0        | 2        | 0        | 1         | .435        | .304        |
| Oldring       | .200        | 6        | 25         | 2         | 5         | 10        | 2         | 0        | 1        | 3         | 2        | 0        | 0        | 0        | -        | 4         | 0        | 0        | 0        | 1         | .400        | .200        |
| Plank         | .000        | 2        | 3          | 0         | 0         | 0         | 0         | 0        | 0        | 0         | 0        | 0        | 0        | 0        | -        | 2         | 0        | 0        | 0        | 0         | .000        | .000        |
| Strunk        | -           | 1        | 0          | 0         | 0         | 0         | 0         | 0        | 0        | 0         | 0        | 0        | 0        | 0        | -        | 0         | 0        | 0        | 0        | 0         | -           | -           |
| Thomas        | .083        | 4        | 12         | 1         | 1         | 1         | 0         | 0        | 0        | 1         | 0        | 1        | 0        | 1        | -        | 2         | 0        | 1        | 0        | 0         | .083        | .143        |
| <b>Totals</b> | <b>.244</b> | <b>6</b> | <b>205</b> | <b>27</b> | <b>50</b> | <b>74</b> | <b>15</b> | <b>0</b> | <b>3</b> | <b>21</b> | <b>7</b> | <b>2</b> | <b>0</b> | <b>4</b> | <b>-</b> | <b>31</b> | <b>4</b> | <b>6</b> | <b>0</b> | <b>11</b> | <b>.361</b> | <b>.256</b> |

| PITCHER       | W        | L        | ERA         | G        | GS       | CG       | GF       | SHO      | SV       | IP          | H         | R         | ER       | HR       | HB       | BB        | IBB      | SO        | WP       | BK       | AVG         |
|---------------|----------|----------|-------------|----------|----------|----------|----------|----------|----------|-------------|-----------|-----------|----------|----------|----------|-----------|----------|-----------|----------|----------|-------------|
| Bender        | 2        | 1        | 1.04        | 3        | 3        | 3        | 0        | 0        | -        | 26.0        | 16        | 6         | 3        | 0        | 1        | 8         | -        | 20        | 1        | 0        | .172        |
| Coombs        | 1        | 0        | 1.35        | 2        | 2        | 1        | 0        | 0        | -        | 20.0        | 11        | 5         | 3        | 0        | 1        | 6         | -        | 16        | 0        | 0        | .175        |
| Plank         | 1        | 1        | 1.86        | 2        | 1        | 1        | 1        | 0        | -        | 9.2         | 6         | 2         | 2        | 0        | 1        | 0         | -        | 8         | 0        | 0        | .182        |
| <b>Totals</b> | <b>4</b> | <b>2</b> | <b>1.29</b> | <b>6</b> | <b>6</b> | <b>5</b> | <b>1</b> | <b>0</b> | <b>-</b> | <b>55.2</b> | <b>33</b> | <b>13</b> | <b>8</b> | <b>0</b> | <b>3</b> | <b>14</b> | <b>-</b> | <b>44</b> | <b>1</b> | <b>0</b> | <b>.175</b> |

### Results and Boxscores

## 1913 WORLD SERIES

The A's win their third World Championship over a four-year span as they defeat the New York Giants, four games to one. The A's use just three pitchers in the series with all going the distance, including Chief Bender, who wins Games 1 and 4, and Eddie Plank, who posts a 1-1 record and a 0.95 ERA. Frank Baker paces the A's offense with a .450 batting average and matches Wally Schang for the team-lead with seven RBI. Eddie Collins hits .421 and steals three bases.

Bender allows 11 hits in Game 1 at New York, but the A's defeat the Giants, 6-4. Collins goes 3 for 3 and scores three runs and Baker is 3 for 4 with three RBI, including a two-run home run. The A's lone loss comes in a Game 2 at Philadelphia, a 3-0 decision in 10 innings. Plank tosses nine shut-out innings before allowing three runs in the top of the 10th, while Christy Mathewson blanks the A's on eight hits. The series returns to Philadelphia for Game 3 and the A's score five times in the first two innings en route to an 8-2 win. Collins has his second three-hit game of the series and drives in three runs and Joe Bush tosses a five-hitter. The A's take a 6-0 lead into the seventh inning of Game 4 at Philadelphia and hold on to win 6-5. Jack Barry has three hits and Schang goes 2 for 2 with four RBI. The A's then clinch the series at New York with a 3-1 win in Game 5 as Plank tosses a two-hitter, allowing just one unearned run in the fifth inning. The A's score early again as Baker has a sacrifice fly in the first inning and a RBI single in the A's two-run third.

### FINAL STATISTICS

| PLAYER        | AVG         | G        | AB         | R         | H         | TB        | 2B       | 3B       | HR       | RBI       | SH       | SF       | HP       | BB       | IBB      | SO        | SB       | CS       | DP       | E        | SLG         | OBP         |
|---------------|-------------|----------|------------|-----------|-----------|-----------|----------|----------|----------|-----------|----------|----------|----------|----------|----------|-----------|----------|----------|----------|----------|-------------|-------------|
| Baker         | .450        | 5        | 20         | 2         | 9         | 12        | 0        | 0        | 1        | 7         | 0        | 1        | 0        | 0        | -        | 2         | 1        | 1        | 0        | 1        | .600        | .429        |
| Barry         | .300        | 5        | 20         | 3         | 6         | 9         | 3        | 0        | 0        | 1         | 0        | 0        | 0        | 0        | -        | 0         | 0        | 0        | 0        | 1        | .450        | .300        |
| Bender        | .000        | 2        | 8          | 0         | 0         | 0         | 0        | 0        | 0        | 1         | 0        | 0        | 0        | 0        | -        | 1         | 0        | 0        | 0        | 0        | .000        | .000        |
| Bush          | .250        | 1        | 4          | 0         | 1         | 1         | 0        | 0        | 0        | 0         | 0        | 0        | 0        | 0        | -        | 1         | 0        | 0        | 0        | 0        | .250        | .250        |
| Collins       | .421        | 5        | 19         | 5         | 8         | 12        | 0        | 2        | 0        | 3         | 2        | 0        | 0        | 1        | -        | 2         | 3        | 0        | 0        | 1        | .632        | .450        |
| Lapp          | .250        | 1        | 4          | 0         | 1         | 1         | 0        | 0        | 0        | 0         | 0        | 0        | 0        | 0        | -        | 1         | 0        | 0        | 0        | 0        | .250        | .250        |
| McInnis       | .118        | 5        | 17         | 1         | 2         | 3         | 1        | 0        | 0        | 2         | 2        | 1        | 0        | 0        | -        | 2         | 0        | 0        | 0        | 0        | .176        | .111        |
| Murphy        | .227        | 5        | 22         | 2         | 5         | 5         | 0        | 0        | 0        | 0         | 0        | 0        | 0        | 2        | -        | 0         | 0        | 1        | 0        | 0        | .227        | .292        |
| Oldring       | .273        | 5        | 22         | 5         | 6         | 8         | 0        | 1        | 0        | 0         | 0        | 0        | 0        | 0        | -        | 1         | 1        | 0        | 0        | 0        | .364        | .273        |
| Plank         | .143        | 2        | 7          | 0         | 1         | 1         | 0        | 0        | 0        | 0         | 0        | 0        | 0        | 0        | -        | 0         | 0        | 0        | 0        | 1        | .143        | .143        |
| Schang        | .357        | 4        | 14         | 2         | 5         | 10        | 0        | 1        | 1        | 7         | 0        | 0        | 0        | 2        | -        | 4         | 0        | 0        | 0        | 1        | .714        | .438        |
| Strunk        | .118        | 5        | 17         | 3         | 2         | 2         | 0        | 0        | 0        | 1         | 0        | 0        | 0        | 2        | -        | 2         | 0        | 0        | 0        | 0        | .118        | .211        |
| <b>Totals</b> | <b>.264</b> | <b>5</b> | <b>174</b> | <b>23</b> | <b>46</b> | <b>64</b> | <b>4</b> | <b>4</b> | <b>2</b> | <b>21</b> | <b>5</b> | <b>2</b> | <b>0</b> | <b>7</b> | <b>-</b> | <b>16</b> | <b>5</b> | <b>2</b> | <b>0</b> | <b>5</b> | <b>.368</b> | <b>.290</b> |

| PITCHER       | W        | L        | ERA         | G        | GS       | CG       | GF       | SHO      | SV       | IP          | H         | R         | ER        | HR       | HB       | BB       | IBB      | SO        | WP       | BK       | AVG         |
|---------------|----------|----------|-------------|----------|----------|----------|----------|----------|----------|-------------|-----------|-----------|-----------|----------|----------|----------|----------|-----------|----------|----------|-------------|
| Bender        | 2        | 0        | 4.00        | 2        | 2        | 2        | 0        | 0        | -        | 18.0        | 19        | 9         | 8         | 1        | 1        | 1        | -        | 9         | 0        | 0        | .271        |
| Bush          | 1        | 0        | 1.00        | 1        | 1        | 1        | 0        | 0        | -        | 9.0         | 5         | 2         | 1         | 0        | 1        | 4        | -        | 3         | 0        | 0        | .172        |
| Plank         | 1        | 1        | 0.95        | 2        | 2        | 2        | 0        | 0        | -        | 19.0        | 9         | 4         | 2         | 0        | 1        | 3        | -        | 7         | 0        | 0        | .138        |
| <b>Totals</b> | <b>4</b> | <b>1</b> | <b>2.15</b> | <b>5</b> | <b>5</b> | <b>5</b> | <b>0</b> | <b>0</b> | <b>-</b> | <b>46.0</b> | <b>33</b> | <b>15</b> | <b>11</b> | <b>1</b> | <b>3</b> | <b>8</b> | <b>-</b> | <b>19</b> | <b>0</b> | <b>0</b> | <b>.201</b> |

### Results and Boxscores

## 1914 WORLD SERIES

The A's return to the World Series for the fourth time in five years but are swept in four games by the Boston Braves. The pitching staff posts a 3.41 ERA in the series, including 1.00 by Eddie Plank. The offense is held to a .172 batting average and scores just six runs in the four games. Frank Baker leads the A's with four hits in the series.

The A's drop a 7-1 decision in Game 1 at Philadelphia as Dick Rudolph limits the A's to an unearned run in the second inning. Chief Bender takes the loss, allowing six runs in 5.1 innings. Bill James shuts out the A's 1-0 in Game 2, yielding just two hits. The game is scoreless over the first eight innings before Plank allows a Les Mann RBI single with two outs in the top of the ninth. The series moves to Boston for Game 3, a 5-4 A's loss in 12 innings. The score is tied at 2-2 when Frank Baker delivers a two-run single in the top of the 10th inning. Joe Bush, who goes the distance for the A's, then allows two runs in the bottom of the 10th. Bush takes the loss when his own throwing error on a Herbie Moran sacrifice bunt attempt in the 12th allows the winning run to score. The A's then drop a 3-1 decision in Game 4 as Rudolph again holds the A's to just one run. Starting pitcher Bob Shawkey allows three runs in 5.0 innings for the loss.

### FINAL STATISTICS

| PLAYER        | AVG         | G        | AB         | R        | H         | TB        | 2B       | 3B       | HR       | RBI      | SH       | SF       | HP       | BB        | IBB      | SO        | SB       | CS       | DP       | E        | SLG         | OBP         |
|---------------|-------------|----------|------------|----------|-----------|-----------|----------|----------|----------|----------|----------|----------|----------|-----------|----------|-----------|----------|----------|----------|----------|-------------|-------------|
| Baker         | .250        | 4        | 16         | 0        | 4         | 6         | 2        | 0        | 0        | 2        | 0        | 0        | 0        | 1         | -        | 3         | 0        | 0        | 1        | 0        | .375        | .294        |
| Barry         | .071        | 4        | 14         | 1        | 1         | 1         | 0        | 0        | 0        | 0        | 0        | 0        | 0        | 1         | -        | 3         | 1        | 0        | 0        | 1        | .071        | .133        |
| Bender        | .000        | 1        | 2          | 0        | 0         | 0         | 0        | 0        | 0        | 0        | 0        | 0        | 0        | 0         | -        | 0         | 0        | 0        | 0        | 0        | .000        | .000        |
| Bush          | .000        | 1        | 5          | 0        | 0         | 0         | 0        | 0        | 0        | 0        | 0        | 0        | 0        | 0         | -        | 2         | 0        | 0        | 0        | 1        | .000        | .000        |
| Collins       | .214        | 4        | 14         | 0        | 3         | 3         | 0        | 0        | 0        | 1        | 0        | 1        | 0        | 2         | -        | 1         | 1        | 0        | 0        | 0        | .214        | .294        |
| Lapp          | .000        | 1        | 1          | 0        | 0         | 0         | 0        | 0        | 0        | 0        | 0        | 0        | 0        | 0         | -        | 0         | 0        | 0        | 0        | 0        | .000        | .000        |
| McInnis       | .143        | 4        | 14         | 2        | 2         | 3         | 1        | 0        | 0        | 0        | 0        | 0        | 0        | 3         | -        | 3         | 0        | 0        | 0        | 0        | .214        | .294        |
| Murphy        | .188        | 4        | 16         | 2        | 3         | 5         | 2        | 0        | 0        | 0        | 0        | 0        | 0        | 2         | -        | 2         | 0        | 1        | 1        | 0        | .313        | .278        |
| Oldring       | .067        | 4        | 15         | 0        | 1         | 1         | 0        | 0        | 0        | 0        | 2        | 0        | 0        | 0         | -        | 5         | 0        | 1        | 0        | 0        | .067        | .067        |
| Pennock       | .000        | 1        | 1          | 0        | 0         | 0         | 0        | 0        | 0        | 0        | 0        | 0        | 0        | 0         | -        | 0         | 0        | 0        | 0        | 0        | .000        | .000        |
| Plank         | .000        | 1        | 2          | 0        | 0         | 0         | 0        | 0        | 0        | 0        | 0        | 0        | 0        | 0         | -        | 1         | 0        | 0        | 0        | 0        | .000        | .000        |
| Schang        | .167        | 4        | 12         | 1        | 2         | 3         | 1        | 0        | 0        | 0        | 0        | 0        | 0        | 1         | -        | 4         | 0        | 1        | 0        | 1        | .250        | .231        |
| Shawkey       | .500        | 1        | 2          | 0        | 1         | 2         | 1        | 0        | 0        | 1        | 0        | 0        | 0        | 0         | -        | 1         | 0        | 0        | 0        | 0        | 1.000       | .500        |
| Strunk        | .286        | 2        | 7          | 0        | 2         | 2         | 0        | 0        | 0        | 0        | 0        | 0        | 0        | 0         | -        | 2         | 0        | 0        | 0        | 0        | .286        | .286        |
| Walsh         | .333        | 3        | 6          | 0        | 2         | 3         | 1        | 0        | 0        | 1        | 0        | 0        | 0        | 3         | -        | 1         | 0        | 0        | 0        | 0        | .500        | .556        |
| Wyckoff       | 1.000       | 1        | 1          | 0        | 1         | 2         | 1        | 0        | 0        | 0        | 0        | 0        | 0        | 0         | -        | 0         | 0        | 0        | 0        | 0        | 2.000       | 1.000       |
| <b>Totals</b> | <b>.172</b> | <b>4</b> | <b>128</b> | <b>6</b> | <b>22</b> | <b>31</b> | <b>9</b> | <b>0</b> | <b>0</b> | <b>5</b> | <b>2</b> | <b>1</b> | <b>0</b> | <b>13</b> | <b>-</b> | <b>28</b> | <b>2</b> | <b>3</b> | <b>2</b> | <b>3</b> | <b>.242</b> | <b>.246</b> |

| PITCHER       | W        | L        | ERA         | G        | GS       | CG       | GF       | SHO      | SV       | IP          | H         | R         | ER        | HR       | HB       | BB        | IBB      | SO        | WP       | BK       | AVG         |
|---------------|----------|----------|-------------|----------|----------|----------|----------|----------|----------|-------------|-----------|-----------|-----------|----------|----------|-----------|----------|-----------|----------|----------|-------------|
| Bender        | 0        | 1        | 10.13       | 1        | 1        | 0        | 0        | 0        | -        | 5.1         | 8         | 6         | 6         | 0        | 0        | 2         | -        | 3         | 0        | 0        | .381        |
| Bush          | 0        | 1        | 3.27        | 1        | 1        | 1        | 0        | 0        | -        | 11.0        | 9         | 5         | 4         | 1        | 0        | 4         | -        | 4         | 0        | 0        | .225        |
| Pennock       | 0        | 0        | 0.00        | 1        | 0        | 0        | 1        | 0        | -        | 3.0         | 2         | 0         | 0         | 0        | 0        | 2         | -        | 3         | 0        | 0        | .200        |
| Plank         | 0        | 1        | 1.00        | 1        | 1        | 1        | 0        | 0        | -        | 9.0         | 7         | 1         | 1         | 0        | 1        | 4         | -        | 6         | 0        | 0        | .212        |
| Shawkey       | 0        | 1        | 3.60        | 1        | 1        | 0        | 0        | 0        | -        | 5.0         | 4         | 3         | 2         | 0        | 0        | 2         | -        | 0         | 0        | 0        | .222        |
| Wyckoff       | 0        | 0        | 2.45        | 1        | 0        | 0        | 1        | 0        | -        | 3.2         | 3         | 1         | 1         | 0        | 0        | 1         | -        | 2         | 0        | 0        | .231        |
| <b>Totals</b> | <b>0</b> | <b>4</b> | <b>3.41</b> | <b>4</b> | <b>4</b> | <b>2</b> | <b>2</b> | <b>0</b> | <b>-</b> | <b>37.0</b> | <b>33</b> | <b>16</b> | <b>14</b> | <b>1</b> | <b>1</b> | <b>15</b> | <b>-</b> | <b>18</b> | <b>0</b> | <b>0</b> | <b>.244</b> |

### Results and Boxscores

## 1929 WORLD SERIES

The A's return to the World Series for the first time in 15 years and win their fourth World Championship, besting the Chicago Cubs four games to one. The pitching staff posts a 2.40 ERA, including 1.42 by Howard Ehmke. The offense hits .281 and scores 26 runs in the five-game series. Jimmy Dykes hits .421 and Mickey Cochrane adds a .400 batting average. Jimmie Foxx, Mule Haas and Al Simmons all hit two home runs each.

Ehmke strikes out 13 and tosses an eight-hitter in the opener as the A's win 3-1 at Chicago. Foxx breaks a scoreless tie with a solo home run in the seventh inning and the A's have a 3-0 lead before Ehmke allows an unearned run in the bottom of the ninth. In Game 2, Simmons drives in four runs and Foxx is 3 for 5 with three RBI and his second home run in a 9-3 victory. The series moves to Philadelphia for Game 3 when the A's lose their only game of the series, 3-1. George Earnshaw goes the distance and strikes out 10, after tossing 4.2 innings two days earlier. The A's fall behind 8-0 in Game 4 before scoring 10 times in the bottom of the seventh inning to win, 10-8. Haas and Simmons both homer in the inning and Haas and Jimmy Dykes drive in three runs each as the A's send 15 batters to the plate. Philadelphia then clinches the series with a 3-2 win in Game 5. Ehmke allows two runs in 3.2 innings before Rube Walberg comes on to pitch 5.1 innings of scoreless relief. The A's trail 2-0 entering the bottom of the ninth before Haas hits a two-run home run to tie the game. Bing Miller then has a walk-off double to drive in Simmons and win the series.

### FINAL STATISTICS

| PLAYER        | AVG         | G        | AB         | R         | H         | TB        | 2B       | 3B       | HR       | RBI       | SH       | SF       | HP       | BB        | IBB      | SO        | SB       | CS       | DP       | E        | SLG         | OBP         |
|---------------|-------------|----------|------------|-----------|-----------|-----------|----------|----------|----------|-----------|----------|----------|----------|-----------|----------|-----------|----------|----------|----------|----------|-------------|-------------|
| Bishop        | .190        | 5        | 21         | 2         | 4         | 4         | 0        | 0        | 0        | 1         | 0        | 0        | 0        | 2         | -        | 3         | 0        | 0        | 0        | 0        | .190        | .261        |
| Boley         | .235        | 5        | 17         | 1         | 4         | 4         | 0        | 0        | 0        | 1         | 3        | 0        | 0        | 0         | -        | 3         | 0        | 0        | 1        | 0        | .235        | .235        |
| Burns         | .000        | 1        | 2          | 0         | 0         | 0         | 0        | 0        | 0        | 0         | 0        | 0        | 0        | 0         | -        | 1         | 0        | 0        | 0        | 0        | .000        | .000        |
| Cochrane      | .400        | 5        | 15         | 5         | 6         | 7         | 1        | 0        | 0        | 0         | 0        | 0        | 0        | 7         | -        | 0         | 0        | 0        | 1        | 0        | .467        | .591        |
| Dykes         | .421        | 5        | 19         | 2         | 8         | 9         | 1        | 0        | 0        | 4         | 0        | 0        | 0        | 1         | -        | 1         | 0        | 0        | 0        | 2        | .474        | .450        |
| Earnshaw      | .000        | 2        | 5          | 1         | 0         | 0         | 0        | 0        | 0        | 0         | 1        | 0        | 0        | 0         | -        | 4         | 0        | 0        | 0        | 0        | .000        | .000        |
| Ehmke         | .200        | 2        | 5          | 0         | 1         | 1         | 0        | 0        | 0        | 0         | 0        | 0        | 0        | 0         | -        | 0         | 0        | 0        | 0        | 0        | .200        | .200        |
| Foxx          | .350        | 5        | 20         | 5         | 7         | 14        | 1        | 0        | 2        | 5         | 0        | 0        | 0        | 1         | -        | 1         | 0        | 0        | 2        | 0        | .700        | .381        |
| French        | .000        | 1        | 1          | 0         | 0         | 0         | 0        | 0        | 0        | 0         | 0        | 0        | 0        | 0         | -        | 1         | 0        | 0        | 0        | 0        | .000        | .000        |
| Grove         | .000        | 2        | 2          | 0         | 0         | 0         | 0        | 0        | 0        | 0         | 0        | 0        | 0        | 0         | -        | 1         | 0        | 0        | 0        | 0        | .000        | .000        |
| Haas          | .238        | 5        | 21         | 3         | 5         | 11        | 0        | 0        | 2        | 6         | 1        | 0        | 0        | 1         | -        | 3         | 0        | 0        | 0        | 0        | .524        | .273        |
| Miller        | .368        | 5        | 19         | 1         | 7         | 8         | 1        | 0        | 0        | 4         | 1        | 0        | 1        | 0         | -        | 2         | 0        | 2        | 0        | 1        | .421        | .400        |
| Quinn         | .000        | 1        | 2          | 0         | 0         | 0         | 0        | 0        | 0        | 0         | 0        | 0        | 0        | 0         | -        | 2         | 0        | 0        | 0        | 0        | .000        | .000        |
| Simmons       | .300        | 5        | 20         | 6         | 6         | 13        | 1        | 0        | 2        | 5         | 0        | 1        | 0        | 1         | -        | 4         | 0        | 0        | 0        | 0        | .650        | .318        |
| Summa         | .000        | 1        | 1          | 0         | 0         | 0         | 0        | 0        | 0        | 0         | 0        | 0        | 0        | 0         | -        | 1         | 0        | 0        | 0        | 0        | .000        | .000        |
| Walberg       | .000        | 2        | 1          | 0         | 0         | 0         | 0        | 0        | 0        | 0         | 0        | 0        | 0        | 0         | -        | 0         | 0        | 0        | 0        | 1        | .000        | .000        |
| <b>Totals</b> | <b>.281</b> | <b>5</b> | <b>171</b> | <b>26</b> | <b>48</b> | <b>71</b> | <b>5</b> | <b>0</b> | <b>6</b> | <b>26</b> | <b>6</b> | <b>1</b> | <b>1</b> | <b>13</b> | <b>-</b> | <b>27</b> | <b>0</b> | <b>2</b> | <b>4</b> | <b>4</b> | <b>.415</b> | <b>.333</b> |

| PITCHER       | W        | L        | ERA         | G        | GS       | CG       | GF       | SHO      | SV       | IP          | H         | R         | ER        | HR       | HB       | BB        | IBB      | SO        | WP       | BK       | AVG         |
|---------------|----------|----------|-------------|----------|----------|----------|----------|----------|----------|-------------|-----------|-----------|-----------|----------|----------|-----------|----------|-----------|----------|----------|-------------|
| Earnshaw      | 1        | 1        | 2.63        | 2        | 2        | 1        | 0        | 0        | -        | 13.2        | 14        | 6         | 4         | 0        | 0        | 6         | -        | 17        | 0        | 0        | .250        |
| Ehmke         | 1        | 0        | 1.42        | 2        | 2        | 1        | 0        | 0        | -        | 12.2        | 14        | 3         | 2         | 0        | 0        | 3         | -        | 13        | 0        | 0        | .286        |
| Grove         | 0        | 0        | 0.00        | 2        | 0        | 0        | 2        | 0        | -        | 6.1         | 3         | 0         | 0         | 0        | 0        | 1         | -        | 10        | 0        | 0        | .143        |
| Quinn         | 0        | 0        | 9.00        | 1        | 1        | 0        | 0        | 0        | -        | 5.0         | 7         | 6         | 5         | 1        | 0        | 2         | -        | 2         | 0        | 0        | .318        |
| Rommel        | 1        | 0        | 9.00        | 1        | 0        | 0        | 0        | 0        | -        | 1.0         | 2         | 1         | 1         | 0        | 0        | 1         | -        | 0         | 0        | 0        | .500        |
| Walberg       | 1        | 0        | 0.00        | 2        | 0        | 0        | 1        | 0        | -        | 6.1         | 3         | 1         | 0         | 0        | 0        | 0         | -        | 8         | 0        | 0        | .143        |
| <b>Totals</b> | <b>4</b> | <b>1</b> | <b>2.40</b> | <b>5</b> | <b>5</b> | <b>2</b> | <b>3</b> | <b>0</b> | <b>-</b> | <b>45.0</b> | <b>43</b> | <b>17</b> | <b>12</b> | <b>1</b> | <b>0</b> | <b>13</b> | <b>-</b> | <b>50</b> | <b>0</b> | <b>0</b> | <b>.249</b> |

### [Results and Boxscores](#)

## 1930 WORLD SERIES

The Athletics win back-to-back World Series for the second time, defeating St. Louis four games to two. The pitching staff allows 12 runs in the six-game series for a 1.73 ERA. George Earnshaw goes 2-0 with a 0.72 ERA in three starts and Lefty Grove picks up the other two wins, posting a 1.42 ERA in three games, two starts. Offensively, the A's hit just .197 but add six home runs. Al Simmons hits .364 with two home runs and Jimmie Foxx bats .333. Mickey Cochrane adds two home runs and Jimmy Dykes drives in a team-best five runs.

Grove tosses a complete game in Game 1, a 5-2 A's win at Philadelphia. The A's are held to just five hits in the game, including a pair of solo home runs by Simmons and Cochrane. Earnshaw fires a six-hitter in the A's 6-1 win in Game 2. Simmons has two hits and Cochrane homers again, a solo shot in the first inning. The Cardinals win Game 3 in St. Louis as Bill Hallahan shuts out the A's on seven hits in a 5-0 win. Jesse Haines four-hits the A's in a 3-1 loss in Game 4 to even the series at two games each. Earnshaw and Grove then combine on a three-hit shutout in a 2-0 win in Game 5. Foxx hits a two-run home run in the ninth inning to account for all the scoring. The series returned to Philadelphia for Game 6 and the A's win their fifth and final World Championship in Philadelphia with a 7-1 victory. Earnshaw tosses a complete-game five-hitter and Dykes and Simmons both homer.

### FINAL STATISTICS

| PLAYER        | AVG         | G        | AB         | R         | H         | TB        | 2B        | 3B       | HR       | RBI       | SH       | SF       | HP       | BB        | IBB      | SO        | SB       | CS       | DP       | E        | SLG         | OBP         |
|---------------|-------------|----------|------------|-----------|-----------|-----------|-----------|----------|----------|-----------|----------|----------|----------|-----------|----------|-----------|----------|----------|----------|----------|-------------|-------------|
| Bishop        | .222        | 6        | 18         | 5         | 4         | 4         | 0         | 0        | 0        | 0         | 0        | 0        | 1        | 7         | -        | 3         | 0        | 0        | 0        | 0        | .222        | .462        |
| Boley         | .095        | 6        | 21         | 1         | 2         | 2         | 0         | 0        | 0        | 1         | 1        | 0        | 0        | 0         | -        | 1         | 0        | 0        | 0        | 1        | .095        | .095        |
| Cochrane      | .222        | 6        | 18         | 5         | 4         | 11        | 1         | 0        | 2        | 4         | 0        | 1        | 0        | 5         | -        | 2         | 0        | 1        | 0        | 1        | .611        | .375        |
| Dykes         | .222        | 6        | 18         | 2         | 4         | 10        | 3         | 0        | 1        | 5         | 2        | 0        | 0        | 5         | -        | 3         | 0        | 0        | 0        | 1        | .556        | .391        |
| Earnshaw      | .000        | 3        | 9          | 0         | 0         | 0         | 0         | 0        | 0        | 0         | 0        | 0        | 0        | 0         | -        | 5         | 0        | 0        | 0        | 0        | .000        | .000        |
| Foxx          | .333        | 6        | 21         | 3         | 7         | 14        | 2         | 1        | 1        | 3         | 0        | 0        | 0        | 2         | -        | 4         | 0        | 0        | 1        | 0        | .667        | .391        |
| Grove         | .000        | 3        | 6          | 0         | 0         | 0         | 0         | 0        | 0        | 0         | 0        | 0        | 0        | 0         | -        | 3         | 0        | 0        | 0        | 0        | .000        | .000        |
| Haas          | .111        | 6        | 18         | 1         | 2         | 4         | 0         | 1        | 0        | 1         | 0        | 1        | 0        | 1         | -        | 3         | 0        | 1        | 1        | 1        | .222        | .150        |
| McNair        | .000        | 1        | 1          | 0         | 0         | 0         | 0         | 0        | 0        | 0         | 0        | 0        | 0        | 0         | -        | 0         | 0        | 0        | 0        | 0        | .000        | .000        |
| Miller        | .143        | 6        | 21         | 0         | 3         | 5         | 2         | 0        | 0        | 3         | 1        | 1        | 0        | 0         | -        | 4         | 0        | 0        | 0        | 0        | .238        | .136        |
| Moore         | .333        | 3        | 3          | 0         | 1         | 1         | 0         | 0        | 0        | 0         | 0        | 0        | 0        | 1         | -        | 1         | 0        | 0        | 0        | 0        | .333        | .500        |
| Shores        | —           | 1        | 0          | 0         | 0         | 0         | 0         | 0        | 0        | 0         | 0        | 0        | 0        | 1         | -        | 0         | 0        | 0        | 0        | 0        | —           | 1.000       |
| Simmons       | .364        | 6        | 22         | 4         | 8         | 16        | 2         | 0        | 2        | 4         | 0        | 0        | 0        | 2         | -        | 2         | 0        | 0        | 1        | 0        | .727        | .417        |
| Walberg       | .000        | 1        | 2          | 0         | 0         | 0         | 0         | 0        | 0        | 0         | 0        | 0        | 0        | 0         | -        | 1         | 0        | 0        | 0        | 0        | .000        | .000        |
| <b>Totals</b> | <b>.197</b> | <b>6</b> | <b>178</b> | <b>21</b> | <b>35</b> | <b>67</b> | <b>10</b> | <b>2</b> | <b>6</b> | <b>21</b> | <b>4</b> | <b>3</b> | <b>1</b> | <b>24</b> | <b>-</b> | <b>32</b> | <b>0</b> | <b>2</b> | <b>3</b> | <b>3</b> | <b>.376</b> | <b>.291</b> |

| PITCHER       | W        | L        | ERA         | G        | GS       | CG       | GF       | SHO      | SV       | IP          | H         | R         | ER        | HR       | HB       | BB        | IBB      | SO        | WP       | BK       | AVG         |
|---------------|----------|----------|-------------|----------|----------|----------|----------|----------|----------|-------------|-----------|-----------|-----------|----------|----------|-----------|----------|-----------|----------|----------|-------------|
| Earnshaw      | 2        | 0        | 0.72        | 3        | 3        | 2        | 0        | 0        | -        | 25.0        | 13        | 2         | 2         | 1        | 0        | 7         | -        | 19        | 0        | 0        | .149        |
| Grove         | 2        | 1        | 1.42        | 3        | 2        | 2        | 1        | 0        | -        | 19.0        | 15        | 5         | 3         | 0        | 0        | 3         | -        | 10        | 0        | 0        | .214        |
| Quinn         | 0        | 0        | 4.50        | 1        | 0        | 0        | 1        | 0        | -        | 2.0         | 3         | 1         | 1         | 0        | 0        | 0         | -        | 1         | 0        | 0        | .333        |
| Shores        | 0        | 0        | 13.50       | 1        | 0        | 0        | 0        | 0        | -        | 1.1         | 3         | 2         | 2         | 0        | 0        | 0         | -        | 0         | 0        | 0        | .429        |
| Walberg       | 0        | 1        | 3.86        | 1        | 1        | 0        | 0        | 0        | -        | 4.2         | 4         | 2         | 2         | 1        | 0        | 1         | -        | 3         | 0        | 0        | .235        |
| <b>Totals</b> | <b>4</b> | <b>2</b> | <b>1.73</b> | <b>6</b> | <b>6</b> | <b>4</b> | <b>2</b> | <b>1</b> | <b>-</b> | <b>52.0</b> | <b>38</b> | <b>12</b> | <b>10</b> | <b>2</b> | <b>0</b> | <b>11</b> | <b>-</b> | <b>33</b> | <b>0</b> | <b>0</b> | <b>.200</b> |

### [Results and Boxscores](#)

## 1931 WORLD SERIES

The A's and Cardinals meet in the World Series for the second consecutive season but the A's lose in seven games. The pitching staff posts a 2.66 ERA, including 1.88 by George Earnshaw and 2.42 by Lefty Grove, who picks up two of the A's three wins. Earnshaw and Grove both start three games each. The offense hits .220 and scores 22 runs in the seven-game series. Jimmie Foxx hits .348 and Al Simmons bats .333 with two of the A's three home runs and eight RBI.

The series opens in St. Louis and the A's take a 1-0 lead with a 6-2 win in Game 1. Grove goes the distance, allowing 12 hits, and Simmons drives in three runs, including a two-run home run in the seventh. Bill Hallahan tosses a three-hit shutout as the A's lose Game 2, 2-0. The A's then fall behind in the series with a 5-2 loss in Game 3 at Philadelphia. Burleigh Grimes no hits the A's over the first seven innings before Bing Miller singles in the eighth. Al Simmons hits a two-run home run in the ninth for the A's only runs. The A's even the series at two games each with a 3-0 win in Game 4. Earnshaw tosses a two-hit shutout and Foxx hits a solo home run in the sixth. St. Louis wins the final game in Philadelphia, 5-1, but the A's win Game 6 at St. Louis, 8-1 to force a seventh game. In the final game, Grimes again shuts down the A's in a 4-2 win. He does not allow a run over the first eight innings before yielding a pinch hit two-run single to Doc Cramer with two outs in the ninth. Max Bishop comes to the plate as the potential winning run but Hallahan relieves Grimes and gets Bishop to fly out to end the series.

### FINAL STATISTICS

| PLAYER        | AVG         | G        | AB         | R         | H         | TB        | 2B       | 3B       | HR       | RBI       | SH       | SF       | HP       | BB        | IBB      | SO        | SB       | CS       | DP       | E        | SLG         | OBP         |
|---------------|-------------|----------|------------|-----------|-----------|-----------|----------|----------|----------|-----------|----------|----------|----------|-----------|----------|-----------|----------|----------|----------|----------|-------------|-------------|
| Bishop        | .148        | 7        | 27         | 4         | 4         | 4         | 0        | 0        | 0        | 0         | 0        | 0        | 0        | 3         | -        | 5         | 0        | 0        | 0        | 0        | .148        | .233        |
| Boley         | .000        | 1        | 1          | 0         | 0         | 0         | 0        | 0        | 0        | 0         | 0        | 0        | 0        | 0         | -        | 1         | 0        | 0        | 0        | 0        | .000        | .000        |
| Cochrane      | .160        | 7        | 25         | 2         | 4         | 4         | 0        | 0        | 0        | 1         | 0        | 0        | 0        | 5         | -        | 2         | 0        | 0        | 1        | 1        | .160        | .300        |
| Cramer        | .500        | 2        | 2          | 0         | 1         | 1         | 0        | 0        | 0        | 2         | 0        | 0        | 0        | 0         | -        | 0         | 0        | 0        | 0        | 0        | .500        | .500        |
| Dykes         | .227        | 7        | 22         | 2         | 5         | 5         | 0        | 0        | 0        | 2         | 1        | 0        | 0        | 5         | -        | 1         | 0        | 0        | 1        | 0        | .227        | .370        |
| Earnshaw      | .000        | 3        | 8          | 0         | 0         | 0         | 0        | 0        | 0        | 0         | 0        | 0        | 0        | 0         | -        | 2         | 0        | 0        | 0        | 2        | .000        | .000        |
| Foxx          | .348        | 7        | 23         | 3         | 8         | 11        | 0        | 0        | 1        | 3         | 0        | 0        | 0        | 6         | -        | 5         | 0        | 0        | 0        | 1        | .478        | .483        |
| Grove         | .000        | 3        | 10         | 0         | 0         | 0         | 0        | 0        | 0        | 0         | 0        | 0        | 0        | 0         | -        | 7         | 0        | 0        | 0        | 0        | .000        | .000        |
| Haas          | .130        | 7        | 23         | 1         | 3         | 4         | 1        | 0        | 0        | 2         | 2        | 0        | 0        | 3         | -        | 5         | 0        | 0        | 0        | 0        | .174        | .231        |
| Heving        | .000        | 1        | 1          | 0         | 0         | 0         | 0        | 0        | 0        | 0         | 0        | 0        | 0        | 0         | -        | 0         | 0        | 0        | 0        | 0        | .000        | .000        |
| Hoyt          | .000        | 1        | 2          | 0         | 0         | 0         | 0        | 0        | 0        | 0         | 0        | 0        | 0        | 0         | -        | 0         | 0        | 0        | 0        | 0        | .000        | .000        |
| McNair        | .000        | 2        | 2          | 1         | 0         | 0         | 0        | 0        | 0        | 0         | 0        | 0        | 0        | 0         | -        | 1         | 0        | 0        | 0        | 0        | .000        | .000        |
| Miller        | .269        | 7        | 26         | 3         | 7         | 8         | 1        | 0        | 0        | 1         | 1        | 0        | 1        | 0         | -        | 4         | 0        | 0        | 0        | 0        | .308        | .296        |
| Moore         | .333        | 2        | 3          | 0         | 1         | 1         | 0        | 0        | 0        | 0         | 0        | 0        | 0        | 0         | -        | 1         | 0        | 0        | 0        | 0        | .333        | .333        |
| Simmons       | .333        | 7        | 27         | 4         | 9         | 17        | 2        | 0        | 2        | 8         | 0        | 0        | 0        | 3         | -        | 3         | 0        | 0        | 1        | 0        | .630        | .400        |
| Todt          | -           | 1        | 0          | 0         | 0         | 0         | 0        | 0        | 0        | 0         | 0        | 0        | 0        | 1         | -        | 0         | 0        | 0        | 0        | 0        | -           | 1.000       |
| Williams      | .320        | 7        | 25         | 2         | 8         | 9         | 1        | 0        | 0        | 1         | 0        | 0        | 0        | 2         | -        | 9         | 0        | 0        | 0        | 0        | .360        | .370        |
| <b>Totals</b> | <b>.220</b> | <b>7</b> | <b>227</b> | <b>22</b> | <b>50</b> | <b>64</b> | <b>5</b> | <b>0</b> | <b>3</b> | <b>20</b> | <b>4</b> | <b>0</b> | <b>1</b> | <b>28</b> | <b>-</b> | <b>46</b> | <b>0</b> | <b>0</b> | <b>5</b> | <b>2</b> | <b>.282</b> | <b>.309</b> |

| PITCHER       | W        | L        | ERA         | G        | GS       | CG       | GF       | SHO      | SV       | IP          | H         | R         | ER        | HR       | HB       | BB       | IBB      | SO        | WP       | BK       | AVG         |
|---------------|----------|----------|-------------|----------|----------|----------|----------|----------|----------|-------------|-----------|-----------|-----------|----------|----------|----------|----------|-----------|----------|----------|-------------|
| Earnshaw      | 1        | 2        | 1.88        | 3        | 3        | 2        | 0        | 1        | -        | 24.0        | 12        | 6         | 5         | 1        | 0        | 4        | -        | 20        | 1        | 0        | .148        |
| Grove         | 2        | 1        | 2.42        | 3        | 3        | 2        | 0        | 0        | -        | 26.0        | 28        | 7         | 7         | 0        | 0        | 2        | -        | 16        | 0        | 0        | .269        |
| Hoyt          | 0        | 1        | 4.50        | 1        | 1        | 0        | 0        | 0        | -        | 6.0         | 7         | 3         | 3         | 1        | 0        | 0        | -        | 1         | 0        | 0        | .292        |
| Mahaffey      | 0        | 0        | 9.00        | 1        | 0        | 0        | 1        | 0        | -        | 1.0         | 1         | 1         | 1         | 0        | 0        | 1        | -        | 0         | 0        | 0        | .250        |
| Rommel        | 0        | 0        | 9.00        | 1        | 0        | 0        | 1        | 0        | -        | 1.0         | 3         | 1         | 1         | 0        | 0        | 0        | -        | 0         | 0        | 0        | .500        |
| Walberg       | 0        | 0        | 3.00        | 2        | 0        | 0        | 1        | 0        | -        | 3.0         | 3         | 1         | 1         | 0        | 0        | 2        | -        | 4         | 0        | 0        | .300        |
| <b>Totals</b> | <b>3</b> | <b>4</b> | <b>2.66</b> | <b>7</b> | <b>7</b> | <b>4</b> | <b>3</b> | <b>1</b> | <b>-</b> | <b>61.0</b> | <b>54</b> | <b>19</b> | <b>18</b> | <b>2</b> | <b>0</b> | <b>9</b> | <b>-</b> | <b>41</b> | <b>1</b> | <b>0</b> | <b>.236</b> |

### [Results and Boxscores](#)

## 1971 AMERICAN LEAGUE CHAMPIONSHIP SERIES

In their first trip to the ALCS, the Oakland A's ran into the defending World Champion Baltimore Orioles, losing in three straight games. Touted A's pitchers Vida Blue and Jim "Catfish" Hunter ran into problems during the series, leading to the A's downfall. Offensively, the A's got solid performances out of third baseman Sal Bando and right fielder Reggie Jackson, who hit .364 and .333 respectively.

In Game 1, Vida Blue took a 3-1 lead into the bottom of the seventh before allowing a RBI single to Mark Belanger, a RBI double by Curt Motton and a two-run double by Paul Blair. ALCS MVP Mike Cuellar tossed a complete game six-hitter to defeat the A's in Game 2. Jim Hunter also went the distance for the A's, allowing seven hits, including four home runs. In Game 3, Reggie Jackson homered twice and Sal Bando once but that was the A's only scoring as Jim Palmer tossed a complete game seven-hitter.

### FINAL STATISTICS

| PLAYER        | AVG         | G        | AB        | R        | H         | TB        | 2B       | 3B       | HR       | RBI      | SH       | SF       | HP       | BB       | IBB      | SO        | SB       | CS       | DP       | E        | SLG         | OBP         |
|---------------|-------------|----------|-----------|----------|-----------|-----------|----------|----------|----------|----------|----------|----------|----------|----------|----------|-----------|----------|----------|----------|----------|-------------|-------------|
| Bando         | .364        | 3        | 11        | 3        | 4         | 9         | 2        | 0        | 1        | 1        | 0        | 0        | 0        | 1        | 0        | 0         | 0        | 0        | 1        | 0        | .818        | .417        |
| Blefary       | .000        | 1        | 1         | 0        | 0         | 0         | 0        | 0        | 0        | 0        | 0        | 0        | 0        | 0        | 0        | 1         | 0        | 0        | 0        | 0        | .000        | .000        |
| Blue          | .000        | 1        | 3         | 0        | 0         | 0         | 0        | 0        | 0        | 0        | 0        | 0        | 0        | 0        | 0        | 3         | 0        | 0        | 0        | 0        | .000        | .000        |
| Campaneris    | .167        | 3        | 12        | 0        | 2         | 3         | 1        | 0        | 0        | 0        | 0        | 0        | 0        | 0        | 0        | 1         | 0        | 1        | 0        | 0        | .250        | .167        |
| Davis         | .375        | 3        | 8         | 1        | 3         | 4         | 1        | 0        | 0        | 1        | 0        | 0        | 0        | 0        | 0        | 0         | 0        | 1        | 0        | 0        | .500        | .375        |
| Duncan        | .500        | 2        | 6         | 0        | 3         | 4         | 1        | 0        | 0        | 2        | 0        | 0        | 0        | 0        | 0        | 0         | 1        | 0        | 0        | 0        | .667        | .500        |
| Epstein       | .200        | 2        | 5         | 0        | 1         | 1         | 0        | 0        | 0        | 0        | 0        | 0        | 0        | 0        | 0        | 3         | 0        | 0        | 0        | 0        | .200        | .200        |
| Green         | .286        | 3        | 7         | 0        | 2         | 2         | 0        | 0        | 0        | 0        | 1        | 0        | 0        | 1        | 0        | 1         | 0        | 0        | 1        | 0        | .286        | .375        |
| Hegan         | .000        | 1        | 1         | 0        | 0         | 0         | 0        | 0        | 0        | 0        | 0        | 0        | 0        | 0        | 0        | 1         | 0        | 0        | 0        | 0        | .000        | .000        |
| Hunter        | .000        | 1        | 3         | 0        | 0         | 0         | 0        | 0        | 0        | 0        | 0        | 0        | 0        | 0        | 0        | 1         | 0        | 0        | 0        | 0        | .000        | .000        |
| Jackson       | .333        | 3        | 12        | 2        | 4         | 11        | 1        | 0        | 2        | 2        | 0        | 0        | 0        | 0        | 0        | 1         | 0        | 0        | 0        | 0        | .917        | .333        |
| Mangual       | .167        | 3        | 12        | 1        | 2         | 5         | 1        | 1        | 0        | 2        | 0        | 0        | 0        | 0        | 0        | 1         | 0        | 0        | 1        | 0        | .417        | .167        |
| Monday        | .000        | 1        | 3         | 0        | 0         | 0         | 0        | 0        | 0        | 0        | 0        | 0        | 0        | 1        | 0        | 2         | 0        | 0        | 0        | 0        | .000        | .250        |
| Rudi          | .143        | 2        | 7         | 0        | 1         | 2         | 1        | 0        | 0        | 0        | 0        | 0        | 0        | 1        | 0        | 0         | 0        | 0        | 0        | 0        | .286        | .250        |
| Segui         | .000        | 1        | 2         | 0        | 0         | 0         | 0        | 0        | 0        | 0        | 0        | 0        | 0        | 0        | 0        | 0         | 0        | 0        | 0        | 0        | .000        | .000        |
| Tenace        | .000        | 1        | 3         | 0        | 0         | 0         | 0        | 0        | 0        | 0        | 0        | 0        | 0        | 1        | 0        | 1         | 0        | 0        | 0        | 0        | .000        | .250        |
| <b>Totals</b> | <b>.229</b> | <b>3</b> | <b>96</b> | <b>7</b> | <b>22</b> | <b>41</b> | <b>8</b> | <b>1</b> | <b>3</b> | <b>7</b> | <b>2</b> | <b>0</b> | <b>0</b> | <b>5</b> | <b>0</b> | <b>16</b> | <b>0</b> | <b>3</b> | <b>3</b> | <b>0</b> | <b>.427</b> | <b>.267</b> |

| PITCHER       | W        | L        | ERA         | G        | GS       | CG       | GF       | SHO      | SV       | IP          | H         | R         | ER        | HR       | HB       | BB        | IBB      | SO        | WP       | BK       | AVG         |
|---------------|----------|----------|-------------|----------|----------|----------|----------|----------|----------|-------------|-----------|-----------|-----------|----------|----------|-----------|----------|-----------|----------|----------|-------------|
| Blue          | 0        | 1        | 6.43        | 1        | 1        | 0        | 0        | 0        | 0        | 7.0         | 7         | 5         | 5         | 0        | 0        | 2         | 0        | 8         | 0        | 0        | .259        |
| Fingers       | 0        | 0        | 7.71        | 2        | 0        | 0        | 1        | 0        | 0        | 2.1         | 2         | 2         | 2         | 0        | 0        | 1         | 0        | 2         | 0        | 0        | .250        |
| Grant         | 0        | 0        | 0.00        | 1        | 0        | 0        | 1        | 0        | 0        | 2.0         | 3         | 0         | 0         | 0        | 0        | 0         | 0        | 2         | 0        | 0        | .333        |
| Hunter        | 0        | 1        | 5.63        | 1        | 1        | 0        | 0        | 0        | 0        | 8.0         | 7         | 5         | 5         | 4        | 0        | 2         | 0        | 6         | 0        | 0        | .233        |
| Knowles       | 0        | 0        | 0.00        | 1        | 0        | 0        | 0        | 0        | 0        | 0.1         | 1         | 0         | 0         | 0        | 0        | 0         | 0        | 0         | 1        | 0        | .500        |
| Locker        | 0        | 0        | 0.00        | 1        | 0        | 0        | 0        | 0        | 0        | 0.2         | 0         | 0         | 0         | 0        | 0        | 2         | 0        | 0         | 0        | 0        | .000        |
| Segui         | 0        | 1        | 5.79        | 1        | 1        | 0        | 0        | 0        | 0        | 4.2         | 6         | 3         | 3         | 0        | 0        | 6         | 2        | 4         | 0        | 0        | .333        |
| <b>Totals</b> | <b>0</b> | <b>3</b> | <b>5.40</b> | <b>3</b> | <b>3</b> | <b>1</b> | <b>2</b> | <b>0</b> | <b>0</b> | <b>25.0</b> | <b>26</b> | <b>15</b> | <b>15</b> | <b>4</b> | <b>0</b> | <b>13</b> | <b>2</b> | <b>22</b> | <b>1</b> | <b>0</b> | <b>.274</b> |

### [Results and Boxscores](#)



## 1972 AMERICAN LEAGUE CHAMPIONSHIP SERIES

Forty-one years after the Philadelphia Athletics won the American League Pennant, the Oakland A's recorded the organization's next pennant with a hard fought three games to two triumph over Detroit. It was the first time in the four-year history of the ALCS that the playoffs had gone more than three games. The A's used superb pitching, scoring just a total of 13 runs in the five games, but allowing only 10. The series also saw a near brawl between Tigers manager Billy Martin and A's shortstop Campy Campaneris, who threw his bat at Tiger hurler Lerrin LaGrow after being hit by a pitch.

In Game 1, the Tigers scored a run in the top of the 11th inning on an Al Kaline home run to take a 2-1 lead but Gonzalo Marquez tied the game in the bottom of the inning on a pinch-hit RBI single. A Kaline throwing error on the play allowed Gene Tenace to score the winning run. ALCS MVP Blue Moon Odom tossed a three-hit shutout in a 5-0 A's win in Game 2. Campaneris had three hits, two runs and two steals but was suspended for the remainder of the playoffs by American League President Joe Cronin after the bat throwing incident. Joe Coleman blanked the A's 3-0 on seven hits in Game 3 and the Tigers won 4-3 in 10 innings in Game 4. The A's scored two runs in the top of the 10th for a 3-1 lead but the Tigers scored three times in the bottom of the 10th, including the game-winning single by Jim Northrup. In Game 5, Vida Blue pitched four innings of shutout relief to pick up the save for Odom. Gene Tenace's two-out RBI single in the fourth inning scored George Hendrick with the winning run.

### FINAL STATISTICS

| PLAYER        | AVG         | G        | AB         | R         | H         | TB        | 2B       | 3B       | HR       | RBI       | SH       | SF       | HP       | BB        | IBB      | SO        | SB       | CS       | DP       | E        | SLG         | OBP         |
|---------------|-------------|----------|------------|-----------|-----------|-----------|----------|----------|----------|-----------|----------|----------|----------|-----------|----------|-----------|----------|----------|----------|----------|-------------|-------------|
| Alou          | .381        | 5        | 21         | 2         | 8         | 12        | 4        | 0        | 0        | 2         | 1        | 0        | 1        | 0         | 0        | 2         | 1        | 1        | 1        | 0        | .571        | .409        |
| Bando         | .200        | 5        | 20         | 0         | 4         | 4         | 0        | 0        | 0        | 2         | 0        | 0        | 0        | 0         | 3        | 0         | 0        | 0        | 0        | 0        | .200        | .200        |
| Blue          | .000        | 4        | 1          | 0         | 0         | 0         | 0        | 0        | 0        | 0         | 0        | 0        | 0        | 0         | 0        | 0         | 0        | 0        | 0        | 0        | .000        | .000        |
| Campaneris    | .429        | 2        | 7          | 3         | 3         | 3         | 0        | 0        | 0        | 0         | 0        | 0        | 1        | 1         | 0        | 2         | 0        | 0        | 0        | .429     | .556        |             |
| Cullen        | .000        | 2        | 1          | 0         | 0         | 0         | 0        | 0        | 0        | 0         | 0        | 0        | 0        | 0         | 0        | 0         | 0        | 0        | 0        | 0        | .000        | .000        |
| Duncan        | .000        | 2        | 2          | 0         | 0         | 0         | 0        | 0        | 0        | 0         | 0        | 0        | 0        | 1         | 0        | 1         | 0        | 0        | 0        | .000     | .333        |             |
| Epstein       | .188        | 5        | 16         | 1         | 3         | 6         | 0        | 0        | 1        | 1         | 0        | 0        | 1        | 4         | 0        | 5         | 1        | 0        | 0        | .375     | .381        |             |
| Fingers       | .000        | 3        | 1          | 0         | 0         | 0         | 0        | 0        | 0        | 0         | 0        | 0        | 0        | 0         | 0        | 0         | 0        | 0        | 0        | 0        | .000        | .000        |
| Green         | .125        | 5        | 8          | 0         | 1         | 2         | 1        | 0        | 0        | 0         | 0        | 0        | 0        | 0         | 0        | 0         | 0        | 0        | 1        | 0        | .250        | .125        |
| Hegan         | .000        | 3        | 1          | 1         | 0         | 0         | 0        | 0        | 0        | 0         | 0        | 0        | 0        | 0         | 0        | 0         | 0        | 0        | 0        | 0        | .000        | .000        |
| Hendrick      | .143        | 5        | 7          | 2         | 1         | 1         | 0        | 0        | 0        | 0         | 0        | 0        | 0        | 0         | 0        | 1         | 0        | 0        | 0        | .143     | .143        |             |
| Holtzman      | .000        | 1        | 1          | 0         | 0         | 0         | 0        | 0        | 0        | 0         | 0        | 0        | 0        | 0         | 0        | 1         | 0        | 0        | 0        | .000     | .000        |             |
| Hunter        | .167        | 2        | 6          | 0         | 1         | 1         | 0        | 0        | 0        | 0         | 0        | 0        | 0        | 0         | 0        | 2         | 0        | 0        | 0        | .167     | .167        |             |
| Jackson       | .278        | 5        | 18         | 1         | 5         | 6         | 1        | 0        | 0        | 2         | 0        | 0        | 0        | 1         | 0        | 6         | 2        | 0        | 0        | .333     | .316        |             |
| Kubiak        | .500        | 4        | 4          | 0         | 2         | 2         | 0        | 0        | 0        | 1         | 0        | 0        | 0        | 0         | 0        | 0         | 0        | 0        | 0        | 1        | .500        | .500        |
| Mangual       | .000        | 3        | 3          | 0         | 0         | 0         | 0        | 0        | 0        | 0         | 0        | 0        | 0        | 0         | 0        | 1         | 0        | 0        | 0        | .000     | .000        |             |
| Marquez       | .667        | 3        | 3          | 1         | 2         | 2         | 0        | 0        | 0        | 1         | 0        | 0        | 0        | 0         | 0        | 0         | 0        | 0        | 0        | .667     | .667        |             |
| Maxvill       | .125        | 5        | 8          | 0         | 1         | 1         | 0        | 0        | 0        | 0         | 0        | 0        | 1        | 0         | 2        | 1         | 0        | 0        | 0        | .125     | .222        |             |
| Mincher       | .000        | 1        | 1          | 0         | 0         | 0         | 0        | 0        | 0        | 0         | 0        | 0        | 0        | 0         | 0        | 1         | 0        | 0        | 0        | .000     | .000        |             |
| Odom          | .250        | 3        | 4          | 0         | 1         | 2         | 1        | 0        | 0        | 1         | 0        | 0        | 0        | 0         | 1        | 0         | 0        | 0        | 0        | .500     | .250        |             |
| Rudi          | .250        | 5        | 20         | 1         | 5         | 6         | 1        | 0        | 0        | 2         | 0        | 1        | 0        | 1         | 0        | 4         | 0        | 0        | 0        | .300     | .273        |             |
| Tenace        | .059        | 5        | 17         | 1         | 1         | 1         | 0        | 0        | 0        | 1         | 0        | 0        | 0        | 3         | 0        | 5         | 0        | 1        | 0        | .059     | .200        |             |
| <b>Totals</b> | <b>.224</b> | <b>5</b> | <b>170</b> | <b>13</b> | <b>38</b> | <b>49</b> | <b>8</b> | <b>0</b> | <b>1</b> | <b>10</b> | <b>4</b> | <b>1</b> | <b>3</b> | <b>12</b> | <b>0</b> | <b>35</b> | <b>7</b> | <b>2</b> | <b>2</b> | <b>3</b> | <b>.288</b> | <b>.285</b> |

| PITCHER       | W        | L        | ERA         | G        | GS       | CG       | GF       | SHO      | SV       | IP          | H         | R         | ER       | HR       | HB       | BB        | IBB      | SO        | WP       | BK       | AVG         |
|---------------|----------|----------|-------------|----------|----------|----------|----------|----------|----------|-------------|-----------|-----------|----------|----------|----------|-----------|----------|-----------|----------|----------|-------------|
| Blue          | 0        | 0        | 0.00        | 4        | 0        | 0        | 1        | 0        | 1        | 5.1         | 4         | 0         | 0        | 0        | 0        | 1         | 1        | 5         | 0        | 0        | .200        |
| Fingers       | 1        | 0        | 1.69        | 3        | 0        | 0        | 1        | 0        | 0        | 5.1         | 4         | 1         | 1        | 1        | 0        | 1         | 0        | 3         | 0        | 0        | .250        |
| Hamilton      | 0        | 0        | 0.00        | 1        | 0        | 0        | 1        | 0        | 0        | 0.0         | 1         | 0         | 0        | 0        | 0        | 1         | 0        | 0         | 0        | 0        | 1.000       |
| Holtzman      | 0        | 1        | 4.50        | 1        | 1        | 0        | 0        | 0        | 0        | 4.0         | 4         | 2         | 2        | 0        | 0        | 2         | 0        | 2         | 0        | 0        | .267        |
| Horlen        | 0        | 1        | INF         | 1        | 0        | 0        | 0        | 0        | 0        | 0.0         | 0         | 1         | 1        | 0        | 0        | 1         | 0        | 0         | 1        | 0        | .000        |
| Hunter        | 0        | 0        | 1.17        | 2        | 2        | 0        | 0        | 0        | 0        | 15.1        | 10        | 2         | 2        | 2        | 0        | 5         | 1        | 9         | 0        | 0        | .185        |
| Locker        | 0        | 0        | 13.50       | 2        | 0        | 0        | 1        | 0        | 0        | 2.0         | 4         | 3         | 3        | 1        | 0        | 0         | 0        | 1         | 0        | 0        | .444        |
| Odom          | 2        | 0        | 0.00        | 2        | 2        | 1        | 0        | 1        | 0        | 14.0        | 5         | 1         | 0        | 0        | 0        | 2         | 0        | 5         | 1        | 0        | .109        |
| <b>Totals</b> | <b>3</b> | <b>2</b> | <b>1.76</b> | <b>5</b> | <b>5</b> | <b>1</b> | <b>4</b> | <b>1</b> | <b>1</b> | <b>46.0</b> | <b>32</b> | <b>10</b> | <b>9</b> | <b>4</b> | <b>0</b> | <b>13</b> | <b>2</b> | <b>25</b> | <b>2</b> | <b>0</b> | <b>.198</b> |

### Results and Boxscores

## 1972 WORLD SERIES

The A's win their first World Championship in Oakland, the first for the Athletics franchise since 1930, defeating Cincinnati, four games to three. Six of the seven games are decided by one run and Gene Tenace picks up the offensive slack for Reggie Jackson who misses the entire series after pulling a hamstring in the ALCS. Tenace hits .348 with four home runs and nine RBI in the seven games to earn World Series MVP honors.

Tenace homered in his first two at bats of the series, hitting a two-run homer in the second and a solo shot in the fifth to lead the A's to a 3-2 win in Game 1. Catfish Hunter tossed 8 2/3 innings of six-hit, one-run baseball in Game 2 before yielding to Rollie Fingers who got the final out in the A's 2-1 win. Joe Rudi homered and made a spectacular catch off the bat of Denis Menke in the ninth. After a rainout in Oakland, the Reds won Game 3, 1-0 on a combined three-hitter by Jack Billingham and Clay Carroll. In Game 4, the A's trailed 2-1 entering the bottom of the ninth before scoring twice on pinch hit RBI singles by Don Mincher and Angel Mangual to take a 3-1 lead in the series. The Reds scored once in the eighth and once in the ninth off Rollie Fingers to win Game 5, 5-4 and then won 8-1 in Game 6 to even the series at three games each. In Game 7, the score was tied at one after five innings when Tenace delivered a RBI double to give the A's the lead. Sal Bando followed with a RBI double and Rollie Fingers pitched two scoreless innings for the save.

### FINAL STATISTICS

| PLAYER        | AVG         | G        | AB         | R         | H         | TB        | 2B       | 3B       | HR       | RBI       | SH       | SF       | HP       | BB        | IBB      | SO        | SB       | CS       | DP       | E        | SLG         | OBP         |
|---------------|-------------|----------|------------|-----------|-----------|-----------|----------|----------|----------|-----------|----------|----------|----------|-----------|----------|-----------|----------|----------|----------|----------|-------------|-------------|
| Alou          | .042        | 7        | 24         | 0         | 1         | 1         | 0        | 0        | 0        | 1         | 0        | 0        | 0        | 3         | 1        | 0         | 1        | 0        | 0        | 1        | .042        | .148        |
| Bando         | .269        | 7        | 26         | 2         | 7         | 8         | 1        | 0        | 0        | 1         | 0        | 0        | 2        | 1         | 5        | 0         | 0        | 1        | 1        | .308     | .321        |             |
| Blue          | .000        | 4        | 1          | 0         | 0         | 0         | 0        | 0        | 0        | 0         | 0        | 0        | 0        | 2         | 0        | 1         | 0        | 0        | 0        | .000     | .667        |             |
| Campaneris    | .179        | 7        | 28         | 1         | 5         | 5         | 0        | 0        | 0        | 0         | 2        | 0        | 1        | 0         | 4        | 0         | 1        | 0        | 1        | .179     | .207        |             |
| Duncan        | .200        | 3        | 5          | 0         | 1         | 1         | 0        | 0        | 0        | 0         | 0        | 0        | 0        | 1         | 0        | 3         | 0        | 0        | 0        | .200     | .333        |             |
| Epstein       | .000        | 6        | 16         | 1         | 0         | 0         | 0        | 0        | 0        | 0         | 0        | 0        | 5        | 1         | 3        | 0         | 0        | 0        | 2        | .000     | .238        |             |
| Fingers       | .000        | 6        | 1          | 0         | 0         | 0         | 0        | 0        | 0        | 0         | 1        | 0        | 0        | 0         | 0        | 0         | 0        | 0        | 0        | .000     | .000        |             |
| Green         | .333        | 7        | 18         | 0         | 6         | 8         | 2        | 0        | 0        | 1         | 0        | 0        | 0        | 0         | 4        | 0         | 0        | 0        | 0        | .444     | .333        |             |
| Hegan         | .200        | 6        | 5          | 0         | 1         | 1         | 0        | 0        | 0        | 0         | 0        | 0        | 0        | 0         | 2        | 0         | 0        | 0        | 0        | .200     | .200        |             |
| Hendrick      | .133        | 5        | 15         | 3         | 2         | 2         | 0        | 0        | 0        | 0         | 1        | 0        | 0        | 1         | 0        | 2         | 0        | 0        | 1        | .133     | .188        |             |
| Holtzman      | .000        | 3        | 5          | 0         | 0         | 0         | 0        | 0        | 0        | 0         | 0        | 0        | 0        | 0         | 0        | 0         | 0        | 0        | 0        | .000     | .000        |             |
| Hunter        | .200        | 3        | 5          | 0         | 1         | 1         | 0        | 0        | 0        | 1         | 0        | 0        | 0        | 2         | 0        | 1         | 0        | 0        | 0        | .200     | .429        |             |
| Kubiak        | .333        | 4        | 3          | 0         | 1         | 1         | 0        | 0        | 0        | 0         | 0        | 0        | 0        | 0         | 0        | 0         | 0        | 0        | 0        | .333     | .333        |             |
| Lewis         | —           | 6        | 0          | 2         | 0         | 0         | 0        | 0        | 0        | 0         | 0        | 0        | 0        | 0         | 0        | 0         | 0        | 2        | 0        | —        | —           |             |
| Mangual       | .300        | 4        | 10         | 1         | 3         | 3         | 0        | 0        | 0        | 1         | 1        | 0        | 0        | 0         | 0        | 0         | 0        | 0        | 0        | .300     | .300        |             |
| Marquez       | .600        | 5        | 5          | 0         | 3         | 3         | 0        | 0        | 0        | 1         | 0        | 0        | 0        | 0         | 0        | 0         | 0        | 0        | 0        | .600     | .600        |             |
| Mincher       | 1.000       | 3        | 1          | 0         | 1         | 1         | 0        | 0        | 0        | 1         | 0        | 0        | 0        | 0         | 0        | 0         | 0        | 0        | 0        | 1.000    | 1.000       |             |
| Odom          | .000        | 4        | 4          | 0         | 0         | 0         | 0        | 0        | 0        | 0         | 0        | 0        | 0        | 0         | 3        | 0         | 0        | 0        | 0        | .000     | .000        |             |
| Rudi          | .240        | 7        | 25         | 1         | 6         | 9         | 0        | 0        | 1        | 1         | 0        | 0        | 1        | 2         | 1        | 5         | 0        | 0        | 0        | .360     | .321        |             |
| Tenace        | .348        | 7        | 23         | 5         | 8         | 21        | 1        | 0        | 4        | 9         | 0        | 0        | 0        | 2         | 1        | 4         | 0        | 0        | 1        | .913     | .400        |             |
| <b>Totals</b> | <b>.209</b> | <b>7</b> | <b>220</b> | <b>16</b> | <b>46</b> | <b>65</b> | <b>4</b> | <b>0</b> | <b>5</b> | <b>16</b> | <b>6</b> | <b>0</b> | <b>1</b> | <b>21</b> | <b>5</b> | <b>37</b> | <b>1</b> | <b>3</b> | <b>2</b> | <b>9</b> | <b>.295</b> | <b>.281</b> |

| PITCHER       | W        | L        | ERA         | G        | GS       | CG       | GF       | SHO      | SV       | IP          | H         | R         | ER        | HR       | HB       | BB        | IBB      | SO        | WP       | BK       | AVG         |
|---------------|----------|----------|-------------|----------|----------|----------|----------|----------|----------|-------------|-----------|-----------|-----------|----------|----------|-----------|----------|-----------|----------|----------|-------------|
| Blue          | 0        | 1        | 4.15        | 4        | 1        | 0        | 1        | 0        | 1        | 8.2         | 8         | 4         | 4         | 1        | 0        | 5         | 1        | 5         | 1        | 0        | .258        |
| Fingers       | 1        | 1        | 1.74        | 6        | 0        | 0        | 4        | 0        | 2        | 10.1        | 4         | 2         | 2         | 0        | 1        | 4         | 2        | 11        | 1        | 0        | .125        |
| Hamilton      | 0        | 0        | 27.00       | 2        | 0        | 0        | 1        | 0        | 0        | 1.1         | 3         | 4         | 4         | 0        | 0        | 1         | 1        | 1         | 0        | 0        | .500        |
| Holtzman      | 1        | 0        | 2.13        | 3        | 2        | 0        | 0        | 0        | 0        | 12.2        | 11        | 3         | 3         | 0        | 0        | 3         | 1        | 4         | 0        | 0        | .234        |
| Horlen        | 0        | 0        | 6.75        | 1        | 0        | 0        | 1        | 0        | 0        | 1.1         | 2         | 1         | 1         | 0        | 0        | 2         | 1        | 1         | 1        | 0        | .333        |
| Hunter        | 2        | 0        | 2.81        | 3        | 2        | 0        | 0        | 0        | 0        | 16.0        | 12        | 5         | 5         | 2        | 0        | 6         | 2        | 11        | 1        | 0        | .203        |
| Locker        | 0        | 0        | 0.00        | 1        | 0        | 0        | 0        | 0        | 0        | 0.1         | 1         | 0         | 0         | 0        | 0        | 0         | 0        | 0         | 0        | 0        | .500        |
| Odom          | 0        | 1        | 1.59        | 2        | 2        | 0        | 0        | 0        | 0        | 11.1        | 5         | 2         | 2         | 0        | 0        | 6         | 0        | 13        | 0        | 0        | .135        |
| <b>Totals</b> | <b>4</b> | <b>3</b> | <b>3.05</b> | <b>7</b> | <b>7</b> | <b>0</b> | <b>7</b> | <b>0</b> | <b>3</b> | <b>62.0</b> | <b>46</b> | <b>21</b> | <b>21</b> | <b>3</b> | <b>1</b> | <b>27</b> | <b>8</b> | <b>46</b> | <b>4</b> | <b>0</b> | <b>.209</b> |

### [Results and Boxscores](#)

## 1973 AMERICAN LEAGUE CHAMPIONSHIP SERIES

The A's win their second consecutive American League Pennant, defeating Baltimore three games to two. It was the second consecutive year that the ALCS had gone the maximum five games after having been decided in three games each year previously. In a rematch of the 1971 ALCS, it was pitching again that was the key, this time for the A's. Five of the six A's pitchers had ERAs under 2.00 for the series.

Jim Palmer tossed a five-hit shutout to defeat the A's 6-0 in Game 1 but the A's evened the series with a 6-3 win in Game 2. Sal Bando homered twice off Dave McNally and Campy Campaneris and Joe Rudi also homered for the A's. The A's won Game 3, 2-1 in 11 innings as both Ken Holtzman and Mike Cuellar went the distance. Holtzman allowed just three hits and Cuellar had allowed just three before Campaneris homered to lead off the bottom of the 11th. The A's appeared to have the series locked up in Game 4 as they had a 4-0 lead after six innings. Baltimore then scored four times off Vida Blue in the seventh and once off losing pitcher Rollie Fingers in the eighth for a 5-4 win. ALCS MVP Catfish Hunter then tossed a five-hit shutout in Game 5 as the A's won 3-0 to clinch the series.

### FINAL STATISTICS

| PLAYER        | AVG         | G        | AB         | R         | H         | TB        | 2B       | 3B       | HR       | RBI       | SH       | SF       | HP       | BB        | IBB      | SO        | SB       | CS       | DP       | E        | SLG         | OBP         |
|---------------|-------------|----------|------------|-----------|-----------|-----------|----------|----------|----------|-----------|----------|----------|----------|-----------|----------|-----------|----------|----------|----------|----------|-------------|-------------|
| Alou          | .333        | 4        | 6          | 0         | 2         | 2         | 0        | 0        | 0        | 1         | 0        | 0        | 0        | 0         | 0        | 1         | 0        | 0        | 0        | 0        | .333        | .333        |
| Andrews       | .000        | 2        | 1          | 0         | 0         | 0         | 0        | 0        | 0        | 0         | 1        | 0        | 0        | 0         | 0        | 0         | 0        | 0        | 0        | 0        | .000        | .000        |
| Bando         | .167        | 5        | 18         | 2         | 3         | 9         | 0        | 0        | 2        | 3         | 0        | 0        | 1        | 3         | 0        | 6         | 0        | 0        | 0        | 0        | .500        | .318        |
| Bourque       | .000        | 2        | 1          | 0         | 0         | 0         | 0        | 0        | 0        | 0         | 0        | 0        | 0        | 2         | 1        | 1         | 0        | 0        | 0        | 0        | .000        | .667        |
| Campaneris    | .333        | 5        | 21         | 3         | 7         | 14        | 1        | 0        | 2        | 3         | 0        | 0        | 0        | 2         | 0        | 2         | 3        | 0        | 0        | 2        | .667        | .391        |
| Conigliaro    | .000        | 1        | 4          | 0         | 0         | 0         | 0        | 0        | 0        | 0         | 0        | 0        | 0        | 0         | 0        | 2         | 0        | 0        | 0        | 0        | .000        | .000        |
| Davalillo     | .625        | 4        | 8          | 2         | 5         | 8         | 1        | 1        | 0        | 1         | 0        | 0        | 0        | 1         | 1        | 0         | 0        | 0        | 1        | 1        | 1.000       | .667        |
| Fosse         | .091        | 5        | 11         | 2         | 1         | 2         | 1        | 0        | 0        | 3         | 1        | 1        | 0        | 2         | 0        | 2         | 0        | 0        | 0        | 0        | .182        | .214        |
| Green         | .077        | 5        | 13         | 0         | 1         | 2         | 1        | 0        | 0        | 1         | 1        | 0        | 0        | 0         | 0        | 4         | 0        | 0        | 0        | 1        | .154        | .077        |
| Jackson       | .143        | 5        | 21         | 0         | 3         | 3         | 0        | 0        | 0        | 0         | 0        | 0        | 0        | 0         | 0        | 6         | 0        | 1        | 0        | 0        | .143        | .143        |
| Johnson       | .100        | 4        | 10         | 0         | 1         | 1         | 0        | 0        | 0        | 0         | 0        | 0        | 0        | 2         | 0        | 6         | 0        | 0        | 0        | 0        | .100        | .250        |
| Kubiak        | .000        | 3        | 2          | 0         | 0         | 0         | 0        | 0        | 0        | 0         | 0        | 0        | 0        | 0         | 0        | 1         | 0        | 0        | 1        | 0        | .000        | .000        |
| Lewis         | —           | 2        | 0          | 1         | 0         | 0         | 0        | 0        | 0        | 0         | 0        | 0        | 0        | 0         | 0        | 0         | 0        | 0        | 0        | 0        | —           | —           |
| Mangual       | .111        | 3        | 9          | 1         | 1         | 1         | 0        | 0        | 0        | 0         | 0        | 0        | 0        | 0         | 0        | 3         | 0        | 0        | 0        | 0        | .111        | .111        |
| Rudi          | .222        | 5        | 18         | 1         | 4         | 7         | 0        | 0        | 1        | 3         | 1        | 0        | 0        | 3         | 1        | 1         | 0        | 0        | 0        | 0        | .389        | .333        |
| Tenace        | .235        | 5        | 17         | 3         | 4         | 5         | 1        | 0        | 0        | 0         | 0        | 0        | 1        | 2         | 0        | 4         | 0        | 0        | 0        | 0        | .294        | .350        |
| <b>Totals</b> | <b>.200</b> | <b>5</b> | <b>160</b> | <b>15</b> | <b>32</b> | <b>54</b> | <b>5</b> | <b>1</b> | <b>5</b> | <b>15</b> | <b>4</b> | <b>1</b> | <b>2</b> | <b>17</b> | <b>3</b> | <b>39</b> | <b>3</b> | <b>1</b> | <b>2</b> | <b>4</b> | <b>.338</b> | <b>.283</b> |

| PITCHER       | W        | L        | ERA         | G        | GS       | CG       | GF       | SHO      | SV       | IP          | H         | R         | ER        | HR       | HB       | BB        | IBB      | SO        | WP       | BK       | AVG         |
|---------------|----------|----------|-------------|----------|----------|----------|----------|----------|----------|-------------|-----------|-----------|-----------|----------|----------|-----------|----------|-----------|----------|----------|-------------|
| Blue          | 0        | 1        | 10.29       | 2        | 2        | 0        | 0        | 0        | 0        | 7.0         | 8         | 8         | 8         | 1        | 0        | 5         | 0        | 3         | 1        | 0        | .286        |
| Fingers       | 0        | 1        | 1.93        | 3        | 0        | 0        | 3        | 0        | 1        | 4.2         | 4         | 1         | 1         | 1        | 0        | 2         | 0        | 4         | 0        | 0        | .250        |
| Holtzman      | 1        | 0        | 0.82        | 1        | 1        | 1        | 0        | 0        | 0        | 11.0        | 3         | 1         | 1         | 1        | 0        | 1         | 0        | 7         | 0        | 0        | .081        |
| Hunter        | 2        | 0        | 1.65        | 2        | 2        | 1        | 0        | 1        | 0        | 16.1        | 12        | 3         | 3         | 0        | 1        | 5         | 1        | 6         | 0        | 0        | .200        |
| Odom          | 0        | 0        | 1.80        | 1        | 0        | 0        | 0        | 0        | 0        | 5.0         | 6         | 2         | 1         | 0        | 0        | 2         | 0        | 4         | 0        | 0        | .286        |
| Pina          | 0        | 0        | 0.00        | 1        | 0        | 0        | 0        | 0        | 0        | 2.0         | 3         | 0         | 0         | 0        | 1        | 1         | 0        | 1         | 0        | 0        | .333        |
| <b>Totals</b> | <b>3</b> | <b>2</b> | <b>2.74</b> | <b>5</b> | <b>5</b> | <b>2</b> | <b>3</b> | <b>1</b> | <b>1</b> | <b>46.0</b> | <b>36</b> | <b>15</b> | <b>14</b> | <b>3</b> | <b>2</b> | <b>16</b> | <b>1</b> | <b>25</b> | <b>1</b> | <b>0</b> | <b>.211</b> |

### [Results and Boxscores](#)

## 1973 WORLD SERIES

The A's win their second consecutive World Championship, winning Games 6 and 7 to defeat the New York Mets, four games to three. Reggie Jackson was named MVP of the series after hitting .310 with a home run and six RBI and Ken Holtzman was the winning pitcher in two of the A's four victories. The series also featured the "firing" of Mike Andrews by A's owner Charlie Finley after his two 12th-inning errors in Game 2 helped the Mets to a 10-7 win. Andrews did make another appearance in the series, grounding out as a pinch hitter in Game 4.

Holtzman picks up the win in the A's 2-1 victory in Game 1. The A's collect just three hits off Mets starter Jon Matlack but all come in the third inning as Holtzman doubles and scores on an error and Joe Rudi has a RBI single. The Mets score four runs off Rollie Fingers in the 12th inning of Game 2 to defeat the A's 10-7, but only one run was earned as Andrews committed two errors. Game 3 went 11 innings but the A's won 3-2 on a RBI single by Campy Campaneris in the top of the 11th. The A's lost Game 4, 6-1 as Rusty Staub was a perfect 4-for-4 to even the series at two games apiece. Jerry Koosman and Tug McGraw then combined to three-hit the A's in a 2-0 win in Game 5 but the A's came back to win the final two games in Oakland. In Game 6, Reggie Jackson doubled twice, singled and drove in two runs in the A's 3-1 victory. The A's had gone the entire series without a home run before Campaneris hit a two-run home run in the third inning in Game 2. Jackson added a two-run homer later in the inning and Darold Knowles retired Wayne Garrett with runners on first and third in the ninth to save the A's 5-2 win.

### FINAL STATISTICS

| PLAYER        | AVG         | G        | AB         | R         | H         | TB        | 2B        | 3B       | HR       | RBI       | SH       | SF       | HP       | BB        | IBB      | SO        | SB       | CS       | DP       | E        | SLG         | OBP         |
|---------------|-------------|----------|------------|-----------|-----------|-----------|-----------|----------|----------|-----------|----------|----------|----------|-----------|----------|-----------|----------|----------|----------|----------|-------------|-------------|
| Alou          | .158        | 7        | 19         | 0         | 3         | 4         | 1         | 0        | 0        | 3         | 0        | 1        | 0        | 0         | 0        | 0         | 0        | 0        | 0        | 0        | .211        | .150        |
| Andrews       | .000        | 2        | 3          | 0         | 0         | 0         | 0         | 0        | 0        | 0         | 0        | 0        | 1        | 0         | 1        | 0         | 0        | 0        | 0        | 2        | .000        | .250        |
| Bando         | .231        | 7        | 26         | 5         | 6         | 9         | 1         | 1        | 0        | 1         | 1        | 0        | 0        | 4         | 1        | 7         | 0        | 0        | 0        | 1        | .346        | .333        |
| Blue          | .000        | 2        | 4          | 0         | 0         | 0         | 0         | 0        | 0        | 0         | 0        | 0        | 0        | 0         | 0        | 4         | 0        | 0        | 0        | 0        | .000        | .000        |
| Bourque       | .500        | 2        | 2          | 0         | 1         | 1         | 0         | 0        | 0        | 0         | 0        | 0        | 0        | 0         | 0        | 0         | 0        | 0        | 0        | 0        | .500        | .500        |
| Campaneris    | .290        | 7        | 31         | 6         | 9         | 14        | 0         | 1        | 1        | 3         | 0        | 0        | 2        | 1         | 0        | 7         | 3        | 0        | 0        | 1        | .452        | .353        |
| Conigliaro    | .000        | 3        | 3          | 0         | 0         | 0         | 0         | 0        | 0        | 0         | 0        | 0        | 0        | 0         | 0        | 1         | 0        | 0        | 0        | 0        | .000        | .000        |
| Davalillo     | .091        | 6        | 11         | 0         | 1         | 1         | 0         | 0        | 0        | 0         | 0        | 0        | 0        | 2         | 0        | 1         | 0        | 0        | 0        | 0        | .091        | .231        |
| Fingers       | .333        | 6        | 3          | 0         | 1         | 1         | 0         | 0        | 0        | 0         | 0        | 0        | 0        | 0         | 0        | 1         | 0        | 0        | 0        | 0        | .333        | .333        |
| Fosse         | .158        | 7        | 19         | 0         | 3         | 4         | 1         | 0        | 0        | 0         | 0        | 0        | 0        | 1         | 1        | 4         | 0        | 0        | 0        | 0        | .211        | .200        |
| Green         | .063        | 7        | 16         | 0         | 1         | 1         | 0         | 0        | 0        | 0         | 0        | 0        | 0        | 1         | 0        | 6         | 0        | 1        | 0        | 0        | .063        | .118        |
| Holtzman      | .667        | 3        | 3          | 2         | 2         | 4         | 2         | 0        | 0        | 0         | 0        | 0        | 0        | 0         | 0        | 0         | 0        | 0        | 0        | 0        | 1.333       | .667        |
| Hunter        | .000        | 2        | 5          | 0         | 0         | 0         | 0         | 0        | 0        | 0         | 0        | 0        | 0        | 0         | 0        | 3         | 0        | 0        | 0        | 1        | .000        | .000        |
| Jackson       | .310        | 7        | 29         | 3         | 9         | 17        | 3         | 1        | 1        | 6         | 0        | 0        | 0        | 2         | 0        | 7         | 0        | 0        | 1        | 0        | .586        | .355        |
| Johnson       | .300        | 6        | 10         | 0         | 3         | 4         | 1         | 0        | 0        | 0         | 0        | 0        | 0        | 1         | 0        | 4         | 0        | 0        | 0        | 0        | .400        | .364        |
| Knowles       | —           | 0        | 0          | 0         | 0         | 0         | 0         | 0        | 0        | 0         | 0        | 0        | 0        | 0         | 0        | 0         | 0        | 0        | 0        | 1        | —           | —           |
| Kubiak        | .000        | 4        | 3          | 1         | 0         | 0         | 0         | 0        | 0        | 0         | 0        | 0        | 0        | 1         | 0        | 1         | 0        | 0        | 0        | 0        | .000        | .250        |
| Lewis         | —           | 3        | 0          | 1         | 0         | 0         | 0         | 0        | 0        | 0         | 0        | 0        | 0        | 0         | 0        | 0         | 0        | 0        | 0        | 0        | —           | —           |
| Lindblad      | .000        | 3        | 1          | 0         | 0         | 0         | 0         | 0        | 0        | 0         | 0        | 0        | 0        | 0         | 0        | 0         | 0        | 0        | 0        | 0        | .000        | .000        |
| Mangual       | .000        | 5        | 6          | 0         | 0         | 0         | 0         | 0        | 0        | 0         | 0        | 0        | 0        | 0         | 0        | 3         | 0        | 0        | 0        | 0        | .000        | .000        |
| Odom          | .000        | 3        | 1          | 0         | 0         | 0         | 0         | 0        | 0        | 0         | 0        | 0        | 0        | 0         | 0        | 1         | 0        | 0        | 0        | 0        | .000        | .000        |
| Rudi          | .333        | 7        | 27         | 3         | 9         | 11        | 2         | 0        | 0        | 4         | 1        | 0        | 0        | 3         | 0        | 4         | 0        | 1        | 0        | 0        | .407        | .400        |
| Tenace        | .158        | 7        | 19         | 0         | 3         | 4         | 1         | 0        | 0        | 3         | 0        | 0        | 0        | 11        | 1        | 7         | 0        | 2        | 1        | 2        | .211        | .467        |
| <b>Totals</b> | <b>.212</b> | <b>7</b> | <b>241</b> | <b>21</b> | <b>51</b> | <b>75</b> | <b>12</b> | <b>3</b> | <b>2</b> | <b>20</b> | <b>2</b> | <b>1</b> | <b>2</b> | <b>28</b> | <b>3</b> | <b>62</b> | <b>3</b> | <b>4</b> | <b>2</b> | <b>9</b> | <b>.311</b> | <b>.298</b> |

| PITCHER       | W        | L        | ERA         | G        | GS       | CG       | GF       | SHO      | SV       | IP          | H         | R         | ER        | HR       | HB       | BB        | IBB      | SO        | WP       | BK       | AVG         |
|---------------|----------|----------|-------------|----------|----------|----------|----------|----------|----------|-------------|-----------|-----------|-----------|----------|----------|-----------|----------|-----------|----------|----------|-------------|
| Blue          | 0        | 1        | 4.91        | 2        | 2        | 0        | 0        | 0        | 0        | 11.0        | 10        | 6         | 6         | 2        | 0        | 3         | 0        | 8         | 1        | 0        | .222        |
| Fingers       | 0        | 1        | 0.66        | 6        | 0        | 0        | 3        | 0        | 2        | 13.2        | 13        | 5         | 1         | 0        | 1        | 4         | 1        | 8         | 0        | 0        | .250        |
| Holtzman      | 2        | 1        | 4.22        | 3        | 3        | 0        | 0        | 0        | 0        | 10.2        | 13        | 5         | 5         | 1        | 0        | 5         | 0        | 6         | 0        | 0        | .310        |
| Hunter        | 1        | 0        | 2.03        | 2        | 2        | 0        | 0        | 0        | 0        | 13.1        | 11        | 3         | 3         | 1        | 0        | 4         | 1        | 6         | 1        | 0        | .212        |
| Knowles       | 0        | 0        | 0.00        | 7        | 0        | 0        | 2        | 0        | 2        | 6.1         | 4         | 1         | 0         | 0        | 1        | 5         | 2        | 5         | 0        | 0        | .167        |
| Lindblad      | 1        | 0        | 0.00        | 3        | 0        | 0        | 2        | 0        | 0        | 3.1         | 4         | 0         | 0         | 0        | 0        | 1         | 1        | 1         | 0        | 0        | .250        |
| Odom          | 0        | 0        | 3.86        | 2        | 0        | 0        | 0        | 0        | 0        | 4.2         | 5         | 2         | 2         | 0        | 0        | 2         | 0        | 2         | 1        | 0        | .294        |
| Pina          | 0        | 0        | 0.00        | 2        | 0        | 0        | 0        | 0        | 0        | 3.0         | 6         | 2         | 0         | 0        | 1        | 2         | 1        | 0         | 0        | 0        | .462        |
| <b>Totals</b> | <b>4</b> | <b>3</b> | <b>2.32</b> | <b>7</b> | <b>7</b> | <b>0</b> | <b>7</b> | <b>0</b> | <b>4</b> | <b>66.0</b> | <b>66</b> | <b>24</b> | <b>17</b> | <b>4</b> | <b>3</b> | <b>26</b> | <b>6</b> | <b>36</b> | <b>3</b> | <b>0</b> | <b>.253</b> |

### [Results and Boxscores](#)

## 1974 AMERICAN LEAGUE CHAMPIONSHIP SERIES

The A's and Orioles square off in the American League Championship Series for the third time in the last four years and the A's win their third straight American League Pennant, defeating the Orioles three games to one. Pitching was the key as Vida Blue, Ken Holtzman and Blue Moon Odom combined for 21.1 innings of scoreless pitching. Ray Fosse paced the A's offense with a .333 batting average, one home run and three RBI.

The A's lose Game 1 of the series, 6-3 as Paul Blair, Brooks Robinson and Bobby Grich all homer off A's starter Catfish Hunter. Ken Holtzman gets the A's back on track in Game 2 with a five-hit shutout in the A's 5-0 win and Ray Fosse adds three hits and three RBI. Game 3 is a pitchers duel between ALCS MVP Vida Blue and Jim Palmer and Blue comes out on the winning end when Sal Bando hits a solo home run in the fourth inning for the only run of the game. Palmer would allow just three other hits but Blue allowed just two and did not walk a batter. Jim Hunter tosses seven scoreless innings in Game 5 and A's pitchers extend their scoreless streak to 30 innings before Rollie Fingers allows a run in the ninth in the A's 2-1 win. The A's collect just one hit but walk 11 times.

### FINAL STATISTICS

| PLAYER        | AVG         | G        | AB         | R         | H         | TB        | 2B       | 3B       | HR       | RBI       | SH       | SF       | HP       | BB        | IBB      | SO        | SB       | CS       | DP       | E        | SLG         | OBP         |
|---------------|-------------|----------|------------|-----------|-----------|-----------|----------|----------|----------|-----------|----------|----------|----------|-----------|----------|-----------|----------|----------|----------|----------|-------------|-------------|
| Alou          | 1.000       | 1        | 1          | 0         | 1         | 1         | 0        | 0        | 0        | 0         | 0        | 0        | 0        | 0         | 0        | 0         | 0        | 0        | 0        | 0        | 1.000       | 1.000       |
| Bando         | .231        | 4        | 13         | 4         | 3         | 9         | 0        | 0        | 2        | 2         | 0        | 0        | 0        | 4         | 0        | 0         | 0        | 0        | 0        | 0        | .692        | .412        |
| Campaneris    | .176        | 4        | 17         | 0         | 3         | 3         | 0        | 0        | 3        | 0         | 1        | 0        | 0        | 0         | 0        | 3         | 1        | 1        | 1        | 1        | .176        | .167        |
| Fosse         | .333        | 4        | 12         | 1         | 4         | 8         | 1        | 0        | 1        | 3         | 1        | 0        | 0        | 1         | 0        | 2         | 0        | 0        | 0        | 0        | .667        | .385        |
| Green         | .222        | 4        | 9          | 0         | 2         | 2         | 0        | 0        | 0        | 0         | 1        | 0        | 0        | 2         | 0        | 1         | 0        | 0        | 0        | 2        | .222        | .364        |
| Holt          | —           | 2        | 0          | 0         | 0         | 0         | 0        | 0        | 0        | 0         | 0        | 0        | 0        | 1         | 1        | 0         | 0        | 0        | 0        | 0        | —           | 1.000       |
| Jackson       | .167        | 4        | 12         | 0         | 2         | 3         | 1        | 0        | 0        | 1         | 0        | 0        | 0        | 5         | 0        | 2         | 0        | 0        | 0        | 0        | .250        | .412        |
| Mangual       | .250        | 1        | 4          | 0         | 1         | 1         | 0        | 0        | 0        | 0         | 0        | 0        | 0        | 0         | 0        | 0         | 0        | 0        | 0        | 0        | .250        | .250        |
| Maxvill       | .000        | 1        | 1          | 0         | 0         | 0         | 0        | 0        | 0        | 0         | 0        | 0        | 0        | 0         | 0        | 1         | 0        | 0        | 0        | 0        | .000        | .000        |
| North         | .063        | 4        | 16         | 3         | 1         | 2         | 1        | 0        | 0        | 0         | 0        | 0        | 0        | 2         | 0        | 1         | 1        | 0        | 0        | 0        | .125        | .167        |
| Rudi          | .154        | 4        | 13         | 0         | 2         | 4         | 0        | 1        | 0        | 1         | 0        | 0        | 0        | 3         | 2        | 2         | 0        | 0        | 0        | 0        | .308        | .313        |
| Tenace        | .000        | 4        | 11         | 1         | 0         | 0         | 0        | 0        | 0        | 1         | 0        | 0        | 0        | 4         | 0        | 4         | 1        | 0        | 1        | 0        | .000        | .267        |
| Trillo        | —           | 1        | 0          | 1         | 0         | 0         | 0        | 0        | 0        | 0         | 0        | 0        | 0        | 0         | 0        | 0         | 0        | 0        | 0        | 0        | —           | —           |
| Washington, C | .273        | 4        | 11         | 1         | 3         | 4         | 1        | 0        | 0        | 0         | 0        | 0        | 1        | 0         | 0        | 0         | 0        | 0        | 1        | 0        | .364        | .333        |
| Washington, W | —           | 2        | 0          | 0         | 0         | 0         | 0        | 0        | 0        | 0         | 0        | 0        | 0        | 0         | 0        | 0         | 0        | 2        | 0        | 0        | —           | —           |
| <b>Totals</b> | <b>.183</b> | <b>4</b> | <b>120</b> | <b>11</b> | <b>22</b> | <b>37</b> | <b>4</b> | <b>1</b> | <b>3</b> | <b>11</b> | <b>2</b> | <b>1</b> | <b>1</b> | <b>22</b> | <b>3</b> | <b>16</b> | <b>3</b> | <b>3</b> | <b>3</b> | <b>2</b> | <b>.308</b> | <b>.313</b> |

| PITCHER       | W        | L        | ERA         | G        | GS       | CG       | GF       | SHO      | SV       | IP          | H         | R        | ER       | HR       | HB       | BB       | IBB      | SO        | WP       | BK       | AVG         |
|---------------|----------|----------|-------------|----------|----------|----------|----------|----------|----------|-------------|-----------|----------|----------|----------|----------|----------|----------|-----------|----------|----------|-------------|
| Blue          | 1        | 0        | 0.00        | 1        | 1        | 1        | 0        | 1        | 0        | 9.0         | 2         | 0        | 0        | 0        | 0        | 0        | 0        | 7         | 0        | 0        | .067        |
| Fingers       | 0        | 0        | 3.00        | 2        | 0        | 0        | 2        | 0        | 1        | 3.0         | 3         | 1        | 1        | 0        | 0        | 1        | 0        | 3         | 0        | 0        | .250        |
| Holtzman      | 1        | 0        | 0.00        | 1        | 1        | 1        | 0        | 1        | 0        | 9.0         | 5         | 0        | 0        | 0        | 0        | 2        | 0        | 3         | 0        | 0        | .167        |
| Hunter        | 1        | 1        | 4.63        | 2        | 2        | 0        | 0        | 0        | 0        | 11.2        | 11        | 6        | 6        | 3        | 0        | 2        | 0        | 6         | 0        | 0        | .268        |
| Odom          | 0        | 0        | 0.00        | 1        | 0        | 0        | 0        | 0        | 0        | 3.1         | 1         | 0        | 0        | 0        | 0        | 0        | 0        | 1         | 0        | 0        | .091        |
| <b>Totals</b> | <b>3</b> | <b>1</b> | <b>1.75</b> | <b>4</b> | <b>4</b> | <b>2</b> | <b>2</b> | <b>2</b> | <b>1</b> | <b>36.0</b> | <b>22</b> | <b>7</b> | <b>7</b> | <b>3</b> | <b>0</b> | <b>5</b> | <b>0</b> | <b>20</b> | <b>0</b> | <b>0</b> | <b>.177</b> |

### Results and Boxscores

## 1974 WORLD SERIES

The A's win their third consecutive World Championship to become the first team to win at least three straight since the New York Yankees won five straight, 1949-53. The A's defeated the Los Angeles Dodgers in five games in a series where four of the five games were decided by a 3-2 score. Bert Campaneris hit .353 in the series and Joe Rudi topped the A's with four RBI. World Series MVP Rollie Fingers had a win and two saves while posting a 1.93 ERA and the A's used just five pitchers the entire series.

The A's open the series with a 3-2 win as Rollie Fingers pitched 4.1 innings of relief for the win before Catfish Hunter comes on to strike out Joe Ferguson in the bottom of the ninth with the tying run at first base. The Dodgers even the series with a 3-2 win in Game 2 as Don Sutton shuts out the A's on four hits over the first eight innings. Joe Rudi has a two-run single in the ninth but the A's rally falls short. Hunter starts Game 3 and kept the Dodgers off the board over the first seven innings in a 3-2 win. Ken Holtzman is the winning pitcher in the A's 5-2 win in Game 4 and he also contributes to the A's offense with a solo home run in the third inning. The A's trailed 2-1 entering the bottom of the sixth but score four times, highlighted by Jim Holt's two-run pinch hit single. Rollie Fingers clinches his series MVP honors by pitching two scoreless innings for the save in the A's 3-2 win in Game 5. Joe Rudi homers to lead off the seventh inning to break a 2-2 tie.

### FINAL STATISTICS

| PLAYER        | AVG         | G        | AB         | R         | H         | TB        | 2B       | 3B       | HR       | RBI       | SH       | SF       | HP       | BB        | IBB      | SO        | SB       | CS       | DP       | E        | SLG         | OBP         |
|---------------|-------------|----------|------------|-----------|-----------|-----------|----------|----------|----------|-----------|----------|----------|----------|-----------|----------|-----------|----------|----------|----------|----------|-------------|-------------|
| Alou          | .000        | 1        | 1          | 0         | 0         | 0         | 0        | 0        | 0        | 0         | 0        | 0        | 0        | 0         | 0        | 1         | 0        | 0        | 0        | 0        | .000        | .000        |
| Bando         | .063        | 5        | 16         | 3         | 1         | 1         | 0        | 0        | 0        | 2         | 0        | 1        | 1        | 2         | 0        | 5         | 0        | 0        | 0        | 0        | .063        | .200        |
| Blue          | .000        | 2        | 4          | 0         | 0         | 0         | 0        | 0        | 0        | 0         | 0        | 0        | 0        | 0         | 0        | 4         | 0        | 0        | 0        | 0        | .000        | .000        |
| Campaneris    | .353        | 5        | 17         | 1         | 6         | 8         | 2        | 0        | 2        | 2         | 2        | 0        | 1        | 0         | 0        | 2         | 1        | 1        | 0        | 2        | .471        | .389        |
| Fingers       | .000        | 4        | 2          | 0         | 0         | 0         | 0        | 0        | 0        | 0         | 0        | 0        | 0        | 0         | 0        | 1         | 0        | 0        | 0        | 0        | .000        | .000        |
| Fosse         | .143        | 5        | 14         | 1         | 2         | 5         | 0        | 0        | 1        | 1         | 0        | 0        | 0        | 1         | 0        | 5         | 0        | 0        | 0        | 0        | .357        | .200        |
| Green         | .000        | 5        | 13         | 1         | 0         | 0         | 0        | 0        | 0        | 1         | 1        | 0        | 0        | 1         | 0        | 4         | 0        | 0        | 0        | 1        | .000        | .071        |
| Haney         | —           | 2        | 0          | 0         | 0         | 0         | 0        | 0        | 0        | 0         | 0        | 0        | 0        | 0         | 0        | 0         | 0        | 0        | 0        | 0        | —           | —           |
| Holt          | .667        | 4        | 3          | 0         | 2         | 2         | 0        | 0        | 0        | 2         | 0        | 0        | 0        | 0         | 0        | 0         | 0        | 0        | 0        | 0        | .667        | .667        |
| Holtzman      | .500        | 2        | 4          | 2         | 2         | 6         | 1        | 0        | 1        | 1         | 0        | 0        | 0        | 1         | 0        | 1         | 0        | 0        | 0        | 0        | 1.500       | .600        |
| Hunter        | .000        | 2        | 2          | 0         | 0         | 0         | 0        | 0        | 0        | 0         | 1        | 0        | 0        | 0         | 0        | 2         | 0        | 0        | 0        | 0        | .000        | .000        |
| Jackson       | .286        | 5        | 14         | 3         | 4         | 8         | 1        | 0        | 1        | 1         | 0        | 0        | 0        | 5         | 0        | 3         | 1        | 0        | 0        | 1        | .571        | .474        |
| Mangual       | .000        | 1        | 1          | 0         | 0         | 0         | 0        | 0        | 0        | 0         | 0        | 0        | 0        | 0         | 0        | 1         | 0        | 0        | 0        | 0        | .000        | .000        |
| Maxvill       | —           | 2        | 0          | 0         | 0         | 0         | 0        | 0        | 0        | 0         | 0        | 0        | 0        | 0         | 0        | 0         | 0        | 0        | 0        | 0        | —           | —           |
| North         | .059        | 5        | 17         | 3         | 1         | 1         | 0        | 0        | 0        | 0         | 1        | 0        | 0        | 2         | 0        | 5         | 1        | 1        | 1        | 1        | .059        | .158        |
| Rudi          | .333        | 5        | 18         | 1         | 6         | 9         | 0        | 0        | 1        | 4         | 1        | 0        | 0        | 0         | 0        | 3         | 0        | 0        | 1        | 0        | .500        | .333        |
| Tenace        | .222        | 5        | 9          | 0         | 2         | 2         | 0        | 0        | 0        | 0         | 1        | 0        | 0        | 3         | 0        | 4         | 0        | 0        | 1        | 0        | .222        | .417        |
| Washington, C | .571        | 5        | 7          | 1         | 4         | 4         | 0        | 0        | 0        | 0         | 0        | 0        | 0        | 1         | 1        | 1         | 0        | 1        | 0        | 0        | .571        | .625        |
| Washington, H | —           | 3        | 0          | 0         | 0         | 0         | 0        | 0        | 0        | 0         | 0        | 0        | 0        | 0         | 0        | 0         | 0        | 0        | 0        | 0        | —           | —           |
| <b>Totals</b> | <b>.211</b> | <b>5</b> | <b>142</b> | <b>16</b> | <b>30</b> | <b>46</b> | <b>4</b> | <b>0</b> | <b>4</b> | <b>14</b> | <b>7</b> | <b>1</b> | <b>2</b> | <b>16</b> | <b>1</b> | <b>42</b> | <b>3</b> | <b>3</b> | <b>3</b> | <b>5</b> | <b>.324</b> | <b>.298</b> |

| PITCHER       | W        | L        | ERA         | G        | GS       | CG       | GF       | SHO      | SV       | IP          | H         | R         | ER        | HR       | HB       | BB        | IBB      | SO        | WP       | BK       | AVG         |
|---------------|----------|----------|-------------|----------|----------|----------|----------|----------|----------|-------------|-----------|-----------|-----------|----------|----------|-----------|----------|-----------|----------|----------|-------------|
| Blue          | 0        | 1        | 3.29        | 2        | 2        | 0        | 0        | 0        | 0        | 13.2        | 10        | 5         | 5         | 1        | 0        | 7         | 0        | 9         | 0        | 0        | .217        |
| Fingers       | 1        | 0        | 1.93        | 4        | 0        | 0        | 3        | 0        | 2        | 9.1         | 8         | 2         | 2         | 2        | 1        | 2         | 0        | 6         | 0        | 0        | .242        |
| Holtzman      | 1        | 0        | 1.50        | 2        | 2        | 0        | 0        | 0        | 0        | 12.0        | 13        | 3         | 2         | 0        | 0        | 4         | 0        | 10        | 1        | 0        | .277        |
| Hunter        | 1        | 0        | 1.17        | 2        | 1        | 0        | 1        | 0        | 1        | 7.2         | 5         | 1         | 1         | 1        | 1        | 0         | 2        | 0         | 5        | 0        | .179        |
| Odom          | 1        | 0        | 0.00        | 2        | 0        | 0        | 1        | 0        | 0        | 1.1         | 0         | 0         | 0         | 0        | 0        | 1         | 0        | 2         | 0        | 0        | .000        |
| <b>Totals</b> | <b>4</b> | <b>1</b> | <b>2.05</b> | <b>5</b> | <b>5</b> | <b>0</b> | <b>5</b> | <b>0</b> | <b>3</b> | <b>44.0</b> | <b>36</b> | <b>11</b> | <b>10</b> | <b>4</b> | <b>1</b> | <b>16</b> | <b>0</b> | <b>32</b> | <b>1</b> | <b>0</b> | <b>.228</b> |

### [Results and Boxscores](#)

## 1975 AMERICAN LEAGUE CHAMPIONSHIP SERIES

The A's streak of three consecutive American League Pennants is snapped by Boston as the Red Sox sweep the A's in three games. After posting a team ERA under 3.00 in each of the previous three ALCS wins, the A's team ERA in 1975 ballooned to 4.32. Sal Bando paced the A's offense with a .500 batting average and Reggie Jackson drove in three of the seven runs the A's scored in the series.

Luis Tiant pitched a three-hitter in Boston's 7-1 win in Game 1 at Fenway Park. Three A's errors led to two runs in the first inning but the A's still trailed just 2-0 before Boston scored five in the seventh. The A's took a 3-0 lead in Game 2, highlighted by a Reggie Jackson two-run home run in the first inning but Boston tied the game with three in the fourth off Vida Blue. Rollie Fingers then allowed three runs in four innings as the A's lost 6-3. The series moved to Oakland for Game 3 but the Red Sox built a 4-0 lead in a 5-3 win. The A's started their Game 1 starter, Ken Holtzman, and he allowed four runs in 4 2/3 innings.

### FINAL STATISTICS

| PLAYER        | AVG         | G        | AB        | R        | H         | TB        | 2B       | 3B       | HR       | RBI      | SH       | SF       | HP       | BB       | IBB      | SO        | SB       | CS       | DP       | E        | SLG         | OBP         |
|---------------|-------------|----------|-----------|----------|-----------|-----------|----------|----------|----------|----------|----------|----------|----------|----------|----------|-----------|----------|----------|----------|----------|-------------|-------------|
| Bando         | .500        | 3        | 12        | 1        | 6         | 8         | 2        | 0        | 0        | 2        | 0        | 0        | 0        | 0        | 0        | 3         | 0        | 0        | 0        | 1        | .667        | .500        |
| Campaneris    | .000        | 3        | 11        | 1        | 0         | 0         | 0        | 0        | 0        | 0        | 0        | 0        | 0        | 1        | 0        | 1         | 0        | 0        | 0        | 0        | .000        | .083        |
| Fosse         | .000        | 1        | 2         | 0        | 0         | 0         | 0        | 0        | 0        | 0        | 0        | 0        | 0        | 0        | 0        | 1         | 0        | 0        | 0        | 0        | .000        | .000        |
| Garner        | .000        | 3        | 5         | 0        | 0         | 0         | 0        | 0        | 0        | 0        | 0        | 0        | 0        | 0        | 0        | 1         | 0        | 0        | 0        | 1        | .000        | .000        |
| Harper        | —           | 1        | 0         | 0        | 0         | 0         | 0        | 0        | 0        | 0        | 0        | 0        | 0        | 1        | 0        | 0         | 0        | 0        | 0        | 0        | —           | 1.000       |
| Holt          | .333        | 3        | 3         | 0        | 1         | 2         | 1        | 0        | 0        | 0        | 0        | 0        | 0        | 0        | 0        | 0         | 0        | 0        | 0        | 0        | .667        | .333        |
| Hopkins       | —           | 1        | 0         | 0        | 0         | 0         | 0        | 0        | 0        | 0        | 0        | 0        | 0        | 0        | 0        | 0         | 0        | 0        | 0        | 0        | —           | —           |
| Jackson       | .417        | 3        | 12        | 1        | 5         | 8         | 0        | 0        | 1        | 3        | 0        | 0        | 0        | 0        | 0        | 2         | 0        | 0        | 0        | 0        | .667        | .417        |
| Martinez      | —           | 3        | 0         | 0        | 0         | 0         | 0        | 0        | 0        | 0        | 0        | 0        | 0        | 0        | 0        | 0         | 0        | 0        | 0        | 0        | —           | —           |
| North         | .000        | 3        | 10        | 0        | 0         | 0         | 0        | 0        | 0        | 1        | 0        | 0        | 0        | 2        | 0        | 0         | 0        | 0        | 0        | 1        | .000        | .167        |
| Rudi          | .250        | 3        | 12        | 1        | 3         | 5         | 2        | 0        | 0        | 0        | 0        | 0        | 0        | 0        | 0        | 1         | 0        | 0        | 1        | 0        | .417        | .250        |
| Tenace        | .000        | 3        | 9         | 0        | 0         | 0         | 0        | 0        | 0        | 0        | 0        | 0        | 0        | 3        | 0        | 2         | 0        | 0        | 1        | 0        | .000        | .250        |
| Tovar         | .500        | 2        | 2         | 2        | 1         | 1         | 0        | 0        | 0        | 0        | 0        | 0        | 0        | 1        | 0        | 0         | 0        | 0        | 0        | 1        | .500        | .667        |
| Washington    | .250        | 3        | 12        | 1        | 3         | 4         | 1        | 0        | 0        | 1        | 0        | 0        | 0        | 0        | 0        | 2         | 0        | 0        | 0        | 2        | .333        | .250        |
| Williams      | .000        | 3        | 8         | 0        | 0         | 0         | 0        | 0        | 0        | 0        | 0        | 0        | 0        | 1        | 0        | 1         | 0        | 0        | 0        | 0        | .000        | .111        |
| <b>Totals</b> | <b>.194</b> | <b>3</b> | <b>98</b> | <b>7</b> | <b>19</b> | <b>28</b> | <b>6</b> | <b>0</b> | <b>1</b> | <b>7</b> | <b>0</b> | <b>0</b> | <b>0</b> | <b>9</b> | <b>0</b> | <b>14</b> | <b>0</b> | <b>0</b> | <b>2</b> | <b>6</b> | <b>.286</b> | <b>.262</b> |

| PITCHER       | W        | L        | ERA         | G        | GS       | CG       | GF       | SHO      | SV       | IP          | H         | R         | ER        | HR       | HB       | BB       | IBB      | SO        | WP       | BK       | AVG         |
|---------------|----------|----------|-------------|----------|----------|----------|----------|----------|----------|-------------|-----------|-----------|-----------|----------|----------|----------|----------|-----------|----------|----------|-------------|
| Abbott        | 0        | 0        | 0.00        | 1        | 0        | 0        | 1        | 0        | 0        | 1.0         | 0         | 0         | 0         | 0        | 0        | 0        | 0        | 0         | 0        | 0        | 0.000       |
| Blue          | 0        | 0        | 9.00        | 1        | 1        | 0        | 0        | 0        | 0        | 3.0         | 6         | 3         | 3         | 1        | 0        | 0        | 0        | 2         | 0        | 0        | .429        |
| Bosman        | 0        | 0        | 0.00        | 1        | 0        | 0        | 0        | 0        | 0        | 0.1         | 0         | 0         | 0         | 0        | 0        | 0        | 0        | 0         | 0        | 0        | .000        |
| Fingers       | 0        | 1        | 6.75        | 1        | 0        | 0        | 1        | 0        | 0        | 4.0         | 5         | 3         | 3         | 1        | 0        | 1        | 1        | 3         | 0        | 0        | .385        |
| Holtzman      | 0        | 2        | 4.09        | 2        | 2        | 0        | 0        | 0        | 0        | 11.0        | 12        | 8         | 5         | 0        | 0        | 1        | 0        | 7         | 0        | 0        | .261        |
| Lindblad      | 0        | 0        | 0.00        | 2        | 0        | 0        | 1        | 0        | 0        | 4.2         | 5         | 3         | 0         | 0        | 0        | 1        | 1        | 0         | 1        | 0        | .313        |
| Todd          | 0        | 0        | 9.00        | 3        | 0        | 0        | 0        | 0        | 0        | 1.0         | 3         | 1         | 1         | 0        | 0        | 0        | 0        | 0         | 0        | 0        | .600        |
| <b>Totals</b> | <b>0</b> | <b>3</b> | <b>4.32</b> | <b>3</b> | <b>3</b> | <b>0</b> | <b>3</b> | <b>0</b> | <b>0</b> | <b>25.0</b> | <b>31</b> | <b>18</b> | <b>12</b> | <b>2</b> | <b>0</b> | <b>3</b> | <b>2</b> | <b>12</b> | <b>1</b> | <b>0</b> | <b>.316</b> |

### [Results and Boxscores](#)



1981 AMERICAN LEAGUE DIVISION SERIES

The A's sweep a three-game series from Kansas City in baseball's first ever Division Series, pitting first and second half winners in each division in a season interrupted by a strike. The A's pitching staff allows just two runs in the entire series and the offense is paced by Dwayne Murphy who is 6-for-11 in the three-game series.

Mike Norris tosses a four-hit shutout in Game 1, a 4-0 A's victory at Kansas City. Wayne Gross hit a three-run home run in the fourth inning. The A's get their second consecutive complete game in Game 2 as Steve McCatty pitches a six-hitter in the A's 2-1 win. Tony Armas had a RBI double in the first inning, and after the Royals tied the game in the fifth, Armas added a RBI double in the eighth for the win. The A's complete the sweep with a 4-1 win in Oakland in Game 3. Armas had a RBI single in the first and three Kansas City errors led to a run in the third. After the Royals scored a run in the fourth, Dave McKay homered and Dwayne Murphy had a RBI single in the bottom of the inning.

FINAL STATISTICS

| PLAYER        | AVG         | G        | AB        | R         | H         | TB        | 2B       | 3B       | HR       | RBI      | SH       | SF       | HP       | BB       | IBB      | SO        | SB       | CS       | DP       | E        | SLG         | OBP         |
|---------------|-------------|----------|-----------|-----------|-----------|-----------|----------|----------|----------|----------|----------|----------|----------|----------|----------|-----------|----------|----------|----------|----------|-------------|-------------|
| Armas         | .545        | 3        | 11        | 1         | 6         | 8         | 2        | 0        | 0        | 3        | 0        | 0        | 0        | 1        | 0        | 1         | 0        | 0        | 0        | 1        | .727        | .583        |
| Bosetti       | —           | 1        | 0         | 0         | 0         | 0         | 0        | 0        | 0        | 0        | 0        | 0        | 0        | 0        | 0        | 0         | 0        | 0        | 0        | 0        | —           | —           |
| Drumright     | .250        | 1        | 4         | 0         | 1         | 1         | 0        | 0        | 0        | 0        | 0        | 0        | 0        | 0        | 0        | 0         | 0        | 0        | 1        | 0        | .250        | .250        |
| Gross         | .400        | 2        | 5         | 1         | 2         | 5         | 0        | 0        | 1        | 3        | 0        | 0        | 0        | 0        | 0        | 0         | 0        | 0        | 0        | 0        | 1.000       | .400        |
| Heath         | .000        | 2        | 8         | 0         | 0         | 0         | 0        | 0        | 0        | 0        | 0        | 0        | 0        | 0        | 0        | 1         | 0        | 0        | 0        | 0        | .000        | .000        |
| Henderson     | .182        | 3        | 11        | 3         | 2         | 2         | 0        | 0        | 0        | 0        | 0        | 0        | 0        | 2        | 0        | 2         | 0        | 0        | 0        | 0        | .182        | .308        |
| Johnson       | .286        | 2        | 7         | 0         | 2         | 3         | 1        | 0        | 0        | 0        | 1        | 0        | 0        | 0        | 0        | 1         | 0        | 0        | 0        | 0        | .429        | .286        |
| Klutts        | .143        | 2        | 7         | 0         | 1         | 1         | 0        | 0        | 0        | 1        | 0        | 0        | 0        | 0        | 0        | 1         | 0        | 0        | 0        | 0        | .143        | .143        |
| McKay         | .273        | 3        | 11        | 1         | 3         | 6         | 0        | 0        | 1        | 1        | 0        | 0        | 0        | 1        | 0        | 1         | 0        | 0        | 0        | 1        | .545        | .333        |
| Moore         | .000        | 2        | 8         | 0         | 0         | 0         | 0        | 0        | 0        | 0        | 0        | 0        | 0        | 0        | 0        | 2         | 0        | 0        | 0        | 0        | .000        | .000        |
| Murphy        | .545        | 3        | 11        | 4         | 6         | 10        | 1        | 0        | 1        | 2        | 0        | 0        | 0        | 1        | 0        | 1         | 0        | 1        | 0        | 0        | .909        | .583        |
| Newman        | .000        | 1        | 3         | 0         | 0         | 0         | 0        | 0        | 0        | 0        | 1        | 0        | 0        | 0        | 0        | 1         | 0        | 0        | 0        | 0        | .000        | .000        |
| Picciolo      | .333        | 1        | 3         | 0         | 1         | 1         | 0        | 0        | 0        | 0        | 0        | 0        | 0        | 0        | 0        | 0         | 0        | 0        | 0        | 0        | .333        | .333        |
| Spencer       | .250        | 1        | 4         | 0         | 1         | 2         | 1        | 0        | 0        | 0        | 0        | 0        | 0        | 0        | 0        | 0         | 0        | 0        | 0        | 0        | .500        | .250        |
| Stanley       | .000        | 3        | 6         | 0         | 0         | 0         | 0        | 0        | 0        | 0        | 0        | 0        | 0        | 1        | 0        | 1         | 0        | 0        | 0        | 0        | .000        | .143        |
| pitchers      | —           | 0        | 0         | 0         | 0         | 0         | 0        | 0        | 0        | 0        | 0        | 0        | 0        | 0        | 0        | 0         | 0        | 0        | 0        | 1        | —           | —           |
| <b>Totals</b> | <b>.253</b> | <b>3</b> | <b>99</b> | <b>10</b> | <b>25</b> | <b>39</b> | <b>5</b> | <b>0</b> | <b>3</b> | <b>9</b> | <b>3</b> | <b>0</b> | <b>0</b> | <b>6</b> | <b>0</b> | <b>10</b> | <b>2</b> | <b>1</b> | <b>1</b> | <b>3</b> | <b>.394</b> | <b>.295</b> |

| PITCHER       | W        | L        | ERA         | G        | GS       | CG       | GF       | SHO      | SV       | IP          | H         | R        | ER       | HR       | HB       | BB       | IBB      | SO        | WP       | BK       | AVG         |
|---------------|----------|----------|-------------|----------|----------|----------|----------|----------|----------|-------------|-----------|----------|----------|----------|----------|----------|----------|-----------|----------|----------|-------------|
| Beard         | 0        | 0        | 0.00        | 1        | 0        | 0        | 1        | 0        | 1        | 1.1         | 0         | 0        | 0        | 0        | 0        | 0        | 0        | 2         | 0        | 0        | .000        |
| Langford      | 1        | 0        | 1.23        | 1        | 1        | 0        | 0        | 0        | 0        | 7.1         | 10        | 1        | 1        | 0        | 0        | 0        | 0        | 3         | 0        | 0        | .333        |
| McCatty       | 1        | 0        | 1.00        | 1        | 1        | 1        | 0        | 0        | 0        | 9.0         | 6         | 1        | 1        | 0        | 0        | 4        | 0        | 3         | 0        | 0        | .188        |
| Norris        | 1        | 0        | 0.00        | 1        | 1        | 1        | 0        | 1        | 0        | 9.0         | 4         | 0        | 0        | 0        | 0        | 3        | 0        | 2         | 0        | 0        | .129        |
| Underwood     | 0        | 0        | 0.00        | 1        | 0        | 0        | 0        | 0        | 0        | 0.1         | 0         | 0        | 0        | 0        | 0        | 0        | 0        | 1         | 0        | 0        | .000        |
| <b>Totals</b> | <b>3</b> | <b>0</b> | <b>0.67</b> | <b>3</b> | <b>3</b> | <b>2</b> | <b>1</b> | <b>1</b> | <b>1</b> | <b>27.0</b> | <b>20</b> | <b>2</b> | <b>2</b> | <b>0</b> | <b>0</b> | <b>7</b> | <b>0</b> | <b>11</b> | <b>0</b> | <b>0</b> | <b>.204</b> |

Results and Boxscores

## 1981 AMERICAN LEAGUE CHAMPIONSHIP SERIES

The A's are swept by the New York Yankees in three games in their first ALCS appearance in seven years. The A's are outscored 20-4 in the three-game set, compiling a .222 batting average while allowing a 6.84 ERA. Rickey Henderson provides most of the offense as he is 4-for-11 with two doubles, a triple, an RBI and two stolen bases.

The Yankees score three times in the first inning off A's starter Mike Norris in Game 1 en route to a 3-1 victory. Dwayne Murphy drives in Rob Picciolo with the A's lone run in the first inning. The A's take a 3-1 lead in Game 2 before New York scores seven times in the bottom of the fourth inning to take an 8-3 lead. Steve McCatty takes the loss, allowing five runs on six hits in 3 1/3 innings and all five A's pitchers allow at least one run. The Yankees then clinch the series with a 4-0 victory in Game 3 as Dave Righetti, Ron Davis and Rich Gossage combine to blank the A's on five hits.

### FINAL STATISTICS

| PLAYER        | AVG         | G        | AB        | R        | H         | TB        | 2B       | 3B       | HR       | RBI      | SH       | SF       | HP       | BB       | IBB      | SO        | SB       | CS       | DP       | E        | SLG         | OBP         |
|---------------|-------------|----------|-----------|----------|-----------|-----------|----------|----------|----------|----------|----------|----------|----------|----------|----------|-----------|----------|----------|----------|----------|-------------|-------------|
| Armas         | .167        | 3        | 12        | 0        | 2         | 2         | 0        | 0        | 0        | 0        | 0        | 0        | 0        | 0        | 0        | 5         | 0        | 0        | 1        | 0        | .167        | .167        |
| Bosetti       | .250        | 2        | 4         | 1        | 1         | 2         | 1        | 0        | 0        | 0        | 0        | 0        | 0        | 0        | 0        | 1         | 0        | 0        | 0        | 0        | .500        | .250        |
| Davis         | 1.000       | 1        | 1         | 0        | 1         | 1         | 0        | 0        | 0        | 0        | 0        | 0        | 0        | 0        | 0        | 0         | 0        | 0        | 0        | 0        | 1.000       | 1.000       |
| Drumright     | .000        | 3        | 4         | 0        | 0         | 0         | 0        | 0        | 0        | 0        | 0        | 0        | 0        | 1        | 1        | 0         | 0        | 0        | 0        | 0        | .000        | .200        |
| Gross         | .000        | 3        | 5         | 0        | 0         | 0         | 0        | 0        | 0        | 0        | 0        | 0        | 0        | 0        | 0        | 0         | 0        | 0        | 0        | 0        | .000        | .000        |
| Heath         | .333        | 3        | 6         | 1        | 2         | 2         | 0        | 0        | 0        | 0        | 0        | 0        | 0        | 0        | 1        | 0         | 0        | 0        | 0        | 0        | .333        | .333        |
| Henderson     | .364        | 3        | 11        | 0        | 4         | 8         | 2        | 1        | 0        | 1        | 0        | 0        | 0        | 1        | 0        | 2         | 2        | 0        | 1        | 1        | .727        | .417        |
| Johnson       | .000        | 2        | 6         | 0        | 0         | 0         | 0        | 0        | 0        | 0        | 0        | 0        | 0        | 2        | 0        | 2         | 0        | 0        | 0        | 0        | .000        | .250        |
| Klutts        | .429        | 3        | 7         | 1        | 3         | 3         | 0        | 0        | 0        | 0        | 0        | 0        | 0        | 0        | 1        | 0         | 0        | 0        | 0        | 1        | .429        | .429        |
| McKay         | .273        | 3        | 11        | 0        | 3         | 3         | 0        | 0        | 0        | 1        | 0        | 0        | 0        | 0        | 0        | 2         | 0        | 0        | 1        | 1        | .273        | .273        |
| Moore         | .250        | 3        | 8         | 0        | 2         | 2         | 0        | 0        | 0        | 0        | 0        | 0        | 0        | 0        | 1        | 0         | 0        | 1        | 0        | 1        | .250        | .250        |
| Murphy        | .250        | 3        | 8         | 0        | 2         | 3         | 1        | 0        | 0        | 1        | 0        | 0        | 0        | 2        | 0        | 3         | 0        | 0        | 1        | 0        | .375        | .400        |
| Newman        | .000        | 2        | 5         | 0        | 0         | 0         | 0        | 0        | 0        | 0        | 0        | 0        | 0        | 0        | 2        | 0         | 0        | 1        | 0        | 0        | .000        | .000        |
| Picciolo      | .200        | 2        | 5         | 1        | 1         | 1         | 0        | 0        | 0        | 0        | 0        | 0        | 0        | 0        | 2        | 0         | 0        | 0        | 1        | 0        | .200        | .200        |
| Spencer       | .000        | 2        | 3         | 0        | 0         | 0         | 0        | 0        | 0        | 0        | 0        | 0        | 0        | 0        | 0        | 0         | 0        | 0        | 0        | 0        | .000        | .000        |
| Stanley       | .333        | 2        | 3         | 0        | 1         | 1         | 0        | 0        | 0        | 1        | 0        | 0        | 0        | 0        | 1        | 0         | 0        | 0        | 0        | 0        | .333        | .333        |
| <b>Totals</b> | <b>.222</b> | <b>3</b> | <b>99</b> | <b>4</b> | <b>22</b> | <b>28</b> | <b>4</b> | <b>1</b> | <b>0</b> | <b>4</b> | <b>0</b> | <b>0</b> | <b>0</b> | <b>6</b> | <b>1</b> | <b>23</b> | <b>2</b> | <b>0</b> | <b>6</b> | <b>4</b> | <b>.283</b> | <b>.267</b> |

| PITCHER            | W        | L        | ERA         | G        | GS       | CG       | GF       | SHO      | SV       | IP          | H         | R         | ER        | HR       | HB       | BB        | IBB      | SO        | WP       | BK       | AVG         |      |
|--------------------|----------|----------|-------------|----------|----------|----------|----------|----------|----------|-------------|-----------|-----------|-----------|----------|----------|-----------|----------|-----------|----------|----------|-------------|------|
| Beard              | 0        | 0        | 40.50       | 1        | 0        | 0        | 0        | 0        | 0        | 0.2         | 5         | 3         | 3         | 1        | 0        | 0         | 0        | 0         | 0        | 0        | 0           | .714 |
| Jones              | 0        | 1        | 1.08        | 1        | 1        | 0        | 0        | 0        | 0        | 8.1         | 7         | 2         | 1         | 1        | 0        | 6         | 0        | 4         | 1        | 0        | .219        |      |
| Kingman            | 0        | 0        | 81.00       | 1        | 0        | 0        | 0        | 0        | 0        | 0.1         | 3         | 3         | 3         | 0        | 0        | 0         | 0        | 0         | 0        | 0        | .750        |      |
| McCatty            | 0        | 1        | 13.50       | 1        | 1        | 0        | 0        | 0        | 0        | 3.1         | 6         | 5         | 5         | 0        | 1        | 2         | 0        | 2         | 0        | 0        | .375        |      |
| Norris             | 0        | 1        | 3.68        | 1        | 1        | 0        | 0        | 0        | 0        | 7.1         | 6         | 3         | 3         | 0        | 0        | 2         | 0        | 4         | 0        | 0        | .222        |      |
| Owchinko           | 0        | 0        | 5.40        | 1        | 0        | 0        | 1        | 0        | 0        | 1.2         | 3         | 1         | 1         | 1        | 1        | 0         | 0        | 0         | 0        | 0        | .429        |      |
| Underwood          | 0        | 0        | 13.50       | 2        | 0        | 0        | 2        | 0        | 0        | 1.1         | 4         | 2         | 2         | 0        | 0        | 2         | 0        | 0         | 0        | 0        | .667        |      |
| <b>Team Totals</b> | <b>0</b> | <b>3</b> | <b>6.84</b> | <b>3</b> | <b>3</b> | <b>0</b> | <b>3</b> | <b>0</b> | <b>0</b> | <b>25.0</b> | <b>36</b> | <b>20</b> | <b>19</b> | <b>3</b> | <b>2</b> | <b>13</b> | <b>0</b> | <b>10</b> | <b>1</b> | <b>0</b> | <b>.336</b> |      |

### [Results and Boxscores](#)

## 1988 AMERICAN LEAGUE CHAMPIONSHIP SERIES

The A's sweep the Boston Red Sox in four games to win their first American League pennant in 14 years. The A's hit .299 in the series and the pitching staff posts a 2.00 ERA while holding the Red Sox to a .206 batting average. Dennis Eckersley was named ALCS MVP after saving all four games and the bullpen recorded three of the wins. Dave Henderson hit .375 and Jose Canseco hit three of the A's seven home runs.

Jose Canseco homers in the fourth inning of Game 1 but Dave Henderson provides the game-winning single in the eighth inning in the A's 2-1 victory. Game 2 is a scoreless tie until the Red Sox score twice in the sixth off Storm Davis but Jose Canseco hit a two-run home run and Mark McGwire added a RBI single in the seventh to give the A's a 3-2 lead. After the Red Sox tie the game, Walt Weiss has the game-winning RBI single in the ninth. The A's outscore the Red Sox 10-6 in Game 3 as Carney Lansford, McGwire and Ron Hassey have three hits each while Hassey drives in three runs. The A's clinch the series with a 4-1 win in Game 4 as Dave Stewart allows one run in seven innings for the win. Jose Canseco homered in the first and Dave Henderson had an RBI single in the third before the A's score two insurance runs in the eighth.

### FINAL STATISTICS

| PLAYER        | AVG         | G        | AB         | R         | H         | TB        | 2B       | 3B       | HR       | RBI       | SH       | SF       | HP       | BB        | IBB      | SO        | SB       | CS       | DP       | E        | SLG         | OBP         |
|---------------|-------------|----------|------------|-----------|-----------|-----------|----------|----------|----------|-----------|----------|----------|----------|-----------|----------|-----------|----------|----------|----------|----------|-------------|-------------|
| Baylor        | .000        | 2        | 6          | 0         | 0         | 0         | 0        | 0        | 0        | 1         | 0        | 1        | 0        | 1         | 0        | 2         | 0        | 0        | 0        | 0        | .000        | .125        |
| Canseco       | .313        | 4        | 16         | 4         | 5         | 15        | 1        | 0        | 3        | 4         | 0        | 0        | 0        | 1         | 0        | 2         | 1        | 1        | 1        | 1        | .938        | .353        |
| Gallego       | .083        | 4        | 12         | 1         | 1         | 1         | 0        | 0        | 0        | 0         | 0        | 0        | 0        | 0         | 3        | 0         | 0        | 0        | 0        | 0        | .083        | .083        |
| Hassey        | .500        | 4        | 8          | 2         | 4         | 8         | 1        | 0        | 1        | 3         | 0        | 0        | 0        | 1         | 1        | 1         | 0        | 0        | 0        | 0        | 1.000       | .556        |
| Henderson     | .375        | 4        | 16         | 2         | 6         | 10        | 1        | 0        | 1        | 4         | 0        | 0        | 0        | 1         | 0        | 7         | 0        | 0        | 0        | 2        | .625        | .412        |
| Javier        | .500        | 2        | 4          | 0         | 2         | 2         | 0        | 0        | 0        | 1         | 0        | 0        | 0        | 1         | 1        | 0         | 0        | 0        | 0        | 0        | .500        | .600        |
| Lansford      | .294        | 4        | 17         | 4         | 5         | 9         | 1        | 0        | 1        | 2         | 0        | 0        | 0        | 0         | 0        | 2         | 0        | 1        | 0        | 0        | .529        | .294        |
| McGwire       | .333        | 4        | 15         | 4         | 5         | 8         | 0        | 0        | 1        | 3         | 0        | 0        | 0        | 1         | 1        | 5         | 0        | 0        | 0        | 0        | .533        | .375        |
| Parker        | .250        | 3        | 12         | 1         | 3         | 4         | 1        | 0        | 0        | 0         | 0        | 0        | 0        | 0         | 0        | 4         | 0        | 0        | 0        | 1        | .333        | .250        |
| Phillips      | .286        | 2        | 7          | 0         | 2         | 3         | 1        | 0        | 0        | 0         | 0        | 0        | 0        | 1         | 0        | 3         | 0        | 0        | 0        | 0        | .429        | .375        |
| Polonia       | .400        | 3        | 5          | 0         | 2         | 2         | 0        | 0        | 0        | 0         | 0        | 0        | 0        | 1         | 0        | 2         | 0        | 1        | 0        | 0        | .400        | .500        |
| Steinbach     | .250        | 2        | 4          | 0         | 1         | 1         | 0        | 0        | 0        | 0         | 0        | 0        | 0        | 2         | 0        | 0         | 0        | 0        | 0        | 0        | .250        | .500        |
| Weiss         | .333        | 4        | 15         | 2         | 5         | 7         | 2        | 0        | 0        | 2         | 0        | 0        | 0        | 0         | 0        | 4         | 0        | 0        | 0        | 0        | .467        | .333        |
| <b>Totals</b> | <b>.299</b> | <b>4</b> | <b>137</b> | <b>20</b> | <b>41</b> | <b>70</b> | <b>8</b> | <b>0</b> | <b>7</b> | <b>20</b> | <b>0</b> | <b>1</b> | <b>0</b> | <b>10</b> | <b>3</b> | <b>35</b> | <b>1</b> | <b>3</b> | <b>1</b> | <b>3</b> | <b>.511</b> | <b>.345</b> |

| PITCHER       | W        | L        | ERA         | G        | GS       | CG       | GF       | SHO      | SV       | IP          | H         | R         | ER       | HR       | HB       | BB        | IBB      | SO        | WP       | BK       | AVG         |
|---------------|----------|----------|-------------|----------|----------|----------|----------|----------|----------|-------------|-----------|-----------|----------|----------|----------|-----------|----------|-----------|----------|----------|-------------|
| Cadaret       | 0        | 0        | 27.00       | 1        | 0        | 0        | 0        | 0        | 0        | 0.1         | 1         | 1         | 1        | 1        | 0        | 0         | 0        | 0         | 0        | 0        | .500        |
| Davis         | 0        | 0        | 0.00        | 1        | 1        | 0        | 0        | 0        | 0        | 6.1         | 2         | 2         | 0        | 0        | 0        | 5         | 0        | 4         | 1        | 0        | .100        |
| Eckersley     | 0        | 0        | 0.00        | 4        | 0        | 0        | 4        | 0        | 4        | 6.0         | 1         | 0         | 0        | 0        | 0        | 2         | 0        | 5         | 0        | 0        | .053        |
| Honeycutt     | 1        | 0        | 0.00        | 3        | 0        | 0        | 0        | 0        | 0        | 2.0         | 0         | 0         | 0        | 0        | 0        | 2         | 0        | 0         | 0        | 0        | .000        |
| Nelson        | 2        | 0        | 0.00        | 2        | 0        | 0        | 0        | 0        | 0        | 4.2         | 5         | 0         | 0        | 0        | 0        | 1         | 0        | 0         | 0        | 0        | .294        |
| Plunk         | 0        | 0        | 0.00        | 1        | 0        | 0        | 0        | 0        | 0        | 0.1         | 1         | 0         | 0        | 0        | 0        | 0         | 0        | 1         | 0        | 0        | .500        |
| Stewart       | 1        | 0        | 1.35        | 2        | 2        | 0        | 0        | 0        | 0        | 13.1        | 9         | 2         | 2        | 0        | 1        | 6         | 0        | 11        | 0        | 0        | .188        |
| Welch         | 0        | 0        | 27.00       | 1        | 1        | 0        | 0        | 0        | 0        | 1.2         | 6         | 5         | 5        | 1        | 0        | 2         | 0        | 0         | 0        | 0        | 1.667       |
| Young         | 0        | 0        | 0.00        | 1        | 0        | 0        | 0        | 0        | 0        | 1.1         | 1         | 1         | 0        | 0        | 0        | 0         | 0        | 2         | 0        | 0        | .200        |
| <b>Totals</b> | <b>4</b> | <b>0</b> | <b>2.00</b> | <b>4</b> | <b>4</b> | <b>0</b> | <b>4</b> | <b>0</b> | <b>4</b> | <b>36.0</b> | <b>26</b> | <b>11</b> | <b>8</b> | <b>2</b> | <b>1</b> | <b>18</b> | <b>0</b> | <b>23</b> | <b>1</b> | <b>1</b> | <b>.206</b> |

### [Results and Boxscores](#)

## 1988 WORLD SERIES

The A's return to the World Series for the first time in 14 years when they also met the Dodgers. After winning the series in five games in 1974, the A's lose to the Dodgers in five games in 1988. The A's hit just .177 in the series and are outscored 21-11 in the five games. Jose Canseco collects just one hit in the series but leads the A's with five RBI. Storm Davis loses twice and posts an 11.25 ERA.

Canseco hits a grand slam in the second inning of Game 1 to give the A's a 4-2 lead before Kirk Gibson hits a pinch-hit, two-out, two-run home run in the bottom of the ninth to lift the Dodgers to a 5-4 win. Orel Hershiser shuts out the A's on three hits in a 6-0 Los Angeles win in Game 2. Davis allows six runs in 3.1 innings and Dave Parker has all three of the A's hits. The series moves to Oakland for Game 3 and the A's get their only win of the series when Mark McGwire breaks a 1-1 tie with a one-out home run in the bottom of the ninth. The Dodgers score two runs in the first inning of Game 4 and lead the rest of the way in a 4-3 win. Dave Henderson collects four hits. Hershiser clinches World Series MVP honors by tossing a four-hitter in Game 5 to defeat the A's 5-2.

### FINAL STATISTICS

| PLAYER        | AVG         | G        | AB         | R         | H         | TB        | 2B       | 3B       | HR       | RBI       | SH       | SF       | HP       | BB        | IBB      | SO        | SB       | CS       | DP       | E        | SLG         | OBP         |
|---------------|-------------|----------|------------|-----------|-----------|-----------|----------|----------|----------|-----------|----------|----------|----------|-----------|----------|-----------|----------|----------|----------|----------|-------------|-------------|
| Baylor        | .000        | 1        | 1          | 0         | 0         | 0         | 0        | 0        | 0        | 0         | 0        | 0        | 0        | 0         | 0        | 1         | 0        | 0        | 0        | 0        | .000        | .000        |
| Canseco       | .053        | 5        | 19         | 1         | 1         | 4         | 0        | 0        | 1        | 5         | 0        | 0        | 1        | 2         | 0        | 5         | 1        | 0        | 0        | 0        | .211        | .182        |
| Davis         | .000        | 2        | 1          | 0         | 0         | 0         | 0        | 0        | 0        | 0         | 0        | 0        | 0        | 0         | 0        | 1         | 0        | 0        | 0        | 0        | .000        | .000        |
| Gallego       | —           | 1        | 0          | 0         | 0         | 0         | 0        | 0        | 0        | 0         | 0        | 0        | 0        | 0         | 0        | 0         | 0        | 0        | 0        | 0        | —           | —           |
| Hassey        | .250        | 5        | 8          | 0         | 2         | 2         | 0        | 0        | 0        | 1         | 0        | 0        | 0        | 3         | 0        | 3         | 0        | 0        | 0        | 0        | .250        | .455        |
| Henderson     | .300        | 5        | 20         | 1         | 6         | 8         | 2        | 0        | 0        | 1         | 0        | 0        | 0        | 2         | 0        | 7         | 0        | 0        | 0        | 0        | .400        | .364        |
| Hubbard       | .250        | 4        | 12         | 2         | 3         | 3         | 0        | 0        | 0        | 0         | 0        | 0        | 0        | 1         | 0        | 2         | 1        | 0        | 0        | 1        | .250        | .308        |
| Javier        | .500        | 3        | 4          | 0         | 2         | 2         | 0        | 0        | 0        | 2         | 0        | 1        | 0        | 0         | 0        | 1         | 0        | 0        | 0        | 0        | .500        | .400        |
| Lansford      | .167        | 5        | 18         | 2         | 3         | 3         | 0        | 0        | 0        | 1         | 0        | 0        | 0        | 2         | 0        | 2         | 0        | 0        | 0        | 0        | .167        | .250        |
| McGwire       | .059        | 5        | 17         | 1         | 1         | 4         | 0        | 0        | 1        | 1         | 0        | 0        | 0        | 3         | 1        | 4         | 0        | 0        | 2        | 0        | .235        | .200        |
| Parker        | .200        | 4        | 15         | 0         | 3         | 3         | 0        | 0        | 0        | 0         | 0        | 0        | 0        | 2         | 0        | 4         | 0        | 0        | 0        | 0        | .200        | .294        |
| Phillips      | .250        | 2        | 4          | 1         | 1         | 1         | 0        | 0        | 0        | 0         | 0        | 0        | 0        | 1         | 0        | 2         | 0        | 0        | 0        | 0        | .250        | .400        |
| Polonia       | .111        | 3        | 9          | 1         | 1         | 1         | 0        | 0        | 0        | 0         | 0        | 0        | 0        | 0         | 0        | 2         | 0        | 0        | 0        | 0        | .111        | .111        |
| Steinbach     | .364        | 3        | 11         | 0         | 4         | 5         | 1        | 0        | 0        | 0         | 0        | 0        | 0        | 0         | 0        | 2         | 0        | 0        | 0        | 0        | .455        | .364        |
| Stewart       | .000        | 2        | 3          | 1         | 0         | 0         | 0        | 0        | 0        | 0         | 0        | 0        | 0        | 1         | 0        | 3         | 0        | 0        | 0        | 0        | .000        | .250        |
| Weiss         | .063        | 5        | 16         | 1         | 1         | 1         | 0        | 0        | 0        | 0         | 1        | 0        | 0        | 0         | 0        | 2         | 1        | 0        | 0        | 1        | .063        | .063        |
| <b>Totals</b> | <b>.177</b> | <b>5</b> | <b>158</b> | <b>11</b> | <b>28</b> | <b>37</b> | <b>3</b> | <b>0</b> | <b>2</b> | <b>11</b> | <b>1</b> | <b>1</b> | <b>1</b> | <b>17</b> | <b>1</b> | <b>41</b> | <b>3</b> | <b>0</b> | <b>2</b> | <b>2</b> | <b>.234</b> | <b>.260</b> |

| PITCHER       | W        | L        | ERA         | G        | GS       | CG       | GF       | SHO      | SV       | IP          | H         | R         | ER        | HR       | HB       | BB        | IBB      | SO        | WP       | BK       | AVG         |      |
|---------------|----------|----------|-------------|----------|----------|----------|----------|----------|----------|-------------|-----------|-----------|-----------|----------|----------|-----------|----------|-----------|----------|----------|-------------|------|
| Burns         | 0        | 0        | 0.00        | 1        | 0        | 0        | 1        | 0        | 0        | 0.1         | 0         | 0         | 0         | 0        | 0        | 0         | 0        | 0         | 0        | 0        | .000        |      |
| Cadaret       | 0        | 0        | 0.00        | 3        | 0        | 0        | 0        | 0        | 0        | 2.0         | 2         | 0         | 0         | 0        | 0        | 0         | 0        | 0         | 0        | 3        | 0           | .250 |
| Davis         | 0        | 2        | 11.25       | 2        | 2        | 0        | 0        | 0        | 0        | 8.0         | 14        | 10        | 10        | 3        | 0        | 1         | 0        | 7         | 0        | 0        | .389        |      |
| Eckersley     | 0        | 1        | 10.80       | 2        | 0        | 0        | 2        | 0        | 0        | 1.2         | 2         | 2         | 2         | 1        | 0        | 1         | 0        | 2         | 0        | 0        | .333        |      |
| Honeycutt     | 1        | 0        | 0.00        | 3        | 0        | 0        | 2        | 0        | 0        | 3.1         | 0         | 0         | 0         | 0        | 0        | 0         | 0        | 5         | 0        | 0        | .000        |      |
| Nelson        | 0        | 0        | 1.42        | 3        | 0        | 0        | 0        | 0        | 0        | 6.1         | 4         | 1         | 1         | 0        | 0        | 3         | 0        | 3         | 0        | 0        | .174        |      |
| Plunk         | 0        | 0        | 0.00        | 2        | 0        | 0        | 0        | 0        | 0        | 1.2         | 0         | 0         | 0         | 0        | 0        | 0         | 0        | 3         | 0        | 0        | .000        |      |
| Stewart       | 0        | 1        | 3.14        | 2        | 2        | 0        | 0        | 0        | 0        | 14.1        | 12        | 7         | 5         | 1        | 1        | 5         | 0        | 5         | 1        | 1        | .222        |      |
| Welch         | 0        | 0        | 1.80        | 1        | 1        | 0        | 0        | 0        | 0        | 5.0         | 6         | 1         | 1         | 0        | 0        | 3         | 0        | 8         | 0        | 0        | .300        |      |
| Young         | 0        | 0        | 0.00        | 1        | 0        | 0        | 0        | 0        | 0        | 1.0         | 1         | 0         | 0         | 0        | 0        | 0         | 0        | 0         | 0        | 0        | .250        |      |
| <b>Totals</b> | <b>1</b> | <b>4</b> | <b>3.92</b> | <b>5</b> | <b>5</b> | <b>0</b> | <b>5</b> | <b>0</b> | <b>0</b> | <b>43.2</b> | <b>41</b> | <b>21</b> | <b>19</b> | <b>5</b> | <b>1</b> | <b>13</b> | <b>0</b> | <b>36</b> | <b>1</b> | <b>1</b> | <b>.246</b> |      |

### Results and Boxscores

## 1989 AMERICAN LEAGUE CHAMPIONSHIP SERIES

The A's win their second consecutive American League Pennant by defeating Toronto, four games to one. Rickey Henderson runs away with ALCS MVP honors, batting .400 with eight runs scored, two home runs, five RBI and eight stolen bases in the five game series. Dave Parker also homers twice, Dave Stewart wins both of his starts and Dennis Eckersley saves three of the A's four wins.

The A's win Game 1 by a 7-3 score, but were trailing 3-2 entering the sixth. Mark McGwire ties the game with a solo home run and Henderson breaks up a double play that leads to two more runs. Stewart and Eckersley do not allow a hit after a fourth inning home run by Ernie Whitt. Henderson goes 2-for-2 with two walks, two runs and four steals to lead the A's to a 6-3 win in Game 2 as Mike Moore allows just one unearned run in seven innings for the win. The series moves to Toronto for Game 3 and the Blue Jays record a 7-3 win, scoring six runs off Storm Davis after the A's build a 3-0 lead. Jose Canseco hits a home run into the fifth deck at Skydome to highlight the A's 6-5 win in Game 4. Henderson hits two home runs and also drives in four runs. The A's then clinch the series with a 4-3 win in Game 5, building a 4-0 lead before holding on as the Blue Jays score two in the eighth and three in the ninth. Stewart picks up the win and the A's offense collects just four hits.

### FINAL STATISTICS

| PLAYER        | AVG         | G        | AB         | R         | H         | TB        | 2B       | 3B       | HR       | RBI       | SH       | SF       | HP       | BB        | IBB      | SO        | SB        | CS       | DP       | E        | SLG         | OBP         |
|---------------|-------------|----------|------------|-----------|-----------|-----------|----------|----------|----------|-----------|----------|----------|----------|-----------|----------|-----------|-----------|----------|----------|----------|-------------|-------------|
| Blankenship   | —           | 1        | 0          | 0         | 0         | 0         | 0        | 0        | 0        | 0         | 0        | 0        | 0        | 0         | 0        | 0         | 0         | 0        | 0        | 0        | —           | —           |
| Canseco       | .294        | 5        | 17         | 1         | 5         | 8         | 0        | 0        | 1        | 3         | 0        | 0        | 0        | 3         | 0        | 7         | 0         | 2        | 0        | 1        | .471        | .400        |
| Gallego       | .273        | 4        | 11         | 3         | 3         | 4         | 1        | 0        | 0        | 1         | 2        | 0        | 0        | 0         | 0        | 2         | 0         | 0        | 0        | 0        | .364        | .273        |
| Hassey        | .167        | 2        | 6          | 0         | 1         | 1         | 0        | 0        | 0        | 1         | 0        | 1        | 0        | 1         | 0        | 2         | 0         | 0        | 1        | 0        | .167        | .250        |
| Henderson, D  | .263        | 5        | 19         | 4         | 5         | 11        | 3        | 0        | 1        | 1         | 0        | 0        | 0        | 2         | 0        | 5         | 0         | 0        | 0        | 0        | .579        | .333        |
| Henderson, R  | .400        | 5        | 15         | 8         | 6         | 15        | 1        | 1        | 2        | 5         | 0        | 0        | 1        | 7         | 0        | 8         | 1         | 0        | 1        | 1.000    | .609        |             |
| Javier        | .000        | 1        | 2          | 0         | 0         | 0         | 0        | 0        | 0        | 0         | 0        | 0        | 0        | 0         | 0        | 1         | 0         | 0        | 0        | 0        | .000        | .000        |
| Lansford      | .455        | 3        | 11         | 2         | 5         | 5         | 0        | 0        | 0        | 4         | 0        | 0        | 0        | 2         | 0        | 1         | 2         | 0        | 0        | 0        | .455        | .538        |
| McGwire       | .389        | 5        | 18         | 3         | 7         | 11        | 1        | 0        | 1        | 3         | 0        | 1        | 0        | 1         | 0        | 4         | 0         | 0        | 1        | 1        | .611        | .400        |
| Parker        | .188        | 4        | 16         | 2         | 3         | 9         | 0        | 0        | 2        | 3         | 0        | 0        | 0        | 0         | 0        | 0         | 0         | 0        | 0        | 0        | .563        | .188        |
| Phelps        | 1.000       | 1        | 1          | 0         | 1         | 2         | 1        | 0        | 0        | 0         | 0        | 0        | 0        | 0         | 0        | 0         | 0         | 0        | 0        | 0        | 2.000       | 1.000       |
| Phillips      | .167        | 5        | 18         | 1         | 3         | 4         | 1        | 0        | 0        | 1         | 0        | 0        | 0        | 2         | 0        | 4         | 2         | 0        | 0        | 0        | .222        | .250        |
| Steinbach     | .200        | 4        | 15         | 0         | 3         | 3         | 0        | 0        | 0        | 1         | 0        | 0        | 0        | 1         | 0        | 5         | 0         | 0        | 0        | 0        | .200        | .250        |
| Weiss         | .111        | 4        | 9          | 2         | 1         | 2         | 1        | 0        | 0        | 0         | 1        | 0        | 0        | 1         | 0        | 1         | 1         | 0        | 0        | 0        | .222        | .200        |
| <b>Totals</b> | <b>.272</b> | <b>5</b> | <b>158</b> | <b>26</b> | <b>43</b> | <b>75</b> | <b>9</b> | <b>1</b> | <b>7</b> | <b>23</b> | <b>3</b> | <b>2</b> | <b>1</b> | <b>20</b> | <b>0</b> | <b>32</b> | <b>13</b> | <b>3</b> | <b>2</b> | <b>3</b> | <b>.475</b> | <b>.354</b> |

| PITCHER       | W        | L        | ERA         | G        | GS       | CG       | GF       | SHO      | SV       | IP          | H         | R         | ER        | HR       | HB       | BB        | IBB      | SO        | WP       | BK       | AVG         |
|---------------|----------|----------|-------------|----------|----------|----------|----------|----------|----------|-------------|-----------|-----------|-----------|----------|----------|-----------|----------|-----------|----------|----------|-------------|
| Davis         | 0        | 1        | 7.11        | 1        | 1        | 0        | 0        | 0        | 0        | 6.1         | 5         | 6         | 5         | 0        | 0        | 2         | 1        | 3         | 0        | 0        | .227        |
| Eckersley     | 0        | 0        | 1.59        | 4        | 0        | 0        | 4        | 0        | 3        | 5.2         | 4         | 1         | 1         | 0        | 0        | 0         | 0        | 2         | 0        | 0        | .211        |
| Honeycutt     | 0        | 0        | 32.40       | 3        | 0        | 0        | 0        | 0        | 0        | 1.2         | 6         | 6         | 6         | 0        | 0        | 5         | 0        | 1         | 1        | 0        | .545        |
| Moore         | 1        | 0        | 0.00        | 1        | 1        | 0        | 0        | 0        | 0        | 7.0         | 3         | 1         | 0         | 0        | 0        | 2         | 0        | 3         | 0        | 0        | .125        |
| Nelson        | 0        | 0        | 0.00        | 1        | 0        | 0        | 0        | 0        | 0        | 1.1         | 1         | 0         | 0         | 0        | 0        | 0         | 0        | 2         | 0        | 0        | .250        |
| Stewart       | 2        | 0        | 2.81        | 2        | 2        | 0        | 0        | 0        | 0        | 16.0        | 13        | 5         | 5         | 3        | 0        | 3         | 0        | 9         | 0        | 0        | .224        |
| Welch         | 1        | 0        | 3.18        | 1        | 1        | 0        | 0        | 0        | 0        | 5.2         | 8         | 2         | 2         | 0        | 0        | 1         | 0        | 4         | 0        | 0        | .308        |
| Young         | 0        | 0        | 0.00        | 1        | 0        | 0        | 1        | 0        | 0        | 0.1         | 0         | 0         | 0         | 0        | 0        | 2         | 0        | 0         | 0        | 0        | .000        |
| <b>Totals</b> | <b>4</b> | <b>1</b> | <b>3.89</b> | <b>5</b> | <b>5</b> | <b>0</b> | <b>5</b> | <b>0</b> | <b>3</b> | <b>44.0</b> | <b>40</b> | <b>21</b> | <b>19</b> | <b>3</b> | <b>0</b> | <b>15</b> | <b>1</b> | <b>24</b> | <b>1</b> | <b>0</b> | <b>.242</b> |

### [Results and Boxscores](#)

## 1989 WORLD SERIES

Oakland sweeps San Francisco for the A's first World Championship in 15 years in a series halted 12 days after an earthquake struck just prior to Game 3. The A's outscore the Giants 32-14 in the four-game set, hitting nine home runs and batting .301. Dave Stewart earns series MVP honors with two wins and a 1.69 ERA, Mike Moore wins the other two games and Rickey Henderson hits .474.

Stewart tosses a five-hit shutout in Game 1 as the A's win 5-0 in Oakland. The A's score three times in the second and Dave Parker and Walt Weiss hit solo home runs in the third and fourth innings. Moore and the A's bullpen hold the Giants to one run in a 5-1 victory in Game 2. With the score tied 1-1 after three innings, the A's break the game open with a four-run fourth, highlighted by Terry Steinbach's three-run homer. The series moves to San Francisco for Game 3 and the A's outslug the Giants 13-7. Dave Henderson homers twice and Tony Phillips, Jose Canseco and Carney Lansford also homer as the A's tie a series record with five home runs. Moore picks up the win in the A's 9-6 win in Game 4 and also adds a two-run double. Rickey Henderson homers and collects three hits as the A's lead 8-0 entering the bottom of the sixth.

### FINAL STATISTICS

| PLAYER        | AVG         | G        | AB         | R         | H         | TB        | 2B       | 3B       | HR       | RBI       | SH       | SF       | HP       | BB        | IBB      | SO        | SB       | CS       | DP       | E        | SLG         | OBP         |
|---------------|-------------|----------|------------|-----------|-----------|-----------|----------|----------|----------|-----------|----------|----------|----------|-----------|----------|-----------|----------|----------|----------|----------|-------------|-------------|
| Blankenship   | .500        | 1        | 2          | 1         | 1         | 1         | 0        | 0        | 0        | 0         | 0        | 0        | 0        | 0         | 0        | 0         | 0        | 0        | 0        | 0        | .500        | .500        |
| Canseco       | .357        | 4        | 14         | 5         | 5         | 8         | 0        | 0        | 1        | 3         | 0        | 0        | 0        | 4         | 1        | 3         | 1        | 0        | 0        | 0        | .571        | .500        |
| Gallego       | .000        | 2        | 1          | 0         | 0         | 0         | 0        | 0        | 0        | 0         | 0        | 0        | 0        | 0         | 0        | 0         | 0        | 0        | 0        | 0        | .000        | .000        |
| Henderson, D  | .308        | 4        | 13         | 6         | 4         | 12        | 2        | 0        | 2        | 4         | 0        | 0        | 1        | 4         | 0        | 3         | 0        | 0        | 1        | 0        | .923        | .500        |
| Henderson, R  | .474        | 4        | 19         | 4         | 9         | 17        | 1        | 2        | 1        | 3         | 0        | 0        | 0        | 2         | 0        | 2         | 3        | 1        | 0        | 0        | .895        | .524        |
| Javier        | —           | 1        | 0          | 0         | 0         | 0         | 0        | 0        | 0        | 0         | 0        | 0        | 0        | 0         | 0        | 0         | 0        | 0        | 0        | 0        | —           | —           |
| Lansford      | .438        | 4        | 16         | 5         | 7         | 11        | 1        | 0        | 1        | 4         | 0        | 0        | 0        | 3         | 0        | 1         | 0        | 0        | 1        | 0        | .688        | .526        |
| McGwire       | .294        | 4        | 17         | 0         | 5         | 6         | 1        | 0        | 0        | 1         | 0        | 0        | 0        | 1         | 0        | 3         | 0        | 0        | 0        | 0        | .353        | .333        |
| Moore         | .333        | 2        | 3          | 1         | 1         | 2         | 1        | 0        | 0        | 2         | 0        | 0        | 0        | 0         | 0        | 1         | 0        | 0        | 0        | 0        | .667        | .333        |
| Parker        | .222        | 3        | 9          | 2         | 2         | 6         | 1        | 0        | 1        | 2         | 0        | 0        | 0        | 0         | 0        | 2         | 0        | 0        | 0        | 0        | .667        | .222        |
| Phelps        | .000        | 1        | 1          | 0         | 0         | 0         | 0        | 0        | 0        | 0         | 0        | 0        | 0        | 0         | 0        | 0         | 0        | 0        | 0        | 0        | .000        | .000        |
| Phillips      | .235        | 4        | 17         | 2         | 4         | 8         | 1        | 0        | 1        | 3         | 0        | 0        | 0        | 0         | 0        | 3         | 0        | 0        | 0        | 0        | .471        | .235        |
| Steinbach     | .250        | 4        | 16         | 3         | 4         | 9         | 0        | 1        | 1        | 7         | 0        | 0        | 0        | 2         | 0        | 1         | 0        | 0        | 0        | 0        | .563        | .333        |
| Stewart       | .000        | 2        | 3          | 0         | 0         | 0         | 0        | 0        | 0        | 0         | 0        | 0        | 0        | 0         | 0        | 1         | 0        | 0        | 0        | 0        | 1.000       | .000        |
| Weiss         | .133        | 4        | 15         | 3         | 2         | 5         | 0        | 0        | 1        | 1         | 0        | 0        | 0        | 2         | 2        | 2         | 0        | 0        | 0        | 0        | .333        | .235        |
| <b>Totals</b> | <b>.301</b> | <b>4</b> | <b>146</b> | <b>32</b> | <b>44</b> | <b>85</b> | <b>8</b> | <b>3</b> | <b>9</b> | <b>30</b> | <b>0</b> | <b>0</b> | <b>1</b> | <b>18</b> | <b>3</b> | <b>22</b> | <b>4</b> | <b>1</b> | <b>2</b> | <b>1</b> | <b>.582</b> | <b>.382</b> |

| PITCHER       | W        | L        | ERA         | G        | GS       | CG       | GF       | SHO      | SV       | IP          | H         | R         | ER        | HR       | HB       | BB       | IBB      | SO        | WP       | BK       | AVG         |
|---------------|----------|----------|-------------|----------|----------|----------|----------|----------|----------|-------------|-----------|-----------|-----------|----------|----------|----------|----------|-----------|----------|----------|-------------|
| Burns         | 0        | 0        | 0.00        | 2        | 0        | 0        | 1        | 0        | 0        | 1.2         | 1         | 0         | 0         | 0        | 0        | 1        | 0        | 0         | 0        | 0        | .167        |
| Eckersley     | 0        | 0        | 0.00        | 2        | 0        | 0        | 2        | 0        | 1        | 1.2         | 0         | 0         | 0         | 0        | 0        | 0        | 0        | 0         | 0        | 0        | .000        |
| Honeycutt     | 0        | 0        | 6.75        | 3        | 0        | 0        | 0        | 0        | 0        | 2.2         | 4         | 2         | 2         | 0        | 0        | 0        | 0        | 0         | 2        | 0        | .364        |
| Moore         | 2        | 0        | 2.08        | 2        | 2        | 0        | 0        | 0        | 0        | 13.0        | 9         | 3         | 3         | 1        | 0        | 3        | 0        | 10        | 2        | 0        | .196        |
| Nelson        | 0        | 0        | 54.00       | 2        | 0        | 0        | 0        | 0        | 0        | 1.0         | 4         | 6         | 6         | 2        | 0        | 2        | 0        | 1         | 0        | 0        | .571        |
| Stewart       | 2        | 0        | 1.69        | 2        | 2        | 1        | 0        | 1        | 0        | 16.0        | 10        | 3         | 3         | 1        | 0        | 2        | 0        | 14        | 0        | 0        | .169        |
| <b>Totals</b> | <b>4</b> | <b>0</b> | <b>3.50</b> | <b>4</b> | <b>4</b> | <b>1</b> | <b>3</b> | <b>1</b> | <b>1</b> | <b>36.0</b> | <b>28</b> | <b>14</b> | <b>14</b> | <b>4</b> | <b>0</b> | <b>8</b> | <b>0</b> | <b>27</b> | <b>2</b> | <b>0</b> | <b>.209</b> |

### [Results and Boxscores](#)

1990 AMERICAN LEAGUE CHAMPIONSHIP SERIES

The A's sweep Boston in the American League Championship Series for the second time in the last three years and become the first team since the 1976-78 New York Yankees to win three straight pennants. The A's pitching staff held the Red Sox to four runs, one in each game, while the offense hit .299 with no home runs. Dave Stewart picked up two wins and posted a 1.13 ERA to earn ALCS MVP honors and Terry Steinbach (.455), Carney Lansford (.438) and Mike Gallego (.400) all hit .400.

Dave Stewart and Roger Clemens engaged in a pitchers duel in Game 1 and when Clemens left after six innings, the A's trailed 1-0. The A's then scored nine runs off the Sox bullpen, including seven in the ninth, to win 9-1. Rickey Henderson had three RBI, Lansford and Steinbach had three hits each and Stewart allows one run in eight innings. Boston again took a 1-0 lead in Game 2, but the A's scored four unanswered runs this time, tying the game on a Harold Baines RBI single in the fourth and taking the lead on a Baines ground out in the seventh. The series moves to Oakland for Game 3 and starts in a familiar way as Boston scores a run in the second before the A's score twice in the fourth and sixth innings to win 4-1. The A's finally score first in Game 4, scoring three times in the second highlighted by a two-run double by Mike Gallego. Dave Stewart pitches eight scoreless innings before allowing a run in the ninth and Rick Honeycutt gets the final three outs for the save in the A's 3-1 win.

FINAL STATISTICS

| PLAYER        | AVG         | G        | AB         | R         | H         | TB        | 2B       | 3B       | HR       | RBI       | SH       | SF       | HP       | BB        | IBB      | SO        | SB       | CS       | DP       | E        | SLG         | OBP         |
|---------------|-------------|----------|------------|-----------|-----------|-----------|----------|----------|----------|-----------|----------|----------|----------|-----------|----------|-----------|----------|----------|----------|----------|-------------|-------------|
| Baines        | .357        | 4        | 14         | 2         | 5         | 6         | 1        | 0        | 0        | 3         | 1        | 0        | 0        | 2         | 2        | 1         | 1        | 0        | 1        | 0        | .429        | .438        |
| Blankenship   | —           | 3        | 0          | 1         | 0         | 0         | 0        | 0        | 0        | 0         | 0        | 0        | 0        | 0         | 0        | 1         | 0        | 0        | 0        | 0        | —           | —           |
| Canseco       | .182        | 4        | 11         | 3         | 2         | 2         | 0        | 0        | 0        | 1         | 0        | 1        | 0        | 5         | 0        | 5         | 2        | 0        | 0        | 0        | .182        | .412        |
| Gallego       | .400        | 4        | 10         | 1         | 4         | 5         | 1        | 0        | 0        | 2         | 0        | 0        | 1        | 1         | 0        | 1         | 0        | 1        | 0        | 0        | .500        | .500        |
| Hassey        | .333        | 2        | 3          | 0         | 1         | 1         | 0        | 0        | 0        | 0         | 0        | 0        | 1        | 2         | 0        | 0         | 0        | 0        | 0        | 1        | .333        | .667        |
| Henderson, D  | .167        | 2        | 6          | 0         | 1         | 1         | 0        | 0        | 0        | 1         | 0        | 1        | 1        | 0         | 0        | 2         | 1        | 0        | 1        | 0        | .167        | .250        |
| Henderso, R   | .294        | 4        | 17         | 1         | 5         | 5         | 0        | 0        | 0        | 3         | 0        | 1        | 0        | 1         | 0        | 2         | 2        | 1        | 0        | 0        | .294        | .316        |
| Jennings      | .000        | 1        | 1          | 0         | 0         | 0         | 0        | 0        | 0        | 0         | 0        | 0        | 0        | 0         | 0        | 0         | 0        | 0        | 0        | 0        | .000        | .000        |
| Lansford      | .438        | 4        | 16         | 2         | 7         | 8         | 1        | 0        | 0        | 2         | 2        | 0        | 0        | 0         | 0        | 1         | 0        | 0        | 0        | 0        | .500        | .438        |
| McGee         | .222        | 3        | 9          | 3         | 2         | 3         | 1        | 0        | 0        | 0         | 1        | 0        | 0        | 1         | 0        | 2         | 2        | 0        | 0        | 0        | .333        | .300        |
| McGwire       | .154        | 4        | 13         | 2         | 2         | 2         | 0        | 0        | 0        | 2         | 0        | 0        | 1        | 3         | 0        | 3         | 0        | 0        | 0        | 0        | .154        | .353        |
| Quirk         | 1.000       | 1        | 1          | 0         | 1         | 1         | 0        | 0        | 0        | 0         | 0        | 0        | 0        | 0         | 0        | 0         | 0        | 0        | 0        | 0        | 1.000       | 1.000       |
| Randolph      | .375        | 4        | 8          | 1         | 3         | 3         | 0        | 0        | 0        | 3         | 0        | 0        | 0        | 1         | 0        | 0         | 0        | 0        | 1        | 0        | .375        | .444        |
| Steinbach     | .455        | 3        | 11         | 2         | 5         | 5         | 0        | 0        | 0        | 1         | 0        | 0        | 0        | 1         | 0        | 2         | 0        | 1        | 1        | 0        | .455        | .500        |
| Weiss         | .000        | 2        | 7          | 2         | 0         | 0         | 0        | 0        | 0        | 0         | 0        | 0        | 0        | 2         | 0        | 2         | 0        | 0        | 0        | 1        | .000        | .222        |
| <b>Totals</b> | <b>.299</b> | <b>4</b> | <b>127</b> | <b>20</b> | <b>38</b> | <b>42</b> | <b>4</b> | <b>0</b> | <b>0</b> | <b>18</b> | <b>4</b> | <b>3</b> | <b>4</b> | <b>19</b> | <b>2</b> | <b>21</b> | <b>9</b> | <b>3</b> | <b>5</b> | <b>1</b> | <b>.331</b> | <b>.399</b> |

| PITCHER       | W        | L        | ERA         | G        | GS       | CG       | GF       | SHO      | SV       | IP          | H         | R        | ER       | HR       | HB       | BB       | IBB      | SO        | WP       | BK       | AVG         |
|---------------|----------|----------|-------------|----------|----------|----------|----------|----------|----------|-------------|-----------|----------|----------|----------|----------|----------|----------|-----------|----------|----------|-------------|
| Eckersley     | 0        | 0        | 0.00        | 3        | 0        | 0        | 3        | 0        | 2        | 3.1         | 2         | 0        | 0        | 0        | 0        | 0        | 0        | 3         | 0        | 0        | .167        |
| Honeycutt     | 0        | 0        | 0.00        | 3        | 0        | 0        | 1        | 0        | 1        | 1.2         | 0         | 0        | 0        | 0        | 0        | 0        | 0        | 0         | 0        | 0        | .000        |
| Moore         | 1        | 0        | 1.50        | 1        | 1        | 0        | 0        | 0        | 0        | 6.0         | 4         | 1        | 1        | 0        | 0        | 1        | 0        | 5         | 0        | 0        | .190        |
| Nelson        | 0        | 0        | 0.00        | 1        | 0        | 0        | 0        | 0        | 0        | 1.2         | 3         | 0        | 0        | 0        | 0        | 0        | 0        | 0         | 0        | 0        | .375        |
| Stewart       | 2        | 0        | 1.13        | 2        | 2        | 0        | 0        | 0        | 0        | 16.0        | 8         | 2        | 2        | 1        | 0        | 2        | 0        | 4         | 0        | 0        | .148        |
| Welch         | 1        | 0        | 1.23        | 1        | 1        | 0        | 0        | 0        | 0        | 7.1         | 6         | 1        | 1        | 0        | 0        | 3        | 0        | 4         | 0        | 0        | .222        |
| <b>Totals</b> | <b>4</b> | <b>0</b> | <b>1.00</b> | <b>4</b> | <b>4</b> | <b>0</b> | <b>4</b> | <b>0</b> | <b>3</b> | <b>36.0</b> | <b>23</b> | <b>4</b> | <b>4</b> | <b>1</b> | <b>0</b> | <b>6</b> | <b>0</b> | <b>16</b> | <b>0</b> | <b>0</b> | <b>.183</b> |

Results and Boxscores



## 1990 WORLD SERIES

The A's are swept by Cincinnati in the World Series, the fourth sweep in which the A's were involved in six postseason series from 1988-90. The Reds outscore the A's 22-8, shutting out Oakland in Game 1 and holding the A's to one run in Game 4. The A's hit .207 as a team led by Rickey Henderson (.333). Dave Stewart posts a 2.77 ERA but loses twice.

Former Athletic Jose Rijo shuts out the A's in Game 1 at Cincinnati, 7-0. He combines with Rob Dibble and Randy Myers on a nine-hit shutout as the A's strand 11. Dave Stewart takes the loss, allowing four runs on three hits and four walks in four innings. The A's lose 5-4 in 10 innings in Game 2 as Dennis Eckersley allows three consecutive hits, including the game winning RBI single to Joe Oliver. Jose Canseco's solo home run highlights the A's three-run third which puts Oakland ahead 4-2 but the Reds score one in the fourth and one in the eighth to tie game. The series moves to Oakland for Game 3 but the Reds win 8-2, scoring seven times in the third inning. Mike Moore allows six runs in 2 2/3 innings for the loss and Scott Sanderson allows two more. A Harold Baines two-run home run and a Rickey Henderson solo shot account for the A's scoring. Dave Stewart tosses a complete game in Game 4, but the A's lose 2-1 as Jose Rijo and Randy Myers combine on a two-hitter. Carney Lansford has a RBI single in the first. Stewart shuts out the Reds over the first seven innings before Cincinnati scores two in the eighth on a fielder's choice and a Hal Morris sacrifice fly.

### FINAL STATISTICS

| PLAYER        | AVG         | G        | AB         | R        | H         | TB        | 2B       | 3B       | HR       | RBI      | SH       | SF       | HP       | BB        | IBB      | SO        | SB       | CS       | DP       | E        | SLG         | OBP         |
|---------------|-------------|----------|------------|----------|-----------|-----------|----------|----------|----------|----------|----------|----------|----------|-----------|----------|-----------|----------|----------|----------|----------|-------------|-------------|
| Baines        | .143        | 3        | 7          | 1        | 1         | 4         | 0        | 0        | 1        | 2        | 0        | 0        | 0        | 1         | 1        | 2         | 0        | 0        | 0        | 0        | .571        | .250        |
| Blankenship   | .000        | 1        | 1          | 0        | 0         | 0         | 0        | 0        | 0        | 0        | 0        | 0        | 0        | 0         | 0        | 1         | 0        | 0        | 0        | 0        | .000        | .000        |
| Bordick       | —           | 3        | 0          | 0        | 0         | 0         | 0        | 0        | 0        | 0        | 0        | 0        | 0        | 0         | 0        | 0         | 0        | 0        | 0        | 0        | —           | —           |
| Canseco       | .083        | 4        | 12         | 1        | 1         | 4         | 0        | 0        | 1        | 2        | 0        | 0        | 0        | 2         | 0        | 3         | 0        | 0        | 1        | 0        | .333        | .214        |
| Gallego       | .091        | 4        | 11         | 0        | 1         | 1         | 0        | 0        | 0        | 1        | 0        | 0        | 0        | 1         | 0        | 3         | 1        | 0        | 0        | 0        | .091        | .167        |
| Hassey        | .333        | 3        | 6          | 0        | 2         | 2         | 0        | 0        | 1        | 0        | 1        | 0        | 0        | 0         | 0        | 0         | 0        | 0        | 0        | 1        | .333        | .286        |
| Henderson, D. | .231        | 4        | 13         | 2        | 3         | 4         | 1        | 0        | 0        | 0        | 0        | 0        | 0        | 1         | 0        | 3         | 0        | 0        | 0        | 0        | .308        | .286        |
| Henderson, R. | .333        | 4        | 15         | 2        | 5         | 10        | 2        | 0        | 1        | 1        | 0        | 0        | 0        | 3         | 0        | 4         | 3        | 0        | 0        | 0        | .667        | .444        |
| Jennings      | 1.000       | 1        | 1          | 0        | 1         | 1         | 0        | 0        | 0        | 0        | 0        | 0        | 0        | 0         | 0        | 0         | 0        | 0        | 0        | 0        | 1.000       | 1.000       |
| Lansford      | .267        | 4        | 15         | 0        | 4         | 4         | 0        | 0        | 0        | 1        | 1        | 0        | 0        | 1         | 0        | 0         | 1        | 0        | 0        | 0        | .267        | .313        |
| McGee         | .200        | 4        | 10         | 1        | 2         | 3         | 1        | 0        | 0        | 0        | 0        | 0        | 0        | 0         | 0        | 2         | 1        | 0        | 1        | 0        | .300        | .200        |
| McGwire       | .214        | 4        | 14         | 1        | 3         | 3         | 0        | 0        | 0        | 0        | 0        | 0        | 0        | 2         | 0        | 4         | 0        | 0        | 0        | 2        | .214        | .313        |
| Quirk         | .000        | 1        | 3          | 0        | 0         | 0         | 0        | 0        | 0        | 0        | 0        | 0        | 0        | 0         | 0        | 2         | 0        | 0        | 0        | 0        | .000        | .000        |
| Randolph      | .267        | 4        | 15         | 0        | 4         | 4         | 0        | 0        | 0        | 0        | 0        | 0        | 0        | 1         | 0        | 0         | 1        | 0        | 0        | 0        | .267        | .313        |
| Steinbach     | .125        | 3        | 8          | 0        | 1         | 1         | 0        | 0        | 0        | 0        | 0        | 0        | 0        | 0         | 0        | 1         | 0        | 0        | 0        | 0        | .125        | .125        |
| Stewart       | .000        | 2        | 1          | 0        | 0         | 0         | 0        | 0        | 0        | 0        | 0        | 0        | 0        | 0         | 0        | 1         | 0        | 0        | 0        | 1        | .000        | .000        |
| Welch         | .000        | 1        | 3          | 0        | 0         | 0         | 0        | 0        | 0        | 0        | 1        | 0        | 0        | 0         | 0        | 2         | 0        | 0        | 0        | 0        | .000        | .000        |
| <b>Totals</b> | <b>.207</b> | <b>4</b> | <b>135</b> | <b>8</b> | <b>28</b> | <b>41</b> | <b>4</b> | <b>0</b> | <b>3</b> | <b>8</b> | <b>2</b> | <b>1</b> | <b>0</b> | <b>12</b> | <b>1</b> | <b>28</b> | <b>7</b> | <b>0</b> | <b>2</b> | <b>5</b> | <b>.304</b> | <b>.270</b> |

| PITCHER       | W        | L        | ERA         | G        | GS       | CG       | GF       | SHO      | SV       | IP          | H         | R         | ER        | HR       | HB       | BB        | IBB      | SO       | WP       | BK       | AVG         |
|---------------|----------|----------|-------------|----------|----------|----------|----------|----------|----------|-------------|-----------|-----------|-----------|----------|----------|-----------|----------|----------|----------|----------|-------------|
| Burns         | 0        | 0        | 16.20       | 2        | 0        | 0        | 0        | 0        | 0        | 1.2         | 5         | 3         | 3         | 0        | 0        | 2         | 0        | 0        | 1        | 0        | .500        |
| Eckersley     | 0        | 1        | 6.75        | 2        | 0        | 0        | 2        | 0        | 0        | 1.1         | 3         | 1         | 1         | 0        | 0        | 0         | 0        | 0        | 1        | 0        | .429        |
| Honeycutt     | 0        | 0        | 0.00        | 1        | 0        | 0        | 0        | 0        | 0        | 1.2         | 2         | 0         | 0         | 0        | 0        | 1         | 1        | 0        | 0        | 0        | .286        |
| Klink         | 0        | 0        | —           | 1        | 0        | 0        | 0        | 0        | 0        | 0.0         | 0         | 0         | 0         | 0        | 0        | 1         | 0        | 0        | 0        | 0        | —           |
| Moore         | 0        | 1        | 6.75        | 1        | 1        | 0        | 0        | 0        | 0        | 2.2         | 8         | 6         | 2         | 2        | 0        | 0         | 0        | 1        | 0        | 0        | .500        |
| Nelson        | 0        | 0        | 0.00        | 2        | 0        | 0        | 0        | 0        | 0        | 5.0         | 3         | 0         | 0         | 0        | 0        | 2         | 0        | 0        | 0        | 0        | .188        |
| Sanderson     | 0        | 0        | 10.80       | 2        | 0        | 0        | 0        | 0        | 0        | 1.2         | 4         | 2         | 2         | 0        | 0        | 1         | 0        | 0        | 1        | 0        | .500        |
| Stewart       | 0        | 2        | 3.46        | 2        | 2        | 1        | 0        | 0        | 0        | 13.0        | 10        | 6         | 5         | 1        | 1        | 6         | 0        | 5        | 0        | 0        | .222        |
| Welch         | 0        | 0        | 4.91        | 1        | 1        | 0        | 0        | 0        | 0        | 7.1         | 9         | 4         | 4         | 0        | 0        | 2         | 0        | 2        | 0        | 0        | .310        |
| Young         | 0        | 0        | 0.00        | 1        | 0        | 0        | 1        | 0        | 0        | 1.0         | 1         | 0         | 0         | 0        | 0        | 0         | 0        | 0        | 0        | 0        | .250        |
| <b>Totals</b> | <b>0</b> | <b>4</b> | <b>3.57</b> | <b>4</b> | <b>4</b> | <b>1</b> | <b>3</b> | <b>0</b> | <b>0</b> | <b>35.1</b> | <b>45</b> | <b>22</b> | <b>14</b> | <b>3</b> | <b>1</b> | <b>15</b> | <b>1</b> | <b>9</b> | <b>2</b> | <b>0</b> | <b>.317</b> |

### Results and Boxscores

1992 AMERICAN LEAGUE CHAMPIONSHIP SERIES

The A's return to the ALCS for the fourth time in the last five years, but lose for the first time during that stretch as Toronto wins the series, 4-2. The A's hit .251 as a team led by Harold Baines (.440) and Jerry Browne (.400). Ruben Sierra leads Oakland with seven RBI. Dave Stewart has one of the A's two wins and posts a 2.70 ERA.

The A's open the series with a 4-3 win in Game 1 at Toronto as Harold Baines breaks a 3-3 tie with a ninth inning home run. Oakland scores three in the first on home runs by Mark McGwire and Terry Steinbach but Dave Stewart allows single runs in the fifth, sixth and eighth innings. Toronto comes back to win Game 2, 3-1 as David Cone shuts out the A's over the first eight innings before Baines has a RBI single in the ninth. Mike Moore allows three runs in seven innings for the loss. The Blue Jays win the first game in Oakland, 7-5 as Juan Guzman defeats Ron Darling. The A's collect 13 hits but strand 11 runners. Toronto then goes up 3-1 in the series with a 7-6, 11 inning win in Game 4. The A's score five times in the third and lead 6-1 entering the eighth. The Blue Jays score three times in the eighth and then tie the game on a two-run home run by Roberto Alomar off Dennis Eckersley in the ninth. A Pat Borders sacrifice fly off Kelly Downs in the 11th is the game winner. Dave Stewart keeps the A's alive with a complete game seven hitter as Oakland wins Game 5, 6-2. Jerry Browne provides the offense with four hits and two RBI and Ruben Sierra adds three RBI. The series returns to Toronto for Game 6 and the Blue Jays clinch the AL Pennant with a 9-2 win. Mike Moore takes the loss, allowing six runs on seven hits in 2.2 innings.

FINAL STATISTICS

| PLAYER        | AVG         | G        | AB         | R         | H         | TB        | 2B       | 3B       | HR       | RBI       | SH       | SF       | HP       | BB        | IBB      | SO        | SB        | CS       | DP       | E        | SLG         | OBP         |
|---------------|-------------|----------|------------|-----------|-----------|-----------|----------|----------|----------|-----------|----------|----------|----------|-----------|----------|-----------|-----------|----------|----------|----------|-------------|-------------|
| Baines        | .440        | 6        | 25         | 6         | 11        | 16        | 2        | 0        | 1        | 4         | 1        | 0        | 0        | 0         | 0        | 3         | 0         | 0        | 1        | 0        | .640        | .440        |
| Blankenship   | .231        | 5        | 13         | 2         | 3         | 3         | 0        | 0        | 0        | 0         | 0        | 0        | 0        | 3         | 0        | 4         | 1         | 0        | 0        | 2        | .231        | .375        |
| Bordick       | .053        | 6        | 19         | 1         | 1         | 1         | 0        | 0        | 0        | 0         | 0        | 0        | 0        | 1         | 0        | 2         | 1         | 0        | 1        | 0        | .053        | .100        |
| Browne        | .400        | 4        | 10         | 3         | 4         | 4         | 0        | 0        | 2        | 1         | 0        | 0        | 0        | 2         | 0        | 0         | 0         | 0        | 0        | 0        | .400        | .500        |
| Fox           | .000        | 4        | 1          | 0         | 0         | 0         | 0        | 0        | 0        | 0         | 0        | 0        | 0        | 1         | 0        | 0         | 2         | 0        | 0        | 0        | .000        | .500        |
| Henderson     | .261        | 6        | 23         | 5         | 6         | 6         | 0        | 0        | 0        | 1         | 0        | 0        | 0        | 4         | 0        | 4         | 2         | 0        | 0        | 3        | .261        | .370        |
| Lansford      | .167        | 5        | 18         | 0         | 3         | 3         | 0        | 0        | 0        | 1         | 0        | 0        | 0        | 1         | 0        | 1         | 0         | 0        | 1        | 1        | .167        | .211        |
| McGwire       | .150        | 6        | 20         | 1         | 3         | 6         | 0        | 0        | 1        | 3         | 1        | 0        | 1        | 5         | 2        | 4         | 0         | 0        | 0        | 1        | .300        | .346        |
| Quirk         | .000        | 1        | 1          | 0         | 0         | 0         | 0        | 0        | 0        | 0         | 0        | 0        | 0        | 0         | 0        | 0         | 0         | 0        | 0        | 0        | .000        | .000        |
| Ready         | .000        | 1        | 1          | 0         | 0         | 0         | 0        | 0        | 0        | 0         | 0        | 0        | 0        | 0         | 0        | 1         | 0         | 0        | 0        | 0        | .000        | .000        |
| Sierra        | .333        | 6        | 24         | 4         | 8         | 15        | 2        | 1        | 1        | 7         | 0        | 2        | 0        | 2         | 0        | 1         | 1         | 2        | 1        | 0        | .625        | .357        |
| Steinbach     | .292        | 6        | 24         | 1         | 7         | 10        | 0        | 0        | 1        | 5         | 0        | 0        | 0        | 2         | 0        | 7         | 0         | 0        | 1        | 0        | .417        | .346        |
| Weiss         | .167        | 3        | 6          | 1         | 1         | 1         | 0        | 0        | 0        | 0         | 0        | 0        | 0        | 2         | 0        | 1         | 2         | 0        | 0        | 0        | .167        | .375        |
| Wilson        | .227        | 6        | 22         | 0         | 5         | 6         | 1        | 0        | 0        | 0         | 0        | 0        | 0        | 1         | 0        | 5         | 7         | 0        | 0        | 0        | .273        | .261        |
| <b>Totals</b> | <b>.251</b> | <b>6</b> | <b>207</b> | <b>24</b> | <b>52</b> | <b>71</b> | <b>5</b> | <b>1</b> | <b>4</b> | <b>23</b> | <b>3</b> | <b>2</b> | <b>1</b> | <b>24</b> | <b>2</b> | <b>33</b> | <b>16</b> | <b>2</b> | <b>5</b> | <b>7</b> | <b>.343</b> | <b>.329</b> |

| PITCHER       | W        | L        | ERA         | G        | GS       | CG       | GF       | SHO      | SV       | IP          | H         | R         | ER        | HR        | HB       | BB        | IBB      | SO        | WP       | BK       | AVG         |
|---------------|----------|----------|-------------|----------|----------|----------|----------|----------|----------|-------------|-----------|-----------|-----------|-----------|----------|-----------|----------|-----------|----------|----------|-------------|
| Corsi         | 0        | 0        | 0.00        | 3        | 0        | 0        | 0        | 0        | 0        | 2.0         | 2         | 0         | 0         | 0         | 0        | 3         | 0        | 0         | 0        | 0        | .286        |
| Darling       | 0        | 1        | 3.00        | 1        | 1        | 0        | 0        | 0        | 0        | 6.0         | 4         | 3         | 2         | 2         | 0        | 2         | 0        | 3         | 2        | 0        | .200        |
| Downs         | 0        | 1        | 3.86        | 2        | 0        | 0        | 1        | 0        | 0        | 2.1         | 3         | 3         | 1         | 0         | 0        | 1         | 0        | 0         | 0        | 0        | .300        |
| Eckersley     | 0        | 0        | 6.00        | 3        | 0        | 0        | 2        | 0        | 1        | 3.0         | 8         | 2         | 2         | 1         | 0        | 0         | 0        | 2         | 0        | 0        | .471        |
| Honeycutt     | 0        | 0        | 0.00        | 2        | 0        | 0        | 0        | 0        | 0        | 2.0         | 0         | 0         | 0         | 0         | 0        | 0         | 0        | 1         | 0        | 0        | .000        |
| Moore         | 0        | 2        | 7.45        | 2        | 2        | 0        | 0        | 0        | 0        | 9.2         | 11        | 9         | 8         | 3         | 0        | 5         | 1        | 7         | 0        | 0        | .282        |
| Parrett       | 0        | 0        | 11.57       | 3        | 0        | 0        | 1        | 0        | 0        | 2.1         | 6         | 3         | 3         | 0         | 0        | 0         | 0        | 1         | 0        | 0        | .600        |
| Russell       | 1        | 0        | 9.00        | 3        | 0        | 0        | 0        | 0        | 0        | 2.0         | 2         | 2         | 2         | 0         | 0        | 4         | 0        | 0         | 1        | 0        | .222        |
| Stewart       | 1        | 0        | 2.70        | 2        | 2        | 1        | 0        | 0        | 0        | 16.2        | 14        | 5         | 5         | 3         | 0        | 6         | 0        | 7         | 0        | 0        | .233        |
| Welch         | 0        | 0        | 2.57        | 1        | 1        | 0        | 0        | 0        | 0        | 7.0         | 7         | 2         | 2         | 1         | 0        | 1         | 0        | 7         | 0        | 0        | .250        |
| Witt          | 0        | 0        | 18.00       | 1        | 0        | 0        | 1        | 0        | 0        | 1.0         | 2         | 2         | 2         | 0         | 0        | 1         | 0        | 1         | 0        | 0        | .500        |
| <b>Totals</b> | <b>2</b> | <b>4</b> | <b>4.50</b> | <b>6</b> | <b>6</b> | <b>1</b> | <b>5</b> | <b>0</b> | <b>1</b> | <b>54.0</b> | <b>59</b> | <b>31</b> | <b>27</b> | <b>10</b> | <b>0</b> | <b>23</b> | <b>1</b> | <b>29</b> | <b>3</b> | <b>0</b> | <b>.281</b> |

[Results and Boxscores](#)

## 2000 AMERICAN LEAGUE DIVISION SERIES

The A's return to postseason play for the first time since 1992 and take the eventual World Champion New York Yankees to five games before losing the series, 3-2. The A's outscore New York 23-19, thanks to an 11-1 win in Game 4. Oakland hits .263 as a team led by Ramon Hernandez (.375). The pitching staff compiles a 3.48 ERA led by Jim Mecir who tossed 5.1 shutout innings and retired 16 of the 17 hitters he faces.

The A's open the series with a 5-3 win in Oakland as Ramon Hernandez has a RBI double in the sixth inning to break a 3-3 tie. Trailing 2-0 after four innings, the A's score three times in the fifth, beginning with a Hernandez RBI single. Gil Heredia allows three runs in six innings for the win. The Yankees come back to win Game 2 as Andy Pettitte and Mariano Rivera combine to shut out the A's on six hits. The series moves to New York for Game 3 and the Yankees win their second straight with a 4-2 victory. Tim Hudson goes the distance for the A's but Orlando Hernandez and Rivera combine to limit the A's to two runs on four hits, including a Terrence Long home run. Facing elimination in Game 4, Barry Zito allows one run in 5 2/3 innings to pick up the victory in the A's 11-1 win. Olmedo Saenz hits a three-run home run in the first inning and Ben Grieve adds a two-run single in the A's three-run sixth. Oakland adds another run in the eighth and four more in the ninth, including a two-run double by Eric Chavez. The series returns to Oakland for Game 5 but the Yankees score six times in the first inning off Gil Heredia for a 7-5 win. The A's score twice in the second, once in the third and two more times in the fourth but are shut out on three hits over the final five innings.

### FINAL STATISTICS

| PLAYER        | AVG         | G        | AB         | R         | H         | TB        | 2B       | 3B       | HR       | RBI       | SH       | SF       | HP       | BB        | IBB      | SO        | SB       | CS       | DP       | E        | SLG         | OBP         |
|---------------|-------------|----------|------------|-----------|-----------|-----------|----------|----------|----------|-----------|----------|----------|----------|-----------|----------|-----------|----------|----------|----------|----------|-------------|-------------|
| Chavez        | .333        | 5        | 21         | 4         | 7         | 10        | 3        | 0        | 4        | 0         | 0        | 0        | 0        | 0         | 0        | 5         | 0        | 0        | 1        | 0        | .476        | .333        |
| Christenson   | .500        | 2        | 2          | 0         | 1         | 1         | 0        | 0        | 0        | 1         | 0        | 0        | 0        | 0         | 0        | 1         | 0        | 0        | 0        | 0        | .500        | .500        |
| Fasano        | —           | 1        | 0          | 0         | 0         | 0         | 0        | 0        | 0        | 0         | 0        | 0        | 0        | 0         | 0        | 0         | 0        | 0        | 0        | 0        | —           | —           |
| Giambi, Ja.   | .286        | 5        | 14         | 2         | 4         | 4         | 0        | 0        | 1        | 0         | 1        | 0        | 7        | 1         | 2        | 1         | 0        | 0        | 1        | 0        | .286        | .500        |
| Giambi, Je.   | .333        | 4        | 9          | 1         | 3         | 3         | 0        | 0        | 0        | 1         | 0        | 0        | 0        | 2         | 0        | 2         | 0        | 0        | 0        | 0        | .333        | .455        |
| Grieve        | .118        | 5        | 17         | 1         | 2         | 2         | 0        | 0        | 0        | 2         | 0        | 0        | 3        | 0         | 7        | 0         | 0        | 2        | 0        | 2        | .118        | .250        |
| Hernandez     | .375        | 5        | 16         | 3         | 6         | 8         | 2        | 0        | 0        | 3         | 1        | 0        | 1        | 0         | 3        | 0         | 0        | 0        | 0        | 1        | .500        | .412        |
| Long          | .158        | 5        | 19         | 2         | 3         | 6         | 0        | 0        | 1        | 1         | 0        | 0        | 0        | 3         | 0        | 2         | 0        | 0        | 2        | 1        | .316        | .273        |
| Menechino     | —           | 1        | 0          | 0         | 0         | 0         | 0        | 0        | 0        | 0         | 0        | 0        | 0        | 0         | 0        | 0         | 0        | 0        | 0        | 0        | —           | —           |
| Piatt         | .167        | 3        | 6          | 2         | 1         | 1         | 0        | 0        | 0        | 0         | 0        | 0        | 0        | 0         | 1        | 0         | 0        | 0        | 0        | 0        | .167        | .167        |
| Porter        | 1.000       | 2        | 1          | 0         | 1         | 1         | 0        | 0        | 0        | 1         | 0        | 0        | 0        | 0         | 0        | 0         | 0        | 0        | 0        | 0        | 1.000       | 1.000       |
| Saenz         | .231        | 4        | 13         | 1         | 3         | 6         | 0        | 0        | 1        | 4         | 0        | 1        | 1        | 0         | 0        | 2         | 0        | 0        | 1        | 0        | .462        | .267        |
| Stairs        | .111        | 3        | 9          | 0         | 1         | 2         | 1        | 0        | 0        | 0         | 0        | 0        | 0        | 0         | 1        | 0         | 0        | 0        | 0        | 0        | .222        | .111        |
| Tejada        | .350        | 5        | 20         | 5         | 7         | 9         | 2        | 0        | 0        | 1         | 0        | 0        | 2        | 0         | 2        | 1         | 0        | 0        | 0        | 0        | .450        | .409        |
| Velarde       | .250        | 5        | 20         | 2         | 5         | 6         | 1        | 0        | 0        | 3         | 0        | 0        | 0        | 2         | 0        | 3         | 1        | 0        | 0        | 2        | .300        | .318        |
| <b>Totals</b> | <b>.263</b> | <b>5</b> | <b>167</b> | <b>23</b> | <b>44</b> | <b>59</b> | <b>9</b> | <b>0</b> | <b>2</b> | <b>22</b> | <b>1</b> | <b>2</b> | <b>2</b> | <b>19</b> | <b>1</b> | <b>31</b> | <b>3</b> | <b>0</b> | <b>6</b> | <b>5</b> | <b>.353</b> | <b>.342</b> |

| PITCHER       | W        | L        | ERA         | G        | GS       | CG       | GF       | SHO      | SV       | IP          | H         | R         | ER        | HR       | HB       | BB        | IBB      | SO        | WP       | BK       | AVG         |
|---------------|----------|----------|-------------|----------|----------|----------|----------|----------|----------|-------------|-----------|-----------|-----------|----------|----------|-----------|----------|-----------|----------|----------|-------------|
| Appier        | 0        | 1        | 3.48        | 2        | 1        | 0        | 0        | 0        | 0        | 10.1        | 10        | 4         | 4         | 1        | 0        | 6         | 1        | 13        | 0        | 0        | .250        |
| Heredia       | 1        | 1        | 12.79       | 2        | 2        | 0        | 0        | 0        | 0        | 6.1         | 11        | 9         | 9         | 0        | 1        | 3         | 0        | 3         | 0        | 0        | .407        |
| Hudson        | 0        | 1        | 3.38        | 1        | 1        | 1        | 0        | 0        | 0        | 8.0         | 6         | 4         | 3         | 0        | 0        | 4         | 0        | 5         | 0        | 0        | .194        |
| Isringhausen  | 0        | 0        | 0.00        | 2        | 0        | 0        | 2        | 0        | 1        | 2.0         | 1         | 0         | 0         | 0        | 0        | 0         | 0        | 3         | 0        | 0        | .143        |
| Jones         | 0        | 0        | 0.00        | 2        | 0        | 0        | 2        | 0        | 0        | 1.1         | 1         | 0         | 0         | 0        | 0        | 0         | 0        | 1         | 0        | 0        | .200        |
| Magnante      | 0        | 0        | 0.00        | 2        | 0        | 0        | 0        | 0        | 0        | 3.0         | 1         | 0         | 0         | 0        | 0        | 0         | 0        | 2         | 0        | 0        | .111        |
| Mecir         | 0        | 0        | 0.00        | 3        | 0        | 0        | 0        | 0        | 0        | 5.1         | 1         | 0         | 0         | 0        | 0        | 0         | 0        | 2         | 0        | 0        | .059        |
| Tam           | 0        | 0        | 0.00        | 3        | 0        | 0        | 0        | 0        | 0        | 2.0         | 3         | 1         | 0         | 0        | 0        | 1         | 1        | 1         | 0        | 0        | .333        |
| Zito          | 1        | 0        | 1.59        | 1        | 1        | 0        | 0        | 0        | 0        | 5.2         | 7         | 1         | 1         | 0        | 0        | 2         | 0        | 5         | 0        | 0        | .304        |
| <b>Totals</b> | <b>2</b> | <b>3</b> | <b>3.48</b> | <b>5</b> | <b>5</b> | <b>1</b> | <b>4</b> | <b>0</b> | <b>1</b> | <b>44.0</b> | <b>41</b> | <b>19</b> | <b>17</b> | <b>1</b> | <b>1</b> | <b>16</b> | <b>2</b> | <b>35</b> | <b>0</b> | <b>0</b> | <b>.244</b> |

### Results and Boxscores

2001 AMERICAN LEAGUE DIVISION SERIES

The A's face New York in the American League Division Series again and lose to the Yankees in five games for the second straight year. The pitching staff compiles a 2.86 ERA, including 0.93 by Tim Hudson. Johnny Damon leads the A's with a .409 batting average and Terrence Long hits two home runs, both in Game 1.

The A's open the series with a 5-3 win for the second consecutive year as Mark Mulder allows one run on seven hits in 6 2/3 innings for the win. Terrence Long becomes the sixth Athletic to homer twice in a postseason game as he leads off the fourth and eighth innings with home runs. Johnny Damon is 4 for 4 with a walk and steals two bases. Tim Hudson combines with Jason Isringhausen for a 2-0, seven-hit shutout in Game 2. Hudson allows six of the hits in eight innings and Ron Gant homers to start the fourth inning. The series returns to Oakland for Game 3 and Mike Mussina and Mariano Rivera combine to shut out the A's on six hits. Jorge Posada homers with one out in the fifth for the only run and Barry Zito takes the loss, despite allowing one run on two hits and one walk in eight innings. Cory Lidle starts Game 4 and allows two unearned runs in the second, two in the third and two of the Yankees three runs in the fourth in a 9-2 loss. Lidle allows six runs on five hits and three walks in 3 1/3 innings. Miguel Tejada has four hits and Jermaine Dye breaks his leg after fouling off a pitch in the third inning. The series returns to Yankee Stadium for Game 5 and New York completes its comeback with a 5-3 win. RBI singles by Jason and Jeremy Giambi in the first and second innings give the A's a 2-0 lead but New York scores two in the second and unearned runs in the third and fourth off Mulder to take the lead for good. Mulder allows four runs on seven hits in 4 1/3 innings for the loss.

FINAL STATISTICS

| PLAYER        | AVG         | G        | AB         | R         | H         | TB        | 2B        | 3B       | HR       | RBI       | SH       | SF       | HP       | BB        | IBB      | SO        | SB       | CS       | DP       | E        | SLG         | OBP         |
|---------------|-------------|----------|------------|-----------|-----------|-----------|-----------|----------|----------|-----------|----------|----------|----------|-----------|----------|-----------|----------|----------|----------|----------|-------------|-------------|
| Byrnes        | .000        | 2        | 2          | 0         | 0         | 0         | 0         | 0        | 0        | 0         | 0        | 0        | 0        | 0         | 0        | 1         | 0        | 0        | 0        | 0        | .000        | .000        |
| Chavez        | .143        | 5        | 21         | 0         | 3         | 4         | 1         | 0        | 0        | 0         | 0        | 0        | 0        | 0         | 0        | 5         | 0        | 0        | 1        | 1        | .190        | .143        |
| Damon         | .409        | 5        | 22         | 3         | 9         | 13        | 2         | 1        | 0        | 0         | 0        | 0        | 0        | 1         | 0        | 1         | 2        | 0        | 0        | 0        | .591        | .435        |
| Dye           | .231        | 4        | 13         | 0         | 3         | 5         | 2         | 0        | 0        | 0         | 0        | 0        | 2        | 0         | 0        | 2         | 0        | 0        | 0        | 0        | .385        | .333        |
| Gant          | .182        | 4        | 11         | 1         | 2         | 5         | 0         | 0        | 1        | 1         | 0        | 0        | 0        | 0         | 0        | 3         | 0        | 0        | 0        | 0        | .455        | .182        |
| Giambi, Ja.   | .353        | 5        | 17         | 2         | 6         | 9         | 0         | 0        | 1        | 4         | 0        | 1        | 0        | 4         | 1        | 2         | 0        | 0        | 1        | 1        | .529        | .455        |
| Giambi, Je.   | .308        | 5        | 13         | 0         | 4         | 5         | 1         | 0        | 0        | 2         | 0        | 0        | 0        | 1         | 0        | 0         | 1        | 0        | 0        | 0        | .385        | .357        |
| Hernandez     | .000        | 5        | 10         | 0         | 0         | 0         | 0         | 0        | 0        | 0         | 0        | 0        | 1        | 1         | 0        | 4         | 0        | 0        | 0        | 0        | .000        | .167        |
| Long          | .389        | 5        | 18         | 3         | 7         | 16        | 3         | 0        | 2        | 3         | 0        | 0        | 0        | 1         | 0        | 2         | 0        | 0        | 0        | 0        | .889        | .421        |
| Menechino     | .083        | 4        | 12         | 2         | 1         | 1         | 0         | 0        | 0        | 0         | 0        | 0        | 0        | 1         | 0        | 4         | 0        | 0        | 0        | 1        | .083        | .154        |
| Myers         | .143        | 3        | 7          | 0         | 1         | 1         | 0         | 0        | 0        | 0         | 0        | 0        | 0        | 0         | 0        | 3         | 0        | 0        | 1        | 1        | .143        | .143        |
| Saenz         | .000        | 3        | 4          | 0         | 0         | 0         | 0         | 0        | 0        | 0         | 0        | 0        | 0        | 0         | 0        | 1         | 0        | 0        | 0        | 0        | .000        | .000        |
| Santangelo    | .333        | 2        | 3          | 0         | 1         | 2         | 1         | 0        | 0        | 0         | 0        | 0        | 1        | 0         | 0        | 0         | 0        | 0        | 0        | 0        | .667        | .500        |
| Tejada        | .286        | 5        | 21         | 1         | 6         | 9         | 3         | 0        | 0        | 1         | 0        | 1        | 1        | 0         | 0        | 3         | 0        | 0        | 0        | 1        | .429        | .304        |
| <b>Totals</b> | <b>.247</b> | <b>5</b> | <b>174</b> | <b>12</b> | <b>43</b> | <b>70</b> | <b>13</b> | <b>1</b> | <b>4</b> | <b>11</b> | <b>0</b> | <b>2</b> | <b>3</b> | <b>11</b> | <b>1</b> | <b>31</b> | <b>3</b> | <b>0</b> | <b>3</b> | <b>6</b> | <b>.402</b> | <b>.300</b> |

| PITCHER       | W        | L        | ERA         | G        | GS       | CG       | GF       | SHO      | SV       | IP          | H         | R         | ER        | HR       | HB       | BB        | IBB      | SO        | WP       | BK       | AVG         |
|---------------|----------|----------|-------------|----------|----------|----------|----------|----------|----------|-------------|-----------|-----------|-----------|----------|----------|-----------|----------|-----------|----------|----------|-------------|
| Bradford      | 0        | 0        | 0.00        | 1        | 0        | 0        | 0        | 0        | 0        | 1.0         | 0         | 0         | 0         | 0        | 0        | 0         | 0        | 1         | 0        | 0        | .000        |
| Guthrie       | 0        | 0        | 0.00        | 2        | 0        | 0        | 1        | 0        | 0        | 3.0         | 0         | 0         | 0         | 0        | 0        | 0         | 0        | 2         | 0        | 0        | .000        |
| Hiljus        | 0        | 0        | 27.00       | 1        | 0        | 0        | 0        | 0        | 0        | 0.1         | 0         | 1         | 1         | 0        | 0        | 2         | 0        | 0         | 0        | 0        | .000        |
| Hudson        | 1        | 0        | 0.93        | 2        | 1        | 0        | 0        | 0        | 0        | 9.2         | 8         | 1         | 1         | 1        | 0        | 1         | 0        | 5         | 0        | 0        | .222        |
| Isringhausen  | 0        | 0        | 0.00        | 2        | 0        | 0        | 2        | 0        | 2        | 2.0         | 1         | 0         | 0         | 0        | 0        | 1         | 0        | 3         | 0        | 0        | .143        |
| Lidle         | 0        | 1        | 10.80       | 1        | 1        | 0        | 0        | 0        | 0        | 3.1         | 5         | 6         | 4         | 0        | 0        | 3         | 0        | 0         | 0        | 0        | .357        |
| Magnante      | 0        | 0        | 0.00        | 1        | 0        | 0        | 0        | 0        | 0        | 1.1         | 3         | 0         | 0         | 0        | 0        | 1         | 0        | 1         | 0        | 0        | .500        |
| Mecir         | 0        | 0        | 5.40        | 2        | 0        | 0        | 1        | 0        | 0        | 3.1         | 4         | 2         | 2         | 1        | 0        | 0         | 0        | 4         | 0        | 0        | .286        |
| Mulder        | 1        | 1        | 2.45        | 2        | 2        | 0        | 0        | 0        | 0        | 11.0        | 14        | 5         | 3         | 0        | 2        | 2         | 0        | 7         | 0        | 0        | .318        |
| Tam           | 0        | 0        | 18.00       | 1        | 0        | 0        | 1        | 0        | 0        | 1.0         | 3         | 2         | 2         | 0        | 0        | 0         | 0        | 0         | 0        | 0        | .500        |
| Zito          | 0        | 1        | 1.13        | 1        | 1        | 0        | 0        | 0        | 0        | 8.0         | 2         | 1         | 1         | 1        | 2        | 1         | 0        | 6         | 0        | 0        | .077        |
| <b>Totals</b> | <b>2</b> | <b>3</b> | <b>2.86</b> | <b>5</b> | <b>5</b> | <b>0</b> | <b>5</b> | <b>1</b> | <b>2</b> | <b>44.0</b> | <b>40</b> | <b>18</b> | <b>14</b> | <b>3</b> | <b>4</b> | <b>11</b> | <b>0</b> | <b>29</b> | <b>0</b> | <b>0</b> | <b>.241</b> |

[Results and Boxscores](#)

## 2002 AMERICAN LEAGUE DIVISION SERIES

The A's reach the postseason for the third consecutive season, facing Minnesota in the ALDS. However, the A's lose in five games for the third straight year. The A's hit .288 in the series, scoring 26 runs in the five games. Scott Hatteberg leads the A's with a .500 batting average and Ray Durham hits two home runs. The A's pitching staff allows 27 runs for a 4.09 ERA.

After winning Game 1 in each of the previous two seasons, the A's drop the opener in 2002, 7-5. The A's take a 5-1 lead after two innings but Tim Hudson allows a run in the third and one of the Twins three runs in the sixth. Ted Lilly allows two runs in two-thirds of an inning for the loss and blown save. The A's win Game 2 9-1 as Eric Chavez hits a three-run home run in the first to give Mark Mulder all the runs he would need. Mulder allows a run on five hits in six innings. The series moves to Minnesota for Game 3 and the A's win 6-3 behind Barry Zito. Ray Durham leads off the game with an inside-the-park home run and Scott Hatteberg follows with a home run to mark the first time in postseason history a team has started a game with back-to-back home runs. The Twins even the series at two with an 11-2 win in Game 4. Miguel Tejada hits a two-run home run in the third inning but Tim Hudson allows two in the bottom of the inning before the Twins score seven unearned runs in the fourth to hand Hudson the loss. Minnesota then wins Game 5, 5-4. The Twins take a 2-0 lead before Ray Durham homers in the bottom of the third. The score remains 2-1 until Billy Koch allows three runs in the ninth. Mark Ellis hits a three-run home run in the bottom of the ninth.

### FINAL STATISTICS

| PLAYER        | AVG         | G        | AB         | R         | H         | TB        | 2B        | 3B       | HR       | RBI       | SH       | SF       | HP       | BB        | IBB      | SO        | SB       | CS       | DP       | E        | SLG         | OBP         |
|---------------|-------------|----------|------------|-----------|-----------|-----------|-----------|----------|----------|-----------|----------|----------|----------|-----------|----------|-----------|----------|----------|----------|----------|-------------|-------------|
| Byrnes        | .000        | 2        | 1          | 0         | 0         | 0         | 0         | 0        | 0        | 0         | 0        | 0        | 0        | 0         | 0        | 1         | 0        | 0        | 0        | 0        | .000        | .000        |
| Chavez        | .381        | 5        | 21         | 3         | 8         | 11        | 0         | 0        | 1        | 5         | 0        | 0        | 0        | 2         | 1        | 1         | 0        | 0        | 0        | 0        | .524        | .435        |
| Durham        | .333        | 5        | 21         | 7         | 7         | 16        | 3         | 0        | 2        | 2         | 0        | 0        | 1        | 2         | 0        | 4         | 1        | 0        | 0        | 0        | .762        | .417        |
| Dye           | .400        | 5        | 20         | 3         | 8         | 13        | 2         | 0        | 1        | 1         | 0        | 0        | 0        | 1         | 0        | 5         | 0        | 0        | 0        | 0        | .650        | .429        |
| Ellis         | .368        | 5        | 19         | 1         | 7         | 12        | 2         | 0        | 1        | 4         | 0        | 0        | 0        | 1         | 0        | 2         | 0        | 0        | 0        | 1        | .632        | .400        |
| Hatteberg     | .500        | 5        | 14         | 5         | 7         | 12        | 2         | 0        | 1        | 3         | 0        | 0        | 0        | 3         | 0        | 0         | 0        | 0        | 0        | 1        | .857        | .588        |
| Hernandez     | .059        | 5        | 17         | 0         | 1         | 1         | 0         | 0        | 0        | 0         | 0        | 0        | 0        | 0         | 0        | 4         | 0        | 0        | 1        | 0        | .059        | .059        |
| Justice       | .238        | 5        | 21         | 2         | 5         | 8         | 1         | 1        | 0        | 4         | 0        | 0        | 0        | 0         | 0        | 4         | 0        | 0        | 1        | 0        | .381        | .238        |
| Long          | .167        | 5        | 18         | 1         | 3         | 6         | 0         | 0        | 1        | 1         | 0        | 0        | 0        | 1         | 0        | 2         | 0        | 0        | 0        | 0        | .333        | .211        |
| Mabry         | .000        | 2        | 2          | 0         | 0         | 0         | 0         | 0        | 0        | 0         | 0        | 0        | 0        | 0         | 0        | 1         | 0        | 0        | 0        | 0        | .000        | .000        |
| Myers         | .000        | 2        | 1          | 0         | 0         | 0         | 0         | 0        | 0        | 0         | 0        | 0        | 0        | 0         | 0        | 1         | 0        | 0        | 0        | 0        | .000        | .000        |
| Piatt         | .333        | 3        | 3          | 0         | 1         | 2         | 1         | 0        | 0        | 0         | 0        | 0        | 0        | 0         | 0        | 1         | 0        | 0        | 0        | 0        | .667        | .333        |
| Saenz         | —           | 1        | 0          | 0         | 0         | 0         | 0         | 0        | 0        | 0         | 0        | 0        | 0        | 1         | 0        | 0         | 0        | 0        | 0        | 0        | —           | 1.000       |
| Tejada        | .143        | 5        | 21         | 3         | 3         | 7         | 1         | 0        | 1        | 4         | 0        | 1        | 0        | 1         | 0        | 7         | 0        | 0        | 0        | 1        | .333        | .174        |
| Velarde       | .600        | 4        | 5          | 1         | 3         | 4         | 1         | 0        | 0        | 1         | 0        | 0        | 0        | 0         | 0        | 1         | 0        | 0        | 0        | 0        | .800        | .600        |
| <b>Totals</b> | <b>.288</b> | <b>5</b> | <b>184</b> | <b>26</b> | <b>53</b> | <b>92</b> | <b>13</b> | <b>1</b> | <b>8</b> | <b>25</b> | <b>0</b> | <b>1</b> | <b>1</b> | <b>12</b> | <b>1</b> | <b>34</b> | <b>1</b> | <b>0</b> | <b>2</b> | <b>3</b> | <b>.500</b> | <b>.333</b> |

| PITCHER       | W        | L        | ERA         | G        | GS       | CG       | GF       | SHO      | SV       | IP          | H         | R         | ER        | HR       | HB       | BB        | IBB      | SO        | WP       | BK       | AVG         |
|---------------|----------|----------|-------------|----------|----------|----------|----------|----------|----------|-------------|-----------|-----------|-----------|----------|----------|-----------|----------|-----------|----------|----------|-------------|
| Bowie         | 0        | 0        | 0.00        | 1        | 0        | 0        | 1        | 0        | 0        | 1.1         | 0         | 0         | 0         | 0        | 0        | 0         | 0        | 3         | 0        | 0        | .000        |
| Bradford      | 0        | 0        | 0.00        | 2        | 0        | 0        | 0        | 0        | 0        | 3.0         | 1         | 0         | 0         | 0        | 1        | 0         | 0        | 1         | 0        | 0        | .111        |
| Hudson        | 0        | 1        | 6.23        | 2        | 2        | 0        | 0        | 0        | 0        | 8.2         | 13        | 11        | 6         | 2        | 1        | 4         | 0        | 8         | 1        | 0        | .333        |
| Koch          | 0        | 0        | 9.00        | 3        | 0        | 0        | 3        | 0        | 1        | 3.0         | 5         | 3         | 3         | 1        | 0        | 2         | 0        | 3         | 0        | 0        | .357        |
| Lidle         | 0        | 0        | 9.00        | 1        | 0        | 0        | 0        | 0        | 0        | 1.0         | 2         | 1         | 1         | 0        | 0        | 0         | 0        | 0         | 0        | 0        | .400        |
| Lilly         | 0        | 1        | 13.50       | 2        | 0        | 0        | 0        | 0        | 0        | 4.0         | 10        | 6         | 6         | 1        | 0        | 1         | 0        | 3         | 1        | 0        | .476        |
| Mecir         | 0        | 0        | 0.00        | 1        | 0        | 0        | 1        | 0        | 0        | 1.0         | 0         | 0         | 0         | 0        | 0        | 0         | 0        | 2         | 0        | 0        | .000        |
| Mulder        | 1        | 1        | 2.08        | 2        | 2        | 0        | 0        | 0        | 0        | 13.0        | 14        | 3         | 3         | 1        | 0        | 3         | 1        | 12        | 1        | 0        | .280        |
| Rincon        | 0        | 0        | 0.00        | 2        | 0        | 0        | 0        | 0        | 0        | 3.0         | 2         | 0         | 0         | 0        | 0        | 0         | 0        | 2         | 0        | 0        | .182        |
| Zito          | 1        | 0        | 4.50        | 1        | 1        | 0        | 0        | 0        | 0        | 6.0         | 5         | 3         | 3         | 0        | 0        | 4         | 0        | 8         | 1        | 0        | .217        |
| <b>Totals</b> | <b>2</b> | <b>3</b> | <b>4.09</b> | <b>5</b> | <b>5</b> | <b>0</b> | <b>5</b> | <b>0</b> | <b>1</b> | <b>44.0</b> | <b>52</b> | <b>27</b> | <b>20</b> | <b>5</b> | <b>2</b> | <b>14</b> | <b>1</b> | <b>42</b> | <b>4</b> | <b>0</b> | <b>.291</b> |

### [Results and Boxscores](#)

## 2003 AMERICAN LEAGUE DIVISION SERIES

The A's reach the postseason for the fourth consecutive season, facing Boston in the ALDS. However, the A's lose in five games for the fourth straight year. The A's hit .213 in the series and outscore the Red Sox 18-17. Eric Byrnes leads the A's with a .462 batting average. The A's pitching staff records a 2.98 ERA and Ted Lilly does not allow a run in 9.0 innings.

The A's win Game 1 in 12 innings as Ramon Hernandez has a bases loaded two-out bunt single in the bottom of the 12th for a 5-4 win. Erubiel Durazo sends the game into extra innings with a two-out RBI single in the bottom of the ninth. Oakland takes a 2-0 lead in the series with a 5-1 win in Game 2. The A's score all five of their runs in the second inning, highlighted by a Hernandez RBI single and an Eric Byrnes two-run double. Barry Zito allows one run on five hits in 7.0 innings and strikes out nine for the win. The series moves to Boston for Game 3 and the Sox win 3-1 in 11 innings on a two-run pinch-hit home run by Trot Nixon. The A's trail 1-0 after five innings before tying the game with a run in the sixth inning, an inning in which Byrnes is tagged out when he fails to touch home and Miguel Tejada is tagged out between third and home when he stops after being obstructed. The A's lose Game 4, 5-4, as starting pitcher Tim Hudson is injured after one inning. The A's lead 4-2 entering the bottom of the sixth but Boston scores a run in the sixth and two more in the eighth off Keith Foulke for the win. Barry Zito has a two-hit shutout after five innings in Game 5 but the Red Sox score four times in the sixth inning off him for a 4-3 win.

### FINAL STATISTICS

| PLAYER        | AVG         | G        | AB         | R         | H         | TB        | 2B       | 3B       | HR       | RBI       | SH       | SF       | HP       | BB        | IBB      | SO        | SB       | CS       | DP       | E        | SLG         | OBP         |
|---------------|-------------|----------|------------|-----------|-----------|-----------|----------|----------|----------|-----------|----------|----------|----------|-----------|----------|-----------|----------|----------|----------|----------|-------------|-------------|
| Byrnes        | .462        | 5        | 13         | 2         | 6         | 7         | 1        | 0        | 0        | 2         | 0        | 0        | 0        | 0         | 0        | 5         | 1        | 0        | 0        | 0        | .538        | .462        |
| Chavez        | .045        | 5        | 22         | 1         | 1         | 2         | 1        | 0        | 0        | 0         | 0        | 0        | 0        | 1         | 1        | 3         | 1        | 0        | 0        | 2        | .091        | .087        |
| Durazo        | .238        | 5        | 21         | 3         | 5         | 7         | 2        | 0        | 0        | 3         | 0        | 0        | 0        | 3         | 0        | 4         | 0        | 0        | 0        | 0        | .333        | .333        |
| Dye           | .231        | 4        | 13         | 2         | 3         | 6         | 0        | 0        | 1        | 3         | 0        | 0        | 1        | 0         | 0        | 2         | 0        | 0        | 0        | 0        | .462        | .286        |
| Ellis         | .118        | 5        | 17         | 2         | 2         | 2         | 0        | 0        | 0        | 0         | 0        | 0        | 1        | 4         | 0        | 7         | 0        | 0        | 0        | 1        | .118        | .318        |
| Guillen       | .455        | 4        | 11         | 1         | 5         | 6         | 1        | 0        | 0        | 1         | 0        | 0        | 0        | 3         | 0        | 2         | 0        | 0        | 0        | 0        | .545        | .571        |
| Hatberg       | .176        | 5        | 17         | 3         | 3         | 3         | 0        | 0        | 0        | 0         | 0        | 0        | 0        | 5         | 0        | 3         | 0        | 0        | 0        | 0        | .176        | .364        |
| Hernandez     | .200        | 4        | 15         | 1         | 3         | 3         | 0        | 0        | 0        | 2         | 1        | 0        | 1        | 2         | 0        | 1         | 0        | 0        | 0        | 1        | .200        | .333        |
| Long          | .250        | 4        | 8          | 0         | 2         | 2         | 0        | 0        | 0        | 0         | 0        | 0        | 0        | 1         | 1        | 3         | 0        | 0        | 0        | 0        | .250        | .333        |
| McMillon      | .167        | 3        | 6          | 0         | 1         | 1         | 0        | 0        | 0        | 1         | 0        | 0        | 0        | 1         | 0        | 1         | 0        | 0        | 0        | 0        | .167        | .286        |
| Melhuse       | .600        | 2        | 5          | 1         | 3         | 5         | 0        | 1        | 0        | 1         | 0        | 0        | 0        | 0         | 0        | 1         | 0        | 0        | 0        | 0        | 1.000       | .600        |
| Menechino     | -           | 1        | 0          | 0         | 0         | 0         | 0        | 0        | 0        | 0         | 0        | 0        | 0        | 0         | 0        | 0         | 0        | 0        | 0        | 0        | -           | -           |
| Singleton     | .286        | 2        | 7          | 2         | 2         | 4         | 2        | 0        | 0        | 0         | 0        | 0        | 1        | 1         | 0        | 1         | 1        | 0        | 0        | 0        | .571        | .444        |
| Tejada        | .087        | 5        | 23         | 0         | 2         | 3         | 1        | 0        | 0        | 2         | 0        | 0        | 0        | 0         | 0        | 4         | 0        | 0        | 0        | 1        | .130        | .087        |
| <b>Totals</b> | <b>.213</b> | <b>5</b> | <b>178</b> | <b>18</b> | <b>38</b> | <b>51</b> | <b>8</b> | <b>1</b> | <b>1</b> | <b>15</b> | <b>1</b> | <b>0</b> | <b>4</b> | <b>21</b> | <b>2</b> | <b>37</b> | <b>3</b> | <b>0</b> | <b>0</b> | <b>5</b> | <b>.287</b> | <b>.310</b> |

| PITCHER       | W        | L        | ERA         | G        | GS       | CG       | GF       | SHO      | SV       | IP          | H         | R         | ER        | HR       | HB       | BB        | IBB      | SO        | WP       | BK       | AVG         |
|---------------|----------|----------|-------------|----------|----------|----------|----------|----------|----------|-------------|-----------|-----------|-----------|----------|----------|-----------|----------|-----------|----------|----------|-------------|
| Bradford      | 0        | 0        | 0.00        | 4        | 0        | 0        | 0        | 0        | 0        | 3.2         | 4         | 0         | 0         | 0        | 0        | 2         | 2        | 5         | 0        | 0        | .286        |
| Foulke        | 0        | 1        | 3.60        | 3        | 0        | 0        | 2        | 0        | 0        | 5.0         | 4         | 2         | 2         | 0        | 0        | 2         | 1        | 3         | 0        | 0        | .211        |
| Harden        | 1        | 1        | 13.50       | 2        | 0        | 0        | 2        | 0        | 0        | 1.1         | 2         | 2         | 2         | 1        | 0        | 2         | 1        | 1         | 1        | 0        | .333        |
| Hudson        | 0        | 0        | 3.52        | 2        | 2        | 0        | 0        | 0        | 0        | 7.2         | 10        | 3         | 3         | 2        | 0        | 1         | 0        | 6         | 0        | 0        | .323        |
| Lilly         | 0        | 0        | 0.00        | 2        | 1        | 0        | 0        | 0        | 0        | 9.0         | 2         | 1         | 0         | 0        | 1        | 2         | 0        | 7         | 0        | 0        | .065        |
| Mecir         | 0        | 0        | 0.00        | 1        | 0        | 0        | 0        | 0        | 0        | 0.2         | 1         | 0         | 0         | 0        | 0        | 1         | 1        | 0         | 0        | 0        | .333        |
| Rincon        | 0        | 0        | 4.50        | 4        | 0        | 0        | 1        | 0        | 0        | 4.0         | 4         | 2         | 2         | 2        | 0        | 1         | 0        | 3         | 0        | 0        | .267        |
| Sparks        | 0        | 0        | 4.50        | 1        | 0        | 0        | 0        | 0        | 0        | 4.0         | 2         | 2         | 2         | 1        | 0        | 3         | 0        | 1         | 0        | 0        | .143        |
| Zito          | 1        | 1        | 3.46        | 2        | 2        | 0        | 0        | 0        | 0        | 13.0        | 9         | 5         | 5         | 2        | 1        | 4         | 0        | 13        | 0        | 0        | .191        |
| <b>Totals</b> | <b>2</b> | <b>3</b> | <b>2.98</b> | <b>5</b> | <b>5</b> | <b>0</b> | <b>5</b> | <b>0</b> | <b>0</b> | <b>48.1</b> | <b>38</b> | <b>17</b> | <b>16</b> | <b>8</b> | <b>2</b> | <b>18</b> | <b>5</b> | <b>39</b> | <b>1</b> | <b>0</b> | <b>.211</b> |

### Results and Boxscores

## 2006 AMERICAN LEAGUE DIVISION SERIES

The A's returned to postseason play for the fifth time in seven years and won a postseason series for the first time since the 1990 ALCS by sweeping Minnesota three games to none in the ALDS. They snap a six-series postseason losing streak and a nine-game losing streak in potential postseason clinching games, which was the longest such streak in Major League history. The A's batted .245 in the series and compiled a 2.33 ERA while outscoring the Twins 16-7. Frank Thomas led the A's with a .500 batting average and two home runs and Marco Scutaro topped the club with six RBI.

The A's win Game 1 in Minnesota, 3-2 as Barry Zito allows just one run on four hits in eight innings for the win. Frank Thomas homers and Marco Scutaro adds a RBI double in the second inning and Zito takes a two-hit shutout into the seventh inning before allowing a home run to Rondell White. Thomas homers again in the ninth inning for an important insurance run as Huston Street allows a run in the bottom of the ninth but gets the save. The A's win Game 2 by a 5-2 score. Oakland scores twice in the fifth inning on a Scutaro RBI double and a Jason Kendall RBI single, but Esteban Loaiza allows back-to-back home runs to Michael Cuddyer and Justin Morneau in the sixth inning. Mark Kotsay then hits a two-run inside-the-park home run in the seventh inning to give the A's the lead for good. The series moves to Oakland for Game 3 and the A's complete the sweep with an 8-3 win. Scutaro doubles twice and has four RBI and Milton Bradley and Eric Chavez homer. Dan Haren allows two runs in six innings for the win.

### FINAL STATISTICS

| PLAYER        | AVG         | G        | AB         | R         | H         | TB        | 2B       | 3B       | HR       | RBI       | SH       | SF       | HP       | BB       | IBB      | SO        | SB       | CS       | DP       | E        | SLG         | OBP         |
|---------------|-------------|----------|------------|-----------|-----------|-----------|----------|----------|----------|-----------|----------|----------|----------|----------|----------|-----------|----------|----------|----------|----------|-------------|-------------|
| Bradley       | .077        | 3        | 13         | 1         | 1         | 4         | 0        | 0        | 1        | 2         | 0        | 0        | 0        | 0        | 0        | 1         | 0        | 0        | 1        | 0        | .308        | .077        |
| Chavez        | .200        | 3        | 10         | 2         | 2         | 6         | 1        | 0        | 1        | 1         | 0        | 0        | 2        | 0        | 4        | 0         | 0        | 0        | 0        | 0        | .600        | .333        |
| Ellis         | .286        | 2        | 7          | 0         | 2         | 2         | 0        | 0        | 0        | 0         | 0        | 0        | 0        | 0        | 0        | 2         | 0        | 0        | 0        | 0        | .286        | .286        |
| Jimenez       | .000        | 2        | 4          | 0         | 0         | 0         | 0        | 0        | 0        | 0         | 0        | 0        | 0        | 0        | 1        | 0         | 0        | 0        | 0        | 0        | .000        | .000        |
| Kendall       | .214        | 3        | 14         | 1         | 3         | 4         | 1        | 0        | 0        | 1         | 0        | 0        | 0        | 0        | 0        | 4         | 0        | 0        | 0        | 1        | .286        | .214        |
| Kotsay        | .143        | 3        | 14         | 2         | 2         | 5         | 0        | 0        | 1        | 2         | 0        | 0        | 0        | 0        | 0        | 2         | 0        | 0        | 1        | 0        | .357        | .143        |
| Payton        | .333        | 3        | 12         | 3         | 4         | 4         | 0        | 0        | 0        | 0         | 0        | 0        | 0        | 0        | 1        | 0         | 0        | 0        | 0        | 0        | .333        | .333        |
| Scutaro       | .333        | 3        | 12         | 1         | 4         | 8         | 4        | 0        | 0        | 6         | 0        | 0        | 0        | 0        | 1        | 0         | 0        | 0        | 0        | 0        | .667        | .333        |
| Swisher       | .300        | 3        | 10         | 3         | 3         | 5         | 2        | 0        | 0        | 1         | 0        | 0        | 0        | 2        | 0        | 2         | 0        | 0        | 0        | 0        | .500        | .417        |
| Thomas        | .500        | 3        | 10         | 3         | 5         | 12        | 1        | 0        | 2        | 2         | 0        | 0        | 0        | 2        | 1        | 1         | 0        | 0        | 0        | 0        | 1.200       | .583        |
| <b>Totals</b> | <b>.245</b> | <b>3</b> | <b>106</b> | <b>16</b> | <b>26</b> | <b>50</b> | <b>9</b> | <b>0</b> | <b>5</b> | <b>15</b> | <b>0</b> | <b>0</b> | <b>0</b> | <b>6</b> | <b>1</b> | <b>19</b> | <b>0</b> | <b>0</b> | <b>2</b> | <b>1</b> | <b>.472</b> | <b>.286</b> |

| PITCHER       | W        | L        | ERA         | G        | GS       | CG       | GF       | SHO      | SV       | IP          | H         | R        | ER       | HR       | HB       | BB       | IBB      | SO        | WP       | BK       | AVG         |
|---------------|----------|----------|-------------|----------|----------|----------|----------|----------|----------|-------------|-----------|----------|----------|----------|----------|----------|----------|-----------|----------|----------|-------------|
| Calero        | 1        | 0        | 0.00        | 1        | 0        | 0        | 0        | 0        | 0        | 1.0         | 0         | 0        | 0        | 0        | 0        | 1        | 0        | 1         | 0        | 0        | .000        |
| Duchscherer   | 0        | 0        | 2.25        | 2        | 0        | 0        | 0        | 0        | 0        | 4.0         | 1         | 1        | 1        | 1        | 0        | 0        | 0        | 4         | 0        | 0        | .077        |
| Haren         | 1        | 0        | 3.00        | 1        | 1        | 0        | 0        | 0        | 0        | 6.0         | 9         | 2        | 2        | 1        | 0        | 1        | 0        | 2         | 0        | 0        | .375        |
| Loaiza        | 0        | 0        | 3.60        | 1        | 1        | 0        | 0        | 0        | 0        | 5.0         | 8         | 2        | 2        | 2        | 0        | 0        | 0        | 2         | 0        | 0        | .348        |
| Street        | 0        | 0        | 3.00        | 3        | 0        | 0        | 3        | 0        | 2        | 3.0         | 4         | 1        | 1        | 0        | 0        | 1        | 0        | 1         | 0        | 0        | .333        |
| Zito          | 1        | 0        | 1.13        | 1        | 1        | 0        | 0        | 0        | 0        | 8.0         | 4         | 1        | 1        | 1        | 0        | 3        | 0        | 1         | 0        | 0        | .154        |
| <b>Totals</b> | <b>3</b> | <b>0</b> | <b>2.33</b> | <b>3</b> | <b>3</b> | <b>0</b> | <b>3</b> | <b>0</b> | <b>2</b> | <b>27.0</b> | <b>26</b> | <b>7</b> | <b>7</b> | <b>5</b> | <b>0</b> | <b>6</b> | <b>0</b> | <b>11</b> | <b>0</b> | <b>0</b> | <b>.257</b> |

### [Results and Boxscores](#)



## 2006 AMERICAN LEAGUE CHAMPIONSHIP SERIES

The A's return to the American League Championship Series for the first time since 1992 and the 11th time overall, but are swept in four games by Detroit. The A's hit .221 in the series and score just nine runs in the four games. Milton Bradley drives in five of those runs and homers twice while batting .500. The A's pitching staff allows 22 runs for a 5.71 ERA.

The A's lose Game 1 in Oakland by a score of 5-1. Barry Zito takes the loss, allowing five runs on seven hits in 3 2/3 innings, but the A's bullpen blanks the Tigers the rest of the way. The A's are limited to a run on eight hits by four Detroit pitchers. Milton Bradley homers from both sides of the plate and is 4-for-5 with four RBI in Game 2 but the A's lose, 8-5. Esteban Loaiza allows seven runs on nine hits in six innings for the loss. The series moves to Detroit for Game 3 and Kenny Rogers and the Tigers bullpen shut out the A's on two hits, 3-0. Jason Kendall singles to start the game and Marco Scutaro has a one-out single in the fifth for the A's only hits. Rich Harden takes the loss, allowing three runs on five hits and five walks in 5 2/3 innings. The Tigers complete the sweep in Game 4 with a 6-3 win. Milton Bradley and Eric Chavez have RBI doubles in the first inning to give the A's a 2-0 lead and Jay Payton adds a solo home run in the fourth inning to make the score 3-0. Dan Haren shuts out Detroit on two hits over the first four innings before allowing two runs in the fifth and one in the sixth. The game remains tied at three entering the bottom of the ninth when Huston Street allows a two-out three-run home run to Magglio Ordonez for the loss.

### FINAL STATISTICS

| PLAYER        | AVG         | G        | AB         | R        | H         | TB        | 2B       | 3B       | HR       | RBI      | SH       | SF       | HP       | BB        | IBB      | SO        | SB       | CS       | DP       | E        | SLG         | OBP         |
|---------------|-------------|----------|------------|----------|-----------|-----------|----------|----------|----------|----------|----------|----------|----------|-----------|----------|-----------|----------|----------|----------|----------|-------------|-------------|
| Bradley       | .500        | 4        | 18         | 4        | 9         | 17        | 2        | 0        | 2        | 5        | 0        | 0        | 0        | 0         | 0        | 2         | 0        | 0        | 1        | 0        | .944        | .500        |
| Chavez        | .231        | 4        | 13         | 1        | 3         | 7         | 1        | 0        | 1        | 2        | 0        | 0        | 0        | 2         | 0        | 4         | 0        | 0        | 0        | 1        | .538        | .333        |
| Jimenez       | .167        | 4        | 12         | 0        | 2         | 2         | 0        | 0        | 0        | 0        | 0        | 0        | 0        | 0         | 0        | 2         | 0        | 0        | 1        | 2        | .167        | .167        |
| Kendall       | .294        | 4        | 17         | 0        | 5         | 5         | 0        | 0        | 0        | 0        | 0        | 0        | 0        | 2         | 0        | 2         | 0        | 0        | 0        | 0        | .294        | .368        |
| Kielty        | .000        | 2        | 2          | 0        | 0         | 0         | 0        | 0        | 0        | 0        | 0        | 0        | 0        | 0         | 0        | 0         | 0        | 0        | 1        | 0        | .000        | .000        |
| Kiger         | —           | 2        | 0          | 0        | 0         | 0         | 0        | 0        | 0        | 0        | 0        | 0        | 0        | 0         | 0        | 0         | 0        | 0        | 0        | 0        | —           | —           |
| Kotsay        | .250        | 4        | 16         | 3        | 4         | 6         | 2        | 0        | 0        | 0        | 0        | 0        | 0        | 2         | 0        | 3         | 0        | 0        | 2        | 0        | .375        | .333        |
| Melhuse       | .000        | 1        | 1          | 0        | 0         | 0         | 0        | 0        | 0        | 0        | 0        | 0        | 0        | 0         | 0        | 1         | 0        | 0        | 0        | 0        | .000        | .000        |
| Payton        | .286        | 4        | 14         | 1        | 4         | 9         | 2        | 0        | 1        | 2        | 0        | 0        | 0        | 1         | 0        | 2         | 0        | 0        | 0        | 0        | .643        | .333        |
| Scutaro       | .067        | 4        | 15         | 0        | 1         | 1         | 0        | 0        | 0        | 0        | 0        | 0        | 0        | 0         | 0        | 3         | 0        | 0        | 1        | 0        | .067        | .067        |
| Swisher       | .100        | 4        | 10         | 0        | 1         | 1         | 0        | 0        | 0        | 0        | 0        | 0        | 0        | 5         | 0        | 5         | 0        | 0        | 0        | 0        | .100        | .400        |
| Thomas        | .000        | 4        | 13         | 0        | 0         | 0         | 0        | 0        | 0        | 0        | 0        | 0        | 1        | 2         | 0        | 4         | 0        | 0        | 1        | 0        | .000        | .188        |
| <b>Totals</b> | <b>.221</b> | <b>4</b> | <b>131</b> | <b>9</b> | <b>29</b> | <b>48</b> | <b>7</b> | <b>0</b> | <b>4</b> | <b>9</b> | <b>0</b> | <b>0</b> | <b>1</b> | <b>14</b> | <b>0</b> | <b>28</b> | <b>0</b> | <b>0</b> | <b>7</b> | <b>3</b> | <b>.366</b> | <b>.301</b> |

| PITCHER       | W        | L        | ERA         | G        | GS       | CG       | GF       | SHO      | SV       | IP          | H         | R         | ER        | HR       | HB       | BB        | IBB      | SO        | WP       | BK       | AVG         |
|---------------|----------|----------|-------------|----------|----------|----------|----------|----------|----------|-------------|-----------|-----------|-----------|----------|----------|-----------|----------|-----------|----------|----------|-------------|
| Blanton       | 0        | 0        | 0.00        | 1        | 0        | 0        | 1        | 0        | 0        | 2.0         | 0         | 0         | 0         | 0        | 0        | 2         | 0        | 2         | 0        | 0        | .000        |
| Calero        | 0        | 0        | 0.00        | 3        | 0        | 0        | 1        | 0        | 0        | 2.0         | 3         | 0         | 0         | 0        | 0        | 1         | 0        | 1         | 0        | 0        | .333        |
| Gaudin        | 0        | 0        | 0.00        | 3        | 0        | 0        | 0        | 0        | 0        | 3.1         | 2         | 0         | 0         | 0        | 0        | 3         | 1        | 1         | 0        | 0        | .182        |
| Harden        | 0        | 1        | 4.76        | 1        | 1        | 0        | 0        | 0        | 0        | 5.2         | 5         | 3         | 3         | 1        | 0        | 5         | 0        | 4         | 0        | 0        | .238        |
| Haren         | 0        | 0        | 5.40        | 1        | 1        | 0        | 0        | 0        | 0        | 5.0         | 7         | 3         | 3         | 1        | 0        | 2         | 0        | 7         | 2        | 0        | .333        |
| Kennedy       | 0        | 0        | 0.00        | 4        | 0        | 0        | 0        | 0        | 0        | 3.2         | 2         | 0         | 0         | 0        | 0        | 2         | 1        | 2         | 1        | 0        | .143        |
| Loaiza        | 0        | 1        | 10.50       | 1        | 1        | 0        | 0        | 0        | 0        | 6.0         | 9         | 7         | 7         | 1        | 0        | 1         | 0        | 5         | 0        | 0        | .375        |
| Street        | 0        | 1        | 10.80       | 2        | 0        | 0        | 2        | 0        | 0        | 3.1         | 4         | 4         | 4         | 2        | 0        | 0         | 0        | 3         | 0        | 0        | .308        |
| Zito          | 0        | 1        | 12.27       | 1        | 1        | 0        | 0        | 0        | 0        | 3.2         | 7         | 5         | 5         | 2        | 0        | 3         | 0        | 0         | 0        | 0        | .389        |
| <b>Totals</b> | <b>0</b> | <b>4</b> | <b>5.71</b> | <b>4</b> | <b>4</b> | <b>0</b> | <b>4</b> | <b>0</b> | <b>0</b> | <b>34.2</b> | <b>39</b> | <b>22</b> | <b>22</b> | <b>7</b> | <b>0</b> | <b>19</b> | <b>2</b> | <b>25</b> | <b>3</b> | <b>0</b> | <b>.285</b> |

### Results and Boxscores

## 2012 AMERICAN LEAGUE DIVISION SERIES

The A's lose to the Detroit Tigers three games to two in their first postseason appearance in six years. It was the A's sixth ALDS appearance in the last 13 years and their fifth loss, with all the losses going the full five games. The A's pitching staff compiled a 2.89 ERA and walked just seven batters in the five-game series, but the offense hit just .194 and scored 11 runs in the five games. Yoenis Céspedes hit safely in all five games and paced the A's offense with a .316 batting average.

The A's lose Game 1 in Detroit, 3-1. Coco Crisp leads off the game with a home run but that is the only run Justin Verlander would allow in seven innings. Jarrod Parker allows a run in the first on a double play, an unearned run in the third and an Alex Avila home run in the fifth. The A's fall behind two games to zero with a 5-4 loss in Game 2. Cliff Pennington breaks a 1-1 tie with a RBI single in the seventh but Sean Doolittle allows two unearned runs in the bottom of the seventh to put Detroit ahead 3-2. The A's then score twice in the eighth when Céspedes scores on a wild pitch and Josh Reddick homers, but the Tigers tie the game in the eighth and win it on a Don Kelly sacrifice fly off Grant Balfour in the ninth. The series moves to Oakland for Game 3 where Brett Anderson combines with three A's relievers on a four-hit, 2-0 shutout. Céspedes has a RBI single in the first and Seth Smith homers in the fifth. In Game 4, the A's trail 3-1 entering the bottom of the ninth before scoring three times to send the series to a fifth game. Smith ties the game with a two-run double and scores two outs later on a Crisp RBI single. The A's then lose Game 5 in Oakland 6-0 as Verlander tosses a four-hit shutout. Parker makes his second start of the series and loses for the second time, allowing four runs on seven hits in 6.1 innings.

### FINAL STATISTICS

| PLAYER        | AVG         | G        | AB         | R         | H         | TB        | 2B       | 3B       | HR       | RBI       | SH       | SF       | HP       | BB        | IBB      | SO        | SB       | CS       | DP       | E        | SLG         | OBP         |
|---------------|-------------|----------|------------|-----------|-----------|-----------|----------|----------|----------|-----------|----------|----------|----------|-----------|----------|-----------|----------|----------|----------|----------|-------------|-------------|
| Céspedes      | .316        | 5        | 19         | 1         | 6         | 7         | 1        | 0        | 2        | 0         | 0        | 0        | 0        | 2         | 0        | 2         | 2        | 0        | 0        | 0        | .368        | .381        |
| Crisp         | .182        | 5        | 22         | 3         | 4         | 7         | 0        | 0        | 1        | 2         | 0        | 0        | 0        | 0         | 0        | 2         | 0        | 0        | 0        | 1        | .318        | .182        |
| Donaldson     | .294        | 5        | 17         | 1         | 5         | 6         | 1        | 0        | 0        | 0         | 0        | 0        | 1        | 0         | 4        | 0         | 0        | 1        | 0        | .353     | .333        |             |
| Drew          | .211        | 5        | 19         | 0         | 4         | 6         | 2        | 0        | 0        | 1         | 0        | 0        | 0        | 2         | 0        | 7         | 0        | 0        | 0        | 1        | .316        | .286        |
| Gomes         | .000        | 1        | 1          | 0         | 0         | 0         | 0        | 0        | 0        | 0         | 0        | 0        | 0        | 0         | 0        | 0         | 0        | 0        | 0        | 0        | .000        | .000        |
| Kottaras      | .000        | 4        | 4          | 0         | 0         | 0         | 0        | 0        | 0        | 0         | 1        | 0        | 0        | 0         | 0        | 2         | 0        | 0        | 0        | 0        | .000        | .000        |
| Moss          | .133        | 5        | 15         | 0         | 2         | 2         | 0        | 0        | 0        | 0         | 0        | 0        | 1        | 2         | 0        | 7         | 0        | 0        | 0        | .133     | .278        |             |
| Norris        | .083        | 5        | 12         | 0         | 1         | 1         | 0        | 0        | 0        | 0         | 0        | 0        | 0        | 0         | 0        | 6         | 0        | 1        | 0        | 0        | .083        | .083        |
| Pennington    | .286        | 5        | 14         | 1         | 4         | 4         | 0        | 0        | 0        | 1         | 0        | 0        | 0        | 3         | 0        | 4         | 0        | 0        | 0        | .286     | .412        |             |
| Reddick       | .118        | 5        | 17         | 2         | 2         | 5         | 0        | 0        | 1        | 1         | 0        | 0        | 1        | 0         | 10       | 0         | 0        | 1        | 0        | .294     | .167        |             |
| Smith         | .133        | 5        | 15         | 3         | 2         | 6         | 1        | 0        | 1        | 3         | 0        | 0        | 1        | 3         | 0        | 6         | 0        | 0        | 0        | .400     | .316        |             |
| <b>Totals</b> | <b>.194</b> | <b>5</b> | <b>155</b> | <b>11</b> | <b>30</b> | <b>44</b> | <b>5</b> | <b>0</b> | <b>3</b> | <b>10</b> | <b>1</b> | <b>0</b> | <b>2</b> | <b>14</b> | <b>0</b> | <b>50</b> | <b>2</b> | <b>1</b> | <b>2</b> | <b>3</b> | <b>.284</b> | <b>.269</b> |

| PITCHER       | W        | L        | ERA         | G        | GS       | CG       | GF       | SHO      | SV       | IP          | H         | R         | ER        | HR       | HB       | BB       | IBB      | SO        | WP       | BK       | AVG         |
|---------------|----------|----------|-------------|----------|----------|----------|----------|----------|----------|-------------|-----------|-----------|-----------|----------|----------|----------|----------|-----------|----------|----------|-------------|
| Anderson      | 1        | 0        | 0.00        | 1        | 1        | 0        | 0        | 0        | 0        | 6.0         | 2         | 0         | 0         | 0        | 0        | 2        | 0        | 6         | 0        | 0        | .105        |
| Balfour       | 0        | 1        | 5.40        | 2        | 0        | 0        | 2        | 0        | 1        | 1.2         | 3         | 1         | 1         | 0        | 0        | 1        | 1        | 2         | 0        | 0        | .500        |
| Blevins       | 0        | 0        | 0.00        | 3        | 0        | 0        | 1        | 0        | 0        | 3.2         | 1         | 0         | 0         | 0        | 0        | 0        | 0        | 0         | 0        | 0        | .083        |
| Cook          | 1        | 0        | 8.10        | 4        | 0        | 0        | 1        | 0        | 0        | 3.1         | 4         | 3         | 3         | 0        | 1        | 1        | 0        | 4         | 1        | 0        | .308        |
| Doolittle     | 0        | 0        | 3.38        | 3        | 0        | 0        | 0        | 0        | 0        | 2.2         | 5         | 3         | 1         | 0        | 0        | 0        | 0        | 5         | 0        | 0        | .385        |
| Griffin       | 0        | 0        | 3.60        | 1        | 1        | 0        | 0        | 0        | 0        | 5.0         | 7         | 2         | 2         | 1        | 0        | 0        | 0        | 1         | 0        | 0        | .350        |
| Milone        | 0        | 0        | 1.50        | 1        | 1        | 0        | 0        | 0        | 0        | 6.0         | 5         | 1         | 1         | 0        | 1        | 1        | 0        | 6         | 1        | 0        | .217        |
| Neshek        | 0        | 0        | 0.00        | 1        | 0        | 0        | 0        | 0        | 0        | 0.2         | 0         | 0         | 0         | 0        | 0        | 0        | 0        | 1         | 0        | 0        | .000        |
| Parker        | 0        | 2        | 4.26        | 2        | 2        | 0        | 0        | 0        | 0        | 12.2        | 14        | 7         | 6         | 1        | 2        | 0        | 11       | 2         | 0        | .286     |             |
| Scribner      | 0        | 0        | 0.00        | 1        | 0        | 0        | 1        | 0        | 0        | 2.0         | 0         | 0         | 0         | 0        | 0        | 0        | 0        | 3         | 0        | 0        | .000        |
| <b>Totals</b> | <b>2</b> | <b>3</b> | <b>2.89</b> | <b>5</b> | <b>5</b> | <b>0</b> | <b>5</b> | <b>1</b> | <b>1</b> | <b>43.2</b> | <b>41</b> | <b>17</b> | <b>14</b> | <b>2</b> | <b>3</b> | <b>7</b> | <b>1</b> | <b>39</b> | <b>4</b> | <b>0</b> | <b>.252</b> |

### [Results and Boxscores](#)

2013 AMERICAN LEAGUE DIVISION SERIES

The A's face Detroit in the ALDS for the second consecutive year and lose three games to two for the second consecutive year. Oakland won two of the first three games but then lost two straight to fall to 1-12 in potential clinch games since 2000, including 0-6 in Game 5's. The A's pitching staff compiled a 3.48 ERA and held the Tigers to a .235 batting average, but the offense hit just .217 and struck out 57 times in the five games. Yoenis Céspedes hit safely in all five games and Coco Crisp batted .389.

The A's lose Game 1 in Oakland, 3-2. Bartolo Colón allows three runs in the first inning but those were the only runs he would allow in six innings of work. Max Scherzer blanks the A's on one hit over the first six innings before Céspedes hits a two-run home run in the seventh for the A's only runs of the game. Oakland evens the series at 1-1 when Sonny Gray and Grant Balfour combine on a four-hit, 1-0 shutout in Game 2. Gray tosses eight innings and allows all four of the hits. Justin Verlander tosses seven shutout innings for the Tigers before Stephen Vogt wins the game with a walk-off RBI single off Rick Porcello in the bottom of the ninth. The series moves to Detroit for Game 3, which the A's win, 6-3. Jarrod Parker has a 3-0 lead when he allows three runs in the bottom of the fourth, but the A's take the lead for good when Brandon Moss homers with one out in the fifth. Josh Reddick and Seth Smith also homer in the game. The A's lose Game 4 by an 8-6 margin. Dan Straily had a 3-0 lead before allowing a three-run home run to Jhonny Peralta in the bottom of the fifth. Coco Crisp delivered a RBI single in the seventh to give the A's a 4-3 lead but Sean Doolittle allowed two runs in the bottom of the inning for the blown save. The A's load the bases with no outs in the eighth but are unable to score and the Tigers score three times in the bottom of the eighth to put the game away. The series concludes in Oakland when Verlander and Joaquin Benoit combine on a three-hit shutout in a 3-0 A's loss. Sonny Gray makes his second start of the series and allows three runs in five innings for the loss.

FINAL STATISTICS

| PLAYER        | AVG         | G        | AB         | R         | H         | TB        | 2B       | 3B       | HR       | RBI       | SH       | SF       | HP       | BB        | IBB      | SO        | SB       | CS       | DP       | E        | SLG         | OBP         |
|---------------|-------------|----------|------------|-----------|-----------|-----------|----------|----------|----------|-----------|----------|----------|----------|-----------|----------|-----------|----------|----------|----------|----------|-------------|-------------|
| Barton,D      | .000        | 2        | 3          | 0         | 0         | 0         | 0        | 0        | 0        | 0         | 0        | 0        | 0        | 0         | 0        | 3         | 0        | 0        | 0        | 0        | .000        | .000        |
| Callaspo,A    | .167        | 4        | 6          | 0         | 1         | 2         | 1        | 0        | 0        | 0         | 0        | 0        | 0        | 0         | 0        | 1         | 0        | 0        | 0        | 0        | .333        | .167        |
| Céspedes,Y    | .381        | 5        | 21         | 3         | 8         | 14        | 1        | 1        | 1        | 4         | 0        | 0        | 1        | 0         | 0        | 4         | 0        | 0        | 0        | 1        | .667        | .409        |
| Crisp,C       | .389        | 5        | 18         | 4         | 7         | 11        | 2        | 1        | 0        | 2         | 0        | 1        | 0        | 3         | 0        | 2         | 1        | 0        | 0        | 0        | .611        | .455        |
| Donaldson,J   | .143        | 5        | 21         | 0         | 3         | 3         | 0        | 0        | 0        | 0         | 0        | 0        | 0        | 1         | 0        | 8         | 0        | 0        | 0        | 0        | .143        | .182        |
| Lowrie,J      | .150        | 5        | 20         | 2         | 3         | 7         | 1        | 0        | 1        | 3         | 0        | 0        | 0        | 2         | 0        | 7         | 0        | 0        | 1        | 0        | .350        | .227        |
| Moss,B        | .111        | 5        | 18         | 2         | 2         | 5         | 0        | 0        | 1        | 1         | 0        | 0        | 0        | 3         | 0        | 13        | 0        | 0        | 0        | 0        | .278        | .238        |
| Norris,D      | .000        | 1        | 1          | 0         | 0         | 0         | 0        | 0        | 0        | 0         | 0        | 0        | 0        | 0         | 0        | 1         | 0        | 0        | 0        | 0        | .000        | .000        |
| Reddick,J     | .235        | 5        | 17         | 1         | 4         | 8         | 1        | 0        | 1        | 1         | 0        | 0        | 0        | 2         | 1        | 5         | 0        | 0        | 0        | 0        | .471        | .316        |
| Smith,S       | .313        | 4        | 16         | 1         | 5         | 8         | 0        | 0        | 1        | 2         | 0        | 0        | 0        | 1         | 1        | 5         | 0        | 0        | 0        | 0        | .500        | .353        |
| Sogard,E      | .000        | 4        | 9          | 0         | 0         | 0         | 0        | 0        | 0        | 1         | 0        | 0        | 0        | 1         | 0        | 1         | 0        | 0        | 0        | 0        | .000        | .100        |
| Vogt,S        | .188        | 5        | 16         | 2         | 3         | 5         | 0        | 1        | 0        | 1         | 0        | 0        | 0        | 1         | 0        | 7         | 0        | 0        | 0        | 0        | .313        | .235        |
| <b>Totals</b> | <b>.217</b> | <b>5</b> | <b>166</b> | <b>15</b> | <b>36</b> | <b>63</b> | <b>6</b> | <b>3</b> | <b>5</b> | <b>14</b> | <b>1</b> | <b>1</b> | <b>1</b> | <b>14</b> | <b>2</b> | <b>57</b> | <b>1</b> | <b>0</b> | <b>1</b> | <b>1</b> | <b>.380</b> | <b>.280</b> |

| PITCHER       | W        | L        | ERA         | G        | GS       | CG       | GF       | SHO      | SV       | IP          | H         | R         | ER        | HR       | HB       | BB        | IBB      | SO        | WP       | BK       | AVG         |
|---------------|----------|----------|-------------|----------|----------|----------|----------|----------|----------|-------------|-----------|-----------|-----------|----------|----------|-----------|----------|-----------|----------|----------|-------------|
| Anderson,B    | 0        | 0        | 27.00       | 1        | 0        | 0        | 1        | 0        | 0        | 0.1         | 1         | 1         | 1         | 0        | 0        | 1         | 0        | 1         | 1        | 0        | .500        |
| Balfour,G     | 1        | 0        | 0.00        | 3        | 0        | 0        | 3        | 0        | 1        | 3.0         | 0         | 0         | 0         | 0        | 0        | 1         | 0        | 3         | 0        | 0        | .000        |
| Colon,B       | 0        | 1        | 4.50        | 1        | 1        | 0        | 0        | 0        | 0        | 6.0         | 10        | 3         | 3         | 0        | 1        | 0         | 0        | 4         | 0        | 0        | .400        |
| Cook,R        | 0        | 0        | 27.00       | 1        | 0        | 0        | 0        | 0        | 0        | 0.2         | 1         | 2         | 2         | 0        | 0        | 1         | 0        | 1         | 0        | 0        | .333        |
| Doolittle,S   | 0        | 1        | 4.15        | 4        | 0        | 0        | 1        | 0        | 0        | 4.1         | 3         | 2         | 2         | 1        | 0        | 2         | 0        | 6         | 0        | 0        | .176        |
| Gray,S        | 0        | 1        | 2.08        | 2        | 2        | 0        | 0        | 0        | 0        | 13.0        | 10        | 3         | 3         | 1        | 0        | 6         | 1        | 12        | 0        | 0        | .217        |
| Otero,D       | 0        | 0        | 0.00        | 4        | 0        | 0        | 0        | 0        | 0        | 5.2         | 4         | 0         | 0         | 0        | 0        | 1         | 0        | 2         | 0        | 0        | .200        |
| Parker,J      | 1        | 0        | 5.40        | 1        | 1        | 0        | 0        | 0        | 0        | 5.0         | 5         | 3         | 3         | 0        | 0        | 1         | 0        | 1         | 0        | 0        | .263        |
| Straily,D     | 0        | 0        | 4.50        | 1        | 1        | 0        | 0        | 0        | 0        | 6.0         | 4         | 3         | 3         | 1        | 1        | 0         | 0        | 8         | 0        | 0        | .190        |
| <b>Totals</b> | <b>2</b> | <b>3</b> | <b>3.48</b> | <b>5</b> | <b>5</b> | <b>0</b> | <b>5</b> | <b>1</b> | <b>1</b> | <b>44.0</b> | <b>38</b> | <b>17</b> | <b>17</b> | <b>3</b> | <b>2</b> | <b>13</b> | <b>1</b> | <b>38</b> | <b>1</b> | <b>0</b> | <b>.235</b> |

[Results and Boxscores](#)

## 2014 AMERICAN LEAGUE WILD CARD

The A's travel to Kansas City in their first appearance in the American League Wild Card one-game playoff and lose to the Royals in 12 innings by a score of 9-8. Brandon Moss hits a two-run home run in the first inning and a three-run home run in the A's five-run sixth inning to set an Athletics postseason record with five RBI. The A's take a 7-3 lead into the eighth inning, but the Royals score three times off Jon Lester to pull to within one. Sean Doolittle allows a run in the ninth for the blown save but Alberto Callaspo has a pinch hit RBI single in the 12th to give the A's the lead. The bullpen then allows two runs in the bottom of the 12th, capped by a two-out RBI single by Salvador Pérez. The Royals steal seven bases, including six over the final four innings.

### FINAL STATISTICS

| PLAYER        | AVG         | G        | AB        | R        | H         | TB        | 2B       | 3B       | HR       | RBI      | SH       | SF       | HP       | BB       | IBB      | SO        | SB       | CS       | DP       | E        | SLG         | OBP         |
|---------------|-------------|----------|-----------|----------|-----------|-----------|----------|----------|----------|----------|----------|----------|----------|----------|----------|-----------|----------|----------|----------|----------|-------------|-------------|
| Callaspo      | 1.000       | 1        | 1         | 0        | 1         | 1         | 0        | 0        | 0        | 1        | 0        | 0        | 0        | 0        | 0        | 0         | 0        | 0        | 0        | 0        | 1.000       | 1.000       |
| Crisp         | .333        | 1        | 6         | 1        | 2         | 2         | 0        | 0        | 0        | 1        | 0        | 0        | 0        | 0        | 0        | 3         | 0        | 0        | 0        | 0        | .333        | .333        |
| Donaldson     | .400        | 1        | 5         | 1        | 2         | 2         | 0        | 0        | 0        | 0        | 0        | 0        | 0        | 1        | 0        | 2         | 0        | 0        | 0        | 0        | .400        | .500        |
| Freiman       | .000        | 1        | 1         | 0        | 0         | 0         | 0        | 0        | 0        | 0        | 0        | 0        | 0        | 0        | 0        | 0         | 0        | 0        | 0        | 0        | .000        | .000        |
| Fuld          | .400        | 1        | 5         | 1        | 2         | 2         | 0        | 0        | 0        | 0        | 0        | 0        | 0        | 1        | 0        | 1         | 0        | 0        | 0        | 0        | .400        | .500        |
| Gomes         | .000        | 1        | 0         | 0        | 0         | 0         | 0        | 0        | 0        | 0        | 0        | 0        | 0        | 0        | 0        | 0         | 0        | 0        | 0        | 0        | .000        | .000        |
| Lowrie        | .000        | 1        | 5         | 0        | 0         | 0         | 0        | 0        | 0        | 0        | 1        | 0        | 0        | 0        | 0        | 0         | 0        | 0        | 0        | 0        | .000        | .000        |
| Moss          | .400        | 1        | 5         | 2        | 2         | 8         | 0        | 0        | 2        | 5        | 0        | 0        | 0        | 1        | 1        | 2         | 0        | 0        | 0        | 0        | 1.600       | .500        |
| Norris        | .200        | 1        | 5         | 1        | 1         | 1         | 0        | 0        | 0        | 1        | 0        | 0        | 0        | 0        | 0        | 2         | 0        | 0        | 0        | 0        | .200        | .200        |
| Punto         | .000        | 1        | 2         | 0        | 0         | 0         | 0        | 0        | 0        | 0        | 0        | 0        | 0        | 0        | 0        | 1         | 0        | 0        | 0        | 0        | .000        | .000        |
| Reddick       | .500        | 1        | 4         | 2        | 2         | 2         | 0        | 0        | 0        | 0        | 0        | 0        | 2        | 0        | 0        | 0         | 0        | 0        | 0        | 0        | .500        | .667        |
| Sogard        | .250        | 1        | 4         | 0        | 1         | 1         | 0        | 0        | 0        | 0        | 0        | 0        | 0        | 0        | 2        | 0         | 0        | 0        | 0        | 0        | .250        | .250        |
| Soto          | .000        | 1        | 1         | 0        | 0         | 0         | 0        | 0        | 0        | 0        | 0        | 0        | 0        | 0        | 1        | 0         | 0        | 0        | 0        | 0        | .000        | .000        |
| Vogt          | .000        | 1        | 3         | 0        | 0         | 0         | 0        | 0        | 0        | 0        | 0        | 0        | 0        | 1        | 0        | 1         | 0        | 0        | 0        | 0        | .000        | .250        |
| <b>Totals</b> | <b>.277</b> | <b>1</b> | <b>47</b> | <b>8</b> | <b>13</b> | <b>19</b> | <b>0</b> | <b>0</b> | <b>2</b> | <b>8</b> | <b>1</b> | <b>0</b> | <b>0</b> | <b>6</b> | <b>1</b> | <b>15</b> | <b>0</b> | <b>0</b> | <b>0</b> | <b>0</b> | <b>.404</b> | <b>.358</b> |

| PITCHER       | W        | L        | ERA         | G        | GS       | CG       | GF       | SHO      | SV       | IP          | H         | R        | ER       | HR       | HB       | BB       | IBB      | SO       | WP       | BK       | AVG         |
|---------------|----------|----------|-------------|----------|----------|----------|----------|----------|----------|-------------|-----------|----------|----------|----------|----------|----------|----------|----------|----------|----------|-------------|
| Abad          | 0        | 0        | 0.00        | 1        | 0        | 0        | 0        | 0        | 0        | 0.1         | 0         | 0        | 0        | 0        | 0        | 0        | 0        | 0        | 0        | 0        | .000        |
| Doolittle     | 0        | 0        | 4.50        | 1        | 0        | 0        | 0        | 0        | 0        | 2.0         | 2         | 1        | 1        | 0        | 0        | 0        | 0        | 0        | 0        | 0        | .400        |
| Gregerson     | 0        | 0        | 0.00        | 1        | 0        | 0        | 0        | 0        | 0        | 0.2         | 1         | 0        | 0        | 0        | 0        | 1        | 0        | 2        | 1        | 0        | .333        |
| Hammel        | 0        | 0        | ---         | 1        | 0        | 0        | 1        | 0        | 0        | 0.0         | 1         | 0        | 0        | 0        | 0        | 0        | 0        | 0        | 0        | 0        | 01.000      |
| Lester        | 0        | 0        | 7.36        | 1        | 1        | 0        | 0        | 0        | 0        | 7.1         | 8         | 6        | 6        | 0        | 0        | 2        | 0        | 5        | 0        | 0        | .286        |
| Otero         | 0        | 1        | 13.50       | 1        | 0        | 0        | 0        | 0        | 0        | 1.1         | 3         | 2        | 2        | 0        | 0        | 0        | 0        | 1        | 0        | 0        | .500        |
| <b>Totals</b> | <b>0</b> | <b>1</b> | <b>6.94</b> | <b>1</b> | <b>1</b> | <b>0</b> | <b>1</b> | <b>0</b> | <b>0</b> | <b>11.2</b> | <b>15</b> | <b>9</b> | <b>9</b> | <b>0</b> | <b>0</b> | <b>3</b> | <b>0</b> | <b>8</b> | <b>1</b> | <b>0</b> | <b>.341</b> |

### [Results and Boxscores](#)

## 2018 AMERICAN LEAGUE WILD CARD

The A's face New York in the American League Wild Card game and lose at Yankee Stadium by a score of 7-2. Liam Hendriks is the A's "opener" and allows a two-run home run to Aaron Judge in the bottom of the first inning for the loss. Lou Trivino comes on to pitch the second inning and tosses 3.0 scoreless innings, allowing just one hit and walking one. Shawn Kelley pitches a scoreless fifth to keep the A's close but New York scores four times in the sixth inning off Fernando Rodney and Blake Treinen to put the game away. Khris Davis hits a two-run home run in the eighth to account for the A's scoring. Oakland is held to five hits by five Yankees pitchers, but also draws five walks and leaves nine runners on base.

### FINAL STATISTICS

| PLAYER        | AVG         | G        | AB        | R        | H        | TB       | 2B       | 3B       | HR       | RBI      | SH       | SF       | HP       | BB       | IBB      | SO        | SB       | CS       | DP       | E        | SLG         | OBP         |
|---------------|-------------|----------|-----------|----------|----------|----------|----------|----------|----------|----------|----------|----------|----------|----------|----------|-----------|----------|----------|----------|----------|-------------|-------------|
| Canha,M       | .000        | 1        | 1         | 0        | 0        | 0        | 0        | 0        | 0        | 0        | 0        | 0        | 0        | 0        | 0        | 1         | 0        | 0        | 0        | 0        | .000        | .000        |
| Chapman,M     | .200        | 1        | 5         | 0        | 1        | 1        | 0        | 0        | 0        | 0        | 0        | 0        | 0        | 0        | 0        | 0         | 0        | 0        | 0        | 0        | .200        | .200        |
| Davis,K       | .250        | 1        | 4         | 1        | 1        | 4        | 0        | 0        | 1        | 2        | 0        | 0        | 0        | 0        | 0        | 2         | 0        | 0        | 0        | 1        | .250        | .000        |
| Laureano,R    | .000        | 1        | 3         | 0        | 0        | 0        | 0        | 0        | 0        | 0        | 0        | 0        | 0        | 1        | 0        | 2         | 0        | 0        | 0        | 0        | .000        | .250        |
| Lowrie,J      | .000        | 1        | 4         | 1        | 0        | 0        | 0        | 0        | 0        | 0        | 0        | 0        | 0        | 0        | 0        | 1         | 0        | 0        | 0        | 0        | .000        | .000        |
| Lucroy,J      | .250        | 1        | 4         | 0        | 1        | 1        | 0        | 0        | 0        | 0        | 0        | 0        | 0        | 0        | 0        | 2         | 0        | 0        | 0        | 0        | .250        | .250        |
| Martini,N     | .250        | 1        | 4         | 0        | 1        | 1        | 0        | 0        | 0        | 0        | 0        | 0        | 0        | 0        | 0        | 2         | 0        | 0        | 0        | 0        | .250        | .250        |
| Olson,M       | .000        | 1        | 2         | 0        | 0        | 0        | 0        | 0        | 0        | 0        | 0        | 0        | 0        | 2        | 0        | 0         | 0        | 0        | 0        | 0        | .000        | .500        |
| Piscotty,S    | .000        | 1        | 3         | 0        | 0        | 0        | 0        | 0        | 0        | 0        | 0        | 0        | 0        | 1        | 0        | 2         | 0        | 0        | 0        | 0        | .000        | .250        |
| Semien,M      | .333        | 1        | 3         | 0        | 1        | 1        | 0        | 0        | 0        | 0        | 0        | 0        | 0        | 1        | 0        | 1         | 0        | 0        | 0        | 0        | .333        | .500        |
| <b>Totals</b> | <b>.152</b> | <b>1</b> | <b>33</b> | <b>2</b> | <b>5</b> | <b>8</b> | <b>0</b> | <b>0</b> | <b>1</b> | <b>2</b> | <b>0</b> | <b>0</b> | <b>0</b> | <b>5</b> | <b>0</b> | <b>13</b> | <b>0</b> | <b>0</b> | <b>0</b> | <b>0</b> | <b>.242</b> | <b>.263</b> |

| PITCHER       | W        | L        | ERA         | G        | GS       | CG       | GF       | SHO      | SV       | IP         | H        | R        | ER       | HR       | HB       | BB       | IBB      | SO       | WP       | BK       | AVG         |
|---------------|----------|----------|-------------|----------|----------|----------|----------|----------|----------|------------|----------|----------|----------|----------|----------|----------|----------|----------|----------|----------|-------------|
| Familia,J     | 0        | 0        | 0.00        | 1        | 0        | 0        | 1        | 0        | 0        | 1.0        | 0        | 0        | 0        | 0        | 0        | 0        | 0        | 1        | 0        | 0        | .000        |
| Hendriks,L    | 0        | 1        | 18.00       | 1        | 1        | 0        | 0        | 0        | 0        | 1.0        | 1        | 2        | 2        | 1        | 0        | 1        | 0        | 1        | 0        | 0        | .250        |
| Kelley,S      | 0        | 0        | 0.00        | 1        | 0        | 0        | 0        | 0        | 0        | 1.0        | 1        | 0        | 0        | 0        | 0        | 0        | 0        | 0        | 0        | 0        | .250        |
| Rodney,F      | 0        | 0        | INF         | 1        | 0        | 0        | 0        | 0        | 0        | 0.0        | 2        | 2        | 2        | 0        | 0        | 0        | 0        | 0        | 1        | 0        | 1.000       |
| Treinen,B     | 0        | 0        | 13.50       | 1        | 0        | 0        | 0        | 0        | 0        | 2.0        | 2        | 3        | 3        | 1        | 0        | 2        | 0        | 0        | 0        | 0        | .286        |
| +Trivino,L    | 0        | 0        | 0.00        | 1        | 0        | 0        | 0        | 0        | 0        | 3.0        | 1        | 0        | 0        | 0        | 0        | 1        | 0        | 4        | 0        | 0        | .111        |
| <b>Totals</b> | <b>0</b> | <b>1</b> | <b>7.88</b> | <b>1</b> | <b>1</b> | <b>0</b> | <b>1</b> | <b>0</b> | <b>0</b> | <b>8.0</b> | <b>7</b> | <b>7</b> | <b>7</b> | <b>2</b> | <b>0</b> | <b>4</b> | <b>0</b> | <b>6</b> | <b>1</b> | <b>0</b> | <b>.241</b> |

### [Results and Boxscores](#)

## 2019 AMERICAN LEAGUE WILD CARD

The A's host Tampa Bay in the American League Wild Card game and lose by a score of 5-1. Sean Manaea starts for the A's and allows a home run to Yandy Díaz to start the game. He also surrenders a two-run home run to Avisail García in the second inning and a solo home run to Díaz in the third and is relieved by Yusmeiro Petit with no outs in the third inning and the A's trailing 4-0. Oakland scores its lone run in the bottom of the third when Marcus Semien reaches third on an error by third baseman Mike Brosseau and scores on a Ramón Laureano sacrifice fly. Jesús Luzardo pitches 3.0 scoreless innings of relief to keep the A's close but the Rays bullpen blanks the A's on three hits over the final four innings. Jurickson Profar and Robbie Grossman have two hits each but Oakland does not get a runner into scoring position after the fourth inning.

### FINAL STATISTICS

| PLAYER        | AVG         | G        | AB        | R        | H        | TB       | 2B       | 3B       | HR       | RBI      | SH       | SF       | HP       | BB       | IBB      | SO        | SB       | CS       | DP       | E        | SLG         | OBP         |
|---------------|-------------|----------|-----------|----------|----------|----------|----------|----------|----------|----------|----------|----------|----------|----------|----------|-----------|----------|----------|----------|----------|-------------|-------------|
| +Brown,S      | .000        | 1        | 1         | 0        | 0        | 0        | 0        | 0        | 0        | 0        | 0        | 0        | 0        | 0        | 0        | 0         | 0        | 0        | 0        | 0        | .000        | .000        |
| Canha,M       | .000        | 1        | 3         | 0        | 0        | 0        | 0        | 0        | 0        | 0        | 0        | 0        | 0        | 1        | 0        | 2         | 0        | 0        | 0        | 0        | .000        | .250        |
| Chapman,M     | .333        | 1        | 3         | 0        | 1        | 1        | 0        | 0        | 0        | 0        | 0        | 0        | 0        | 1        | 0        | 0         | 0        | 0        | 0        | 0        | .333        | .500        |
| Davis,K       | .000        | 1        | 4         | 0        | 0        | 0        | 0        | 0        | 0        | 0        | 0        | 0        | 0        | 0        | 0        | 3         | 0        | 0        | 0        | 0        | .000        | .000        |
| Grossman,R    | .500        | 1        | 4         | 0        | 2        | 2        | 0        | 0        | 0        | 0        | 0        | 0        | 0        | 0        | 0        | 1         | 0        | 0        | 0        | 0        | .500        | .500        |
| Laureano,R    | .333        | 1        | 3         | 0        | 1        | 1        | 0        | 0        | 0        | 1        | 0        | 1        | 0        | 0        | 0        | 1         | 0        | 0        | 0        | 0        | .333        | .250        |
| +Murphy,S     | .000        | 1        | 1         | 0        | 0        | 0        | 0        | 0        | 0        | 0        | 0        | 0        | 0        | 0        | 0        | 0         | 0        | 0        | 1        | 0        | .000        | .000        |
| Olson,M       | .333        | 1        | 3         | 0        | 1        | 1        | 0        | 0        | 0        | 0        | 0        | 0        | 0        | 1        | 0        | 1         | 0        | 0        | 1        | 0        | .333        | .500        |
| Phegley,J     | .000        | 1        | 2         | 0        | 0        | 0        | 0        | 0        | 0        | 0        | 0        | 0        | 0        | 0        | 0        | 1         | 0        | 0        | 0        | 0        | .000        | .000        |
| Profar,J      | .500        | 1        | 4         | 0        | 2        | 2        | 0        | 0        | 0        | 0        | 0        | 0        | 0        | 0        | 0        | 1         | 0        | 0        | 0        | 0        | .500        | .500        |
| Semien,M      | .200        | 1        | 5         | 1        | 1        | 1        | 0        | 0        | 0        | 0        | 0        | 0        | 0        | 0        | 0        | 2         | 0        | 0        | 0        | 0        | .200        | .200        |
| <b>Totals</b> | <b>.242</b> | <b>1</b> | <b>33</b> | <b>1</b> | <b>8</b> | <b>8</b> | <b>0</b> | <b>0</b> | <b>0</b> | <b>1</b> | <b>0</b> | <b>1</b> | <b>0</b> | <b>3</b> | <b>0</b> | <b>12</b> | <b>0</b> | <b>0</b> | <b>2</b> | <b>0</b> | <b>.242</b> | <b>.297</b> |

| PITCHER       | W        | L        | ERA         | G        | GS       | CG       | GF       | SHO      | SV       | IP         | H        | R        | ER       | HR       | HB       | BB       | IBB      | SO        | WP       | BK       | AVG         |
|---------------|----------|----------|-------------|----------|----------|----------|----------|----------|----------|------------|----------|----------|----------|----------|----------|----------|----------|-----------|----------|----------|-------------|
| Diekman,J     | 0        | 0        | 0.00        | 1        | 0        | 0        | 0        | 0        | 0        | 0.1        | 0        | 0        | 0        | 0        | 0        | 0        | 0        | 0         | 0        | 0        | .000        |
| Hendriks,L    | 0        | 0        | 0.00        | 1        | 0        | 0        | 1        | 0        | 0        | 1.0        | 0        | 0        | 0        | 0        | 0        | 0        | 0        | 1         | 0        | 0        | .000        |
| +Luzardo,J    | 0        | 0        | 0.00        | 1        | 0        | 0        | 0        | 0        | 0        | 3.0        | 1        | 0        | 0        | 0        | 0        | 2        | 0        | 4         | 0        | 0        | .100        |
| Manaea,S      | 0        | 1        | 18.00       | 1        | 1        | 0        | 0        | 0        | 0        | 2.0        | 4        | 4        | 4        | 3        | 0        | 0        | 0        | 5         | 0        | 0        | .400        |
| Petit,Y       | 0        | 0        | 3.38        | 1        | 0        | 0        | 0        | 0        | 0        | 2.2        | 2        | 1        | 1        | 1        | 0        | 0        | 0        | 2         | 0        | 0        | .200        |
| <b>Totals</b> | <b>0</b> | <b>1</b> | <b>5.00</b> | <b>1</b> | <b>1</b> | <b>0</b> | <b>1</b> | <b>0</b> | <b>0</b> | <b>9.0</b> | <b>7</b> | <b>5</b> | <b>5</b> | <b>4</b> | <b>0</b> | <b>2</b> | <b>0</b> | <b>12</b> | <b>0</b> | <b>0</b> | <b>.206</b> |

### Results and Boxscores

2020 AMERICAN LEAGUE WILD CARD SERIES

The A's returned to the postseason for the third consecutive year and defeated the Chicago White Sox two games to one in the best-of-three American League Wild Card series. The series win was the A's first in the postseason since sweeping Minnesota in the 2006 ALDS. Oakland hit just .194 in the series but out-scored the White Sox 12-11 while compiling a 3.67 ERA. Rookie catcher Sean Murphy went 3-for-8 with a home run and two RBI and Jake Diekman pitched in all three games without allowing a run.

Chicago starter Lucas Giolito retired each of the first 18 Oakland batters in Game 1 en route to a 4-1 win, which extended the A's postseason losing streak to an Athletics record-tying six games. Jesús Luzardo started for Oakland and took the loss, allowing three runs on six hits in 3.1 innings. The A's evened the series with a 5-3 victory in Game 2 after Chris Bassitt allowed just one run in seven innings of work for the win. Oakland scored two unearned runs in the first inning and increased their lead to 4-0 when Marcus Semien hit a two-run home run in the second. Closer Liam Hendriks came in with no outs in the eighth and allowed two runs in 1.2 innings before Diekman recorded the final out with the bases loaded in the ninth. The A's then snapped their Major League record nine-game losing streak in winner-take-all postseason games with a 6-4 victory in Game 3. Oakland trailed 3-0 after three innings but then scored four times in the fourth on a two-run home run by Murphy and back-to-back bases loaded walks by Mark Canha and Matt Olson. Chad Pinder added a two-run single in the fifth, Frankie Montas allowed a run in 2.0 innings of relief for the win, and Hendriks struck out the final three batters for the save.

FINAL STATISTICS

| PLAYER        | AVG         | G        | AB        | R         | H         | TB        | 2B       | 3B       | HR       | RBI       | SH       | SF       | HP       | BB        | IBB      | SO        | SB       | CS       | DP       | E        | OBP         | SLG         |
|---------------|-------------|----------|-----------|-----------|-----------|-----------|----------|----------|----------|-----------|----------|----------|----------|-----------|----------|-----------|----------|----------|----------|----------|-------------|-------------|
| Canha, M      | .100        | 3        | 10        | 1         | 1         | 1         | 0        | 0        | 0        | 1         | 0        | 0        | 0        | 2         | 0        | 1         | 0        | 0        | 0        | 0        | .250        | .100        |
| Davis, K      | .250        | 2        | 8         | 1         | 2         | 5         | 0        | 0        | 1        | 1         | 0        | 0        | 0        | 0         | 0        | 2         | 0        | 0        | 0        | 0        | .250        | .625        |
| Grossman, R   | .000        | 2        | 7         | 1         | 0         | 0         | 0        | 0        | 0        | 0         | 0        | 0        | 0        | 1         | 0        | 2         | 0        | 0        | 0        | 0        | .125        | .000        |
| +Heim, J      | —           | 0        | 0         | 0         | 0         | 0         | 0        | 0        | 0        | 0         | 0        | 0        | 0        | 0         | 0        | 0         | 0        | 0        | 0        | 0        | —           | —           |
| Kemp, T       | —           | 0        | 0         | 0         | 0         | 0         | 0        | 0        | 0        | 0         | 0        | 0        | 0        | 0         | 0        | 0         | 0        | 0        | 0        | 0        | —           | —           |
| La Stella, T  | .273        | 3        | 11        | 3         | 3         | 3         | 0        | 0        | 0        | 0         | 0        | 0        | 0        | 1         | 0        | 2         | 0        | 0        | 0        | 0        | .333        | .273        |
| Lamb, J       | .200        | 3        | 5         | 0         | 1         | 1         | 0        | 0        | 0        | 0         | 0        | 0        | 0        | 0         | 0        | 0         | 0        | 0        | 0        | 0        | .200        | .200        |
| Laureano, R   | .182        | 3        | 11        | 1         | 2         | 2         | 0        | 0        | 0        | 1         | 0        | 0        | 0        | 0         | 0        | 4         | 0        | 0        | 0        | 0        | .182        | .182        |
| +Machin, V    | —           | 0        | 0         | 0         | 0         | 0         | 0        | 0        | 0        | 0         | 0        | 0        | 0        | 0         | 0        | 0         | 0        | 0        | 0        | 0        | —           | —           |
| +Murphy, S    | .375        | 3        | 8         | 3         | 3         | 6         | 0        | 0        | 1        | 2         | 0        | 0        | 0        | 2         | 0        | 1         | 0        | 0        | 0        | 0        | .500        | .750        |
| Olson, M      | .000        | 3        | 9         | 0         | 0         | 0         | 0        | 0        | 0        | 1         | 0        | 0        | 0        | 3         | 0        | 6         | 0        | 0        | 0        | 0        | .250        | .000        |
| Orf, N        | .000        | 1        | 0         | 0         | 0         | 0         | 0        | 0        | 0        | 0         | 0        | 0        | 0        | 0         | 0        | 0         | 0        | 0        | 0        | 0        | .000        | .000        |
| Pinder, C     | .333        | 3        | 9         | 0         | 3         | 3         | 0        | 0        | 0        | 2         | 0        | 0        | 0        | 1         | 1        | 2         | 0        | 0        | 0        | 0        | .400        | .333        |
| Piscotty, S   | .000        | 1        | 3         | 0         | 0         | 0         | 0        | 0        | 0        | 0         | 0        | 0        | 0        | 0         | 0        | 1         | 0        | 0        | 1        | 0        | .000        | .000        |
| Semien, M     | .250        | 3        | 12        | 2         | 3         | 7         | 1        | 0        | 1        | 2         | 0        | 0        | 0        | 1         | 0        | 1         | 0        | 0        | 0        | 1        | .308        | .583        |
| <b>Totals</b> | <b>.194</b> | <b>3</b> | <b>93</b> | <b>12</b> | <b>18</b> | <b>28</b> | <b>1</b> | <b>0</b> | <b>3</b> | <b>10</b> | <b>0</b> | <b>0</b> | <b>0</b> | <b>11</b> | <b>1</b> | <b>22</b> | <b>0</b> | <b>0</b> | <b>1</b> | <b>1</b> | <b>.279</b> | <b>.301</b> |

| PITCHER       | W        | L        | ERA         | G        | GS       | CG       | GF       | SHO      | SV       | IP          | H         | R         | ER        | HR       | HB       | BB       | IBB      | SO        | WP       | BK       | AVG         |
|---------------|----------|----------|-------------|----------|----------|----------|----------|----------|----------|-------------|-----------|-----------|-----------|----------|----------|----------|----------|-----------|----------|----------|-------------|
| Bassitt, C    | 1        | 0        | 1.29        | 1        | 1        | 0        | 0        | 0        | 0        | 7.0         | 6         | 1         | 1         | 0        | 0        | 1        | 0        | 5         | 1        | 0        | .222        |
| Diekman, J    | 0        | 0        | 0.00        | 3        | 0        | 0        | 2        | 0        | 1        | 1.2         | 0         | 0         | 0         | 0        | 0        | 2        | 0        | 1         | 0        | 0        | .000        |
| Fiers, M      | 0        | 0        | 5.40        | 1        | 1        | 0        | 0        | 0        | 0        | 1.2         | 5         | 1         | 1         | 1        | 0        | 1        | 0        | 2         | 0        | 0        | .500        |
| Hendriks, L   | 0        | 0        | 6.75        | 2        | 0        | 0        | 1        | 0        | 1        | 2.2         | 5         | 2         | 2         | 1        | 0        | 1        | 0        | 8         | 0        | 0        | .385        |
| +Luzardo, J   | 0        | 1        | 8.10        | 1        | 1        | 0        | 0        | 0        | 0        | 3.1         | 6         | 3         | 3         | 2        | 0        | 0        | 0        | 5         | 0        | 0        | .375        |
| Manaea, S     | 0        | 0        | —           | 0        | 0        | 0        | 0        | 0        | 0        | 0.0         | 0         | 0         | 0         | 0        | 0        | 0        | 0        | 0         | 0        | 0        | —           |
| McFarland, T  | 0        | 0        | —           | 0        | 0        | 0        | 0        | 0        | 0        | 0.0         | 0         | 0         | 0         | 0        | 0        | 0        | 0        | 0         | 0        | 0        | —           |
| Minor, M      | 0        | 0        | —           | 0        | 0        | 0        | 0        | 0        | 0        | 0.0         | 0         | 0         | 0         | 0        | 0        | 0        | 0        | 0         | 0        | 0        | —           |
| Montas, F     | 1        | 0        | 4.50        | 1        | 0        | 0        | 0        | 0        | 0        | 2.0         | 2         | 1         | 1         | 0        | 0        | 0        | 0        | 2         | 0        | 0        | .250        |
| Petit, Y      | 0        | 0        | 7.71        | 2        | 0        | 0        | 0        | 0        | 0        | 2.1         | 4         | 2         | 2         | 0        | 0        | 0        | 0        | 2         | 0        | 0        | .364        |
| Soria, J      | 0        | 0        | 4.50        | 2        | 0        | 0        | 0        | 0        | 0        | 2.0         | 2         | 1         | 1         | 1        | 0        | 1        | 0        | 1         | 0        | 0        | .286        |
| Trivino, L    | 0        | 0        | 0.00        | 1        | 0        | 0        | 0        | 0        | 0        | 0.2         | 0         | 0         | 0         | 0        | 1        | 0        | 0        | 0         | 0        | 0        | .000        |
| Wendelken, J  | 0        | 0        | 0.00        | 2        | 0        | 0        | 0        | 0        | 0        | 3.2         | 1         | 0         | 0         | 0        | 0        | 0        | 0        | 3         | 0        | 0        | .083        |
| <b>Totals</b> | <b>2</b> | <b>1</b> | <b>3.67</b> | <b>3</b> | <b>3</b> | <b>0</b> | <b>3</b> | <b>0</b> | <b>2</b> | <b>27.0</b> | <b>31</b> | <b>11</b> | <b>11</b> | <b>5</b> | <b>1</b> | <b>6</b> | <b>0</b> | <b>29</b> | <b>1</b> | <b>0</b> | <b>.277</b> |

Results and Boxscores



## 2020 AMERICAN LEAGUE DIVISION SERIES

The A's faced division rival Houston in their first neutral-site postseason series at Dodger Stadium, but lost the American League Division Series three games to one. Each team hit 12 home runs in the four-game series as the A's set franchise record for home runs hit and home runs allowed in a postseason series. The pitching staff compiled a 7.46 ERA, which was the A's highest in a postseason series of more than one game. Marcus Semien hit .533 and had a .611 on-base percentage, which set an Athletics record for highest on-base percentage in a single postseason series.

The A's took a 3-0 lead in Game 1 on a two-run home run by Khris Davis in the second inning and a solo home run by Sean Murphy in the third but would go on to lose 10-5. Oakland starter Chris Bassitt allowed three runs in the fourth and J.B. Wendelken was charged with the blown save and loss when he surrendered four unearned runs in the fifth. The A's again scored first in Game 2 on a solo home run by Davis but Sean Manaea allowed four runs in 4.1 innings in the A's 5-2 loss. Oakland's lone win came in Game 3 when they tied an Athletics postseason record with five home runs en route to a 9-7 win. The A's took a 4-2 lead into the bottom of the fifth but the Astros scored five times, including twice off Oakland starter Jesús Luzardo. Chad Pinder then hit a three-run home run in the seventh inning and added a sacrifice fly in the eighth, and Liam Hendriks closed out the game with three scoreless innings of relief for the win. For the fourth time in the series, the A's scored first in Game 4 but would go on to lose, 11-6. Ramón Laureano hit a three-run home run in the second and added a solo shot in the fifth, but Houston scored five times in the fourth off Oakland starter Frankie Montas, and twice each in the fifth, sixth and seventh innings.

### FINAL STATISTICS

| PLAYER        | AVG         | G        | AB         | R         | H         | TB        | 2B       | 3B       | HR        | RBI       | SH       | SF       | HP       | BB        | IBB      | SO        | SB       | CS       | DP       | E        | OBP         | SLG         |
|---------------|-------------|----------|------------|-----------|-----------|-----------|----------|----------|-----------|-----------|----------|----------|----------|-----------|----------|-----------|----------|----------|----------|----------|-------------|-------------|
| Canha, M      | .200        | 4        | 15         | 2         | 3         | 6         | 0        | 0        | 1         | 2         | 0        | 1        | 0        | 0         | 0        | 6         | 0        | 0        | 0        | 0        | .188        | .400        |
| Davis, K      | .250        | 4        | 16         | 2         | 4         | 10        | 0        | 0        | 2         | 3         | 0        | 0        | 1        | 0         | 0        | 8         | 0        | 0        | 0        | 0        | .294        | .625        |
| Grossman, R   | .300        | 4        | 10         | 2         | 3         | 5         | 2        | 0        | 0         | 0         | 0        | 0        | 2        | 0         | 0        | 2         | 0        | 0        | 0        | 0        | .417        | .500        |
| +Heim, J      | —           | 0        | 0          | 0         | 0         | 0         | 0        | 0        | 0         | 0         | 0        | 0        | 0        | 0         | 0        | 0         | 0        | 0        | 0        | 0        | —           | —           |
| Kemp, T       | —           | 0        | 0          | 0         | 0         | 0         | 0        | 0        | 0         | 0         | 0        | 0        | 0        | 0         | 0        | 0         | 0        | 0        | 0        | 0        | —           | —           |
| La Stella, T  | .313        | 4        | 16         | 2         | 5         | 9         | 1        | 0        | 1         | 2         | 0        | 0        | 1        | 1         | 0        | 1         | 0        | 0        | 1        | 0        | .389        | .563        |
| Lamb, J       | .000        | 1        | 2          | 0         | 0         | 0         | 0        | 0        | 0         | 0         | 0        | 0        | 0        | 0         | 0        | 1         | 0        | 0        | 1        | 0        | .000        | .000        |
| Laureano, R   | .200        | 4        | 15         | 3         | 3         | 10        | 1        | 0        | 2         | 4         | 0        | 0        | 0        | 1         | 0        | 3         | 0        | 0        | 1        | 0        | .250        | .667        |
| +Murphy, S    | .143        | 4        | 14         | 1         | 2         | 5         | 0        | 0        | 1         | 2         | 0        | 1        | 0        | 0         | 0        | 3         | 0        | 0        | 0        | 1        | .133        | .357        |
| Olson, M      | .214        | 4        | 14         | 4         | 3         | 9         | 0        | 0        | 2         | 2         | 0        | 0        | 0        | 2         | 0        | 4         | 0        | 0        | 1        | 1        | .313        | .643        |
| Orf, N        | .000        | 1        | 0          | 0         | 0         | 0         | 0        | 0        | 0         | 0         | 0        | 0        | 0        | 0         | 0        | 0         | 0        | 0        | 0        | 0        | .000        | .000        |
| Pinder, C     | .308        | 4        | 13         | 2         | 4         | 11        | 1        | 0        | 2         | 5         | 0        | 1        | 0        | 2         | 0        | 4         | 0        | 0        | 1        | 0        | .375        | .846        |
| Piscotty, S   | .250        | 2        | 4          | 0         | 1         | 1         | 0        | 0        | 0         | 0         | 0        | 0        | 0        | 0         | 0        | 0         | 0        | 0        | 0        | 0        | .250        | .250        |
| Semien, M     | .533        | 4        | 15         | 4         | 8         | 11        | 0        | 0        | 1         | 2         | 0        | 0        | 0        | 3         | 0        | 0         | 0        | 0        | 0        | 1        | .611        | .733        |
| <b>Totals</b> | <b>.269</b> | <b>4</b> | <b>134</b> | <b>22</b> | <b>36</b> | <b>77</b> | <b>5</b> | <b>0</b> | <b>12</b> | <b>22</b> | <b>0</b> | <b>3</b> | <b>2</b> | <b>11</b> | <b>0</b> | <b>32</b> | <b>0</b> | <b>0</b> | <b>5</b> | <b>3</b> | <b>.327</b> | <b>.575</b> |

| PITCHER       | W        | L        | ERA         | G        | GS       | CG       | GF       | SHO      | SV       | IP          | H         | R         | ER        | HR        | HB       | BB        | IBB      | SO        | WP       | BK       | AVG         |
|---------------|----------|----------|-------------|----------|----------|----------|----------|----------|----------|-------------|-----------|-----------|-----------|-----------|----------|-----------|----------|-----------|----------|----------|-------------|
| Bassitt, C    | 0        | 0        | 6.75        | 1        | 1        | 0        | 0        | 0        | 0        | 4.0         | 9         | 3         | 3         | 2         | 0        | 0         | 0        | 4         | 0        | 0        | .450        |
| Diekmann, J   | 0        | 0        | 6.00        | 3        | 0        | 0        | 0        | 0        | 0        | 3.0         | 3         | 2         | 2         | 1         | 1        | 0         | 0        | 4         | 0        | 0        | .250        |
| Fiers, M      | 0        | 0        | —           | 0        | 0        | 0        | 0        | 0        | 0        | 0.0         | 0         | 0         | 0         | 0         | 0        | 0         | 0        | 0         | 0        | 0        | —           |
| Hendriks, L   | 1        | 0        | 0.00        | 1        | 0        | 0        | 1        | 0        | 0        | 3.0         | 1         | 0         | 0         | 0         | 0        | 0         | 0        | 4         | 0        | 0        | .100        |
| +Luzardo, J   | 0        | 0        | 8.31        | 1        | 1        | 0        | 0        | 0        | 0        | 4.1         | 5         | 4         | 4         | 2         | 0        | 2         | 0        | 2         | 0        | 0        | .313        |
| Manaea, S     | 0        | 1        | 8.31        | 1        | 1        | 0        | 0        | 0        | 0        | 4.1         | 5         | 4         | 4         | 2         | 0        | 1         | 0        | 2         | 0        | 0        | .294        |
| McFarland, T  | 0        | 0        | 0.00        | 2        | 0        | 0        | 2        | 0        | 0        | 2.0         | 0         | 0         | 0         | 0         | 0        | 1         | 0        | 2         | 0        | 0        | .000        |
| Minor, M      | 0        | 0        | 0.00        | 3        | 0        | 0        | 0        | 0        | 0        | 3.2         | 2         | 0         | 0         | 0         | 2        | 1         | 0        | 2         | 0        | 0        | .182        |
| Montas, F     | 0        | 1        | 12.27       | 1        | 1        | 0        | 0        | 0        | 0        | 3.2         | 7         | 5         | 5         | 2         | 0        | 1         | 0        | 3         | 0        | 0        | .389        |
| Petit, Y      | 0        | 0        | 18.00       | 3        | 0        | 0        | 0        | 0        | 0        | 2.0         | 4         | 4         | 4         | 1         | 1        | 1         | 1        | 2         | 0        | 0        | .444        |
| Soria, J      | 0        | 0        | 9.00        | 2        | 0        | 0        | 0        | 0        | 0        | 2.0         | 3         | 2         | 2         | 0         | 0        | 1         | 0        | 0         | 0        | 0        | .333        |
| Trivino, L    | 0        | 0        | 4.50        | 3        | 0        | 0        | 1        | 0        | 0        | 2.0         | 1         | 1         | 1         | 1         | 1        | 1         | 0        | 2         | 0        | 0        | .167        |
| +Weems, J     | 0        | 0        | INF         | 1        | 0        | 0        | 0        | 0        | 0        | 0.0         | 2         | 2         | 2         | 0         | 0        | 1         | 0        | 0         | 0        | 0        | 1.000       |
| Wendelken, J  | 0        | 1        | 18.00       | 2        | 0        | 0        | 0        | 0        | 0        | 1.0         | 4         | 6         | 2         | 1         | 0        | 1         | 0        | 1         | 0        | 0        | .500        |
| <b>Totals</b> | <b>1</b> | <b>3</b> | <b>7.46</b> | <b>4</b> | <b>4</b> | <b>0</b> | <b>4</b> | <b>0</b> | <b>0</b> | <b>35.0</b> | <b>46</b> | <b>33</b> | <b>29</b> | <b>12</b> | <b>5</b> | <b>11</b> | <b>1</b> | <b>28</b> | <b>0</b> | <b>0</b> | <b>.322</b> |

### Results and Boxscores

# ATHLETICS ALL-TIME ROSTER

Since moving to Oakland in 1968, a total of 979 players have played for the A's. The all-time franchise count is 1,987.

## A

Abad, Andy..... 2001  
 Abad, Fernando..... 2014-15  
 Abbott, Glenn..... 1973-76  
 Abbott, Kurt..... 1993, 98  
 Aber, Al..... 1957  
 Abernathy, Tal..... 1942-44  
 Accardo, Jeremy..... 2012  
 Acosta, Merito..... 1918  
 Acre, Mark..... 1994-97  
 Adams, Dick..... 1947  
 Adams, Mike..... 1978  
 Adams, Willie..... 1918-19  
 Adams, Willie..... 1996-97  
 Adkins, Dick..... 1942  
 Afenir, Troy..... 1990-91  
 Aker, Jack..... 1964-68  
 Akerfelds, Darrel..... 1986  
 Alcántara, Arismendy..... 2016  
 Alcántara, Raul..... 2016-17  
 Aldrete, Mike..... 1993-95  
 Alexander, Gary..... 1978  
 Alexander, Matt..... 1975-77  
 Allen, Austin..... 2020  
 Allen, Bob..... 1919  
 Allen, Brandon..... 2011-12  
 Allen, Dick..... 1977  
 Allison, Dana..... 1991  
 Almon, Bill..... 1983-84  
 Alonso, Yonder..... 2016-17  
 Alou, Felipe..... 1970-71  
 Alou, Jesus..... 1973-74  
 Alou, Matty..... 1972  
 Alonso, Dell..... 1978  
 Alusik, George..... 1962-64  
 Alvarez, R.J..... 2015  
 Aleya, Brant..... 1972  
 Ambler, Wayne..... 1937-39  
 Ancker, Walter..... 1915  
 Anderson, Brett..... 2009-13,  
 18-19  
 Anderson, Bryan..... 2014-15  
 Anderson, Dwain..... 1971-72  
 Anderson, Tanner..... 2019  
 Anderson, Walter..... 1917, 19  
 Andrews, Elbert..... 1925  
 Andrews, Mike..... 1973  
 Andujar, Joaquin..... 1986-87  
 Appier, Kevin..... 1999-00  
 Applegate, Fred..... 1904  
 Archer, Fred..... 1936-37  
 Archer, Jim..... 1961-62  
 Armas, Marcos..... 1993  
 Armas, Tony..... 1977-82  
 Armbruster, Harry..... 1906  
 Armstrong, George..... 1946  
 Armstrong, Howard..... 1911  
 Arndt, Larry..... 1989  
 Arntzen, Orie..... 1943

Arroyo, Fernando..... 1982, 86  
 Astroth, Joe..... 1945-46, 50-56  
 Atherton, Keith..... 1983-86  
 Atkins, Tommy..... 1909-10  
 Axford, John..... 2016-17  
 Azcue, Joe..... 1962-63

## B

Babe, Loren..... 1953  
 Babich, Johnny..... 1940-41  
 Babitt, Shooty..... 1981  
 Bacon, Eddie..... 1917  
 Bagwell, Bill..... 1925  
 Bahnsen, Stan..... 1975-77  
 Bailey, Andrew..... 2009-11  
 Bailey, Gene..... 1917  
 Bailey, Homer..... 2019  
 Baines, Harold..... 1990-92  
 Bair, Doug..... 1977, 86  
 Baisley, Jeff..... 2008  
 Baker, Bock..... 1901  
 Baker, Dusty..... 1985-86  
 Baker, Frank..... 1908-14  
 Baker, Neal..... 1927  
 Baker, Scott..... 1995  
 Baker, Steve..... 1982-83  
 Balfour, Grant..... 2011-13  
 Bando, Chris..... 1989  
 Bando, Sal..... 1966-76  
 Bankston, Everett..... 1915  
 Bankston, Wes..... 2008  
 Barbee, Dave..... 1926  
 Barba, Babe..... 1937-38  
 Barr, Scotty..... 1908-09  
 Barreto, Franklin..... 2017-20  
 Barrett, Bill..... 1921  
 Barrett, Dick..... 1933  
 Barry, Hardin..... 1912  
 Barry, Jack..... 1908-15  
 Barthold, John..... 1904  
 Bartley, Bill..... 1906-07  
 Bartling, Irv..... 1938  
 Barton, Daric..... 2007-14  
 Barton, Harry..... 1905  
 Bass, Norm..... 1961-63  
 Bassitt, Chris..... 2015-16, 18-20  
 Bates, Charlie..... 1927  
 Bates, Ray..... 1917  
 Bathe, Bill..... 1986  
 Batista, Tony..... 1996-97  
 Battle, Allen..... 1996  
 Batton, Chris..... 1976  
 Bauer, Hank..... 1960-61  
 Bauer, Lou..... 1918  
 Baumgartner, Stan..... 1924-26  
 Baxes, Mike..... 1956, 58  
 Baylor, Don..... 1976, 88  
 Beane, Billy..... 1989  
 Beard, Dave..... 1980-83  
 Becker, Rich..... 1999-00

Beckmann, Bill..... 1939-42  
 Belitz, Todd..... 2000  
 Bell, Kevin..... 1982  
 Bella, Zeke..... 1959  
 Bellhorn, Mark..... 1997-98,  
 00-01  
 Bender, Chief..... 1903-14  
 Benson, Vern..... 1943, 46  
 Benton, Al..... 1934-35  
 Berger, Johnny..... 1922  
 Bernazard, Tony..... 1987  
 Bernhard, Bill..... 1901-02  
 Berroa, Geronimo..... 1994-97  
 Berry, Charlie..... 1925,  
 34-36, 38  
 Berry, Claude..... 1906-07  
 Berry, Joe..... 1944-46  
 Bertoia, Reno..... 1961  
 Besse, Herman..... 1940-43, 46  
 Bettendorf, Jeff..... 1984  
 Bevan, Hal..... 1952, 55  
 Biasatti, Hank..... 1949  
 Bigbee, Lyle..... 1920  
 Billings, Bruce..... 2011  
 Binks, George..... 1947-48  
 Birtsas, Tim..... 1985-86  
 Bishop, Bill..... 1921  
 Bishop, Charlie..... 1952-55  
 Bishop, Max..... 1924-33  
 Bitker, Joe..... 1990  
 Black, Don..... 1943-45  
 Blackburn, Paul..... 2017-20  
 Blackley, Travis..... 2012  
 Blackwell, Ewell..... 1955  
 Blaeholder, George..... 1935  
 Blair, Buddy..... 1942  
 Blair, Carson..... 2015  
 Blake, Ed..... 1957  
 Blanchard, Johnny..... 1965  
 Blanco, Gil..... 1966  
 Blankenship, Lance..... 1988-93  
 Blanks, Kyle..... 2014  
 Blanton, Joe..... 2004-08  
 Blasingame, Don..... 1966  
 Blefary, Curt..... 1971-72  
 Bleich, Jeremy..... 2018  
 Blemker, Ray..... 1960  
 Blevins, Jerry..... 2007-13  
 Blowers, Mike..... 1998  
 Blue, Bert..... 1908  
 Blue, Vida..... 1969-77  
 Boak, Chet..... 1960  
 Boardman, Charlie..... 1913-14  
 Bocachica, Hiram..... 2005-07  
 Bochte, Bruce..... 1984-86  
 Bodie, Ping..... 1917  
 Boever, Joe..... 1993  
 Bogle, Warren..... 1968  
 Bohlen, Pat..... 1913  
 Boley, Joe..... 1927-32

Bollweg, Don..... 1954-55  
 Bolt, Skye..... 2019  
 Bonner, Frank..... 1902  
 Bonser, Boof..... 2010  
 Boone, Dan..... 1919  
 Boone, Ray..... 1959  
 Bordi, Rich..... 1980-81, 88  
 Bordick, Mike..... 1990-96  
 Bosetti, Rick..... 1981-82  
 Bosman, Dick..... 1975-76  
 Bostick, Henry..... 1915  
 Bournigal, Rafael..... 1996-98  
 Bourque, Pat..... 1973-74  
 Bowen, Rob..... 2007-08  
 Bowers, Cedrick..... 2010  
 Bowie, Jim..... 1994  
 Bowie, Micah..... 2002-03  
 Bowles, Charlie..... 1943, 45  
 Bowlin, Weldon..... 1967  
 Bowman, Joe..... 1932  
 Bowsfield, Ted..... 1963-64  
 Boyd, Bob..... 1961  
 Boyer, Clete..... 1955-57  
 Boyer, Cloyd..... 1955  
 Braden, Dallas..... 2007-11  
 Bradford, Bill..... 1956  
 Bradford, Chad..... 2001-04  
 Bradley, Bert..... 1983  
 Bradley, Milton..... 2006-07  
 Bradshaw, Dallas..... 1917  
 Brady, Michael..... 2017  
 Brancato, Al..... 1939-41, 45  
 Brantom, Dud..... 1927  
 Brant, Marshall..... 1983  
 Brazill, Frank..... 1921-22  
 Breckinridge, Bill..... 1929  
 Breslow, Craig..... 2009-11  
 Bressler, Rube..... 1914-16  
 Brewer, Billy..... 1997  
 Brickley, George..... 1913  
 Briggs, John..... 1960  
 Briscoe, John..... 1991-96  
 Brissie, Lou..... 1947-51  
 Brito, Tilson..... 1997  
 Broberg, Pete..... 1978  
 Brooks, Aaron..... 2015, 18-19  
 Brooks, Bobby..... 1969-72  
 Brosius, Scott..... 1991-97  
 Brouthers, Art..... 1906  
 Brown, Andrew..... 2007-08  
 Brown, Boardwalk..... 1911-14  
 Brown, Darrell..... 1982  
 Brown, Dee..... 2007  
 Brown, Emil..... 2008  
 Brown, Jeremy..... 2006  
 Brown, Jim..... 1916  
 Brown, Larry..... 1971-72  
 Brown, Norm..... 1943, 46  
 Brown, Ollie..... 1972  
 Brown, Seth..... 2020

|                        |                   |                        |                    |                        |                       |                             |                |
|------------------------|-------------------|------------------------|--------------------|------------------------|-----------------------|-----------------------------|----------------|
| Browne, Jerry.....     | 1992-93           | Carter, Nick.....      | 1908               | Coleman, Ray.....      | 1948                  | Daley, Tom.....             | 1913-14        |
| Bruce, Lou.....        | 1904              | Carter, Sol.....       | 1931               | Coleman, Rip.....      | 1957, 59              | Daly, Bert.....             | 1903           |
| Brucker, Earle.....    | 1937-40, 43       | Carly, Rico.....       | 1973, 78           | Collamore, Allan.....  | 1911                  | Damon, Johnny.....          | 2001           |
| Brucker, Earle.....    | 1948              | Cascarella, Joe.....   | 1934-35            | Collins, Dave.....     | 1985                  | Damrau, Harry.....          | 1915           |
| Bruggy, Frank.....     | 1922-24           | Casilla, Santiago..... | 2004-09,<br>17-18  | Collins, Eddie.....    | 1906-14,<br>27-30     | Daney, Art.....             | 1928           |
| Brugman, Jaycob.....   | 2017              | Caster, George.....    | 1934-35,<br>37-40  | Collins, Eddie.....    | 1939, 41-42           | Danforth, Dave.....         | 1911-12        |
| Brumley, Mike.....     | 1994              | Castiglia, Jim.....    | 1942               | Collins, Jimmy.....    | 1907-08               | Danner, Buck.....           | 1915           |
| Brunet, George.....    | 1956-57,<br>59-60 | Castillo, Alberto..... | 2005               | Collins, Zip.....      | 1921                  | Darling, Ron.....           | 1991-95        |
| Bryan, Billy.....      | 1961-66           | Castro, Angel.....     | 2015               | Colón, Bartolo.....    | 2012-13               | Davalillo, Vic.....         | 1973-74        |
| Bryant, Derek.....     | 1979              | Castro, Luis.....      | 1902               | Cone, Bob.....         | 1915                  | DaVanon, Jeff.....          | 2007           |
| Buchter, Ryan.....     | 2018-19           | Castro, Ramon.....     | 2004               | Conigliaro, Billy..... | 1973                  | Davidson, Claude.....       | 1918           |
| Buck, Travis.....      | 2007-10           | Castro, Simon.....     | 2017               | Connelly, Bill.....    | 1945                  | Davies, Chick.....          | 1914-15        |
| Budaska, Mark.....     | 1978, 81          | Cater, Danny.....      | 1966-69            | Connelly, Steve.....   | 1998                  | Davis, Bob.....             | 1958, 60       |
| Bullock, Red.....      | 1936              | Caudill, Bill.....     | 1984, 87           | Conrad, Brooks.....    | 2008                  | Davis, Bud.....             | 1915           |
| Burgmeier, Tom.....    | 1983-84           | Caulfield, Jake.....   | 1946               | Conroy, Bill.....      | 1935-37               | Davis, Crash.....           | 1940-42        |
| Burke, Glenn.....      | 1978-79           | Casey, Wayne.....      | 1961-66            | Conroy, Tim.....       | 1978, 82-85           | Davis, Harry.....           | 1901-11, 13-17 |
| Burnette, Wally.....   | 1956-58           | Ceccarelli, Art.....   | 1955-56            | Consoló, Billy.....    | 1962                  | Davis, Ike.....             | 2015           |
| Burns, Billy.....      | 2014-16           | Cepeda, Orlando.....   | 1972               | Conway, Owen.....      | 1915                  | Davis, Khris.....           | 2016-20        |
| Burns, Dennis.....     | 2023-24           | Cerv, Bob.....         | 1957-60            | Cook, Ryan.....        | 2012-15               | Davis, Mike.....            | 1980-87        |
| Burns, George.....     | 1918-20, 29       | Céspedes, Yoenis.....  | 2012-14            | Coombs, Bobby.....     | 1933                  | Davis, Rajai.....           | 2008-10, 17    |
| Burns, Joe.....        | 1944-45           | Cey, Ron.....          | 1987               | Coombs, Jack.....      | 1906-14               | Davis, Storm.....           | 1987-89, 93    |
| Burns, Todd.....       | 1988-91           | Chalk, Dave.....       | 1979               | Cooper, Pat.....       | 1946-47               | Davis, Tod.....             | 1949, 51       |
| Burris, Ray.....       | 1984              | Chant, Charlie.....    | 1975               | Corcoran, Art.....     | 1915                  | Davis, Tommy.....           | 1970-71        |
| Burroughs, Jeff.....   | 1982-84           | Chapman, Fred.....     | 1939-41            | Corsi, Jim.....        | 1988-89,<br>92, 95-96 | Dawley, Bill.....           | 1989           |
| Burrows, John.....     | 1943              | Chapman, John.....     | 1924               | Cosey, Ray.....        | 1980                  | Dean, Chubby.....           | 1936-41        |
| Burrs, Dick.....       | 1919-20           | Chapman, Matt.....     | 2017-20            | Cotton, Jharel.....    | 2016-17               | Decker, Jaff.....           | 2017           |
| Burtschy, Moe.....     | 1950-51,<br>54-56 | Chapman, Sam.....      | 1938-41,<br>45-51  | Cottrell, Ensign.....  | 1913                  | DeJesus, David.....         | 2011           |
| Busch, Ed.....         | 1943-45           | Charles, Ed.....       | 1962-67            | Coughtry, Marlan.....  | 1962                  | Del Greco, Bobby.....       | 1961-63        |
| Buschhorn, Don.....    | 1965              | Chavarria, Ossie.....  | 1966-67            | Coulombe, Daniel.....  | 2015-18               | De Los Santos, Fautino..... | 2011-12        |
| Bush, Joe.....         | 1912-17, 28       | Chavez, Eric.....      | 1998-2010          | Courtney, Clint.....   | 1961                  | Delsing, Jim.....           | 1960           |
| Butler, Billy.....     | 2015-16           | Chavez, Jesse.....     | 2012-15            | Coveleski, Stan.....   | 1912                  | DeMaestri, Joe.....         | 1953-59        |
| Buxton, Ralph.....     | 1938              | Chiti, Harry.....      | 1958-60            | Covington, Wes.....    | 1961                  | DeMars, Billy.....          | 1948           |
| Bynum, Freddie.....    | 2005              | Chitren, Steve.....    | 1990-91            | Cowgill, Collin.....   | 2012                  | Denorfia, Chris.....        | 2008-09        |
| Byrd, Harry.....       | 1950, 52-53       | Choice, Michael.....   | 2013               | Cox, Glenn.....        | 1955-58               | Derrick, Claud.....         | 1910-12        |
| Byrnes, Eric.....      | 2000-05           | Chouinard, Bobby.....  | 1996               | Cox, Jeff.....         | 1980-81               | Derry, Russ.....            | 1946           |
| Byrnes, Jim.....       | 1906              | Christenson, Ryan..... | 1998-01            | Crabb, Roy.....        | 1912                  | Desautels, Gene.....        | 1946           |
| <b>C</b>               |                   | Christopher, Russ..... | 1942-47            | Craddock, Walt.....    | 1955-56, 58           | Deshong, Jimmie.....        | 1932           |
| Cabrera, Orlando.....  | 2009              | Cias, Darryl.....      | 1983               | Craig, George.....     | 1907                  | Detwiler, Ross.....         | 2016           |
| Cadaret, Greg.....     | 1987-89           | Cicerio, Joe.....      | 1945               | Cramer, Bobby.....     | 2010-11               | Devine, Joey.....           | 2008, 11       |
| Cahill, Trevor.....    | 2009-11, 18       | Cihocki, Ed.....       | 1932-33            | Cramer, Doc.....       | 1929-35               | Dickson, Jim.....           | 1965-66        |
| Cain, Sugar.....       | 1932-35           | Cimoli, Gino.....      | 1962-64            | Crane, Sam.....        | 1914-16               | Dickson, Murry.....         | 1958-59        |
| Calero, Kiko.....      | 2005-08           | Ciola, Lou.....        | 1943               | Crawford, Willie.....  | 1977                  | Diekman, Jake.....          | 2019-20        |
| Caligiuri, Fred.....   | 1941-42           | Cipriani, Frank.....   | 1961               | Crimian, Jack.....     | 1956                  | Dietrich, Bill.....         | 1933-36, 47-48 |
| Callahan, Ben.....     | 1983              | Cissell, Bill.....     | 1937               | Cruz, Coco.....        | 2010-16               | Dillinger, Bob.....         | 1950           |
| Callasop, Alberto..... | 2013-14           | Clark, Allie.....      | 1951-53            | Cronin, Jim.....       | 1929                  | Dilone, Miguel.....         | 1978-79        |
| Callaway, Frank.....   | 1921-22           | Clark, Doug.....       | 2006               | Crosby, Bobby.....     | 2003-09               | DiNardo, Lenny.....         | 2007-08        |
| Camacho, Ernie.....    | 1980              | Clark, Jermaine.....   | 2005               | Cross, Lave.....       | 1901-05               | Ditmar, Art.....            | 1954-56, 61-62 |
| Cameron, Kevin.....    | 2009              | Clark, Ron.....        | 1971-72            | Cross, Monte.....      | 1902-07               | Divis, Moxie.....           | 1916           |
| Campaneris, Bert.....  | 1964-76           | Claset, Gowell.....    | 1933               | Crowell, Cap.....      | 1915-16               | Dixon, Sonny.....           | 1954-55        |
| Campbell, Kevin.....   | 1991-93           | Clinton, Lou.....      | 1965               | Crowson, Woody.....    | 1945                  | Dobson, Chuck.....          | 1966-71, 73    |
| Candiotti, Tom.....    | 1998-99           | Clippard, Tyler.....   | 2015               | Cruthers, Press.....   | 1913-14               | Dolan, Joe.....             | 1901           |
| Canha, Mark.....       | 2015-20           | Clyde, Tom.....        | 1943               | Cruz, Fausto.....      | 1994-95               | Donahue, Pat.....           | 1910           |
| Canseco, Jose.....     | 1985-92, 97       | Coakley, Andy.....     | 1902-06            | Cruz, Juan.....        | 2005                  | Donaldson, John.....        | 1966-70,<br>74 |
| Canseco, Ozzie.....    | 1990              | Cobb, Ty.....          | 1927-28            | Cullen, Tim.....       | 1972                  | Donaldson, Josh.....        | 2010, 12-14    |
| Cantrell, Guy.....     | 1927              | Cochrane, Mickey.....  | 1925-33            | Culler, Dick.....      | 1936                  | Doalittle, Sean.....        | 2012-17        |
| Carey, Andy.....       | 1960-61           | Codiroli, Chris.....   | 1982-87            | Cunningham, Aaron..... | 2008-09               | Dotel, Octavio.....         | 2004-05        |
| Carignan, Andrew.....  | 2011-12           | Coghlan, Chris.....    | 2016               | Cunningham, Mike.....  | 1906                  | Doubront, Felix.....        | 2015           |
| Carr, Charlie.....     | 1901              | Colangelo, Mike.....   | 2002               | Curry, Jim.....        | 1909                  | Dowd, Snooks.....           | 1919           |
| Carrasquel, Chico..... | 1958              | Colavito, Rocky.....   | 1964               | Cust, Jack.....        | 2007-10               | Downing, Al.....            | 1970           |
| Carroll, Doc.....      | 1916              | Colbert, Nate.....     | 1976               | <b>D</b>               |                       | Downs, Kelly.....           | 1992-93        |
| Carroll, Tom.....      | 1959              | Coleman, Ed.....       | 1932-35            | D'Acquisto, John.....  | 1982                  | Doyle, Brian.....           | 1981           |
| Carson, Matt.....      | 2009-10           | Coleman, Joe.....      | 1942,<br>46-51, 53 | Daley, Bud.....        | 1958-61               | Doyle, Carl.....            | 1935-36        |
| Carter, Chris.....     | 2010-12           | Coleman, Joe.....      | 1977-78            | Daley, Pete.....       | 1960                  | Dozier, Tom.....            | 1986           |
|                        |                   |                        |                    |                        |                       | Drabowsky, Moe.....         | 1962-65        |

Drake, Larry ..... 1945  
 Dressendorfer, Kirk ..... 1991  
 Drew, Stephen ..... 2012  
 Driscoll, Jim ..... 1970  
 Driscoll, Michael ..... 1916  
 Drumright, Keith ..... 1981  
 Duchscherer, Justin... 2003-08,  
 10  
 Duckworth, Jim ..... 1966  
 Dugan, Joe ..... 1917-21  
 Duggleby, Bill ..... 1902  
 Duliba, Bob ..... 1967  
 Dull, Ryan ..... 2015-19  
 Duncan, Dave ..... 1964, 67-72  
 Duncan, Taylor ..... 1978  
 Dunn, Adam ..... 2014  
 Dunning, Steve ..... 1977  
 Durazo, Erubiel ..... 2003-05  
 Duren, Ryne ..... 1957  
 Durham, Ray ..... 2002  
 Duser, Carl ..... 1956, 58  
 Dye, Jermaine ..... 2001-04  
 Dygert, Jimmy ..... 1905-10  
 Dykes, Jimmie ..... 1918-32

## E

Earnshaw, George ..... 1928-33  
 Easterling, Paul ..... 1938  
 Eaves, Vallie ..... 1935  
 Eccles, Harry ..... 1915  
 Eckersley, Dennis ..... 1987-95  
 Eckert, Charlie ..... 1919-20, 22  
 Eddy, Chris ..... 1995  
 Edgerton, Bill ..... 1966-67  
 Edwards, Doc ..... 1963-65  
 Edwards, Mike ..... 1978-80  
 Edwards, Mike ..... 2003  
 Edwards, Ralph ..... 1915  
 Egan, Ben ..... 1908, 12  
 Ehmke, Howard ..... 1926-30  
 Eibner, Brett ..... 2016  
 Elliott, Randy ..... 1980  
 Ellis, Dock ..... 1977  
 Ellis, Mark ..... 2002-03, 05-11  
 Ely, Bones ..... 1901  
 Embree, Alan ..... 2007-08  
 Emerson, Chester ..... 1911-12  
 Engle, Charlie ..... 1925-26  
 Epps, Hal ..... 1944  
 Epstein, Mike ..... 1971-72  
 Eschen, Larry ..... 1942  
 Esposito, Sammy ..... 1963  
 Essegian, Chuck ..... 1961, 63  
 Essian, Jim ..... 1978-80, 84  
 Estalella, Bobby ... 1943-45, 49  
 Estrada, Marco ..... 2019  
 Etherneth, Seth ..... 2005  
 Etten, Nick ..... 1938-39  
 Eveland, Dana ..... 2008-09  
 Everidge, Tommy ..... 2009  
 Ewaldt, Art ..... 1919

## F

Fagan, Everett ..... 1943, 46  
 Fahey, Frank ..... 1918  
 Fahey, Howard ..... 1912  
 Fain, Ferris ..... 1947-52

Fairbank, Jim ..... 1903-04  
 Fairly, Ron ..... 1976  
 Falkenberg, Cy ..... 1917  
 Familia, Jeurys ..... 2018  
 Fanovich, Frank ..... 1953  
 Farmer, Ed ..... 1983  
 Fasano, Sal ..... 2000-01  
 Fazio, Ernie ..... 1966  
 Fermin, Ramon ..... 1995  
 Fernandez, Frank ..... 1970-71  
 Ferrazzi, Bill ..... 1935  
 Ferrick, Tom ..... 1941  
 Fetzter, Willy ..... 1906  
 Fiers, Mike ..... 2018-20  
 Figueroa, Ed ..... 1981  
 Figueroa, Pedro ..... 2012-13  
 Fikac, Jeremy ..... 2003  
 Files, Eddie ..... 1908  
 Fillingim, Dana ..... 1915  
 Fingers, Rollie ..... 1968-76  
 Finigan, Jim ..... 1954-56  
 Fink, Herman ..... 1935-37  
 Finney, Lou ..... 1931, 33-39  
 Fiorentino, Jeff ..... 2008  
 Fischer, Bill ..... 1961-63  
 Flater, Jack ..... 1908  
 Fletcher, Paul ..... 1996  
 Flick, Elmer ..... 1902  
 Flick, Lew ..... 1943-44  
 Flohr, Mort ..... 1934  
 Flores, Jesse ..... 1943-47  
 Flores, Jose ..... 2002  
 Flores, Ron ..... 2005-07  
 Flythe, Stu ..... 1936  
 Foiles, Hank ..... 1960  
 Font, Wilmer ..... 2018  
 Fosse, Ray ..... 1973-75  
 Foulke, Keith ..... 2003, 08  
 Fowler, Dick ..... 1941-42, 45-52  
 Fowler, Dustin ..... 2018  
 Fox, Eric ..... 1992-94  
 Fox, Jack ..... 1908  
 Fox, Jake ..... 2010  
 Fox, Nellie ..... 1947-49  
 Foxx, Jimmie ..... 1925-35  
 Francis, Jeff ..... 2014  
 Francona, Tito ..... 1969-70  
 Franks, Herman ..... 1947-48  
 Fraser, Chick ..... 1901  
 Freeman, Harvey ..... 1921  
 Freeman, Mark ..... 1959  
 Freiman, Nate ..... 2013-14  
 Freitas, Tony ..... 1932-33  
 French, Pat ..... 1917  
 French, Walter ..... 1923, 25-29  
 Fricano, Marion ..... 1952-55  
 Fritz, Charlie ..... 1907  
 Fritz, Harry ..... 1913  
 Fuentes, Brian ..... 2011-12  
 Fuentes, Tito ..... 1978  
 Fuhrman, Ollie ..... 1922  
 Fuld, Sam ..... 2014-15  
 Fulghum, Dot ..... 1921  
 Fultz, Dave ..... 1901-02  
 Furmaniak, J.J. .... 2007  
 Fyhrle, Mike ..... 2001-02

## G

Galan, Augie ..... 1949  
 Gallagher, Sean ..... 2008-09  
 Gallego, Mike ..... 1985-91, 95  
 Galloway, Chick ..... 1919-27  
 Ganley, Bob ..... 1909  
 Gant, Ron ..... 2001, 03  
 Gartenbein, Joe ..... 1939-40  
 Garbark, Bob ..... 1944  
 Garciparra, Nomar ..... 2009  
 Gardner, Larry ..... 1918  
 Gardner, Rob ..... 1971, 73  
 Garneau, Dustin ..... 2017, 19  
 Garner, Phil ..... 1973-76  
 Garrett, Adrian ..... 1971-72  
 Garrison, Ford ..... 1944-46  
 Garrison, Webster ..... 1996  
 Garver, Ned ..... 1957-60  
 Gassaway, Charlie ..... 1945  
 Gates, Brent ..... 1993-96  
 Gaudin, Chad ..... 2006-08, 10  
 Gautreau, Doc ..... 1925  
 Gearrin, Cory ..... 2018  
 Geary, Bob ..... 1918-19  
 Geier, Phil ..... 1901  
 Gentile, Jim ..... 1964-65  
 Gentry, Craig ..... 2014-15  
 George, Alex ..... 1955  
 George, Greek ..... 1945  
 Gerkin, Steve ..... 1945  
 German, Esteban ..... 2002-04  
 Giambi, Jason ..... 1995-01, 09  
 Giambi, Jeremy ..... 2000-02  
 Gibson, Charlie ..... 1924  
 Giebel, Joe ..... 1913  
 Giel, Paul ..... 1961  
 Giese, Dan ..... 2009  
 Giggie, Bob ..... 1960, 62  
 Ginsberg, Joe ..... 1956  
 Ginter, Keith ..... 2005  
 Giordano, Tommy ..... 1953  
 Giusti, Dave ..... 1977  
 Glass, Tom ..... 1925  
 Glynn, Ryan ..... 2005  
 Godfrey, Graham ..... 2011-12  
 Gomes, Jonny ..... 2012, 14  
 Gonzalez, Carlos ..... 2008  
 Gonzalez, Edgar ..... 2009  
 Gonzalez, Gio ..... 2008-11  
 Gonzalez, Orlando ..... 1980  
 Gooch, Lee ..... 1917  
 Goodwin, Danny ..... 1982  
 Gorman, Tom ..... 1955-59  
 Gosger, Jim ..... 1966-68  
 Gossage, Rich ..... 1992-93  
 Gossett, Daniel ..... 2017-18  
 Grabarkewitz, Billy ..... 1975  
 Grabowski, Jason ..... 2002-03  
 Graff, Milt ..... 1957-58  
 Grant, Mudcat ..... 1970-71  
 Graveman, Kendall ..... 2015-18  
 Gray, Dolly ..... 1924-27  
 Gray, Jeff ..... 2008-09  
 Gray, Johnny ..... 1954-55  
 Gray, Sonny ..... 2013-17  
 Green, Dick ..... 1963-74  
 Green, Grant ..... 2013

Green, Joe ..... 1924  
 Gregerson, Luke ..... 2014  
 Gregg, Vean ..... 1918  
 Grevell, Bill ..... 1919  
 Grieve, Ben ..... 1997-00  
 Griffith, Lee ..... 1946  
 Griffin, A.J. .... 2012-13  
 Griffin, Alfredo ..... 1985-87  
 Griffin, Ivy ..... 1919-21  
 Griffin, Pug ..... 1917  
 Grilli, Guido ..... 1966  
 Grim, Bob ..... 1958-59, 62  
 Grimes, Oscar ..... 1946  
 Grimm, Charlie ..... 1916  
 Groh, Lew ..... 1919  
 Groom, Buddy ..... 1996-99  
 Gross, Gabe ..... 2010  
 Gross, Wayne ..... 1976-83, 86  
 Grossman, Robbie ..... 2019-20  
 Groth, Johnny ..... 1956-57  
 Grove, Lefty ..... 1925-33  
 Grover, Roy ..... 1916-17, 19  
 Grunwald, Al ..... 1959  
 Grzenda, Joe ..... 1964, 66  
 Guerra, Mike ..... 1947-50  
 Guerrero, Mario ..... 1978-80  
 Guillen, Jose ..... 2003  
 Guintini, Ben ..... 1950  
 Gumpert, Randy ..... 1936-38  
 Guthrie, Mark ..... 2001  
 Guzman, Johnny ..... 1991-92

## H

Haas, Bruno ..... 1915  
 Haas, Moose ..... 1986-87  
 Haas, Mule ..... 1928-32, 38  
 Hadley, Bump ..... 1941  
 Hadley, Kent ..... 1958-59  
 Haeffner, Bill ..... 1915  
 Hahn, Jesse ..... 2015-17  
 Hairston, Scott ..... 2009  
 Halama, John ..... 2003  
 Hale, Sammy ..... 1923-29  
 Haley, Ray ..... 1916-17  
 Hall, Dick ..... 1960  
 Hall, Irv ..... 1943-46  
 Halsey, Brad ..... 2006  
 Hamilton, Dave ..... 1972-75,  
 79-80  
 Hamilton, Tom ..... 1952-53  
 Hamlin, Ken ..... 1960  
 Hamlin, Luke ..... 1944  
 Hammel, Jason ..... 2014  
 Hammond, Chris ..... 2004  
 Hamner, Granny ..... 1962  
 Hancken, Buddy ..... 1940  
 Hancock, Garry ..... 1983-84  
 Handley, Gene ..... 1946-47  
 Handrahan, Vern ..... 1964, 66  
 Haney, Larry ... 1969-70, 72-76  
 Hankins, Jay ..... 1961, 63  
 Hanna, Preston ..... 1982  
 Hannahan, Jack ..... 2007-09  
 Hannifin, Jack ..... 1906  
 Harang, Aaron ..... 2002-03  
 Harden, Rich ..... 2003-08, 11  
 Haren, Dan ..... 2005-07

|                           |                          |                          |                       |                          |                       |                            |                 |
|---------------------------|--------------------------|--------------------------|-----------------------|--------------------------|-----------------------|----------------------------|-----------------|
| Harikkala, Tim.....       | 2005                     | Higgins, Pinky.....      | 1930, 33-36           | Jackson, Joe.....        | 1908-09               | Kaprielian, James.....     | 2020            |
| Harkey, Mike.....         | 1995                     | High, Charlie.....       | 1919-20               | Jackson, Reggie.....     | 1967-75, 87           | Karros, Eric.....          | 2004            |
| Harper, Brian.....        | 1987, 95                 | Hiljus, Erik.....        | 2001-02               | Jacobs, Spook.....       | 1954-56               | Karsay, Steve.....         | 1993-94, 97, 06 |
| Harper, Jack.....         | 1915                     | Hill, Dave.....          | 1957                  | Jacobson, Baby Doll..... | 1927                  | Kazmir, Scott.....         | 2014-15         |
| Harper, Tommy.....        | 1975                     | Hill, Donnie.....        | 1983-86               | Jacoby, Brook.....       | 1991                  | Kearney, Bob.....          | 1981-83         |
| Harrell, Slim.....        | 1912                     | Hill, Jesse.....         | 1937                  | Jaha, John.....          | 1999-01               | Kearns, Teddy.....         | 1920            |
| Harrelson, Ken.....       | 1963-67                  | Hill, Red.....           | 1917                  | James, Justin.....       | 2010                  | Keefe, Dave.....           | 1917, 19-21     |
| Harrington, Bill.....     | 1953, 55-56              | Hill, Rich.....          | 2016                  | Jamieson, Charlie.....   | 1917-18               | Keegan, Ed.....            | 1961            |
| Harris, Bob.....          | 1942                     | Hillegas, Shawn.....     | 1992-93               | Jarvis, Kevin.....       | 1999                  | Keen, Vic.....             | 1918            |
| Harris, Bubba.....        | 1948-49, 51              | Hilly, Ed.....           | 1903                  | Jaso, John.....          | 2013-14               | Keesey, Jim.....           | 1925, 30        |
| Harris, Lum.....          | 1941-44, 46              | Hinch, A.J.....          | 1998-00               | Javier, Stan.....        | 1986-90, 94-95        | Keisler, Randy.....        | 2006            |
| Harris, Reggie.....       | 1990-91                  | Hitchcock, Billy.....    | 1950-52               | Jefferies, Daulton.....  | 2020                  | Kell, George.....          | 1943-46         |
| Harris, Spencer.....      | 1930                     | Hoffman, Danny.....      | 1903-06               | Jenkins, Tom.....        | 1926                  | Kell, Skeeter.....         | 1952            |
| Harriss, Tom.....         | 1965                     | Hogan, Willie.....       | 1911                  | Jennings, Doug.....      | 1988-91               | Kellett, Al.....           | 1923            |
| Harriss, Slim.....        | 1920-26                  | Holborow, Wally.....     | 1948                  | Jennings, Robin.....     | 2001                  | Kelley, Harry.....         | 1936-38         |
| Hartsel, Topsy.....       | 1902-11                  | Holliday, Matt.....      | 2009                  | Jensen, Willie.....      | 1914                  | Kelley, Shawn.....         | 2018            |
| Harville, Chad.....       | 1999, 01,<br>03-04       | Holmes, Chick.....       | 1918                  | Jimenez, D'Angelo.....   | 2006                  | Kellner, Alex.....         | 1948-58         |
| Hassey, Ron.....          | 1988-90                  | Holmes, Jim.....         | 1906                  | Jimenez, Manny.....      | 1962-64,<br>66        | Kellner, Walt.....         | 1952-53         |
| Hassler, Joe.....         | 1928-29                  | Holt, Jim.....           | 1974-76               | Jimenez, Miguel.....     | 1993-94               | Kellogg, Al.....           | 1908            |
| Hasson, Gene.....         | 1937-38                  | Holt, Red.....           | 1925                  | John, Tommy.....         | 1985                  | Kelly, Bill.....           | 1920            |
| Hasty, Bob.....           | 1919-24                  | Holtz, Mike.....         | 2002                  | Johns, Doug.....         | 1995-96               | Kelly, Ren.....            | 1923            |
| Hatcher, Chris.....       | 2017-18                  | Holtzman, Ken.....       | 1972-75               | Johnson, Bill.....       | 1916-17               | Kemp, Tony.....            | 2020            |
| Hatteberg, Scott.....     | 2002-05                  | Holzemer, Mark.....      | 1998                  | Johnson, Bob.....        | 1933-42               | Kendall, Jason.....        | 2005-07         |
| Haught, Gary.....         | 1997                     | Honeycutt, Rick.....     | 1987-93, 95           | Johnson, Bob.....        | 1960, 69-70           | Kenna, Ed.....             | 1902            |
| Hauser, Joe.....          | 1922-24, 26, 28          | Hooks, Alex.....         | 1935                  | Johnson, Cliff.....      | 1981-82               | Kennedy, Adam.....         | 2009            |
| Hausmann, Clem.....       | 1949                     | Hooper, Bob.....         | 1950-52               | Johnson, Dan.....        | 2005-08               | Kennedy, Joe.....          | 2005-07         |
| Hawkins, Andy.....        | 1991                     | Hooten, Leon.....        | 1974                  | Johnson, Dane.....       | 1997                  | Keough, Joe.....           | 1968            |
| Hayden, Jack.....         | 1901                     | Hope, Sam.....           | 1907                  | Johnson, Deron.....      | 1961-62,<br>73-74     | Keough, Matt.....          | 1977-83         |
| Hayes, Frankie.....       | 1933-34,<br>36-42, 44-45 | Hopkins, Don.....        | 1975-76               | Johnson, Hank.....       | 1936                  | Keriazakos, Gus.....       | 1955            |
| Haynes, Jimmy.....        | 1997-99                  | Horlen, Joe.....         | 1972                  | Johnson, Hank.....       | 1936                  | Kern, Bill.....            | 1962            |
| Healy, Ryon.....          | 2016-17                  | Horsman, Vince.....      | 1992-94               | Johnson, Jim.....        | 2014                  | Ketchum, Fred.....         | 1901            |
| Healy, Thomas.....        | 1915-16                  | Horton, Willie.....      | 1978                  | Johnson, Jim.....        | 2014                  | Ketchum, Gus.....          | 1922            |
| Heath, Mike.....          | 1979-85                  | Hosley, Tim.....         | 1973-74,<br>76-78, 81 | Johnson, Jing.....       | 1916-17,<br>19, 27-28 | Kiefer, Steve.....         | 1984-85         |
| Heaverlo, Dave.....       | 1978-79, 81              | Host, Gene.....          | 1957                  | Johnson, John Henry..... | 1978-79               | Kiehefer, Dean.....        | 2018            |
| Heffner, Don.....         | 1943                     | Houck, Byron.....        | 1912-14               | Johnson, Ken.....        | 1958-61               | Kielty, Bobby.....         | 2004-07         |
| Hegan, Mike.....          | 1971-73                  | House, Frank.....        | 1958-59               | Johnson, Mark.....       | 2003                  | Kiely, Leo.....            | 1960            |
| Heim, Jonah.....          | 2020                     | Houser, Ben.....         | 1910                  | Johnson, Paul.....       | 1920-21               | Kilby, Brad.....           | 2009-10         |
| Heimach, Fred.....        | 1920-26                  | Hovley, Steve.....       | 1970-71               | Johnson, Paul.....       | 1920-21               | Kilkenny, Mike.....        | 1972-72         |
| Heim Mueller, Gorman..... | 1983-84                  | Howard, Steve.....       | 1990                  | Johnson, Rankin.....     | 1941                  | Killeen, Evans.....        | 1959            |
| Heitmuller, Heinie.....   | 1909-10                  | Howell, Jay.....         | 1985-87               | Johnson, Roy.....        | 1918                  | King, Lee.....             | 1916            |
| Held, Woodie.....         | 1957-58                  | Howitt, Dann.....        | 1989-92               | Johnson, Stan.....       | 1961                  | Kingery, Mike.....         | 1992            |
| Helfand, Eric.....        | 1993-95                  | Howler, Dick.....        | 1961-63               | Johnson, Walt.....       | 1917                  | Kingman, Brian.....        | 1979-82         |
| Hemond, Scott.....        | 1989-94                  | Hoyle, Tex.....          | 1952                  | Johnston, Doc.....       | 1922                  | Kingman, Dave.....         | 1984-86         |
| Henderson, Dave.....      | 1988-93                  | Hoyt, Waite.....         | 1931                  | Johnstone, Jay.....      | 1973                  | Kinney, Dennis.....        | 1982            |
| Henderson, Rickey.....    | 1979-84,<br>89-95, 98    | Hubbard, Glenn.....      | 1988-89               | Johnstone, John.....     | 1997                  | Kinney, Walt.....          | 1919-20, 23     |
| Henderson, Steve.....     | 1985-87                  | Huckleberry, Earl.....   | 1935                  | Jones, Doug.....         | 1999-00               | Kircher, Mike.....         | 1919            |
| Hendrick, George.....     | 1971-72                  | Hudgens, Dave.....       | 1983-83               | Jones, Gordon.....       | 1962                  | Kirk, Bill.....            | 1961            |
| Hendriks, Liam.....       | 2016-20                  | Hudson, Tim.....         | 1999-04               | Jones, Jeff.....         | 1980-84               | Kirk, Tom.....             | 1947            |
| Henley, Weldon.....       | 1903-05                  | Hughes, Luke.....        | 2012                  | Jones, John.....         | 1923, 32              | Kish, Ernie.....           | 1945            |
| Herbert, Ray.....         | 1955, 58-61              | Hulvey, Hank.....        | 1923                  | Jones, Marcus.....       | 2000                  | Klein, Lou.....            | 1951            |
| Heredia, Gil.....         | 1998-01                  | Hundley, Nick.....       | 2019                  | Joost, Eddie.....        | 1947-54               | Kliemann, Ed.....          | 1950            |
| Hermida, Jeremy.....      | 2010                     | Hunter, Billy.....       | 1957-58               | Jorgensen, Mike.....     | 1977                  | Klimchuck, Lou.....        | 1958-61         |
| Hernandez, Fernando.....  | 2008                     | Hunter, Catfish.....     | 1965-74               | Jose, Felix.....         | 1988-90               | Klimkowski, Ron.....       | 1971            |
| Hernandez, Ramon.....     | 1999-03                  | Husta, Carl.....         | 1925                  | Joseph, Corban.....      | 2019                  | Kline, Bob.....            | 1934            |
| Herrera, Jose.....        | 1995-96                  | Husting, Bert.....       | 1902                  | Joseph, Rick.....        | 1964                  | Klink, Joe.....            | 1990-91         |
| Herriage, Troy.....       | 1956                     | Huston, Warren.....      | 1937                  | Joyce, Bob.....          | 1939                  | Klutts, Mickey.....        | 1979-82         |
| Herrmann, Chris.....      | 2019                     | <b>I</b>                 |                       | Joyce, Dick.....         | 1965                  | Knerr, Lou.....            | 1945-46         |
| Hershberger, Mike.....    | 1965-69                  | Inge, Brandon.....       | 2012                  | Joyce, Matt.....         | 2017-18               | Knickerbocker, Austin..... | 1947            |
| Herzog, Whitey.....       | 1958-60                  | Irvinghausen, Jason..... | 1999-01               | Jurak, Ed.....           | 1988                  | Knickerbocker, Bill.....   | 1942            |
| Hesselbacher, George..... | 1916                     | Iwamura, Aki.....        | 2010                  | Justice, David.....      | 2002                  | Knight, John.....          | 1905-07         |
| Heusser, Ed.....          | 1940                     | <b>J</b>                 |                       | <b>K</b>                 |                       | Knott, Jack.....           | 1941-42, 46     |
| Heving, Johnnie.....      | 1931-32                  | Jablonski, Ray.....      | 1959-60               | Ka'aihue, Kila.....      | 2012                  | Knowles, Darold.....       | 1971-74         |
| Hickman, Jesse.....       | 1965-66                  | Jackson, Conor.....      | 2010-11               | Kaiser, Jeff.....        | 1985                  | Knowlson, Tom.....         | 1915            |
| Hicks, Brandon.....       | 2012                     | Jackson, Edwin.....      | 2018                  | Kalahan, John.....       | 1903                  | Knowlton, Bill.....        | 1920            |
|                           |                          |                          |                       | Kalfass, Bill.....       | 1937                  | Koch, Billy.....           | 2002            |
|                           |                          |                          |                       |                          |                       | Kolloway, Don.....         | 1953            |
|                           |                          |                          |                       |                          |                       | Komine, Shane.....         | 2006-07         |

|                          |                |                        |                |                         |                       |                         |             |
|--------------------------|----------------|------------------------|----------------|-------------------------|-----------------------|-------------------------|-------------|
| Komminsk, Brad.....      | 1991           | LeBourveau, Bevo ..... | 1929           | Mackenzie, Gordon ..... | 1961                  | McConnell, Sam .....    | 1915        |
| Konopka, Bruce .....     | 1942-43, 46    | Lehner, Paul .....     | 1950-51        | Mackiewicz, Felix.....  | 1941-43               | McCosky, Barney .....   | 1946-48,    |
| Koonce, Graham .....     | 2003           | Lehr, Justin .....     | 2004           | Mackinson, John .....   | 1953                  | 50-51                   |             |
| Kopf, Larry .....        | 1914-15        | Leiper, Dave .....     | 1984, 86-87,   | Madjeski, Ed .....      | 1932-34               | McCovey, Willie .....   | 1976        |
| Kopp, Merlin .....       | 1918-19        | 94-95                  |                | Madson, Ryan .....      | 2016-17               | McCoy, Benny .....      | 1940-41     |
| Kotsay, Mark .....       | 2004-07        | Leitner, Dummy.....    | 1901           | Magadan, Dave .....     | 1997-98               | McCrabb, Les .....      | 1939-42, 50 |
| Kottaras, George.....    | 2012           | LeMaster, Johnnie..... | 1987           | Maggert, Harl .....     | 1912                  | McCue, Frank .....      | 1922        |
| Kouzmanoff, Kevin .....  | 2010-11        | Lennon, Patrick.....   | 1997           | Magnante, Mike .....    | 2000-02               | McDermott, Mickey ..... | 1957,       |
| Krause, Harry .....      | 1908-12        | Lennox, Ed .....       | 1906           | Magnuson, Trystan ..... | 2011                  | 61                      |             |
| Krausse, Lew .....       | 1931-32        | Leon, Arnold .....     | 2015           | Mahaffey, Roy .....     | 1930-35               | McDevitt, Danny.....    | 1962        |
| Krausse, Lew .....       | 1961, 64-69    | Leonard, Elmer .....   | 1911           | Mahay, Ron .....        | 1999-00               | McDonald, Hank.....     | 1931, 33    |
| Kravitz, Danny .....     | 1960           | Leovich, John .....    | 1941           | Mahon, Al .....         | 1930                  | McDonald, Jason.....    | 1997-99     |
| Kreivich, Mike .....     | 1942           | Leshner, Brian .....   | 1996-98        | Mailho, Emil .....      | 1936                  | McElwee, Tee .....      | 1916        |
| Kretlow, Lou .....       | 1956           | Lester, Jon .....      | 2014           | Mains, Jim .....        | 1943                  | McFarland, J.J. ....    | 2020        |
| Krueger, Bill .....      | 1983-87        | Lewis, Allan .....     | 1967-70, 72-73 | Majeski, Hank .....     | 1946-49,              | McGee, Willie .....     | 1990        |
| Kryhoski, Dick .....     | 1955           | Lewis, Colby .....     | 2007           | 51-52                   | McGeehan, Conny ..... | 1903                    |             |
| Kubiak, Ted .....        | 1967-69, 72-75 | Lewis, Darren .....    | 1990           | Mallonee, Ben .....     | 1921                  | McGhee, Bill .....      | 1944-45     |
| Kubinski, Tim .....      | 1997, 99       | Lewis, Richie.....     | 1997           | Mallory, Sheldon .....  | 1977                  | McGhee, Ed .....        | 1953-54     |
| Kucab, Johnny .....      | 1950-52        | Lidle, Cory .....      | 2001-02        | Malone, Lew.....        | 1915-16               | McGillen, John .....    | 1944        |
| Kucks, Johnny .....      | 1959-60        | Lieber, Dutch .....    | 1935-36        | Manaea, Sean .....      | 2016-20               | McGowan, Beauty .....   | 1922-23     |
| Kuczynski, Bert .....    | 1943           | Liebhardt, Glenn ..... | 1930           | Mangual, Angel.....     | 1971-76               | McGwire, Mark .....     | 1986-97     |
| Kull, John .....         | 1909           | Lillard, Bill .....    | 1939-40        | Manrique, Fred.....     | 1991                  | McInnis, Stuffy .....   | 1909-17     |
| Kume, Mike .....         | 1955           | Lilly, Ted .....       | 2002-03        | Manush, Frank.....      | 1908                  | McIntyre, Matty .....   | 1901        |
| Kunkel, Bill .....       | 1961-62        | Limmer, Lou .....      | 1951, 54       | Marchildon, Phil .....  | 1940-42,              | McKay, Cody .....       | 2002        |
| Kutyna, Marty.....       | 1959-60        | Lindblad, Paul .....   | 1965-71,       | 45-49                   | McKay, Dave .....     | 1980-82                 |             |
|                          |                | 73-76                  |                | Marcum, Johnny .....    | 1933-35               | McKeithan, Tim .....    | 1932-34     |
| <b>L</b>                 |                | Lindblom, Josh .....   | 2014           | Maris, Roger .....      | 1958-59               | McKinney, Bob.....      | 1901        |
| Laabs, Chet .....        | 1947           | Lindemann, Bob .....   | 1901           | Markland, Gene .....    | 1950                  | McKinney, Rich .....    | 1973-75, 77 |
| Lacey, Bob .....         | 1977-80        | Lindstrom, Axel .....  | 1916           | Marquez, Gonzalo .....  | 1972-73               | McLain, Denny .....     | 1972        |
| Lachemann, Marcel .....  | 1969-71        | Lintz, Larry .....     | 1976-77        | Marshall, Jay .....     | 2007, 09              | McLaughlin, Bo .....    | 1981-82     |
| Lachemann, Rene .....    | 1965-66,       | Lisenbee, Hod .....    | 1936           | Martin, Billy .....     | 1957                  | McLaughlin, Pat .....   | 1940        |
| 68                       |                | Littrell, Jack.....    | 1952, 54-55    | Martin, Cody .....      | 2015                  | McLemore, Mark .....    | 2004        |
| Ladendorf, Tyler.....    | 2015-16        | Livingston, Paddy..... | 1909-11        | Martin, Doc .....       | 1908, 11-12           | McMahan, Jack .....     | 1956        |
| Lagger, Ed .....         | 1934           | Loaiza, Esteban.....   | 2006-07        | Martin, Morrie .....    | 1951-54               | McManus, Jim .....      | 1960        |
| Lajoie, Nap.....         | 1901-02, 15-16 | Lochhead, Harry.....   | 1901           | Martin, Pat .....       | 1919-20               | McMichael, Greg.....    | 1999        |
| Lamar, Bill .....        | 1924-27        | Locker, Bob .....      | 1970-72        | Martinez, Hector.....   | 1962-63               | McMillon, Billy.....    | 2001, 03-04 |
| Lambo, Andrew .....      | 2016           | Lockwood, Skip .....   | 1965           | Martinez, Marty .....   | 1972                  | McMullen, Ken .....     | 1976        |
| LaMarre, Ryan.....       | 2017           | Loggiani, Dario .....  | 1938-40        | Martinez, Ted .....     | 1975                  | McNair, Eric .....      | 1929-35, 42 |
| Lamb, Jake .....         | 2020           | Long, Lep .....        | 1911           | Martini, Nick .....     | 2018-19               | McNamara, Bob .....     | 1939        |
| Lamp, Dennis .....       | 1987           | Long, Terrence .....   | 2000-03        | Martini, Wedo .....     | 1935                  | McNealy, Rusty .....    | 1983        |
| Landis, Bill .....       | 1963           | Loos, Pete .....       | 1901           | Martyn, Bob .....       | 1957-59               | McNulty, Bill .....     | 1969, 72    |
| Landis, Jim .....        | 1965           | Lopes, Davey .....     | 1982-84        | Mashore, Damon .....    | 1996-97               | McPherson, John.....    | 1901        |
| Langerhans, Ryan .....   | 2007           | Lopez, Hector .....    | 1955-59        | Masters, Walt .....     | 1939                  | McQuain, Jerry .....    | 1934        |
| Langford, Rick .....     | 1977-86        | Lord, Bris .....       | 1905-07, 10-12 | Matarazzo, Len .....    | 1952                  | McQuinn, George .....   | 1946        |
| Lanning, Red .....       | 1916           | Lorraine, Andrew ..... | 1997           | Mathes, Joe .....       | 1912                  | Mecir, Jim .....        | 2000-04     |
| Lansford, Carney.....    | 1983-92        | Lovrich, Pete .....    | 1963           | Mathews, Nelson.....    | 1964-65               | Medich, Doc .....       | 1977        |
| Lapp, Jack .....         | 1908-15        | Lovullo, Torey .....   | 1996           | Mathews, T.J. ....      | 1997-01               | Meehan, Bill .....      | 1915        |
| Larish, Jeff .....       | 2010           | Lowrie, Jed .....      | 2013-14, 16-18 | Matos, Francisco .....  | 1994                  | Meeker, Roy .....       | 1923-24     |
| Larkin, Ed .....         | 1909           | Lowry, Sam .....       | 1942-43        | Matsui, Hideki .....    | 2011                  | Melhuse, Adam .....     | 2003-07     |
| Larsen, Don .....        | 1960-61        | Luby, Hal .....        | 1936           | Matthews, Wid .....     | 1923                  | Melillo, Kevin .....    | 2007        |
| LaRoche, Andy .....      | 2011           | Lucas, Josh .....      | 2018           | Mattox, Cloy .....      | 1929                  | Mellana, Joe .....      | 1927        |
| LaRussa, Tony .....      | 1963, 68-71    | Lucroy, Jonathan ..... | 2018           | Matuzak, Harry .....    | 1934, 36              | Meloan, John .....      | 2009        |
| Lasorda, Tommy .....     | 1956           | Ludwick, Eric .....    | 1997           | Mauro, Carmen .....     | 1953                  | Melton, Dave .....      | 1956, 58    |
| LaStella, Tommy.....     | 2020           | Lugo, Ruddy .....      | 2007           | Maxvill, Dal .....      | 1972-75               | Menecchino, Frank ..... | 1999-04     |
| Lau, Charlie .....       | 1963-64        | Lumpe, Jerry .....     | 1959-63        | Maxwell, Bert .....     | 1908                  | Mengden, Daniel .....   | 2016-20     |
| Lauder, Billy .....      | 1901           | Luzardo, Jesús .....   | 2019-20        | Maxwell, Bruce .....    | 2016-18               | Mercado, Orlando .....  | 1988        |
| Laureano, Ramón.....     | 2018-20        | Lydy, Scott .....      | 1993           | Mayne, Brent .....      | 1997                  | Mercedes, Henry.....    | 1992-93     |
| Lauzerique, George ..... | 1967-69        | Lysander, Rick.....    | 1980           | Mayo, Eddie.....        | 1943                  | Metro, Charlie.....     | 1944-45     |
| Lavan, Doc .....         | 1913           |                        |                | Mazzaro, Vin .....      | 2009-10               | Metzler, Alex .....     | 1926        |
| Lavernway, Ryan.....     | 2017           | <b>M</b>               |                | McAvoy, Wickey.....     | 1913-15,              | Meyer, Billy .....      | 1916-17     |
| Lavelle, Gary .....      | 1987           | Maas, Duke.....        | 1958           | 17-19                   | Meyer, Bob .....      | 1964                    |             |
| Law, Vance .....         | 1991           | Mabry, John .....      | 2002           | McBride, Matt .....     | 2016                  | Meyer, Dan .....        | 1982-85     |
| Lawrie, Brett .....      | 2015           | Macfarlane, Mike.....  | 1998-99        | McCahan, Bill .....     | 1946-49               | Meyer, Dan .....        | 2007-08     |
| Lawry, Otis .....        | 1916-17        | Machin, Vimal .....    | 2020           | McCann, Emmett.....     | 1920-21               | Meyer, Russ .....       | 1959        |
| Laxton, Brett .....      | 1999           | Mack, Earle .....      | 1910-11, 14    | McCarthy, Brandon ..... | 2011-12               | Meyer, Scott .....      | 1978        |
| Leahy, Tom .....         | 1901           | Mack, Shane .....      | 1998           | McCarty, David .....    | 2003                  | Michaels, Cass .....    | 1952-53     |
| Leary, Fred .....        | 1915           | Mackenzie, Eric.....   | 1955           | McCatty, Steve.....     | 1977-85               | Miles, Carl .....       | 1940        |



Miles, Dee ..... 1939-42  
 Miller, Bing ..... 1922-26, 28-34  
 Miller, Damian ..... 2004  
 Miller, Jai ..... 2011  
 Miller, Jim ..... 2012  
 Miller, Rudy ..... 1929  
 Milligan, Billy ..... 1901  
 Mills, Bill ..... 1944  
 Mills, Brad ..... 2014-15  
 Milone, Tommy ..... 2012-14  
 Mincher, Don ..... 1970-72  
 Miner, Ray ..... 1921  
 Minetto, Craig ..... 1978-81  
 Minor, Mike ..... 2020  
 Mitchell, Craig ..... 1975-77  
 Mitchell, Fred ..... 1902  
 Mitchell, Kevin ..... 1998  
 Mitchell, Paul ..... 1976-77  
 Mitterling, Ralph ..... 1916  
 Mohler, Mike ..... 1993-98  
 Molina, Izzy ..... 1996-98  
 Moll, Sam ..... 2017  
 Monahan, Rinty ..... 1953  
 Monday, Rick ..... 1966-71  
 Montas, Frankie ..... 2017-20  
 Monteagudo, Aurelio ..... 1963-66  
 Montgomery, Steve ..... 1996-97  
 Montz, Luke ..... 2013  
 Mooneyham, Bill ..... 1986  
 Moore, Ferdie ..... 1914  
 Moore, Jimmy ..... 1930-31  
 Moore, Kelvin ..... 1981-83  
 Moore, Kerwin ..... 1996  
 Moore, Mike ..... 1989-92  
 Moore, Roy ..... 1920-22  
 Morales, Jose ..... 1973  
 Morales, Kendrys ..... 2019  
 Moran, Herbie ..... 1908  
 Morey, Dave ..... 1913  
 Morgan, Cy ..... 1909-12  
 Morgan, Joe ..... 1959  
 Morgan, Joe ..... 1984  
 Morgan, Mike ..... 1978-79  
 Morgan, Tom ..... 1957  
 Morris, Doyt ..... 1937  
 Morrisette, Bill ..... 1915-16  
 Morse, Bud ..... 1929  
 Mortensen, Clayton ..... 2009-10  
 Moscoso, Guillermo ..... 2011  
 Moses, Wally ..... 1935-41, 49-51  
 Moss, Brandon ..... 2012-14  
 Moss, Charlie ..... 1934-36  
 Mossi, Don ..... 1965  
 Mujica, Edward ..... 2015  
 Mulder, Mark ..... 2000-04  
 Mullin, Jim ..... 1904  
 Munch, Jake ..... 1918  
 Muncy, Max ..... 2015-16  
 Munoz, Pedro ..... 1996  
 Munson, Eric ..... 2009  
 Mura, Steve ..... 1985  
 Murphy, Danny ..... 1902-13  
 Murphy, Donnie ..... 2007-08  
 Murphy, Dwayne ..... 1978-87  
 Murphy, Eddie ..... 1912-15

Murphy, Mike ..... 1916  
 Murphy, Morgan ..... 1901  
 Murphy, Sean ..... 2019-20  
 Murray, Joe ..... 1950  
 Murray, Larry ..... 1977-79  
 Murray, Ray ..... 1951-53  
 Murray, Matt ..... 2008  
 Myatt, Glenn ..... 1920-21  
 Myers, Elmer ..... 1915-18  
 Myers, Greg ..... 2001-02  
 Myers, Joseph ..... 1905

**N**

Nabors, Jack ..... 1915-17  
 Nagel, Bill ..... 1939  
 Naktanis, Pete ..... 1936  
 Nash, Jim ..... 1966-69  
 Naylor, Rollie ..... 1917, 19-24  
 Neal, Zach ..... 2016-17  
 Neel, Troy ..... 1992-94  
 Neill, Mike ..... 1998  
 Nelson, Gene ..... 1987-92  
 Nelson, Lynn ..... 1937-39  
 Nelson, Rob ..... 1986-87  
 Neshek, Pat ..... 2012-13  
 Nettles, Jim ..... 1981  
 Neu, Mike ..... 2003  
 Neuse, Sheldon ..... 2019  
 Newman, Jeff ..... 1976-82  
 Newsom, Bobo ..... 1944-46, 52-53  
 Newsome, Skeeter ..... 1935-39  
 Nicholls, Simon ..... 1906-09  
 Nicholson, Bill ..... 1936  
 Niemiec, Al ..... 1936  
 Noboa, Junior ..... 1994  
 Nolin, Sean ..... 2015  
 Noonan, Pete ..... 1904  
 Norberto, Jordan ..... 2011-12  
 Noren, Irv ..... 1957  
 Norman, Fred ..... 1962-63  
 Norris, Derek ..... 2012-14  
 Norris, Mike ..... 1975-83, 90  
 North, Billy ..... 1973-78  
 Nossek, Joe ..... 1966-67, 69  
 Noyes, Win ..... 1917, 19  
 Nuñez, Edwin ..... 1993-94  
 Nuñez, Renato ..... 2016-17  
 Nuxhall, Joe ..... 1961

**O**

O'Brien, Charlie ..... 1985  
 O'Donoghue, John ..... 1963-65  
 O'Flaherty, Eric ..... 2014-15  
 O'Neill, Harry ..... 1922-23  
 O'Neill, Harry ..... 1939  
 Odum, Blue Moon ..... 1964-75  
 Ogdan, Carly ..... 1922-24  
 Oglesby, Jim ..... 1936  
 Okajima, Hideki ..... 2013  
 Oldring, Rube ..... 1906-16, 18  
 Olivares, Omar ..... 1999-00  
 Olson, Matt ..... 2016-20  
 Ontiveros, Steve ..... 1985-88, 94-95  
 Oquist, Mike ..... 1997-99  
 Orf, Nate ..... 2020

Orr, Billy ..... 1913-14  
 Ortiz, Jose ..... 2000-01  
 Ortiz, Roberto ..... 1950  
 Orwoll, Ossie ..... 1928-29  
 Osinski, Dan ..... 1962  
 Osteen, Darrell ..... 1970  
 Oster, Bill ..... 1954  
 Otero, Dan ..... 2013-15  
 Otto, Dave ..... 1987-90  
 Outman, Josh ..... 2008-09, 11  
 Overton, Dillon ..... 2016  
 Owchinko, Bob ..... 1981-82  
 Owens, Jack ..... 1935  
 Ozmer, Doc ..... 1923

**P**

Pagan, Emilio ..... 2018  
 Page, Mitchell ..... 1977-83  
 Page, Sam ..... 1939  
 Paagliari, Jim ..... 1968-69  
 Paige, Satchel ..... 1965  
 Palmer, Eddie ..... 1917  
 Palmisano, Joe ..... 1931  
 Panther, Jim ..... 1971  
 Paquette, Craig ..... 1993-95  
 Parisse, Tony ..... 1943-44  
 Parker, Ace ..... 1937-38  
 Parker, Dave ..... 1988-89  
 Parker, Jarrod ..... 2012-13  
 Parmelee, Roy ..... 1939  
 Parnham, Rube ..... 1916-17  
 Parrett, Jeff ..... 1992  
 Parrino, Andy ..... 2013-15  
 Parsons, Bill ..... 1974  
 Pate, Joe ..... 1926-27  
 Patterson, Daryl ..... 1971  
 Patterson, Eric ..... 2008-10  
 Patterson, Mike ..... 1981  
 Patton, Bill ..... 1935  
 Payton, Jay ..... 2005-06  
 Peck, Hal ..... 1944-46  
 Peerson, Jack ..... 1935-36  
 Peffer, Monte ..... 1913  
 Pena, Carlos ..... 2002  
 Pena, Orlando ..... 1962-65  
 Pena, Roberto ..... 1970  
 Pennington, Cliff ..... 2008-12  
 Pennock, Herb ..... 1912-15  
 Pepper, Bob ..... 1915  
 Perez, Antonio ..... 2006  
 Perez, Marty ..... 1977-78  
 Perkins, Charlie ..... 1930  
 Perkins, Cy ..... 1915, 17-30  
 Perry, Jim ..... 1975  
 Perry, Scott ..... 1918-21  
 Peters, Rick ..... 1983, 86  
 Peters, Rusty ..... 1936-38  
 Peterson, Jim ..... 1931, 33  
 Peterson, Shane ..... 2013  
 Petit, Gregorio ..... 2008-09  
 Petit, Yusmeiro ..... 2018-2020  
 Pfister, Dan ..... 1961-64  
 Phegley, Josh ..... 2015-19  
 Phelps, Ken ..... 1989-90  
 Phillely, Dave ..... 1951-53  
 Phillips, Tony ..... 1982-89, 99  
 Phoenix, Steve ..... 1994-95

Piatt, Adam ..... 2000-03  
 Piatt, Wiley ..... 1901  
 Piazza, Mike ..... 2007  
 Picciolo, Rob ..... 1977-82, 85  
 Picinich, Val ..... 1916-17  
 Pick, Charlie ..... 1916  
 Pickering, Ollie ..... 1903-04  
 Pierce, Tony ..... 1967-68  
 Pierson, William ..... 1918-19, 24  
 Pignatano, Joe ..... 1961  
 Pilarcik, Al ..... 1956, 61  
 Pillion, Squiz ..... 1915  
 Pina, Horacio ..... 1973  
 Pinder, Chad ..... 2016-20  
 Pinnance, Ed ..... 1903  
 Pippen, Cotton ..... 1939  
 Piscotty, Stephen ..... 2018-20  
 Pisoni, Jim ..... 1956-57  
 Pitts, Gaylen ..... 1974-75  
 Pizarro, Juan ..... 1969  
 Plank, Eddie ..... 1901-14  
 Plantier, Phil ..... 1996  
 Plarski, Don ..... 1955  
 Pless, Rance ..... 1956  
 Plouffe, Trevor ..... 2017  
 Plunk, Eric ..... 1986-89  
 Polonia, Luis ..... 1987-89  
 Pomeranz, Drew ..... 2014-15  
 Poole, Jim ..... 1925-27  
 Poole, Ray ..... 1941, 47  
 Porter, Bo ..... 2000  
 Porter, Odie ..... 1902  
 Portocarrero, Arnie ..... 1954-57  
 Posada, Leo ..... 1960-62  
 Potter, Nels ..... 1938-41, 48  
 Powell, Boog ..... 2017-18  
 Powell, Landon ..... 2009-11  
 Power, Vic ..... 1954-58  
 Powers, Doc ..... 1901-09  
 Powers, Ike ..... 1927-28  
 Prescott, Bobby ..... 1961  
 Pridie, Jason ..... 2015  
 Prieto, Ariel ..... 1995-98, 00  
 Profar, Jurickson ..... 2019  
 Pruett, Jim ..... 1944-45  
 Puccinelli, George ..... 1936  
 Puk, A.J. ..... 2019  
 Punto, Nick ..... 2014  
 Purcey, David ..... 2011  
 Putnam, Danny ..... 2007

**Q**

Quinn, Jack ..... 1925-30  
 Quinn, Tad ..... 1902-03  
 Quinones, Luis ..... 1983  
 Quirk, Jamie ..... 1989-92

**R**

Raczka, Mike ..... 1992  
 Raether, Hal ..... 1954, 57  
 Raines, Tim ..... 1999  
 Rainey, Chuck ..... 1984  
 Rakow, Ed ..... 1961-63  
 Ramirez, Carlos ..... 2018  
 Ramirez, Edwar ..... 2010  
 Ramirez, Erasmo ..... 2007  
 Ramirez, Milt ..... 1979



|                          |                |                           |                |                         |                       |                        |                       |
|--------------------------|----------------|---------------------------|----------------|-------------------------|-----------------------|------------------------|-----------------------|
| Randolph, Willie.....    | 1990           | Rosenthal, Larry.....     | 1944-45        | Segui, Diego.....       | 1962-68,<br>70-72     | Smolinski, Jake.....   | 2015-18               |
| Raschi, Vic.....         | 1955           | Ross, Buck.....           | 1936-41        | Seibold, Socks.....     | 1915-17, 19           | Snelling, Chris.....   | 2007                  |
| Rath, Morrie.....        | 1909-10        | Ross, Cody.....           | 2015           | Seitzer, Kevin.....     | 1993                  | Snyder, Bernie.....    | 1935                  |
| Ratliff, Jon.....        | 2000           | Ross, Tyson.....          | 2010-12        | Semien, Marcus.....     | 2015-20               | Snyder, Brian.....     | 1989                  |
| Ray, Carl.....           | 1915-16        | Roth, Braggo.....         | 1919           | Service, Scott.....     | 2000                  | Snyder, Russ.....      | 1959-60               |
| Ready, Randy.....        | 1992           | Rothrock, Jack.....       | 1937           | Sexton, Jimmy.....      | 1981-82               | Sogard, Eric.....      | 2010-15               |
| Reames, Britt.....       | 2005           | Rouse, Mike.....          | 2006           | Seybold, Socks.....     | 1901-08               | Soria, Joakim.....     | 2019-20               |
| Recker, Anthony.....     | 2011-12        | Rowe, Harland.....        | 1916           | Shamsky, Art.....       | 1972                  | Sorensen, Lary.....    | 1984                  |
| Reddick, Josh.....       | 2012-16        | Rowland, Chuck.....       | 1923           | Shanner, Bill.....      | 1920                  | Sosa, Elias.....       | 1978                  |
| Redman, Mark.....        | 2004           | Roy, Emil.....            | 1933           | Shannon, Red.....       | 1917-21               | Soto, Geovany.....     | 2014                  |
| Reed, Howie.....         | 1958-60        | Rozek, Dick.....          | 1953-54        | Shantz, Billy.....      | 1954-55               | Souza, Mark.....       | 1980                  |
| Reineke, Chad.....       | 2009           | Rubeling, Al.....         | 1940-41        | Shantz, Bobby.....      | 1949-56               | Sparks, Steve.....     | 2003                  |
| Reiss, Al.....           | 1932           | Rudi, Joe.....            | 1967-76, 82    | Sharman, Ralph.....     | 1917                  | Speaker, Tris.....     | 1928                  |
| Reninger, Jim.....       | 1938-39        | Rullo, Joe.....           | 1943-44        | Shaughnessy, Shag.....  | 1908                  | Spencer, Jim.....      | 1981-82               |
| Renko, Steve.....        | 1978           | Russell, Jeff.....        | 1992           | Shaver, Jeff.....       | 1988                  | Sperry, Stan.....      | 1938                  |
| Renna, Bill.....         | 1954-56        | Russell, Lefty.....       | 1910-12        | Shaw, Bob.....          | 1961                  | Spicer, Bob.....       | 1955-56               |
| Repoz, Roger.....        | 1966-67        | Rutner, Mickey.....       | 1947           | Shaw, Don.....          | 1972                  | Spiezio, Scott.....    | 1996-99               |
| Resop, Chris.....        | 2013           | Ryan, Rob.....            | 2001           | Shawkey, Bob.....       | 1913-15               | Sprague, Ed.....       | 1968-69               |
| Rettig, Otto.....        | 1922           | Rzepczynski, Marc.....    | 2016           | Shea, Red.....          | 1918                  | Sprague, Ed.....       | 1998                  |
| Revenig, Todd.....       | 1992           |                           |                | Shean, Dave.....        | 1906                  | Springer, Russ.....    | 2009                  |
| Revering, Dave.....      | 1978-81        | <b>S</b>                  |                | Sheehan, Tom.....       | 1915-16               | Stafford, Bill.....    | 1966-67               |
| Reyes, Carlos.....       | 1994-97        | Saarloos, Kirk.....       | 2004-06, 08    | Sheets, Ben.....        | 2010                  | Staggs, Steve.....     | 1978                  |
| Reynolds, Tommie.....    | 1963-65,<br>69 | Saenz, Olmedo.....        | 1999-02        | Sheldon, Rollie.....    | 1965-66               | Stahl, Larry.....      | 1964-66               |
| Rhodes, Arthur.....      | 2004           | Saffell, Tom.....         | 1955           | Sheldon, Scott.....     | 1997                  | Stainback, Tuck.....   | 1946                  |
| Rhodes, Gordon.....      | 1936           | Sain, Johnny.....         | 1955           | Sherling, Ed.....       | 1924                  | Stairs, Matt.....      | 1996-00               |
| Richards, Paul.....      | 1935           | Sakata, Lenn.....         | 1986           | Sherman, Joe.....       | 1915                  | Staley, Gerry.....     | 1961                  |
| Richardson, Jack.....    | 1915-16        | Salmon, Roger.....        | 1912           | Shirley, Tex.....       | 1941-42               | Staller, George.....   | 1943                  |
| Richardson, Ken.....     | 1942           | Salve, Gus.....           | 1908           | Shoemaker, Charlie..... | 1961-62, 64           | Stanley, Fred.....     | 1981-82               |
| Richmond, Don.....       | 1941, 46-47    | Samaradzija, Jeff.....    | 2014           | Shores, Bill.....       | 1928-31               | Stanley, Mike.....     | 2000                  |
| Riconda, Harry.....      | 1923-24        | Samcoff, Ed.....          | 1951           | Shores, Bill.....       | 1928-31               | Steelman, Farmer.....  | 1901-02               |
| Rigby, Brad.....         | 1997, 99       | Sanchez, Alejandro.....   | 1987           | Show, Eric.....         | 1991                  | Stein, Blake.....      | 1998-99               |
| Righetti, Dave.....      | 1994           | Sanders, John.....        | 1965           | Siebert, Norm.....      | 1960-63               | Stein, Irv.....        | 1932                  |
| Rijo, Jose.....          | 1985-87        | Sanders, Ken.....         | 1964, 66, 68   | Siebert, Dick.....      | 1938-45               | Steinbach, Terry.....  | 1986-96               |
| Riles, Ernest.....       | 1991           | Sanderson, Scott.....     | 1990           | Siebert, Sonny.....     | 1975                  | Stellbauer, Bill.....  | 1916                  |
| Rincon, Ricardo.....     | 2002-05        | Sands, Charlie.....       | 1975           | Sierra, Ruben.....      | 1992-95               | Stephens, Gene.....    | 1961-62               |
| Rinker, Bob.....         | 1950           | Sandt, Tommy.....         | 1975-76        | Sigafoos, Frank.....    | 1926                  | Stewart, Bill.....     | 1955                  |
| Ripple, Jimmy.....       | 1943           | Sanford, Jack.....        | 1967           | Sima, Al.....           | 1954                  | Stewart, Dave.....     | 1986-92, 95           |
| Rivera, Jim.....         | 1961           | Sanguillen, Manny.....    | 1977           | Simmons, Al.....        | 1924-32,<br>40-41, 44 | Stewart, Shannon.....  | 2007                  |
| Roark, Tanner.....       | 2019           | Santangelo, F.P.....      | 2001           | Simpson, Harry.....     | 1955-59               | Stock, Wes.....        | 1964-67               |
| Roberts, Bip.....        | 1998           | Santiago, Jose.....       | 1956           | Sinatra, Matt.....      | 1987-88               | Stokes, Art.....       | 1925                  |
| Roberts, Ray.....        | 1919           | Santiago, Jose.....       | 1963-65        | Singleton, Chris.....   | 2003                  | Stone, Ron.....        | 1966                  |
| Robertson, Connor.....   | 2007           | Sauerbeck, Scott.....     | 2006           | Sizemore, Scott.....    | 2011, 13              | Stottlemire, Todd..... | 1995                  |
| Robertson, Jim.....      | 1954-55        | Saunders, Rusty.....      | 1927           | Skaff, Frank.....       | 1943                  | Straily, Dan.....      | 2012-14               |
| Robertson, Sherry.....   | 1952           | Sauveur, Rich.....        | 2000           | Skizas, Lou.....        | 1956-57               | Strand, Paul.....      | 1924                  |
| Robinson, Bruce.....     | 1978           | Savage, Bob.....          | 1942, 46-48    | Slappey, John.....      | 1920                  | Street, Huston.....    | 2005-08               |
| Robinson, Eddie.....     | 1953, 56       | Savery, Joe.....          | 2014           | Slaughter, Eno.....     | 1955-56               | Strunk, Amos.....      | 1908-17,<br>19-20, 24 |
| Robinson, Floyd.....     | 1968           | Sax, Steve.....           | 1994           | Sleater, Lou.....       | 1955                  | Sturdivant, Tom.....   | 1959, 63-64           |
| Rocheport, Ben.....      | 1914           | Schaefer, Jeff.....       | 1994           | Slusarski, Joe.....     | 1991-93               | Sturgis, Dean.....     | 1914                  |
| Rodney, Fernando.....    | 2018-19        | Schang, Wally.....        | 1913-17, 30    | Small, Aaron.....       | 1996-98               | Styles, Lena.....      | 1919-21               |
| Rodriguez, Fernando..... | 2014-16        | Schauer, Rube.....        | 1917           | Small, Jim.....         | 1958                  | Suarez, Ken.....       | 1966-67               |
| Rodriguez, Henry.....    | 2009-10        | Scheer, Heinie.....       | 1922-23        | Smith, Bud.....         | 2020                  | Suder, Pete.....       | 1941-43, 46-55        |
| Rodriguez, Rick.....     | 1986-87        | Scheib, Carl.....         | 1943-45, 47-54 | Smith, Chas.....        | 2015                  | Sullivan, Haywood..... | 1961-63               |
| Rodriguez, Roberto.....  | 1967,<br>70    | Schelle, Jim.....         | 1939           | Smith, Chris.....       | 2016-17               | Sullivan, Jim.....     | 1921-22               |
| Roettger, Oscar.....     | 1932           | Schillings, Red.....      | 1922           | Smith, Dave.....        | 1938-39               | Summa, Homer.....      | 1929-30               |
| Rogers, Kenny.....       | 1998-99        | Schlitler, Brian.....     | 2019           | Smith, Eddie.....       | 1936-39               | Summers, Champ.....    | 1974                  |
| Rogers, Tom.....         | 1919           | Schlitzer, Biff.....      | 1908-09        | Smith, Greg.....        | 2008                  | Surkamp, Eric.....     | 2016                  |
| Roland, Jim.....         | 1969-72        | Schreckengost, Ossee..... | 1902-08        | Smith, Hal.....         | 1956-59               | Sutton, Don.....       | 1985                  |
| Romberger, Dutch.....    | 1954           | Schumann, Hack.....       | 1906           | Smith, Harry.....       | 1901                  | Sutton, Larry.....     | 2002                  |
| Rommel, Eddie.....       | 1920-32        | Schuster, Patrick.....    | 2016           | Smith, Josh.....        | 2017                  | Suzuki, Kurt.....      | 2007-12, 13           |
| Roney, Matt.....         | 2006           | Schwartz, Randy.....      | 1965-66        | Smith, Mayo.....        | 1945                  | Sveum, Dale.....       | 1993                  |
| Roof, Phil.....          | 1966-69        | Schypinski, Jerry.....    | 1955           | Smith, Mark.....        | 1983                  | Sweeney, Buck.....     | 1914                  |
| Rosales, Adam.....       | 2010-13, 17    | Scott, Dick.....          | 1989           | Smith, Mayo.....        | 1945                  | Sweeney, Mike.....     | 2008                  |
| Rosar, Buddy.....        | 1945-49        | Scott, Rodney.....        | 1977           | Smith, Red.....         | 1925                  | Sweeney, Ryan.....     | 2008-11               |
| Rosario, Santiago.....   | 1965           | Scribner, Evan.....       | 2012-15        | Smith, Seth.....        | 2012-13               | Swift, Bob.....        | 1942-43               |
| Rose, Mike.....          | 2004           | Scutaro, Marco.....       | 2004-07        | Smith, Syd.....         | 1908                  | Swisher, Nick.....     | 2004-07               |

**T**  
 Tabb, Jerry ..... 1977-78  
 Taff, John ..... 1913  
 Talbot, Fred ..... 1965-66, 69-70  
 Talton, Tim ..... 1966-67  
 Tam, Jeff ..... 2000-02  
 Tartabull, Danny ..... 1995  
 Tartabull, Jose ..... 1962-66,  
 69-70  
 Taylor, Arias ..... 1921  
 Taylor, Beau ..... 2018-19  
 Taylor, Billy ..... 1994, 96-99  
 Taylor, Harry ..... 1957  
 Taylor, Joe ..... 1954  
 Taylor, Michael ..... 2011-13  
 Tejada, Miguel ..... 1997-03  
 Telgheder, Dave ..... 1996-98  
 Tellmann, Tom ..... 1985  
 Tenace, Gene ..... 1969-76  
 Terry, Ralph ..... 1957-59, 66  
 Terwilliger, Wayne ..... 1953-60  
 Tettleton, Mickey ..... 1984-87  
 Thies, Dave ..... 1963  
 Thomas, Bud ..... 1937-39  
 Thomas, Charles ..... 2005  
 Thomas, Frank ..... 2006, 08  
 Thomas, Fred ..... 1919-20  
 Thomas, Ira ..... 1909-15  
 Thomas, Kite ..... 1952-53  
 Thomasson, Gary ..... 1978  
 Thompson, Harry ..... 1919  
 Thompson, Kevin ..... 2007  
 Thompson, Rich ..... 2012  
 Thompson, Shag ..... 1914-16  
 Thompson, Tim ..... 1956-57  
 Thompson, Trayce ..... 2018  
 Thrasher, Buck ..... 1916-17  
 Throneberry, Marv ..... 1960-61  
 Tillman, Rusty ..... 1986  
 Tipton, Eric ..... 1939-41  
 Tipton, Joe ..... 1950-52  
 Tobin, Pat ..... 1941  
 Todd, Jim ..... 1975-76, 79  
 Todd, Phil ..... 1931  
 Tolleson, Steve ..... 2010  
 Tomanek, Dick ..... 1958-59  
 Tomberlin, Andy ..... 1995  
 Tomko, Brett ..... 2009  
 Tompkins, Ron ..... 1965  
 Toppin, Rupe ..... 1962  
 Torrealba, Pablo ..... 1977  
 Torrez, Mike ..... 1976-77, 84  
 Tovar, Cesar ..... 1975-76  
 Treinen, Blake ..... 2017-19  
 Trice, Bob ..... 1953-55  
 Triggs, Andrew ..... 2016-18  
 Trillo, Manny ..... 1973-74  
 Trivino, Lou ..... 2018-20  
 Trowbridge, Bob ..... 1960  
 Trucks, Virgil ..... 1957-58  
 Tsitouris, John ..... 1958-60  
 Turbeville, George ..... 1935-37  
 Turner, Terry ..... 1919  
 Turner, Tink ..... 1915  
 Tuttle, Bill ..... 1958-61  
 Tyack, Jim ..... 1943  
 Tyrone, Jim ..... 1977

**U**  
 Umbarger, Jim ..... 1977  
 Underwood, Tom ..... 1981-83  
 Upchurch, Woody ..... 1935-36  
 Upton, Bill ..... 1954  
 Urban, Jack ..... 1957-58

**V**  
 Valdez, Cesar ..... 2017  
 Valdez, Mario ..... 2000-01  
 Valencia, Danny ..... 2015-16  
 Valo, Elmer ..... 1940-43, 46-56  
 Van Brabant, Ozzie ..... 1954-55  
 Van Poppel, Todd ..... 1991,  
 93-96  
 Vaughan, Porter ..... 1940-41,  
 46  
 Vaughn, Roy ..... 1934  
 Veach, Al ..... 1935  
 Velandia, Jorge ..... 1998-00  
 Velarde, Randy ..... 1999-00, 02  
 Venafro, Mike ..... 2002  
 Venditte, Pat ..... 2015  
 Vickers, Rube ..... 1907-09  
 Virgil, Ozzie ..... 1961  
 Vizzaino, Luis ..... 1999-01  
 Vogt, Stephen ..... 2013-17  
 Voigt, Jack ..... 1998  
 Von Ohlen, Dave ..... 1986-87  
 Vossberg, Ed ..... 1994  
 Voss, Bill ..... 1972

**W**  
 Waddell, Rube ..... 1902-07  
 Wagner, Hal ..... 1937-44  
 Wagner, Mark ..... 1984  
 Wagner, Neil ..... 2011  
 Wahl, Bobby ..... 2017  
 Wahl, Kermit ..... 1950-51  
 Walberg, Rube ..... 1923-33  
 Walker, Frank ..... 1920-21  
 Walker, Jerry ..... 1961-62  
 Walker, Johnny ..... 1919-21  
 Walker, Tilly ..... 1918-23  
 Walker, Todd ..... 2007  
 Walker, Tom ..... 1902  
 Wallaesa, Jack ..... 1940, 42, 46  
 Walling, Denny ..... 1975-76  
 Wallis, Joe ..... 1978-79  
 Walsh, Jimmy ..... 1912-16  
 Walton, Bruce ..... 1991-92  
 Wambsgans, Bill ..... 1926  
 Wang, Wei-Chung ..... 2019  
 Ward, Preston ..... 1958-59  
 Warren, Mike ..... 1983-85  
 Warstler, Rabbit ..... 1934-36  
 Wasdin, John ..... 1995-96  
 Washington, Claudell .....  
 1974-76  
 Washington, Herb ..... 1974-75  
 Waslewski, Gary ..... 1972  
 Watlington, Neal ..... 1953  
 Watson, Matt ..... 2005, 10  
 Watson, Mule ..... 1918-19  
 Weaver, Harry ..... 1915-16  
 Webb, Skeeter ..... 1948  
 Webster, Ray ..... 1967-69, 71

Weeks, Jemile ..... 2011-13  
 Weems, Jordan ..... 2020  
 Weiss, Walt ..... 1987-92  
 Welaj, Johnny ..... 1943  
 Welch, Bob ..... 1988-94  
 Welch, Frank ..... 1919-26  
 Wellman, Bob ..... 1948, 50  
 Wells, Casper ..... 2013  
 Wendelken, J.B. .... 2016, 18-20  
 Wendle, Joey ..... 2016-17  
 Wengert, Don ..... 1995-97  
 Werber, Billy ..... 1937-38  
 Wetzel, Buzz ..... 1927  
 Wheat, Lee ..... 1954-55  
 Wheat, Zack ..... 1927  
 Wheaton, Woody ..... 1943-44  
 White, Don ..... 1948-49  
 White, Jo-Jo ..... 1943-44  
 Whittaker, Walt ..... 1916  
 Wickersham, Dave ..... 1960-63  
 Wilhelm, Spider ..... 1953-63  
 Wilkins, Bobby ..... 1944-45  
 Willard, Jerry ..... 1986-87  
 Williams, Al ..... 1937-38  
 Williams, Billy ..... 1975-76  
 Williams, Dib ..... 1930-35  
 Williams, Dick ..... 1959-60  
 Williams, Don ..... 1962  
 Williams, Earl ..... 1977  
 Williams, George ..... 1964  
 Williams, George ..... 1995-97  
 Williams, Mark ..... 1977  
 Williams, Marsh ..... 1916  
 Willingham, Josh ..... 2011  
 Willis, Dale ..... 1963  
 Willis, Lefty ..... 1925-27  
 Wilshere, Whitey ..... 1934-36  
 Wilson, Bill ..... 1954-55  
 Wilson, Highball ..... 1902  
 Wilson, Jack ..... 1934  
 Wilson, Jim ..... 1949  
 Wilson, Tom ..... 2001  
 Wilson, Willie ..... 1991-92  
 Wiltse, Snake ..... 1901-02  
 Windhorn, Gordie ..... 1962  
 Windsor, Jason ..... 2006  
 Wingo, Al ..... 1919  
 Wingo, Ed ..... 1920  
 Winston, Hank ..... 1933  
 Wirth, Alan ..... 1978-80  
 Witasick, Jay ..... 1996-98, 05-07  
 Witmeyer, Ron ..... 1991  
 Witt, Bobby ..... 1992-94  
 Witt, Whitey ..... 1916-17, 19-21  
 Wojciechowski, Steve .....  
 1995-97  
 Wojcik, John ..... 1962-64  
 Wolf, Lefty ..... 1921  
 Wolf, Ross ..... 2010  
 Wolfe, Chuck ..... 1923  
 Wolff, Roger ..... 1941-43  
 Womack, Dooley ..... 1970  
 Wood, Doc ..... 1923  
 Wood, Jason ..... 1998  
 Wood, Mike ..... 2003  
 Woodard, Darrell ..... 1978  
 Woods, Gary ..... 1976

Worden, Fred ..... 1914  
 Worrell, Tim ..... 1998-99  
 Wortham, Rich ..... 1983  
 Wright, Ed ..... 1952  
 Wright, Taffy ..... 1949  
 Wuertz, Michael ..... 2009-11  
 Wyatt, John ..... 1961-66, 69  
 Wyckoff, Weldon ..... 1913-16  
 Wyse, Hank ..... 1950-51

**Y**  
 Yabu, Keiichi ..... 2005  
 Yankowski, George ..... 1942  
 Yarrison, Rube ..... 1922  
 Yerkes, Carroll ..... 1927-29  
 York, Lefty ..... 1919  
 York, Rudy ..... 1948  
 Yoter, Elmer ..... 1921  
 Young, Chris ..... 2013  
 Young, Curt ..... 1983-91, 93  
 Young, Ernie ..... 1994-97  
 Young, Matt ..... 1989  
 Young, Ralph ..... 1922  
 Yount, Eddie ..... 1937

**Z**  
 Zachary, Tom ..... 1918  
 Zapustas, Joe ..... 1933  
 Zernial, Gus ..... 1951-57  
 Ziegler, Brad ..... 2008-11  
 Zinn, Jimmy ..... 1919  
 Zito, Barry ..... 2000-06, 15  
 Zobrist, Ben ..... 2015  
 Zoldak, Sam ..... 1951-52

# OAKLAND A'S COACHES

|                        |         |                                 |                |                         |          |                        |                |
|------------------------|---------|---------------------------------|----------------|-------------------------|----------|------------------------|----------------|
| Adair, Jerry.....      | 1972-74 | Hale, Chip.....                 | 2012-14, 17    | McNamara, John.....     | 1968-69  | Scarsone, Steve.....   | 2017           |
| Aldrete, Mike.....     | 2015-20 | Hofman, Bob... 1969-70, 74-78   |                | Metro, Charlie.....     | 1982     | Schaefer, Bob.....     | 2007           |
| Alejo, Bob.....        | 1996-97 | Hoscheit, Vern.....             | 1969-74        | Mitterwald, George..... | 1979-82  | Schoendienst, Red..... | 1977-78        |
| Alston, Garvin.....    | 2017    | Hudgens, Dave.....              | 1999, 03-05    | Moore, Jackie.....      | 1981-84  | Schueler, Ron.....     | 1983-84        |
| Bosley, Thad.....      | 1999-03 | Jackson, Reggie.....            | 1991           | Monchak, Al.....        | 1976     | Skaalen, Jim.....      | 2009-10        |
| Boyer, Clete.....      | 1980-85 | Jensen, Marcus.....             | 2015-20        | Newman, Jeff.....       | 1986     | Skinner, Joel.....     | 2011           |
| Burleson, Rick.....    | 1991    | Jones, Gary.....                | 1998           | Noren, Irv.....         | 1971-74  | Speier, Chris.....     | 2004           |
| Bush, Darren.....      | 2013-20 | Kotsay, Mark.....               | 2016-20        | Nottle, Ed.....         | 1983     | Stange, Lee.....       | 1977-79        |
| Christenson, Ryan..... | 2018-20 | Kusnyer, Art.....               | 1989-95        | Paul, Mike.....         | 1987-88  | Steverson, Todd.....   | 2009-10        |
| Cluck, Bob.....        | 1996-97 | Lachemann, Rene.....            | 1987-92, 05-07 | Pedrique, Al.....       | 2018-20  | Stock, Wes.....        | 1973-76, 84-86 |
| Davis, Chili.....      | 2012-14 | Lansford, Carney.....           | 1994-95        | Perry, Gerald.....      | 2006, 11 | Van Burklee, Ty.....   | 2007-08        |
| DeFrancisco, Tony..... | 2008    | Lau, Charlie.....               | 1970           | Peterson, Rick.....     | 1998-03  | Wakamatsu, Don.....    | 2008           |
| Didier, Bob.....       | 1984-86 | Lefebvre, Jim... 1987-88, 94-95 |                | Plaza, Ron.....         | 1986     | Waller, Tye.....       | 2007-15        |
| DiMaggio, Joe.....     | 1968-69 | Lollar, Duffy.....              | 1968-69        | Posedel, Bill.....      | 1968-72  | Walling, Denny.....    | 1996-98        |
| Dyer, Michael.....     | 1996-98 | Lonnett, Joe.....               | 1976           | Prieto, Ariel.....      | 2012-14  | Walls, Lee.....        | 1979-82        |
| Duncan, Dave.....      | 1986-95 | Lumpe, Jerry.....               | 1971           | Quade, Mike.....        | 2000-02  | Washington, Ron.....   | 1996-06; 15-16 |
| Emerson, Scott.....    | 2015-20 | Luzinski, Greg.....             | 1993           | Rader, Doug.....        | 1992     | Watson, Bob.....       | 1986-88        |
| Ermer, Cal.....        | 1977    | Macha, Ken.....                 | 1999-02        | Rettenmund, Merv.....   | 1989-90  | Williams, Billy.....   | 1983-85        |
| Fischer, Brad.....     | 1996-07 | Martins, Eric.....              | 2020           | Reynolds, Tommie.....   | 1989-95  | Williams, Matt.....    | 2018-19        |
| Fowler, Art.....       | 1980-82 | Maxvill, Dal.....               | 1975           | Rodriguez, Rick.....    | 2011-12  | Winkles, Bobby.....    | 1974-75        |
| Francona, Terry.....   | 2003    | McKay, Dave.....                | 1984-95        | Romanich, Ron.....      | 2008-11  | Young, Curt.....       | 2004-10; 12-17 |
| Gallego, Mike.....     | 2009-15 | McKeon, Jack.....               | 1978           | Rudi, Joe.....          | 1986-87  |                        |                |
| Geren, Bob.....        | 2003-06 |                                 |                | Saul, Jim.....          | 1979     |                        |                |

# MOST RECENT TRADES WITH EACH TEAM

|                |                |   |
|----------------|----------------|---|
| Arizona        | July 31, 2017  | Acquired minor league P Jefferson Mejia for IF Adam Rosales   |
| Atlanta        | July 2, 2015   | Acquired P Cody Martin for international bonus slot 53  |
| Baltimore      | Nov. 22, 2017  | Acquired a PTBNL (minor league P Jake Bray on Dec. 19) for OF Jaycob Brugman  |
| Boston         | Aug. 23, 2017  | Acquired minor league OF Rafael Rincones for OF Rajai Davis   |
| Chicago-AL     | April 19, 2018 | Acquired cash or a PTBNL for OF Trayce Thompson   |
| Chicago-NL     | Jan. 13, 2020  | Acquired IF/OF Tony Kemp for minor league IF Alfonso Rivas  |
| Cincinnati     | July 31, 2019  | Acquired P Tanner Roark and cash for minor league OF Jameson Hannah   |
| Cleveland      | Aug. 31, 2016  | Acquired minor league P Colt Hynes for OF Coco Crisp and cash   |
| Colorado       | Aug. 16, 2017  | Acquired P Sam Moll for a PTBNL or cash   |
| Detroit        | Aug. 6, 2018   | Acquired P Mike Fiers for two PTBNL (minor league P Nolan Blackwood on Aug. 18 and minor league P Logan Shore on Sept. 19)  |
| Florida        | Dec. 16, 2003  | Acquired P Mark Redman for P Mike Neu and minor league P Bill Murphy  |
| Houston        | Nov. 25, 2015  | Acquired IF Jed Lowrie for minor league P Brendan McCurry   |
| Kansas City    | July 27, 2019  | Acquired P Jake Diekmann for minor league P Ismael Aquino and minor league OF Dairon Blanco   |
| Los Angeles-AL | Aug. 28, 2020  | Acquired IF Tommy La Stella for IF Franklin Barreto   |
| Los Angeles-NL | Feb. 12, 2021  | Acquired P Adam Kolarek and minor league OF Cody Thomas for IF Sheldon Neuse and minor league P Gus Varland   |
| Milwaukee      | Sept. 3, 2018  | Acquired P Aaron Brooks for cash  |
| Minnesota      | Aug. 9, 2018   | Acquired P Fernando Rodney for minor league P Dakota Chalmers   |
| New York-AL    | May 14, 2019   | Acquired a PTBNL or cash for IF Kendrys Morales and cash  |
| New York-NL    | July 21, 2018  | Acquired P Jeurys Familia for minor league P Bobby Wahl, minor league IF Will Toffey and \$1,000,000 international slot money   |
| Philadelphia   | Jan. 30, 2021  | Acquired P Cole Irvin for cash considerations   |
| Pittsburgh     | Feb. 24, 2021  | Acquired cash for OF Dustin Fowler  |
| St. Louis      | March 31, 2017 | Acquired P Josh Lucas for minor league P Casey Meisner  |
| San Diego      | June 30, 2020  | Acquired a PTBNL (minor league OF Junior Perez on Nov. 5) for IF Jorge Mateo  |
| San Francisco  | Feb. 15, 2020  | Acquired P Burch Smith for cash considerations  |
| Seattle        | Nov. 15, 2017  | Acquired P Emilio Pagan and minor league IF Alexander Campos for IF/DH Ryon Healy   |
| Tampa Bay      | Dec. 21, 2018  | Sent P Emilio Pagan and the A's Competitive Balance Round A pick in the 2019 Draft as part of a three-team trade in which the A's acquired IF Jurickson Profar from Texas for minor league IF Eli White and international bonus slot cash; Rangers sent minor league P Rollie Lacy to the Rays and Tampa Bay sent minor league Ps Kyle Bird, Brock Burke and Yoel Espinal to Texas. |
| Texas          | Feb. 6, 2021   | Acquired SS Elvis Andrus, C Aramis Garcia and cash for DH Khris Davis, C Jonah Heim and minor league P Dane Acker   |
| Toronto        | March 27, 2019 | Acquired IF Kendrys Morales for minor league IF Jesus Lopez and international slot money  |
| Washington     | Aug. 5, 2018   | Acquired P Shawn Kelley and cash for international slot money   |

# OAKLAND A'S & SAN FRANCISCO GIANTS

There have been a total of 96 players who have played for both the Oakland Athletics and San Francisco Giants. Here is an alphabetical listing of those players.

| Player           | A's              | Giants           | Player            | A's              | Giants           | Player            | A's              | Giants      |
|------------------|------------------|------------------|-------------------|------------------|------------------|-------------------|------------------|-------------|
| Fernando Abad    | 2014-15          | 2019             | Cory Gearrin      | 2018             | 2015-18          | Marty Perez       | 1977-78          | 1976        |
| Jeremy Accardo   | 2012             | 2005-06          | Dan Giese         | 2009             | 2007             | Yusmeiro Petit    | 2018-20          | 2012-15     |
| Mike Aldrete     | 1993-95          | 1986-88          | Rich Gossage      | 1992-93          | 1989             | Drew Pomeranz     | 2014-15          | 2019        |
| Gary Alexander   | 1978             | 1975-77          | Grant Green       | 2013             | 2016             | Luis Quinones     | 1983             | 1986        |
| Felipe Alou      | 1970-71          | 1958-63          | Jose Guillen      | 2003             | 2010             | Dave Righetti     | 1994             | 1991-93     |
| Jesus Alou       | 1973-74          | 1963-68          | Dave Heaverlo     | 1978-79; 1975-77 |                  | Ernest Riles      | 1991             | 1988-90     |
| Matty Alou       | 1972             | 1960-65          |                   | 1981             |                  | Rick Rodriguez    | 1986-87          | 1990        |
| Dusty Baker      | 1985-86          | 1984             | Dave Henderson    | 1988-93          | 1987             | Cody Ross         | 2015             | 2010-11     |
| Bill Bathe       | 1986             | 1989-90          | Gil Heredia       | 1998-01          | 1991-92          | Jeff Samardzija   | 2014             | 2016-20     |
| Travis Blackley  | 2012             | 2007; 12         | Brandon Hicks     | 2012             | 2014             | Alejandro Sanchez | 1987             | 1984        |
| Vida Blue        | 1969-77          | 1978-81; 1985-86 | Tim Hudson        | 1999-04          | 2014-15          | Scott Sanderson   | 1990             | 1993        |
| Ollie Brown      | 1972             | 1965-68          | Nick Hundley      | 2019             | 2017-18          | F.P. Santangelo   | 2001             | 1999        |
| Orlando Cabrera  | 2009             | 2011             | Stan Javier       | 1986-90; 1996-99 |                  | Marco Scutaro     | 2004-07          | 2012-14     |
| Trevor Cahill    | 2009-11; 2020    |                  |                   | 94-95            |                  | Scott Service     | 2000             | 1995        |
|                  | 18               |                  | John Johnstone    | 1997             | 1997-2000        | Burch Smith       | 2020             | 2019        |
| Ernie Camacho    | 1980             | 1989-90          | Corban Joseph     | 2019             | 2019             | Lary Sorensen     | 1984             | 1988        |
| Santiago Casilla | 2004-09; 2010-16 |                  | Ed Jurak          | 1988             | 1989             | Elias Sosa        | 1978             | 1972-74     |
|                  | 2018             |                  | Bob Kearney       | 1981-83          | 1979             | Champ Summers     | 1974             | 1982-83     |
| Alberto Castillo | 2005             | 2003             | Mike Kingery      | 1992             | 1990-91          | Eric Surkamp      | 2016             | 2011, 13    |
| Orlando Cepeda   | 1972             | 1958-66          | Brian Kingman     | 1979-82          | 1983             | Miguel Tejada     | 1997-03          | 2011        |
| Doug Clark       | 2006             | 2005             | Dave Kingman      | 1984-86          | 1971-74          | Gary Thomasson    | 1978             | 1972-77     |
| Joe Coleman      | 1977-78          | 1979             | Brad Komminsk     | 1991             | 1990             | Rusty Tillman     | 1986             | 1988        |
| John D'Acquisto  | 1982             | 1973-76          | Bob Lacey         | 1977-80          | 1984             | Brett Tomko       | 2009             | 2004-05     |
| Rajai Davis      | 2008-10; 2007-08 |                  | Gary Lavelle      | 1987             | 1974-84          | Andrew Triggs     | 2016-18          | 2020        |
|                  | 2017             |                  | Johnnie LeMaster  | 1987             | 1975-85          | Manny Trillo      | 1973-74          | 1984-85     |
| Kelly Downs      | 1992-93          | 1986-92          | Darren Lewis      | 1990             | 1991-95          | Pat Venditte      | 2015             | 2019        |
| Ray Durham       | 2002             | 2003-08          | Brent Mayne       | 1997             | 1998-99          | Stephen Vogt      | 2013-17          | 2019        |
| Randy Elliott    | 1980             | 1977             | Vin Mazzaro       | 2009-10          | 2016             | Ed Vosberg        | 1994             | 1990        |
| Alan Embree      | 2007-08          | 1999-2001        | David McCarty     | 2003             | 1995-96          | Jay Witasick      | 1996-98; 2002    |             |
| Keith Foulke     | 2003; 2008       | 1997             | Willie McCovey    | 1976             | 1959-73; 1977-80 |                   | 2005-07          |             |
|                  | 2008             |                  |                   |                  |                  | Tim Worrell       | 1998-99          | 2001-03; 06 |
| Tito Fuentes     | 1978             | 1965-67; 1969-74 | Willie McGee      | 1990             | 1991-94          |                   |                  |             |
|                  |                  |                  | Kevin Mitchell    | 1998             | 1987-91          | Keiichi Yabu      | 2005             | 2008        |
| Phil Garner      | 1973-76          | 1988             | Joe Morgan        | 1984             | 1981-82          | Barry Zito        | 2000-06; 2007-13 |             |
| Chad Gaudin      | 2006-08; 2013    |                  | Guillermo Moscoso | 2011             | 2013             |                   | 15               |             |
|                  | 2010             |                  | Bill North        | 1973-78          | 1979-81          |                   |                  |             |
|                  |                  |                  | Dan Otero         | 2013-15          | 2012             |                   |                  |             |

## TRADES BETWEEN THE OAKLAND A'S AND SAN FRANCISCO GIANTS

| Date          | A's Acquire                           | In Exchange For                              |
|---------------|---------------------------------------|--|
| Feb. 15, 2020 | LHP Burch Smith                       | Cash   |
| Dec. 4, 1990  | IF Ernie Riles                        | OF Darren Lewis                              |
|               |                                       | PTBNL (Minor League P Pedro Pena on Dec. 17) |
| Mar. 24, 1985 | OF Dusty Baker                        | C Dan Winters                                |
|               |                                       | Minor League P Ed Puikunas                   |
| Mar. 15, 1978 | C Gary Alexander                      | LHP Vida Blue                                |
|               | P Dave Heaverlo                       |  |
|               | P Phil Huffman                        |  |
|               | P John Henry Johnson                  |  |
|               | OF Gary Thomasson                     |  |
|               | P Alan Wirth                          |  |
|               | PTBNL (\$5 Mario Guerrero on April 7) |  |
|               | Cash considerations                   |  |

\*only includes deals with at least one 40-man roster player

2020 American League Most Valuable Player **José Abreu**.



OPPONENTS



# BALTIMORE ORIOLES



American League East  
 Oriole Park at Camden Yards  
 333 W. Camden Street  
 Baltimore, MD 21201  
**Switchboard:** (410) 547-6100  
**Press Box:** (410) 547-6257  
**Media Relations:** (410) 547-6150  
**Media Relations FAX:** (410) 547-6272

Chairman of the Board/Chief Executive Officer..... John Angelos  
 Executive Vice President & General Manager.....Mike Elias  
 Manager.....Brandon Hyde  
 79-143 (2 seasons)  
 Senior Manager, Baseball Communications.....Jim Misudek (410) 547-6106  
 Senior Coordinator, Baseball Communications... Adam Esselman (410) 547-3475  
 Manager, Team Travel.....Jeff Gillis  
 Stadium..... Oriole Park at Camden Yards  
 Capacity / Opened.....45,474 / 1992

## SERIES FACTS

Longest A's Winning Streak: 9, May 5, 2008-August 10, 2009  
 Longest Orioles Winning Streak: 13, August 14, 1977-April 27, 1979  
 Last A's Series Sweep at Oakland (3 games): June 17-19, 2019  
 Last A's Series Sweep at Oakland (4 games): August 23-26, 2004  
 Last A's Series Sweep at Baltimore (3 games): August 16-18, 2004  
 Last A's Series Sweep at Baltimore (4 games): August 26-29, 2005  
 Last Orioles Series Sweep at Oakland (3 games): August 15-17, 2005  
 Last Orioles Series Sweep at Oakland (4 games): May 22-25, 1987  
 Last Orioles Series Sweep at Baltimore (3 games): June 6-8, 2011  
 Last Orioles Series Sweep at Baltimore (4 games): August 14-17, 2015  
 Most Runs in a Game by Oakland: 16, June 18, 2019 (16-2)  
 Most Runs in a Game by Baltimore: 18 (twice), last: August 16, 2015 (18-2)  
 Widest Margin of Victory by Oakland: 15, August 30, 2001 (15-0)  
 Widest Margin of Victory by Baltimore: 16, August 16, 2015 (18-2)

## SERIES BREAKDOWN

|                             | W           | L          | PCT.        |
|-----------------------------|-------------|------------|-------------|
| PHI vs. Brewers (1901)      | 14          | 6          | .700        |
| PHI vs. Browns (1902-53)    | 606         | 513        | .542        |
| PHI vs. Orioles (1954)      | 12          | 10         | .545        |
| KC vs. Orioles (1955-67)    | 104         | 151        | .408        |
| OAK vs. Orioles (1968-2019) | 274         | 267        | .506        |
| <b>Totals</b>               | <b>1010</b> | <b>947</b> | <b>.516</b> |
| <b>at the Coliseum</b>      | <b>139</b>  | <b>135</b> | <b>.507</b> |
| <b>at Camden Yards</b>      | <b>68</b>   | <b>58</b>  | <b>.540</b> |

## 2021 SCHEDULE

| Dates          | Site | Times             |
|----------------|------|-------------------|
| April 23-25    | BAL  | 4:05, 4:05, 10:05 |
| April 30-May 2 | OAK  | 6:40, 1:07, 1:07  |

## 2019 RECAP

| Date          | H-A        | W-L          | Score | Winner      | Loser   |
|---------------|------------|--------------|-------|-------------|---------|
| 4/8           | A          | L            | 4-12  | Cashner     | Estrada |
| 4/9           | A          | W            | 13-2  | B. Anderson | Means   |
| 4/10          | A          | W            | 10-3  | Montas      | Straily |
| 4/11          | A          | W            | 8-5   | Brooks      | Bundy   |
| 6/17          | H          | W            | 3-2   | Fiers       | Cashner |
| 6/18          | H          | W            | 16-2  | B. Anderson | Ynoa    |
| 6/19          | H          | W            | 8-3   | Bassitt     | Rogers  |
| <b>Totals</b> | <b>6-1</b> | <b>62-29</b> |       |             |         |

## YEAR-BY-YEAR SERIES RESULTS

| Year | Home | Road | Totals | Year | Home | Road | Totals | Year          | Home           | Road           | Totals         |
|------|------|------|--------|------|------|------|--------|---------------|----------------|----------------|----------------|
| 1968 | 6-4  | 3-5  | 9-9    | 1986 | 5-3  | 2-2  | 7-5    | 2004          | 4-0            | 3-0            | 7-0            |
| 1969 | 3-3  | 1-5  | 4-8    | 1987 | 2-4  | 3-3  | 5-7    | 2005          | 0-3            | 6-1            | 6-4            |
| 1970 | 3-3  | 2-4  | 5-7    | 1988 | 4-2  | 4-2  | 8-4    | 2006          | 2-1            | 2-1            | 4-2            |
| 1971 | 2-4  | 2-3  | 4-7    | 1989 | 5-1  | 2-4  | 7-5    | 2007          | 1-2            | 3-2            | 4-4            |
| 1972 | 1-5  | 5-1  | 6-6    | 1990 | 3-3  | 5-1  | 8-4    | 2008          | 3-0            | 2-0            | 5-0            |
| 1973 | 3-3  | 4-2  | 7-5    | 1991 | 4-2  | 5-1  | 9-3    | 2009          | 3-0            | 2-1            | 5-1            |
| 1974 | 2-4  | 4-2  | 6-6    | 1992 | 1-5  | 5-1  | 6-6    | 2010          | 3-1            | 4-2            | 7-3            |
| 1975 | 5-1  | 3-3  | 8-4    | 1993 | 1-5  | 1-5  | 2-10   | 2011          | 5-1            | 0-3            | 5-4            |
| 1976 | 4-2  | 4-2  | 8-4    | 1994 | 3-3  | 2-4  | 5-7    | 2012          | 2-1            | 3-3            | 5-4            |
| 1977 | 0-5  | 2-3  | 2-8    | 1995 | 3-3  | 4-2  | 7-5    | 2013          | 1-3            | 1-2            | 2-5            |
| 1978 | 0-6  | 0-5  | 0-11   | 1996 | 2-5  | 2-4  | 4-9    | 2014          | 2-1            | 2-1            | 4-2            |
| 1979 | 2-4  | 2-4  | 4-8    | 1997 | 1-5  | 2-3  | 3-8    | 2015          | 1-2            | 0-4            | 1-6            |
| 1980 | 2-4  | 3-3  | 5-7    | 1998 | 1-4  | 2-4  | 3-8    | 2016          | 3-1            | 1-2            | 4-3            |
| 1981 | 3-3  | 2-4  | 5-7    | 1999 | 4-2  | 3-3  | 7-5    | 2017          | 2-2            | 1-2            | 3-4            |
| 1982 | 3-3  | 2-4  | 5-7    | 2000 | 4-2  | 4-2  | 8-4    | 2018          | 3-0            | 2-1            | 5-1            |
| 1983 | 3-3  | 1-5  | 4-8    | 2001 | 4-2  | 3-0  | 7-2    | 2019          | 3-0            | 3-1            | 6-1            |
| 1984 | 2-4  | 4-2  | 6-6    | 2002 | 1-2  | 4-2  | 5-4    | <b>Totals</b> | <b>139-135</b> | <b>135-132</b> | <b>274-267</b> |
| 1985 | 3-3  | 2-4  | 5-7    | 2003 | 6-0  | 1-2  | 7-2    |               |                |                |                |

# BOSTON RED SOX



American League East  
 Fenway Park  
 4 Jersey Street  
 Boston, MA 02215-3496  
**Switchboard:** (617) 226-6000  
**Press Box:** (617) 226-6732  
**Media Relations:** (617) 226-6613  
**Media Relations FAX:** (617) 226-6613

Principal Owner ..... John Henry  
 Chairman ..... Tom Werner  
 President/CEO ..... Sam Kennedy  
 Chief Baseball Officer ..... Chaim Bloom  
 Manager ..... Alex Cora  
 192-132 (2 seasons)  
 Vice President, Media Relations ..... Kevin Gregg (617) 226-6759  
 Assistant Director, Media Relations ..... Abby Murphy (617) 226-6214  
 Director, Team Travel ..... Mark Cacciatore  
 Stadium ..... Fenway Park  
 Capacity / Opened ..... 37,755 (night); 37,305 (day) / 1912

## SERIES FACTS

Longest A's Winning Streak: 8, May 1-September 2, 2012  
 Longest Red Sox Winning Streak: 11, July 10, 1993-April 28, 1994  
 Last A's Series Sweep at Oakland (3 games): August 31-Sept. 2, 2012  
 Last A's Series Sweep at Oakland (4 games): None  
 Last A's Series Sweep at Boston (3 games): September 3-5, 1990  
 Last A's Series Sweep at Boston (4 games): August 10-12, 1971  
 Last Red Sox Series Sweep at Oakland (3 games): September 6-8, 2004  
 Last Red Sox Series Sweep at Oakland (4 games): August 4-7, 1977  
 Last Red Sox Series Sweep at Boston (3 games): April 29-May 1, 2019  
 Last Red Sox Series Sweep at Boston (4 games): July 22-25, 1993  
 Most Runs in a Game by Oakland: 21, June 14, 1969 (21-7)  
 Most Runs in a Game by Boston: 16 (three times), last: September 2, 2016 (16-2)  
 Widest Margin of Victory by Oakland: 18, August 31, 2012 (20-2)  
 Widest Margin of Victory by Boston: 14, September 2, 2016 (16-2)

## SERIES BREAKDOWN

|                                    | W          | L           | PCT.        |
|------------------------------------|------------|-------------|-------------|
| PHI vs. Red Sox (1901-54)          | 533        | 632         | .458        |
| KC vs. Red Sox (1955-67)           | 109        | 149         | .422        |
| OAK vs. Red Sox (1968-2019)        | 247        | 300         | .452        |
| <b>Totals</b>                      | <b>889</b> | <b>1081</b> | <b>.451</b> |
| <b>at the Coliseum</b>             | <b>150</b> | <b>123</b>  | <b>.549</b> |
| <b>at Fenway Park (since 1968)</b> | <b>96</b>  | <b>176</b>  | <b>.353</b> |

## 2021 SCHEDULE

| Dates     | Site | Times            |
|-----------|------|------------------|
| May 11-13 | BOS  | 4:05, 4:05, 4:05 |
| July 2-4  | OAK  | 6:40, 1:07, 1:07 |

## 2019 RECAP

| Date          | H-A        | W-L          | Score | Winner      | Losers    |
|---------------|------------|--------------|-------|-------------|-----------|
| 4/1           | H          | W            | 7-0   | Brooks      | Price     |
| 4/2           | H          | W            | 1-0   | Fiers       | Sale      |
| 4/3           | H          | L            | 3-6   | Barnes      | Rodney    |
| 4/4           | H          | W            | 7-3   | B. Anderson | Rodriguez |
| 4/29          | A          | L            | 4-9   | Brasier     | Montas    |
| 4/30          | A          | L            | 1-5   | Porcello    | Brooks    |
| 5/1           | A          | L            | 3-7   | Walden      | Fiers     |
| <b>Totals</b> | <b>3-4</b> | <b>26-30</b> |       |             |           |

## YEAR-BY-YEAR SERIES RESULTS

| Year | Home | Road | Totals | Year | Home | Road | Totals | Year          | Home            | Road          | Totals         |
|------|------|------|--------|------|------|------|--------|---------------|-----------------|---------------|----------------|
| 1968 | 6-3  | 4-5  | 10-8   | 1987 | 5-1  | 3-3  | 8-4    | 2006          | 4-2             | 3-1           | 7-3            |
| 1969 | 4-2  | 4-2  | 8-4    | 1988 | 6-0  | 3-3  | 9-3    | 2007          | 3-1             | 1-3           | 4-4            |
| 1970 | 4-2  | 1-5  | 5-7    | 1989 | 4-2  | 1-5  | 5-7    | 2008          | 4-3*            | 0-3           | 4-6            |
| 1971 | 4-2  | 5-1  | 9-3    | 1990 | 4-2  | 4-2  | 8-4    | 2009          | 2-1             | 3-4           | 5-5            |
| 1972 | 1-5  | 2-4  | 3-9    | 1991 | 2-4  | 2-4  | 4-8    | 2010          | 4-2             | 1-2           | 5-4            |
| 1973 | 3-3  | 5-1  | 8-4    | 1992 | 4-2  | 3-3  | 7-5    | 2011          | 1-1             | 1-5           | 2-6            |
| 1974 | 2-4  | 2-4  | 4-8    | 1993 | 2-4  | 1-5  | 3-9    | 2012          | 6-0             | 2-1           | 8-1            |
| 1975 | 4-2  | 2-4  | 6-6    | 1994 | 1-5  | 2-4  | 3-9    | 2013          | 2-1             | 1-2           | 3-3            |
| 1976 | 5-1  | 3-3  | 8-4    | 1995 | 2-5  | 2-3  | 4-8    | 2014          | 3-1             | 1-2           | 4-3            |
| 1977 | 2-4  | 1-4  | 3-8    | 1996 | 4-2  | 1-6  | 5-8    | 2015          | 1-2             | 0-3           | 1-5            |
| 1978 | 3-2  | 2-3  | 5-5    | 1997 | 3-3  | 1-4  | 4-7    | 2016          | 1-2             | 0-3           | 1-5            |
| 1979 | 2-4  | 1-5  | 3-9    | 1998 | 1-4  | 1-5  | 2-9    | 2017          | 3-1             | 1-2           | 4-3            |
| 1980 | 2-4  | 1-5  | 3-9    | 1999 | 4-2  | 2-2  | 6-4    | 2018          | 2-1             | 2-1           | 4-2            |
| 1981 | 4-2  | 1-5  | 5-7    | 2000 | 2-2  | 3-3  | 5-5    | 2019          | 3-1             | 0-3           | 3-4            |
| 1982 | 4-2  | 0-6  | 4-8    | 2001 | 4-2  | 1-2  | 5-4    | <b>Totals</b> | <b>151-124*</b> | <b>96-176</b> | <b>247-300</b> |
| 1983 | 2-4  | 2-4  | 4-8    | 2002 | 0-3  | 3-3  | 3-6    |               |                 |               |                |
| 1984 | 3-3  | 2-4  | 5-7    | 2003 | 2-2  | 2-1  | 4-3    |               |                 |               |                |
| 1985 | 2-4  | 2-4  | 4-8    | 2004 | 0-3  | 1-5  | 1-8    |               |                 |               |                |
| 1986 | 3-3  | 2-4  | 5-7    | 2005 | 2-1  | 2-5  | 4-6    |               |                 |               |                |

\*includes 1-1 in Tokyo, Japan



# CHICAGO WHITE SOX



American League Central  
Guaranteed Rate Field  
333 West 35th Street  
Chicago, IL 60616

Switchboard: (312) 674-1000

Press Box: (312) 674-5190

Media Relations: (312) 674-5300

Media Relations FAX: (312) 674-5847

Chairman ..... Jerry Reinsdorf  
Senior Vice President/General Manager ..... Rick Hahn  
Manager ..... Tony La Russa

2728-2365 (33 seasons)

522-510 (8 seasons with Chicago-AL)

Senior Vice President, Communications ..... Scott Reifert (312) 674-5302

Senior Director, Media Relations ..... Bob Beghtol (312) 674-5303

Assistant Director, Media Relations ..... Ray Garcia (312) 674-5306

Director of Team Travel ..... Ed Cassin (312) 674-5296

Stadium ..... Guaranteed Rate Field

Capacity / Opened ..... 40,615 / 1991

## SERIES FACTS

Longest A's Winning Streak: 11, June 20-September 7, 1970  
 Longest White Sox Winning Streak: 9, August 1, 1996-August 5, 1997  
 Last A's Series Sweep at Oakland (3 games): July 12-14, 2019  
 Last A's Series Sweep at Oakland (4 games): August 5-8, 1999  
 Last A's Series Sweep at Chicago (3 games): June 23-25, 2017  
 Last A's Series Sweep at Chicago (4 games): May 22-24, 1970  
 Last White Sox Series Sweep at Oakland (3 games): May 15-17, 2015  
 Last White Sox Series Sweep at Oakland (4 games): September 24-27, 1987  
 Last White Sox Series Sweep at Chicago (3 games): May 22-24, 2006  
 Last White Sox Series Sweep at Chicago (4 games): May 8-11, 1997  
 Most Runs in a Game by Oakland: 17, September 15, 2015 (17-6)  
 Most Runs in a Game by Chicago: 17 (twice), last: September 23, 1992 (17-6)  
 Widest Margin of Victory by Oakland: 15, April 27, 2002 (16-1)  
 Widest Margin of Victory by Chicago: 16, October 3, 1987 (17-1)

## SERIES BREAKDOWN

|                               | W          | L           | PCT.        |
|-------------------------------|------------|-------------|-------------|
| PHI vs. White Sox (1901-54)   | 585        | 589         | .498        |
| KC vs. White Sox (1955-67)    | 92         | 166         | .357        |
| OAK vs. White Sox (1968-2019) | 317        | 290         | .522        |
| <b>Totals</b>                 | <b>994</b> | <b>1045</b> | <b>.487</b> |
| at the Coliseum               | 167        | 138         | .548        |
| at Guaranteed Rate Field      | 68         | 64          | .515        |

## 2021 SCHEDULE

| Dates      | Site | Times             |
|------------|------|-------------------|
| Aug. 16-19 | CWS  | 5:10, 5:10, 11:10 |
| Sept. 7-9  | OAK  | 6:40, 6:40, 12:37 |

## 2019 RECAP

| Date          | H-A | W-L        | Score       | Winner   | Loser    |
|---------------|-----|------------|-------------|----------|----------|
| 7/12          | H   | W          | 5-1         | Fiers    | Nova     |
| 7/13          | H   | W          | 13-2        | Bassitt  | Covey    |
| 7/14          | H   | W          | 3-2         | Hendriks | Fry      |
| 8/9           | A   | W          | 7-0         | Fiers    | Detwiler |
| 8/10          | A   | L          | 2-3         | López    | Roark    |
| 8/11          | A   | W          | 2-0         | Bassitt  | Giolito  |
| <b>Totals</b> |     | <b>5-1</b> | <b>32-8</b> |          |          |

## YEAR-BY-YEAR SERIES RESULTS

| Year | Home | Road | Totals | Year | Home | Road | Totals | Year          | Home           | Road           | Totals         |
|------|------|------|--------|------|------|------|--------|---------------|----------------|----------------|----------------|
| 1968 | 4-5  | 4-5  | 8-10   | 1986 | 4-2  | 2-5  | 6-7    | 2004          | 5-1            | 2-1            | 7-2            |
| 1969 | 6-3  | 4-5  | 10-8   | 1987 | 3-4  | 1-5  | 4-9    | 2005          | 4-2            | 3-0            | 7-2            |
| 1970 | 7-2  | 9-0  | 16-2   | 1988 | 3-3  | 5-2  | 8-5    | 2006          | 3-0            | 0-3            | 3-3            |
| 1971 | 1-8  | 6-3  | 7-11   | 1989 | 4-3  | 4-2  | 8-5    | 2007          | 4-2            | 1-2            | 5-4            |
| 1972 | 6-3  | 2-4  | 8-7    | 1990 | 1-5  | 4-3  | 5-8    | 2008          | 1-2            | 3-3            | 4-5            |
| 1973 | 6-3  | 6-3  | 12-6   | 1991 | 4-3  | 2-4  | 6-7    | 2009          | 1-2            | 4-2            | 5-4            |
| 1974 | 7-2  | 4-5  | 11-7   | 1992 | 4-2  | 4-3  | 8-5    | 2010          | 4-2            | 1-2            | 5-4            |
| 1975 | 6-3  | 3-6  | 9-9    | 1993 | 3-4  | 3-3  | 6-7    | 2011          | 1-2            | 3-4            | 4-6            |
| 1976 | 6-3  | 3-5  | 9-8    | 1994 | 1-5  | 2-1  | 3-6    | 2012          | 2-1            | 1-2            | 3-3            |
| 1977 | 3-5  | 2-5  | 5-10   | 1995 | 3-3  | 2-4  | 5-7    | 2013          | 3-0            | 2-2            | 5-2            |
| 1978 | 3-4  | 5-3  | 8-7    | 1996 | 2-4  | 5-1  | 7-5    | 2014          | 2-1            | 1-3            | 3-4            |
| 1979 | 3-4  | 1-5  | 4-9    | 1997 | 1-4  | 2-4  | 3-8    | 2015          | 0-3            | 2-2            | 2-5            |
| 1980 | 3-3  | 4-3  | 7-6    | 1998 | 3-2  | 4-2  | 7-4    | 2016          | 1-3            | 1-2            | 2-5            |
| 1981 | 2-5  | 4-2  | 6-7    | 1999 | 4-0  | 3-3  | 7-3    | 2017          | 2-1            | 3-0            | 5-1            |
| 1982 | 1-5  | 3-4  | 4-9    | 2000 | 2-4  | 1-2  | 3-6    | 2018          | 3-0            | 2-2            | 5-2            |
| 1983 | 4-3  | 1-5  | 5-8    | 2001 | 3-0  | 5-1  | 8-1    | 2019          | 3-0            | 2-1            | 5-1            |
| 1984 | 4-2  | 3-4  | 7-6    | 2002 | 6-0  | 1-2  | 7-2    | <b>Totals</b> | <b>167-138</b> | <b>150-152</b> | <b>317-290</b> |
| 1985 | 3-4  | 2-4  | 5-8    | 2003 | 2-1  | 3-3  | 5-4    |               |                |                |                |

# CLEVELAND INDIANS



American League Central  
 Progressive Field  
 2401 Ontario Street  
 Cleveland, OH 44115  
**Switchboard:** (216) 420-4200  
**Press Box:** (216) 420-4654  
**Media Relations:** (216) 420-4380  
**Media Relations FAX:** (216) 420-4430

**Chairman & Chief Executive Officer**.....Paul J. Dolan  
**President, Baseball Operations** .....Chris Antonetti  
**General Manager**.....Mike Chernoff  
**Manager** .....Terry Francona  
 1702-1434 (20 seasons)  
 673-519 (8 seasons with Cleveland)  
**Director, Baseball Information & Player Relations**.....Bart Swain (216) 420-4386  
**Director, Communications & Player Relations** ...Court Berry-Tripp (216) 420-4391  
**Director of Team Travel** .....Mike Seghi (216) 420-4303  
**Stadium**.....Progressive Field  
**Capacity / Opened** .....34,830 / 1994

## SERIES FACTS

**Longest A's Winning Streak:** 10, July 31, 1971-August 18, 1972  
**Longest Indians Winning Streak:** 13, May 27, 1994-July 23, 1995  
**Last A's Series Sweep at Oakland (3 games):** July 14-16, 2017  
**Last A's Series Sweep at Oakland (4 games):** September 17-20, 2009  
**Last A's Series Sweep at Cleveland (3 games):** May 20-22, 2019  
**Last A's Series Sweep at Cleveland (4 games):** August 27-30, 2012  
**Last Indians Series Sweep at Oakland (3 games):** April 10-12, 2000  
**Last Indians Series Sweep at Oakland (4 games):** April 26-29, 1999  
**Last Indians Series Sweep at Cleveland (3 games):** July 29-31, 2016  
**Last Indians Series Sweep at Cleveland (4 games):** May 6-9, 2013  
**Most Runs in a Game by Oakland:** 17, August 2, 2001 (17-4)  
**Most Runs in a Game by Cleveland:** 20, May 4, 1991 (20-6)  
**Widest Margin of Victory by Oakland:** 13, August 2, 2001 (17-4)  
**Widest Margin of Victory by Cleveland:** 14, May 4, 1991 (20-6)

## SERIES BREAKDOWN

|                             | W          | L           | PCT.        |
|-----------------------------|------------|-------------|-------------|
| PHI vs. Indians (1901-54)   | 529        | 642         | .452        |
| KC vs. Indians (1955-67)    | 106        | 151         | .412        |
| OAK vs. Indians (1968-2019) | 283        | 242         | .539        |
| <b>Totals</b>               | <b>918</b> | <b>1035</b> | <b>.470</b> |
| <b>at the Coliseum</b>      | <b>150</b> | <b>106</b>  | <b>.586</b> |
| <b>at Progressive Field</b> | <b>48</b>  | <b>67</b>   | <b>.417</b> |

## 2021 SCHEDULE

| Dates      | Site | Times             |
|------------|------|-------------------|
| July 16-18 | OAK  | 6:40, 1:07, 1:07  |
| Aug. 10-12 | CLE  | 4:10, 4:10, 10:10 |

## 2019 RECAP

| Date          | H-A        | W-L          | Score | Winner      | Losers    |
|---------------|------------|--------------|-------|-------------|-----------|
| 5/10          | H          | W            | 4-3   | Soria       | Hand      |
| 5/11          | H          | W            | 3-2   | Treinen     | Cole      |
| 5/12          | H          | L            | 3-5   | Rodríguez   | Mengden   |
| 5/20          | A          | W            | 6-4   | B. Anderson | Carrasco  |
| 5/21          | A          | W            | 5-3   | Hendriks    | Bauer     |
| 5/22          | A          | W            | 7-2   | Montas      | Rodríguez |
| <b>Totals</b> | <b>5-1</b> | <b>28-19</b> |       |             |           |

## YEAR-BY-YEAR SERIES RESULTS

| Year | Home | Road | Totals | Year | Home | Road | Totals | Year          | Home           | Road           | Totals         |
|------|------|------|--------|------|------|------|--------|---------------|----------------|----------------|----------------|
| 1968 | 7-2  | 5-4  | 12-6   | 1986 | 2-4  | 0-6  | 2-10   | 2004          | 2-1            | 1-5            | 3-6            |
| 1969 | 3-3  | 4-2  | 7-5    | 1987 | 4-2  | 4-2  | 8-4    | 2005          | 2-1            | 1-5            | 3-6            |
| 1970 | 3-3  | 2-4  | 5-7    | 1988 | 5-1  | 3-3  | 8-4    | 2006          | 4-2            | 2-1            | 6-3            |
| 1971 | 4-2  | 4-2  | 8-4    | 1989 | 4-2  | 6-0  | 10-2   | 2007          | 2-1            | 2-5            | 4-6            |
| 1972 | 6-0  | 4-2  | 10-2   | 1990 | 5-1  | 3-3  | 8-4    | 2008          | 2-1            | 2-4            | 4-5            |
| 1973 | 5-1  | 4-2  | 9-3    | 1991 | 3-3  | 4-2  | 7-5    | 2009          | 4-0            | 1-2            | 5-2            |
| 1974 | 4-2  | 3-3  | 7-5    | 1992 | 3-3  | 3-3  | 6-6    | 2010          | 2-1            | 4-2            | 6-3            |
| 1975 | 5-1  | 5-1  | 10-2   | 1993 | 2-4  | 2-4  | 4-8    | 2011          | 1-2            | 1-3            | 2-5            |
| 1976 | 4-2  | 4-2  | 8-4    | 1994 | 0-3  | 0-3  | 0-6    | 2012          | 4-2            | 4-0            | 8-2            |
| 1977 | 1-4  | 2-3  | 3-7    | 1995 | 0-3  | 0-4  | 0-7    | 2013          | 2-1            | 0-4            | 2-5            |
| 1978 | 3-2  | 3-3  | 6-4    | 1996 | 4-2  | 2-4  | 6-6    | 2014          | 1-2            | 3-0            | 4-2            |
| 1979 | 3-3  | 1-5  | 4-8    | 1997 | 2-3  | 2-4  | 4-7    | 2015          | 2-2            | 2-1            | 4-3            |
| 1980 | 4-2  | 2-4  | 6-6    | 1998 | 4-1  | 4-2  | 8-3    | 2016          | 2-1            | 0-3            | 2-4            |
| 1981 | 1-1  | 1-2  | 2-3    | 1999 | 1-5  | 1-5  | 2-10   | 2017          | 3-0            | 1-3            | 4-3            |
| 1982 | 3-3  | 5-1  | 8-4    | 2000 | 3-3  | 3-3  | 6-6    | 2018          | 2-1            | 2-1            | 4-2            |
| 1983 | 1-5  | 4-2  | 5-7    | 2001 | 1-3  | 2-1  | 3-4    | 2019          | 2-1            | 3-0            | 5-1            |
| 1984 | 2-4  | 3-3  | 5-7    | 2002 | 1-2  | 4-0  | 5-2    | <b>Totals</b> | <b>150-106</b> | <b>133-136</b> | <b>283-242</b> |
| 1985 | 5-1  | 4-2  | 9-3    | 2003 | 5-1  | 1-2  | 6-3    |               |                |                |                |

# DETROIT TIGERS



American League Central  
Comerica Park  
2100 Woodward Avenue  
Detroit, MI 48201  
Switchboard: (313) 471-2000  
Press Box: (313) 471-2103, 2104  
Media Relations: (313) 471-2000  
Media Relations FAX: (313) 471-2138

President and CEO, Ilitch Holdings, Inc.....Christopher Ilitch  
Exec. Vice President, Baseball Operations & General Manager..... Al Avila  
Manager.....AJ Hinch  
570-452 (7 years)  
0-0 (1st season with Detroit)  
Ron Colangelo (313) 471-2024  
Vice President, Communications.....Ben Fidelman (313) 471-2227  
Manager, Communications.....Ben Fidelman (313) 471-2227  
Director, Team Travel.....Brian Britten (313) 471-2276  
Stadium.....Comerica Park  
Capacity / Opened.....41,083 / 2000

## SERIES FACTS

Longest A's Winning Streak: 16, May 6, 2017 to May 19, 2019  
Longest Tigers Winning Streak: 7, September 14, 1997-August 14, 1998  
Last A's Series Sweep at Oakland (3 games): August 3-5, 2018  
Last A's Series Sweep at Oakland (4 games): None  
Last A's Series Sweep at Detroit (3 games): September 18-20, 2017  
Last A's Series Sweep at Detroit (4 games): May 16-19, 2019  
Last Tigers Series Sweep at Oakland (3 games): None  
Last Tigers Series Sweep at Oakland (4 games): None  
Last Tigers Series Sweep at Detroit (3 games): June 30-July 2, 2014  
Last Tigers Series Sweep at Detroit (4 games): August 10-12, 1965  
Most Runs in a Game by Oakland: 17, May 16, 2019 (17-3)  
Most Runs in a Game by Detroit: 20, April 13, 1993 (20-4)  
Widest Margin of Victory by Oakland: 14, May 16, 2019 (17-3)  
Widest Margin of Victory by Detroit: 16, April 13, 1993 (20-4)

## SERIES BREAKDOWN

|                            | W          | L           | PCT.        |
|----------------------------|------------|-------------|-------------|
| PHI vs. Tigers (1901-54)   | 562        | 601         | .483        |
| KC vs. Tigers (1955-67)    | 106        | 152         | .411        |
| OAK vs. Tigers (1968-2019) | 270        | 248         | .521        |
| <b>Totals</b>              | <b>938</b> | <b>1001</b> | <b>.484</b> |
| at the Coliseum            | 147        | 112         | .568        |
| at Comerica Park           | 45         | 28          | .616        |

## 2021 SCHEDULE

| Dates           | Site | Times             |
|-----------------|------|-------------------|
| April 15-18     | OAK  | 6:40, 1:07, 1:07  |
| Aug. 31-Sept. 2 | DET  | 4:10, 4:10, 10:10 |

## 2019 RECAP

| Date          | H-A        | W-L          | Score | Winner    | Loser      |
|---------------|------------|--------------|-------|-----------|------------|
| 5/16          | A          | W            | 17-3  | Bassitt   | Turnbull   |
| 5/17          | A          | W            | 7-2   | Montas    | Norris     |
| 5/18          | A          | W            | 4-1   | Mengden   | Boyd       |
| 5/19          | A          | W            | 7-3   | Fiers     | Reininger  |
| 9/6           | H          | L            | 4-5   | Schreiber | Blackburn  |
| 9/7           | H          | W            | 10-2  | Bassitt   | Zimmermann |
| 9/8           | H          | W            | 3-1   | Manaea    | Norris     |
| <b>Totals</b> | <b>6-1</b> | <b>52-17</b> |       |           |            |

## YEAR-BY-YEAR SERIES RESULTS

| Year | Home | Road | Totals | Year | Home | Road | Totals | Year          | Home            | Road           | Totals         |
|------|------|------|--------|------|------|------|--------|---------------|-----------------|----------------|----------------|
| 1968 | 3-6  | 2-7  | 5-13   | 1987 | 4-2  | 3-3  | 7-5    | 2006          | 3-3             | 1-2            | 4-5            |
| 1969 | 3-3  | 2-4  | 5-7    | 1988 | 4-2  | 4-2  | 8-4    | 2007          | 4-2             | 2-2            | 6-4            |
| 1970 | 3-3  | 3-3  | 6-6    | 1989 | 4-2  | 4-2  | 8-4    | 2008          | 3-0             | 3-3            | 6-3            |
| 1971 | 4-2  | 4-2  | 8-4    | 1990 | 4-2  | 2-4  | 6-6    | 2009          | 4-2             | 0-3            | 4-5            |
| 1972 | 4-2  | 4-2  | 8-4    | 1991 | 4-2  | 4-2  | 8-4    | 2010          | 0-2             | 3-1            | 3-3            |
| 1973 | 4-2  | 1-5  | 5-7    | 1992 | 4-2  | 2-4  | 6-6    | 2011          | 4-4             | 1-1            | 5-5            |
| 1974 | 3-3  | 4-2  | 7-5    | 1993 | 3-3  | 1-5  | 4-8    | 2012          | 2-2             | 1-2            | 3-4            |
| 1975 | 2-4  | 4-2  | 6-6    | 1994 | 3-0  | 1-5  | 4-5    | 2013          | 1-2             | 3-1            | 4-3            |
| 1976 | 4-2  | 2-4  | 6-6    | 1995 | 2-0  | 1-2  | 3-2    | 2014          | 2-2             | 0-3            | 2-5            |
| 1977 | 3-2  | 2-3  | 5-5    | 1996 | 3-3* | 5-1  | 8-4    | 2015          | 1-2             | 3-0            | 4-2            |
| 1978 | 2-3  | 2-3  | 4-6    | 1997 | 2-4  | 2-3  | 4-7    | 2016          | 2-1             | 1-3            | 3-4            |
| 1979 | 2-4  | 3-3  | 5-7    | 1998 | 3-3  | 1-4  | 4-7    | 2017          | 2-1             | 3-0            | 5-1            |
| 1980 | 4-2  | 2-4  | 6-6    | 1999 | 2-2  | 4-2  | 6-4    | 2018          | 3-0             | 4-0            | 7-0            |
| 1981 | 2-1  | 0-0  | 2-1    | 2000 | 3-3  | 1-3  | 4-6    | 2019          | 2-1             | 4-0            | 6-1            |
| 1982 | 2-4  | 1-5  | 3-9    | 2001 | 2-1  | 4-0  | 6-1    | <b>Totals</b> | <b>149-114*</b> | <b>121-134</b> | <b>270-248</b> |
| 1983 | 4-2  | 2-4  | 6-6    | 2002 | 3-1  | 3-0  | 6-1    |               |                 |                |                |
| 1984 | 3-3  | 0-6  | 3-9    | 2003 | 2-1  | 4-2  | 6-3    |               |                 |                |                |
| 1985 | 2-4  | 2-4  | 4-8    | 2004 | 3-3  | 2-1  | 5-4    |               |                 |                |                |
| 1986 | 4-2  | 2-4  | 6-6    | 2005 | 3-0  | 2-1  | 5-1    |               |                 |                |                |

\*includes 2-2 in Las Vegas

# HOUSTON ASTROS



American League West  
Minute Maid Park  
501 Crawford St.  
Houston, TX 77002  
Switchboard: (713) 259-8000  
Press Box: (713) 259-8574  
Media Relations: (713) 259-8900  
Media Relations FAX: (713) 259-8025

Owner & Chairman.....Jim Crane  
General Manager.....James Click  
Manager.....Dusty Baker  
1892-1667 (23 seasons)  
29-31 (1 season with Houston)  
Vice President, Communications.....Gene Dias (713) 259-8985  
Senior Manager, Communications.....Steve Grande (713) 447-2774  
Stadium.....Minute Maid Park  
Capacity / Opened.....41,168 / 2000

## SERIES FACTS

Longest A's Winning Streak: 12, June 13, 2007-July 22, 2013  
Longest Astros Winning Streak: 10, July 20, 2016 to April 28, 2017  
Last A's Series Sweep at Oakland (3 games): August 7-9, 2020  
Last A's Series Sweep at Oakland (4 games): September 8-10, 2017  
Last A's Series Sweep at Houston (3 games): May 24-26, 2013  
Last A's Series Sweep at Houston (4 games): None  
Last Astros Series Sweep at Oakland (3 games): May 31-June 2, 2019  
Last Astros Series Sweep at Oakland (4 games): June 19-22, 2017  
Last Astros Series Sweep at Houston (3 games): April 5-7, 2019  
Last Astros Series Sweep at Houston (4 games): None  
Most Runs in a Game by Oakland: 21, September 10, 2019 (21-7)  
Most Runs in a Game by Houston: 16, May 7, 2018 (16-2)  
Widest Margin of Victory by Oakland: 14, September 10, 2019 (21-7)  
Widest Margin of Victory by Houston: 15, September 9, 2019 (15-0)

## SERIES BREAKDOWN

|                            | W         | L         | PCT.        |
|----------------------------|-----------|-----------|-------------|
| OAK vs. Astros (2002-2020) | 75        | 74        | .504        |
| <b>Totals</b>              | <b>75</b> | <b>74</b> | <b>.504</b> |
| at the Coliseum            | 42        | 35        | .545        |
| at Minute Maid Park        | 33        | 39        | .458        |

## 2021 SCHEDULE

| Dates       | Site | Times                  |
|-------------|------|------------------------|
| April 1-4   | OAK  | 7:07, 6:40, 1:07, 1:07 |
| April 8-10  | HOU  | 5:10, 5:10, 1:05       |
| May 18-20   | OAK  | 6:40, 6:40, 12:37      |
| July 6-8    | HOU  | 5:10, 5:10, 11:10      |
| Sept. 24-26 | OAK  | 6:40, 1:07, 1:07       |
| Oct. 1-3    | HOU  | 5:10, 4:10, 12:10      |

## 2020 RECAP

| Date          | H-A | W-L        | Score        | Winner    | Loser |
|---------------|-----|------------|--------------|-----------|-------|
| 8/7           | H W | 3-2        | Wendelken    | Sneed     |       |
| 8/8           | H W | 3-1        | Montas       | Valdez    |       |
| 8/9           | H W | 7-2        | Luzardo      | Javier    |       |
| 8/29          | A L | 2-4        | McCullers    | Bassitt   |       |
| 8/29          | A L | 3-6        | Greinke      | Montas    |       |
| 9/7           | H W | 6-0        | Bassitt      | Javier    |       |
| 9/8           | H W | 4-2        | Montas       | Greinke   |       |
| 9/8           | H L | 4-5        | Paredes      | Wendelken |       |
| 9/9           | H W | 3-2        | Hendriks     | Pressly   |       |
| 9/10          | H W | 3-1        | Manaea       | Urquidy   |       |
| <b>Totals</b> |     | <b>7-3</b> | <b>38-25</b> |           |       |

## YEAR-BY-YEAR SERIES RESULTS

| Year | Home | Road | Totals | Year | Home | Road | Totals | Year          | Home         | Road         | Totals       |
|------|------|------|--------|------|------|------|--------|---------------|--------------|--------------|--------------|
| 2002 | 3-0  | 0-0  | 3-0    | 2015 | 5-5  | 4-5  | 9-10   | 2019          | 4-5          | 4-6          | 8-11         |
| 2007 | 0-0  | 2-1  | 2-1    | 2016 | 4-5  | 2-8  | 6-13   | 2020          | 7-1          | 0-2          | 7-3          |
| 2013 | 7-3  | 8-1  | 15-4   | 2017 | 4-6  | 3-6  | 7-12   | <b>Totals</b> | <b>42-35</b> | <b>33-39</b> | <b>75-74</b> |
| 2014 | 6-3  | 5-5  | 11-8   | 2018 | 2-7  | 5-5  | 7-12   |               |              |              |              |

# KANSAS CITY ROYALS



American League Central  
 Kauffman Stadium  
 1 Royal Way  
 Kansas City, MO 64129  
 Switchboard: (816) 921-8000  
 Press Box: (816) 504-4391, 4392  
 Media Relations: (816) 504-4362, 4368, 4369  
 Media Relations FAX: (816) 921-5775

Chairman and CEO.....John Sherman  
 Senior VP - Baseball Operations/General Manager.....Dayton Moore  
 Manager.....Mike Matheny  
 617-508 (8 seasons)  
 23-34 (1 season with Kansas City)  
 Vice President, Communications and Broadcasting.....Mike Swanson  
 (816) 504-4713  
 Assistant Director, Communications.....Mike Cummings (816) 504-4368  
 Senior Director, Team Travel and Clubhouse Operations.....Jeff Davenport  
 (816) 504-4755  
 Stadium.....Kauffman Stadium  
 Capacity / Opened.....37,903 / 1973

## SERIES FACTS

Longest A's Winning Streak: 10, May 31, 2003-May 23, 2004  
 Longest Royals Winning Streak: 8, September 4, 1978-June 18, 1979  
 Last A's Series Sweep at Oakland (3 games): May 17-19, 2013  
 Last A's Series Sweep at Oakland (4 games): September 26-28, 1977  
 Last A's Series Sweep at Kansas City (3 games): July 16-18, 2010  
 Last A's Series Sweep at Kansas City (4 games): September 12-15, 2016  
 Last Royals Series Sweep at Oakland (3 games): June 26-28, 2015  
 Last Royals Series Sweep at Oakland (4 games): None  
 Last Royals Series Sweep at Kansas City (3 games): Sept. 2-4, 2008  
 Last Royals Series Sweep at Kansas City (4 games): August 1-4, 1994  
 Most Runs in a Game by Oakland: 21, June 18, 2000 (21-3)  
 Most Runs in a Game by Kansas City: 16 (seven times), last: September 14, 1998  
 (16-6)  
 Widest Margin of Victory by Oakland: 18, June 18, 2000 (21-3)  
 Widest Margin of Victory by Kansas City: 16, June 25, 1984 (16-0)

## SERIES BREAKDOWN

|                            | W          | L          | PCT.        |
|----------------------------|------------|------------|-------------|
| OAK vs. Royals (1969-2019) | 327        | 267        | .551        |
| <b>Total</b>               | <b>327</b> | <b>267</b> | <b>.551</b> |
| at the Coliseum            | 177        | 119        | .598        |
| at Kauffman Stadium        | 130        | 132        | .496        |

## 2021 SCHEDULE

| Dates       | Site | Times                  |
|-------------|------|------------------------|
| June 10-13  | OAK  | 6:40, 6:40, 1:07, 1:07 |
| Sept. 14-16 | KC   | 5:10, 5:10, 11:10      |

## 2019 RECAP

| Date          | H-A        | W-L          | Score | Winner    | Loser      |
|---------------|------------|--------------|-------|-----------|------------|
| 8/26          | A          | W            | 19-4  | Bailey    | Keller     |
| 8/27          | A          | W            | 2-1   | Fiers     | Montgomery |
| 8/28          | A          | L            | 4-6   | Hill      | Treinen    |
| 8/29          | A          | W            | 9-8   | Petit     | Sparkman   |
| 9/16          | H          | L            | 5-6   | McCarthy  | Hendriks   |
| 9/17          | H          | W            | 2-1   | Puk       | López      |
| 9/18          | H          | W            | 1-0   | Wendelken | Hahn       |
| <b>Totals</b> | <b>5-2</b> | <b>42-61</b> |       |           |            |

## YEAR-BY-YEAR SERIES RESULTS

| Year | Home | Road | Totals | Year | Home | Road | Totals | Year          | Home           | Road           | Totals         |
|------|------|------|--------|------|------|------|--------|---------------|----------------|----------------|----------------|
| 1969 | 4-5  | 6-3  | 10-8   | 1987 | 3-4  | 5-1  | 8-5    | 2005          | 1-2            | 3-0            | 4-2            |
| 1970 | 7-2  | 4-5  | 11-7   | 1988 | 2-4  | 3-4  | 5-8    | 2006          | 1-2            | 4-2            | 5-4            |
| 1971 | 7-2  | 6-3  | 13-5   | 1989 | 4-3  | 2-4  | 6-7    | 2007          | 2-5            | 2-1            | 4-6            |
| 1972 | 7-2  | 4-5  | 11-7   | 1990 | 5-1  | 4-3  | 9-4    | 2008          | 3-3            | 0-3            | 3-6            |
| 1973 | 6-3  | 4-5  | 10-8   | 1991 | 4-3  | 3-3  | 7-6    | 2009          | 4-1            | 2-1            | 6-2            |
| 1974 | 7-2  | 3-6  | 10-8   | 1992 | 5-1  | 4-3  | 9-4    | 2010          | 2-1            | 4-2            | 6-3            |
| 1975 | 8-1  | 3-6  | 11-7   | 1993 | 5-2  | 2-4  | 7-6    | 2011          | 3-3            | 2-1            | 5-4            |
| 1976 | 5-4  | 4-5  | 9-9    | 1994 | 1-2  | 2-5  | 3-7    | 2012          | 2-1            | 2-4            | 4-5            |
| 1977 | 5-3  | 1-6  | 6-9    | 1995 | 3-4  | 5-1  | 8-5    | 2013          | 3-0            | 2-1            | 5-1            |
| 1978 | 3-4  | 2-6  | 5-10   | 1996 | 5-1  | 2-4  | 7-5    | 2014          | 1-2            | 1-3            | 2-5            |
| 1979 | 3-4  | 1-5  | 4-9    | 1997 | 3-2  | 5-1  | 8-3    | 2015          | 0-3            | 1-2            | 1-5            |
| 1980 | 4-2  | 3-4  | 7-6    | 1998 | 3-3  | 1-4  | 4-7    | 2016          | 2-1            | 4-0            | 6-1            |
| 1981 | 1-2  | 2-1  | 3-3    | 1999 | 5-1  | 1-5  | 6-6    | 2017          | 1-2            | 2-1            | 3-3            |
| 1982 | 3-3  | 3-4  | 6-7    | 2000 | 3-3  | 5-1  | 8-4    | 2018          | 3-1            | 2-1            | 5-2            |
| 1983 | 4-3  | 2-4  | 6-7    | 2001 | 2-1  | 4-2  | 6-3    | 2019          | 2-1            | 3-1            | 5-2            |
| 1984 | 4-2  | 4-3  | 8-5    | 2002 | 5-1  | 3-0  | 8-1    | <b>Totals</b> | <b>177-119</b> | <b>150-148</b> | <b>327-267</b> |
| 1985 | 3-4  | 2-4  | 5-8    | 2003 | 2-1  | 5-1  | 7-2    |               |                |                |                |
| 1986 | 2-4  | 3-4  | 5-8    | 2004 | 4-2  | 3-0  | 7-2    |               |                |                |                |

# LOS ANGELES ANGELS



American League West  
 Angel Stadium  
 2000 Gene Autry Way  
 Anaheim, CA 92806  
**Switchboard:** (714) 940-2000  
**Press Box:** (714) 940-2705  
**Media Relations:** (714) 940-2014  
**Media Relations FAX:** (714) 940-2205

**Owner**..... Arte and Carole Moreno  
**Chairman**..... Dennis Kuhl  
**General Manager**..... Perry Minasian  
**Manager**..... Joe Maddon  
 1278-1102 (17 seasons)  
 53-58 (3 seasons with Los Angeles)  
**Director, Communications**..... Adam Chodzko (714) 940-2128  
**Manager, Communications**..... Matt Birch (714) 940-2092  
**Traveling Secretary**..... Tom Taylor (714) 940-2016  
**Stadium**..... Angel Stadium  
**Capacity / Opened**..... 45,517 / 1966

## SERIES FACTS

**Longest A's Winning Streak:** 10 (twice), last: April 26, 1991-April 20, 1992  
**Longest Angels Winning Streak:** 12, Sept. 18, 1996-Sept. 17, 1997  
**Last A's Series Sweep at Oakland (3 games):** September 3-5, 2019  
**Last A's Series Sweep at Oakland (4 games):** April 18-20, 1980  
**Last A's Series Sweep at Los Angeles (3 games):** April 9-11, 2013  
**Last A's Series Sweep at Los Angeles (4 games):** October 4-7, 2001  
**Last Angels Series Sweep at Oakland (3 games):** April 11-13, 2016  
**Last Angels Series Sweep at Oakland (4 games):** July 10-13, 1997  
**Last Angels Series Sweep at Los Angeles (3 games):** August 28-30, 2017  
**Last Angels Series Sweep at Los Angeles (4 games):** August 28-31, 2014  
**Most Runs in a Game by Oakland:** 21, September 20, 2018 (21-3)  
**Most Runs in a Game by Los Angeles:** 17, July 4, 1979 (17-6)  
**Widest Margin of Victory by Oakland:** 18, September 20, 2018 (21-3)  
**Widest Margin of Victory by Los Angeles:** 13, April 21, 2015 (14-1)

## YEAR-BY-YEAR SERIES RESULTS

| Year | Home | Road | Totals | Year | Home | Road | Totals | Year          | Home           | Road           | Totals         |
|------|------|------|--------|------|------|------|--------|---------------|----------------|----------------|----------------|
| 1968 | 7-2  | 6-3  | 13-5   | 1986 | 2-5  | 1-5  | 3-10   | 2004          | 4-5            | 5-5            | 9-10           |
| 1969 | 7-2  | 5-4  | 12-6   | 1987 | 2-4  | 5-2  | 7-6    | 2005          | 5-5            | 4-5            | 9-10           |
| 1970 | 5-4  | 5-4  | 10-8   | 1988 | 6-1  | 3-3  | 9-4    | 2006          | 3-7            | 5-4            | 8-11           |
| 1971 | 4-5  | 7-2  | 11-7   | 1989 | 4-2  | 4-3  | 8-5    | 2007          | 5-4            | 5-5            | 10-9           |
| 1972 | 5-4  | 5-4  | 10-8   | 1990 | 4-3  | 5-1  | 9-4    | 2008          | 4-5            | 5-5            | 9-10           |
| 1973 | 5-4  | 7-2  | 12-6   | 1991 | 6-0  | 6-1  | 12-1   | 2009          | 1-8            | 6-4            | 7-12           |
| 1974 | 7-2  | 5-4  | 12-6   | 1992 | 5-2  | 3-3  | 8-5    | 2010          | 6-4            | 2-7            | 8-11           |
| 1975 | 6-3  | 5-4  | 11-7   | 1993 | 4-2  | 3-4  | 7-6    | 2011          | 6-3            | 5-5            | 11-8           |
| 1976 | 6-3  | 6-3  | 12-6   | 1994 | 3-0  | 3-3  | 6-3    | 2012          | 3-6            | 7-3            | 10-9           |
| 1977 | 6-1  | 4-4  | 10-5   | 1995 | 5-1  | 2-5  | 7-6    | 2013          | 6-4            | 5-4            | 11-8           |
| 1978 | 3-5  | 3-4  | 6-9    | 1996 | 3-4  | 4-2  | 7-6    | 2014          | 6-3            | 3-7            | 9-10           |
| 1979 | 1-5  | 2-5  | 3-10   | 1997 | 0-6  | 1-5  | 1-11   | 2015          | 4-5            | 4-6            | 8-11           |
| 1980 | 6-1  | 4-2  | 10-3   | 1998 | 4-2  | 3-3  | 7-5    | 2016          | 3-6            | 4-6            | 7-12           |
| 1981 | 4-2  | 4-0  | 8-2    | 1999 | 3-3  | 1-5  | 4-8    | 2017          | 5-5            | 2-7            | 7-12           |
| 1982 | 3-4  | 1-5  | 4-9    | 2000 | 5-2  | 3-3  | 8-5    | 2018          | 5-5            | 4-5            | 9-10           |
| 1983 | 4-2  | 4-3  | 8-5    | 2001 | 7-3  | 7-3  | 14-6   | 2019          | 7-3            | 6-3            | 13-6           |
| 1984 | 2-5  | 4-2  | 6-7    | 2002 | 7-3  | 4-6  | 11-9   | 2020          | 5-2            | 1-2            | 6-4            |
| 1985 | 4-2  | 3-4  | 7-6    | 2003 | 7-3  | 5-5  | 12-8   | <b>Totals</b> | <b>240-182</b> | <b>216-204</b> | <b>456-386</b> |

## SERIES BREAKDOWN

|                                      | W          | L          | PCT.        |
|--------------------------------------|------------|------------|-------------|
| KC vs. Angels (1961-67)              | 49         | 77         | .389        |
| OAK vs. Angels (1968-2020)           | 456        | 386        | .542        |
| <b>Totals</b>                        | <b>505</b> | <b>463</b> | <b>.522</b> |
| <b>at the Coliseum</b>               | <b>240</b> | <b>182</b> | <b>.569</b> |
| <b>at Angel Stadium (since 1968)</b> | <b>216</b> | <b>204</b> | <b>.514</b> |

## 2021 SCHEDULE

| Dates          | Site | Times                  |
|----------------|------|------------------------|
| May 21-23      | LAA  | 6:38, 7:07, 1:07       |
| May 27-30      | OAK  | 6:40, 6:40, 1:07, 1:07 |
| June 14-16     | OAK  | 6:40, 6:40, 12:37      |
| July 19-20     | OAK  | 6:40, 12:37            |
| July 29-Aug. 1 | LAA  | 6:38, 1:05, 1:07       |
| Sept. 17-19    | LAA  | 6:38, 6:07, 1:07       |

## 2020 RECAP

| Date          | H-A        | W-L          | Score        | Winner  | Losers |
|---------------|------------|--------------|--------------|---------|--------|
| 7/24          | H W        | 7-3          | Smith        | Robles  |        |
| 7/25          | H L        | 1-4          | Bundy Manaea |         |        |
| 7/26          | H W        | 6-4          | Petit        | Ohtani  |        |
| 7/27          | H W        | 3-0          | Smith        | Canning |        |
| 8/10          | A L        | 9-10         | Peña         | Petit   |        |
| 8/11          | A L        | 0-6          | Bundy        | Fiers   |        |
| 8/12          | A W        | 8-4          | Bassitt      | Canning |        |
| 8/21          | H W        | 5-3          | Fiers        | Heaney  |        |
| 8/22          | H L        | 3-4          | Andriese     | Bassitt |        |
| 8/23          | H W        | 5-4          | Hendriks     | Buttrey |        |
| <b>Totals</b> | <b>6-4</b> | <b>47-42</b> |              |         |        |

# MINNESOTA TWINS



American League Central  
 Target Field  
 1 Twins Way  
 Minneapolis, MN 55403  
 Switchboard: (612) 659-3400  
 Press Box: (612) 659-3400, ext. 2400  
 Media Relations: (612) 659-3471  
 Media Relations FAX: (612) 659-4029

Executive Chair ..... Jim Pohlad  
 President & Chief Executive Office ..... Dave St. Peter  
 President, Baseball Operations ..... Derek Falvey  
 Senior Vice President, General Manager ..... Thad Levine  
 Manager ..... Rocco Baldelli  
 137-85 (2 seasons)  
 Senior Director, Communications ..... Dustin Morse (612) 659-3472  
 Senior Manager, Communications ..... Mitch Hestad (612) 659-3473  
 Senior Director, Team Travel ..... Mike Herman (612) 659-3471  
 Stadium ..... Target Field  
 Capacity / Opened ..... 38,544 / 2010

## SERIES FACTS

Longest A's Winning Streak: 12, September 11, 2013-August 9, 2014  
 Longest Twins Winning Streak: 8 (twice), last: May 21-July 20, 2003  
 Last A's Series Sweep at Oakland (3 games): May 30-June 1, 2016  
 Last A's Series Sweep at Oakland (4 games): September 19-22, 2013  
 Last A's Series Sweep at Minnesota (3 games): April 7-10, 2014  
 Last A's Series Sweep at Minnesota (4 games): April 9-12, 1981  
 Last Twins Series Sweep at Oakland (3 games): July 18-20, 1997  
 Last Twins Series Sweep at Oakland (4 games): August 13-15, 1993  
 Last Twins Series Sweep at Minnesota (3 games): May 28-30, 2012  
 Last Twins Series Sweep at Minnesota (4 games): July 12-15, 2007  
 Last Twins Series Sweep at Minnesota (5 games): July 30-Aug. 2, 1976  
 Most Runs in a Game by Oakland: 18, September 11, 2013 (18-3)  
 Most Runs in a Game by Minnesota: 20, April 27, 1980 (20-11)  
 Widest Margin of Victory by Oakland: 15 (twice), last: September 11, 2013 (18-3)  
 Widest Margin of Victory by Minnesota: 13, May 6, 2015 (13-0)

## SERIES BREAKDOWN

|                            | W           | L           | PCT.        |
|----------------------------|-------------|-------------|-------------|
| PHI vs. Senators (1901-54) | 579         | 572         | .503        |
| KC vs. Senators (1955-60)  | 68          | 64          | .515        |
| KC vs. Twins (1961-67)     | 57          | 69          | .452        |
| OAK vs. Twins (1968-2019)  | 309         | 305         | .503        |
| <b>Totals</b>              | <b>1013</b> | <b>1010</b> | <b>.501</b> |
| at the Coliseum            | 172         | 131         | .568        |
| at Target Field            | 20          | 19          | .513        |

## 2021 SCHEDULE

| Dates       | Site | Times             |
|-------------|------|-------------------|
| April 19-21 | OAK  | 6:40, 6:40, 12:37 |
| May 14-16   | MIN  | 5:10, 1:05, 11:10 |

## 2019 RECAP

| Date          | H-A        | W-L          | Score | Winner  | Loser    |
|---------------|------------|--------------|-------|---------|----------|
| 7/2           | H          | W            | 8-6   | Mengden | Odorizzi |
| 7/3           | H          | L            | 3-4   | Parker  | Trinen   |
| 7/4           | H          | W            | 7-2   | Wang    | Berrios  |
| 7/18          | A          | L            | 3-6   | Gibson  | Petit    |
| 7/19          | A          | W            | 5-4   | Bassitt | Harper   |
| 7/20          | A          | W            | 5-4   | Trinen  | Rogers   |
| 7/21          | A          | L            | 6-7   | Stewart | Hendriks |
| <b>Totals</b> | <b>4-3</b> | <b>37-32</b> |       |         |          |

## YEAR-BY-YEAR SERIES RESULTS

| Year | Home | Road | Totals | Year | Home | Road | Totals | Year          | Home           | Road           | Totals         |
|------|------|------|--------|------|------|------|--------|---------------|----------------|----------------|----------------|
| 1968 | 6-3  | 4-5  | 10-8   | 1986 | 4-3  | 3-3  | 7-6    | 2004          | 2-1            | 3-1            | 5-2            |
| 1969 | 3-6  | 2-7  | 5-13   | 1987 | 3-3  | 0-7  | 3-10   | 2005          | 3-3            | 3-1            | 6-4            |
| 1970 | 2-7  | 3-6  | 5-13   | 1988 | 4-3  | 4-2  | 8-5    | 2006          | 3-1            | 1-5            | 4-6            |
| 1971 | 5-4  | 5-4  | 10-8   | 1989 | 4-2  | 3-4  | 7-6    | 2007          | 2-1            | 0-4            | 2-5            |
| 1972 | 6-2  | 3-6  | 9-8    | 1990 | 5-2  | 2-4  | 7-6    | 2008          | 4-3            | 1-2            | 5-5            |
| 1973 | 2-7  | 2-7  | 4-14   | 1991 | 3-3  | 2-5  | 5-8    | 2009          | 4-3            | 2-1            | 6-4            |
| 1974 | 7-2  | 6-3  | 13-5   | 1992 | 4-3  | 4-2  | 8-5    | 2010          | 1-2            | 2-4            | 3-6            |
| 1975 | 6-3  | 6-3  | 12-6   | 1993 | 1-5  | 4-3  | 5-8    | 2011          | 2-3            | 2-1            | 4-4            |
| 1976 | 6-3  | 1-8  | 7-11   | 1994 | 2-2  | 3-0  | 5-2    | 2012          | 2-1            | 3-3            | 5-4            |
| 1977 | 4-3  | 2-5  | 6-8    | 1995 | 4-2  | 3-3  | 7-5    | 2013          | 4-0            | 2-1            | 6-1            |
| 1978 | 3-5  | 3-4  | 6-9    | 1996 | 4-2  | 3-4  | 7-6    | 2014          | 3-1            | 3-0            | 6-1            |
| 1979 | 2-4  | 2-5  | 4-9    | 1997 | 2-4  | 2-3  | 4-7    | 2015          | 2-1            | 1-3            | 3-4            |
| 1980 | 5-2  | 2-4  | 7-6    | 1998 | 3-3  | 4-1  | 7-4    | 2016          | 3-0            | 1-2            | 4-2            |
| 1981 | 3-0  | 5-2  | 8-2    | 1999 | 4-2  | 1-5  | 5-7    | 2017          | 2-1            | 1-2            | 3-3            |
| 1982 | 5-2  | 5-1  | 10-3   | 2000 | 2-4  | 5-1  | 7-5    | 2018          | 2-1            | 3-1            | 5-2            |
| 1983 | 4-2  | 5-2  | 9-4    | 2001 | 1-2  | 3-3  | 4-5    | 2019          | 2-1            | 2-2            | 4-3            |
| 1984 | 4-3  | 1-5  | 5-8    | 2002 | 4-2  | 2-1  | 6-3    | <b>Totals</b> | <b>172-131</b> | <b>137-174</b> | <b>309-305</b> |
| 1985 | 3-1  | 2-7  | 5-8    | 2003 | 1-2  | 0-6  | 1-8    |               |                |                |                |



# NEW YORK YANKEES



American League East  
 Yankee Stadium  
 One East 161st Street  
 Bronx, NY 10451  
**Switchboard:** (718) 293-4300  
**Press Box:** (718) 579-4460  
**Media Relations:** (718) 579-4460  
**Media Relations FAX:** (718) 293-8414

Managing General Partner / Co-Chairperson.....Harold Z. Steinbrenner  
 President.....Randy Levine, Esq.  
 Senior Vice President, General Manager.....Brian Cashman  
 Manager.....Aaron Boone  
 236-148 (3 seasons)  
 Vice President, Communications & Media Relations...Jason Zillo (718) 579-4515  
 Director, Communications & Media Relations...Michael Margolis (718) 579-4503  
 Director, Team Travel & Player Services.....Ben Tuliebitz (718) 579-4447  
 Stadium.....Yankee Stadium  
 Capacity / Opened.....46,537 / 2009

## SERIES FACTS

Longest A's Winning Streak: 16, September 9, 1989-May 1, 1991  
 Longest Yankees Winning Streak: 11, July 5, 2010-July 22, 2011  
 Last A's Series Sweep at Oakland (3 games): August 20-22, 2019  
 Last A's Series Sweep at Oakland (4 games): June 15-18, 2017  
 Last A's Series Sweep at New York (3 games): April 19-21, 2016  
 Last A's Series Sweep at New York (4 games): July 14-16, 1972  
 Last Yankees Series Sweep at Oakland (3 games): May 25-27, 2012  
 Last Yankees Series Sweep at Oakland (4 games): May 19-22, 2016  
 Last Yankees Series Sweep at New York (3 games): July 18-20, 2008  
 Last Yankees Series Sweep at New York (4 games): August 30-September 2, 2010  
 Most Runs in a Game by Oakland: 19, August 29, 1989 (19-5)  
 Most Runs in a Game by New York: 22, August 25, 2011 (22-9)  
 Widest Margin of Victory by Oakland: 14, August 29, 1989 (19-5)  
 Widest Margin of Victory by New York: 16, August 26, 1997 (18-2)

## SERIES BREAKDOWN

|                             | W          | L           | PCT.        |
|-----------------------------|------------|-------------|-------------|
| PHI vs. Orioles (1901-02)   | 21         | 18          | .538        |
| PHI vs. Yankees (1903-54)   | 445        | 665         | .401        |
| KC vs. Yankees (1955-67)    | 75         | 183         | .291        |
| OAK vs. Yankees (1968-2019) | 254        | 283         | .473        |
| <b>Totals</b>               | <b>795</b> | <b>1149</b> | <b>.409</b> |
| <b>at the Coliseum</b>      | <b>141</b> | <b>128</b>  | <b>.524</b> |
| <b>at Yankee Stadium</b>    | <b>16</b>  | <b>24</b>   | <b>.400</b> |

## 2021 SCHEDULE

| Dates      | Site | Times                  |
|------------|------|------------------------|
| June 18-20 | NY   | 4:05, 10:05, 10:05     |
| Aug. 26-29 | OAK  | 6:40, 6:40, 1:07, 1:07 |

## 2019 RECAP

| Date          | H-A        | W-L          | Score | Winner      | Loser    |
|---------------|------------|--------------|-------|-------------|----------|
| 8/20          | H          | W            | 6-2   | Bailey      | German   |
| 8/21          | H          | W            | 6-4   | Fiers       | Happ     |
| 8/22          | H          | W            | 5-3   | Roark       | Tanaka   |
| 8/30          | A          | W            | 8-2   | B. Anderson | Kahnle   |
| 8/31          | A          | L            | 3-4   | Gerrin      | Trivino  |
| 9/1           | A          | L            | 4-5   | Ottavino    | Hendriks |
| <b>Totals</b> | <b>4-2</b> | <b>32-20</b> |       |             |          |

## YEAR-BY-YEAR SERIES RESULTS

| Year | Home | Road | Totals | Year | Home | Road | Totals | Year          | Home           | Road           | Totals         |
|------|------|------|--------|------|------|------|--------|---------------|----------------|----------------|----------------|
| 1968 | 2-7  | 6-3  | 8-10   | 1986 | 4-2  | 3-3  | 7-5    | 2004          | 1-2            | 1-5            | 2-7            |
| 1969 | 5-1  | 1-5  | 6-6    | 1987 | 4-2  | 3-3  | 7-5    | 2005          | 1-5            | 1-2            | 2-7            |
| 1970 | 4-2  | 2-4  | 6-6    | 1988 | 4-2  | 2-4  | 6-6    | 2006          | 2-1            | 4-2            | 6-3            |
| 1971 | 2-4  | 5-1  | 7-5    | 1989 | 4-2  | 5-1  | 9-3    | 2007          | 2-1            | 2-1            | 4-2            |
| 1972 | 4-2  | 5-1  | 9-3    | 1990 | 6-0  | 6-0  | 12-0   | 2008          | 1-2            | 0-3            | 1-5            |
| 1973 | 5-1  | 3-3  | 8-4    | 1991 | 3-3  | 3-3  | 6-6    | 2009          | 1-2            | 1-5            | 2-7            |
| 1974 | 3-3  | 2-4  | 5-7    | 1992 | 4-2  | 2-4  | 6-6    | 2010          | 1-5            | 0-4            | 1-9            |
| 1975 | 3-3  | 3-3  | 6-6    | 1993 | 4-2  | 2-4  | 6-6    | 2011          | 0-3            | 3-3            | 3-6            |
| 1976 | 2-4  | 4-2  | 6-6    | 1994 | 2-4  | 3-3  | 5-7    | 2012          | 4-3            | 1-2            | 5-5            |
| 1977 | 1-4  | 1-5  | 2-9    | 1995 | 5-1  | 4-3  | 9-4    | 2013          | 3-0            | 2-1            | 5-1            |
| 1978 | 2-3  | 0-5  | 2-8    | 1996 | 1-5  | 2-4  | 3-9    | 2014          | 2-1            | 2-1            | 4-2            |
| 1979 | 1-5  | 2-4  | 3-9    | 1997 | 3-2  | 2-4  | 5-6    | 2015          | 3-1            | 1-2            | 4-3            |
| 1980 | 3-3  | 1-5  | 4-8    | 1998 | 2-4  | 1-4  | 3-8    | 2016          | 0-4            | 3-0            | 3-4            |
| 1981 | 2-2  | 1-2  | 3-4    | 1999 | 2-4  | 2-2  | 4-6    | 2017          | 4-0            | 1-2            | 5-2            |
| 1982 | 3-3  | 2-4  | 5-7    | 2000 | 1-2  | 2-4  | 3-6    | 2018          | 2-1            | 1-2            | 3-3            |
| 1983 | 2-4  | 2-4  | 4-8    | 2001 | 6-0  | 0-3  | 6-3    | 2019          | 3-0            | 1-2            | 4-2            |
| 1984 | 3-3  | 1-5  | 4-8    | 2002 | 1-2  | 3-3  | 4-5    | <b>Totals</b> | <b>141-128</b> | <b>113-155</b> | <b>254-283</b> |
| 1985 | 4-2  | 1-5  | 5-7    | 2003 | 4-2  | 2-1  | 6-3    |               |                |                |                |

# SEATTLE MARINERS



American League West  
 T-Mobile Park  
 1250 First Avenue South  
 Seattle, WA 98134  
 Switchboard: (206) 346-4000  
 Press Box: (206) 346-4639, 4622  
 Media Relations: (206) 346-4000

Chairman & Managing Partner ..... John Stanton  
 President & Chief Executive Officer ..... Kevin Mather  
 Executive V.P. & General Manager, Baseball Operations ..... Jerry Dipoto  
 Manager ..... Scott Servais  
 348-360 (5 seasons)  
 Vice President, Communications ..... Tim Hevly (206) 346-4402  
 Senior Manager, Baseball Information ..... Kelly Munro (206) 346-4401  
 Director, Major League Operations ..... Jack Mosimann (2016) 817-6986  
 Stadium ..... T-Mobile Park  
 Capacity / Opened ..... 47,480 / 1999

## SERIES FACTS

Longest A's Winning Streak: 15, April 7-August 16, 2006  
 Longest Mariners Winning Streak: 8, July 9-September 26, 2017  
 Last A's Series Sweep at Oakland (3 games): May 24-26, 2019  
 Last A's Series Sweep at Oakland (4 games): September 10-13, 1992  
 Last A's Series Sweep at Seattle (3 games): April 8-10, 2016  
 Last A's Series Sweep at Seattle (4 games): Sept. 30-Oct. 3, 2010  
 Last Mariners Series Sweep at Oakland (3 games): September 9-11, 2016  
 Last Mariners Series Sweep at Oakland (4 games): None  
 Last Mariners Series Sweep at Seattle (3 games): September 1-3, 2017  
 Last Mariners Series Sweep at Seattle (4 games): August 12-15, 1991  
 Most Runs in a Game by Oakland: 16, April 17, 1981 (16-1)  
 Most Runs in a Game by Seattle: 15 (three times), last: August 6, 1995 (15-8)  
 Widest Margin of Victory by Oakland: 15, April 17, 1981 (16-1)  
 Widest Margin of Victory by Seattle: 13, July 2, 2003 (13-0)

## SERIES BREAKDOWN

|                              | W          | L          | PCT.        |
|------------------------------|------------|------------|-------------|
| OAK vs. Mariners (1977-2020) | 366        | 305        | .545        |
| <b>Totals</b>                | <b>366</b> | <b>305</b> | <b>.545</b> |
| at the Coliseum              | 197        | 136        | .592        |
| at T-Mobile Park             | 92         | 102        | .474        |

## 2021 SCHEDULE

| Dates         | Site | Times                   |
|---------------|------|-------------------------|
| May 24-26     | OAK  | 6:40, 6:40, 12:37       |
| May 31-June 2 | SEA  | 1:10, 7:10, 7:10        |
| July 22-25    | SEA  | 7:10, 7:10, 1:10        |
| Aug. 23-24    | OAK  | 6:40, 12:37             |
| Sept. 20-23   | OAK  | 6:40, 6:40, 6:40, 12:37 |
| Sept. 27-29   | SEA  | 7:10, 7:10, 7:10        |

## 2020 RECAP

| Date          | H-A        | W-L          | Score | Winner   | Loser     |
|---------------|------------|--------------|-------|----------|-----------|
| 7/31          | A          | L            | 3-5   | Walker   | Manaea    |
| 8/1           | A          | W            | 3-2   | Soria    | Altavilla |
| 8/2           | A          | W            | 3-2   | Bassitt  | Graveman  |
| 8/3           | A          | W            | 11-1  | Montas   | Sheffield |
| 9/14          | A          | L            | 5-6   | Gonzales | Soria     |
| 9/14          | A          | W            | 9-0   | Minor    | Yacobonis |
| 9/25          | H          | W            | 3-1   | Diekman  | Gerber    |
| 9/26          | H          | L            | 1-5   | Graveman | Hendriks  |
| 9/26          | H          | L            | 3-12  | Dunn     | Blackburn |
| 9/27          | H          | W            | 6-2   | Petit    | Hirano    |
| <b>Totals</b> | <b>6-4</b> | <b>47-36</b> |       |          |           |

## YEAR-BY-YEAR SERIES RESULTS

| Year | Home | Road | Totals | Year | Home | Road | Totals | Year          | Home            | Road           | Totals         |
|------|------|------|--------|------|------|------|--------|---------------|-----------------|----------------|----------------|
| 1977 | 3-4  | 4-4  | 7-8    | 1993 | 3-3  | 6-1  | 9-4    | 2009          | 4-6             | 1-8            | 5-14           |
| 1978 | 7-1  | 6-1  | 13-2   | 1994 | 2-2  | 2-1  | 4-3    | 2010          | 7-2             | 6-4            | 13-6           |
| 1979 | 5-1  | 3-4  | 8-5    | 1995 | 5-2  | 2-4  | 7-6    | 2011          | 5-4             | 4-6            | 9-10           |
| 1980 | 4-3  | 4-2  | 8-5    | 1996 | 5-2  | 3-3  | 8-5    | 2012          | 6-4             | 6-3            | 12-7           |
| 1981 | 3-1  | 3-0  | 6-1    | 1997 | 2-4  | 3-3  | 5-7    | 2013          | 4-6             | 4-5            | 8-11           |
| 1982 | 4-3  | 2-4  | 6-7    | 1998 | 3-3  | 2-4  | 5-7    | 2014          | 4-6             | 5-4            | 9-10           |
| 1983 | 4-2  | 5-2  | 9-4    | 1999 | 4-2  | 2-4  | 6-6    | 2015          | 3-7             | 3-6            | 6-13           |
| 1984 | 6-1  | 2-4  | 8-5    | 2000 | 4-2  | 5-2  | 9-4    | 2016          | 1-8             | 6-4            | 7-12           |
| 1985 | 5-1  | 3-4  | 8-5    | 2001 | 5-5  | 4-5  | 9-10   | 2017          | 4-5             | 3-7            | 7-12           |
| 1986 | 5-2  | 5-1  | 10-3   | 2002 | 4-5  | 4-6  | 8-11   | 2018          | 5-5             | 4-5            | 9-10           |
| 1987 | 3-3  | 2-5  | 5-8    | 2003 | 5-5  | 2-7  | 7-12   | 2019          | 6-4             | 4-5            | 10-9           |
| 1988 | 5-2  | 4-2  | 9-4    | 2004 | 7-3  | 4-5  | 11-8   | 2020          | 2-2             | 4-2            | 6-4            |
| 1989 | 5-1  | 4-3  | 9-4    | 2005 | 6-3  | 6-3  | 12-6   | <b>Totals</b> | <b>198-139*</b> | <b>168-166</b> | <b>366-305</b> |
| 1990 | 4-3  | 5-1  | 9-4    | 2006 | 9-0  | 8-2  | 17-2   |               |                 |                |                |
| 1991 | 6-0  | 0-7  | 6-7    | 2007 | 1-8  | 4-6  | 5-14   |               |                 |                |                |
| 1992 | 7-0  | 5-1  | 12-1   | 2008 | 6-3  | 4-6  | 10-9   |               |                 |                |                |

\*includes 1-3 in Tokyo, Japan

# TAMPA BAY RAYS



American League East  
Tropicana Field  
One Tropicana Drive  
St. Petersburg, FL 33705  
Switchboard: (727) 825-3137  
Press Box: (727) 825-3129  
Media Relations: (727) 825-3242  
Communications FAX: (727) 825-3111

Principal Owner .....Stuart Sternberg  
President.....Brian Auld  
President.....Matt Silverman  
Manager.....Kevin Cash  
454-416 (6 seasons)  
Director, Communications.....Ryan Sheets (727) 825-3237  
Manager, Baseball Communications.....Craig Vanderkam (727) 825-3473  
Director, Team Travel & Logistics.....Chris Westmoreland  
Stadium.....Tropicana Field  
Capacity / Opened.....25,025 / 1998

## SERIES FACTS

Longest A's Winning Streak: 7 (twice), last: September 2, 2001-May 26, 2002  
Longest Rays Winning Streak: 6, May 26-September 4, 1998  
Last A's Series Sweep at Oakland (3 games): August 30-September 1, 2013  
Last A's Series Sweep at Oakland (4 games): None  
Last A's Series Sweep at Tampa Bay (3 games): None  
Last A's Series Sweep at Tampa Bay (4 games): September 10-13, 1999  
Last Rays Series Sweep at Oakland (3 games): None  
Last Rays Series Sweep at Oakland (4 games): None  
Last Rays Series Sweep at Tampa Bay (3 games): April 19-21, 2013  
Last Rays Series Sweep at Tampa Bay (4 games): July 24-27, 1998  
Most Runs in a Game by Oakland: 17, September 15, 2000 (17-3)  
Most Runs in a Game by Tampa Bay: 14 (twice), last: August 25, 2007 (14-3)  
Widest Margin of Victory by Oakland: 13, May 30, 2001 (15-2)  
Widest Margin of Victory by Tampa Bay: 11, August 25, 2007 (14-3)

## SERIES BREAKDOWN

|                          | W          | L         | PCT.        |
|--------------------------|------------|-----------|-------------|
| OAK vs. Rays (1998-2019) | 109        | 76        | .589        |
| <b>Totals</b>            | <b>109</b> | <b>76</b> | <b>.589</b> |
| at the Coliseum          | 60         | 32        | .652        |
| at Tropicana Field       | 49         | 44        | .527        |

## 2021 SCHEDULE

| Dates       | Site | Times                   |
|-------------|------|-------------------------|
| April 26-29 | TB   | 4:10, 4:10, 4:10, 10:10 |
| May 7-9     | OAK  | 6:40, 1:07, 1:07        |

## 2019 RECAP

| Date          | H-A        | W-L          | Score | Winner    | Loser       |
|---------------|------------|--------------|-------|-----------|-------------|
| 6/10          | A          | L            | 2-6   | Morton    | T. Anderson |
| 6/11          | A          | W            | 4-3   | Fiers     | Pagan       |
| 6/12          | A          | W            | 6-2   | Hendriks  | Kolarek     |
| 6/20          | H          | W            | 5-4   | Trivino   | Castillo    |
| 6/21          | H          | L            | 3-5   | Pruitt    | T. Anderson |
| 6/22          | H          | W            | 4-2   | Petit     | Castillo    |
| 6/23          | H          | L            | 2-8   | Yarbrough | B. Anderson |
| <b>Totals</b> | <b>4-3</b> | <b>26-30</b> |       |           |             |

## YEAR-BY-YEAR SERIES RESULTS

| Year | Home | Road | Totals | Year | Home | Road | Totals | Year          | Home         | Road         | Totals        |
|------|------|------|--------|------|------|------|--------|---------------|--------------|--------------|---------------|
| 1998 | 3-2  | 2-4  | 5-6    | 2006 | 4-2  | 2-1  | 6-3    | 2014          | 2-1          | 2-1          | 4-2           |
| 1999 | 5-1  | 4-0  | 9-1    | 2007 | 1-2  | 3-4  | 4-6    | 2015          | 1-2          | 2-2          | 3-4           |
| 2000 | 3-1  | 4-1  | 7-2    | 2008 | 2-4  | 1-2  | 3-6    | 2016          | 3-1          | 2-1          | 5-2           |
| 2001 | 5-1  | 2-1  | 7-2    | 2009 | 2-1  | 4-3  | 6-4    | 2017          | 1-2          | 1-3          | 2-5           |
| 2002 | 3-0  | 5-1  | 8-1    | 2010 | 4-3  | 0-2  | 4-5    | 2018          | 1-3          | 1-2          | 2-5           |
| 2003 | 5-1  | 1-2  | 6-3    | 2011 | 3-1  | 2-1  | 5-2    | 2019          | 2-2          | 2-1          | 4-3           |
| 2004 | 3-0  | 4-2  | 7-2    | 2012 | 1-2  | 4-2  | 5-4    | <b>Totals</b> | <b>60-32</b> | <b>49-44</b> | <b>109-76</b> |
| 2005 | 3-0  | 1-5  | 4-5    | 2013 | 3-0  | 0-3  | 3-3    |               |              |              |               |

## MAJOR LEAGUE BASEBALL DIRECTORY

Office of the Commissioner • 245 Park Avenue • New York, NY 10167 • (212) 931-7800

Chief Communications Officer: Pat Courtney (212) 931-7878  
Vice President, Communications: John Blundell (212) 931-7885  
Vice President, Business Communications: Matt Bourne (212) 931-7882  
Vice President, Corporate Communications: Matthew Gould (212) 485-8959  
Vice President, Communications: Mike Teevan (212) 931-7879



# TEXAS RANGERS



American League West  
 Globe Life Field  
 734 Stadium Drive  
 Arlington, TX 76011  
**Switchboard:** (817) 533-1972  
**Press Box:** (817) 533-1914  
**Media Relations:** (817) 273-5203

Chairman & Managing Partner .....Ray Davis  
 President, Baseball Operations .....Jon Daniels  
 Manager .....Chris Woodward  
 100-122 (2 seasons)  
 Executive Vice President, Communications .....John Blake (817) 533-1656  
 Senior Director, Communications .....Rich Rice (817) 533-1657  
 Manager, Baseball Information .....Matt Mallian (817) 533-1662  
 Director, Travel .....Josh Shelton  
 Stadium .....Globe Life Field  
 Capacity / Opened .....40,518/ 2020

## SERIES FACTS

Longest A's Winning Streak: 9 (twice), last: June 26, 2003-April 6, 2004  
 Longest Rangers Winning Streak: 13, July 6, 1977-May 18, 1978  
 Last A's Series Sweep at Oakland (3 games): August 4-6, 2020  
 Last A's Series Sweep at Oakland (4 games): None  
 Last A's Series Sweep at Texas (3 games): September 13-15, 2019  
 Last A's Series Sweep at Texas (4 games): July 23-26, 2018  
 Last Rangers Series Sweep at Oakland (3 games): September 22-24, 2015  
 Last Rangers Series Sweep at Oakland (4 games): September 23-25, 1977  
 Last Rangers Series Sweep at Texas (3 games): May 12-14, 2017  
 Last Rangers Series Sweep at Texas (4 games): July 7-10, 2011  
 Most Runs in a Game by Oakland: 23, September 30, 2000 (23-2)  
 Most Runs in a Game by Texas: 17, May 5, 2000 (17-16)  
 Widest Margin of Victory by Oakland: 21, September 30, 2000 (23-2)  
 Widest Margin of Victory by Texas: 14, August 9, 2006 (14-0)

## SERIES BREAKDOWN

|                             | W          | L          | PCT.        |
|-----------------------------|------------|------------|-------------|
| KC vs. Senators (1961-67)   | 63         | 62         | .504        |
| OAK vs. Senators (1968-71)  | 34         | 20         | .630        |
| OAK vs. Rangers (1972-2020) | 385        | 376        | .506        |
| <b>Totals</b>               | <b>482</b> | <b>458</b> | <b>.513</b> |
| at the Coliseum             | 203        | 176        | .536        |
| at Globe Life Field         | 4          | 3          | .571        |

## 2021 SCHEDULE

| Dates          | Site | Times                   |
|----------------|------|-------------------------|
| June 21-24     | TEX  | 5:05, 5:05, 5:05, 11:05 |
| June 29-July 1 | OAK  | 6:40, 6:40, 12:37       |
| July 9-11      | TEX  | 5:05, 1:05, 11:35       |
| Aug. 6-8       | OAK  | 6:40, 1:07, 1:07        |
| Aug. 13-15     | TEX  | 5:05, 4:05, 11:35       |
| Sept. 10-12    | OAK  | 6:40, 1:07, 1:07        |

## 2020 RECAP

| Date          | H-A        | W-L          | Score | Winner    | Loser     |
|---------------|------------|--------------|-------|-----------|-----------|
| 8/4           | H          | W            | 5-1   | Hendriks  | Vólquez   |
| 8/5           | H          | W            | 6-4   | McFarland | Gibaut    |
| 8/6           | H          | W            | 6-4   | Fiers     | Minor     |
| 8/24          | A          | L            | 2-3   | Lynn      | Luzardo   |
| 8/25          | A          | W            | 10-3  | Manawa    | Gibson    |
| 8/26          | A          | W            | 3-1   | Fiers     | Allard    |
| 9/11          | A          | W            | 10-6  | Fiers     | Garcia    |
| 9/12          | A          | L            | 2-5   | Benjamin  | Jefferies |
| 9/12          | A          | W            | 10-1  | Bassitt   | Allard    |
| 9/13          | A          | L            | 3-6   | Lynn      | Montas    |
| <b>Totals</b> | <b>7-3</b> | <b>57-34</b> |       |           |           |

## YEAR-BY-YEAR SERIES RESULTS

| Year | Home | Road | Totals | Year | Home | Road | Totals | Year          | Home           | Road           | Totals         |
|------|------|------|--------|------|------|------|--------|---------------|----------------|----------------|----------------|
| 1972 | 4-2  | 7-2  | 11-4   | 1989 | 4-3  | 4-2  | 8-5    | 2006          | 4-5            | 5-5            | 9-10           |
| 1973 | 7-2  | 4-5  | 11-7   | 1990 | 3-3  | 5-2  | 8-5    | 2007          | 6-4            | 3-6            | 9-10           |
| 1974 | 3-6  | 5-4  | 8-10   | 1991 | 2-5  | 2-4  | 4-9    | 2008          | 4-6            | 3-6            | 7-12           |
| 1975 | 6-3  | 6-3  | 12-6   | 1992 | 4-2  | 5-2  | 9-4    | 2009          | 6-4            | 5-4            | 11-8           |
| 1976 | 4-5  | 3-6  | 7-11   | 1993 | 4-3  | 1-5  | 5-8    | 2010          | 5-5            | 4-5            | 9-10           |
| 1977 | 2-6  | 0-7  | 2-13   | 1994 | 3-3  | 4-0  | 7-3    | 2011          | 4-6            | 2-7            | 6-13           |
| 1978 | 4-2  | 2-7  | 6-9    | 1995 | 3-4  | 2-4  | 5-8    | 2012          | 7-2            | 4-6            | 11-8           |
| 1979 | 1-6  | 1-5  | 2-11   | 1996 | 3-3  | 4-3  | 7-6    | 2013          | 4-5            | 6-4            | 10-9           |
| 1980 | 3-3  | 4-3  | 7-6    | 1997 | 3-3  | 2-4  | 5-7    | 2014          | 2-7            | 7-3            | 9-10           |
| 1981 | 2-1  | 2-1  | 4-2    | 1998 | 2-4  | 4-2  | 6-6    | 2015          | 4-6            | 6-3            | 10-9           |
| 1982 | 3-3  | 2-5  | 5-8    | 1999 | 4-2  | 1-5  | 5-7    | 2016          | 5-5            | 4-5            | 9-10           |
| 1983 | 2-5  | 0-6  | 2-11   | 2000 | 4-2  | 1-5  | 5-7    | 2017          | 8-1            | 3-7            | 11-8           |
| 1984 | 5-1  | 3-4  | 8-5    | 2001 | 4-5  | 5-5  | 9-10   | 2018          | 7-3            | 6-3            | 13-6           |
| 1985 | 3-4  | 3-3  | 6-7    | 2002 | 8-2  | 5-4  | 13-6   | 2019          | 7-3            | 6-3            | 13-6           |
| 1986 | 2-4  | 1-6  | 3-10   | 2003 | 8-1  | 7-3  | 15-4   | 2020          | 3-0            | 4-3            | 7-3            |
| 1987 | 3-4  | 3-3  | 6-7    | 2004 | 6-4  | 5-5  | 11-9   | <b>Totals</b> | <b>203-176</b> | <b>182-200</b> | <b>385-376</b> |
| 1988 | 4-2  | 4-3  | 8-5    | 2005 | 4-6  | 7-2  | 11-8   |               |                |                |                |

# TORONTO BLUE JAYS



American League East  
 Rogers Centre  
 1 Blue Jays Way  
 Toronto, Ontario M5V 1J1  
 Switchboard: (416) 341-1000  
 Press Box: (416) 341-1178  
 Media Relations: (416) 341-1301  
 Media Relations FAX: (416) 341-1250

Chairman, Toronto Blue Jays .....Edward Rogers  
 Vice Chairman, Rogers Communications Inc .....Phil Lind  
 President and Chief Executive Officer .....Mark Shapiro  
 Executive V.P., Baseball Operations & General Manager.....Ross Atkins  
 Manager .....Charlie Montoyo  
 99-123 (2 seasons)  
 Director, Communications .....Jessica Beard (416) 357-3147  
 Communications Advisor & Liaison .....Richard Griffin (416) 433-9600  
 Coordinator, Communications.....Adam Felton (647) 283-8795  
 Director, Team Travel and Clubhouse Operations....Michael Shaw (416) 341-1251  
 Stadium.....Rogers Centre  
 Capacity / Opened .....49,286 / 1989

## SERIES FACTS

Longest A's Winning Streak: 9, July 22, 1980-May 24, 1981  
 Longest Blue Jays Winning Streak: 8, June 18-September 15, 1982  
 Last A's Series Sweep at Oakland (3 games): July 30-August 1, 2018  
 Last A's Series Sweep at Oakland (4 games): July 3-6, 2014  
 Last A's Series Sweep at Toronto (3 games): April 8-10, 2008  
 Last A's Series Sweep at Toronto (4 games): May 17-20, 2018  
 Last Blue Jays Series Sweep at Oakland (3 games): April 19-21, 2019  
 Last Blue Jays Series Sweep at Oakland (4 games): None  
 Last Blue Jays Series Sweep at Toronto (3 games): April 26-28, 2019  
 Last Blue Jays Series Sweep at Toronto (4 games): July 24-27, 2017  
 Most Runs in a Game by Oakland: 17 (twice), last: August 24, 2003 (17-2)  
 Most Runs in a Game by Toronto: 18, July 29, 1995 (18-11)  
 Widest Margin of Victory by Oakland: 16, July 25, 2012 (16-0)  
 Widest Margin of Victory by Toronto: 12 (twice), last: May 29, 2008 (12-0)

## SERIES BREAKDOWN

|                               | W          | L          | PCT.        |
|-------------------------------|------------|------------|-------------|
| OAK vs. Blue Jays (1977-2019) | 224        | 201        | .527        |
| <b>Totals</b>                 | <b>224</b> | <b>201</b> | <b>.527</b> |
| at the Coliseum               | 112        | 100        | .528        |
| at Rogers Centre              | 71         | 67         | .514        |

## 2021 SCHEDULE

| Dates     | Site | Times                   |
|-----------|------|-------------------------|
| May 4-6   | OAK  | 6:40, 6:40, 6:40, 12:37 |
| Sept. 3-5 | TOR  | 4:07, 12:07, 10:07      |

## 2019 RECAP

| Date          | H-A | W-L        | Score        | Winner   | Losers      |
|---------------|-----|------------|--------------|----------|-------------|
| 4/19          | H   | L          | 1-5          | Stroman  | Brooks      |
| 4/20          | H   | L          | 1-10         | Gaviglio | Fiers       |
| 4/21          | H   | L          | 4-5          | Hudson   | B. Anderson |
| 4/26          | A   | L          | 2-4          | Giles    | Petit       |
| 4/27          | A   | L          | 1-7          | Sanchez  | B. Anderson |
| 4/28          | A   | L          | 4-5          | Luciano  | Treinen     |
| <b>Totals</b> |     | <b>0-6</b> | <b>13-36</b> |          |             |

## YEAR-BY-YEAR SERIES RESULTS

| Year | Home | Road | Totals | Year | Home | Road | Totals | Year          | Home            | Road          | Totals         |
|------|------|------|--------|------|------|------|--------|---------------|-----------------|---------------|----------------|
| 1977 | 2-3  | 5-0  | 7-3    | 1993 | 1-5  | 4-2  | 5-7    | 2009          | 2-4             | 1-2           | 3-6            |
| 1978 | 5-0  | 2-4  | 7-4    | 1994 | 2-1  | 3-0  | 5-1    | 2010          | 2-1             | 1-3           | 3-4            |
| 1979 | 2-4  | 2-4  | 4-8    | 1995 | 2-3  | 1-4  | 3-7    | 2011          | 2-2             | 3-3           | 5-5            |
| 1980 | 4-2  | 4-2  | 8-4    | 1996 | 1-5* | 3-3  | 4-8    | 2012          | 3-3             | 2-1           | 5-4            |
| 1981 | 6-0  | 4-2  | 10-2   | 1997 | 4-1  | 2-4  | 6-5    | 2013          | 1-2             | 3-1           | 4-3            |
| 1982 | 0-6  | 3-3  | 3-9    | 1998 | 3-3  | 2-3  | 5-6    | 2014          | 4-0             | 0-3           | 4-3            |
| 1983 | 4-2  | 2-4  | 6-6    | 1999 | 2-2  | 6-0  | 8-2    | 2015          | 1-2             | 0-3           | 1-5            |
| 1984 | 2-4  | 2-4  | 4-8    | 2000 | 4-2  | 3-1  | 7-3    | 2016          | 2-1             | 1-2           | 3-3            |
| 1985 | 2-4  | 3-3  | 5-7    | 2001 | 2-1  | 4-2  | 6-3    | 2017          | 2-1             | 0-4           | 2-5            |
| 1986 | 5-1  | 3-3  | 8-4    | 2002 | 3-3  | 0-3  | 3-6    | 2018          | 3-0             | 4-0           | 7-0            |
| 1987 | 3-3  | 4-2  | 7-5    | 2003 | 2-1  | 3-1  | 5-2    | 2019          | 0-3             | 0-3           | 0-6            |
| 1988 | 3-3  | 6-0  | 9-3    | 2004 | 4-2  | 2-1  | 6-3    | <b>Totals</b> | <b>112-102*</b> | <b>112-99</b> | <b>224-201</b> |
| 1989 | 4-2  | 3-3  | 7-5    | 2005 | 4-3  | 1-2  | 5-5    |               |                 |               |                |
| 1990 | 2-4  | 5-1  | 7-5    | 2006 | 3-1  | 3-3  | 6-4    |               |                 |               |                |
| 1991 | 3-3  | 3-3  | 6-6    | 2007 | 2-4  | 3-0  | 5-4    |               |                 |               |                |
| 1992 | 3-3  | 3-3  | 6-6    | 2008 | 1-2  | 3-4  | 4-6    |               |                 |               |                |

\*includes 0-2 in Las Vegas

# ARIZONA DIAMONDBACKS



National League West  
Chase Field  
401 East Jefferson Street  
Phoenix, AZ 85004  
Switchboard: (602) 462-6500  
Press Box: (602) 462-6565  
Media Relations: (602) 462-6519  
Media Relations FAX: (602) 462-6527

Managing General Partner ..... Ken Kendrick  
President & Chief Executive Officer ..... Derrick Hall  
Executive Vice President & General Manager ..... Mike Hazen  
Manager ..... Torey Lovullo  
285-261 (4 seasons)

Senior Director, Player and Media Relations ..... Casey Wilcox (602) 462-6661  
Director, Player and Media Relations ..... Patrick O'Connell (602) 462-6586  
Senior Director, Team Travel & Home Clubhouse Manager .....  
Roger Riley (602) 462-6512

Stadium ..... Chase Field  
Capacity / Opened ..... 48,405 / 1998

## SERIES FACTS

Longest A's Winning Streak: 3, July 6-8, 2001  
Longest Diamondbacks Winning Streak: 4 (twice), last: June 8, 2012-August 28, 2015  
Last A's Series Sweep at Arizona: July 6-8, 2001  
Last Diamondbacks Series Sweep at Oakland: June 30-July 2, 2006  
Last Diamondbacks Series Sweep at Arizona: June 8-10, 2012  
Most Runs in a Game by Oakland: 15, June 17, 2008 (15-1)  
Most Runs in a Game by Arizona: 12, June 7, 1998 (12-4)  
Widest Margin of Victory by Oakland: 14, June 17, 2008 (15-1)  
Widest Margin of Victory by Arizona: 10, June 18, 2008 (11-1)

## SERIES BREAKDOWN

|                                  | W         | L         | PCT.        |
|----------------------------------|-----------|-----------|-------------|
| OAK vs. Diamondbacks (1998-2020) | 19        | 18        | .513        |
| <b>Totals</b>                    | <b>19</b> | <b>18</b> | <b>.513</b> |
| at the Coliseum                  | 11        | 9         | .550        |
| at Chase Field                   | 8         | 9         | .471        |

## 2021 SCHEDULE

| Dates       | Site | Times       |
|-------------|------|-------------|
| April 12-13 | ARI  | 6:40, 12:40 |
| June 8-9    | OAK  | 6:40, 12:37 |

## YEAR-BY-YEAR SERIES RESULTS

| Year          | Home        | Road       | Totals       |
|---------------|-------------|------------|--------------|
| 1998          | 2-1         | 0-0        | 2-1          |
| 1999          | 0-0         | 2-1        | 2-1          |
| 2000          | 2-1         | 0-0        | 2-1          |
| 2001          | 0-0         | 3-0        | 3-0          |
| 2006          | 0-3         | 0-0        | 0-3          |
| 2008          | 0-0         | 1-2        | 1-2          |
| 2009          | 1-2         | 0-0        | 1-2          |
| 2011          | 2-1         | 0-0        | 2-1          |
| 2012          | 0-0         | 0-3        | 0-3          |
| 2015          | 0-0         | 2-1        | 2-1          |
| 2018          | 2-1         | 0-0        | 2-1          |
| 2020          | 2-0         | 0-2        | 2-2          |
| <b>Totals</b> | <b>11-9</b> | <b>8-9</b> | <b>19-18</b> |

# COLORADO ROCKIES



National League West  
Coors Field  
2001 Blake Street  
Denver, CO 80205  
Switchboard: (303) 292-0200  
Press Box: (303) 312-2326  
Media Relations: (303) 312-2325  
Media Relations FAX: (303) 312-2319

Owner/Chairman and Chief Executive Officer ..... Richard L. Monfort  
Executive Vice President and General Manager ..... Jeff Bridich  
Manager ..... Bud Black  
924-985 (13 seasons)

275-272 (4 seasons with Colorado)  
Vice President, Communications & Marketing ..... Jill Campbell (303) 312-2223  
Supervisor, Communications ..... Cory Little (303) 312-2232  
Stadium ..... Coors Field  
Capacity / Opened ..... 50,144 / 1995

## SERIES FACTS

Longest A's Winning Streak: 4 (twice), last: June 12, 2012-June 29, 2015  
Longest Rockies Winning Streak: 6, July 27, 2018-September 15, 2020  
Last A's Series Sweep at Oakland: July 15-17, 2001  
Last A's Series Sweep at Colorado: June 12-14, 2012  
Last Rockies Series Sweep at Oakland: June 26-28, 2009  
Last Rockies Series Sweep at Colorado: July 27-29, 2018  
Most Runs in a Game by Oakland: 11, July 17, 2000 (11-10)  
Most Runs in a Game by Colorado: 18, July 18, 2000 (18-3)  
Widest Margin of Victory by Oakland: 6, June 29, 2015 (7-1)  
Widest Margin of Victory by Colorado: 15, July 18, 2000 (18-3)

## SERIES BREAKDOWN

|                             | W         | L         | PCT.        |
|-----------------------------|-----------|-----------|-------------|
| OAK vs. Rockies (1997-2020) | 16        | 19        | .457        |
| <b>Totals</b>               | <b>16</b> | <b>19</b> | <b>.457</b> |
| at the Coliseum             | 9         | 7         | .563        |
| at Coors Field              | 7         | 12        | .368        |

## 2021 SCHEDULE

| Dates    | Site | Times            |
|----------|------|------------------|
| June 4-6 | COL  | 5:40, TBD, 12:10 |

## YEAR-BY-YEAR SERIES RESULTS

| Year          | Home       | Road        | Totals       |
|---------------|------------|-------------|--------------|
| 1997          | 1-1        | 0-2         | 1-3          |
| 1998          | 0-0        | 1-2         | 1-2          |
| 1999          | 3-0        | 0-0         | 3-0          |
| 2000          | 0-0        | 1-2         | 1-2          |
| 2001          | 3-0        | 0-0         | 3-0          |
| 2006          | 0-0        | 1-2         | 1-2          |
| 2009          | 0-3        | 0-0         | 0-3          |
| 2012          | 0-0        | 3-0         | 3-0          |
| 2015          | 2-1        | 0-0         | 2-1          |
| 2018          | 0-0        | 0-3         | 0-3          |
| 2020          | 0-2        | 1-1         | 1-3          |
| <b>Totals</b> | <b>9-7</b> | <b>7-12</b> | <b>16-19</b> |

# LOS ANGELES DODGERS



National League West  
 Dodger Stadium  
 1000 Vin Scully Avenue  
 Los Angeles, CA 90012  
**Switchboard:** (323) 224-1500  
**Press Box:** (323) 224-1425  
**Media Relations:** (323) 224-1301  
**Media Relations FAX:** (323) 224-1459

Chairman & Owner.....Mark Walter  
 President & CEO.....Stan Kasten  
 President of Baseball Operations.....Andrew Friedman  
 Manager.....Dave Roberts  
 436-274 (5 seasons)  
 Senior Director, Public Relations.....Joe Jareck (323) 224-1549  
 Assistant Director, Public Relations.....Jon Chapper (323) 224-1589  
 Manager, Public Relations.....Juan Dorado (323) 224-1342  
 Senior Director, Team Travel.....Scott Akasaki (323) 224-2634  
 Stadium.....Dodger Stadium  
 Capacity / Opened.....56,000 / 1962

## SERIES FACTS

Longest A's Winning Streak: 4 (twice), last: June 19, 2012-July 28, 2015  
 Longest Dodgers Winning Streak: 3, June 13-August 29, 1997  
 Last A's Series Sweep at Oakland: June 19-21, 2012  
 Most Runs in a Game by Oakland: 16, April 11, 2018 (16-6)  
 Most Runs in a Game by Los Angeles: 10, July 29, 2015 (10-7)  
 Widest Margin of Victory by Oakland: 10, April 11, 2018 (16-6)  
 Widest Margin of Victory by Los Angeles: 6, August 28, 1997 (7-1)

## SERIES BREAKDOWN

|                             | W         | L         | PCT.        |
|-----------------------------|-----------|-----------|-------------|
| OAK vs. Dodgers (1997-2020) | 22        | 14        | .611        |
| <b>Totals</b>               | <b>22</b> | <b>14</b> | <b>.611</b> |
| at the Coliseum             | 15        | 3         | .833        |
| at Dodger Stadium           | 7         | 11        | .389        |

## 2021 SCHEDULE

| Dates     | Site | Times             |
|-----------|------|-------------------|
| April 5-7 | OAK  | 6:40, 6:40, 12:37 |

## YEAR-BY-YEAR SERIES RESULTS

| Year          | Home        | Road        | Totals       |
|---------------|-------------|-------------|--------------|
| 1997          | 1-1         | 0-2         | 1-3          |
| 1998          | 0-0         | 1-2         | 1-2          |
| 1999          | 3-0         | 0-0         | 3-0          |
| 2000          | 0-0         | 2-1         | 2-1          |
| 2001          | 2-1         | 0-0         | 2-1          |
| 2006          | 3-0         | 0-0         | 3-0          |
| 2009          | 0-0         | 1-2         | 1-2          |
| 2012          | 3-0         | 0-0         | 3-0          |
| 2015          | 2-0         | 1-1         | 3-1          |
| 2018          | 1-1         | 1-1         | 2-2          |
| 2020          | 0-0         | 1-2         | 1-2          |
| <b>Totals</b> | <b>15-3</b> | <b>7-11</b> | <b>22-14</b> |

# SAN DIEGO PADRES



National League West  
 PETCO Park  
 100 Park Boulevard  
 San Diego, CA 92101  
**Switchboard:** (619) 795-5000  
**Press Box:** (619) 795-5267  
**Media Relations:** (619) 795-5265  
**Media Relations FAX:** (619) 795-5266

Chairman.....Peter Seidler  
 President, Baseball Operations & General Manager.....A.J. Preller  
 Manager.....Jayce Tingler  
 37-23 (1 season)  
 Vice President, Communications.....Craig Hughner (619) 648-7395  
 Senior Manager, Media Relations.....Darren Feeny (617) 787-4134  
 Director, Player & Staff Services.....TJ Lasita  
 Stadium.....Petco Park  
 Capacity / Opened.....40,019 / 2004

## SERIES FACTS

Longest A's Winning Streak: 5, June 5, 2000-June 13, 2001  
 Longest Padres Winning Streak: 3, June 14, 2001-June 28, 2006  
 Last A's Series Sweep at Oakland: June 5-7, 2000  
 Most Runs in a Game by Oakland: 16, June 17, 2015 (16-2)  
 Most Runs in a Game by San Diego: 15, June 30, 1997 (15-6)  
 Widest Margin of Victory by Oakland: 14, June 17, 2015 (16-2)  
 Widest Margin of Victory by San Diego: 9, June 30, 1997 (15-6)

## SERIES BREAKDOWN

|                            | W         | L         | PCT.        |
|----------------------------|-----------|-----------|-------------|
| OAK vs. Padres (1997-2020) | 24        | 12        | .668        |
| <b>Totals</b>              | <b>24</b> | <b>12</b> | <b>.667</b> |
| at the Coliseum            | 12        | 6         | .667        |
| at Petco Park              | 7         | 3         | .700        |

## 2021 SCHEDULE

| Dates      | Site | Times       |
|------------|------|-------------|
| July 27-28 | SD   | 7:10, 1:10  |
| Aug. 3-4   | OAK  | 6:40, 12:37 |

## YEAR-BY-YEAR SERIES RESULTS

| Year          | Home        | Road        | Totals       |
|---------------|-------------|-------------|--------------|
| 1997          | 1-1         | 2-0         | 3-1          |
| 1998          | 2-1         | 0-0         | 2-1          |
| 1999          | 0-0         | 1-2         | 1-2          |
| 2000          | 3-0         | 0-0         | 3-0          |
| 2001          | 0-0         | 2-1         | 2-1          |
| 2006          | 0-0         | 1-2         | 1-2          |
| 2009          | 0-0         | 2-1         | 2-1          |
| 2012          | 2-1         | 0-0         | 2-1          |
| 2015          | 1-1         | 2-0         | 3-1          |
| 2018          | 2-0         | 2-0         | 4-0          |
| 2020          | 1-2         | 0-0         | 1-2          |
| <b>Totals</b> | <b>12-6</b> | <b>12-6</b> | <b>24-12</b> |



# SAN FRANCISCO GIANTS



National League West  
Oracle Park  
24 Willie Mays Plaza  
San Francisco, CA 94107  
Switchboard: (415) 972-2000  
Press Box: (415) 972-2450/2451  
Media Relations: (415) 972-2445  
Media Relations FAX: (415) 947-2800

President and Chief Executive Officer ..... Laurence M. Baer  
President, Baseball Operations ..... Farhan Zaidi  
General Manager ..... Scott Harris  
Manager ..... Gabe Kapler  
190-194 (3 seasons)  
29-31 (1 season with San Francisco)  
Vice President, Media Relations ..... Matt Chisholm (415) 972-2441  
Senior Director, Broadcast Communications and Media Operations .....  
Maria Jacinto (415) 972-2447  
Manager, Media Relations ..... Megan Brown (415) 972-2440  
Director, Team Travel and Club Operations ..... Abe Silvestri  
Stadium ..... Oracle Park  
Capacity / Opened ..... 41,331 / 2000

## SERIES FACTS

Longest A's Winning Streak: 7, June 8, 2007-June 27, 2008  
Longest Giants Winning Streak: 6, June 11, 2010-May 22, 2011  
Last A's Series Sweep at Oakland (2 games): July 7-8, 2014  
Last A's Series Sweep at Oakland (3 games): June 17-19, 2011  
Last A's Series Sweep at San Francisco (2 games): June 27-28, 2016  
Last A's Series Sweep at San Francisco (3 games): August 14-16, 2020  
Last Giants Series Sweep at Oakland (2 games): August 24-25, 2019  
Last Giants Series Sweep at Oakland (3 games): None  
Last Giants Series Sweep at San Francisco (3 games): July 24-26, 2015  
Most Runs in a Game by Oakland: 16, June 26, 2005 (16-0)  
Most Runs in a Game by San Francisco: 18, June 4, 2000 (18-2)  
Widest Margin of Victory by Oakland: 16, June 26, 2005 (16-0)  
Widest Margin of Victory by San Francisco: 16, June 4, 2000 (18-2)

## SERIES BREAKDOWN

|                            | W         | L         | PCT.        |
|----------------------------|-----------|-----------|-------------|
| OAK vs. Giants (1997-2020) | 69        | 61        | .516        |
| <b>Totals</b>              | <b>69</b> | <b>61</b> | <b>.516</b> |
| at the Coliseum            | 38        | 27        | .581        |
| at Oracle Park             | 27        | 31        | .436        |

## 2021 SCHEDULE

| Dates      | Site | Times            |
|------------|------|------------------|
| June 25-27 | SF   | 6:45, TBD, 1:05  |
| Aug. 20-22 | OAK  | 6:40, 1:07, 1:07 |

## 2020 RECAP

| Date          | H-A        | W-L          | Score | Winner    | Loser   |
|---------------|------------|--------------|-------|-----------|---------|
| 8/14          | A          | W            | 8-7   | Soria     | Garcia  |
| 8/15          | A          | W            | 7-6   | McFarland | Gott    |
| 8/16          | A          | W            | 15-3  | Fiers     | Webb    |
| 9/18          | H          | W            | 6-0   | Bassitt   | Webb    |
| 9/19          | H          | W            | 6-0   | Luzardo   | Gausman |
| 9/20          | H          | L            | 2-14  | Anderson  | Minor   |
| <b>Totals</b> | <b>5-1</b> | <b>44-30</b> |       |           |         |

## YEAR-BY-YEAR SERIES RESULTS

| Year | Home | Road | Totals | Year | Home | Road | Totals | Year          | Home         | Road         | Totals       |
|------|------|------|--------|------|------|------|--------|---------------|--------------|--------------|--------------|
| 1997 | 1-1  | 1-1  | 2-2    | 2006 | 1-2  | 2-1  | 3-3    | 2015          | 1-2          | 0-3          | 1-5          |
| 1998 | 0-2  | 2-0  | 2-2    | 2007 | 2-1  | 3-0  | 5-1    | 2016          | 1-1          | 2-0          | 3-1          |
| 1999 | 2-1  | 1-2  | 3-3    | 2008 | 1-2  | 3-0  | 4-2    | 2017          | 1-1          | 1-1          | 2-2          |
| 2000 | 2-1  | 1-2  | 3-3    | 2009 | 1-2  | 0-3  | 1-5    | 2018          | 2-1          | 2-1          | 4-2          |
| 2001 | 2-1  | 0-3  | 2-4    | 2010 | 3-0  | 0-3  | 3-3    | 2019          | 0-2          | 1-1          | 1-3          |
| 2002 | 2-1  | 2-1  | 4-2    | 2011 | 3-0  | 0-3  | 3-3    | 2020          | 2-1          | 3-0          | 5-1          |
| 2003 | 2-1  | 1-2  | 3-3    | 2012 | 1-2  | 1-2  | 2-4    | <b>Totals</b> | <b>38-27</b> | <b>31-34</b> | <b>69-61</b> |
| 2004 | 1-2  | 2-1  | 3-3    | 2013 | 2-0  | 1-1  | 3-1    |               |              |              |              |
| 2005 | 3-0  | 1-2  | 4-2    | 2014 | 2-0  | 1-1  | 3-1    |               |              |              |              |

## DURING THE SPRING

The A's and Giants began playing Spring Training games in the Bay Area in 1983 and have played at least one game in Oakland or San Francisco every year except for 2000. Oakland is 49-43-2 (.532) in those games, which includes 21-16 (.568) in the Coliseum, 16-20-2 (.447) at Oracle Park and 12-7 (.632) at Candlestick Park. The A's have won 17 series, lost 14 and split six. For the last 16 years, the two clubs have played once in Oakland and twice in San Francisco, with the exception of 2014 when the game in Oakland was rained out, and 2020 when there was just one game in each city due to Covid-19. There have been four three-game sweeps, with the A's winning all three meetings in 1989 and 2019 and the Giants taking all three in 2011 and 2017.

The A's used **Excite Stadium** in San Jose as their alternate training site for the 2020 season.



PLAYER DEVELOPMENT

# ATHLETICS MINOR LEAGUE DIRECTORY

## SCOUTING DIRECTORY

|  |   |
|--|---|
| Assistant General Manager, Major League and International Operations | Dan Feinstein   |
| Assistant General Manager, Director of Player Personnel              | Billy Owens   |
| Director of Scouting   | Eric Kubota   |
| Director of Latin American Operations                                | Raymond Abreu   |
| Assistant Director of Scouting                                       | Sean Rooney   |
| Special Assistant to Scouting and International Operations           | Steve Sharpe  |
| Professional Scouts  | Shoody Babitt, Jeff Bittiger, Grant Brittain, Dan Freed, Trevor Ryan, Will Schock, Tom Thomas, Mike Ziegler |
| West Coast Supervisor  | Scott Kidd  |
| Midwest Supervisor   | Mark Adair  |
| Midwest Supervisor   | Armann Brown  |
| East Coast Supervisor  | Marc Sauer  |
| Master Pitching Scout  | John Hughes   |
| Latin American Scouting Supervisor                                   | Juan Mosquera   |
| Coordinator, Pacific Rim   | Adam Hislop   |
| Assistant Director, Scouting & Baseball Operations                   | Haley Alvarez   |
| Coordinator, Scouting & Baseball Operations                          | Greg Ledford  |

## PLAYER DEVELOPMENT DIRECTORY

|   |                       |
|---|-----------------------|
| Director of Player Development                          | Ed Sprague            |
| Special Advisor, Player Development                     | Keith Lieppman        |
| Special Assistant to the General Manager                | Grady Fuson           |
| Director of Minor League Operations                     | Zak Basch             |
| Director of Baseball Administration                     | Pamela Pitts          |
| Manager, Minor League Operations                        | Nancy Moriuchi        |
| Minor League Hitting Coordinator                        | Jim Eppard            |
| Minor League Pitching Coordinator                       | Gil Patterson         |
| Minor League Infield Coordinator                        | Juan Navarrete        |
| Minor League Outfield and Baserunning Coordinator       | Steve Scarson         |
| Minor League Catching Coordinator                       | Gabe Ortiz            |
| Latin America Field Coordinator                         | Eddie Menchaca        |
| Throwing Performance Coach                              | Casey Upperman        |
| Senior Coordinator of Medical Services                  | Larry Davis           |
| Minor League Medical Coordinator                        | Nate Brooks           |
| Minor League Rehab Coordinator                          | Travis Tims           |
| Minor League Pitching Rehab Coordinator                 | Craig Lefferts        |
| Assistant Pitching Rehab Coordinator                    | Bryan Corey           |
| Advisor, Player Development                             | Webster Garrison      |
| Latin American Medical Coordinator                      | Javier Alvidrez       |
| Minor League Sport Performance Coordinator              | J.D. Howell           |
| Assistant Minor League Sport Performance Coordinator    | Scott Smith           |
| Major and Minor League Coordinator of EAP Services      | Marc Strickland, PsyD |
| Assistant Minor League Coordinator of EAP Services      | Jim Bauman            |
| Manager, Minor League Equipment                         | Thomas Miller         |
| Senior Coordinator of Educational and Cultural Programs | Kelvin Todd           |
| Coordinator of Educational and Cultural Programs        | Luis Victoria         |
| Minor League Technology and Development Coordinator     | Ed Gitlitz            |
| Minor League Video Assistant                            | Taylor Schmid         |
| Senior Facility Manager, Arizona                        | James Gibson          |
| Arizona Clubhouse Manager                               | Chad Yaconetti        |
| Arizona Clubhouse Assistant                             | Derek Smith           |
| Arizona Clubhouse Assistant                             | Ty Ketterling         |
| Head Groundskeeper, Arizona                             | Chad Huss             |
| Assistant Groundskeeper, Arizona                        | Greg Hofer            |

## TERRITORIAL SCOUTS

| Name            | Territory                                      | Resides         |
|-----------------|--|-----------------|
| Steve Abney     | Kansas, Nebraska, Missouri, Arkansas, Oklahoma | Lawrence, KS    |
| Anthony Aliotti | Southern California                            | Lake Forest, CA |
| Anthony Aloisi  | Alabama, Florida Panhandle, Tennessee          | Nashville, TN   |
| Neil Avent      | North Carolina, South Carolina                 | Charlotte, NC   |
| Fletcher Byrd   | North Texas                                    | Dallas, TX      |
| Jim Coffman     | Alaska, Idaho, Montana, Oregon, Washington     | Portland, OR    |

|                 |  |                     |
|-----------------|--|---------------------|
| Ruben Escalera  | Puerto Rico  | Carolina, PR        |
| Tripp Faulk     | DC, Delaware, Maryland, Virginia, West Virginia                  | Richmond, VA        |
| Julio Franco    | South Florida  | Weston, FL          |
| Matt Higginson  | Canada, Western New York, Pennsylvania                           | Grimsby, ON         |
| Derek Lee       | Illinois, Iowa, Minnesota, North Dakota, South Dakota, Wisconsin | Frankfort, IL       |
| Kelcey Mucker   | Louisiana, Mississippi, South Texas, West Tennessee              | Denham Springs, LA  |
| Trevor Schaffer | Florida  | Belleair, FL        |
| Rich Sparks     | Indiana, Kentucky, Michigan, Ohio                                | Macomb Township, MI |
| Jemel Spearman  | Georgia, North Florida   | Cumming, GA         |
| Dillon Tung     | Southern California  | Los Angeles, CA     |
| Jeff Urlaub     | Arizona, Colorado, Southern Nevada, New Mexico, Utah, Wyoming    | Phoenix, AZ         |
| Ron Vaughn      | New Jersey, New England, Eastern New York                        | Windsor, CT         |

**INTERNATIONAL SCOUTS**

| <u>Territory</u>   | <u>Name</u>   |
|--------------------|---|
| Dominican Republic | Yendri Bachelor, Juan Carlos De La Cruz, Angel Eusebio, Wilfredo Magallanes, Amaury Reyes |
| Venezuela          | Jose Barradas, Andri Garcia, Argenis Paez, Oswaldo Troconis                               |
| Australia          | Dan Betrean   |
| Colombia           | Tito Quintero, Oswaldo Garcia   |
| Japan              | Toshiyuki Tomizuka  |
| South Korea        | Lewis Kim   |
| Taiwan             | Adam Hislop   |
| Mexico             | Javier Agelvis  |

**ATHLETICS SCOUTING ASSIGNMENTS**



**Steve Abney**  
KS, NE, MO, AR, OK



**Mark Adair**  
Midwest Supervisor



**Anthony Aliotti**  
Southern CA



**Anthony Aloisi**  
AL, FL Panhandle, TN



**Neil Avent**  
NC, SC



**Shooty Babitt**  
Professional Scout



**Jeff Bittiger**  
Professional Scout



**Grant Brittain**  
Professional Scout



**Armann Brown**  
Midwest Supervisor



**Fletcher Byrd**  
N. TX



**Jim Coffman**  
AK, ID, MT, OR, WA



**Ruben Escalera**  
Puerto Rico



**Tripp Faulk**  
DC, DE, MD, VA, WV



**Julio Franco**  
South FL



**Dan Freed**  
Professional Scout



**Matt Higginson**  
Canada, Western NY, PA



**John Hughes**  
Master Pitching Scout



**Scott Kidd**  
West Coast Supervisor





**Derek Lee**  
IL, IA, MN, ND,  
SD, WI



**Kelcey Mucker**  
LA, MS, South TX,  
West TN



**Sean Rooney**  
Assistant Director of  
Scouting



**Trevor Ryan**  
Professional Scout



**Marc Sauer**  
East Coast  
Supervisor



**Trevor Schaffer**  
FL



**Will Schock**  
Professional Scout




**Rich Sparks**  
IN, KY, MI, OH



**Jemel Spearman**  
GA, No. FL



**Tom Thomas**  
Professional Scout



**Dillon Tung**  
So. CA



**Jeff Urlaub**  
AZ, CO, So. NV, NM,  
UT, WY



**Ron Vaughn**  
NJ, New England,  
Eastern NY



**Mike Ziegler**  
Professional Scout

### A'S RECENT MINOR LEAGUE AFFILIATES

| Year | Triple-A   | Double-A   | Single-A | Short Season Single-A | Rookie          |             |
|------|------------|------------|----------|-----------------------|-----------------|-------------|
| 2020 | Las Vegas  | Midland    | Stockton | Beloit                | Vermont         | Arizona (2) |
| 2019 | Las Vegas  | Midland    | Stockton | Beloit                | Vermont         | Arizona (2) |
| 2018 | Nashville  | Midland    | Stockton | Beloit                | Vermont         | Arizona     |
| 2017 | Nashville  | Midland    | Stockton | Beloit                | Vermont         | Arizona     |
| 2016 | Nashville  | Midland    | Stockton | Beloit                | Vermont         | Arizona     |
| 2015 | Nashville  | Midland    | Stockton | Beloit                | Vermont         | Arizona     |
| 2014 | Sacramento | Midland    | Stockton | Beloit                | Vermont         | Arizona     |
| 2013 | Sacramento | Midland    | Stockton | Beloit                | Vermont         | Arizona     |
| 2012 | Sacramento | Midland    | Stockton | Burlington            | Vermont         | Arizona     |
| 2011 | Sacramento | Midland    | Stockton | Burlington            | Vermont         | Arizona     |
| 2010 | Sacramento | Midland    | Stockton | Kane County           | Vancouver       | Arizona     |
| 2009 | Sacramento | Midland    | Stockton | Kane County           | Vancouver       | Arizona     |
| 2008 | Sacramento | Midland    | Stockton | Kane County           | Vancouver       | Arizona     |
| 2007 | Sacramento | Midland    | Stockton | Kane County           | Vancouver       | Arizona     |
| 2006 | Sacramento | Midland    | Stockton | Kane County           | Vancouver       | Arizona     |
| 2005 | Sacramento | Midland    | Stockton | Kane County           | Vancouver       | Arizona     |
| 2004 | Sacramento | Midland    | Modesto  | Kane County           | Vancouver       | Arizona     |
| 2003 | Sacramento | Midland    | Modesto  | Kane County           | Vancouver       | Arizona     |
| 2002 | Sacramento | Midland    | Modesto  | Visalia               | Vancouver       | Arizona     |
| 2001 | Sacramento | Midland    | Modesto  | Visalia               | Vancouver       | Arizona     |
| 2000 | Sacramento | Midland    | Modesto  | Visalia               | Vancouver       | Arizona     |
| 1999 | Vancouver  | Midland    | Modesto  | Visalia               | Southern Oregon | Arizona     |
| 1998 | Edmonton   | Huntsville | Modesto  | Visalia               | Southern Oregon | Arizona     |
| 1997 | Edmonton   | Huntsville | Modesto  | Visalia               | Southern Oregon | Arizona     |
| 1996 | Edmonton   | Huntsville | Modesto  | West Michigan         | Southern Oregon | Arizona     |
| 1995 | Edmonton   | Huntsville | Modesto  | West Michigan         | Southern Oregon | Arizona     |
| 1994 | Tacoma     | Huntsville | Modesto  | West Michigan         | Southern Oregon | Arizona     |

# ATHLETICS MINOR LEAGUE AFFILIATES

## LAS VEGAS AVIATORS (TRIPLE-A)

Las Vegas Ballpark  
1650 S. Pavilion Center Drive  
Las Vegas, NV 89135  
(702) 943-7200  
www.aviatorslv.com  
League: Triple-A West  
President/CEO: Don Logan  
General Manager: Chuck Johnson  
Media Relations: Jim Gemma  
jgemma@aviatorslv.com; (702) 943-7226  
Manager: Fran Riordan  
Pitching Coach: Rick Rodriguez  
Hitting Coach: Tommy Everidge  
Asst. Hitting Coach: Brian McArn  
Athletic Trainer: Shane Zdebiak  
Assistant Athletic Trainer: Jake Routhier  
Sport Performance Coach: Omar Hamed



## MIDLAND ROCKHOUNDS (DOUBLE-A)

Momentum Bank Ballpark  
5514 Champions Drive  
Midland, TX 79706  
(432) 520-2255  
www.midlandrockhounds.org  
League: Double-A Central  
Principal Owners: Miles Prentice, Bob Richmond  
President: Miles Prentice  
General Manager: Monty Hoppel  
Media Relations: Rachael DiLeonardo  
rdleonardo@midlandrockhounds.org; (432) 520-2255  
Manager: Bobby Crosby  
Pitching Coach: Steve Connelly  
Hitting Coach: Kevin Kouzmanoff  
Asst. Hitting Coach: Juan Dilone  
Athletic Trainer: Nick Voelker  
Sport Performance Coach: Matt Mosiman



## LANSING LUGNUTS (SINGLE-A ADVANCED)

Jackson Field  
505 E. Michigan Ave.  
Lansing, MI 48912  
(517) 485-4500  
www.lansinglugnuts.com  
League: High-A Central  
President: Tom Dickson  
General Manager: Tyler Parsons  
Media Relations: Jesse Goldberg-Strassler  
jgoldstrass@lansinglugnuts.com; (517) 485-4500  
Manager: Scott Steinmann  
Pitching Coach: Don Schulze  
Hitting Coach: Javier Godard  
Asst. Hitting Coach: Anthony Phillips  
Athletic Trainer: Brian "Doc" Thorson  
Sport Performance Coach: Connor Hughes



## STOCKTON PORTS (SINGLE-A)

Banner Island Ballpark  
404 West Fremont Street  
Stockton, CA 95203  
(209) 644-1900  
www.stocktonports.com  
League: Low-A West  
Chairman/CEO: Tom Volpe  
President: Pat Filippone  
Assistant General Managers: Luke Johnson & Gary Olson  
Media Relations: Luke Johnson  
ljohnson@stocktonports.com; (209) 644-1952  
Manager: Rico Brogna  
Pitching Coach: Chris Smith  
Hitting Coach: Francisco Santana  
Asst. Hitting Coach: Craig Conklin  
Athletic Trainer: Toshiaka Nagahara  
Sport Performance Coach: Kevin Guild



## ARIZONA A'S (ROOKIE)

Lew Wolff Training  
Complex at Fitch Park  
160 E. Athletics Way  
Mesa, AZ 85201  
(480) 387-5800  
League: Arizona League  
Manager: Adam Rosales  
Pitching Coach: Gabriel Ozuna  
Hitting Coach: Lloyd Turner  
Hitting Coach: Ruben Escalera  
Athletic Trainer: Chris Lessner  
Sport Performance Coach: Nathan Penaranda



---

## MINOR LEAGUE FIELD STAFF

---

### JIM EPPARD

#### Minor League Hitting Coordinator

Originally drafted by the A's in the 13th round of the 1982 draft out of Cal, Jim Eppard rejoined the A's in 2016 as the organization's minor league hitting coordinator. Prior to that, he spent two seasons as assistant hitting coordinator for Los Angeles (AL) after serving as the club's hitting coach from May 15, 2012 through the end of the 2013 season, leading the team to the 2012 team to an American League-best .274 batting average. Before coaching the big league squad, he served as hitting coach at Triple-A Salt Lake for nine-plus seasons from 2003-12. Prior to joining the Angels organization, he spent eight seasons in the Rockies minor league system as hitting coach for Triple-A Colorado Springs (2000-02) and as manager at three different Rockies affiliates from 1995-99. In 1997, as manager of the Portland Rockies, he piloted the club to the Northwest League championship and was voted Manager of the Year.

As a player, he spent 12 years in pro baseball, including four as a Major Leaguer with the Angels and Blue Jays. He hit .281 in 82 career Major League games and is a lifetime .310 hitter in 1,199 minor league games, winning four minor league batting titles in four different leagues.

Jim lives in Rapid City, S.D., with his wife Lou Ann. They have a daughter, Hannah.



### GIL PATTERSON

#### Minor League Pitching Coordinator

Gil Patterson returns for his sixth season of his third stint as the A's minor league pitching coordinator after spending the previous three seasons in similar roles with the New York Yankees (2013-15). He previously held this position with the A's in 1996 and from 2008-12. Prior to his second stint with the A's, he spent three years coaching in the Yankees minor league system with the GCL Yankees (2006-07) and Triple-A Columbus (2005).

He has also served as Toronto's bullpen coach in 2001 and its pitching coach from 2002-04, after serving as the Arizona minor league pitching coordinator from 1997-2000. Patterson originally joined the Oakland organization in 1991, coaching in the Arizona Rookie League in Scottsdale. He coached for the A's Single-A affiliate in Madison from 1992-93, Single-A West Michigan in 1994 and the Rookie League Scottsdale A's in 1995 before his first stint as the roving minor league pitching instructor in 1996.

He began his coaching career at Triple-A Columbus and Single-A Oneonta with the New York Yankees organization in 1984. Patterson was the Yankees first selection of the secondary phase of the 1975 June draft. He made his professional debut that year with Single-A Oneonta, leading the New York-Penn League in strikeouts (97). Patterson tossed a no-hitter on June 28, 1976 with Double-A West Haven before being promoted to Triple-A Syracuse. He opened the 1977 season in Syracuse before making his Major League debut with the Yankees at age 21. He appeared in 10 games (six starts) with the eventual World Series champions in 1977 while posting a 1-2 record and 5.45 ERA.

Patterson suffered a torn rotator cuff and spent considerable time on the disabled list in 1978 and 1979. He pitched in the Yankees minor league system in 1980-81 and the San Francisco Giants organization in 1982 before having career-ending Tommy John surgery following Spring Training in 1983. In total, Patterson underwent eight operations during his career.

Patterson makes his offseason home in Odessa, Fla., with his wife, Jan. The couple has four children — Brandy, Raquel, Kyle and G.T.





## JUAN NAVARRETE

### Minor League Infield Coordinator

Juan Navarrete is in his second season as the A's minor league infield coordinator after spending three seasons as the minor league defensive coordinator, two seasons as the minor league defensive, baserunning and bunting coordinator, 12 seasons as minor league roving infield instructor, and two years as minor league roving hitting instructor. Navarrete spent the previous seven seasons as a minor league manager and compiled a 390-338 (.536) record during that span. In his first two seasons as a manager for the A's Arizona Rookie League team (1995-97), he earned manager and co-manager of the year honors after guiding the team to first- and second-place finishes, respectively. Navarrete was promoted to Single-A Modesto in 1998 and took over the managerial duties at Single-A Visalia in 1999, where he guided the Oaks to playoff appearances in two of his three seasons.

A former infielder, Navarrete's playing career spanned 21 years (1970-90). He spent the majority of his career with the Saltillo Saraperos of the Mexican League as a player (1970-71; 78-82) and as a player-manager (1983-85). Navarrete was an eight-time All-Star and a member of Saltillo's 1980 championship squad. He also played six seasons in the Montreal organization (1972-77). Navarrete spent his winters in the Mexican-Pacific Winter League (1972-90) and is among the all-time leaders in various statistical categories. In 1998, Navarrete was inducted into the Mexican Baseball Hall of Fame and the Caribbean Baseball Hall of Fame.

Navarrete makes his home in San Tan Valley, Ariz., with his wife, Maria, and two daughters, Airam and Ana.



## STEVE SCARSONE

### Minor League Outfield and Baserunning Coordinator

Steve Scarsonne enters his second season as minor league outfield and baserunning coordinator after serving as minor league roving infield and baserunning instructor in 2019 and as a traveling instructor from 2017-18.

Prior to working as a traveling instructor, he served four seasons as the manager of the A's top minor league affiliate, including earning the Pacific Coast League's Manager of the Year Award in 2016. Scarsonne previously managed Midland (2011-12), Stockton (2010) and Kane County (2009) in the A's system, as well as Lancaster (2002) and South Bend (2001). He also served as Oakland's interim third base coach for the last half of the 2017 season.

Scarsonne played seven seasons as a Major League utility infielder with Philadelphia (1992), Baltimore (1992), San Francisco (1993-96), St. Louis (1997) and Kansas City (1999). He had his best season in 1995, batting .266 with 11 home runs and 29 RBI for the Giants. Scarsonne was originally drafted by Philadelphia in the 2nd round of the 1986 draft. He played six seasons in the minors before making his Major League debut with the Phillies in 1992.

Scarsonne makes his offseason home in Scottsdale, Ariz., with his wife, Becki. The couple has two children, a daughter, Leah, and son, Ty.



## GABE ORTIZ

### Minor League Catching Coordinator

Gabe Ortiz enters his second season as minor league catching coordinator and his 15th with the A's organization, which includes five years as a player.

He joined the organization at 20 years old and spent five seasons as a catcher in the A's system. He reached as high as Double-A Midland and was a career .238 hitter with eight homers in 146 games. He has been part of the AZL A's coaching staff as general assignment coach since 2012.

Ortiz resides in Gilbert, Ariz., with his wife, Gerri, and children, Gabriel Jr., Gavin and Genevieve.



## EDDIE MENCHACA

### Latin America Field Coordinator

Eddie Menchaca enters his first season as Latin America field coordinator after serving two seasons as the supervisor of Latin American player development. He joined the A's organization in 2018 as manager for the A's affiliate in the Arizona Rookie League and spent two seasons in that role.

Menchaca was a 36th round draft choice out of South Mountain Community College (Phoenix, Ariz.) by the Seattle Mariners in 1999. The infielder played five seasons of affiliated baseball, reaching as high as Double-A San Antonio with the club in 2005.

He resides in Phoenix, Ariz., with his four children, Jonathan, Anthony, Jeremy, & Analise Sky, and his wife, Jasmine.



## CASEY UPPERMAN

### Throwing Performance Coach

Casey Upperman enters his second season as throwing performance coach and his second season with the Athletics organization.

Drafted in the 24th round of the 2009 First-Year Player Draft by Atlanta before being selected in the 47th round of the 2010 draft by the Arizona Diamondbacks, Upperman played professionally with the Arizona, Washington and Baltimore organizations, as well as with the Normal Cornbelters and Cleburne Rail-roders of the American Association from 2010 to 2017.

Upperman was born and raised in Phoenix, Ariz., and attended Notre Dame Preparatory in Scottsdale, Ariz., and Yavapai College in Prescott, Ariz. He currently owns a training facility in Phoenix, Rotational Athlete Solutions, where he trains pitchers and golfers.

Upperman resides in Phoenix with his two dogs, Fitz and Floyd.



## LARRY DAVIS

### Senior Coordinator of Medical Services

Larry Davis begins his 49th season with the A's organization and his fifth as senior coordinator of medical services. He spent the previous nine seasons as coordinator of medical services. Davis oversees and administers all health and injury issues throughout the organization.

Before his current post, Davis served 10 seasons (1998-2007) as the A's head trainer and 14 previous years (1984-97) as an assistant trainer for the big league club. A native of Tucson, Ariz., Davis attended the University of Arizona where he majored in physical education. He began his baseball career in 1973 as the head trainer, traveling secretary and equipment manager of the Tucson Toros, then Oakland's Triple-A affiliate. He remained in that capacity for 11 seasons as the affiliate moved to San Jose, Vancouver, Ogden and Tacoma.

Larry makes his home in Mesa, Ariz., with his wife, Suzi.



## NATE BROOKS

### Minor League Medical Coordinator

Nate Brooks enters his fifth season as the A's minor league medical coordinator after spending the previous four seasons as the organization's minor league rehab coordinator. This is Brooks' 17th season in the A's organization, previously serving as the trainer for Single-A Stockton (2010-12), Single-A Kane County (2008-09), Short-Season Vancouver (2006-07) and the Rookie-Level Arizona A's (2005).

Brooks earned his undergraduate degree in exercise science from Murray State in 2002, and his master's degree in biomechanics from Auburn in 2005. He is a certified member of the National Athletic Trainers' Association.

Brooks resides in Phoenix, Ariz., with his wife, Sarah, and son, Cad.



## TRAVIS TIMS

### Minor League Rehab Coordinator

Travis Tims is in his fifth season as the A's minor league rehab coordinator. He spent nine seasons in the A's farm system as athletic trainer with Short-Season Vancouver (2008-10), Short-Season Vermont (2011), Single-A Burlington (2012) and Single-A Stockton (2013-16). He was named athletic trainer of the year in the Northwest League in 2010 and California League in 2015.

Tims began his career as an intern with the Seattle Mariners Arizona Rookie League team in 2007.

Tims obtained his degree in exercise and sports science at Oregon State University. He is a native of Santa Fe, N.M., and currently resides in Gilbert, Ariz., with his wife, Katelyn, and daughter, Charlotte.



## CRAIG LEFFERTS

### Minor League Pitching Rehab Coordinator

Former Major League pitcher Craig Lefferts returns for his seventh season as minor league pitching rehab coordinator after spending 12 seasons as a pitching coach in Oakland's minor league system with Double-A Midland (2003), Short-Season Vancouver (2004-2010), Single-A Stockton (2011-12) and Short-Season Vermont (2013-14). Additionally, Lefferts served in the same capacity at Tennessee (2000-02) and Medicine Hat (1999) in the Toronto Blue Jays system.

In his 12-year Major League career, Lefferts compiled a 58-72 record with a 3.43 ERA, which included stints with the Cubs, Padres, Giants, Orioles, Rangers and Angels. A 9th-round selection by the Cubs in 1980, Lefferts made his Major League debut with Chicago in 1983. In 1984, Lefferts posted a career-best 2.13 ERA for the National League West Division champion Padres and tossed 10 scoreless innings in six postseason appearances. He was the winning pitcher in the final two NLCS games against Chicago and earned the save in the Padres only World Series victory against Detroit.

In 1987, Lefferts made 44 appearances for San Francisco, including three scoreless outings in the NLCS against St. Louis. In 1989, he matched Gary Lavelle's team record for saves by a left-handed pitcher with 20 and appeared in five postseason games, making two appearances in the NLCS against Chicago and three against the A's in the World Series. After recording 23 saves in 1991, he was converted to a starter in 1992 and finished 13-9 with a 3.69 ERA in 27 starts for the Padres. Lefferts retired after making 30 appearances for the California Angels during the 1994 season.

Lefferts and his wife, Wendy, reside in Scottsdale, Ariz., with their five children, Brock, Brady, Taylor, Tanner and Lindsay.



## BRYAN COREY

### Assistant Pitching Rehab Coordinator

Bryan Corey begins his first season as assistant pitching rehab coordinator after serving as pitching coach of the Arizona A's for the last two seasons. He spent the previous two seasons as pitching coach at Short-Season Vermont (2017) and Single-A Stockton (2018). Prior to that, he served as a Four Corners scout for Milwaukee (2015-16) and a Major League Advance scout for Cleveland (2013-14).

Originally drafted as a shortstop by Detroit in the 12th round of the 1993 draft, Corey was converted to a pitcher after two pro seasons. He spent the next 18 seasons on the mound, including five years in the majors with Arizona, Los Angeles (NL), Texas, Boston and San Diego, winning a World Series with the Red Sox in 2007.

He also played two seasons in Japan (2004, 2010), winning the Japan Series with Chiba Lotte during his second stint. Additionally, he pitched in both Korea and Taiwan before retiring after the 2012 season.



A native of Thousand Oaks, Calif., Corey resides in Phoenix, Ariz., and has two daughters, Brooke and Blair.

## JAVIER ALVIDREZ

### Latin American Medical Coordinator

Javier Alvidrez enters his fourth season as Latin American Medical Coordinator for the Athletics. This is his second stint in the A's organization, having served as a minor league athletic trainer for eight seasons (2000-07), making stops with the AZL Athletics (2000-03), Single-A Modesto (2004) and Double-A Midland (2005-07). He then spent five seasons in the New York Yankees system as Asst. Minor League Strength and Conditioning Coordinator/Latin America Medical Coordinator (2008-12) and five with Seattle as the Mariners Latin America Athletic Training Coordinator (2013-17). He also spent one season in the Dominican Republic as head athletic trainer for the Leones del Escogido (2005-06).

A native of El Paso, Texas, Alvidrez resides in Peoria, Ariz., with his wife, Faviola, and their two daughters, Victoria and Emilia.



## JD HOWELL

### Minor League Sport Performance Coordinator

JD Howell enters his ninth season with the Oakland Athletics and first as minor league sport performance coordinator. In the year prior to joining the A's, Howell interned with Stanford University and Albright College in Reading, Pa.

Howell graduated from East Stroudsburg University in East Stroudsburg, Pa., where he played football and majored in exercise science.

A native of Northampton, Penn., Howell currently resides in Laveen, Ariz., with his wife, Emily, and their son, Ronan.



## SCOTT SMITH

### Assistant Minor League Sport Performance Coordinator

Scott Smith has been promoted to assistant minor league sport performance coordinator after spending the previous three seasons filling the role of strength and conditioning coach for Beloit and the AZL A's.

Prior to joining the A's, Smith spent time with the Phillies, Marlins and Padres. Smith earned his bachelor's and master's degrees from Georgia College & State University, where he played collegiately for three seasons.

A native of Spartanburg, S.C., Smith currently resides in Milledgeville, Ga.



## ED GITLITZ

### Minor League Technology and Development Manager

Ed Gitlitz enters his fifth season as the minor league technology and development manager. He previously worked as a video intern with the Milwaukee Brewers (2011), Toronto Blue Jays (2012), Los Angeles Dodgers (2013-2014), Arizona Diamondbacks (2015) and Synergy Sports Tech (2016) before joining the A's.

He is a dual major from SUNY Cortland with a BA in Political Science and Sports Management and a Masters of Science in Sports Management.

Originally from New City, N.Y., Ed resides in Litchfield Park, Ariz., with his wife, Kristin, children, Rebecca and Jason, and dog, Kevin.



## CHAD HUSS

### Head Groundskeeper, Arizona

Chad Huss enters his 23rd season in the Athletics organization as the Arizona head groundskeeper. Prior to joining the A's organization, Huss worked for the Wisconsin Timber Rattlers of the Midwest League from 1995-1997. During his time with the Timber Rattlers, Huss was named Midwest League Groundskeeper of the Year in 1996 and 1997.

Originally from Kaukauna, Wis., Huss was a two-sport athlete in high school before going on to play college basketball at UW Fox Valley. His basketball coach was current MLB crew chief Gerry Davis. Davis helped him start his baseball groundskeeping career with the Timber Rattlers.

He currently lives in Chandler, Ariz., with his wife, Laurisa, and three daughters, Katelyn, Ava and Alexis.



## LAS VEGAS AVIATORS STAFF


### FRAN RIORDAN

#### Manager

Fran Riordan enters his fourth season with the A's Triple-A affiliate. He served as the manager at Double-A Midland in 2017 and Single-A Beloit the previous two seasons (2015-16). Prior to joining the A's organization, he spent four seasons as manager of the Florence Freedom of the Frontier League of Professional Baseball. He led the team to two playoff berths and is second all-time in Frontier League wins with 625.

Before joining Florence, Riordan managed the Northern League's Lake County Fielders (2010) and Kalamazoo Kings (2004-09), leading the Kings to the 2005 Frontier League title. He also served as a player-manager in the Frontier League from 2000-02, leading the Richmond Roosters to back-to-back league championships in 2001 and 2002.

Riordan made his professional baseball debut in 1997 after playing collegiately at Allegheny College, and enjoyed a seven-year playing career. He resides in Buffalo, N.Y., with his wife, Cassie, and children, Brooke, Sadie and Trent.



#### MANAGERIAL RECORD

| Year          | Team          | League                        | Record          | Finish  |
|---------------|---------------|-------------------------------|-----------------|---------|
| 2000          | Dubois County | Frontier League (Independent) | 35-47           | 5th     |
| 2001          | Richmond      | Frontier League (Independent) | 49-35           | 2nd     |
| 2002          | Richmond      | Frontier League (Independent) | 53-31           | 2nd     |
| 2004          | Kalamazoo     | Frontier League (Independent) | 51-45           | 3rd     |
| 2005          | Kalamazoo     | Frontier League (Independent) | 53-43           | 1st     |
| 2006          | Kalamazoo     | Frontier League (Independent) | 47-49           | 4th     |
| 2007          | Kalamazoo     | Frontier League (Independent) | 51-45           | 3rd     |
| 2008          | Kalamazoo     | Frontier League (Independent) | 60-36           | 1st     |
| 2009          | Kalamazoo     | Frontier League (Independent) | 58-38           | 1st     |
| 2010          | Lake County   | Northern League (Independent) | 41-59           | 7th     |
| 2011          | Florence      | Frontier League (Independent) | 39-57           | 6th     |
| 2012          | Florence      | Frontier League (Independent) | 57-39           | 2nd     |
| 2013          | Florence      | Frontier League (Independent) | 53-43           | 3rd     |
| 2014          | Florence      | Frontier League (Independent) | 41-55           | 5th     |
| 2015          | Beloit (A)    | Midwest League                | 55-84           | 7th/5th |
| 2016          | Beloit (A)    | Midwest League                | 59-80           | 6th/8th |
| 2017          | Midland       | Texas League                  | 67-71           | 2nd/3rd |
| 2018          | Nashville     | Pacific Coast League          | 72-68           | 2nd     |
| 2019          | Las Vegas     | Pacific Coast League          | 83-57           | 1st     |
| 2020          | Las Vegas     | Pacific Coast League          | Season Canceled | -       |
| <b>Totals</b> |               |                               | <b>1024-982</b> |         |

**2005 Playoffs:** Defeated Rockford 3 games to 1 in the semifinals; defeated Chilicothe 3 games to 2 in finals

**2008 Playoffs:** Defeated Gateway 3 games to 1 in the semifinals; defeated by Windy City 3 games to 0 in finals

**2009 Playoffs:** Defeated by Lake Erie 3 games to 2 in the semifinals

**2012 Playoffs:** Defeated Gateway 3 games to 2 in the semifinals; defeated by Southern Illinois 3 games to 1 in the finals

**2013 Playoffs:** Defeated by Schaumburg 3 games to 0 in the semifinals

**2017 Playoffs:** Defeated San Antonio 3 games to 2 in the semifinals; defeated Tulsa 3 games to 2 in the finals

**2019 Playoffs:** Defeated by Sacramento 3 games to 2 in the semifinals

## RICK RODRIGUEZ

### Pitching Coach

Rick Rodriguez returns for his sixth season of his fourth stint as pitching coach of the A's top affiliate after previously serving in that capacity from 2000-02, 2004-10 and 2013-14. He also served as pitching coach for Stockton in 2015, as Oakland's bullpen coach from 2011-12 and as the manager of Single-A Modesto in 2003.

This is his 37th year in the A's organization, including seven seasons as a player and 28 as a minor league coach. Prior to becoming the pitching coach in Sacramento in 2000, he coached for the Rookie-level Arizona League A's (1992), Short-Season Southern Oregon (1993-94) and Single-A Modesto (1995-99).

Rodriguez was originally selected by Oakland in the second round of the 1981 June draft and spent seven seasons with the A's organization, including two in the majors with Oakland. He went 1-2 with a 6.61 ERA in three starts in 1986 and 1-0 with a 2.96 ERA in 15 relief appearances in 1987. Rodriguez also pitched for Cleveland (1988) and San Francisco (1990) in his big league career, compiling a 3-4 record and 5.73 ERA in 31 games, including eight starts. His playing career concluded in 1991 when he made three appearances for Triple-A Phoenix in the Giants farm system.

An East Bay native, Rodriguez was born in Oakland and graduated from Castro Valley High School in 1978. He attended Chabot Junior College in Hayward and the University of California, Riverside. Rodriguez was named to the Castro Valley Sports Hall of Fame in 2011.

Rodriguez currently resides in Folsom, Calif., with his wife, Dana. They have a daughter, Rachel, and son, Ryan.



## TOMMY EVERIDGE

### Hitting Coach

Tommy Everidge joins the Aviators staff as hitting coach after spending the last three seasons serving in the same role for the RockHounds. 2021 will be his eighth season as a coach in the A's farm system, having also served as hitting coach at Short-Season Vermont (2014-15) and Single-A Stockton (2016-17).

Everidge had a nine-year playing career, including more than six years in the A's system. He was drafted by Oakland in the 10th round of the 2004 draft, and his time with the A's culminated in a 24-game Major League call-up in 2009. In 2008, he led the Texas League and the A's organization with 115 RBI, including a three-home run, 10-RBI game on May 26 at Tulsa. In 2011, he was named the Atlantic League Player of the Year while playing for the Lancaster Barnstormers, setting a league record with 69 extra-base hits.

Born in Glen Ellen, Calif., Tommy graduated from Sonoma Valley High School and played collegiately at Sonoma State University. He resides in Arizona with his wife Kellie, three children, Allison, Camden, and Jackson, and dog, Rylie



## BRIAN MCARN

### Assistant Hitting Coach

Brian McArn joins the Las Vegas staff as assistant hitting coach after spending the last three seasons as the Stockton hitting coach. This year is his 23rd season as a hitting coach in the A's system, having previously coached for Stockton (2011-12, 2014-15), Midland (2004, 2013, 2016-17), Sacramento (2005-10) and the A's former Single-A affiliate in Modesto (1998-2003).

Prior to joining the A's organization, McArn spent one season as the hitting coach for the Single-A Vermont Expos in the New York-Penn League. McArn began his coaching career at American River Junior College in Sacramento, where he served as an assistant coach.

Selected in the 26th round of the 1991 June draft, McArn spent two seasons in the A's organization before injuries ended his career in 1992.

McArn makes his offseason home in Elk Grove, Calif., with his wife, Cancy, and four children: Brian, Bryson, Brevon and Braydon.



## SHANE ZDEBIAK

### Athletic Trainer

Shane Zdebiak enters his first season as athletic trainer for Las Vegas after spending three years in the same role with Single-A Stockton. Prior to that, he was athletic trainer for Single-A Clinton in the Seattle Mariners organization in 2016 after serving as athletic trainer for Short-Season Everett from 2014-15, also in the Seattle system.

Prior to joining the Mariners, he worked as the athletic trainer of the Winnipeg Goldeyes of the independent American Association from 2010-13 and two seasons with the Steinbach Pistons of the Manitoba Junior Hockey League.

Zdebiak graduated from the University of Manitoba in 2009 with a B.A. in kinesiology and is certified as an athletic therapist through the Canadian Athletic Therapists' Association and as an athletic trainer through the National Athletic Trainers' Association Board of Certification.

A native of Gimli, Manitoba, Canada, the 35-year-old currently resides in Scottsdale, Ariz.




## JAKE ROUTHIER

### Assistant Athletic Trainer

Jake Routhier will serve as the assistant athletic trainer for the Las Vegas Aviators after serving as athletic trainer in the Dominican Summer League in 2019.

Routhier previously worked as an intern for the New York Yankees and the Arizona Diamondbacks. He is a graduate of the University of Connecticut and currently resides in Fairfield, Conn.




## OMAR HAMED

### Sport Performance Coach

Omar Hamed joins the Las Vegas staff for his first season as sport performance coach after serving as assistant minor league strength and conditioning coordinator last season. This will be his eighth season in the organization. During the offseason, Hamed helps MLB develop its strength & conditioning programs around the world. Prior to joining the Athletics, he spent one season in the Los Angeles Dodgers organization in 2009. Hamed graduated Magna Cum Laude from the Inter-American University of Puerto Rico before earning his master's in Nutrition and Human Performance from Logan University in Chesterfield, Mo.

Hamed resides in Gilbert, Ariz., with his wife, Coraliz, their sons, Yadier and Ocean, and their dog, Malia.





## MIDLAND ROCKHOUNDS STAFF

### BOBBY CROSBY

#### Manager

Bobby Crosby makes his managerial debut with Double-A Midland after serving as a coach with the RockHounds in 2019. The former infielder played in the Major Leagues for eight seasons, winning the Rookie of the Year in 2004 with the Oakland A's.

Crosby was originally drafted in the first round (25th overall) of the 2001 First Year Player Draft by the Oakland A's out of Long Beach State University. He went on to play 747 Major League baseball games, recording 62 homers and 276 RBI. His best season came in 2004, in which he was named American League Rookie of the Year after hitting .239 with 22 homers and 64 RBI in 151 games with the A's.

Crosby played three seasons for the Dirtbags, hitting a combined .324 with 21 homers and 93 RBI. He was named the Big West Player of the Year and third team All-America by Collegiate Baseball in 2001 after batting .353 with nine homers and 39 RBI. Crosby also represented the USA in the summer of 2000 as he was the starting shortstop for Team USA.

Crosby makes his offseason home in Ft. Worth, Tex. He has three sons, Tyler, Dylan and Finley.



### STEVE CONNELLY

#### Pitching Coach

Steve Connelly enters his fourth season as pitching coach of the Midland RockHounds. He spent 2016-17 as pitching coach of the Stockton Ports after serving in the same capacity for Single-A Beloit in 2015 and Short-Season Vermont in 2014.

Prior to joining the A's organization in 2014, he was the pitching coach at the University of Alabama-Huntsville from 2011-13.

Connelly, 46, is a native of Long Beach, Calif., who starred on the University of Oklahoma's 1994 team that won the College World Series. He was selected by Oakland in the 24th round of the 1995 amateur draft and pitched four seasons in the A's organization. He made his Major League debut in 1998, posting a 0-0 record and 1.93 ERA in three relief appearances with Oakland.

Connelly resides in Huntsville, Ala. He has four children: Vee, John, Lochlan and Atkins.



### KEVIN KOUZMANOFF

#### Hitting Coach

Kevin Kouzmanoff enters his third season as a professional hitting coach, and first with Double-A Midland, after making his coaching debut with Short-Season Vermont in 2019. He joined the A's organization after spending the 2018 season as an assistant coach with Metropolitan State University of Denver.

The former Major Leaguer was a career .257 hitter with 87 homers and 371 RBI in seven seasons while playing for the Cleveland (2006), San Diego (2007-09), Oakland (2010-11), Colorado (2011) and Texas (2014).

A native of Denver, Colo., Kouzmanoff makes his offseason home Denver.



### JUAN DILONE

#### Assistant Hitting Coach

Juan Dilone joins the Midland staff as assistant hitting coach in his 26th season in the A's organization, which includes 20 years as a coach and instructor and six as a player.



Dilone's first coaching assignment was in 2002 as hitting coach at Single-A Visalia. He also had one-year stints at Short-Season Vancouver (2003) and the A's entry in the Arizona Rookie League (2004) before spending four seasons as coordinator of Dominican instruction (2005-09). Dilone then spent seven more seasons as hitting coach for the A's rookie league club (2009-15) before spending four seasons with Single-A Beloit as hitting coach (2016-19).

Dilone signed a free agent contract with Oakland in 1990 and spent six seasons (1991-94; 96-97) in the A's farm system. A former infielder, Dilone spent his final two seasons at Single-A Modesto, where he batted a career-best .265 with 14 home runs in 1996.

A native of Santo Domingo, Dominican Republic, Dilone makes his offseason home in Higuey, Dominican Republic, with his wife, Evelyn, and children, Jhonssei and Emelyn.


## NICK VOELKER

### Athletic Trainer

Nick Voelker enters his fourth season with the Athletics, his first at Midland. He spent his first season in 2018 in the Dominican Republic and was with the A's Arizona Gold squad last year. He began his career as athletic trainer with the Cincinnati Reds affiliate in the Dominican Republic in 2017.

Voelker earned his MS in Sport & Exercise Science from the University of Central Florida (2017) and his BS in Athletic Training from the University of Indianapolis (2014).

Nick resides in Scottsdale, Ariz. with his fiancée, Cayla.



## MATT MOSIMAN

### Sport Performance Coach

Matt Mosiman enters his first season as sport performance coach at Double-A Midland after spending 2017 with the Dominican Summer League A's and 2018-19 with Single-A Stockton.

Prior to joining the A's, Mosiman interned with Notre Dame, New Mexico State University and the University of Wisconsin, La Crosse. A graduate of La Crosse, Mosiman earned both his bachelor's and master's degrees from the institution.

Mosiman grew up and currently resides in Oregon, Wis.



## LANSING LUGNUTS STAFF

### SCOTT STEINMANN

#### Manager

Scott Steinmann enters his first season as manager for Lansing after spend the last four seasons managing in Midland and Beloit. He spent the previous 17 seasons as a coach and manager in the Seattle organization. He served as manager at four different levels, including Double-A West Tennessee (2008); Single-A Advanced High Desert (2007); Single-A Wisconsin (2005) and Clinton (2009, 2014-15); and Rookie-level Peoria (2003-04, 2011).

After a three-year career as a catcher in the Mariners farm system, Steinmann began his coaching career as a roving catching instructor with Seattle in 1999, then joined Short-Season Everett as a coach that June. He then coached at Single-A Wisconsin (2000-01) and Single-A Advanced San Bernardino (2002) before making his managerial debut in Peoria in 2003. He also served as a coach with Peoria (2006), Everett (2010, 2012) and Triple-A Tacoma (2013).

He reached the postseason in 2005 with Wisconsin and led West Tennessee to a first-half title in 2007. On May 7, 2014, he led Clinton to a 20-17 win over the Burlington Bees after trailing by 16 runs, marking the largest deficit ever overcome in a minor league game.

Steinmann played collegiately at Miami (Ohio) University and resides in Chandler, Ariz., with his wife Suzy, daughter, Alex, and son, Ben. His oldest son, Jake, has three children, Jonas, Andre, and Magee.



## MANAGERIAL RECORD

| Year          | Team            | League     | Record          | Finish    |
|---------------|-----------------|------------|-----------------|-----------|
| 2003          | Peoria (Rookie) | Arizona    | 30-23           | 3rd/3rd   |
| 2004          | Peoria (Rookie) | Arizona    | 31-25           | T-2nd/5th |
| 2005          | Wisconsin (A)   | Midwest    | 76-63           | 1st/1st   |
| 2007          | High Desert (A) | California | 54-86           | 5th/5th   |
| 2008          | West Tenn. (AA) | Southern   | 70-86           | T-1st/5th |
| 2009          | Clinton (A)     | Midwest    | 69-68           | 4th       |
| 2011          | Peoria (Rookie) | Arizona    | 25-31           | 2nd       |
| 2014          | Clinton (A)     | Midwest    | 61-77           | 7th/6th   |
| 2015          | Clinton (A)     | Midwest    | 46-93           | 6th/8th   |
| 2017          | Beloit          | Midwest    | 65-73           | t-4th/4th |
| 2018          | Midland         | Texas      | 68-71           | 3rd/3rd   |
| 2019          | Midland         | Texas      | 73-66           | 2nd/1st   |
| 2020          | Midland         | Texas      | Season Canceled |           |
| <b>Totals</b> |                 |            | <b>596-696</b>  |           |

**2005 Playoffs:** Defeated Clinton 2 games to 0 in the semifinals; defeated by South Bend 3 games to 2 in the finals

**2008 Playoffs:** Defeated by Carolina 3 games to 0 in the semifinals

**2019 Playoffs:** Defeated by Amarillo 3 games to 2 in the semifinals

## DON SCHULZE

### Pitching Coach

Don Schulze joins the Lansing staff as pitching coach for the first season and his 16th season overall as a coach in the A's system. A former first-round pick of the Chicago Cubs in 1980, Schulze began his coaching career with the A's rookie-level affiliate in 2006. Since then, he has served as the pitching coach with Kane County (2007-08), Stockton (2009-10), Midland (2011-14, 17), Nashville (2015) and Beloit (2016, 2018-20).

The former Major League pitcher compiled a 15-25 record and 5.47 ERA while playing for the Cubs (1983-84), Indians (1984-86), Mets (1987), Yankees (1989) and Padres (1989). From 1990-92, Schulze pitched for the Orix Blue Wave in Japan. He then closed out his playing career in 1993 with Baltimore's Triple-A affiliate.

Schulze makes his offseason home in Dixon, Ill., with his wife, Jeanne, and daughters, Sarah and Madeline.



## JAVIER GODARD

### Hitting Coach

Javier Godard enters the third season of his professional coaching career and his first as hitting coach for Lansing.

Originally signed as an international free agent on Jan. 30, 2013 by the Oakland A's, Godard went on to play six seasons of affiliated baseball with the club. He played three years in the Dominican Summer League before coming to the United States in 2016. His best season came in 2015 when he batted .277 with 16 doubles and 22 RBI in 59 games for the DSL A's.

Godard was born in Baruta, Venezuela. He is married to Johanna.



## ANTHONY PHILLIPS

### Assistant Hitting Coach

Anthony Phillips enters his first season as assistant hitting coach for Lansing and his third season with the A's organization. He previously served as a coach for Beloit in 2019.

Originally signed as an international free agent on July 2, 2006 by the Seattle Mariners out of South Africa, Phillips went on to play 11 seasons of affiliated baseball with Seattle (2007-2013), Philadelphia (2014), Los Angeles-AL (2016) and Colorado (2017-2018). Phillips went on to play 922 MiLB games, batting .230 with 42 homers and



270 RBI. He participated in the World Baseball Classic in 2009 as a member of the South African national team.


Born in Bellville, South Africa, Phillips resides in Scottsdale, Ariz., with his wife, Andrea.

## BRIAN THORSON

### Athletic Trainer

Brian “Doc” Thorson is in his 38th season in the A’s organization as a minor league athletic trainer, and his first with Lansing. He has worked previously with a number of A’s affiliates, including present teams in Double-A Midland, Single-A Stockton and Single-A Beloit.

Thorson spent five years in the Milwaukee Brewers organization prior to joining the A’s. He also spent eight seasons in the Puerto Rican Winter League, attending four Caribbean Series. Thorson has worked All-Star Games in the Southern League, Texas League, California League and Midwest League as well as in Puerto Rico.



## CONNOR HUGHES

### Sport Performance Coach

Connor Hughes enters his third season with the A’s organization, his first as sport performance coach for Lansing.

Hughes is a native of Minden, Nev., and has a B.S. in Kinesiology from Boise State University.



## STOCKTON PORTS STAFF

## RICO BROGNA

### Manager

Rico Brogna will join the Stockton staff as manager after previously serving as a coach for Double-A Reading in the Philadelphia organization (2018). Prior to that, he spent four seasons with the Angels as a pro scout (2016-17), player information coach (2015) and special assistant to the general manager (2014).

Brogna scouted for the Rays in 2011 and worked five years for the Diamondbacks as a scout (2006-09), interim field coordinator (2008) and manager for Double-A Mobile (2010), taking the team to the Southern League Championship Series. He was named Arizona’s director of player development following the 2010 season but resigned to become the head football coach at Notre Dame Catholic High School in Connecticut. He also scouted for the Rockies in 2005 and worked the 2002 season as a coach for Reading in the Phillies minor league system.

The former first baseman played nine Major League seasons for the Tigers (1992), Mets (1994-96), Phillies (1997-2000), Red Sox (2000) and Braves (2001), finishing his career with a .269 batting average, 176 doubles, 106 home runs and 458 RBI in 848 games. Brogna finished first, third and fourth, respectively, in fielding percentage in the National League by a first baseman in 1995, 1998 and 1999.


Born in Turner Falls, Mass., Brogna resides in Woodbury, Conn.



## CHRIS SMITH

### Pitching Coach

Chris Smith enters his third season with the Stockton Ports as pitching coach after finishing his career with the Oakland A’s in 2017. Smith made his professional coaching debut after finishing his five-year Major League career.



Originally drafted by the Boston Red Sox in the fourth round of the First-Year Player Draft out of UC Riverside, Smith went on to play 15 years of professional baseball, including stints with the Boston, Milwaukee, Oakland, San Diego and Seattle organizations. He went 1-4 with a 5.41 ERA in 77 MLB games. He played 14 years in the minors, recording 58 wins with a 3.86 ERA in 316 games.

Smith resides in Hesperia, Calif., with his wife, Lisa, and his three girls, Charlotte, Abigail and Grace.

## FRANCISCO SANTANA

### Hitting Coach

Francisco Santana enters his first season as the hitting coach with the Ports after spending 2019 with the Vermont Lake Monsters and Arizona A's. He previously spent two seasons working in the Dominican Republic complex with the A's as the outfield and baserunning coach. Prior to joining the A's, he worked with the New York Yankees Dominican Complex from 2014-16.

Santana began his professional career on June 15, 2006, when he signed with the New York Yankees as an international free agent. He played five years of affiliated baseball in the Yankees organization, recording 12 homers and 100 RBI in 237 career MiLB games.

Santana was born in Higüey, Dominican Republic, and makes his home there with his wife, Joanna Rosalin, and their two children, Emmanuel and Adiel.



## CRAIG CONKLIN

### Assistant Hitting Coach

Craig Conklin joins the Stockton coaching staff after serving as a coach for Las Vegas in 2019 and the worked for the A's as the Southern California area scout for four years prior to that. In four seasons with the A's, Conklin signed players Kyle Friedrichs, Evan Manarino, Luke Persico and Sam Sheehan while also serving as coach in the instructional league, extended spring training, and with Beloit in 2016 and Stockton in 2018.

Prior to joining the A's, he worked for the MLB Scouting Bureau from 1999-2015. He worked several roles with the bureau, serving as an area scout in Southern & Northern California, covering Mexico and Australia internationally and as an advanced scout for the World Baseball Classic.

The Southern California native resides in Templeton, Calif. with his fiancée, Jena.



## TOSHIAKI NAGAHARA

### Athletic Trainer

Toshiaki Nagahara is in his 15th season in the A's organization, his first as athletic trainer at Stockton. He spent the previous eight years as athletic trainer at Short-Season Vermont after spending 2011 and 2012 with the A's Arizona Rookie League affiliate. He previously worked for the A's from 2004-07, assisting in various athletic training and conditioning roles with Triple-A Sacramento and Single-A Modesto as well as in Spring Training and instructional leagues.

Nagahara spent 2008-09 as an assistant athletic trainer and interpreter for the Cleveland Indians, communicating for pitcher Masahide Kobayashi. He served in a similar role for the Pittsburgh Pirates and infielder Akinori Iwamura in 2010.

Born in Takamatsu, Japan, Nagahara first came to the United States in 1997. He obtained his bachelor's and master's degrees in exercise science at Southern Arkansas University. He is a certified strength and conditioning specialist through the National Strength and Conditioning Association (NSCA).

Nagahara resides in Akron, Ohio, with his wife, Christine.




## KEVIN GUILD

### Sport Performance Coach

Kevin Guild is entering his first season with Stockton after serving two seasons with Vermont. A graduate of Keene State College, Guild has served as a State Director for the National Strength and Conditioning Association along with currently serving on the Vermont State Advisory Board.

Guild currently resides in South Burlington, Vermont.



## ARIZONA A'S STAFF

### ADAM ROSALES

#### Manager

Adam Rosales makes his managerial debut with the Arizona A's. The former infielder played in the major leagues for 11 seasons, including two stints with the Athletics (2010-13, 2017).

Rosales was originally drafted in the 12th round of the 2005 First Year Player Draft by Cincinnati out of Western Michigan University. He played in 651 Major League games, recording 48 homers and 179 RBI with Cincinnati (2008-09), Oakland, Texas (2013-15), San Diego (2016), Arizona (2017) and Cleveland (2018). Rosales made one post-season appearance (0-for-2, bb) with Arizona in the 2017 National League Division Series.

Rosales resides in Mesa, Ariz., with his wife, Callie, and two children, Juliet and Adrian.



### GABRIEL OZUNA

#### Pitching Coach

Gabriel Ozuna enters his seventh season as the pitching coach of the A's Arizona League affiliate after spending seven seasons as the pitching coach for Oakland's Dominican Summer League squad.

Ozuna was originally signed by St. Louis as a non-drafted free agent in 1987 and enjoyed a 17-year professional career. He reached as high as Triple-A with Louisville in 1993, when he posted a 2.92 ERA in 35 relief appearances. He recorded a career ERA of 2.54 with 61 saves, including a season-high 28 in 1989 with Single-A Savannah.

He also pitched internationally in Mexico, Taiwan, Italy and his native Dominican Republic, where he played winter ball with the Lacey Tigers and East Bulls.



### RUBEN ESCALERA

#### Hitting Coach

Ruben Escalera enters his sixth season of his second stint as hitting coach of the Arizona A's after managing the club from 2002-08 and 2014-15. Throughout his 26-year career as a coach in the A's system, he has also served as a scout in Puerto Rico and instructor at the A's academy in the Dominican Republic.

Escalera signed as a free agent with the Brewers in 1984 and played 10 professional seasons in the Milwaukee and Cincinnati organizations, as well as the Mexican Professional League. During his 12 years playing winter ball in Puerto Rico, Escalera played on the 1995 Caribbean Series champion "Puerto Rican Dream Team" alongside Roberto Alomar, Bernie Williams, Juan Gonzalez, Edgar Martinez and Carlos Delgado.

Born in San Juan, Puerto Rico, Escalera makes his home in Carolina, Puerto Rico, with his wife Maryann Martinez, and their children, Jania, Karlee and Karilys.



## LLOYD TURNER

### Hitting Coach

Lloyd Turner enters his ninth season coaching in the A's organization and will serve as hitting coach for the Arizona A's. Prior to managing Beloit in 2019, he filled the role of hitting coach for Vermont (2013, 2016-18) and Beloit (2014-15).

Selected by the A's in the 16th round of the June 2002 draft, Turner spent six years in the Oakland farm system. He concluded his playing career with Lancaster (2008-10) and Camden (2011-12) of the independent Atlantic League.

Turner and his wife, Tara, live in Mesa, Ariz. He has two sons, Chandler and Christian, and a daughter, Cardyn.



## CHRIS LESSNER

### Athletic Trainer

Chris Lessner is entering his 28th season in the A's organization. Prior to joining the A's Arizona Rookie League affiliate, Lessner served as an athletic trainer with Single-A Modesto and Short-Season Vancouver. He has spent offseasons working with the U.S. junior luge team and has also traveled with the Harlem Globetrotters. Lessner began his career as a clubhouse manager with Short-Season Southern Oregon.

Lessner holds a degree in exercise and sports science from Oregon State University. He has two sons, Tyler and Alex.



## NATHANIEL PENARANDA

### Sport Performance Coach

Nathaniel Penaranda enters his first season with the Athletics after spending three years as a sports performance specialist for Grand Canyon University, where he oversaw the strength and conditioning programs for the men's soccer, beach volleyball, and swim and dive teams. Prior to his time with GCU, he served as assistant strength coach for the University of Portland following stints at USC and TCU as a sports performance intern.

A native of Vancouver, Wash., Penaranda attended Western Oregon University in Monmouth, Ore., where he played football. He has a master's degree from Grand Canyon University, along with five certifications in the strength and conditioning field.



### FRANCHISE FACTS

|                               |           |                             |    |
|-------------------------------|-----------|-----------------------------|----|
| All-Time Record               | 9064-9476 | West Division Championships | 17 |
| Philadelphia                  | 3886-4248 | Wild Card Championships     | 4  |
| Kansas City                   | 829-1224  | Most Valuable Players       | 11 |
| Oakland                       | 4349-4004 | Cy Young Award Winners      | 5  |
| World Championships           | 9         | Rookies of the Year         | 8  |
| Philadelphia                  | 5         | Managers of the Year        | 4  |
| Oakland                       | 4         | Hall of Famers              | 17 |
| American League Championships | 15        |                             |    |
| Philadelphia                  | 9         |                             |    |
| Oakland                       | 6         |                             |    |



# MINOR LEAGUE SCHEDULES

## LAS VEGAS

### APRIL

8-13 ..... at Round Rock  
15-20 ..... Reno  
22-27 ..... Tacoma  
29-30 ..... at El Paso

### MAY

1-4 ..... at El Paso  
6-11 ..... Sacramento  
13-18 ..... at Reno  
20-25 ..... Salt Lake  
27-31 ..... at Sacramento

### JUNE

1 ..... at Sacramento  
3-8 ..... at Albuquerque  
10-15 ..... Reno  
17-22 ..... Tacoma  
24-29 ..... at Salt Lake

### JULY

1-6 ..... Sacramento  
8-11 ..... at Reno  
12-14 ..... ALL-STAR BREAK  
15-20 ..... El Paso  
22-27 ..... at Salt Lake  
29-31 ..... Tacoma

### AUGUST

1-3 ..... Tacoma  
5-10 ..... Salt Lake  
12-17 ..... at Tacoma  
19-24 ..... Albuquerque  
26-31 ..... at Oklahoma City

### SEPTEMBER

2-7 ..... at Sugar Land  
9-14 ..... Reno  
16-21 ..... at Sacramento

## MIDLAND

### MAY

4-9 ..... at Frisco  
11-16 ..... San Antonio  
18-23 ..... at Amarillo  
25-30 ..... Frisco

### JUNE

1-6 ..... Corpus Christi  
8-13 ..... at San Antonio  
15-20 ..... at Amarillo  
22-27 ..... Wichita  
29-30 ..... at Frisco

### JULY

1-4 ..... at Frisco  
6-11 ..... at Corpus Christi  
13-18 ..... Amarillo  
20-25 ..... Corpus Christi  
27-31 ..... at Tulsa

### AUGUST

1 ..... at Tulsa  
3-8 ..... at Wichita  
10-15 ..... San Antonio  
17-22 ..... Amarillo  
24-29 ..... at San Antonio  
31 ..... Frisco

### SEPTEMBER

1-5 ..... Frisco  
7-12 ..... at Corpus Christi  
14-19 ..... Tulsa

## LANSING

### MAY

5-9 ..... Lake County  
11-16 ..... at Dayton  
18-23 ..... at Fort Wayne  
25-30 ..... Great Lakes

### JUNE

1-6 ..... South Bend  
8-13 ..... at West Michigan  
15-20 ..... Great Lakes  
22-27 ..... at Cedar Rapids  
29-30 ..... Dayton

### JULY

1-4 ..... Dayton  
6-11 ..... at Great Lakes  
13-18 ..... Lake County  
20-25 ..... at West Michigan  
27-31 ..... Fort Wayne

### AUGUST

1 ..... Fort Wayne  
3-8 ..... Lake County  
10-15 ..... Dayton  
17-22 ..... at Great Lakes  
23-29 ..... West Michigan  
31 ..... at Dayton

### SEPTEMBER

1-5 ..... at Dayton  
7-12 ..... at Fort Wayne  
14-19 ..... West Michigan

## STOCKTON

### MAY

4-9 ..... at Modesto  
11-16 ..... San Jose  
18-23 ..... at Visalia  
25-30 ..... at Rancho Cucamonga

### JUNE

1-6 ..... Lake Elsinore  
8-13 ..... San Jose  
15-20 ..... at Fresno  
22-27 ..... at Inland Empire  
29-30 ..... San Jose

### JULY

1-4 ..... San Jose  
6-11 ..... at Modesto  
13-18 ..... Fresno  
20-25 ..... at San Jose  
27-31 ..... Visalia

### AUGUST

1 ..... Visalia  
3-8 ..... Modesto  
10-15 ..... at Fresno  
17-22 ..... at Modesto  
24-29 ..... Inland Empire  
31 ..... Fresno

### SEPTEMBER

1-5 ..... Fresno  
7-12 ..... at San Jose  
14-19 ..... Modesto

## ARIZONA

Coming soon

# 2020 DRAFT PICKS

| Rd | Name             | Pos | Year | School       | Hometown     | B/T | Ht  | Wt  |
|----|------------------|-----|------|--------------|--------------|-----|-----|-----|
| 1  | Tyler Soderstrom | C   | HS   | Turlock HS   | Turlock, CA  | L/R | 6-2 | 200 |
| 2  | Jeff Criswell    | RHP | Jr.  | Michigan     | Portage, MI  | R/R | 6-4 | 225 |
| 3  | Michael Guldborg | OF  | Jr.  | Georgia Tech | Marietta, GA | R/R | 6-0 | 171 |
| 4  | Dane Acker       | RHP | Jr.  | Oklahoma     | Brenham, TX  | R/R | 6-2 | 189 |
| 5  | Stevie Emanuels  | RHP | Jr.  | Washington   | Bellevue, WA | R/R | 6-5 | 210 |

Bold indicated players signed

## A'S FIRST ROUND DRAFT PICKS

|                            |                               |                            |
|----------------------------|-------------------------------|----------------------------|
| 1965 Rick Monday, OF       | 1986 Scott Hemond, C          | 2003 Brad Sullivan, RHP    |
| 1966 Reggie Jackson, OF    | 1987 Lee Tinsley, OF          | Brian Snyder, 3B (11)      |
| 1967 Brian Bickerton, LHP  | 1988 Stan Royer, 3B           | 2004 Landon Powell, C (12) |
| 1968 Pete Broberg, RHP*    | 1989 None (3)                 | Richie Robnett, OF         |
| 1969 Dan Stanhouse, RHP/SS | 1990 Todd Van Poppel, RHP (4) | 2005 Cliff Pennington, SS  |
| 1970 Dan Ford, OF          | Don Peters, RHP               | 2006 None (13)             |
| 1971 William Daniels, RHP  | 1991 Brent Gates, SS          | 2007 James Simmons, RHP    |
| 1972 Chet Lemon, SS        | 1992 Benji Grigsby, RHP       | 2008 Jemile Weeks, 2B      |
| 1973 Randy Scarbery, RHP   | 1993 John Wasdin, RHP         | 2009 Grant Green, SS       |
| 1974 Jerry Johnson, C*     | 1994 Ben Grieve, OF           | 2010 Michael Choice, OF    |
| 1975 Bruce Robinson, C     | 1995 Ariel Prieto, RHP        | 2011 Sonny Gray, RHP       |
| 1976 Mike Sullivan, RHP*   | 1996 Eric Chavez, SS          | 2012 Addison Russell, SS   |
| 1977 Craig Harris, RHP     | 1997 Chris Enochs, RHP        | 2013 Billy McKinney, OF    |
| 1978 Mike Morgan, RHP      | Eric DuBose, LHP (5)          | 2014 Matt Chapman, 3B      |
| Tim Conroy, LHP (1)        | 1998 Mark Mulder, LHP         | 2015 Richie Martin, SS     |
| 1979 Juan Bustabad, INF*   | 1999 Barry Zito, LHP          | 2016 A.J. Puk, LHP         |
| 1980 Mike King, LHP        | 2000 None (6)                 | 2017 Austin Beck, CF       |
| 1981 Tim Pyznarski, 3B     | 2001 Bobby Crosby, SS         | 2018 Kyler Murray, CF      |
| 1982 None (2)              | Jeremy Bonderman, RHP (7)     | 2019 Logan Davidson, SS    |
| 1983 Stan Hilton, RHP      | 2002 Nick Swisher, OF (8)     | 2020 Tyler Soderstrom, C   |
| 1984 Mark McGwire, 1B      | Joe Blanton, RHP (9)          |                            |
| 1985 Walt Weiss, SS        | John McCurdy, SS              |                            |
|                            | Ben Fritz, RHP (10)           |                            |

\* Did not sign with A's

- (1) Compensation for the loss of free agent Mike Jorgensen
- (2) Choice to Boston as compensation for Joe Rudi
- (3) Choice to Seattle as compensation for Mike Moore
- (4) Compensation for the loss of free agent Dave Parker
- (5) Compensation for the loss of free agent Mike Bordick
- (6) Choice to Anaheim as compensation for Mike Magnante
- (7) Compensation for the loss of free agent Kevin Appier
- (8) Compensation for the loss of free agent Johnny Damon
- (9) Compensation for the loss of free agent Jason Giambi
- (10) Compensation for the loss of free agent Jason Isringhausen
- (11) Compensation for the loss of free agent Ray Durham
- (12) Compensation for the loss of free agent Keith Foulke
- (13) Choice to Washington as compensation for Esteban Loaiza

# ORGANIZATIONAL PLAYERS

## GARRETT PATRICK ACTON

RHP

**Born:** Naperville, Illinois, June 15, 1998; **Home:** Lemont, Illinois

**Bats:** Left; **Throws:** Right; **Height:** 6-2; **Weight:** 215

**Obtained:** Signed as a non-drafted free agent on June 29, 2020

Signed out of the University of Illinois, Champaign by Derek Lee...saved six games in six outings for Illinois after leading the nation with 19 saves in 2019...was a First Team NCBWA All-American in 2019 and a First Team Academic All-American in 2020.

| Year | Club | W | L | ERA | G | GS | CG | SHO | SV | IP | H | R | ER | HR | HB | BB | IBB | SO | WP | BK |
|------|------|---|---|-----|---|----|----|-----|----|----|---|---|----|----|----|----|-----|----|----|----|
| 2020 |      |   |   |     |   |    |    |     |    |    |   |   |    |    |    |    |     |    |    |    |

(Minor League Season Canceled – Did Not Pitch)

Minor League Totals

## WILSON GREGORIO ÁLVAREZ (RIVAS)

IF

**Born:** Maracay, Venezuela, May 19, 1998; **Home:** Palo Negro, Venezuela

**Bats:** Right; **Throws:** Right; **Height:** 5-10; **Weight:** 150

**Obtained:** Signed as a free agent to a minor league contract, March 28, 2016

Signed by Juan Villanueva...made his AZL debut in 2019, setting career highs in games (54), at-bats (220), runs (40), hits (63), doubles (9), triples (2), RBI (18) and walks (25).

| Year | Club        | AVG. | G  | AB  | R  | H  | 2B | 3B | HR | RBI | SH | SF | HP | BB | SO | SB | CS | SLG  | OBP  | E  |
|------|-------------|------|----|-----|----|----|----|----|----|-----|----|----|----|----|----|----|----|------|------|----|
| 2016 | DSL A's (R) | .200 | 30 | 80  | 9  | 16 | 1  | 0  | 0  | 4   | 2  | 0  | 1  | 12 | 10 | 8  | 4  | .213 | .312 | 14 |
| 2017 | DSL A's (R) | .304 | 43 | 115 | 16 | 35 | 2  | 0  | 0  | 8   | 6  | 0  | 5  | 11 | 18 | 8  | 8  | .322 | .389 | 8  |
| 2018 | DSL A's (R) | .259 | 47 | 147 | 15 | 38 | 4  | 1  | 0  | 8   | 3  | 1  | 2  | 14 | 15 | 11 | 2  | .299 | .329 | 5  |
| 2019 | AZL A's (R) | .286 | 54 | 220 | 40 | 63 | 9  | 2  | 0  | 18  | 2  | 2  | 3  | 25 | 49 | 7  | 1  | .345 | .364 | 8  |
| 2020 |             |      |    |     |    |    |    |    |    |     |    |    |    |    |    |    |    |      |      |    |

(Minor League Season Canceled – Did Not Play)

Minor League Totals

## TANNER ACKLEY ANDERSON

RHP

**Born:** Boynton Beach, Florida, May 27, 1993; **Home:** Tampa, Florida

**Bats:** Right; **Throws:** Right; **Height:** 6-2; **Weight:** 203

**Obtained:** Acquired via trade from the Pittsburgh Pirates for Wilkin Ramos on November 20, 2018

Originally selected in the 20<sup>th</sup> round of the 2015 First-Year Player Draft out of Harvard by Pittsburgh...made his Major League debut on July 2, 2018 with Pittsburgh against the Los Angeles Dodgers...appeared in five games for Oakland in 2019, finishing 0-3 with a 6.04 ERA, 18 strikeouts and seven walks.

| Year | Club               | W  | L | ERA  | G  | GS | CG | SHO | SV | IP    | H   | R  | ER | HR | HB | BB | IBB | SO | WP | BK |
|------|--------------------|----|---|------|----|----|----|-----|----|-------|-----|----|----|----|----|----|-----|----|----|----|
| 2015 | Bristol (R)        | 4  | 0 | 2.38 | 12 | 0  | 0  | 0   | 3  | 22.2  | 21  | 6  | 6  | 0  | 0  | 2  | 0   | 19 | 1  | 0  |
|      | West Virginia (A)  | 1  | 0 | 4.50 | 3  | 0  | 0  | 0   | 0  | 6.0   | 8   | 3  | 3  | 0  | 0  | 0  | 0   | 6  | 0  | 0  |
| 2016 | West Virginia (A)  | 2  | 2 | 3.42 | 19 | 1  | 0  | 0   | 0  | 47.1  | 37  | 19 | 18 | 0  | 0  | 13 | 0   | 33 | 2  | 1  |
|      | Bradenton (A)      | 1  | 1 | 3.76 | 17 | 2  | 0  | 0   | 1  | 40.2  | 49  | 22 | 17 | 2  | 2  | 9  | 0   | 17 | 4  | 0  |
| 2017 | Altoona (AA)       | 10 | 8 | 3.38 | 30 | 19 | 0  | 0   | 0  | 133.1 | 134 | 54 | 50 | 6  | 1  | 33 | 2   | 97 | 8  | 0  |
| 2018 | Indianapolis (AAA) | 3  | 2 | 2.64 | 39 | 0  | 0  | 0   | 6  | 61.1  | 65  | 25 | 18 | 2  | 4  | 15 | 0   | 49 | 0  | 0  |
|      | Pittsburgh (NL)    | 1  | 0 | 6.35 | 6  | 0  | 0  | 0   | 0  | 11.1  | 15  | 10 | 8  | 1  | 1  | 8  | 2   | 6  | 2  | 0  |
| 2019 | Las Vegas (AAA)    | 9  | 5 | 6.00 | 21 | 16 | 1  | 1   | 0  | 96.0  | 121 | 68 | 64 | 21 | 5  | 41 | 0   | 59 | 1  | 0  |
|      | Oakland (AL)       | 0  | 3 | 6.04 | 5  | 5  | 0  | 0   | 0  | 22.1  | 30  | 16 | 15 | 4  | 0  | 7  | 1   | 18 | 3  | 0  |
| 2020 |                    |    |   |      |    |    |    |     |    |       |     |    |    |    |    |    |     |    |    |    |

(Minor League Season Canceled – Did Not Pitch)

Minor League Totals

Major League Totals

## LAZARO ROBERSY ARMENTEROS (ARANGO)

OF

**Born:** La Habana, Cuba, May 22, 1999; **Home:** Miami, Florida

**Bats:** Right; **Throws:** Right; **Height:** 6-1; **Weight:** 195

**Obtained:** Signed as a free agent to a minor league contract, July 2, 2016

Signed by Raul Gomez...named the A's ninth-best prospect by *Baseball America* following the 2017 season and sixth best following the 2018 season...finished 2019 second in the organization in walks (73) and fourth in steals (22)...was a 2019 California League Midseason All-Star.

| Year                | Club         | AVG.  | G   | AB  | R   | H   | 2B | 3B | HR | RBI | SH | SF | HP | BB  | SO  | SB | CS | SLG  | OBP  | E  |  |
|---------------------|--------------|---|-----|-----|-----|-----|----|----|----|-----|----|----|----|-----|-----|----|----|------|------|----|--|
| 2017                | DSL A's (R)  | .167  | 6   | 18  | 6   | 3   | 0  | 0  | 0  | 1   | 0  | 1  | 4  | 3   | 9   | 2  | 2  | .167 | .385 | 1  |  |
|                     | AZL A's (R)  | .288  | 41  | 156 | 24  | 45  | 9  | 4  | 4  | 22  | 0  | 2  | 7  | 16  | 48  | 10 | 1  | .474 | .376 | 5  |  |
| 2018                | Beloit (A)   | .277  | 79  | 292 | 43  | 81  | 8  | 2  | 8  | 39  | 0  | 2  | 10 | 36  | 115 | 8  | 6  | .401 | .374 | 3  |  |
| 2019                | Stockton (A) | .222  | 126 | 459 | 65  | 102 | 22 | 5  | 17 | 61  | 0  | 0  | 6  | 73  | 227 | 22 | 6  | .403 | .336 | 4  |  |
| 2020                |              | (Minor League Season Canceled – Did Not Play) |     |     |     |     |    |    |    |     |    |    |    |     |     |    |    |      |      |    |  |
| Minor League Totals |              | .250  | 252 | 925 | 138 | 231 | 39 | 11 | 29 | 123 | 0  | 5  | 27 | 128 | 399 | 42 | 15 | .410 | .356 | 13 |  |

### EDWARD ANTHONY BARAM

RHP

**Born:** Hackensack, New Jersey, June 2, 1997; **Home:** Saddlebrook, New Jersey

**Bats:** Right; **Throws:** Right; **Height:** 6-4; **Weight:** 205

**Obtained:** Selected in the 30th round of the 2019 First Year Player Draft

Signed by Ronald Vaughn...played four seasons for Adelphi University in Garden City, New York...was named the Eastern College Athletic Conference's Pitcher of the Year and was named a First Team All-American by the National Collegiate Baseball Writers Association following the 2019 season...finished his collegiate career 18-13 with a 2.62 ERA and 226 strikeouts in 244.1 innings pitched.

| Year                | Club        | W  | L | ERA  | G  | GS | CG | SHO | SV | IP   | H  | R  | ER | HR | HB | BB | IBB | SO | WP | BK |  |
|---------------------|-------------|--|---|------|----|----|----|-----|----|------|----|----|----|----|----|----|-----|----|----|----|--|
| 2019                | AZL A's (R) | 0  | 0 | 6.57 | 16 | 0  | 0  | 0   | 1  | 24.2 | 24 | 21 | 18 | 1  | 2  | 22 | 0   | 33 | 7  | 0  |  |
| 2020                |             | (Minor League Season Canceled – Did Not Pitch) |   |      |    |    |    |     |    |      |    |    |    |    |    |    |     |    |    |    |  |
| Minor League Totals |             | 0  | 0 | 6.57 | 16 | 0  | 0  | 0   | 1  | 24.2 | 24 | 21 | 18 | 1  | 2  | 22 | 0   | 33 | 7  | 0  |  |

### GIVAINÉ NATHANÉEL BASILIA

IF

**Born:** Willemstad, Curaçao, June 22, 2000; **Home:** Willemstad, Curaçao

**Bats:** Right; **Throws:** Right; **Height:** 6-1; **Weight:** 160

**Obtained:** Signed as a free agent to a minor league contract, July 2, 2017

Signed by Juan Mosquera.

| Year                | Club        | AVG.  | G  | AB  | R  | H  | 2B | 3B | HR | RBI | SH | SF | HP | BB | SO | SB | CS | SLG  | OBP  | E  |  |
|---------------------|-------------|---|----|-----|----|----|----|----|----|-----|----|----|----|----|----|----|----|------|------|----|--|
| 2018                | DSL A's (R) | .216  | 47 | 139 | 24 | 30 | 5  | 1  | 0  | 11  | 1  | 0  | 2  | 16 | 43 | 26 | 6  | .266 | .306 | 9  |  |
| 2019                | AZL A's (R) | .237  | 42 | 131 | 23 | 31 | 3  | 2  | 1  | 10  | 3  | 0  | 3  | 12 | 45 | 8  | 3  | .313 | .315 | 9  |  |
| 2020                |             | (Minor League Season Canceled – Did Not Play) |    |     |    |    |    |    |    |     |    |    |    |    |    |    |    |      |      |    |  |
| Minor League Totals |             | .226  | 89 | 270 | 47 | 61 | 8  | 3  | 1  | 21  | 4  | 0  | 5  | 28 | 88 | 34 | 9  | .289 | .310 | 18 |  |

### BRADY MARSHALL BASSO

LHP

**Born:** Pearland, Texas, October 8, 1997; **Home:** Pearland, Texas

**Bats:** Right; **Throws:** Left; **Height:** 6-2; **Weight:** 210

**Obtained:** Selected in the 16th round of the 2019 First Year Player Draft

Signed by Christopher Reilly...played three seasons for Oklahoma State...finished his collegiate career 4-5 with a 5.76 ERA in 44 appearances, seven of which were starts...struck out 73 batters in 65.2 career innings pitched.

| Year                | Club        | W  | L | ERA  | G  | GS | CG | SHO | SV | IP   | H  | R | ER | HR | HB | BB | IBB | SO | WP | BK |  |
|---------------------|-------------|--|---|------|----|----|----|-----|----|------|----|---|----|----|----|----|-----|----|----|----|--|
| 2019                | AZL A's (R) | 0  | 0 | 1.75 | 15 | 1  | 0  | 0   | 0  | 25.2 | 20 | 9 | 5  | 0  | 2  | 8  | 0   | 38 | 1  | 1  |  |
| 2020                |             | (Minor League Season Canceled – Did Not Pitch) |   |      |    |    |    |     |    |      |    |   |    |    |    |    |     |    |    |    |  |
| Minor League Totals |             | 0  | 0 | 1.75 | 15 | 1  | 0  | 0   | 0  | 25.2 | 20 | 9 | 5  | 0  | 2  | 8  | 0   | 38 | 1  | 1  |  |

### TYLER COLE BAUM

RHP

**Born:** Orlando, Florida, January 14, 1998; **Home:** Ocoee, Florida

**Bats:** Right; **Throws:** Right; **Height:** 6-2; **Weight:** 195

**Obtained:** Selected in the second round of the 2019 First Year Player Draft

Signed by Neil Avent...played three seasons for the University of North Carolina...was an All-ACC selection in 2019 for the Tar Heels...finished his collegiate career 18-4 with a 3.71 ERA in 51 appearances, 43 of which were starts...logged 220 strikeouts and 84 walks in 221.0 career innings pitched.

| Year                | Club        | W  | L | ERA  | G  | GS | CG | SHO | SV | IP   | H  | R  | ER | HR | HB | BB | IBB | SO | WP | BK |  |
|---------------------|-------------|--|---|------|----|----|----|-----|----|------|----|----|----|----|----|----|-----|----|----|----|--|
| 2019                | Vermont (A) | 0  | 3 | 4.70 | 11 | 11 | 0  | 0   | 0  | 30.2 | 29 | 18 | 16 | 4  | 2  | 7  | 0   | 34 | 2  | 0  |  |
| 2020                |             | (Minor League Season Canceled – Did Not Pitch) |   |      |    |    |    |     |    |      |    |    |    |    |    |    |     |    |    |    |  |
| Minor League Totals |             | 0  | 3 | 4.70 | 11 | 11 | 0  | 0   | 0  | 30.2 | 29 | 18 | 16 | 4  | 2  | 7  | 0   | 34 | 2  | 0  |  |

**DANIEL BAUTISTA (DE LOS SANTOS)****OF**

**Born:** Phoenix, Arizona, September 20, 2000; **Home:** Lutz, Florida  
**Bats:** Right; **Throws:** Right; **Height:** 6-1; **Weight:** 193  
**Obtained:** Signed as a free agent to a minor league contract, October 4, 2017

Signed by Yendri Bachelor.

| Year                       | Club        | AVG.  | G         | AB         | R         | H         | 2B        | 3B       | HR       | RBI       | SH       | SF       | HP       | BB        | SO        | SB       | CS       | SLG         | OBP         | E        |
|----------------------------|-------------|---|-----------|------------|-----------|-----------|-----------|----------|----------|-----------|----------|----------|----------|-----------|-----------|----------|----------|-------------|-------------|----------|
| 2018                       | DSL A's (R) | .261  | 12        | 46         | 8         | 12        | 1         | 0        | 1        | 7         | 1        | 1        | 0        | 9         | 10        | 6        | 4        | .348        | .375        | 1        |
|                            | AZL A's (R) | .200  | 43        | 110        | 19        | 22        | 7         | 3        | 0        | 11        | 0        | 1        | 4        | 14        | 41        | 3        | 1        | .318        | .310        | 5        |
| 2019                       | Vermont (A) | .276  | 15        | 58         | 7         | 16        | 2         | 1        | 0        | 3         | 0        | 1        | 0        | 4         | 16        | 0        | 3        | .345        | .317        | 1        |
| 2020                       |             | (Minor League Season Canceled – Did Not Play) |           |            |           |           |           |          |          |           |          |          |          |           |           |          |          |             |             |          |
| <b>Minor League Totals</b> |             | <b>.234</b>                                   | <b>70</b> | <b>214</b> | <b>34</b> | <b>50</b> | <b>10</b> | <b>4</b> | <b>1</b> | <b>21</b> | <b>1</b> | <b>3</b> | <b>4</b> | <b>27</b> | <b>67</b> | <b>9</b> | <b>8</b> | <b>.332</b> | <b>.327</b> | <b>7</b> |

**MARTIN GLYNN BECHINA****OF**

Goes by "Marty"  
**Born:** Chicago, Illinois, October 31, 1996; **Home:** Chicago, Illinois  
**Bats:** Right; **Throws:** Right; **Height:** 6-0; **Weight:** 195  
**Obtained:** Selected in the 32nd round of the 2019 First Year Player Draft

Signed by Richard Sparks...played four seasons for Michigan State...in 2019 was Academic All-Big Ten, MSU's Big Ten Sportsmanship Award winner, MSU's John Kobs Most Valuable Player Award winner and Kirk Gibson Offensive Player of the Year Award winner...finished his collegiate career hitting .258 with a .351 on-base percentage, 20 home runs, 114 runs, 110 RBI and 35 steals in 210 games played.

| Year                       | Club        | AVG.  | G         | AB         | R         | H         | 2B        | 3B       | HR       | RBI       | SH       | SF       | HP       | BB        | SO        | SB       | CS       | SLG         | OBP         | E        |
|----------------------------|-------------|---|-----------|------------|-----------|-----------|-----------|----------|----------|-----------|----------|----------|----------|-----------|-----------|----------|----------|-------------|-------------|----------|
| 2019                       | AZL A's (R) | .302  | 14        | 53         | 13        | 16        | 9         | 0        | 1        | 15        | 0        | 1        | 1        | 14        | 12        | 0        | 2        | .528        | .449        | 1        |
|                            | Vermont (A) | .235  | 47        | 179        | 18        | 42        | 10        | 1        | 3        | 17        | 1        | 1        | 2        | 13        | 53        | 1        | 1        | .352        | .292        | 7        |
| 2020                       |             | (Minor League Season Canceled – Did Not Play) |           |            |           |           |           |          |          |           |          |          |          |           |           |          |          |             |             |          |
| <b>Minor League Totals</b> |             | <b>.250</b>                                   | <b>61</b> | <b>232</b> | <b>31</b> | <b>58</b> | <b>19</b> | <b>1</b> | <b>4</b> | <b>32</b> | <b>1</b> | <b>1</b> | <b>2</b> | <b>27</b> | <b>65</b> | <b>1</b> | <b>3</b> | <b>.392</b> | <b>.333</b> | <b>8</b> |

**AUSTIN STEVEN BECK****OF**

**Born:** Winston Salem, North Carolina, November 21, 1998; **Home:** Lexington, North Carolina  
**Bats:** Right; **Throws:** Right; **Height:** 6-0; **Weight:** 195  
**Obtained:** Selected in the first round of the 2017 First Year Player Draft

Graduated from North Davidson HS (NC)...was signed by Neil Avent...hit .457 with 23 home runs in 103 career high school games...hit .590 with 12 home runs during his senior year...was named the A's number six prospect by *Baseball America* following the 2017 season and number five following 2018...in 2018, finished third in the organization in hits (146) and fourth in batting (.296)...was the California League Player of the Week for the week of June 3-9.

| Year                       | Club         | AVG.  | G          | AB         | R          | H          | 2B        | 3B        | HR        | RBI        | SH       | SF        | HP       | BB        | SO         | SB        | CS       | SLG         | OBP         | E        |
|----------------------------|--------------|---|------------|------------|------------|------------|-----------|-----------|-----------|------------|----------|-----------|----------|-----------|------------|-----------|----------|-------------|-------------|----------|
| 2017                       | AZL A's (R)  | .211  | 41         | 152        | 23         | 32         | 7         | 4         | 2         | 28         | 0        | 3         | 2        | 17        | 51         | 7         | 1        | .349        | .293        | 1        |
| 2018                       | Beloit (A)   | .296  | 123        | 493        | 58         | 146        | 29        | 4         | 2         | 60         | 0        | 8         | 3        | 30        | 117        | 8         | 6        | .383        | .335        | 6        |
| 2019                       | Stockton (A) | .251  | 85         | 338        | 40         | 85         | 22        | 4         | 8         | 49         | 0        | 3         | 2        | 24        | 126        | 2         | 2        | .411        | .301        | 2        |
| 2020                       |              | (Minor League Season Canceled – Did Not Play) |            |            |            |            |           |           |           |            |          |           |          |           |            |           |          |             |             |          |
| <b>Minor League Totals</b> |              | <b>.268</b>                                   | <b>249</b> | <b>983</b> | <b>121</b> | <b>263</b> | <b>58</b> | <b>12</b> | <b>12</b> | <b>137</b> | <b>0</b> | <b>14</b> | <b>7</b> | <b>71</b> | <b>294</b> | <b>17</b> | <b>9</b> | <b>.388</b> | <b>.317</b> | <b>9</b> |

**GEORGE BRYNER BELL (SANTANA)****OF**

**Born:** Santo Domingo, Dominican Republic, January 3, 2000; **Home:** La Romana, Dominican Republic  
**Bats:** Right; **Throws:** Right; **Height:** 6-3; **Weight:** 183  
**Obtained:** Signed as a non-drafted free agent, July 2, 2016

Signed by Pablo Marmol...is the son of former Major League and 1987 American League MVP George Bell...missed the 2019 season due to injury.

| Year                       | Club        | AVG.  | G         | AB         | R         | H         | 2B       | 3B       | HR       | RBI      | SH       | SF       | HP       | BB        | SO        | SB       | CS       | SLG         | OBP         | E        |
|----------------------------|-------------|---|-----------|------------|-----------|-----------|----------|----------|----------|----------|----------|----------|----------|-----------|-----------|----------|----------|-------------|-------------|----------|
| 2017                       | DSL A's (R) | .140  | 39        | 100        | 11        | 14        | 1        | 0        | 0        | 4        | 0        | 2        | 3        | 11        | 31        | 6        | 1        | .150        | .241        | 6        |
| 2018                       | AZL A's (R) | .213  | 41        | 89         | 11        | 19        | 1        | 1        | 0        | 5        | 0        | 0        | 2        | 8         | 32        | 2        | 1        | .247        | .293        | 1        |
| 2019                       |             | (Injured – Did Not Play)                      |           |            |           |           |          |          |          |          |          |          |          |           |           |          |          |             |             |          |
| 2020                       |             | (Minor League Season Canceled – Did Not Play) |           |            |           |           |          |          |          |          |          |          |          |           |           |          |          |             |             |          |
| <b>Minor League Totals</b> |             | <b>.175</b>                                   | <b>80</b> | <b>189</b> | <b>22</b> | <b>33</b> | <b>2</b> | <b>1</b> | <b>0</b> | <b>9</b> | <b>0</b> | <b>2</b> | <b>5</b> | <b>19</b> | <b>63</b> | <b>8</b> | <b>2</b> | <b>.196</b> | <b>.265</b> | <b>7</b> |

**OSVALDO BERRIOS (FLORES)****RHP****Born:** Caguas, Puerto Rico, November 29, 1999; **Home:** Juncos, Puerto Rico**Bats:** Right; **Throws:** Right; **Height:** 6-1; **Weight:** 206**Obtained:** Selected in the 20<sup>th</sup> round of the 2017 First Year Player Draft

Signed by Hector Stewart...attended the Puerto Rico Baseball Academy.

| Year                       | Club        | W  | L         | ERA         | G         | GS        | CG       | SHO      | SV       | IP           | H          | R         | ER        | HR       | HB       | BB        | IBB      | SO         | WP        | BK       |
|----------------------------|-------------|--|-----------|-------------|-----------|-----------|----------|----------|----------|--------------|------------|-----------|-----------|----------|----------|-----------|----------|------------|-----------|----------|
| 2017                       | AZL A's (R) | 2  | 3         | 8.00        | 13        | 7         | 0        | 0        | 0        | 27.0         | 39         | 27        | 24        | 2        | 1        | 8         | 0        | 25         | 4         | 1        |
| 2018                       | AZL A's (R) | 3  | 4         | 3.71        | 13        | 10        | 0        | 0        | 0        | 51.0         | 57         | 27        | 21        | 1        | 2        | 13        | 0        | 43         | 6         | 1        |
| 2019                       | AZL A's (R) | 2  | 1         | 3.60        | 4         | 2         | 0        | 0        | 1        | 15.0         | 14         | 6         | 6         | 1        | 0        | 0         | 0        | 17         | 1         | 0        |
|                            | Vermont (A) | 0  | 4         | 5.79        | 11        | 6         | 0        | 0        | 0        | 37.1         | 44         | 28        | 24        | 5        | 3        | 11        | 0        | 29         | 3         | 0        |
| 2020                       |             | (Minor League Season Canceled – Did Not Pitch) |           |             |           |           |          |          |          |              |            |           |           |          |          |           |          |            |           |          |
| <b>Minor League Totals</b> |             | <b>7</b>                                       | <b>12</b> | <b>5.18</b> | <b>41</b> | <b>25</b> | <b>0</b> | <b>0</b> | <b>1</b> | <b>130.1</b> | <b>154</b> | <b>88</b> | <b>75</b> | <b>9</b> | <b>6</b> | <b>32</b> | <b>0</b> | <b>114</b> | <b>14</b> | <b>2</b> |

**MARCOS ANTONIO BETANCOURT (VELAZQUEZ)****C****Born:** Holguin, Cuba, January 17, 2001; **Home:** Santo Domingo, Dominican Republic**Bats:** Right; **Throws:** Right; **Height:** 6-0; **Weight:** 165**Obtained:** Signed as a non-drafted free agent, July 2, 2018

Signed by Amaury Reyes.

| Year                       | Club        | AVG.  | G         | AB         | R         | H         | 2B       | 3B       | HR       | RBI       | SH       | SF       | HP       | BB        | SO        | SB       | CS       | SLG         | OBP         | E        |
|----------------------------|-------------|---|-----------|------------|-----------|-----------|----------|----------|----------|-----------|----------|----------|----------|-----------|-----------|----------|----------|-------------|-------------|----------|
| 2018                       | DSL A's (R) | .204  | 17        | 54         | 6         | 11        | 2        | 0        | 0        | 6         | 0        | 1        | 3        | 1         | 18        | 1        | 0        | .241        | .254        | 1        |
| 2019                       | AZL A's (R) | .179  | 28        | 95         | 7         | 17        | 3        | 0        | 0        | 13        | 0        | 0        | 4        | 11        | 25        | 1        | 0        | .211        | .291        | 1        |
| 2020                       |             | (Minor League Season Canceled – Did Not Play) |           |            |           |           |          |          |          |           |          |          |          |           |           |          |          |             |             |          |
| <b>Minor League Totals</b> |             | <b>.188</b>                                   | <b>45</b> | <b>149</b> | <b>13</b> | <b>28</b> | <b>5</b> | <b>0</b> | <b>0</b> | <b>19</b> | <b>0</b> | <b>1</b> | <b>7</b> | <b>12</b> | <b>43</b> | <b>2</b> | <b>0</b> | <b>.221</b> | <b>.278</b> | <b>2</b> |

**REID JOSEPH BIRLINGMAIR****RHP****Born:** Normal, Illinois, November 13, 1996; **Home:** Normal, Illinois**Bats:** Left; **Throws:** Right; **Height:** 5-10; **Weight:** 205**Obtained:** Selected in the 28<sup>th</sup> round of the 2018 First-Year Player Draft

Attended the University of Illinois, Chicago...signed by Derek Lee...made his full-season debut in 2019, setting career highs in every major counting stat.

| Year                       | Club        | W  | L        | ERA         | G         | GS        | CG       | SHO      | SV       | IP           | H          | R         | ER        | HR        | HB       | BB        | IBB      | SO         | WP        | BK       |
|----------------------------|-------------|--|----------|-------------|-----------|-----------|----------|----------|----------|--------------|------------|-----------|-----------|-----------|----------|-----------|----------|------------|-----------|----------|
| 2018                       | AZL A's (R) | 2  | 0        | 1.45        | 8         | 2         | 0        | 0        | 0        | 18.2         | 15         | 5         | 3         | 0         | 2        | 6         | 0        | 25         | 2         | 1        |
|                            | Vermont (A) | 1  | 0        | 2.25        | 5         | 3         | 0        | 0        | 0        | 16.0         | 10         | 5         | 4         | 1         | 1        | 10        | 1        | 8          | 1         | 0        |
| 2019                       | Beloit (A)  | 6  | 6        | 4.02        | 24        | 21        | 0        | 0        | 0        | 123.0        | 108        | 62        | 55        | 12        | 6        | 50        | 0        | 120        | 14        | 0        |
| 2020                       |             | (Minor League Season Canceled – Did Not Pitch) |          |             |           |           |          |          |          |              |            |           |           |           |          |           |          |            |           |          |
| <b>Minor League Totals</b> |             | <b>9</b>                                       | <b>6</b> | <b>3.54</b> | <b>37</b> | <b>26</b> | <b>0</b> | <b>0</b> | <b>0</b> | <b>157.2</b> | <b>133</b> | <b>72</b> | <b>62</b> | <b>13</b> | <b>9</b> | <b>66</b> | <b>1</b> | <b>153</b> | <b>17</b> | <b>1</b> |

**JOSE MIGUEL BONILLA (PEREZ)****OF****Born:** Santo Domingo, Dominican Republic, February 2, 2001; **Home:** Santo Domingo, Dominican Republic**Bats:** Right; **Throws:** Right; **Height:** 6-3; **Weight:** 180**Obtained:** Signed as a free agent to a minor league contract, July 2, 2017.

Signed by Juan C. De La Cruz.

| Year                       | Club        | AVG.  | G          | AB         | R         | H         | 2B        | 3B       | HR       | RBI       | SH       | SF       | HP       | BB        | SO         | SB       | CS       | SLG         | OBP         | E         |
|----------------------------|-------------|---|------------|------------|-----------|-----------|-----------|----------|----------|-----------|----------|----------|----------|-----------|------------|----------|----------|-------------|-------------|-----------|
| 2018                       | DSL A's (R) | .206  | 59         | 189        | 21        | 39        | 7         | 0        | 3        | 22        | 0        | 1        | 6        | 25        | 78         | 4        | 4        | .291        | .317        | 1         |
| 2019                       | AZL A's (R) | .195  | 48         | 164        | 17        | 32        | 6         | 1        | 1        | 24        | 0        | 0        | 1        | 25        | 71         | 1        | 3        | .262        | .305        | 9         |
| 2020                       |             | (Minor League Season Canceled – Did Not Play) |            |            |           |           |           |          |          |           |          |          |          |           |            |          |          |             |             |           |
| <b>Minor League Totals</b> |             | <b>.201</b>                                   | <b>107</b> | <b>353</b> | <b>38</b> | <b>71</b> | <b>13</b> | <b>1</b> | <b>4</b> | <b>46</b> | <b>0</b> | <b>1</b> | <b>7</b> | <b>50</b> | <b>149</b> | <b>5</b> | <b>7</b> | <b>.278</b> | <b>.311</b> | <b>10</b> |

**JONAH MICHAEL BRIDE****IF****Born:** Milwaukee, Wisconsin, December 27, 1995; **Home:** Owasso, Oklahoma**Bats:** Right; **Throws:** Right; **Height:** 5-10; **Weight:** 200**Obtained:** Selected in 23<sup>rd</sup> round of the 2018 First-Year Player Draft

Signed by Neil Avent.

| Year                       | Club         | AVG.  | G          | AB         | R         | H          | 2B        | 3B       | HR        | RBI       | SH       | SF       | HP        | BB        | SO         | SB       | CS       | SLG         | OBP         | E         |
|----------------------------|--------------|---|------------|------------|-----------|------------|-----------|----------|-----------|-----------|----------|----------|-----------|-----------|------------|----------|----------|-------------|-------------|-----------|
| 2018                       | AZL A's (R)  | .000  | 2          | 5          | 0         | 0          | 0         | 0        | 0         | 0         | 0        | 0        | 0         | 0         | 1          | 0        | 0        | .000        | .000        | 0         |
|                            | Vermont (A)  | .287  | 54         | 195        | 29        | 56         | 17        | 0        | 3         | 34        | 0        | 4        | 6         | 24        | 35         | 3        | 2        | .421        | .376        | 13        |
| 2019                       | Stockton (A) | .279  | 115        | 402        | 54        | 112        | 18        | 4        | 10        | 58        | 0        | 3        | 17        | 44        | 97         | 2        | 0        | .414        | .368        | 8         |
|                            | Midland (AA) | .222  | 2          | 9          | 2         | 2          | 0         | 0        | 0         | 0         | 0        | 0        | 0         | 0         | 1          | 0        | 0        | .222        | .222        | 0         |
| 2020                       |              | (Minor League Season Canceled – Did Not Play) |            |            |           |            |           |          |           |           |          |          |           |           |            |          |          |             |             |           |
| <b>Minor League Totals</b> |              | <b>.278</b>                                   | <b>173</b> | <b>611</b> | <b>85</b> | <b>170</b> | <b>35</b> | <b>4</b> | <b>13</b> | <b>92</b> | <b>0</b> | <b>7</b> | <b>23</b> | <b>68</b> | <b>134</b> | <b>5</b> | <b>2</b> | <b>.412</b> | <b>.368</b> | <b>21</b> |

### AUSTIN AUGUSTUS BRIGGS

LHP

**Born:** Lexington, North Carolina, October 11, 1995; **Home:** Willis, Texas

**Bats:** Right; **Throws:** Left; **Height:** 6-3; **Weight:** 210

**Obtained:** Selected in the 29<sup>th</sup> round of the 2018 First-Year Player Draft

Signed by Kelcey Mucker.

| Year                       | Club        | W  | L        | ERA         | G         | GS       | CG       | SHO      | SV       | IP          | H         | R         | ER        | HR       | HB       | BB        | IBB      | SO        | WP        | BK       |
|----------------------------|-------------|--|----------|-------------|-----------|----------|----------|----------|----------|-------------|-----------|-----------|-----------|----------|----------|-----------|----------|-----------|-----------|----------|
| 2018                       | AZL A's (R) | 0  | 1        | 3.12        | 16        | 1        | 0        | 0        | 3        | 26.0        | 24        | 15        | 9         | 0        | 3        | 14        | 0        | 28        | 4         | 0        |
| 2019                       | Vermont (A) | 1  | 1        | 4.71        | 19        | 0        | 0        | 0        | 0        | 28.2        | 32        | 24        | 15        | 2        | 3        | 22        | 1        | 22        | 7         | 0        |
| 2020                       |             | (Minor League Season Canceled – Did Not Pitch) |          |             |           |          |          |          |          |             |           |           |           |          |          |           |          |           |           |          |
| <b>Minor League Totals</b> |             | <b>1</b>                                       | <b>2</b> | <b>3.95</b> | <b>35</b> | <b>1</b> | <b>0</b> | <b>0</b> | <b>3</b> | <b>54.2</b> | <b>56</b> | <b>39</b> | <b>24</b> | <b>2</b> | <b>6</b> | <b>36</b> | <b>1</b> | <b>50</b> | <b>11</b> | <b>0</b> |

### MARCOS EMILIO BRITO (RAMIREZ)

IF

**Born:** San Pedro De Macoris, Dominican Republic; **Home:** San Pedro De Macoris, Dominican Republic

**Bats:** Switch; **Throws:** Right; **Height:** 5-11; **Weight:** 164

**Obtained:** Signed as a free agent to a minor league contract on July 2, 2016

Signed by Diego Bordas.

| Year                       | Club        | AVG.  | G          | AB         | R         | H          | 2B        | 3B       | HR       | RBI       | SH       | SF       | HP       | BB        | SO         | SB        | CS        | SLG         | OBP         | E         |
|----------------------------|-------------|---|------------|------------|-----------|------------|-----------|----------|----------|-----------|----------|----------|----------|-----------|------------|-----------|-----------|-------------|-------------|-----------|
| 2017                       | DSL A's (R) | .178  | 14         | 45         | 3         | 8          | 1         | 0        | 0        | 8         | 0        | 4        | 0        | 13        | 8          | 5         | 0         | .200        | .339        | 5         |
|                            | AZL A's (R) | .234  | 44         | 171        | 30        | 40         | 4         | 2        | 1        | 17        | 0        | 1        | 1        | 21        | 42         | 4         | 1         | .298        | .320        | 13        |
| 2018                       | Vermont (A) | .241  | 54         | 212        | 29        | 51         | 5         | 1        | 1        | 20        | 1        | 1        | 0        | 27        | 50         | 7         | 6         | .288        | .325        | 16        |
| 2019                       | Beloit (A)  | .181  | 62         | 204        | 21        | 37         | 8         | 0        | 2        | 13        | 1        | 1        | 0        | 22        | 67         | 3         | 4         | .250        | .260        | 12        |
| 2020                       |             | (Minor League Season Canceled – Did Not Play) |            |            |           |            |           |          |          |           |          |          |          |           |            |           |           |             |             |           |
| <b>Minor League Totals</b> |             | <b>.215</b>                                   | <b>174</b> | <b>632</b> | <b>83</b> | <b>136</b> | <b>18</b> | <b>3</b> | <b>4</b> | <b>58</b> | <b>2</b> | <b>7</b> | <b>1</b> | <b>83</b> | <b>167</b> | <b>19</b> | <b>11</b> | <b>.272</b> | <b>.304</b> | <b>46</b> |

### AARON JOSHUA BROWN

LHP

**Born:** West Hills, California, June 20, 1992; **Home:** West Hills, California

**Bats:** Left; **Throws:** Left; **Height:** 6-2; **Weight:** 223

**Obtained:** Signed to a minor league contract, February 15, 2021.

Attended Pepperdine University...was originally signed by Shane Bowers...was drafted by Philadelphia in the third round of the 2014 First-Year Player draft and began his career as an outfielder...converted to pitcher midway through the 2017 season.

| Year                 | Club         | W  | L         | ERA         | G          | GS       | CG       | SHO      | SV       | IP           | H          | R         | ER        | HR        | HB        | BB        | IBB      | SO         | WP        | BK       |
|----------------------|--------------|--|-----------|-------------|------------|----------|----------|----------|----------|--------------|------------|-----------|-----------|-----------|-----------|-----------|----------|------------|-----------|----------|
| 2017                 | GCL Phillies | 0  | 0         | 3.38        | 4          | 0        | 0        | 0        | 0        | 5.1          | 2          | 3         | 2         | 0         | 0         | 8         | 0        | 6          | 1         | 0        |
|                      | Clearwater   | 0  | 1         | 5.27        | 10         | 0        | 0        | 0        | 0        | 13.2         | 17         | 12        | 8         | 1         | 3         | 11        | 0        | 14         | 3         | 0        |
| 2018                 | Clearwater   | 2  | 4         | 4.91        | 28         | 0        | 0        | 0        | 4        | 36.2         | 46         | 23        | 20        | 4         | 1         | 17        | 1        | 41         | 6         | 0        |
|                      | Reading      | 1  | 2         | 4.88        | 18         | 0        | 0        | 0        | 1        | 24.0         | 16         | 15        | 13        | 1         | 4         | 23        | 0        | 17         | 2         | 0        |
| 2019                 | Reading      | 5  | 4         | 3.82        | 45         | 0        | 0        | 0        | 2        | 66.0         | 58         | 35        | 28        | 6         | 2         | 35        | 0        | 81         | 3         | 0        |
| 2020                 |              | (Minor League Season Canceled – Did Not Pitch) |           |             |            |          |          |          |          |              |            |           |           |           |           |           |          |            |           |          |
| <b>Minors Totals</b> |              | <b>8</b>                                       | <b>11</b> | <b>4.39</b> | <b>105</b> | <b>0</b> | <b>0</b> | <b>0</b> | <b>7</b> | <b>145.2</b> | <b>139</b> | <b>88</b> | <b>71</b> | <b>12</b> | <b>10</b> | <b>94</b> | <b>1</b> | <b>159</b> | <b>15</b> | <b>0</b> |

| Year                       | Club         | AVG.        | G          | AB          | R          | H          | 2B        | 3B       | HR        | RBI        | SH       | SF       | HP        | BB        | SO         | SB        | CS        | SLG         | OBP         | E         |
|----------------------------|--------------|-------------|------------|-------------|------------|------------|-----------|----------|-----------|------------|----------|----------|-----------|-----------|------------|-----------|-----------|-------------|-------------|-----------|
| 2014                       | Williamsport | .256        | 47         | 180         | 23         | 46         | 7         | 1        | 3         | 16         | 0        | 1        | 6         | 6         | 41         | 8         | 4         | .356        | .301        | 2         |
|                            | Lakewood     | .309        | 14         | 55          | 3          | 17         | 6         | 0        | 1         | 5          | 0        | 1        | 2         | 1         | 19         | 0         | 1         | .473        | .339        | 1         |
| 2015                       | Clearwater   | .257        | 110        | 389         | 52         | 100        | 17        | 4        | 11        | 47         | 2        | 3        | 13        | 27        | 88         | 10        | 8         | .406        | .324        | 2         |
| 2016                       | Reading      | .224        | 74         | 228         | 39         | 51         | 14        | 4        | 3         | 27         | 6        | 1        | 8         | 22        | 63         | 2         | 4         | .360        | .313        | 4         |
|                            | GCL Phillies | .273        | 3          | 11          | 0          | 3          | 0         | 0        | 0         | 1          | 0        | 0        | 0         | 0         | 2          | 0         | 0         | .273        | .273        | 0         |
|                            | Clearwater   | .304        | 20         | 69          | 9          | 21         | 0         | 0        | 2         | 12         | 0        | 1        | 1         | 11        | 19         | 3         | 0         | .391        | .402        | 3         |
| 2017                       | Reading      | .222        | 28         | 90          | 6          | 20         | 3         | 0        | 2         | 8          | 0        | 0        | 1         | 1         | 34         | 0         | 1         | .322        | .239        | 2         |
| 2018                       | Reading      | .000        | 8          | 2           | 0          | 0          | 0         | 0        | 0         | 0          | 0        | 0        | 0         | 1         | 0          | 0         | 0         | .000        | .000        | 0         |
| 2019                       | Reading      | .667        | 20         | 3           | 0          | 2          | 1         | 0        | 0         | 0          | 0        | 0        | 0         | 0         | 1          | 0         | 0         | .667        | 1.000       | 0         |
| <b>Minor League Totals</b> |              | <b>.253</b> | <b>324</b> | <b>1027</b> | <b>132</b> | <b>260</b> | <b>48</b> | <b>9</b> | <b>22</b> | <b>116</b> | <b>9</b> | <b>7</b> | <b>31</b> | <b>68</b> | <b>268</b> | <b>23</b> | <b>18</b> | <b>.317</b> | <b>.382</b> | <b>15</b> |



## BRAYAN DAVID BUELVAS (DURANGO)

OF

**Born:** Montería, Colombia, June 8, 2002; **Home:** Montería, Colombia**Bats:** Right; **Throws:** Right; **Height:** 5-11; **Weight:** 155**Obtained:** Signed as a free agent to a minor league contract on July 3, 2018

Signed by Jose Quintero.

| Year                       | Club        | AVG.  | G         | AB         | R         | H         | 2B        | 3B       | HR       | RBI       | SH       | SF       | HP       | BB        | SO        | SB        | CS       | SLG         | OBP         | E        |
|----------------------------|-------------|---|-----------|------------|-----------|-----------|-----------|----------|----------|-----------|----------|----------|----------|-----------|-----------|-----------|----------|-------------|-------------|----------|
| 2019                       | DSL A's (R) | .300  | 44        | 160        | 26        | 48        | 10        | 7        | 3        | 27        | 0        | 1        | 3        | 22        | 46        | 12        | 5        | .506        | .392        | 1        |
|                            | AZL A's (R) | .282  | 23        | 78         | 4         | 19        | 5         | 1        | 0        | 14        | 0        | 0        | 2        | 8         | 14        | 4         | 4        | .333        | .330        | 4        |
| 2020                       |             | (Minor League Season Canceled – Did Not Play) |           |            |           |           |           |          |          |           |          |          |          |           |           |           |          |             |             |          |
| <b>Minor League Totals</b> |             | <b>.282</b>                                   | <b>67</b> | <b>238</b> | <b>30</b> | <b>67</b> | <b>15</b> | <b>8</b> | <b>3</b> | <b>41</b> | <b>0</b> | <b>1</b> | <b>5</b> | <b>30</b> | <b>60</b> | <b>16</b> | <b>9</b> | <b>.450</b> | <b>.372</b> | <b>5</b> |

## LAWRENCE EVAN BUTLER

OF

**Born:** Burlington, New Jersey, July 10, 2000; **Home:** Atlanta, Georgia**Bats:** Left; **Throws:** Right; **Height:** 6-2; **Weight:** 215**Obtained:** Selected in the sixth round of the 2018 First-Year Player Draft

Signed by Jemel Spearman...drafted out of Westlake High School in Atlanta, Georgia.

| Year                       | Club        | AVG.  | G          | AB         | R         | H         | 2B       | 3B       | HR       | RBI       | SH       | SF       | HP       | BB        | SO         | SB       | CS       | SLG         | OBP         | E        |
|----------------------------|-------------|---|------------|------------|-----------|-----------|----------|----------|----------|-----------|----------|----------|----------|-----------|------------|----------|----------|-------------|-------------|----------|
| 2018                       | AZL A's (R) | .226  | 46         | 106        | 20        | 24        | 4        | 2        | 1        | 15        | 0        | 0        | 0        | 18        | 43         | 3        | 1        | .330        | .339        | 0        |
| 2019                       | Vermont (A) | .177  | 55         | 192        | 20        | 34        | 5        | 2        | 4        | 22        | 0        | 2        | 1        | 26        | 90         | 1        | 0        | .286        | .276        | 3        |
| 2020                       |             | (Minor League Season Canceled – Did Not Play) |            |            |           |           |          |          |          |           |          |          |          |           |            |          |          |             |             |          |
| <b>Minor League Totals</b> |             | <b>.195</b>                                   | <b>101</b> | <b>298</b> | <b>40</b> | <b>58</b> | <b>9</b> | <b>4</b> | <b>5</b> | <b>37</b> | <b>0</b> | <b>2</b> | <b>1</b> | <b>44</b> | <b>133</b> | <b>4</b> | <b>1</b> | <b>.302</b> | <b>.299</b> | <b>3</b> |

## CHASE MATTHEW CALABUIG

OF

**Born:** Mission Viejo, California, December 10, 1995; **Home:** Mission Viejo, California**Bats:** Left; **Throws:** Left; **Height:** 5-10; **Weight:** 185**Obtained:** Selected in the 27<sup>th</sup> round of the 2018 First-Year Player Draft

Signed by Anthony Aliotti...named All-Mountain West First Team in 2018 for San Diego State University... finished his career with the Aztecs with a school-record 238 games played...was named Texas League Player of the Week for the week of Aug. 19-25, 2019.

| Year                       | Club         | AVG.  | G          | AB         | R          | H          | 2B        | 3B       | HR       | RBI       | SH       | SF       | HP       | BB         | SO         | SB        | CS       | SLG         | OBP         | E        |
|----------------------------|--------------|---|------------|------------|------------|------------|-----------|----------|----------|-----------|----------|----------|----------|------------|------------|-----------|----------|-------------|-------------|----------|
| 2018                       | AZL A's (R)  | .406  | 16         | 32         | 7          | 13         | 3         | 1        | 0        | 5         | 0        | 1        | 1        | 5          | 5          | 0         | 0        | .563        | .487        | 0        |
|                            | Stockton (A) | .239  | 51         | 201        | 32         | 48         | 12        | 0        | 0        | 16        | 2        | 0        | 3        | 21         | 40         | 3         | 1        | .299        | .320        | 0        |
| 2019                       | Beloit (A)   | .304  | 13         | 46         | 4          | 14         | 2         | 0        | 1        | 5         | 0        | 0        | 0        | 12         | 10         | 1         | 2        | .413        | .448        | 2        |
|                            | Midland (AA) | .280  | 109        | 403        | 57         | 113        | 14        | 3        | 4        | 50        | 0        | 5        | 5        | 63         | 101        | 7         | 4        | .360        | .380        | 3        |
| 2020                       |              | (Minor League Season Canceled – Did Not Play) |            |            |            |            |           |          |          |           |          |          |          |            |            |           |          |             |             |          |
| <b>Minor League Totals</b> |              | <b>.276</b>                                   | <b>189</b> | <b>682</b> | <b>100</b> | <b>188</b> | <b>31</b> | <b>4</b> | <b>5</b> | <b>76</b> | <b>2</b> | <b>6</b> | <b>9</b> | <b>101</b> | <b>156</b> | <b>11</b> | <b>7</b> | <b>.355</b> | <b>.373</b> | <b>5</b> |

## ALEXANDER JOSE CAMPOS

IF

**Born:** Cumana, Venezuela, February 20, 2000; **Home:** Cumana, Venezuela**Bats:** Right; **Throws:** Right; **Height:** 5-10; **Weight:** 195**Obtained:** Acquired from Seattle with Emilio Pagán for Ryon Healy on November 11, 2017

| Year                       | Club             | AVG.  | G         | AB         | R         | H         | 2B        | 3B       | HR       | RBI       | SH       | SF       | HP       | BB        | SO        | SB        | CS        | SLG         | OBP         | E         |
|----------------------------|------------------|---|-----------|------------|-----------|-----------|-----------|----------|----------|-----------|----------|----------|----------|-----------|-----------|-----------|-----------|-------------|-------------|-----------|
| 2017                       | DSL Mariners (R) | .290  | 59        | 207        | 37        | 60        | 10        | 0        | 2        | 26        | 2        | 1        | 3        | 41        | 39        | 7         | 10        | .367        | .413        | 15        |
| 2018                       | AZL A's (R)      | .127  | 28        | 71         | 11        | 9         | 2         | 1        | 0        | 4         | 0        | 1        | 1        | 11        | 28        | 4         | 1         | .183        | .250        | 10        |
| 2019                       |                  | (Injured – Did Not Play)                      |           |            |           |           |           |          |          |           |          |          |          |           |           |           |           |             |             |           |
| 2020                       |                  | (Minor League Season Canceled – Did Not Play) |           |            |           |           |           |          |          |           |          |          |          |           |           |           |           |             |             |           |
| <b>Minor League Totals</b> |                  | <b>.248</b>                                   | <b>87</b> | <b>278</b> | <b>48</b> | <b>69</b> | <b>12</b> | <b>1</b> | <b>2</b> | <b>30</b> | <b>2</b> | <b>2</b> | <b>4</b> | <b>52</b> | <b>67</b> | <b>11</b> | <b>11</b> | <b>.320</b> | <b>.372</b> | <b>25</b> |

## LUIS ANGEL CARRASCO (ALVAREZ)

RHP

**Born:** Barquisimeto, Venezuela, December 19, 2001; **Home:** San Vicente, Venezuela**Bats:** Right; **Throws:** Right; **Height:** 6-1; **Weight:** 180**Obtained:** Signed as a free agent to a minor league contract on July 13, 2018

Signed by Ruben Barradas.

| Year                       | Club        | W  | L        | ERA         | G        | GS       | CG       | SHO      | SV       | IP          | H         | R         | ER        | HR       | HB       | BB       | IBB      | SO        | WP       | BK       |  |
|----------------------------|-------------|--|----------|-------------|----------|----------|----------|----------|----------|-------------|-----------|-----------|-----------|----------|----------|----------|----------|-----------|----------|----------|--|
| 2019                       | AZL A's (R) | 0  | 0        | 6.91        | 6        | 4        | 0        | 0        | 0        | 14.1        | 19        | 11        | 11        | 0        | 1        | 4        | 0        | 12        | 3        | 2        |  |
| 2020                       |             | (Minor League Season Canceled – Did Not Pitch) |          |             |          |          |          |          |          |             |           |           |           |          |          |          |          |           |          |          |  |
| <b>Minor League Totals</b> |             | <b>0</b>                                       | <b>0</b> | <b>6.91</b> | <b>6</b> | <b>4</b> | <b>0</b> | <b>0</b> | <b>0</b> | <b>14.1</b> | <b>19</b> | <b>11</b> | <b>11</b> | <b>0</b> | <b>1</b> | <b>4</b> | <b>0</b> | <b>12</b> | <b>3</b> | <b>2</b> |  |

### CHARLES ALAN CERNY

RHP

Goes by "Charlie"

**Born:** Bloomington, Illinois, September 23, 1996; **Home:** Bloomington, Illinois

**Bats:** Left; **Throws:** Right; **Height:** 6-4; **Weight:** 235

**Obtained:** Selected in the seventh round of the 2018 First-Year Player Draft

Attended the University of Illinois, Chicago...made the 2017 Horizon League All-Academic Team...signed by Derek Lee...made his full-season debut in 2019, setting career highs in every major statistic.

| Year                       | Club        | W  | L        | ERA         | G         | GS       | CG       | SHO      | SV        | IP          | H         | R         | ER        | HR       | HB       | BB        | IBB      | SO        | WP        | BK       |  |
|----------------------------|-------------|--|----------|-------------|-----------|----------|----------|----------|-----------|-------------|-----------|-----------|-----------|----------|----------|-----------|----------|-----------|-----------|----------|--|
| 2018                       | Vermont (A) | 1  | 1        | 4.32        | 16        | 1        | 0        | 0        | 3         | 25.0        | 26        | 17        | 12        | 0        | 2        | 12        | 1        | 15        | 4         | 0        |  |
| 2019                       | Beloit (A)  | 2  | 5        | 3.57        | 38        | 0        | 0        | 0        | 8         | 53.0        | 45        | 29        | 21        | 1        | 5        | 37        | 2        | 42        | 11        | 2        |  |
| 2020                       |             | (Minor League Season Canceled – Did Not Pitch) |          |             |           |          |          |          |           |             |           |           |           |          |          |           |          |           |           |          |  |
| <b>Minor League Totals</b> |             | <b>3</b>                                       | <b>6</b> | <b>3.81</b> | <b>54</b> | <b>1</b> | <b>0</b> | <b>0</b> | <b>11</b> | <b>78.0</b> | <b>71</b> | <b>46</b> | <b>33</b> | <b>1</b> | <b>7</b> | <b>49</b> | <b>3</b> | <b>57</b> | <b>15</b> | <b>2</b> |  |

### CHASE JONATHAN COHEN

RHP

**Born:** Alpharetta, Georgia, April 26, 1997; **Home:** Alpharetta, Georgia

**Bats:** Left; **Throws:** Right; **Height:** 6-1; **Weight:** 195

**Obtained:** Selected in the ninth round of the 2018 First-Year Player Draft

Signed out of Georgia Southern University by Jemel Spearman...was named Sun Belt Pitcher of the Week for the week of Feb. 22, 2016.

| Year                       | Club        | W  | L         | ERA         | G         | GS        | CG       | SHO      | SV       | IP           | H          | R         | ER        | HR        | HB       | BB        | IBB      | SO         | WP        | BK       |  |
|----------------------------|-------------|--|-----------|-------------|-----------|-----------|----------|----------|----------|--------------|------------|-----------|-----------|-----------|----------|-----------|----------|------------|-----------|----------|--|
| 2018                       | AZL A's (R) | 0  | 0         | 0.00        | 1         | 0         | 0        | 0        | 0        | 1.0          | 0          | 0         | 0         | 0         | 0        | 0         | 0        | 0          | 0         | 0        |  |
|                            | Vermont (A) | 2  | 2         | 4.13        | 12        | 9         | 0        | 0        | 0        | 32.2         | 30         | 17        | 15        | 2         | 0        | 14        | 0        | 42         | 1         | 0        |  |
| 2019                       | Beloit (A)  | 5  | 10        | 4.64        | 27        | 18        | 0        | 0        | 2        | 114.1        | 113        | 68        | 59        | 9         | 4        | 56        | 1        | 106        | 15        | 1        |  |
| 2020                       |             | (Minor League Season Canceled – Did Not Pitch) |           |             |           |           |          |          |          |              |            |           |           |           |          |           |          |            |           |          |  |
| <b>Minor League Totals</b> |             | <b>7</b>                                       | <b>12</b> | <b>4.50</b> | <b>40</b> | <b>27</b> | <b>0</b> | <b>0</b> | <b>2</b> | <b>148.0</b> | <b>143</b> | <b>85</b> | <b>74</b> | <b>11</b> | <b>4</b> | <b>70</b> | <b>1</b> | <b>148</b> | <b>16</b> | <b>1</b> |  |

### CALVIN JOSEPH COKER

RHP

**Born:** Redwood City, California, March 6, 1996; **Home:** Kyle, Texas

**Bats:** Right; **Throws:** Right; **Height:** 6-2; **Weight:** 165

**Obtained:** Selected in the 15<sup>th</sup> round of the 2018 First-Year Player Draft

Signed out of Auburn University by Anthony Aloisi.

| Year                       | Club            | W  | L        | ERA         | G         | GS       | CG       | SHO      | SV       | IP          | H         | R         | ER        | HR       | HB       | BB        | IBB      | SO        | WP       | BK       |  |
|----------------------------|-----------------|--|----------|-------------|-----------|----------|----------|----------|----------|-------------|-----------|-----------|-----------|----------|----------|-----------|----------|-----------|----------|----------|--|
| 2018                       | AZL A's (R)     | 0  | 0        | 4.00        | 13        | 1        | 0        | 0        | 2        | 18.0        | 20        | 11        | 8         | 1        | 0        | 9         | 0        | 23        | 2        | 0        |  |
|                            | Vermont (A)     | 0  | 0        | 0.00        | 1         | 0        | 0        | 0        | 0        | 2.1         | 1         | 0         | 0         | 0        | 1        | 0         | 0        | 4         | 0        | 0        |  |
|                            | Nashville (AAA) | 0  | 0        | 7.71        | 2         | 0        | 0        | 0        | 1        | 2.1         | 2         | 2         | 2         | 0        | 1        | 1         | 0        | 0         | 0        | 0        |  |
| 2019                       | Vermont (A)     | 0  | 0        | 4.91        | 6         | 0        | 0        | 0        | 1        | 3.2         | 4         | 3         | 2         | 0        | 0        | 4         | 1        | 2         | 1        | 0        |  |
|                            | Beloit (A)      | 1  | 3        | 4.82        | 24        | 0        | 0        | 0        | 3        | 37.1        | 33        | 21        | 20        | 4        | 3        | 7         | 0        | 33        | 5        | 0        |  |
| 2020                       |                 | (Minor League Season Canceled – Did Not Pitch) |          |             |           |          |          |          |          |             |           |           |           |          |          |           |          |           |          |          |  |
| <b>Minor League Totals</b> |                 | <b>1</b>                                       | <b>3</b> | <b>4.53</b> | <b>46</b> | <b>1</b> | <b>0</b> | <b>0</b> | <b>7</b> | <b>63.2</b> | <b>60</b> | <b>37</b> | <b>32</b> | <b>5</b> | <b>5</b> | <b>21</b> | <b>1</b> | <b>62</b> | <b>8</b> | <b>0</b> |  |

### VINCENT JAMES COLETTI

RHP

Goes by "Vince"

**Born:** Hollywood, Florida, November 3, 1996; **Home:** Hollywood, Florida

**Bats:** Right; **Throws:** Right; **Height:** 6-2; **Weight:** 205

**Obtained:** Selected in the 17<sup>th</sup> round of the 2019 First-Year Player Draft

Signed out of Florida Atlantic University by Julio Franco...led all Conference USA pitchers with 35 appearances in 2019.

| Year                       | Club        | W  | L        | ERA         | G         | GS       | CG       | SHO      | SV       | IP          | H         | R         | ER        | HR       | HB       | BB       | IBB      | SO        | WP       | BK       |
|----------------------------|-------------|--|----------|-------------|-----------|----------|----------|----------|----------|-------------|-----------|-----------|-----------|----------|----------|----------|----------|-----------|----------|----------|
| 2019                       | AZL A's (R) | 0  | 0        | 2.25        | 2         | 0        | 0        | 0        | 0        | 4.0         | 2         | 1         | 1         | 1        | 0        | 0        | 0        | 2         | 0        | 0        |
|                            | Vermont (A) | 1  | 1        | 5.40        | 14        | 0        | 0        | 0        | 0        | 23.1        | 31        | 16        | 14        | 0        | 0        | 8        | 2        | 20        | 4        | 0        |
| 2020                       |             | (Minor League Season Canceled – Did Not Pitch) |          |             |           |          |          |          |          |             |           |           |           |          |          |          |          |           |          |          |
| <b>Minor League Totals</b> |             | <b>1</b>                                       | <b>1</b> | <b>4.94</b> | <b>16</b> | <b>0</b> | <b>0</b> | <b>0</b> | <b>0</b> | <b>27.1</b> | <b>33</b> | <b>17</b> | <b>15</b> | <b>1</b> | <b>0</b> | <b>8</b> | <b>2</b> | <b>22</b> | <b>4</b> | <b>0</b> |

### BRYCE BLACKWELL CONLEY

RHP

**Born:** Raleigh, North Carolina, August 22, 1994; **Home:** Alpharetta, Georgia

**Bats:** Right; **Throws:** Right; **Height:** 6-3; **Weight:** 206

**Obtained:** Selected in the 22nd round of the 2017 First-Year Player Draft

Graduated from Alpharetta HS (GA)...played collegiately at Georgia State University...transferred to Georgia State from Chattahoochee Valley Community College...signed by Jemel Spearman...was named the California League Pitcher of the Week for the week of July 29-Aug. 4, 2019.

| Year                       | Club         | W  | L         | ERA         | G         | GS        | CG       | SHO      | SV       | IP           | H          | R          | ER        | HR        | HB        | BB         | IBB      | SO         | WP        | BK       |
|----------------------------|--------------|--|-----------|-------------|-----------|-----------|----------|----------|----------|--------------|------------|------------|-----------|-----------|-----------|------------|----------|------------|-----------|----------|
| 2017                       | Vermont (A)  | 0  | 3         | 6.12        | 15        | 4         | 0        | 0        | 0        | 25.0         | 21         | 18         | 17        | 2         | 4         | 23         | 0        | 28         | 3         | 0        |
| 2018                       | Beloit (A)   | 3  | 7         | 4.46        | 20        | 16        | 0        | 0        | 1        | 84.2         | 66         | 44         | 42        | 8         | 11        | 37         | 0        | 98         | 11        | 0        |
| 2019                       | Beloit (A)   | 3  | 4         | 3.73        | 16        | 12        | 0        | 0        | 1        | 70.0         | 51         | 31         | 29        | 11        | 8         | 59         | 0        | 98         | 5         | 0        |
|                            | Stockton (A) | 3  | 1         | 2.78        | 9         | 7         | 0        | 0        | 0        | 32.1         | 20         | 11         | 10        | 4         | 2         | 21         | 0        | 29         | 1         | 0        |
| 2020                       |              | (Minor League Season Canceled – Did Not Pitch) |           |             |           |           |          |          |          |              |            |            |           |           |           |            |          |            |           |          |
| <b>Minor League Totals</b> |              | <b>9</b>                                       | <b>15</b> | <b>4.16</b> | <b>60</b> | <b>39</b> | <b>0</b> | <b>0</b> | <b>2</b> | <b>212.0</b> | <b>158</b> | <b>104</b> | <b>98</b> | <b>21</b> | <b>23</b> | <b>119</b> | <b>0</b> | <b>224</b> | <b>19</b> | <b>0</b> |

### CLARK ANTHONY COTA

RHP

**Born:** Fresno, California, October 6, 1996; **Home:** Hampstead, North Carolina

**Bats:** Right; **Throws:** Right; **Height:** 6-0; **Weight:** 230

**Obtained:** Selected in the 10<sup>th</sup> round of the 2018 First-Year Player Draft

Signed out of Topsail High School by Neil Avent.

| Year                       | Club        | W  | L        | ERA         | G         | GS       | CG       | SHO      | SV       | IP          | H         | R         | ER        | HR       | HB       | BB        | IBB      | SO        | WP       | BK       |
|----------------------------|-------------|--|----------|-------------|-----------|----------|----------|----------|----------|-------------|-----------|-----------|-----------|----------|----------|-----------|----------|-----------|----------|----------|
| 2018                       | AZL A's (R) | 0  | 0        | 0.00        | 2         | 0        | 0        | 0        | 0        | 2.0         | 0         | 0         | 0         | 0        | 0        | 2         | 0        | 5         | 1        | 0        |
|                            | Vermont (A) | 3  | 1        | 6.11        | 14        | 0        | 0        | 0        | 1        | 17.2        | 18        | 16        | 12        | 1        | 4        | 17        | 2        | 14        | 3        | 0        |
| 2019                       | Vermont (A) | 2  | 3        | 5.06        | 19        | 0        | 0        | 0        | 0        | 32.0        | 26        | 22        | 18        | 1        | 3        | 24        | 0        | 37        | 5        | 0        |
| 2020                       |             | (Minor League Season Canceled – Did Not Pitch) |          |             |           |          |          |          |          |             |           |           |           |          |          |           |          |           |          |          |
| <b>Minor League Totals</b> |             | <b>5</b>                                       | <b>4</b> | <b>5.23</b> | <b>35</b> | <b>0</b> | <b>0</b> | <b>0</b> | <b>1</b> | <b>51.2</b> | <b>44</b> | <b>38</b> | <b>30</b> | <b>2</b> | <b>7</b> | <b>43</b> | <b>2</b> | <b>56</b> | <b>9</b> | <b>0</b> |

### JEFFREY KELLEY CRISWELL

RHP

Goes by "Jeff"

**Born:** Portage, Michigan, March 10, 1999; **Home:** Portage, Michigan

**Bats:** Right; **Throws:** Right; **Height:** 6-4; **Weight:** 203

**Obtained:** Selected in the second round of the 2020 First-Year Player Draft

Signed out of the University of Michigan by Richard Sparks...was an All-Big Ten First Team selection as a sophomore, finishing 7-1 with a 2.88 ERA and 116 strikeouts in 106.0 innings pitched.

| Year                       | Club | W  | L | ERA | G | GS | CG | SHO | SV | IP | H | R | ER | HR | HB | BB | IBB | SO | WP | BK |
|----------------------------|------|--|---|-----|---|----|----|-----|----|----|---|---|----|----|----|----|-----|----|----|----|
| 2020                       |      | (Minor League Season Canceled – Did Not Pitch) |   |     |   |    |    |     |    |    |   |   |    |    |    |    |     |    |    |    |
| <b>Minor League Totals</b> |      |  |   |     |   |    |    |     |    |    |   |   |    |    |    |    |     |    |    |    |

### MATTHEW NICHOLAS CROSS

C

Goes by "Matt"

**Born:** Buffalo, New York, July 28, 1998; **Home:** Tonawanda, New York

**Bats:** Right; **Throws:** Right; **Height:** 6-0; **Weight:** 215

**Obtained:** Selected in the 19<sup>th</sup> round of the 2018 First-Year Player Draft

Signed out of Niagara County Community College by Matthew Higginson.

| Year                       | Club         | AVG.  | G         | AB         | R         | H         | 2B       | 3B       | HR       | RBI       | SH       | SF       | HP       | BB        | SO        | SB       | CS       | SLG         | OBP         | E        |
|----------------------------|--------------|---|-----------|------------|-----------|-----------|----------|----------|----------|-----------|----------|----------|----------|-----------|-----------|----------|----------|-------------|-------------|----------|
| 2018                       | AZL A's (R)  | .217  | 13        | 23         | 2         | 5         | 0        | 0        | 3        | 0         | 0        | 1        | 0        | 3         | 5         | 0        | 0        | .217        | .296        | 1        |
| 2019                       | AZL A's (R)  | .235  | 33        | 98         | 17        | 23        | 3        | 2        | 3        | 16        | 0        | 2        | 1        | 19        | 25        | 0        | 1        | .398        | .358        | 2        |
|                            | Vermont (A)  | .000  | 5         | 14         | 0         | 0         | 0        | 0        | 0        | 0         | 0        | 0        | 1        | 2         | 3         | 0        | 0        | .000        | .176        | 0        |
|                            | Stockton (A) | .091  | 3         | 11         | 1         | 1         | 0        | 0        | 1        | 1         | 0        | 0        | 1        | 1         | 6         | 0        | 0        | .364        | .231        | 1        |
| 2020                       |              | (Minor League Season Canceled – Did Not Play) |           |            |           |           |          |          |          |           |          |          |          |           |           |          |          |             |             |          |
| <b>Minor League Totals</b> |              | <b>.199</b>                                   | <b>54</b> | <b>146</b> | <b>20</b> | <b>29</b> | <b>3</b> | <b>2</b> | <b>4</b> | <b>20</b> | <b>0</b> | <b>3</b> | <b>3</b> | <b>25</b> | <b>39</b> | <b>0</b> | <b>1</b> | <b>.329</b> | <b>.322</b> | <b>4</b> |

**JOHN GOWEN CUSHING, JR.****RHP**

Goes by "Jack"

**Born:** Enid, Oklahoma, December, 3, 1996; **Home:** Flower Mound, Texas**Bats:** Right; **Throws:** Right; **Height:** 6-3; **Weight:** 205**Obtained:** Selected in the 22<sup>nd</sup> round of the 2019 First-Year Player Draft

Signed by Paul Faulk III out of Georgetown University...was named to the 2019 All-Big East Second Team...struck out 87 batters in 2019, good for third in the Big East and second in Georgetown history.

| Year  | Club        | W        | L        | ERA         | G         | GS       | CG       | SHO      | SV       | IP          | H         | R         | ER        | HR       | HB       | BB        | IBB      | SO        | WP       | BK       |
|---|-------------|----------|----------|-------------|-----------|----------|----------|----------|----------|-------------|-----------|-----------|-----------|----------|----------|-----------|----------|-----------|----------|----------|
| 2019  | AZL A's (R) | 1        | 0        | 9.00        | 2         | 1        | 0        | 0        | 0        | 5.0         | 11        | 5         | 5         | 1        | 0        | 2         | 0        | 4         | 1        | 0        |
|   | Vermont (A) | 2        | 6        | 5.59        | 11        | 6        | 0        | 0        | 0        | 37.0        | 40        | 27        | 23        | 5        | 1        | 20        | 0        | 21        | 4        | 0        |
| 2020 (Minor League Season Canceled – Did Not Pitch) |             |          |          |             |           |          |          |          |          |             |           |           |           |          |          |           |          |           |          |          |
| <b>Minor League Totals</b>                          |             | <b>3</b> | <b>6</b> | <b>6.00</b> | <b>13</b> | <b>7</b> | <b>0</b> | <b>0</b> | <b>0</b> | <b>42.0</b> | <b>51</b> | <b>32</b> | <b>28</b> | <b>6</b> | <b>1</b> | <b>22</b> | <b>0</b> | <b>25</b> | <b>5</b> | <b>0</b> |

**TY O'DANIEL DAMRON****LHP****Born:** Denton, Texas, July 28, 1994; **Home:** Gordonville, Texas**Bats:** Left; **Throws:** Left; **Height:** 6-0; **Weight:** 202**Obtained:** Selected in the 15<sup>th</sup> round of the 2016 First-Year Player DraftGraduated from Krum HS (TX)...originally drafted in the 13<sup>th</sup> round of the 2013 draft by the Dodgers but did not sign...played collegiately at Texas Tech...signed by Armann Brown.

| Year  | Club         | W         | L         | ERA         | G         | GS       | CG       | SHO      | SV       | IP           | H          | R         | ER        | HR       | HB        | BB        | IBB      | SO         | WP        | BK       |
|---|--------------|-----------|-----------|-------------|-----------|----------|----------|----------|----------|--------------|------------|-----------|-----------|----------|-----------|-----------|----------|------------|-----------|----------|
| 2016  | Vermont (A)  | 0         | 3         | 5.06        | 10        | 0        | 0        | 0        | 1        | 16.0         | 15         | 13        | 9         | 1        | 1         | 9         | 0        | 15         | 1         | 0        |
| 2017  | AZL A's (R)  | 0         | 2         | 9.00        | 3         | 0        | 0        | 0        | 0        | 4.0          | 9          | 4         | 4         | 0        | 0         | 1         | 0        | 6          | 1         | 0        |
|   | Vermont (A)  | 5         | 5         | 4.53        | 18        | 5        | 0        | 0        | 2        | 45.2         | 58         | 27        | 23        | 1        | 4         | 22        | 1        | 47         | 6         | 0        |
| 2018  | Beloit (A)   | 4         | 2         | 2.97        | 24        | 0        | 0        | 0        | 0        | 33.1         | 33         | 16        | 11        | 2        | 1         | 17        | 0        | 49         | 3         | 0        |
|   | Stockton (A) | 1         | 0         | 3.24        | 13        | 0        | 0        | 0        | 0        | 16.2         | 15         | 6         | 6         | 3        | 2         | 10        | 0        | 24         | 1         | 0        |
| 2019  | Beloit (A)   | 0         | 0         | 1.50        | 9         | 0        | 0        | 0        | 1        | 18.0         | 6          | 3         | 3         | 0        | 2         | 9         | 0        | 25         | 1         | 0        |
|   | Stockton (A) | 1         | 0         | 2.03        | 17        | 0        | 0        | 0        | 0        | 26.2         | 13         | 6         | 6         | 2        | 3         | 9         | 0        | 31         | 1         | 1        |
| 2020 (Minor League Season Canceled – Did Not Pitch) |              |           |           |             |           |          |          |          |          |              |            |           |           |          |           |           |          |            |           |          |
| <b>Minor League Totals</b>                          |              | <b>11</b> | <b>12</b> | <b>3.48</b> | <b>94</b> | <b>5</b> | <b>0</b> | <b>0</b> | <b>0</b> | <b>160.1</b> | <b>149</b> | <b>75</b> | <b>62</b> | <b>9</b> | <b>13</b> | <b>77</b> | <b>1</b> | <b>197</b> | <b>14</b> | <b>1</b> |

**MICHAEL WILLIAM DANIELAK****RHP****Born:** Mount Prospect, Illinois, March 16, 1994; **Home:** Mount Prospect, Illinois**Bats:** Right; **Throws:** Right; **Height:** 6-4; **Weight:** 210**Obtained:** Selected in the 19<sup>th</sup> round of the 2017 First Year Player Draft

Graduated from John Hersey HS (IL)...signed by Ron Vaughn...was named Mid-Suburban League Player of the Year during his senior year of high school...made All-Ivy League Second Team during his senior year at Dartmouth.

| Year  | Club         | W        | L        | ERA         | G         | GS       | CG       | SHO      | SV       | IP          | H          | R         | ER        | HR        | HB       | BB        | IBB      | SO         | WP       | BK       |
|---|--------------|----------|----------|-------------|-----------|----------|----------|----------|----------|-------------|------------|-----------|-----------|-----------|----------|-----------|----------|------------|----------|----------|
| 2017  | AZL A's (R)  | 0        | 0        | 13.50       | 1         | 1        | 0        | 0        | 0        | 0.2         | 4          | 3         | 1         | 0         | 0        | 0         | 0        | 1          | 0        | 0        |
|   | Vermont (A)  | 3        | 0        | 1.20        | 17        | 0        | 0        | 0        | 4        | 30.0        | 23         | 4         | 4         | 2         | 1        | 9         | 0        | 35         | 3        | 0        |
| 2018  | Beloit (A)   | 0        | 2        | 9.35        | 3         | 2        | 0        | 0        | 0        | 8.2         | 18         | 17        | 9         | 3         | 3        | 3         | 0        | 7          | 0        | 0        |
| 2019  | Beloit (A)   | 3        | 1        | 2.05        | 19        | 0        | 0        | 0        | 1        | 30.2        | 28         | 8         | 7         | 3         | 0        | 6         | 2        | 38         | 3        | 0        |
|   | Stockton (A) | 3        | 0        | 3.41        | 16        | 0        | 0        | 0        | 0        | 29.0        | 27         | 15        | 11        | 3         | 3        | 8         | 0        | 40         | 1        | 0        |
| 2020 (Minor League Season Canceled – Did Not Pitch) |              |          |          |             |           |          |          |          |          |             |            |           |           |           |          |           |          |            |          |          |
| <b>Minor League Totals</b>                          |              | <b>9</b> | <b>3</b> | <b>2.91</b> | <b>56</b> | <b>3</b> | <b>0</b> | <b>0</b> | <b>5</b> | <b>99.0</b> | <b>100</b> | <b>47</b> | <b>32</b> | <b>11</b> | <b>7</b> | <b>26</b> | <b>2</b> | <b>121</b> | <b>7</b> | <b>0</b> |

**LOGAN DOUGLAS DAVIDSON****IF****Born:** Charlotte, North Carolina, December 26, 1997; **Home:** Seneca, South Carolina**Bats:** Both; **Throws:** Right; **Height:** 6-3; **Weight:** 210**Obtained:** Selected in the first round of the 2019 First-Year Player Draft

Signed out of Clemson University by Neil Avent...made his professional debut in 2019, playing 54 games, all at shortstop, for Vermont.

| Year   | Club        | AVG.        | G         | AB         | R         | H         | 2B       | 3B       | HR       | RBI       | SH       | SF       | HP       | BB        | SO        | SB       | CS       | SLG         | OBP         | E         |
|--|-------------|-------------|-----------|------------|-----------|-----------|----------|----------|----------|-----------|----------|----------|----------|-----------|-----------|----------|----------|-------------|-------------|-----------|
| 2019   | Vermont (A) | .239        | 54        | 205        | 42        | 49        | 7        | 0        | 4        | 12        | 0        | 0        | 2        | 31        | 55        | 5        | 0        | .332        | .345        | 12        |
| 2020 (Minor League Season Canceled – Did Not Play) |             |             |           |            |           |           |          |          |          |           |          |          |          |           |           |          |          |             |             |           |
| <b>Minor League Totals</b>                         |             | <b>.239</b> | <b>54</b> | <b>205</b> | <b>42</b> | <b>49</b> | <b>7</b> | <b>0</b> | <b>4</b> | <b>12</b> | <b>0</b> | <b>0</b> | <b>2</b> | <b>31</b> | <b>55</b> | <b>5</b> | <b>0</b> | <b>.332</b> | <b>.345</b> | <b>12</b> |

**GEYKLER ANDRES DÁVILA (HERNANDEZ)**

**C**

**Born:** Los Teques, Venezuela, October 19, 2000; **Home:** San Diego, Venezuela

**Bats:** Right; **Throws:** Right; **Height:** 5-11; **Weight:** 180

**Obtained:** Signed as a free agent to a minor league contract, July 3, 2017

Signed by Oswaldo Troconis.

| Year                       | Club              | AVG.  | G         | AB        | R         | H         | 2B       | 3B       | HR       | RBI       | SH       | SF       | HP       | BB        | SO        | SB       | CS       | SLG         | OBP         | E        |
|----------------------------|-------------------|---|-----------|-----------|-----------|-----------|----------|----------|----------|-----------|----------|----------|----------|-----------|-----------|----------|----------|-------------|-------------|----------|
| 2018                       | DSL A's (R)       | .188  | 28        | 69        | 5         | 13        | 2        | 0        | 0        | 12        | 1        | 1        | 0        | 6         | 10        | 1        | 2        | .217        | .250        | 2        |
| 2019                       | AZL A's Green (R) | .182  | 9         | 22        | 2         | 4         | 1        | 0        | 0        | 2         | 0        | 0        | 0        | 3         | 6         | 1        | 0        | .227        | .280        | 4        |
|                            | DSL A's (R)       | .143  | 5         | 7         | 3         | 1         | 1        | 0        | 0        | 0         | 0        | 0        | 1        | 4         | 4         | 0        | 0        | .286        | .500        | 1        |
| 2020                       |                   | (Minor League Season Canceled – Did Not Play) |           |           |           |           |          |          |          |           |          |          |          |           |           |          |          |             |             |          |
| <b>Minor League Totals</b> |                   | <b>.184</b>                                   | <b>42</b> | <b>98</b> | <b>10</b> | <b>18</b> | <b>4</b> | <b>0</b> | <b>0</b> | <b>14</b> | <b>1</b> | <b>1</b> | <b>1</b> | <b>13</b> | <b>20</b> | <b>2</b> | <b>2</b> | <b>.224</b> | <b>.283</b> | <b>7</b> |

**JOSEPH CHARLES DEMERS**

**RHP**

Goes by "Joe"

**Born:** Walnut Creek, California, November 9, 1996; **Home:** Martinez, California

**Bats:** Right; **Throws:** Right; **Height:** 6-1; **Weight:** 240

**Obtained:** Selected in the 11<sup>th</sup> round of the 2018 First-Year Player Draft

Signed out of the University of Washington by James Coffman...was a 2018 All-Pac-12 selection, and was a 2018 ABCA Rawlings Gold Glove D1 winner...missed all of 2018 due to injury...made his professional debut in 2019, spending all season with Beloit.

| Year                       | Club       | W  | L        | ERA         | G         | GS        | CG       | SHO      | SV       | IP          | H          | R         | ER        | HR        | HB       | BB        | IBB      | SO        | WP       | BK       |
|----------------------------|------------|--|----------|-------------|-----------|-----------|----------|----------|----------|-------------|------------|-----------|-----------|-----------|----------|-----------|----------|-----------|----------|----------|
| 2018                       |            | (Injured – Did not pitch)                      |          |             |           |           |          |          |          |             |            |           |           |           |          |           |          |           |          |          |
| 2019                       | Beloit (A) | 5  | 4        | 5.49        | 23        | 13        | 0        | 0        | 2        | 95.0        | 111        | 59        | 58        | 11        | 9        | 17        | 0        | 75        | 5        | 0        |
| 2020                       |            | (Minor League Season Canceled – Did Not Pitch) |          |             |           |           |          |          |          |             |            |           |           |           |          |           |          |           |          |          |
| <b>Minor League Totals</b> |            | <b>5</b>                                       | <b>4</b> | <b>5.49</b> | <b>23</b> | <b>13</b> | <b>0</b> | <b>0</b> | <b>2</b> | <b>95.0</b> | <b>111</b> | <b>59</b> | <b>58</b> | <b>11</b> | <b>9</b> | <b>17</b> | <b>0</b> | <b>75</b> | <b>5</b> | <b>0</b> |

**EDWIN DÍAZ (PANTOJA)**

**IF**

**Born:** Bayamon, Puerto Rico, August 25, 1995; **Home:** Vega Alta, Puerto Rico

**Bats:** Right; **Throws:** Right; **Height:** 6-1; **Weight:** 230

**Obtained:** Selected in the 15<sup>th</sup> round of the 2013 First-Year Player Draft

Graduated from Maestro Ladi HS (PR)...signed by Ruben Escalera...in 2019, ranked first in the organization in doubles (36) and tied for fifth in triples (5) and extra-base hits (57)...finished 2018 tied for fourth in the organization in home runs (15).

| Year                       | Club            | AVG.  | G          | AB          | R          | H          | 2B         | 3B        | HR        | RBI        | SH        | SF        | HP        | BB         | SO         | SB        | CS       | SLG         | OBP         | E         |
|----------------------------|-----------------|---|------------|-------------|------------|------------|------------|-----------|-----------|------------|-----------|-----------|-----------|------------|------------|-----------|----------|-------------|-------------|-----------|
| 2013                       | AZL A's (R)     | .239  | 27         | 92          | 7          | 22         | 6          | 1         | 1         | 6          | 0         | 1         | 0         | 5          | 25         | 1         | 1        | .359        | .276        | 5         |
| 2014                       | AZL A's (R)     | .241  | 44         | 145         | 21         | 35         | 12         | 1         | 1         | 7          | 1         | 1         | 6         | 17         | 39         | 2         | 0        | .359        | .343        | 11        |
| 2015                       | AZL A's (R)     | .171  | 24         | 76          | 10         | 13         | 2          | 0         | 2         | 6          | 0         | 0         | 1         | 8          | 22         | 0         | 0        | .276        | .259        | 5         |
|                            | Beloit (A)      | .100  | 45         | 140         | 9          | 14         | 8          | 0         | 0         | 13         | 2         | 2         | 2         | 8          | 49         | 0         | 0        | .157        | .158        | 8         |
| 2016                       | Beloit (A)      | .236  | 92         | 296         | 31         | 70         | 13         | 0         | 5         | 34         | 6         | 4         | 8         | 26         | 101        | 4         | 2        | .331        | .311        | 17        |
| 2017                       | Beloit (A)      | .255  | 89         | 302         | 49         | 77         | 12         | 3         | 10        | 45         | 2         | 2         | 2         | 43         | 91         | 0         | 0        | .414        | .350        | 13        |
|                            | Stockton (A)    | .089  | 13         | 45          | 2          | 4          | 0          | 1         | 0         | 3          | 1         | 1         | 0         | 4          | 15         | 0         | 0        | .133        | .160        | 3         |
| 2018                       | Stockton (A)    | .236  | 84         | 296         | 44         | 70         | 19         | 0         | 13        | 37         | 3         | 3         | 3         | 39         | 98         | 3         | 0        | .432        | .328        | 12        |
|                            | Midland (AA)    | .155  | 31         | 103         | 6          | 16         | 4          | 0         | 2         | 13         | 1         | 4         | 0         | 8          | 32         | 1         | 0        | .252        | .209        | 4         |
| 2019                       | Midland (AA)    | .238  | 127        | 458         | 63         | 109        | 36         | 7         | 14        | 72         | 2         | 3         | 9         | 48         | 153        | 3         | 1        | .439        | .320        | 13        |
|                            | Las Vegas (AAA) | .000  | 4          | 13          | 0          | 0          | 0          | 0         | 0         | 0          | 0         | 0         | 0         | 1          | 3          | 0         | 0        | .000        | .071        | 0         |
| 2020                       |                 | (Minor League Season Canceled – Did Not Play) |            |             |            |            |            |           |           |            |           |           |           |            |            |           |          |             |             |           |
| <b>Minor League Totals</b> |                 | <b>.219</b>                                   | <b>580</b> | <b>1966</b> | <b>242</b> | <b>430</b> | <b>112</b> | <b>13</b> | <b>48</b> | <b>236</b> | <b>18</b> | <b>21</b> | <b>31</b> | <b>207</b> | <b>628</b> | <b>14</b> | <b>4</b> | <b>.362</b> | <b>.300</b> | <b>91</b> |

**JORDAN DAVID DÍAZ (SANDOVAL)**

**IF**

**Born:** Montería, Colombia, August 13, 2000; **Home:** Montería, Colombia

**Bats:** Right; **Throws:** Right; **Height:** 5-9; **Weight:** 190

**Obtained:** Signed as a free agent to a minor league contract, August 13, 2016

Signed by Jose Quintero...was a 2019 New York-Penn League Midseason All-Star.

| Year                       | Club        | AVG.  | G          | AB         | R         | H          | 2B        | 3B       | HR        | RBI       | SH       | SF        | HP        | BB        | SO        | SB       | CS       | SLG         | OBP         | E         |
|----------------------------|-------------|---|------------|------------|-----------|------------|-----------|----------|-----------|-----------|----------|-----------|-----------|-----------|-----------|----------|----------|-------------|-------------|-----------|
| 2017                       | DSL A's (R) | .255  | 42         | 137        | 14        | 35         | 7         | 0        | 0         | 18        | 0        | 3         | 3         | 6         | 22        | 2        | 0        | .307        | .295        | 11        |
|                            | AZL A's (R) | .185  | 8          | 27         | 2         | 5          | 0         | 0        | 0         | 2         | 0        | 1         | 0         | 0         | 4         | 1        | 0        | .185        | .179        | 4         |
| 2018                       | AZL A's (R) | .277  | 48         | 159        | 23        | 44         | 11        | 2        | 1         | 25        | 0        | 2         | 6         | 19        | 22        | 0        | 2        | .390        | .371        | 10        |
| 2019                       | Vermont (A) | .264  | 70         | 277        | 31        | 73         | 17        | 1        | 9         | 47        | 0        | 4         | 1         | 18        | 46        | 2        | 2        | .430        | .307        | 15        |
| 2020                       |             | (Minor League Season Canceled – Did Not Play) |            |            |           |            |           |          |           |           |          |           |           |           |           |          |          |             |             |           |
| <b>Minor League Totals</b> |             | <b>.262</b>                                   | <b>168</b> | <b>600</b> | <b>70</b> | <b>157</b> | <b>35</b> | <b>3</b> | <b>10</b> | <b>92</b> | <b>0</b> | <b>10</b> | <b>10</b> | <b>43</b> | <b>94</b> | <b>5</b> | <b>4</b> | <b>.380</b> | <b>.317</b> | <b>40</b> |

### JOSE MANUEL DICOCHEA III

RHP

**Born:** Tucson, Arizona, March 21, 2001; **Home:** Sahuarita, Arizona

**Bats:** Right; **Throws:** Right; **Height:** 6-3; **Weight:** 180

**Obtained:** Selected in the eighth round of the 2019 First Year Player Draft

Signed out of Sahuarita High School by Scott Cousins...was ranked the No. 6 player and the highest-ranked high schooler in the state of Arizona by Baseball America prior to the 2019 draft...threw a no-hitter in the 2019 Arizona state championship semifinals.

| Year                       | Club        | W   | L        | ERA          | G         | GS       | CG       | SHO      | SV       | IP          | H         | R         | ER        | HR       | HB       | BB        | IBB      | SO        | WP       | BK       |
|----------------------------|-------------|---|----------|--------------|-----------|----------|----------|----------|----------|-------------|-----------|-----------|-----------|----------|----------|-----------|----------|-----------|----------|----------|
| 2019                       | AZL A's (R) | 0   | 3        | 10.38        | 10        | 9        | 0        | 0        | 0        | 21.2        | 28        | 27        | 25        | 3        | 4        | 14        | 0        | 14        | 4        | 0        |
| 2020                       |             | (Minor League Season Canceled – Did Not Play) |          |              |           |          |          |          |          |             |           |           |           |          |          |           |          |           |          |          |
| <b>Minor League Totals</b> |             | <b>0</b>                                      | <b>3</b> | <b>10.38</b> | <b>10</b> | <b>9</b> | <b>0</b> | <b>0</b> | <b>0</b> | <b>21.2</b> | <b>28</b> | <b>27</b> | <b>25</b> | <b>3</b> | <b>4</b> | <b>14</b> | <b>0</b> | <b>14</b> | <b>4</b> | <b>0</b> |

### JEREMY AUSTIN EIERMAN

IF

**Born:** Sedalia, Missouri, September 10, 1996; **Home:** Warsaw, Missouri

**Bats:** Right; **Throws:** Right; **Height:** 6-0; **Weight:** 205

**Obtained:** Selected in the second round of the 2018 First-Year Player Draft

Signed out of Missouri State University by Albert Skorupa...was a 2018 Preseason All-American.

| Year                       | Club         | AVG.  | G          | AB         | R         | H          | 2B        | 3B       | HR        | RBI       | SH       | SF       | HP       | BB        | SO         | SB        | CS       | SLG         | OBP         | E         |
|----------------------------|--------------|---|------------|------------|-----------|------------|-----------|----------|-----------|-----------|----------|----------|----------|-----------|------------|-----------|----------|-------------|-------------|-----------|
| 2018                       | Vermont (A)  | .235  | 62         | 247        | 36        | 58         | 8         | 2        | 8         | 26        | 2        | 1        | 4        | 13        | 70         | 10        | 4        | .381        | .283        | 15        |
| 2019                       | Stockton (A) | .208  | 131        | 501        | 57        | 104        | 22        | 7        | 13        | 64        | 3        | 4        | 5        | 39        | 177        | 11        | 3        | .357        | .270        | 15        |
| 2020                       |              | (Minor League Season Canceled – Did Not Play) |            |            |           |            |           |          |           |           |          |          |          |           |            |           |          |             |             |           |
| <b>Minor League Totals</b> |              | <b>.217</b>                                   | <b>193</b> | <b>748</b> | <b>93</b> | <b>162</b> | <b>30</b> | <b>9</b> | <b>21</b> | <b>90</b> | <b>5</b> | <b>5</b> | <b>9</b> | <b>52</b> | <b>247</b> | <b>21</b> | <b>7</b> | <b>.365</b> | <b>.274</b> | <b>30</b> |

### STEPHEN PATRICK EMANUELS, JR.

RHP

Goes by "Stevie"

**Born:** Seattle, Washington, January 30, 1999; **Home:** Bellevue, Washington

**Bats:** Right; **Throws:** Right; **Height:** 6-5; **Weight:** 215

**Obtained:** Selected in the fifth round of the 2020 First-Year Player Draft

Signed out of the University of Washington by James Coffman...was a Collegiate Baseball Third Team All-American in 2020 after going 3-1 with a 0.79 ERA in four starts.

| Year                       | Club | W  | L | ERA | G | GS | CG | SHO | SV | IP | H | R | ER | HR | HB | BB | IBB | SO | WP | BK |
|----------------------------|------|--|---|-----|---|----|----|-----|----|----|---|---|----|----|----|----|-----|----|----|----|
| 2020                       |      | (Minor League Season Canceled – Did Not Pitch) |   |     |   |    |    |     |    |    |   |   |    |    |    |    |     |    |    |    |
| <b>Minor League Totals</b> |      |  |   |     |   |    |    |     |    |    |   |   |    |    |    |    |     |    |    |    |

### ZACHARY SCOTT ERWIN

LHP

Goes by "Zack"

**Born:** Park Ridge, Illinois, January 24, 1994; **Home:** Duluth, Georgia

**Bats:** Left; **Throws:** Left; **Height:** 6-5; **Weight:** 187

**Obtained:** Acquired from Chicago (AL) with J.B. Wendelken for Brett Lawrie, December 9, 2015

Graduated from Duluth HS (GA)...played collegiately at Clemson...drafted by Chicago (AL) in the fourth round of the 2015 First-Year Player Draft...ranked eighth in the organization in saves (7) in 2019...finished 2018 tied for seventh in the organization in wins (8), eighth in innings pitched (135.2) and 10<sup>th</sup> in strikeouts (108).

| Year                       | Club            | W  | L         | ERA         | G          | GS        | CG       | SHO      | SV       | IP           | H          | R          | ER         | HR        | HB        | BB         | IBB      | SO         | WP        | BK       |
|----------------------------|-----------------|--|-----------|-------------|------------|-----------|----------|----------|----------|--------------|------------|------------|------------|-----------|-----------|------------|----------|------------|-----------|----------|
| 2015                       | Great Falls (R) | 2  | 0         | 0.84        | 8          | 4         | 0        | 0        | 0        | 21.1         | 17         | 5          | 2          | 0         | 0         | 3          | 0        | 15         | 2         | 0        |
|                            | Kannapolis (A)  | 0  | 2         | 1.89        | 7          | 3         | 0        | 0        | 0        | 19.0         | 15         | 5          | 4          | 0         | 1         | 4          | 0        | 15         | 3         | 0        |
| 2016                       | Beloit (A)      | 1  | 0         | 5.40        | 5          | 4         | 0        | 0        | 0        | 18.1         | 25         | 11         | 11         | 4         | 0         | 3          | 0        | 16         | 0         | 0        |
|                            | Stockton (A)    | 3  | 10        | 6.53        | 18         | 16        | 0        | 0        | 0        | 80.0         | 109        | 70         | 58         | 11        | 5         | 32         | 2        | 58         | 11        | 0        |
| 2017                       | Beloit (A)      | 6  | 4         | 2.08        | 19         | 19        | 0        | 0        | 0        | 95.1         | 74         | 30         | 22         | 4         | 1         | 29         | 0        | 91         | 3         | 0        |
| 2018                       | Stockton (A)    | 8  | 11        | 5.44        | 25         | 25        | 0        | 0        | 0        | 135.2        | 172        | 84         | 82         | 15        | 8         | 36         | 1        | 108        | 2         | 0        |
| 2019                       | Midland (AA)    | 6  | 3         | 3.22        | 39         | 0         | 0        | 0        | 7        | 58.2         | 71         | 28         | 21         | 6         | 1         | 15         | 3        | 68         | 3         | 0        |
| 2020                       |                 | (Minor League Season Canceled – Did Not Pitch) |           |             |            |           |          |          |          |              |            |            |            |           |           |            |          |            |           |          |
| <b>Minor League Totals</b> |                 | <b>26</b>                                      | <b>30</b> | <b>4.20</b> | <b>121</b> | <b>71</b> | <b>0</b> | <b>0</b> | <b>7</b> | <b>428.1</b> | <b>483</b> | <b>233</b> | <b>200</b> | <b>40</b> | <b>16</b> | <b>122</b> | <b>6</b> | <b>371</b> | <b>24</b> | <b>0</b> |

### BRADEN GREGORY FEIGL

RHP

Goes by "Brady"

**Born:** St. Louis, Missouri, November 27, 1995; **Home:** Naperville, Illinois

**Bats:** Right; **Throws:** Right; **Height:** 6-4; **Weight:** 235

**Obtained:** Selected in the fifth round of the 2018 First-Year Player Draft

Signed out of the University of Mississippi by Kelcey Mucker...was selected in the 35<sup>th</sup> round of the 2017 First-Year Player Draft by Los Angeles-AL, but did not sign...finished 2019 ranked fifth in innings pitched (134.1), sixth in strikeouts (119) and 10<sup>th</sup> in the organization in ERA (4.42)...was a 2019 California League Midseason All-Star.

| Year                       | Club         | W  | L         | ERA         | G         | GS        | CG       | SHO      | SV       | IP           | H          | R         | ER        | HR        | HB       | BB        | IBB      | SO         | WP       | BK       |
|----------------------------|--------------|--|-----------|-------------|-----------|-----------|----------|----------|----------|--------------|------------|-----------|-----------|-----------|----------|-----------|----------|------------|----------|----------|
| 2018                       | Vermont (A)  | 1  | 1         | 1.35        | 8         | 5         | 0        | 0        | 0        | 20.0         | 6          | 3         | 3         | 0         | 1        | 7         | 1        | 27         | 0        | 0        |
|                            | Beloit (A)   | 0  | 1         | 3.00        | 3         | 3         | 0        | 0        | 0        | 6.0          | 5          | 2         | 2         | 1         | 0        | 1         | 0        | 7          | 1        | 0        |
| 2019                       | Stockton (A) | 5  | 11        | 4.42        | 27        | 25        | 0        | 0        | 0        | 134.1        | 148        | 83        | 66        | 12        | 8        | 35        | 0        | 119        | 7        | 0        |
| 2020                       |              | (Minor League Season Canceled – Did Not Pitch) |           |             |           |           |          |          |          |              |            |           |           |           |          |           |          |            |          |          |
| <b>Minor League Totals</b> |              | <b>6</b>                                       | <b>13</b> | <b>3.99</b> | <b>38</b> | <b>33</b> | <b>0</b> | <b>0</b> | <b>0</b> | <b>160.1</b> | <b>159</b> | <b>88</b> | <b>71</b> | <b>13</b> | <b>9</b> | <b>43</b> | <b>1</b> | <b>153</b> | <b>8</b> | <b>0</b> |

### DEVIN BRYAN DAVID FOYLE

OF

**Born:** Scottsdale, Arizona, November 18, 1996; **Home:** Fountain Hills, Arizona

**Bats:** Both; **Throws:** Left; **Height:** 6-2; **Weight:** 185

**Obtained:** Selected in the 17<sup>th</sup> round of the 2018 First-Year Player Draft

Signed out of the University of Kansas by Albert Skorupa.

| Year                       | Club        | AVG.  | G          | AB         | R         | H          | 2B        | 3B       | HR       | RBI       | SH       | SF       | HP       | BB        | SO         | SB        | CS       | SLG         | OBP         | E        |
|----------------------------|-------------|---|------------|------------|-----------|------------|-----------|----------|----------|-----------|----------|----------|----------|-----------|------------|-----------|----------|-------------|-------------|----------|
| 2018                       | Vermont (A) | .169  | 49         | 142        | 21        | 24         | 5         | 1        | 0        | 12        | 2        | 3        | 2        | 21        | 44         | 11        | 1        | .218        | .280        | 1        |
| 2019                       | Beloit (A)  | .235  | 95         | 327        | 49        | 77         | 15        | 3        | 6        | 43        | 2        | 4        | 6        | 52        | 98         | 16        | 8        | .355        | .347        | 2        |
| 2020                       |             | (Minor League Season Canceled – Did Not Play) |            |            |           |            |           |          |          |           |          |          |          |           |            |           |          |             |             |          |
| <b>Minor League Totals</b> |             | <b>.215</b>                                   | <b>144</b> | <b>469</b> | <b>70</b> | <b>101</b> | <b>20</b> | <b>4</b> | <b>6</b> | <b>55</b> | <b>4</b> | <b>7</b> | <b>8</b> | <b>73</b> | <b>142</b> | <b>27</b> | <b>9</b> | <b>.313</b> | <b>.327</b> | <b>3</b> |

### KYLE MCPHAIL FRIEDRICH

RHP

**Born:** San Diego, California, January 22, 1992; **Home:** San Clemente, California

**Bats:** Right; **Throws:** Right; **Height:** 6-0; **Weight:** 203

**Obtained:** Selected in the seventh round of the 2015 First-Year Player Draft

Graduated from San Clemente HS (CA)...played collegiately at Long Beach State from 2011-15...signed by Craig Conklin...in 2016, finished fourth among A's minor leaguers in innings pitched (153.0) and fifth in strikeouts (119)...was named Midwest League Pitcher of the Week for the week of May 23-29, 2016...finished 2018 tied for seventh in the organization in wins (8) and ninth in strikeouts (109) and innings pitched (134.1)...in 2019, finished tied for fourth in the organization in ERA (3.43) and ninth in innings pitched (123.1).



| Year                | Club            | W  | L  | ERA  | G   | GS | CG | SHO | SV | IP    | H   | R   | ER  | HR | HB | BB  | IBB | SO  | WP | BK |
|---------------------|-----------------|--|----|------|-----|----|----|-----|----|-------|-----|-----|-----|----|----|-----|-----|-----|----|----|
| 2015                | Vermont (A)     | 1  | 3  | 4.50 | 14  | 11 | 0  | 0   | 0  | 36.0  | 32  | 22  | 18  | 2  | 2  | 13  | 0   | 19  | 1  | 0  |
| 2016                | Beloit (A)      | 3  | 2  | 1.25 | 10  | 8  | 0  | 0   | 0  | 50.1  | 38  | 10  | 7   | 2  | 5  | 6   | 0   | 31  | 0  | 0  |
|                     | Stockton (A)    | 3  | 7  | 4.29 | 18  | 18 | 0  | 0   | 0  | 100.2 | 109 | 54  | 48  | 10 | 2  | 10  | 0   | 86  | 9  | 0  |
|                     | Midland (AA)    | 0  | 0  | 9.00 | 1   | 0  | 0  | 0   | 0  | 2.0   | 4   | 2   | 2   | 0  | 0  | 0   | 0   | 2   | 0  | 0  |
| 2017                | Stockton (A)    | 2  | 2  | 2.98 | 16  | 4  | 0  | 0   | 1  | 54.1  | 44  | 22  | 18  | 7  | 6  | 12  | 0   | 42  | 1  | 0  |
|                     | Midland (AA)    | 1  | 4  | 6.00 | 18  | 3  | 0  | 0   | 1  | 51.0  | 58  | 38  | 34  | 7  | 9  | 17  | 2   | 36  | 0  | 1  |
| 2018                | Stockton (A)    | 2  | 2  | 3.27 | 9   | 9  | 0  | 0   | 0  | 52.1  | 49  | 20  | 19  | 6  | 5  | 17  | 0   | 48  | 0  | 1  |
|                     | Midland (AA)    | 6  | 5  | 5.66 | 15  | 14 | 0  | 0   | 0  | 76.1  | 90  | 54  | 48  | 13 | 7  | 23  | 0   | 60  | 2  | 0  |
|                     | Nashville (AAA) | 0  | 1  | 3.18 | 1   | 1  | 0  | 0   | 0  | 5.2   | 4   | 2   | 2   | 0  | 0  | 1   | 0   | 1   | 0  | 0  |
| 2019                | Stockton (A)    | 0  | 0  | 3.38 | 3   | 3  | 0  | 0   | 0  | 10.2  | 9   | 4   | 4   | 1  | 2  | 3   | 0   | 8   | 0  | 0  |
|                     | Midland (AA)    | 6  | 7  | 3.43 | 20  | 19 | 0  | 0   | 0  | 112.2 | 121 | 45  | 43  | 5  | 5  | 31  | 0   | 81  | 2  | 0  |
| 2020                |                 | (Minor League Season Canceled – Did Not Pitch) |    |      |     |    |    |     |    |       |     |     |     |    |    |     |     |     |    |    |
| Minor League Totals |                 | 24   | 33 | 3.96 | 125 | 90 | 0  | 0   | 2  | 552.0 | 558 | 273 | 243 | 53 | 43 | 133 | 2   | 414 | 15 | 2  |

### GERALD FRANCISCO GARCÍA (FLORES)

LHP

**Born:** Ciudad Darío, Nicaragua, October 21, 2001; **Home:** Ciudad Darío, Nicaragua

**Bats:** Left; **Throws:** Left; **Height:** 6-2; **Weight:** 200

**Obtained:** Signed as a free agent to a minor league contract on July 2, 2018

Signed by Juan Mosquera.

| Year                | Club        | W  | L | ERA  | G  | GS | CG | SHO | SV | IP   | H  | R  | ER | HR | HB | BB | IBB | SO | WP | BK |
|---------------------|-------------|--|---|------|----|----|----|-----|----|------|----|----|----|----|----|----|-----|----|----|----|
| 2019                | AZL A's (R) | 0  | 2 | 5.32 | 14 | 12 | 0  | 0   | 0  | 45.2 | 55 | 33 | 27 | 3  | 1  | 12 | 0   | 57 | 4  | 0  |
| 2020                |             | (Minor League Season Canceled – Did Not Pitch) |   |      |    |    |    |     |    |      |    |    |    |    |    |    |     |    |    |    |
| Minor League Totals |             | 0  | 2 | 5.32 | 14 | 12 | 0  | 0   | 0  | 45.2 | 55 | 33 | 27 | 3  | 1  | 12 | 0   | 57 | 4  | 0  |

### COOPER JOHN GOLDBY

C

**Born:** Mesa, Arizona, January 18, 1995; **Home:** Yuba City, California

**Bats:** Right; **Throws:** Right; **Height:** 5-10; **Weight:** 190

**Obtained:** Selected in the 35<sup>th</sup> round of the 2017 First Year Player Draft

Graduated from Yuba City HS (CA)...played collegiately at Lewis-Clark State College in Lewiston, Idaho...signed by Jim Coffman...missed most of 2018 due to injury.

| Year                | Club            | AVG.  | G  | AB  | R  | H  | 2B | 3B | HR | RBI | SH | SF | HP | BB | SO | SB | CS | SLG   | OBP  | E |
|---------------------|-----------------|---|----|-----|----|----|----|----|----|-----|----|----|----|----|----|----|----|-------|------|---|
| 2017                | AZL A's (R)     | .189  | 22 | 53  | 8  | 10 | 1  | 0  | 0  | 3   | 1  | 0  | 4  | 10 | 24 | 0  | 0  | .208  | .358 | 3 |
| 2018                | Vermont (A)     | .000  | 1  | 1   | 0  | 0  | 0  | 0  | 0  | 0   | 0  | 0  | 0  | 0  | 0  | 0  | 0  | .000  | .000 | 0 |
|                     | Nashville (AAA) | .500  | 1  | 2   | 1  | 1  | 1  | 0  | 0  | 2   | 0  | 0  | 0  | 0  | 0  | 0  | 0  | 1.000 | .500 | 0 |
| 2019                | Beloit (A)      | .172  | 10 | 29  | 1  | 5  | 1  | 0  | 0  | 2   | 0  | 0  | 0  | 4  | 0  | 7  | 1  | .207  | .273 | 2 |
|                     | Midland (AA)    | .115  | 22 | 61  | 3  | 7  | 0  | 0  | 0  | 0   | 0  | 0  | 1  | 9  | 30 | 0  | 0  | .115  | .239 | 3 |
| 2020                |                 | (Minor League Season Canceled – Did Not Play) |    |     |    |    |    |    |    |     |    |    |    |    |    |    |    |       |      |   |
| Minor League Totals |                 | .158  | 56 | 146 | 13 | 23 | 3  | 0  | 0  | 7   | 1  | 0  | 5  | 23 | 61 | 1  | 0  | .178  | .293 | 8 |

### JORGE ENRIQUE GORDÓN (VENEGAS)

C

**Born:** Panamá, Panama; **Home:** Panamá, Panama

**Bats:** Right; **Throws:** Right; **Height:** 5-10; **Weight:** 200

**Obtained:** Signed as a free agent to a minor league contract on July 6, 2014

Signed by Juan Mosquera.

| Year                | Club        | AVG.  | G   | AB  | R  | H   | 2B | 3B | HR | RBI | SH | SF | HP | BB | SO  | SB | CS | SLG  | OBP  | E  |
|---------------------|-------------|---|-----|-----|----|-----|----|----|----|-----|----|----|----|----|-----|----|----|------|------|----|
| 2015                | DSL A's (R) | .252  | 56  | 206 | 12 | 52  | 9  | 2  | 0  | 23  | 3  | 5  | 1  | 12 | 33  | 2  | 5  | .290 | .316 | 7  |
| 2016                | DSL A's (R) | .153  | 38  | 118 | 9  | 18  | 3  | 0  | 0  | 4   | 0  | 1  | 0  | 15 | 19  | 1  | 1  | .246 | .178 | 2  |
| 2017                | DSL A's (R) | .250  | 41  | 120 | 8  | 30  | 2  | 0  | 0  | 15  | 1  | 1  | 1  | 8  | 17  | 5  | 2  | .300 | .267 | 3  |
| 2018                | AZL A's (R) | .186  | 24  | 59  | 7  | 11  | 1  | 1  | 0  | 4   | 0  | 2  | 0  | 9  | 14  | 0  | 1  | .237 | .286 | 4  |
| 2019                | AZL A's (R) | .250  | 2   | 8   | 0  | 1   | 0  | 0  | 0  | 2   | 0  | 0  | 0  | 2  | 0   | 0  | 0  | .250 | .250 | 0  |
|                     | Vermont (A) | .140  | 19  | 57  | 3  | 8   | 1  | 0  | 0  | 3   | 1  | 1  | 1  | 3  | 27  | 0  | 0  | .158 | .194 | 0  |
| 2020                |             | (Minor League Season Canceled – Did Not Play) |     |     |    |     |    |    |    |     |    |    |    |    |     |    |    |      |      |    |
| Minor League Totals |             | .213  | 180 | 568 | 39 | 121 | 16 | 3  | 0  | 51  | 5  | 10 | 3  | 47 | 112 | 8  | 9  | .252 | .272 | 16 |

**Born:** Creve Cour, Missouri, January 30, 1993; **Home:** Wentzville, Missouri  
**Bats:** Right; **Throws:** Right; **Height:** 6-1; **Weight:** 195  
**Obtained:** Selected in the Triple-A phase of the 2020 Rule 5 draft from Miami

Originally drafted in the third round of the 2014 First-Year Player Draft by Oakland...selected in the 2017 Rule 5 draft by Miami.

| Year                       | Club              | W  | L         | ERA         | G          | GS        | CG       | SHO      | SV       | IP           | H          | R          | ER         | HR        | HB        | BB         | IBB      | SO         | WP        | BK       |
|----------------------------|-------------------|--|-----------|-------------|------------|-----------|----------|----------|----------|--------------|------------|------------|------------|-----------|-----------|------------|----------|------------|-----------|----------|
| 2014                       | AZL A's (R)       | 0  | 0         | 0.00        | 1          | 1         | 0        | 0        | 0        | 1.0          | 0          | 0          | 0          | 0         | 0         | 1          | 0        | 1          | 0         | 0        |
|                            | Vermont (A)       | 3  | 2         | 6.86        | 8          | 2         | 0        | 0        | 0        | 21.0         | 24         | 18         | 16         | 1         | 1         | 6          | 0        | 18         | 4         | 0        |
| 2015                       | Beloit (A)        | 12   | 8         | 5.36        | 28         | 28        | 0        | 0        | 0        | 142.2        | 168        | 90         | 85         | 15        | 4         | 44         | 0        | 91         | 6         | 0        |
| 2016                       | Stockton (A)      | 7  | 10        | 4.60        | 27         | 25        | 0        | 0        | 0        | 141.0        | 141        | 81         | 72         | 11        | 11        | 49         | 1        | 86         | 9         | 2        |
| 2017                       | Stockton (A)      | 0  | 0         | 2.55        | 7          | 4         | 0        | 0        | 0        | 24.2         | 18         | 9          | 7          | 3         | 0         | 3          | 0        | 29         | 1         | 1        |
|                            | Midland (AA)      | 1  | 1         | 5.97        | 7          | 6         | 0        | 0        | 0        | 31.2         | 48         | 22         | 21         | 1         | 2         | 10         | 0        | 28         | 4         | 0        |
| 2018                       | Jupiter (A)       | 0  | 1         | 6.43        | 2          | 2         | 0        | 0        | 0        | 7.0          | 8          | 5          | 5          | 1         | 3         | 1          | 0        | 7          | 1         | 0        |
|                            | Jacksonville (AA) | 1  | 1         | 5.11        | 5          | 1         | 0        | 0        | 0        | 12.1         | 13         | 7          | 7          | 2         | 1         | 6          | 0        | 10         | 0         | 0        |
|                            | Miami (NL)        | 1  | 1         | 5.40        | 21         | 0         | 0        | 0        | 1        | 33.1         | 41         | 22         | 20         | 3         | 4         | 12         | 2        | 21         | 1         | 0        |
| 2019                       | Jacksonville (AA) | 2  | 4         | 2.20        | 32         | 0         | 0        | 0        | 3        | 45.0         | 27         | 15         | 11         | 3         | 2         | 21         | 1        | 52         | 5         | 0        |
|                            | New Orleans (AAA) | 3  | 1         | 3.63        | 13         | 0         | 0        | 0        | 5        | 17.1         | 12         | 8          | 7          | 3         | 0         | 10         | 0        | 21         | 0         | 0        |
| 2020                       |                   | (Minor League Season Canceled – Did Not Pitch) |           |             |            |           |          |          |          |              |            |            |            |           |           |            |          |            |           |          |
| <b>Minor League Totals</b> |                   | <b>29</b>                                      | <b>28</b> | <b>4.69</b> | <b>130</b> | <b>69</b> | <b>0</b> | <b>0</b> | <b>8</b> | <b>443.2</b> | <b>459</b> | <b>255</b> | <b>231</b> | <b>40</b> | <b>24</b> | <b>151</b> | <b>2</b> | <b>343</b> | <b>30</b> | <b>3</b> |
| <b>Major League Totals</b> |                   | <b>1</b>                                       | <b>1</b>  | <b>5.40</b> | <b>21</b>  | <b>0</b>  | <b>0</b> | <b>0</b> | <b>1</b> | <b>33.1</b>  | <b>41</b>  | <b>22</b>  | <b>20</b>  | <b>3</b>  | <b>4</b>  | <b>12</b>  | <b>2</b> | <b>21</b>  | <b>1</b>  | <b>0</b> |

## JALEN DOUGLAS GREER

IF

**Born:** Chicago, Illinois, July 19, 2001; **Home:** Chicago, Illinois  
**Bats:** Right; **Throws:** Right; **Height:** 6-3; **Weight:** 185  
**Obtained:** Selected in the fifth round of the 2019 First Year Player Draft

Signed out of St. Rita High School by Derek Lee...was named the top-ranked shortstop out of the state of Illinois by Baseball America entering the 2019 draft.

| Year                       | Club        | AVG.  | G         | AB         | R         | H         | 2B       | 3B       | HR       | RBI       | SH       | SF       | HP       | BB        | SO        | SB       | CS       | SLG         | OBP         | E         |
|----------------------------|-------------|---|-----------|------------|-----------|-----------|----------|----------|----------|-----------|----------|----------|----------|-----------|-----------|----------|----------|-------------|-------------|-----------|
| 2019                       | AZL A's (R) | .165  | 42        | 121        | 10        | 20        | 1        | 1        | 0        | 10        | 0        | 2        | 2        | 21        | 69        | 4        | 1        | .190        | .295        | 15        |
| 2020                       |             | (Minor League Season Canceled – Did Not Play) |           |            |           |           |          |          |          |           |          |          |          |           |           |          |          |             |             |           |
| <b>Minor League Totals</b> |             | <b>.165</b>                                   | <b>42</b> | <b>121</b> | <b>10</b> | <b>20</b> | <b>1</b> | <b>1</b> | <b>0</b> | <b>10</b> | <b>0</b> | <b>2</b> | <b>2</b> | <b>21</b> | <b>69</b> | <b>4</b> | <b>1</b> | <b>.190</b> | <b>.295</b> | <b>15</b> |

## RYAN MCQUILLEN GRIDLEY

IF

**Born:** Pittsburgh, Pennsylvania, May 4, 1995; **Home:** Milton, Georgia  
**Bats:** Right; **Throws:** Right; **Height:** 5-8; **Weight:** 177  
**Obtained:** Selected in the 11<sup>th</sup> round of the 2017 First Year Player Draft

Graduated from Milton HS (GA)...signed by Kelcey Mucker...was First Team All-SEC during his senior year at Mississippi State...had exactly 25 runs, 24 RBI and 28 walks in each of his first two pro seasons...finished 2019 ranked tied for fifth in the organization in doubles (29) and tied for ninth in hits (114).

| Year                       | Club         | AVG.  | G          | AB         | R          | H          | 2B        | 3B       | HR        | RBI       | SH       | SF       | HP        | BB        | SO         | SB        | CS        | SLG         | OBP         | E         |
|----------------------------|--------------|---|------------|------------|------------|------------|-----------|----------|-----------|-----------|----------|----------|-----------|-----------|------------|-----------|-----------|-------------|-------------|-----------|
| 2017                       | Vermont (A)  | .262  | 56         | 210        | 25         | 55         | 12        | 0        | 1         | 24        | 3        | 2        | 4         | 28        | 33         | 6         | 2         | .333        | .357        | 5         |
| 2018                       | Beloit (A)   | .269  | 68         | 227        | 25         | 61         | 10        | 1        | 3         | 24        | 1        | 1        | 4         | 28        | 46         | 3         | 5         | .361        | .358        | 7         |
| 2019                       | Beloit (A)   | .259  | 53         | 189        | 27         | 49         | 14        | 1        | 3         | 20        | 2        | 1        | 5         | 16        | 32         | 6         | 2         | .392        | .332        | 6         |
|                            | Stockton (A) | .274  | 59         | 237        | 27         | 65         | 15        | 0        | 3         | 20        | 2        | 2        | 3         | 17        | 43         | 4         | 2         | .376        | .328        | 5         |
| 2020                       |              | (Minor League Season Canceled – Did Not Play) |            |            |            |            |           |          |           |           |          |          |           |           |            |           |           |             |             |           |
| <b>Minor League Totals</b> |              | <b>.267</b>                                   | <b>236</b> | <b>863</b> | <b>104</b> | <b>230</b> | <b>51</b> | <b>2</b> | <b>10</b> | <b>88</b> | <b>8</b> | <b>6</b> | <b>16</b> | <b>89</b> | <b>154</b> | <b>19</b> | <b>11</b> | <b>.365</b> | <b>.344</b> | <b>23</b> |

## RICHARD GUASCH (CALA)

RHP

**Born:** Santiago de Cuba, Cuba, April 10, 1998; **Home:** Santo Domingo, Dominican Republic  
**Bats:** Right; **Throws:** Right; **Height:** 6-4; **Weight:** 205  
**Obtained:** Signed as a free agent to a minor league deal on July 13, 2018

Signed by Juan C. De La Cruz.

| Year                       | Club   | W        | L        | ERA         | G         | GS        | CG       | SHO      | SV       | IP          | H         | R         | ER        | HR       | HB        | BB        | IBB      | SO         | WP        | BK       |
|----------------------------|--|----------|----------|-------------|-----------|-----------|----------|----------|----------|-------------|-----------|-----------|-----------|----------|-----------|-----------|----------|------------|-----------|----------|
| 2018                       | DSL A's (R)                                    | 1        | 0        | 1.16        | 7         | 5         | 0        | 0        | 0        | 23.1        | 17        | 5         | 3         | 1        | 4         | 4         | 0        | 27         | 5         | 1        |
| 2019                       | Vermont (A)                                    | 0        | 0        | 0.00        | 1         | 1         | 0        | 0        | 0        | 4.0         | 1         | 0         | 0         | 0        | 0         | 1         | 0        | 5          | 1         | 0        |
|                            | Beloit (A)                                     | 0        | 4        | 4.53        | 19        | 10        | 0        | 0        | 2        | 59.2        | 52        | 31        | 30        | 1        | 6         | 37        | 0        | 77         | 12        | 2        |
| 2020                       | (Minor League Season Canceled – Did Not Pitch) |          |          |             |           |           |          |          |          |             |           |           |           |          |           |           |          |            |           |          |
| <b>Minor League Totals</b> |  | <b>1</b> | <b>4</b> | <b>3.41</b> | <b>26</b> | <b>16</b> | <b>0</b> | <b>0</b> | <b>2</b> | <b>87.0</b> | <b>70</b> | <b>36</b> | <b>33</b> | <b>2</b> | <b>10</b> | <b>42</b> | <b>0</b> | <b>109</b> | <b>18</b> | <b>3</b> |

### MICHAEL ERLING GULDBERG

OF

**Born:** Woodstock, Georgia, June 22, 1999; **Home:** Duluth, Georgia

**Bats:** Right; **Throws:** Right; **Height:** 6-0; **Weight:** 175

**Obtained:** Selected in the third round of the 2020 First-Year Player Draft

Signed out of Georgia Tech by Jemel Spearman...led the Atlantic Coast Conference with a .450 batting average and had just three strikeouts in 72 plate appearances in 16 games in 2020 for Georgia Tech.

| Year                       | Club  | AVG. | G | AB | R | H | 2B | 3B | HR | RBI | SH | SF | HP | BB | SO | SB | CS | SLG | OBP | E |  |
|----------------------------|---|------|---|----|---|---|----|----|----|-----|----|----|----|----|----|----|----|-----|-----|---|--|
| 2020                       | (Minor League Season Canceled – Did Not Play) |      |   |    |   |   |    |    |    |     |    |    |    |    |    |    |    |     |     |   |  |
| <b>Minor League Totals</b> |   |      |   |    |   |   |    |    |    |     |    |    |    |    |    |    |    |     |     |   |  |

### CHARLES JEFFREY HALL

RHP

**Born:** Dumfries, Virginia, September 6, 1994; **Home:** Dumfries, Virginia

**Bats:** Right; **Throws:** Right; **Height:** 5-11; **Weight:** 170

**Obtained:** Selected in the 33<sup>rd</sup> round of the 2019 First-Year Player Draft

Signed out of Tusculum College by Anthony Aloisi...was named Second-Team All-SAC as well as First-Team D2CAA All-Southeast Region as a utility pitcher for his senior season.

| Year                       | Club   | W         | L        | ERA         | G         | GS       | CG       | SHO      | SV       | IP          | H         | R         | ER        | HR       | HB       | BB        | IBB      | SO        | WP       | BK       |
|----------------------------|--|-----------|----------|-------------|-----------|----------|----------|----------|----------|-------------|-----------|-----------|-----------|----------|----------|-----------|----------|-----------|----------|----------|
| 2019                       | AZL A's (R)                                    | 3         | 1        | 3.55        | 12        | 4        | 0        | 0        | 0        | 33.0        | 24        | 15        | 13        | 0        | 1        | 9         | 0        | 40        | 5        | 0        |
|                            | Midland (AA)                                   | 0         | 0        | 27.00       | 1         | 0        | 0        | 0        | 0        | 1.1         | 2         | 4         | 4         | 1        | 1        | 1         | 0        | 2         | 0        | 0        |
| 2020                       | (Minor League Season Canceled – Did Not Pitch) |           |          |             |           |          |          |          |          |             |           |           |           |          |          |           |          |           |          |          |
| <b>Minor League Totals</b> |  | <b>13</b> | <b>4</b> | <b>4.46</b> | <b>13</b> | <b>4</b> | <b>0</b> | <b>0</b> | <b>0</b> | <b>34.1</b> | <b>26</b> | <b>19</b> | <b>17</b> | <b>1</b> | <b>2</b> | <b>10</b> | <b>0</b> | <b>42</b> | <b>5</b> | <b>0</b> |

### HOGAN ANTHONY HARRIS

LHP

**Born:** Lafayette, Louisiana, December 26, 1996; **Home:** Lafayette, Louisiana

**Bats:** Right; **Throws:** Left; **Height:** 6-1; **Weight:** 230

**Obtained:** Selected in the third round of the 2018 First-Year Player Draft

Signed out of the University of Louisiana at Lafayette by Kelcey Mucker...missed all of 2018 due to injury.

| Year                       | Club   | W        | L        | ERA         | G         | GS        | CG       | SHO      | SV       | IP          | H         | R         | ER        | HR       | HB       | BB        | IBB      | SO        | WP       | BK       |
|----------------------------|--|----------|----------|-------------|-----------|-----------|----------|----------|----------|-------------|-----------|-----------|-----------|----------|----------|-----------|----------|-----------|----------|----------|
| 2018                       | (Injured – Did not pitch)                      |          |          |             |           |           |          |          |          |             |           |           |           |          |          |           |          |           |          |          |
| 2019                       | Vermont (A)                                    | 1        | 3        | 3.12        | 8         | 6         | 0        | 0        | 0        | 26.0        | 14        | 11        | 9         | 2        | 3        | 9         | 0        | 36        | 1        | 0        |
|                            | Stockton (A)                                   | 0        | 2        | 2.51        | 7         | 7         | 0        | 0        | 0        | 28.2        | 18        | 8         | 8         | 2        | 1        | 10        | 0        | 29        | 2        | 0        |
| 2020                       | (Minor League Season Canceled – Did Not Pitch) |          |          |             |           |           |          |          |          |             |           |           |           |          |          |           |          |           |          |          |
| <b>Minor League Totals</b> |  | <b>1</b> | <b>5</b> | <b>2.80</b> | <b>15</b> | <b>13</b> | <b>0</b> | <b>0</b> | <b>0</b> | <b>54.2</b> | <b>32</b> | <b>19</b> | <b>17</b> | <b>4</b> | <b>4</b> | <b>19</b> | <b>0</b> | <b>65</b> | <b>3</b> | <b>0</b> |

### NICHOLAS DAURIO HIGHBERGER

RHP

Goes by "Nick"

**Born:** Charlotte, North Carolina, November 4, 1993; **Home:** Rye, Colorado

**Bats:** Right; **Throws:** Right; **Height:** 5-11; **Weight:** 200

**Obtained:** Selected in the 30<sup>th</sup> round of the 2016 First-Year Player Draft

Graduated from Rye HS (CO)...attended Creighton University, where he went 12-3 with a 2.84 ERA during his four-year career...signed by Al Skorupa...finished 2019 ninth in the organization with six saves.

| Year                       | Club   | W         | L         | ERA         | G          | GS       | CG       | SHO      | SV        | IP           | H          | R         | ER        | HR        | HB        | BB        | IBB      | SO         | WP        | BK       |
|----------------------------|--|-----------|-----------|-------------|------------|----------|----------|----------|-----------|--------------|------------|-----------|-----------|-----------|-----------|-----------|----------|------------|-----------|----------|
| 2016                       | AZL A's (R)                                    | 2         | 2         | 3.38        | 17         | 0        | 0        | 0        | 3         | 26.2         | 33         | 15        | 10        | 1         | 1         | 7         | 0        | 18         | 5         | 0        |
|                            | Stockton (A)                                   | 1         | 0         | 0.00        | 2          | 0        | 0        | 0        | 0         | 4.0          | 2          | 0         | 0         | 0         | 1         | 2         | 0        | 3          | 0         | 0        |
| 2017                       | Beloit (A)                                     | 1         | 1         | 6.60        | 10         | 0        | 0        | 0        | 1         | 15.0         | 21         | 16        | 11        | 2         | 1         | 4         | 0        | 10         | 0         | 1        |
| 2018                       | Beloit (A)                                     | 6         | 3         | 3.35        | 34         | 0        | 0        | 0        | 6         | 48.1         | 42         | 27        | 18        | 4         | 5         | 25        | 0        | 41         | 4         | 0        |
| 2019                       | Stockton (A)                                   | 5         | 4         | 4.38        | 44         | 0        | 0        | 0        | 6         | 63.2         | 61         | 40        | 31        | 5         | 5         | 36        | 3        | 46         | 8         | 0        |
| 2020                       | (Minor League Season Canceled – Did Not Pitch) |           |           |             |            |          |          |          |           |              |            |           |           |           |           |           |          |            |           |          |
| <b>Minor League Totals</b> |  | <b>15</b> | <b>10</b> | <b>4.00</b> | <b>107</b> | <b>0</b> | <b>0</b> | <b>0</b> | <b>16</b> | <b>157.2</b> | <b>159</b> | <b>98</b> | <b>70</b> | <b>12</b> | <b>13</b> | <b>74</b> | <b>3</b> | <b>118</b> | <b>17</b> | <b>1</b> |

## ANGELLO OSMAR INFANTE

RHP

**Born:** Maracaibo, Venezuela, April 16, 1999; **Home:** Maracaibo, Venezuela**Bats:** Right; **Throws:** Right; **Height:** 6-1; **Weight:** 175**Obtained:** Signed as a free agent to a minor league deal on October 12, 2015

Signed by Ruben Barradas.

| Year                       | Club        | W  | L         | ERA         | G         | GS        | CG       | SHO      | SV       | IP           | H          | R         | ER        | HR       | HB        | BB        | IBB      | SO         | WP       | BK       |
|----------------------------|-------------|--|-----------|-------------|-----------|-----------|----------|----------|----------|--------------|------------|-----------|-----------|----------|-----------|-----------|----------|------------|----------|----------|
| 2016                       | DSL A's (R) | 3  | 1         | 2.12        | 18        | 0         | 0        | 0        | 2        | 34.0         | 34         | 9         | 8         | 1        | 2         | 4         | 1        | 22         | 2        | 0        |
| 2017                       | DSL A's (R) | 3  | 1         | 1.06        | 14        | 9         | 1        | 0        | 0        | 67.2         | 59         | 11        | 8         | 0        | 6         | 5         | 0        | 54         | 0        | 0        |
| 2018                       | AZL A's (R) | 4  | 3         | 3.12        | 9         | 5         | 0        | 0        | 0        | 43.1         | 40         | 15        | 15        | 0        | 2         | 9         | 0        | 37         | 4        | 1        |
| 2019                       | Vermont (A) | 0  | 3         | 3.86        | 4         | 3         | 0        | 0        | 0        | 14.0         | 14         | 9         | 6         | 2        | 2         | 3         | 0        | 12         | 0        | 0        |
|                            | Beloit (A)  | 3  | 6         | 2.83        | 13        | 8         | 0        | 0        | 1        | 60.1         | 51         | 26        | 19        | 3        | 5         | 13        | 0        | 37         | 2        | 0        |
| 2020                       |             | (Minor League Season Canceled – Did Not Pitch) |           |             |           |           |          |          |          |              |            |           |           |          |           |           |          |            |          |          |
| <b>Minor League Totals</b> |             | <b>13</b>                                      | <b>14</b> | <b>2.30</b> | <b>58</b> | <b>25</b> | <b>1</b> | <b>0</b> | <b>3</b> | <b>219.1</b> | <b>198</b> | <b>70</b> | <b>56</b> | <b>6</b> | <b>17</b> | <b>34</b> | <b>1</b> | <b>162</b> | <b>8</b> | <b>1</b> |

## ZACHARY GARRETT JACKSON

RHP

**Born:** Berryhill, Oklahoma, December 25, 1994; **Home:** Sand Springs, Oklahoma**Bats:** Right; **Throws:** Right; **Height:** 6-4; **Weight:** 235**Obtained:** Selected in the Triple-A phase of the 2020 Rule 5 draft from Toronto

Originally selected in the third round of the 2016 First-Year Player draft by Toronto out of the University of Arkansas.

| Year                       | Club               | W  | L         | ERA         | G         | GS        | CG       | SHO      | SV       | IP           | H          | R         | ER        | HR       | HB        | BB        | IBB      | SO         | WP       | BK       |
|----------------------------|--------------------|--|-----------|-------------|-----------|-----------|----------|----------|----------|--------------|------------|-----------|-----------|----------|-----------|-----------|----------|------------|----------|----------|
| 2016                       | GCL Jays (R)       | 0  | 0         | 0.00        | 1         | 0         | 0        | 0        | 0        | 1.0          | 1          | 0         | 0         | 0        | 0         | 0         | 0        | 0          | 0        | 0        |
|                            | Vancouver (A)      | 1  | 1         | 3.57        | 13        | 0         | 0        | 0        | 0        | 17.2         | 13         | 8         | 7         | 0        | 0         | 12        | 0        | 23         | 1        | 0        |
| 2017                       | Lansing (A)        | 1  | 0         | 3.15        | 15        | 0         | 0        | 0        | 1        | 20.0         | 13         | 7         | 7         | 2        | 1         | 8         | 0        | 25         | 3        | 0        |
|                            | Dunedin (A)        | 1  | 2         | 2.03        | 27        | 0         | 0        | 0        | 4        | 31.0         | 19         | 7         | 7         | 0        | 0         | 18        | 0        | 43         | 6        | 0        |
| 2018                       | New Hampshire (AA) | 2  | 3         | 2.47        | 43        | 0         | 0        | 0        | 2        | 62.0         | 29         | 20        | 17        | 2        | 0         | 51        | 3        | 75         | 5        | 0        |
| 2019                       | Buffalo (AAA)      | 9  | 0         | 3.97        | 46        | 0         | 0        | 0        | 1        | 68.0         | 56         | 35        | 30        | 10       | 2         | 34        | 0        | 68         | 6        | 1        |
| 2020                       |                    | (Minor League Season Canceled – Did Not Pitch) |           |             |           |           |          |          |          |              |            |           |           |          |           |           |          |            |          |          |
| <b>Minor League Totals</b> |                    | <b>13</b>                                      | <b>14</b> | <b>2.30</b> | <b>58</b> | <b>25</b> | <b>1</b> | <b>0</b> | <b>3</b> | <b>219.1</b> | <b>198</b> | <b>70</b> | <b>56</b> | <b>6</b> | <b>17</b> | <b>34</b> | <b>1</b> | <b>162</b> | <b>8</b> | <b>1</b> |

## GAVIN HUNTER JONES

IF

**Born:** Sedalia, Missouri, July 19, 1998; **Home:** Knob Noster, Missouri**Bats:** Right; **Throws:** Right; **Height:** 6-1; **Weight:** 210**Obtained:** Selected in the 27<sup>th</sup> round of the 2019 First-Year Player Draft

Signed out of State Fair Community College by Steve Abney...was named First-Team All-Region 16 as an infielder and was named to the Missouri Community College Athletic Conference All-Conference Team.

| Year                       | Club        | AVG.  | G         | AB         | R         | H         | 2B       | 3B       | HR       | RBI       | SH       | SF       | HP       | BB        | SO        | SB       | CS       | SLG         | OBP         | E         |
|----------------------------|-------------|---|-----------|------------|-----------|-----------|----------|----------|----------|-----------|----------|----------|----------|-----------|-----------|----------|----------|-------------|-------------|-----------|
| 2019                       | AZL A's (R) | .208  | 52        | 192        | 28        | 40        | 6        | 0        | 1        | 20        | 0        | 2        | 3        | 20        | 75        | 3        | 3        | .255        | .290        | 11        |
| 2020                       |             | (Minor League Season Canceled – Did Not Play) |           |            |           |           |          |          |          |           |          |          |          |           |           |          |          |             |             |           |
| <b>Minor League Totals</b> |             | <b>.208</b>                                   | <b>52</b> | <b>192</b> | <b>28</b> | <b>40</b> | <b>6</b> | <b>0</b> | <b>1</b> | <b>20</b> | <b>0</b> | <b>2</b> | <b>3</b> | <b>20</b> | <b>75</b> | <b>3</b> | <b>3</b> | <b>.255</b> | <b>.290</b> | <b>11</b> |

## JORGE MIGUEL JUAN (ALMONTE)

RHP

**Born:** Payita, Dominican Republic, March 6, 1999; **Home:** Payita, Dominican Republic**Bats:** Right; **Throws:** Right; **Height:** 6-8; **Weight:** 200**Obtained:** Signed as a free agent to a minor league contract on July 17, 2017

Signed by Juan C. De La Cruz.

| Year                       | Club        | W  | L         | ERA         | G         | GS        | CG       | SHO      | SV       | IP          | H         | R         | ER        | HR       | HB        | BB        | IBB      | SO        | WP        | BK       |
|----------------------------|-------------|--|-----------|-------------|-----------|-----------|----------|----------|----------|-------------|-----------|-----------|-----------|----------|-----------|-----------|----------|-----------|-----------|----------|
| 2018                       | DSL A's (R) | 0  | 5         | 2.51        | 15        | 6         | 0        | 0        | 0        | 43.0        | 32        | 18        | 12        | 0        | 11        | 24        | 0        | 48        | 13        | 0        |
| 2019                       | AZL A's (R) | 1  | 5         | 7.29        | 13        | 6         | 0        | 0        | 0        | 33.1        | 32        | 34        | 27        | 1        | 5         | 33        | 0        | 36        | 14        | 1        |
| 2020                       |             | (Minor League Season Canceled – Did Not Pitch) |           |             |           |           |          |          |          |             |           |           |           |          |           |           |          |           |           |          |
| <b>Minor League Totals</b> |             | <b>1</b>                                       | <b>10</b> | <b>4.60</b> | <b>28</b> | <b>12</b> | <b>0</b> | <b>0</b> | <b>0</b> | <b>76.1</b> | <b>64</b> | <b>52</b> | <b>39</b> | <b>1</b> | <b>16</b> | <b>57</b> | <b>0</b> | <b>84</b> | <b>27</b> | <b>1</b> |

## GRANT WILLIAM JUDKINS

RHP

**Born:** Grinnell, Iowa, August 6, 1997; **Home:** Pella, Iowa  
**Bats:** Left; **Throws:** Right; **Height:** 6-3; **Weight:** 205  
**Obtained:** Signed as a non-drafted free agent on July 7, 2020

Signed out of the University of Iowa by Steve Abney...went 8-7 with a 2.90 ERA in 111 games, including 25 starts, in four seasons at Iowa State...was a three-time Academic All-Big 10 selection.

| Year   | Club | W | L | ERA | G | GS | CG | SHO | SV | IP | H | R | ER | HR | HB | BB | IBB | SO | WP | BK |
|--|------|---|---|-----|---|----|----|-----|----|----|---|---|----|----|----|----|-----|----|----|----|
| 2020   |      |   |   |     |   |    |    |     |    |    |   |   |    |    |    |    |     |    |    |    |
| (Minor League Season Canceled – Did Not Pitch) |      |   |   |     |   |    |    |     |    |    |   |   |    |    |    |    |     |    |    |    |
| Minor League Totals                            |      |   |   |     |   |    |    |     |    |    |   |   |    |    |    |    |     |    |    |    |

## RAFAEL ANTONIO KELLY

RHP

**Born:** Samana, Dominican Republic, June 9, 1997; **Home:** Samana, Dominican Republic  
**Bats:** Right; **Throws:** Right; **Height:** 6-2; **Weight:** 190  
**Obtained:** Signed as a free agent to a minor league contract on July 1, 2016

Signed by Juan C. De La Cruz...finished 2019 second in the organization with a 3.35 ERA.

| Year   | Club         | W | L | ERA  | G  | GS | CG | SHO | SV | IP   | H  | R  | ER | HR | HB | BB | IBB | SO | WP | BK |
|--|--------------|---|---|------|----|----|----|-----|----|------|----|----|----|----|----|----|-----|----|----|----|
| 2017   | DSL A's (R)  | 4 | 1 | 2.53 | 10 | 6  | 0  | 0   | 0  | 42.2 | 28 | 16 | 12 | 1  | 4  | 10 | 0   | 47 | 3  | 0  |
|  | AZL A's (R)  | 1 | 2 | 2.38 | 6  | 2  | 0  | 0   | 0  | 22.2 | 20 | 9  | 6  | 1  | 0  | 2  | 0   | 23 | 2  | 0  |
| 2018   | Vermont (A)  | 5 | 6 | 4.59 | 14 | 10 | 0  | 0   | 0  | 68.2 | 65 | 40 | 35 | 7  | 6  | 27 | 1   | 59 | 4  | 0  |
| 2019   | Vermont (A)  | 1 | 0 | 5.40 | 1  | 1  | 0  | 0   | 0  | 5.0  | 5  | 3  | 3  | 0  | 1  | 1  | 0   | 6  | 0  | 0  |
|  | Beloit (A)   | 5 | 4 | 2.81 | 13 | 8  | 0  | 0   | 1  | 57.2 | 48 | 26 | 18 | 6  | 0  | 11 | 0   | 50 | 4  | 1  |
|  | Stockton (A) | 0 | 1 | 4.15 | 6  | 5  | 0  | 0   | 0  | 26.0 | 27 | 15 | 12 | 3  | 1  | 9  | 0   | 20 | 0  | 0  |
| 2020   |              |   |   |      |    |    |    |     |    |      |    |    |    |    |    |    |     |    |    |    |
| (Minor League Season Canceled – Did Not Pitch) |              |   |   |      |    |    |    |     |    |      |    |    |    |    |    |    |     |    |    |    |
| Minor League Totals                            |              |   |   |      |    |    |    |     |    |      |    |    |    |    |    |    |     |    |    |    |

## JARED TYLER KOENIG

LHP

**Born:** San Jose, California, January 24, 1994; **Home:** Aptos, California  
**Bats:** Right; **Throws:** Left; **Height:** 6-5; **Weight:** 235  
**Obtained:** Signed as a free agent, January 14, 2020

Was drafted by the Chicago White Sox in the 35th round in 2014 out of Central Arizona College but did not sign...also attended Cal State Monterey Bay and Old Dominion...pitched in independent leagues from 2017-19.

| Year   | Club                     | W  | L | ERA  | G  | GS | CG | SHO | SV | IP    | H  | R  | ER | HR | HB | BB | IBB | SO  | WP | BK |
|--|--------------------------|----|---|------|----|----|----|-----|----|-------|----|----|----|----|----|----|-----|-----|----|----|
| 2017   | Monterey (Pecos)         | 2  | 2 | 3.68 | 5  | 5  | 1  | 0   | 0  | 29.1  | 20 | 13 | 12 | 1  | 0  | 16 | 0   | 40  | 2  | 0  |
|  | Salina (Amer. Assoc.)    | 1  | 4 | 7.06 | 5  | 5  | 0  | 0   | 0  | 21.2  | 25 | 20 | 17 | 2  | 1  | 16 | 0   | 6   | 1  | 0  |
|  | San Rafael (Pac. Assoc.) | 1  | 1 | 4.91 | 3  | 3  | 0  | 0   | 0  | 14.2  | 20 | 10 | 8  | 1  | 1  | 7  | 0   | 16  | 0  | 0  |
| 2018   | San Rafael (Pac. Assoc.) | 11 | 1 | 3.54 | 16 | 16 | 0  | 0   | 0  | 96.2  | 77 | 47 | 38 | 8  | 6  | 51 | 0   | 140 | 4  | 0  |
| 2019   | Lake Erie (Frontier)     | 7  | 2 | 2.24 | 20 | 18 | 1  | 0   | 0  | 104.1 | 87 | 37 | 26 | 6  | 6  | 34 | 0   | 133 | 3  | 0  |
| 2020   |                          |    |   |      |    |    |    |     |    |       |    |    |    |    |    |    |     |     |    |    |
| (Minor League Season Canceled – Did Not Pitch) |                          |    |   |      |    |    |    |     |    |       |    |    |    |    |    |    |     |     |    |    |
| Independent Totals                             |                          |    |   |      |    |    |    |     |    |       |    |    |    |    |    |    |     |     |    |    |

## TRAYSON CAL CHIKARA KUBO

RHP

**Born:** Waipahu, Hawaii, September 26, 1997; **Home:** Waipahu, Hawaii  
**Bats:** Right; **Throws:** Right; **Height:** 6-0; **Weight:** 185  
**Obtained:** Selected in the 24<sup>th</sup> round of the 2019 First Year Player Draft

Signed out of Stephen F. Austin State University by Stephen Cohen.

| Year   | Club        | W | L | ERA  | G  | GS | CG | SHO | SV | IP   | H  | R  | ER | HR | HB | BB | IBB | SO | WP | BK |
|--|-------------|---|---|------|----|----|----|-----|----|------|----|----|----|----|----|----|-----|----|----|----|
| 2019   | AZL A's (R) | 0 | 2 | 8.84 | 11 | 5  | 0  | 0   | 1  | 18.1 | 27 | 23 | 18 | 2  | 0  | 12 | 0   | 28 | 3  | 0  |
| 2020   |             |   |   |      |    |    |    |     |    |      |    |    |    |    |    |    |     |    |    |    |
| (Minor League Season Canceled – Did Not Pitch) |             |   |   |      |    |    |    |     |    |      |    |    |    |    |    |    |     |    |    |    |
| Minor League Totals                            |             |   |   |      |    |    |    |     |    |      |    |    |    |    |    |    |     |    |    |    |

## JESÚS ALEJANDRO LAGE (SISO)

RHP

**Born:** Valencia, Venezuela, December 1, 1997; **Home:** Valencia, Venezuela  
**Bats:** Switch; **Throws:** Right; **Height:** 6-0; **Weight:** 175  
**Obtained:** Signed as a non-drafted free agent, July 4, 2014

Signed by Juan C. De La Cruz, Amaris Reyes and Pablo Marmol...moved from the infield to the mound in 2019.

| Year                       | Club   | AVG.        | G          | AB         | R         | H          | 2B        | 3B       | HR       | RBI       | SH        | SF       | HP        | BB        | SO         | SB        | CS        | SLG         | OBP         | E         |
|----------------------------|--|-------------|------------|------------|-----------|------------|-----------|----------|----------|-----------|-----------|----------|-----------|-----------|------------|-----------|-----------|-------------|-------------|-----------|
| 2015                       | DSL A's (R)                                    | .176        | 48         | 159        | 15        | 28         | 3         | 1        | 0        | 19        | 4         | 1        | 6         | 17        | 41         | 9         | 6         | .209        | .279        | 18        |
| 2016                       | AZL A's (R)                                    | .172        | 32         | 116        | 20        | 20         | 4         | 2        | 0        | 11        | 2         | 0        | 3         | 13        | 42         | 4         | 1         | .241        | .273        | 14        |
|                            | Vermont (A)                                    | .333        | 3          | 9          | 1         | 3          | 0         | 0        | 0        | 0         | 0         | 0        | 0         | 4         | 2          | 0         | .333      | .333        | 2           |           |
| 2017                       | Vermont (A)                                    | .233        | 47         | 159        | 18        | 37         | 8         | 3        | 1        | 16        | 3         | 1        | 3         | 5         | 52         | 2         | 3         | .340        | .268        | 14        |
| 2018                       | Vermont (A)                                    | .222        | 7          | 18         | 4         | 4          | 1         | 0        | 0        | 1         | 0         | 0        | 1         | 3         | 4          | 0         | 0         | .278        | .364        | 2         |
|                            | Beloit (A)                                     | .191        | 29         | 89         | 11        | 17         | 2         | 0        | 2        | 14        | 3         | 1        | 1         | 13        | 31         | 1         | 0         | .281        | .298        | 9         |
|                            | Stockton (A)                                   | .132        | 16         | 53         | 3         | 7          | 1         | 0        | 1        | 2         | 0         | 0        | 0         | 1         | 23         | 1         | 1         | .208        | .148        | 5         |
| 2020                       | (Minor League Season Canceled – Did Not Pitch) |             |            |            |           |            |           |          |          |           |           |          |           |           |            |           |           |             |             |           |
| <b>Minor League Totals</b> |  | <b>.192</b> | <b>184</b> | <b>603</b> | <b>72</b> | <b>116</b> | <b>19</b> | <b>6</b> | <b>4</b> | <b>63</b> | <b>12</b> | <b>3</b> | <b>14</b> | <b>52</b> | <b>197</b> | <b>19</b> | <b>11</b> | <b>.264</b> | <b>.271</b> | <b>64</b> |

| Year                       | Club  | W        | L        | ERA         | G         | GS       | CG       | SHO      | SV       | IP          | H         | R         | ER        | HR       | HB       | BB        | IBB      | SO        | WP       | BK       |
|----------------------------|---|----------|----------|-------------|-----------|----------|----------|----------|----------|-------------|-----------|-----------|-----------|----------|----------|-----------|----------|-----------|----------|----------|
| 2015                       | DSL A's (R)                                   | 0        | 0        | --          | 1         | 0        | 0        | 0        | 0        | 0.0         | 2         | 1         | 1         | 0        | 0        | 0         | 0        | 0         | 0        | 0        |
| 2018                       | Beloit (A)                                    | 0        | 0        | 0.00        | 1         | 0        | 0        | 0        | 0        | 0.1         | 1         | 0         | 0         | 0        | 0        | 0         | 0        | 0         | 0        | 1        |
| 2019                       | AZL A's (R)                                   | 4        | 0        | 5.61        | 18        | 1        | 0        | 0        | 0        | 25.2        | 26        | 18        | 16        | 1        | 8        | 15        | 0        | 27        | 4        | 1        |
| 2020                       | (Minor League Season Canceled – Did Not Play) |          |          |             |           |          |          |          |          |             |           |           |           |          |          |           |          |           |          |          |
| <b>Minor League Totals</b> |   | <b>4</b> | <b>0</b> | <b>5.88</b> | <b>20</b> | <b>1</b> | <b>0</b> | <b>0</b> | <b>0</b> | <b>26.0</b> | <b>29</b> | <b>19</b> | <b>17</b> | <b>1</b> | <b>8</b> | <b>15</b> | <b>0</b> | <b>27</b> | <b>4</b> | <b>2</b> |

### DAVID MATTHEW LEAL

LHP

**Born:** Houston, Texas, April 22, 1997; **Home:** Houston, Texas

**Bats:** Left; **Throws:** Left; **Height:** 6-5; **Weight:** 220

**Obtained:** Selected in the 38<sup>th</sup> round of the 2019 First Year Player Draft

Signed out of Louisiana Tech University by Kelcey Mucker...earned Second-Team All-Louisiana and All-Conference USA honors in 2018.

| Year                       | Club   | W        | L        | ERA         | G         | GS       | CG       | SHO      | SV       | IP          | H         | R         | ER       | HR       | HB       | BB       | IBB      | SO        | WP       | BK       |
|----------------------------|--|----------|----------|-------------|-----------|----------|----------|----------|----------|-------------|-----------|-----------|----------|----------|----------|----------|----------|-----------|----------|----------|
| 2019                       | AZL A's (R)                                    | 6        | 0        | 1.43        | 15        | 0        | 0        | 0        | 0        | 37.2        | 21        | 9         | 6        | 0        | 4        | 3        | 0        | 50        | 2        | 0        |
|                            | Stockton (A)                                   | 0        | 0        | 4.50        | 1         | 1        | 0        | 0        | 0        | 4.0         | 4         | 2         | 2        | 0        | 0        | 1        | 0        | 2         | 0        | 0        |
| 2020                       | (Minor League Season Canceled – Did Not Pitch) |          |          |             |           |          |          |          |          |             |           |           |          |          |          |          |          |           |          |          |
| <b>Minor League Totals</b> |  | <b>6</b> | <b>0</b> | <b>1.73</b> | <b>16</b> | <b>1</b> | <b>0</b> | <b>0</b> | <b>0</b> | <b>41.2</b> | <b>25</b> | <b>11</b> | <b>8</b> | <b>0</b> | <b>4</b> | <b>4</b> | <b>0</b> | <b>52</b> | <b>2</b> | <b>0</b> |

### DEREK JACOB LEE

OF

Goes by "DJ"

**Born:** Chicago, Illinois, July 15, 1996; **Home:** Frankfort, Illinois

**Bats:** Left; **Throws:** Right; **Height:** 6-2; **Weight:** 185

**Obtained:** Signed as a non-drafted free agent on June 29, 2020

Originally selected in the 39<sup>th</sup> round of the 2019 First-Year Player Draft by Oakland out of the University of Richmond.

| Year                       | Club  | AVG. | G | AB | R | H | 2B | 3B | HR | RBI | SH | SF | HP | BB | SO | SB | CS | SLG | OBP | E |
|----------------------------|---|------|---|----|---|---|----|----|----|-----|----|----|----|----|----|----|----|-----|-----|---|
| 2020                       | (Minor League Season Canceled – Did Not Play) |      |   |    |   |   |    |    |    |     |    |    |    |    |    |    |    |     |     |   |
| <b>Minor League Totals</b> |   |      |   |    |   |   |    |    |    |     |    |    |    |    |    |    |    |     |     |   |

### HANSEN MIGUEL LÓPEZ (PERALTA)

C

**Born:** Culiacán Rosales, Mexico, July 3, 2000; **Home:** Culiacán Rosales, Mexico

**Bats:** Right; **Throws:** Right; **Height:** 5-9; **Weight:** 170

**Obtained:** Signed as a free agent to a minor league deal on July 3, 2017

Signed by Juan Mosquera.

| Year                       | Club  | AVG.        | G         | AB         | R         | H         | 2B       | 3B       | HR       | RBI       | SH       | SF       | HP       | BB        | SO        | SB       | CS       | SLG         | OBP         | E        |
|----------------------------|---|-------------|-----------|------------|-----------|-----------|----------|----------|----------|-----------|----------|----------|----------|-----------|-----------|----------|----------|-------------|-------------|----------|
| 2018                       | DSL A's (R)                                   | .146        | 33        | 89         | 12        | 13        | 3        | 1        | 0        | 2         | 1        | 1        | 4        | 8         | 33        | 1        | 1        | .202        | .245        | 4        |
| 2019                       | AZL A's (R)                                   | .236        | 32        | 110        | 11        | 26        | 4        | 3        | 1        | 16        | 0        | 2        | 0        | 7         | 49        | 1        | 0        | .355        | .277        | 4        |
| 2020                       | (Minor League Season Canceled – Did Not Play) |             |           |            |           |           |          |          |          |           |          |          |          |           |           |          |          |             |             |          |
| <b>Minor League Totals</b> |   | <b>.196</b> | <b>65</b> | <b>199</b> | <b>23</b> | <b>39</b> | <b>7</b> | <b>4</b> | <b>2</b> | <b>18</b> | <b>1</b> | <b>3</b> | <b>4</b> | <b>15</b> | <b>82</b> | <b>2</b> | <b>1</b> | <b>.286</b> | <b>.262</b> | <b>8</b> |

### DAVONN DONALD JUSTIN MACKEY

OF

**Born:** Freeport, Bahamas, October 10, 2000; **Home:** Freeport, Bahamas

**Bats:** Right; **Throws:** Right; **Height:** 6-2; **Weight:** 170

**Obtained:** Signed as a free agent to a minor league deal on July 3, 2017

Signed by Juan Mosquera.

| Year                       | Club        | AVG.  | G         | AB         | R         | H         | 2B       | 3B       | HR       | RBI       | SH       | SF       | HP       | BB        | SO        | SB       | CS       | SLG         | OBP         | E        |
|----------------------------|-------------|---|-----------|------------|-----------|-----------|----------|----------|----------|-----------|----------|----------|----------|-----------|-----------|----------|----------|-------------|-------------|----------|
| 2018                       | DSL A's (R) | .111  | 58        | 135        | 18        | 15        | 2        | 1        | 1        | 10        | 3        | 0        | 3        | 25        | 68        | 9        | 4        | .163        | .264        | 5        |
| 2019                       | AZL A's (R) | .162  | 13        | 37         | 3         | 6         | 1        | 0        | 0        | 3         | 0        | 0        | 0        | 4         | 16        | 0        | 0        | .189        | .244        | 3        |
| 2020                       |             | (Minor League Season Canceled – Did Not Play) |           |            |           |           |          |          |          |           |          |          |          |           |           |          |          |             |             |          |
| <b>Minor League Totals</b> |             | <b>.122</b>                                   | <b>71</b> | <b>172</b> | <b>21</b> | <b>21</b> | <b>3</b> | <b>1</b> | <b>1</b> | <b>13</b> | <b>3</b> | <b>0</b> | <b>3</b> | <b>29</b> | <b>84</b> | <b>9</b> | <b>4</b> | <b>.169</b> | <b>.260</b> | <b>8</b> |

### LESTER ALEXIS MADDEN (AGUILERA)

OF

**Born:** La Habana, Cuba, January 19, 1999; **Home:** San Pedro de Macoris, Dominican Republic

**Bats:** Right; **Throws:** Right; **Height:** 6-2; **Weight:** 190

**Obtained:** Signed as a free agent to a minor league deal on November 15, 2018

Signed by Wilfredo Magallanes.

| Year                       | Club       | AVG.  | G          | AB         | R         | H         | 2B        | 3B       | HR       | RBI       | SH       | SF       | HP       | BB        | SO         | SB       | CS       | SLG         | OBP         | E        |
|----------------------------|------------|---|------------|------------|-----------|-----------|-----------|----------|----------|-----------|----------|----------|----------|-----------|------------|----------|----------|-------------|-------------|----------|
| 2019                       | Beloit (A) | .212  | 105        | 391        | 43        | 83        | 19        | 4        | 2        | 38        | 1        | 1        | 5        | 22        | 118        | 5        | 6        | .297        | .263        | 9        |
| 2020                       |            | (Minor League Season Canceled – Did Not Play) |            |            |           |           |           |          |          |           |          |          |          |           |            |          |          |             |             |          |
| <b>Minor League Totals</b> |            | <b>.212</b>                                   | <b>105</b> | <b>391</b> | <b>43</b> | <b>83</b> | <b>19</b> | <b>4</b> | <b>2</b> | <b>38</b> | <b>1</b> | <b>1</b> | <b>5</b> | <b>22</b> | <b>118</b> | <b>5</b> | <b>6</b> | <b>.297</b> | <b>.263</b> | <b>9</b> |

### ERIC YOEL MARIÑEZ (PEREZ)

RHP

**Born:** Sabana Grande de Palenque, Dominican Republic, September 12, 1995; **Home:** Palenque, Dominican Republic

**Bats:** Switch; **Throws:** Right; **Height:** 6-2; **Weight:** 201

**Obtained:** Signed as a non-drafted free agent on November 8, 2012

Signed by Raymond Abreu...moved from the infield to the mound in 2019.

| Year                       | Club         | W  | L        | ERA         | G         | GS       | CG       | SHO      | SV        | IP          | H         | R         | ER        | HR       | HB       | BB        | IBB      | SO        | WP        | BK       |
|----------------------------|--------------|--|----------|-------------|-----------|----------|----------|----------|-----------|-------------|-----------|-----------|-----------|----------|----------|-----------|----------|-----------|-----------|----------|
| 2017                       | Beloit (A)   | 0  | 0        | 0.00        | 1         | 0        | 0        | 0        | 0         | 0.1         | 0         | 0         | 0         | 0        | 0        | 0         | 0        | 1         | 0         | 0        |
| 2018                       | Stockton (A) | 0  | 0        | 16.20       | 2         | 0        | 0        | 0        | 0         | 1.2         | 4         | 3         | 3         | 1        | 0        | 1         | 0        | 4         | 1         | 0        |
| 2019                       | Beloit (A)   | 4  | 2        | 2.87        | 25        | 0        | 0        | 0        | 10        | 31.1        | 19        | 12        | 10        | 0        | 3        | 18        | 3        | 44        | 5         | 1        |
|                            | Stockton (A) | 1  | 0        | 5.40        | 20        | 0        | 0        | 0        | 1         | 30.0        | 26        | 18        | 18        | 2        | 4        | 17        | 0        | 41        | 9         | 0        |
| 2020                       |              | (Minor League Season Canceled – Did Not Pitch) |          |             |           |          |          |          |           |             |           |           |           |          |          |           |          |           |           |          |
| <b>Minor League Totals</b> |              | <b>5</b>                                       | <b>2</b> | <b>4.41</b> | <b>48</b> | <b>0</b> | <b>0</b> | <b>0</b> | <b>11</b> | <b>63.1</b> | <b>49</b> | <b>33</b> | <b>31</b> | <b>3</b> | <b>7</b> | <b>36</b> | <b>3</b> | <b>90</b> | <b>15</b> | <b>1</b> |

| Year                       | Club         | AVG.        | G          | AB          | R          | H          | 2B        | 3B        | HR       | RBI        | SH        | SF        | HP       | BB        | SO         | SB        | CS        | SLG         | OBP         | E          |
|----------------------------|--------------|-------------|------------|-------------|------------|------------|-----------|-----------|----------|------------|-----------|-----------|----------|-----------|------------|-----------|-----------|-------------|-------------|------------|
| 2013                       | DSL A's (R)  | .246        | 51         | 171         | 18         | 42         | 12        | 3         | 0        | 17         | 1         | 4         | 1        | 12        | 53         | 1         | 4         | .351        | .293        | 26         |
| 2014                       | DSL A's (R)  | .202        | 66         | 242         | 23         | 49         | 11        | 2         | 1        | 26         | 6         | 2         | 0        | 17        | 70         | 3         | 5         | .277        | .253        | 21         |
| 2015                       | AZL A's (R)  | .241        | 47         | 158         | 17         | 38         | 6         | 2         | 0        | 18         | 1         | 4         | 0        | 16        | 33         | 2         | 0         | .304        | .303        | 15         |
| 2016                       | Vermont (A)  | .251        | 60         | 235         | 18         | 59         | 10        | 3         | 1        | 19         | 0         | 2         | 0        | 4         | 47         | 1         | 5         | .332        | .261        | 15         |
| 2017                       | Beloit (A)   | .278        | 114        | 410         | 40         | 114        | 18        | 3         | 3        | 30         | 4         | 2         | 1        | 39        | 86         | 6         | 2         | .359        | .341        | 28         |
| 2018                       | Stockton (A) | .226        | 36         | 124         | 13         | 28         | 6         | 3         | 0        | 6          | 0         | 0         | 1        | 10        | 40         | 1         | 1         | .323        | .289        | 4          |
|                            | Midland (AA) | .143        | 5          | 14          | 1          | 2          | 0         | 0         | 0        | 0          | 0         | 0         | 0        | 6         | 0          | 0         | .143      | .143        | 0           |            |
| <b>Minor League Totals</b> |              | <b>.245</b> | <b>381</b> | <b>1354</b> | <b>130</b> | <b>332</b> | <b>63</b> | <b>16</b> | <b>5</b> | <b>116</b> | <b>12</b> | <b>14</b> | <b>3</b> | <b>98</b> | <b>335</b> | <b>14</b> | <b>17</b> | <b>.326</b> | <b>.295</b> | <b>109</b> |

### DANIEL LEANDRO MARTINEZ

RHP

**Born:** Fontana, California, July 28, 1998; **Home:** Riverside, California

**Bats:** Left; **Throws:** Right; **Height:** 5-9; **Weight:** 200

**Obtained:** Selected in the 21<sup>st</sup> round of the 2018 First-Year Player Draft

Signed out of Riverside Community College by Dillon Tung.

| Year                       | Club            | W  | L        | ERA         | G         | GS       | CG       | SHO      | SV       | IP          | H         | R         | ER        | HR       | HB       | BB        | IBB      | SO        | WP       | BK       |
|----------------------------|-----------------|--|----------|-------------|-----------|----------|----------|----------|----------|-------------|-----------|-----------|-----------|----------|----------|-----------|----------|-----------|----------|----------|
| 2018                       | AZL A's (R)     | 1  | 1        | 3.13        | 15        | 1        | 0        | 0        | 4        | 23.0        | 17        | 10        | 8         | 0        | 1        | 12        | 0        | 28        | 4        | 0        |
|                            | Nashville (AAA) | 0  | 0        | 3.00        | 1         | 0        | 0        | 0        | 0        | 3.0         | 2         | 1         | 1         | 1        | 0        | 0         | 0        | 1         | 0        | 0        |
| 2019                       | Beloit (A)      | 1  | 1        | 2.35        | 4         | 3        | 0        | 0        | 0        | 15.1        | 12        | 9         | 4         | 1        | 3        | 6         | 0        | 14        | 0        | 0        |
| 2020                       |                 | (Minor League Season Canceled – Did Not Pitch) |          |             |           |          |          |          |          |             |           |           |           |          |          |           |          |           |          |          |
| <b>Minor League Totals</b> |                 | <b>2</b>                                       | <b>2</b> | <b>2.83</b> | <b>20</b> | <b>4</b> | <b>0</b> | <b>0</b> | <b>4</b> | <b>41.1</b> | <b>31</b> | <b>20</b> | <b>13</b> | <b>2</b> | <b>4</b> | <b>18</b> | <b>0</b> | <b>43</b> | <b>4</b> | <b>0</b> |

### LUIS FERNANDO MARTINEZ (CADIZ)

RHP

**Born:** Puerto Cabello, Venezuela, March 30, 2001; **Home:** El Rangel, Venezuela

**Bats:** Right; **Throws:** Right; **Height:** 6-2; **Weight:** 170

**Obtained:** Signed as a free agent to a minor league deal on July 12, 2018

Signed by Yendri Bachelor.



| Year                       | Club        | W  | L        | ERA         | G         | GS       | CG       | SHO      | SV       | IP          | H         | R         | ER        | HR       | HB       | BB       | IBB      | SO        | WP       | BK       |
|----------------------------|-------------|--|----------|-------------|-----------|----------|----------|----------|----------|-------------|-----------|-----------|-----------|----------|----------|----------|----------|-----------|----------|----------|
| 2019                       | AZL A's (R) | 4  | 1        | 3.02        | 15        | 4        | 0        | 0        | 0        | 41.2        | 48        | 19        | 14        | 3        | 2        | 5        | 0        | 38        | 3        | 0        |
| 2020                       |             | (Minor League Season Canceled – Did Not Pitch) |          |             |           |          |          |          |          |             |           |           |           |          |          |          |          |           |          |          |
| <b>Minor League Totals</b> |             | <b>4</b>                                       | <b>1</b> | <b>3.02</b> | <b>15</b> | <b>4</b> | <b>0</b> | <b>0</b> | <b>0</b> | <b>41.2</b> | <b>48</b> | <b>19</b> | <b>14</b> | <b>3</b> | <b>2</b> | <b>5</b> | <b>0</b> | <b>38</b> | <b>3</b> | <b>0</b> |

### RAMÓN ALEXANDER MARTÍNEZ (SALDANA)

OF

**Born:** San Pedro de Macoris, Dominican Republic, November 17, 2001; **Home:** San Pedro de Macoris, Dominican Republic

**Bats:** Right; **Throws:** Right; **Height:** 6-0; **Weight:** 170

**Obtained:** Signed as a free agent to a minor league deal on July 2, 2018

Signed by Juan C. De La Cruz.

| Year                       | Club        | AVG.  | G         | AB         | R         | H         | 2B       | 3B       | HR       | RBI       | SH       | SF       | HP       | BB        | SO        | SB       | CS       | SLG         | OBP         | E        |
|----------------------------|-------------|---|-----------|------------|-----------|-----------|----------|----------|----------|-----------|----------|----------|----------|-----------|-----------|----------|----------|-------------|-------------|----------|
| 2019                       | DSL A's (R) | .230  | 19        | 61         | 7         | 14        | 2        | 0        | 2        | 5         | 1        | 0        | 0        | 6         | 21        | 4        | 2        | .361        | .299        | 2        |
|                            | AZL A's (R) | .236  | 38        | 106        | 14        | 25        | 5        | 0        | 1        | 11        | 0        | 1        | 0        | 13        | 36        | 5        | 1        | .311        | .317        | 2        |
| 2020                       |             | (Minor League Season Canceled – Did Not Play) |           |            |           |           |          |          |          |           |          |          |          |           |           |          |          |             |             |          |
| <b>Minor League Totals</b> |             | <b>.234</b>                                   | <b>57</b> | <b>167</b> | <b>21</b> | <b>39</b> | <b>7</b> | <b>0</b> | <b>3</b> | <b>16</b> | <b>1</b> | <b>1</b> | <b>0</b> | <b>19</b> | <b>57</b> | <b>9</b> | <b>3</b> | <b>.329</b> | <b>.310</b> | <b>4</b> |

### PATRICK WARD MCCOLL

IF

**Born:** Los Altos, California, June 22, 1997; **Home:** Los Altos, California

**Bats:** Left; **Throws:** Right; **Height:** 6-6; **Weight:** 215

**Obtained:** Selected in the 10<sup>th</sup> round of the 2019 First Year Player Draft

Was signed out of Harvard University by Ronald Vaughn...led the Ivy League in hits (70), home runs (12) and slugging (.707) in 2019...was the top-ranked position player out of the state of Massachusetts in the 2019 draft according to *Baseball America*.

| Year                       | Club | AVG.  | G | AB | R | H | 2B | 3B | HR | RBI | SH | SF | HP | BB | SO | SB | CS | SLG | OBP | E |
|----------------------------|------|---|---|----|---|---|----|----|----|-----|----|----|----|----|----|----|----|-----|-----|---|
| 2019                       |      | (Did Not Play)                                |   |    |   |   |    |    |    |     |    |    |    |    |    |    |    |     |     |   |
| 2020                       |      | (Minor League Season Canceled – Did Not Play) |   |    |   |   |    |    |    |     |    |    |    |    |    |    |    |     |     |   |
| <b>Minor League Totals</b> |      |   |   |    |   |   |    |    |    |     |    |    |    |    |    |    |    |     |     |   |

### JARED AUSTIN MCDONALD

C

**Born:** Inglewood, Colorado, December 5, 1996; **Home:** Goodyear, Arizona

**Bats:** Right; **Throws:** Right; **Height:** 6-2; **Weight:** 195

**Obtained:** Selected in the 19<sup>th</sup> round of the 2019 First Year Player Draft

Signed out of Western Oregon University by James Coffman...was named First-Team D2CCCA All-West Region and First-Team All-GNAC following his senior season...ranks third all-time in program history with 18 home runs and sixth in career slugging (.606)...did not play after signing due to injury.

| Year                       | Club | AVG.  | G | AB | R | H | 2B | 3B | HR | RBI | SH | SF | HP | BB | SO | SB | CS | SLG | OBP | E |
|----------------------------|------|---|---|----|---|---|----|----|----|-----|----|----|----|----|----|----|----|-----|-----|---|
| 2019                       |      | (Injured – Did Not Play)                      |   |    |   |   |    |    |    |     |    |    |    |    |    |    |    |     |     |   |
| 2020                       |      | (Minor League Season Canceled – Did Not Play) |   |    |   |   |    |    |    |     |    |    |    |    |    |    |    |     |     |   |
| <b>Minor League Totals</b> |      |   |   |    |   |   |    |    |    |     |    |    |    |    |    |    |    |     |     |   |

### RAYMOND MICKEY MCDONALD

OF

Goes by "Mickey"

**Born:** San Mateo, California, June 2, 1995; **Home:** San Mateo, California

**Bats:** Left; **Throws:** Right; **Height:** 6-2; **Weight:** 175

**Obtained:** Selected in the 18<sup>th</sup> round of the 2017 First Year Player Draft

Graduated from Sierra HS (CA)...played collegiately for the University of Illinois, Chicago...signed by Kevin Mello...finished 2018 ranked sixth in the organization in stolen bases (22).

| Year                       | Club         | AVG.  | G          | AB         | R          | H          | 2B        | 3B       | HR       | RBI       | SH        | SF       | HP       | BB        | SO         | SB        | CS        | SLG         | OBP         | E        |
|----------------------------|--------------|---|------------|------------|------------|------------|-----------|----------|----------|-----------|-----------|----------|----------|-----------|------------|-----------|-----------|-------------|-------------|----------|
| 2017                       | AZL A's (R)  | .278  | 20         | 72         | 18         | 20         | 0         | 2        | 2        | 9         | 0         | 1        | 0        | 6         | 9          | 7         | 2         | .417        | .329        | 1        |
|                            | Vermont (A)  | .130  | 16         | 54         | 4          | 7          | 1         | 0        | 0        | 6         | 0         | 0        | 0        | 4         | 20         | 2         | 0         | .148        | .190        | 1        |
| 2018                       | Beloit (A)   | .284  | 110        | 391        | 59         | 111        | 15        | 3        | 2        | 25        | 7         | 0        | 3        | 41        | 76         | 22        | 0         | .353        | .356        | 5        |
| 2019                       | Stockton (A) | .229  | 66         | 214        | 28         | 49         | 6         | 4        | 0        | 20        | 2         | 4        | 3        | 29        | 66         | 12        | 6         | .294        | .324        | 2        |
|                            | Midland (AA) | .244  | 44         | 156        | 14         | 38         | 6         | 0        | 0        | 11        | 2         | 1        | 1        | 14        | 48         | 4         | 2         | .282        | .308        | 0        |
| 2020                       |              | (Minor League Season Canceled – Did Not Play) |            |            |            |            |           |          |          |           |           |          |          |           |            |           |           |             |             |          |
| <b>Minor League Totals</b> |              | <b>.254</b>                                   | <b>256</b> | <b>887</b> | <b>123</b> | <b>225</b> | <b>28</b> | <b>9</b> | <b>4</b> | <b>71</b> | <b>11</b> | <b>6</b> | <b>7</b> | <b>94</b> | <b>219</b> | <b>47</b> | <b>10</b> | <b>.319</b> | <b>.328</b> | <b>9</b> |

**AIDEN WILLIAMS MCINTYRE****RHP**

**Born:** Davis, California, August 27, 1995; **Home:** Tempe, Arizona  
**Bats:** Right; **Throws:** Right; **Height:** 6-3; **Weight:** 230  
**Obtained:** Selected in the 22<sup>nd</sup> round of the 2018 First-Year Player Draft

Signed out of Holy Names University by Kevin Mello...was named a 2019 Midwest League Midseason All-Star... finished 2019 ranked first in the organization in strikeouts (150) and sixth in ERA (4.15).

| Year                       | Club   | W        | L         | ERA         | G         | GS        | CG       | SHO      | SV       | IP           | H          | R         | ER        | HR       | HB       | BB        | IBB      | SO         | WP        | BK       |
|----------------------------|--|----------|-----------|-------------|-----------|-----------|----------|----------|----------|--------------|------------|-----------|-----------|----------|----------|-----------|----------|------------|-----------|----------|
| 2018                       | AZL A's (R)                                    | 1        | 2         | 3.38        | 14        | 5         | 0        | 0        | 0        | 29.1         | 19         | 11        | 11        | 0        | 2        | 13        | 0        | 43         | 8         | 0        |
|                            | Nashville (AAA)                                | 1        | 0         | 0.00        | 1         | 0         | 0        | 0        | 0        | 4.0          | 2          | 0         | 0         | 0        | 0        | 1         | 0        | 3          | 0         | 0        |
| 2019                       | Beloit (A)                                     | 3        | 10        | 4.15        | 27        | 22        | 0        | 0        | 1        | 112.2        | 99         | 68        | 52        | 5        | 7        | 76        | 0        | 150        | 18        | 1        |
| 2020                       | (Minor League Season Canceled – Did Not Pitch) |          |           |             |           |           |          |          |          |              |            |           |           |          |          |           |          |            |           |          |
| <b>Minor League Totals</b> |  | <b>5</b> | <b>12</b> | <b>3.88</b> | <b>42</b> | <b>27</b> | <b>0</b> | <b>0</b> | <b>1</b> | <b>146.0</b> | <b>120</b> | <b>79</b> | <b>63</b> | <b>5</b> | <b>9</b> | <b>90</b> | <b>0</b> | <b>196</b> | <b>26</b> | <b>1</b> |

**ALONZO LEONARDO MEDINA (FELIZ)****RHP**

**Born:** Santo Domingo Centro, Dominican Republic, February 2, 1999; **Home:** Santo Domingo Este, Dominican Republic  
**Bats:** Right; **Throws:** Right; **Height:** 6-1; **Weight:** 237  
**Obtained:** Signed as a non-drafted free agent on July 11, 2015

Signed by JC De La Cruz, Amauris Reyes and Pablo Marmol...moved from the outfield to the mound in 2019.

| Year                       | Club   | W        | L        | ERA         | G         | GS       | CG       | SHO      | SV       | IP          | H         | R        | ER       | HR       | HB       | BB        | IBB      | SO        | WP       | BK       |
|----------------------------|--|----------|----------|-------------|-----------|----------|----------|----------|----------|-------------|-----------|----------|----------|----------|----------|-----------|----------|-----------|----------|----------|
| 2019                       | DSL A's (R)                                    | 0        | 1        | 3.05        | 17        | 0        | 0        | 0        | 5        | 20.2        | 10        | 8        | 7        | 0        | 8        | 18        | 0        | 21        | 8        | 0        |
| 2020                       | (Minor League Season Canceled – Did Not Pitch) |          |          |             |           |          |          |          |          |             |           |          |          |          |          |           |          |           |          |          |
| <b>Minor League Totals</b> |  | <b>0</b> | <b>1</b> | <b>3.05</b> | <b>17</b> | <b>0</b> | <b>0</b> | <b>0</b> | <b>5</b> | <b>20.2</b> | <b>10</b> | <b>8</b> | <b>7</b> | <b>0</b> | <b>8</b> | <b>18</b> | <b>0</b> | <b>21</b> | <b>8</b> | <b>0</b> |

| Year                       | Club        | AVG.        | G          | AB         | R         | H         | 2B        | 3B       | HR       | RBI       | SH       | SF       | HP       | BB        | SO         | SB       | CS       | SLG         | OBP         | E         |
|----------------------------|-------------|-------------|------------|------------|-----------|-----------|-----------|----------|----------|-----------|----------|----------|----------|-----------|------------|----------|----------|-------------|-------------|-----------|
| 2016                       | DSL A's (R) | .176        | 58         | 176        | 22        | 31        | 9         | 2        | 1        | 13        | 0        | 0        | 4        | 30        | 60         | 4        | 3        | .267        | .310        | 1         |
| 2017                       | AZL A's (R) | .197        | 36         | 127        | 7         | 25        | 7         | 1        | 2        | 8         | 0        | 2        | 0        | 19        | 48         | 0        | 0        | .315        | .297        | 8         |
| 2018                       | AZL A's (R) | .225        | 31         | 89         | 13        | 20        | 3         | 0        | 1        | 14        | 0        | 0        | 2        | 13        | 34         | 2        | 1        | .292        | .337        | 1         |
| <b>Minor League Totals</b> |             | <b>.194</b> | <b>125</b> | <b>392</b> | <b>42</b> | <b>76</b> | <b>19</b> | <b>3</b> | <b>4</b> | <b>35</b> | <b>0</b> | <b>2</b> | <b>6</b> | <b>62</b> | <b>142</b> | <b>6</b> | <b>4</b> | <b>.288</b> | <b>.312</b> | <b>10</b> |

**MATTHEW JOHN MILBURN****RHP**

Goes by "Matt"  
**Born:** Dallas, Texas, July 29, 1993; **Home:** Dallas, Texas  
**Bats:** Right; **Throws:** Right; **Height:** 6-2; **Weight:** 215  
**Obtained:** Selected in the 29<sup>th</sup> round of the 2016 First-Year Player Draft

Graduated from Highland Park HS (TX)...attended Wofford College, where he was Second Team All-Southern Conference in his junior and senior year...as a senior in 2016, he led the conference with 103 strikeouts...signed by Neil Avent...among A's farmhands, finished 2017 third in innings pitched (141.0) and fourth in strikeouts (136)...finished 2018 tied for third in wins (10) and eighth in strikeouts (118)...in 2019, ranked first in the organization in innings pitched (150.2) and tied for fifth in wins (8).

| Year                       | Club   | W         | L         | ERA         | G         | GS        | CG       | SHO      | SV       | IP           | H          | R          | ER         | HR        | HB        | BB        | IBB      | SO         | WP        | BK       |
|----------------------------|--|-----------|-----------|-------------|-----------|-----------|----------|----------|----------|--------------|------------|------------|------------|-----------|-----------|-----------|----------|------------|-----------|----------|
| 2016                       | AZL A's (R)                                    | 0         | 0         | 3.42        | 9         | 2         | 0        | 0        | 1        | 23.2         | 23         | 14         | 9          | 0         | 0         | 2         | 0        | 30         | 1         | 0        |
|                            | Vermont (A)                                    | 1         | 2         | 6.92        | 5         | 0         | 0        | 0        | 0        | 13.0         | 22         | 11         | 10         | 0         | 1         | 0         | 0        | 14         | 1         | 0        |
| 2017                       | Beloit (A)                                     | 7         | 11        | 4.34        | 28        | 22        | 0        | 0        | 0        | 141.0        | 153        | 73         | 68         | 7         | 6         | 32        | 1        | 136        | 14        | 1        |
| 2018                       | Stockton (A)                                   | 9         | 5         | 3.49        | 23        | 22        | 2        | 2        | 0        | 142.0        | 161        | 63         | 55         | 13        | 3         | 16        | 0        | 111        | 3         | 1        |
|                            | Nashville (AAA)                                | 1         | 0         | 2.61        | 2         | 2         | 0        | 0        | 0        | 10.1         | 9          | 3          | 3          | 0         | 0         | 1         | 0        | 7          | 1         | 0        |
| 2019                       | Midland (AA)                                   | 8         | 9         | 4.90        | 26        | 25        | 1        | 0        | 0        | 150.2        | 179        | 89         | 82         | 18        | 4         | 37        | 2        | 86         | 6         | 0        |
| 2020                       | (Minor League Season Canceled – Did Not Pitch) |           |           |             |           |           |          |          |          |              |            |            |            |           |           |           |          |            |           |          |
| <b>Minor League Totals</b> |  | <b>26</b> | <b>27</b> | <b>4.25</b> | <b>93</b> | <b>73</b> | <b>3</b> | <b>2</b> | <b>1</b> | <b>480.2</b> | <b>547</b> | <b>253</b> | <b>227</b> | <b>38</b> | <b>14</b> | <b>88</b> | <b>3</b> | <b>384</b> | <b>26</b> | <b>2</b> |

**ANDREW THEODORE MILLAS****C**

Goes by "Drew"  
**Born:** Swansea, Illinois, January 15, 1998 **Home:** Swansea, Illinois  
**Bats:** Switch; **Throws:** Right; **Height:** 6-2; **Weight:** 200  
**Obtained:** Selected in the seventh round of the 2019 First-Year Player Draft

Signed out of Missouri State University by Steve Abney...was a 2018 second-team All-American...earned first-team All-Missouri Valley Conference honors in 2018 and 2019...did not play after signing due to injury.

| Year   | Club | AVG. | G | AB | R | H | 2B | 3B | HR | RBI | SH | SF | HP | BB | SO | SB | CS | SLG | OBP | E |  |
|--|------|------|---|----|---|---|----|----|----|-----|----|----|----|----|----|----|----|-----|-----|---|--|
| 2019   |      |      |   |    |   |   |    |    |    |     |    |    |    |    |    |    |    |     |     |   |  |
| 2020   |      |      |   |    |   |   |    |    |    |     |    |    |    |    |    |    |    |     |     |   |  |
| (Injured – Did Not Play)                       |      |      |   |    |   |   |    |    |    |     |    |    |    |    |    |    |    |     |     |   |  |
| (Minor League Season Canceled – Did Not Pitch) |      |      |   |    |   |   |    |    |    |     |    |    |    |    |    |    |    |     |     |   |  |
| <b>Minor League Totals</b>                     |      |      |   |    |   |   |    |    |    |     |    |    |    |    |    |    |    |     |     |   |  |

### NATHAN WAYNE MONDOU

INF

Goes by "Nate"

**Born:** Tacoma, Washington, March 24, 1995; **Home:** Lake Tapps, Washington

**Bats:** Left; **Throws:** Right; **Height:** 5-8; **Weight:** 198

**Obtained:** Selected in the 13<sup>th</sup> round of the 2016 First-Year Player Draft

Graduated from the Charles Wright Academy (WA)...played three years at Wake Forest, where he was a two-time First Team All-ACC selection (2015-16)...signed by Neil Avent...was named a 2016 New York-Penn League Midseason All-Star...among A's farmhands, finished 2017 third in walks (59) and tied for third in on-base percentage (.366)...finished 2018 fourth in the organization in RBI (75) and second in runs scored (79)...was Texas League Player of the Week for the week of July 22-28, 2019.

| Year  | Club         | AVG. | G   | AB  | R  | H   | 2B | 3B | HR | RBI | SH | SF | HP | BB | SO | SB | CS | SLG  | OBP  | E  |  |
|---|--------------|------|-----|-----|----|-----|----|----|----|-----|----|----|----|----|----|----|----|------|------|----|--|
| 2016  | AZL A's (R)  | .000 | 1   | 1   | 0  | 0   | 0  | 0  | 0  | 0   | 0  | 0  | 0  | 1  | 0  | 0  | 0  | .000 | .500 | 0  |  |
|   | Vermont (A)  | .298 | 60  | 225 | 27 | 67  | 11 | 2  | 0  | 24  | 1  | 0  | 4  | 24 | 37 | 6  | 6  | .364 | .375 | 11 |  |
| 2017  | Beloit (A)   | .296 | 66  | 247 | 31 | 73  | 16 | 3  | 0  | 32  | 2  | 6  | 2  | 31 | 43 | 8  | 3  | .385 | .371 | 10 |  |
|   | Stockton (A) | .278 | 59  | 223 | 38 | 62  | 8  | 4  | 2  | 27  | 0  | 3  | 3  | 28 | 57 | 8  | 5  | .377 | .362 | 3  |  |
| 2018  | Stockton (A) | .291 | 88  | 344 | 64 | 100 | 20 | 5  | 8  | 61  | 3  | 4  | 7  | 33 | 58 | 8  | 5  | .448 | .361 | 4  |  |
|   | Midland (AA) | .255 | 48  | 165 | 15 | 42  | 7  | 0  | 0  | 14  | 2  | 4  | 6  | 19 | 26 | 2  | 1  | .297 | .345 | 2  |  |
| 2019  | Midland (AA) | .248 | 122 | 427 | 54 | 106 | 15 | 3  | 5  | 45  | 3  | 7  | 8  | 58 | 94 | 7  | 8  | .333 | .344 | 5  |  |
| 2020  |              |      |     |     |    |     |    |    |    |     |    |    |    |    |    |    |    |      |      |    |  |
| (Minor League Season Canceled – Did Not Play) |              |      |     |     |    |     |    |    |    |     |    |    |    |    |    |    |    |      |      |    |  |
| <b>Minor League Totals</b>                    |              |      |     |     |    |     |    |    |    |     |    |    |    |    |    |    |    |      |      |    |  |

### JOSE MANUEL MORA (CONTRERAS)

RHP

**Born:** San Juan De La Maguana, Dominican Republic, October 1, 1997; **Home:** Santo Domingo, Dominican Republic

**Bats:** Right; **Throws:** Right; **Height:** 6-2; **Weight:** 200

**Obtained:** Signed as a free agent to a minor league deal on March 25, 2015

Signed by Pablo Marmol...finished 2019 tied for second in the organization with 11 saves.

| Year   | Club        | W | L | ERA   | G  | GS | CG | SHO | SV | IP   | H  | R  | ER | HR | HB | BB | IBB | SO | WP | BK |  |
|--|-------------|---|---|-------|----|----|----|-----|----|------|----|----|----|----|----|----|-----|----|----|----|--|
| 2015   | DSL A's (R) | 1 | 3 | 3.63  | 12 | 10 | 0  | 0   | 0  | 39.2 | 34 | 23 | 16 | 0  | 3  | 30 | 0   | 27 | 13 | 1  |  |
| 2016   | DSL A's (R) | 0 | 5 | 3.55  | 13 | 8  | 0  | 0   | 0  | 45.2 | 41 | 28 | 18 | 0  | 8  | 18 | 0   | 27 | 15 | 0  |  |
| 2017   | AZL A's (R) | 2 | 1 | 5.70  | 13 | 5  | 0  | 0   | 0  | 36.1 | 29 | 24 | 23 | 0  | 2  | 24 | 0   | 45 | 8  | 1  |  |
|  | Vermont (A) | 0 | 1 | 17.36 | 3  | 0  | 0  | 0   | 1  | 4.2  | 11 | 9  | 9  | 1  | 0  | 1  | 0   | 8  | 2  | 0  |  |
| 2018   | Vermont (A) | 1 | 5 | 4.67  | 14 | 9  | 0  | 0   | 0  | 54.0 | 48 | 42 | 28 | 4  | 7  | 39 | 0   | 64 | 11 | 1  |  |
| 2019   | Vermont (A) | 2 | 0 | 2.30  | 20 | 0  | 0  | 0   | 11 | 27.1 | 8  | 8  | 7  | 0  | 2  | 15 | 1   | 47 | 7  | 0  |  |
| 2020   |             |   |   |       |    |    |    |     |    |      |    |    |    |    |    |    |     |    |    |    |  |
| (Minor League Season Canceled – Did Not Pitch) |             |   |   |       |    |    |    |     |    |      |    |    |    |    |    |    |     |    |    |    |  |
| <b>Minor League Totals</b>                     |             |   |   |       |    |    |    |     |    |      |    |    |    |    |    |    |     |    |    |    |  |

### RICHARD JOSE MORBÁN (MORENO)

RHP

Goes by "Jose"

**Born:** San Cristobal, Dominican Republic, December 24, 1997; **Home:** San Cristobal, Dominican Republic

**Bats:** Right; **Throws:** Right; **Height:** 6-0; **Weight:** 188

**Obtained:** Signed as a non-drafted free agent, July 2, 2015

| Year   | Club            | W | L | ERA   | G  | GS | CG | SHO | SV | IP   | H  | R  | ER | HR | HB | BB | IBB | SO | WP | BK |  |
|--|-----------------|---|---|-------|----|----|----|-----|----|------|----|----|----|----|----|----|-----|----|----|----|--|
| 2015   | DSL A's (R)     | 0 | 1 | 1.23  | 2  | 2  | 0  | 0   | 0  | 7.1  | 1  | 3  | 1  | 0  | 1  | 4  | 0   | 2  | 2  | 0  |  |
| 2016   | DSL A's (R)     | 1 | 5 | 3.24  | 13 | 7  | 0  | 0   | 2  | 50.0 | 38 | 28 | 18 | 1  | 5  | 25 | 0   | 26 | 8  | 0  |  |
| 2017   | Vermont (A)     | 1 | 0 | 5.40  | 3  | 1  | 0  | 0   | 0  | 10.0 | 11 | 6  | 6  | 3  | 0  | 3  | 0   | 6  | 0  | 0  |  |
|  | AZL A's (R)     | 2 | 0 | 3.96  | 12 | 6  | 0  | 0   | 0  | 36.1 | 35 | 20 | 16 | 3  | 1  | 14 | 0   | 43 | 6  | 3  |  |
| 2018   | AZL A's (R)     | 6 | 3 | 1.92  | 13 | 7  | 0  | 0   | 0  | 61.0 | 45 | 24 | 13 | 3  | 2  | 23 | 0   | 64 | 8  | 1  |  |
|  | Vermont (A)     | 0 | 1 | 22.50 | 1  | 1  | 0  | 0   | 0  | 2.0  | 3  | 6  | 5  | 1  | 0  | 3  | 0   | 4  | 2  | 0  |  |
|  | Nashville (AAA) | 1 | 0 | 2.25  | 1  | 0  | 0  | 0   | 0  | 4.0  | 3  | 1  | 1  | 0  | 1  | 1  | 0   | 0  | 0  | 0  |  |
| 2019   | Vermont (A)     | 2 | 1 | 2.67  | 15 | 9  | 0  | 0   | 0  | 70.2 | 63 | 24 | 21 | 5  | 5  | 26 | 1   | 69 | 10 | 0  |  |
| 2020   |                 |   |   |       |    |    |    |     |    |      |    |    |    |    |    |    |     |    |    |    |  |
| (Minor League Season Canceled – Did Not Pitch) |                 |   |   |       |    |    |    |     |    |      |    |    |    |    |    |    |     |    |    |    |  |
| <b>Minor League Totals</b>                     |                 |   |   |       |    |    |    |     |    |      |    |    |    |    |    |    |     |    |    |    |  |

**Born:** Cape Girardeau, Missouri, February 8, 1993; **Home:** Charleston, Missouri

**Bats:** Right; **Throws:** Right; **Height:** 6-2; **Weight:** 193

**Obtained:** Selected in the 20<sup>th</sup> round of the 2015 First-Year Player Draft

Graduated from Charleston HS (MO)...played collegiately at Parkland CC (2012) and the University of Alabama-Birmingham (2013-15)...signed by Kelcey Mucker...in 2016, led all A's farmhands with 156.2 innings pitched, ranked second in with 125 strikeouts and tied for fifth with nine wins...missed part of the 2017 season due to injury...finished 2018 tied for seventh in the organization in wins (8) and third in innings pitched (150.2)...in 2019, ranked tied for second in the organization in wins (10) and fourth in innings pitched (141.1).

| Year                       | Club   | W         | L         | ERA         | G          | GS        | CG       | SHO      | SV       | IP           | H          | R          | ER         | HR        | HB        | BB         | IBB      | SO         | WP        | BK       |
|----------------------------|--|-----------|-----------|-------------|------------|-----------|----------|----------|----------|--------------|------------|------------|------------|-----------|-----------|------------|----------|------------|-----------|----------|
| 2015                       | AZL A's (R)                                    | 0         | 0         | 0.00        | 2          | 0         | 0        | 0        | 0        | 2.0          | 0          | 0          | 0          | 0         | 0         | 0          | 0        | 1          | 0         | 0        |
|                            | Vermont (A)                                    | 3         | 0         | 1.93        | 18         | 0         | 0        | 0        | 6        | 23.1         | 19         | 6          | 5          | 0         | 0         | 6          | 1        | 17         | 2         | 0        |
| 2016                       | Beloit (A)                                     | 3         | 8         | 2.66        | 15         | 14        | 0        | 0        | 0        | 88.0         | 67         | 37         | 26         | 2         | 0         | 19         | 1        | 64         | 3         | 2        |
|                            | Stockton (A)                                   | 4         | 1         | 3.76        | 8          | 7         | 0        | 0        | 0        | 40.2         | 39         | 17         | 17         | 5         | 1         | 11         | 0        | 46         | 5         | 0        |
|                            | Midland (AA)                                   | 1         | 1         | 4.76        | 3          | 3         | 0        | 0        | 0        | 17.0         | 20         | 9          | 9          | 1         | 1         | 3          | 0        | 11         | 1         | 0        |
| 2017                       | Nashville (AAA)                                | 1         | 1         | 5.73        | 2          | 2         | 0        | 0        | 0        | 11.0         | 11         | 7          | 7          | 1         | 0         | 5          | 0        | 4          | 1         | 0        |
|                            | AZL A's (R)                                    | 0         | 0         | 1.80        | 2          | 2         | 0        | 0        | 0        | 5.0          | 4          | 1          | 1          | 1         | 0         | 0          | 0        | 11         | 0         | 0        |
|                            | Stockton (A)                                   | 0         | 0         | 5.14        | 2          | 2         | 0        | 0        | 0        | 7.0          | 9          | 5          | 4          | 0         | 0         | 1          | 0        | 4          | 0         | 0        |
|                            | Midland (AA)                                   | 2         | 3         | 3.21        | 14         | 10        | 0        | 0        | 0        | 61.2         | 55         | 30         | 22         | 5         | 0         | 17         | 0        | 42         | 2         | 1        |
| 2018                       | Midland (AA)                                   | 1         | 0         | 3.00        | 2          | 2         | 0        | 0        | 0        | 15.0         | 17         | 5          | 5          | 1         | 0         | 2          | 0        | 7          | 0         | 0        |
|                            | Nashville (AAA)                                | 7         | 10        | 4.71        | 24         | 24        | 1        | 1        | 0        | 135.2        | 156        | 80         | 71         | 12        | 9         | 40         | 0        | 77         | 6         | 1        |
|                            | Midland (AA)                                   | 8         | 7         | 5.54        | 24         | 21        | 0        | 0        | 1        | 125.0        | 155        | 83         | 77         | 12        | 8         | 44         | 0        | 82         | 4         | 0        |
| 2019                       | Las Vegas (AAA)                                | 2         | 0         | 4.41        | 3          | 3         | 0        | 0        | 0        | 16.1         | 18         | 8          | 8          | 4         | 1         | 6          | 0        | 10         | 0         | 0        |
|                            | (Minor League Season Canceled – Did Not Pitch) |           |           |             |            |           |          |          |          |              |            |            |            |           |           |            |          |            |           |          |
| <b>Minor League Totals</b> |  | <b>32</b> | <b>31</b> | <b>4.14</b> | <b>119</b> | <b>90</b> | <b>1</b> | <b>1</b> | <b>7</b> | <b>547.2</b> | <b>570</b> | <b>288</b> | <b>252</b> | <b>44</b> | <b>20</b> | <b>154</b> | <b>2</b> | <b>376</b> | <b>24</b> | <b>4</b> |

**KUMAR BALAKRISHNAN NAMBIAR**

**Born:** New York City, New York, April 17, 1998; **Home:** Larchmont, New York

**Bats:** Left; **Throws:** Left; **Height:** 5-11; **Weight:** 185

**Obtained:** Selected in the 34<sup>th</sup> round of the 2019 First-Year Player Draft

Signed out of Yale University by Ronald Vaughn...was named First-Team All-Ivy for his senior season.

| Year                       | Club         | W  | L        | ERA         | G         | GS       | CG       | SHO      | SV       | IP          | H         | R         | ER        | HR       | HB       | BB        | IBB      | SO        | WP       | BK       |
|----------------------------|--------------|--|----------|-------------|-----------|----------|----------|----------|----------|-------------|-----------|-----------|-----------|----------|----------|-----------|----------|-----------|----------|----------|
| 2019                       | ASL A's (R)  | 1  | 4        | 5.25        | 15        | 5        | 0        | 0        | 0        | 36.0        | 37        | 22        | 21        | 0        | 1        | 17        | 0        | 47        | 1        | 1        |
|                            | Stockton (A) | 1  | 0        | 6.00        | 1         | 0        | 0        | 0        | 0        | 3.0         | 3         | 3         | 2         | 0        | 0        | 3         | 0        | 2         | 0        | 0        |
| 2020                       |              | (Minor League Season Canceled – Did Not Pitch) |          |             |           |          |          |          |          |             |           |           |           |          |          |           |          |           |          |          |
| <b>Minor League Totals</b> |              | <b>2</b>                                       | <b>4</b> | <b>5.31</b> | <b>16</b> | <b>5</b> | <b>0</b> | <b>0</b> | <b>0</b> | <b>39.0</b> | <b>40</b> | <b>25</b> | <b>23</b> | <b>0</b> | <b>1</b> | <b>20</b> | <b>0</b> | <b>49</b> | <b>1</b> | <b>1</b> |

**BRYCE DANIEL NIGHTENGALE**

**Born:** Cumberland, Maryland, August 16, 1996; **Home:** Prosper, Texas

**Bats:** Right; **Throws:** Right; **Height:** 6-4; **Weight:** 205

**Obtained:** Selected in the 16<sup>th</sup> round of the 2018 First-Year Player Draft

Signed out of George Mason University by Paul Faulk III.

| Year                       | Club        | W  | L        | ERA         | G         | GS        | CG       | SHO      | SV       | IP          | H         | R         | ER        | HR       | HB       | BB        | IBB      | SO        | WP        | BK       |
|----------------------------|-------------|--|----------|-------------|-----------|-----------|----------|----------|----------|-------------|-----------|-----------|-----------|----------|----------|-----------|----------|-----------|-----------|----------|
| 2018                       | AZL A's (R) | 0  | 0        | 27.00       | 1         | 0         | 0        | 0        | 0        | 0.1         | 2         | 2         | 1         | 0        | 0        | 1         | 0        | 1         | 1         | 0        |
|                            | Vermont (A) | 0  | 2        | 5.09        | 14        | 1         | 0        | 0        | 2        | 23.0        | 25        | 14        | 13        | 2        | 0        | 17        | 1        | 23        | 2         | 0        |
| 2019                       | AZL A's (R) | 0  | 0        | 4.50        | 1         | 1         | 0        | 0        | 0        | 2.0         | 1         | 1         | 1         | 0        | 1        | 1         | 0        | 1         | 1         | 0        |
|                            | Beloit (A)  | 1  | 6        | 5.29        | 16        | 9         | 0        | 0        | 0        | 49.1        | 44        | 35        | 29        | 3        | 3        | 35        | 0        | 40        | 8         | 0        |
| 2020                       |             | (Minor League Season Canceled – Did Not Pitch) |          |             |           |           |          |          |          |             |           |           |           |          |          |           |          |           |           |          |
| <b>Minor League Totals</b> |             | <b>1</b>                                       | <b>8</b> | <b>5.30</b> | <b>32</b> | <b>11</b> | <b>0</b> | <b>0</b> | <b>2</b> | <b>74.2</b> | <b>72</b> | <b>52</b> | <b>44</b> | <b>5</b> | <b>4</b> | <b>54</b> | <b>1</b> | <b>65</b> | <b>12</b> | <b>0</b> |

**ENRRY FELIX PANTOJA (MESTRE)**

**Born:** La Habana, Cuba, September 27, 1996; **Home:** Santo Domingo, Dominican Republic

**Bats:** Right; **Throws:** Right; **Height:** 5-11; **Weight:** 200

**Obtained:** Signed as a free agent to a minor league deal on February 1, 2017

Signed by Amaury Reyes.

| Year                       | Club        | AVG.   | G         | AB         | R         | H         | 2B       | 3B       | HR       | RBI       | SH       | SF       | HP        | BB        | SO        | SB        | CS       | SLG         | OBP         | E        |
|----------------------------|-------------|--|-----------|------------|-----------|-----------|----------|----------|----------|-----------|----------|----------|-----------|-----------|-----------|-----------|----------|-------------|-------------|----------|
| 2017                       | DSL A's (R) | .256   | 12        | 39         | 8         | 10        | 1        | 1        | 0        | 7         | 0        | 1        | 4         | 2         | 10        | 2         | 2        | .333        | .348        | 0        |
|                            | AZL A's (R) | .244   | 29        | 90         | 8         | 22        | 2        | 1        | 0        | 10        | 1        | 1        | 3         | 13        | 18        | 6         | 1        | .289        | .355        | 1        |
| 2018                       | Vermont (A) | .222   | 6         | 18         | 0         | 4         | 0        | 0        | 0        | 0         | 0        | 1        | 1         | 4         | 0         | 0         | 0        | .222        | .300        | 0        |
| 2019                       | AZL A's (R) | .412   | 15        | 51         | 8         | 21        | 2        | 0        | 0        | 11        | 0        | 2        | 2         | 7         | 6         | 3         | 2        | .451        | .484        | 0        |
| 2020                       |             | (Minor League Season Canceled – Did Not Pitch) |           |            |           |           |          |          |          |           |          |          |           |           |           |           |          |             |             |          |
| <b>Minor League Totals</b> |             | <b>.288</b>                                    | <b>62</b> | <b>198</b> | <b>24</b> | <b>57</b> | <b>5</b> | <b>2</b> | <b>0</b> | <b>28</b> | <b>1</b> | <b>4</b> | <b>10</b> | <b>23</b> | <b>38</b> | <b>11</b> | <b>5</b> | <b>.333</b> | <b>.383</b> | <b>1</b> |

### JHOAN MANUEL PAULINO (JAVIER)

IF

**Born:** San Francisco de Macoris, Dominican Republic, June 11, 2001; **Home:** San Francisco de Macoris, Dominican Republic

**Bats:** Right; **Throws:** Right; **Height:** 6-0; **Weight:** 160

**Obtained:** Signed as a free agent to a minor league deal on June 2, 2017

Signed by Amaurys Reyes.

| Year                       | Club        | AVG.  | G          | AB         | R         | H         | 2B        | 3B       | HR       | RBI       | SH       | SF       | HP       | BB        | SO         | SB        | CS       | SLG         | OBP         | E         |
|----------------------------|-------------|---|------------|------------|-----------|-----------|-----------|----------|----------|-----------|----------|----------|----------|-----------|------------|-----------|----------|-------------|-------------|-----------|
| 2018                       | DSL A's (R) | .242  | 55         | 186        | 15        | 45        | 9         | 0        | 0        | 21        | 3        | 1        | 2        | 16        | 42         | 11        | 2        | .290        | .307        | 22        |
| 2019                       | AZL A's (R) | .239  | 50         | 197        | 26        | 47        | 17        | 3        | 2        | 25        | 1        | 2        | 1        | 13        | 61         | 2         | 6        | .386        | .286        | 16        |
| 2020                       |             | (Minor League Season Canceled – Did Not Play) |            |            |           |           |           |          |          |           |          |          |          |           |            |           |          |             |             |           |
| <b>Minor League Totals</b> |             | <b>.240</b>                                   | <b>105</b> | <b>383</b> | <b>41</b> | <b>92</b> | <b>26</b> | <b>3</b> | <b>2</b> | <b>46</b> | <b>4</b> | <b>3</b> | <b>3</b> | <b>29</b> | <b>103</b> | <b>13</b> | <b>8</b> | <b>.339</b> | <b>.297</b> | <b>38</b> |

### COLIN ROBERT PELUSE

RHP

**Born:** Baltimore, Maryland, June 11, 1998; **Home:** Middletown, Delaware

**Bats:** Right; **Throws:** Right; **Height:** 6-3; **Weight:** 230

**Obtained:** Selected in the ninth round of the 2019 First-Year Player Draft

Signed out of Wake Forest University by Neil Avent...entered the 2019 draft as the 12<sup>th</sup>-ranked pitcher out of North Carolina and 236<sup>th</sup> overall by Baseball America.

| Year                       | Club        | W  | L        | ERA         | G        | GS       | SHO      | SV       | IP          | H         | R        | ER       | HR       | HB       | BB       | IBB      | SO        | WP       | BK       |  |
|----------------------------|-------------|--|----------|-------------|----------|----------|----------|----------|-------------|-----------|----------|----------|----------|----------|----------|----------|-----------|----------|----------|--|
| 2019                       | Vermont (A) | 2  | 1        | 2.25        | 8        | 5        | 0        | 0        | 24.0        | 21        | 8        | 6        | 1        | 5        | 6        | 0        | 26        | 0        | 1        |  |
| 2020                       |             | (Minor League Season Canceled – Did Not Pitch) |          |             |          |          |          |          |             |           |          |          |          |          |          |          |           |          |          |  |
| <b>Minor League Totals</b> |             | <b>2</b>                                       | <b>1</b> | <b>2.25</b> | <b>8</b> | <b>5</b> | <b>0</b> | <b>0</b> | <b>24.0</b> | <b>21</b> | <b>8</b> | <b>6</b> | <b>1</b> | <b>5</b> | <b>6</b> | <b>0</b> | <b>26</b> | <b>0</b> | <b>1</b> |  |

### ELVIS ANTONIO PERALTA

IF

**Born:** New York City, New York, December 7, 1996; **Home:** Lawrence, Massachusetts

**Bats:** Left; **Throws:** Right; **Height:** 5-10; **Weight:** 170

**Obtained:** Selected in the 26<sup>th</sup> round of the 2019 First-Year Player Draft

Signed out of Marshall University by Paul Faulk III.

| Year                       | Club        | AVG.  | G         | AB         | R         | H         | 2B       | 3B       | HR       | RBI       | SH       | SF       | HP       | BB        | SO        | SB        | CS       | SLG         | OBP         | E         |
|----------------------------|-------------|---|-----------|------------|-----------|-----------|----------|----------|----------|-----------|----------|----------|----------|-----------|-----------|-----------|----------|-------------|-------------|-----------|
| 2019                       | AZL A's (R) | .282  | 48        | 177        | 41        | 50        | 9        | 1        | 2        | 20        | 3        | 0        | 4        | 30        | 47        | 10        | 6        | .379        | .398        | 15        |
| 2020                       |             | (Minor League Season Canceled – Did Not Play) |           |            |           |           |          |          |          |           |          |          |          |           |           |           |          |             |             |           |
| <b>Minor League Totals</b> |             | <b>.282</b>                                   | <b>48</b> | <b>177</b> | <b>41</b> | <b>50</b> | <b>9</b> | <b>1</b> | <b>2</b> | <b>20</b> | <b>3</b> | <b>0</b> | <b>4</b> | <b>30</b> | <b>47</b> | <b>10</b> | <b>6</b> | <b>.379</b> | <b>.398</b> | <b>15</b> |

### JUNIOR JOSE PEREZ (REYNOSO)

OF

**Born:** San Cristobal, Dominican Republic, July 4, 2001; **Home:** San Cristobal, Dominican Republic

**Bats:** Right; **Throws:** Right; **Height:** 6-1; **Weight:** 200

**Obtained:** Acquired in a trade with San Diego on November 5, 2020 for Jorge Mateo

Originally signed by San Diego as an international free agent on July 4, 2017.

| Year                       | Club           | AVG.  | G          | AB         | R         | H         | 2B        | 3B       | HR        | RBI       | SH       | SF       | HP       | BB        | SO         | SB        | CS       | SLG         | OBP         | E        |
|----------------------------|----------------|---|------------|------------|-----------|-----------|-----------|----------|-----------|-----------|----------|----------|----------|-----------|------------|-----------|----------|-------------|-------------|----------|
| 2018                       | DSL Padres (R) | .176  | 61         | 204        | 26        | 36        | 6         | 2        | 3         | 26        | 0        | 2        | 4        | 53        | 80         | 12        | 5        | .270        | .354        | 4        |
| 2019                       | AZL Padres (R) | .268  | 51         | 238        | 44        | 56        | 14        | 2        | 11        | 39        | 0        | 2        | 3        | 24        | 59         | 11        | 2        | .512        | .349        | 3        |
| 2020                       |                | (Minor League Season Canceled – Did Not Play) |            |            |           |           |           |          |           |           |          |          |          |           |            |           |          |             |             |          |
| <b>Minor League Totals</b> |                | <b>.223</b>                                   | <b>112</b> | <b>501</b> | <b>70</b> | <b>92</b> | <b>20</b> | <b>4</b> | <b>14</b> | <b>65</b> | <b>0</b> | <b>4</b> | <b>7</b> | <b>77</b> | <b>139</b> | <b>23</b> | <b>7</b> | <b>.392</b> | <b>.351</b> | <b>7</b> |

**LEUDENY PINEDA (FIGUERO)****RHP****Born:** Azua, Dominican Republic, January 29, 1996; **Home:** Azua, Dominican Republic**Bats:** Right; **Throws:** Left; **Height:** 5-11; **Weight:** 205**Obtained:** Selected in the 26<sup>th</sup> round of the 2018 First-Year Player Draft

Signed out of ASA College, Miami, by Julio Franco.

| Year                       | Club   | W        | L        | ERA         | G         | GS        | CG       | SHO      | SV       | IP          | H         | R         | ER        | HR       | HB        | BB        | IBB      | SO        | WP        | BK       |
|----------------------------|--|----------|----------|-------------|-----------|-----------|----------|----------|----------|-------------|-----------|-----------|-----------|----------|-----------|-----------|----------|-----------|-----------|----------|
| 2018                       | AZL A's (R)                                    | 1        | 3        | 7.32        | 13        | 1         | 0        | 0        | 0        | 19.2        | 20        | 18        | 16        | 1        | 3         | 14        | 0        | 14        | 5         | 1        |
| 2019                       | AZL A's (R)                                    | 0        | 2        | 4.05        | 6         | 6         | 0        | 0        | 0        | 26.2        | 27        | 19        | 12        | 1        | 3         | 5         | 0        | 28        | 0         | 0        |
|                            | Vermont (A)                                    | 2        | 1        | 7.36        | 7         | 2         | 0        | 0        | 0        | 22.0        | 34        | 21        | 18        | 2        | 5         | 12        | 0        | 19        | 4         | 0        |
|                            | Stockton (A)                                   | 0        | 1        | 11.25       | 1         | 1         | 0        | 0        | 0        | 4.0         | 7         | 5         | 5         | 1        | 0         | 2         | 0        | 3         | 2         | 0        |
| 2020                       | (Minor League Season Canceled – Did Not Pitch) |          |          |             |           |           |          |          |          |             |           |           |           |          |           |           |          |           |           |          |
| <b>Minor League Totals</b> |  | <b>3</b> | <b>7</b> | <b>6.35</b> | <b>27</b> | <b>10</b> | <b>0</b> | <b>0</b> | <b>0</b> | <b>72.1</b> | <b>88</b> | <b>63</b> | <b>51</b> | <b>5</b> | <b>11</b> | <b>33</b> | <b>0</b> | <b>64</b> | <b>11</b> | <b>1</b> |

**ROBERT PUASON (PEREZ)****IF****Born:** La Romana, Dominican Republic, Sept. 11, 2002; **Home:** La Romana, Dominican Republic**Bats:** Both; **Throws:** Right; **Height:** 6-3; **Weight:** 187**Obtained:** Signed as an international free agent on July 2, 2019

Currently ranked Oakland's No. 2 prospect by MLB.com.

| Year                       | Club  | AVG. | G | AB | R | H | 2B | 3B | HR | RBI | SH | SF | HP | BB | SO | SB | CS | SLG | OBP | E |
|----------------------------|---|------|---|----|---|---|----|----|----|-----|----|----|----|----|----|----|----|-----|-----|---|
| 2020                       | (Minor League Season Canceled – Did Not Play) |      |   |    |   |   |    |    |    |     |    |    |    |    |    |    |    |     |     |   |
| <b>Minor League Totals</b> |   |      |   |    |   |   |    |    |    |     |    |    |    |    |    |    |    |     |     |   |

**ZACHARY DAVID RAFUSE****RHP**

Goes by "Zach"

**Born:** Orange Park, Florida, December 3, 1996; **Home:** Baldwin, Florida**Bats:** Right; **Throws:** Right; **Height:** 6-0; **Weight:** 175**Obtained:** Selected in the 35<sup>th</sup> round of the 2019 First Year Player Draft

Signed out of the University of South Carolina Aiken by Neil Avent...was named Second-Team All-Conference in his final collegiate season.

| Year                       | Club   | W        | L        | ERA         | G         | GS       | CG       | SHO      | SV       | IP          | H         | R         | ER        | HR       | HB       | BB        | IBB      | SO        | WP        | BK       |
|----------------------------|--|----------|----------|-------------|-----------|----------|----------|----------|----------|-------------|-----------|-----------|-----------|----------|----------|-----------|----------|-----------|-----------|----------|
| 2017                       | AZL A's (R)                                    | 1        | 1        | 8.10        | 2         | 0        | 0        | 0        | 0        | 3.1         | 3         | 3         | 3         | 0        | 0        | 2         | 0        | 5         | 3         | 0        |
|                            | Vermont (A)                                    | 1        | 1        | 2.21        | 12        | 0        | 0        | 0        | 1        | 20.1        | 15        | 5         | 5         | 1        | 1        | 2         | 0        | 21        | 2         | 1        |
| 2018                       | Vermont (A)                                    | 1        | 1        | 3.46        | 6         | 0        | 0        | 0        | 0        | 13.0        | 12        | 6         | 5         | 2        | 2        | 2         | 0        | 12        | 3         | 0        |
|                            | Beloit (A)                                     | 3        | 3        | 5.52        | 30        | 1        | 0        | 0        | 4        | 45.2        | 50        | 32        | 28        | 4        | 4        | 19        | 0        | 33        | 5         | 1        |
| 2020                       | (Minor League Season Canceled – Did Not Pitch) |          |          |             |           |          |          |          |          |             |           |           |           |          |          |           |          |           |           |          |
| <b>Minor League Totals</b> |  | <b>6</b> | <b>6</b> | <b>4.48</b> | <b>50</b> | <b>1</b> | <b>0</b> | <b>0</b> | <b>5</b> | <b>82.1</b> | <b>80</b> | <b>46</b> | <b>41</b> | <b>7</b> | <b>7</b> | <b>25</b> | <b>0</b> | <b>71</b> | <b>13</b> | <b>2</b> |

**TYLER CHRISTOPHER RAMIREZ****OF****Born:** Chesapeake, Virginia, February 21, 1995; **Home:** Suffolk, Virginia**Bats:** Left; **Throws:** Left; **Height:** 5-9; **Weight:** 185**Obtained:** Selected in the seventh round of the 2016 First-Year Player Draft

Graduated from Cape Henry Collegiate HS (VA)...played at North Carolina, where he was Second Team All-ACC as a junior in 2016...signed by Neil Avent...among A's farmhands, finished 2017 first in walks (73) and on-base percentage (.398), second in hits (148), tied for second in runs scored (80) and third in batting average (.304)... finished 2018 second in hits (147), third in RBI (79), second in doubles (35) and tied for second in walks (62)...in 2019 ranked tied for third in the organization in walks (68).

| Year                       | Club  | AVG.        | G          | AB          | R          | H          | 2B        | 3B        | HR        | RBI        | SH       | SF        | HP        | BB         | SO         | SB        | CS        | SLG         | OBP         | E        |
|----------------------------|---|-------------|------------|-------------|------------|------------|-----------|-----------|-----------|------------|----------|-----------|-----------|------------|------------|-----------|-----------|-------------|-------------|----------|
| 2016                       | AZL A's (R)                                   | .286        | 8          | 28          | 5          | 8          | 3         | 2         | 0         | 8          | 0        | 0         | 0         | 1          | 10         | 1         | 0         | .536        | .310        | 0        |
|                            | Vermont (A)                                   | .220        | 48         | 150         | 22         | 33         | 8         | 1         | 2         | 15         | 0        | 2         | 5         | 19         | 39         | 5         | 0         | .327        | .324        | 2        |
| 2017                       | Stockton (A)                                  | .301        | 76         | 279         | 51         | 84         | 12        | 2         | 7         | 39         | 0        | 2         | 2         | 45         | 80         | 5         | 2         | .434        | .399        | 0        |
|                            | Midland (AA)                                  | .308        | 58         | 208         | 29         | 64         | 11        | 1         | 4         | 24         | 0        | 3         | 4         | 28         | 53         | 3         | 3         | .428        | .395        | 0        |
| 2018                       | Midland (AA)                                  | .287        | 134        | 512         | 73         | 147        | 35        | 4         | 10        | 79         | 2        | 8         | 10        | 62         | 148        | 5         | 4         | .430        | .370        | 4        |
| 2019                       | Midland (AA)                                  | .240        | 79         | 279         | 35         | 67         | 14        | 2         | 5         | 42         | 0        | 3         | 7         | 47         | 89         | 5         | 2         | .358        | .369        | 1        |
|                            | Las Vegas (AAA)                               | .188        | 38         | 117         | 18         | 22         | 4         | 1         | 3         | 18         | 0        | 0         | 1         | 21         | 38         | 0         | 0         | .316        | .317        | 0        |
| 2020                       | (Minor League Season Canceled – Did Not Play) |             |            |             |            |            |           |           |           |            |          |           |           |            |            |           |           |             |             |          |
| <b>Minor League Totals</b> |   | <b>.270</b> | <b>441</b> | <b>1573</b> | <b>233</b> | <b>425</b> | <b>87</b> | <b>13</b> | <b>31</b> | <b>225</b> | <b>2</b> | <b>18</b> | <b>29</b> | <b>223</b> | <b>457</b> | <b>24</b> | <b>11</b> | <b>.401</b> | <b>.367</b> | <b>7</b> |

Goese by "Zac"

**Born:** San Antonio, Texas, January 28, 1993; **Home:** Spring Branch, Texas

**Bats:** Switch; **Throws:** Right; **Height:** 6-3; **Weight:** 185

**Obtained:** Signed as a free agent to a minor league contract, January 31, 2020

Was originally selected by Detroit in the eighth round of the 2013 First-Year Player Draft...was signed by Tigers scout Tim Grieve...earned 2013 NJCAA honorable mention All-America honors after posting a 10-5 record with a 1.95 ERA as a sophomore at Hill Junior College.

| Year                       | Club   | W         | L         | ERA         | G          | GS       | CG       | SHO      | SV        | IP           | H          | R          | ER        | HR        | HB       | BB        | IBB      | SO         | WP        | BK       |
|----------------------------|--|-----------|-----------|-------------|------------|----------|----------|----------|-----------|--------------|------------|------------|-----------|-----------|----------|-----------|----------|------------|-----------|----------|
| 2013                       | Connecticut (A)                                | 1         | 2         | 1.00        | 22         | 1        | 0        | 0        | 10        | 27.0         | 17         | 6          | 3         | 0         | 1        | 6         | 1        | 32         | 2         | 1        |
| 2014                       | West Michigan (A)                              | 4         | 4         | 2.54        | 33         | 0        | 0        | 0        | 11        | 56.2         | 42         | 18         | 16        | 3         | 3        | 17        | 1        | 58         | 2         | 0        |
| 2015                       | Lakeland (A)                                   | 1         | 0         | 0.00        | 7          | 0        | 0        | 0        | 3         | 13.1         | 8          | 0          | 0         | 0         | 1        | 5         | 1        | 8          | 0         | 0        |
|                            | Erie (AA)                                      | 0         | 2         | 10.22       | 9          | 0        | 0        | 0        | 0         | 12.1         | 19         | 16         | 14        | 3         | 0        | 7         | 1        | 9          | 2         | 0        |
| 2016                       | GCL Tigers West (R)                            | 0         | 0         | 0.00        | 4          | 0        | 0        | 0        | 0         | 6.0          | 2          | 0          | 0         | 0         | 0        | 2         | 0        | 8          | 1         | 0        |
|                            | Lakeland (A)                                   | 0         | 0         | 0.00        | 4          | 0        | 0        | 0        | 0         | 5.2          | 2          | 0          | 0         | 0         | 0        | 2         | 0        | 5          | 0         | 0        |
| 2017                       | Lakeland (A)                                   | 1         | 1         | 3.86        | 17         | 0        | 0        | 0        | 0         | 28.0         | 22         | 12         | 12        | 2         | 1        | 6         | 0        | 26         | 4         | 0        |
|                            | Erie (AA)                                      | 1         | 1         | 1.48        | 16         | 0        | 0        | 0        | 1         | 24.1         | 13         | 5          | 4         | 0         | 0        | 8         | 1        | 29         | 0         | 0        |
|                            | Toledo (AAA)                                   | 1         | 0         | 1.59        | 9          | 0        | 0        | 0        | 1         | 11.1         | 7          | 2          | 2         | 0         | 0        | 4         | 0        | 5          | 0         | 0        |
|                            | DETROIT  | 0         | 0         | 7.45        | 10         | 0        | 0        | 0        | 0         | 9.2          | 16         | 8          | 8         | 3         | 0        | 3         | 0        | 5          | 2         | 0        |
| 2018                       | Toledo (AAA)                                   | 5         | 1         | 2.63        | 37         | 0        | 0        | 0        | 6         | 51.1         | 46         | 18         | 15        | 3         | 2        | 16        | 0        | 53         | 2         | 0        |
|                            | DETROIT  | 1         | 0         | 7.59        | 18         | 0        | 0        | 0        | 0         | 21.1         | 28         | 18         | 18        | 5         | 0        | 9         | 2        | 18         | 2         | 0        |
| 2019                       | Toledo (AAA)                                   | 4         | 3         | 4.08        | 34         | 4        | 0        | 0        | 0         | 57.1         | 65         | 28         | 26        | 7         | 0        | 26        | 0        | 51         | 1         | 0        |
|                            | DETROIT  | 0         | 3         | 8.68        | 25         | 1        | 0        | 0        | 0         | 28.0         | 44         | 28         | 27        | 11        | 0        | 16        | 1        | 17         | 1         | 0        |
| 2020                       | (Minor League Season Canceled – Did Not Pitch) |           |           |             |            |          |          |          |           |              |            |            |           |           |          |           |          |            |           |          |
| <b>Minor League Totals</b> |  | <b>18</b> | <b>14</b> | <b>2.82</b> | <b>192</b> | <b>5</b> | <b>0</b> | <b>0</b> | <b>32</b> | <b>293.1</b> | <b>243</b> | <b>105</b> | <b>92</b> | <b>18</b> | <b>8</b> | <b>99</b> | <b>5</b> | <b>284</b> | <b>14</b> | <b>1</b> |
| <b>Major League Totals</b> |  | <b>1</b>  | <b>3</b>  | <b>8.08</b> | <b>53</b>  | <b>1</b> | <b>0</b> | <b>0</b> | <b>0</b>  | <b>59.0</b>  | <b>88</b>  | <b>54</b>  | <b>53</b> | <b>19</b> | <b>0</b> | <b>28</b> | <b>3</b> | <b>40</b>  | <b>5</b>  | <b>0</b> |

KEVIN NORBERTO RICHARDS (PLACIDO)

OF

**Born:** La Romana, Dominican Republic, January 1, 2000; **Home:** La Romana, Dominican Republic

**Bats:** Right; **Throws:** Right; **Height:** 6-2; **Weight:** 175

**Obtained:** Signed as a free agent to a minor league deal on July 2, 2016

Signed by Amaury Reyes.

| Year                       | Club  | AVG.        | G          | AB         | R         | H          | 2B        | 3B       | HR       | RBI       | SH       | SF       | HP       | BB        | SO         | SB        | CS       | SLG         | OBP         | E        |
|----------------------------|---|-------------|------------|------------|-----------|------------|-----------|----------|----------|-----------|----------|----------|----------|-----------|------------|-----------|----------|-------------|-------------|----------|
| 2017                       | DSL A's (R)                                   | .248        | 35         | 101        | 16        | 25         | 0         | 4        | 0        | 10        | 1        | 2        | 2        | 11        | 29         | 10        | 5        | .327        | .328        | 2        |
| 2018                       | AZL A's (R)                                   | .248        | 42         | 121        | 21        | 30         | 6         | 2        | 0        | 13        | 2        | 1        | 1        | 8         | 32         | 7         | 0        | .331        | .298        | 2        |
| 2019                       | Vermont (A)                                   | .228        | 68         | 254        | 20        | 58         | 17        | 1        | 4        | 37        | 2        | 6        | 2        | 37        | 76         | 1         | 1        | .350        | .263        | 3        |
| 2020                       | (Minor League Season Canceled – Did Not Play) |             |            |            |           |            |           |          |          |           |          |          |          |           |            |           |          |             |             |          |
| <b>Minor League Totals</b> |   | <b>.237</b> | <b>145</b> | <b>476</b> | <b>57</b> | <b>113</b> | <b>23</b> | <b>7</b> | <b>4</b> | <b>60</b> | <b>5</b> | <b>9</b> | <b>5</b> | <b>31</b> | <b>137</b> | <b>18</b> | <b>6</b> | <b>.340</b> | <b>.286</b> | <b>7</b> |

JOSÉ FELIX RIVAS (SUAREZ)

C

**Born:** Barquisimeto, Venezuela, August 5, 1998; **Home:** Lara, Venezuela

**Bats:** Right; **Throws:** Right; **Height:** 5-11; **Weight:** 214

**Obtained:** Signed as a free agent to a minor league deal on August 5, 2014

Signed by Ruben Barradas.

| Year                       | Club  | AVG.        | G          | AB         | R         | H          | 2B        | 3B       | HR       | RBI       | SH       | SF       | HP        | BB        | SO         | SB       | CS       | SLG         | OBP         | E         |
|----------------------------|---|-------------|------------|------------|-----------|------------|-----------|----------|----------|-----------|----------|----------|-----------|-----------|------------|----------|----------|-------------|-------------|-----------|
| 2015                       | DSL A's (R)                                   | .223        | 53         | 179        | 11        | 40         | 6         | 0        | 1        | 16        | 2        | 0        | 5         | 24        | 19         | 1        | 0        | .332        | .274        | 6         |
| 2016                       | DSL A's (R)                                   | .230        | 40         | 113        | 12        | 26         | 1         | 0        | 0        | 11        | 1        | 3        | 6         | 17        | 13         | 3        | 0        | .353        | .239        | 2         |
| 2017                       | DSL A's (R)                                   | .248        | 36         | 101        | 12        | 25         | 3         | 1        | 0        | 9         | 0        | 0        | 4         | 12        | 10         | 2        | 2        | .350        | .297        | 3         |
| 2018                       | Vermont (A)                                   | .215        | 45         | 144        | 16        | 31         | 4         | 0        | 2        | 16        | 2        | 1        | 4         | 11        | 25         | 0        | 0        | .285        | .288        | 7         |
| 2019                       | Vermont (A)                                   | .204        | 57         | 191        | 22        | 39         | 7         | 3        | 1        | 14        | 0        | 0        | 8         | 19        | 42         | 2        | 2        | .288        | .303        | 11        |
| 2020                       | (Minor League Season Canceled – Did Not Play) |             |            |            |           |            |           |          |          |           |          |          |           |           |            |          |          |             |             |           |
| <b>Minor League Totals</b> |   | <b>.221</b> | <b>231</b> | <b>728</b> | <b>73</b> | <b>161</b> | <b>21</b> | <b>4</b> | <b>4</b> | <b>66</b> | <b>5</b> | <b>4</b> | <b>27</b> | <b>83</b> | <b>109</b> | <b>8</b> | <b>4</b> | <b>.277</b> | <b>.322</b> | <b>29</b> |

JORGE ALBERTO ROMERO (RIVERA)

OF

**Born:** Carolina, Puerto Rico, May 30, 2000; **Home:** Carolina, Puerto Rico

**Bats:** Right; **Throws:** Right; **Height:** 6-2; **Weight:** 185

**Obtained:** Selected in the 18<sup>th</sup> round of the 2019 First-Year Player Draft

Signed out of Colegio Angel David High School by Carlos Escalera.



| Year                | Club        | AVG.  | G  | AB | R | H | 2B | 3B | HR | RBI | SH | SF | HP | BB | SO | SB | CS | SLG  | OBP  | E |
|---------------------|-------------|---|----|----|---|---|----|----|----|-----|----|----|----|----|----|----|----|------|------|---|
| 2019                | AZL A's (R) | .273  | 12 | 33 | 5 | 9 | 0  | 1  | 1  | 4   | 0  | 0  | 3  | 4  | 15 | 2  | 0  | .424 | .400 | 3 |
| 2020                |             | (Minor League Season Canceled – Did Not Play) |    |    |   |   |    |    |    |     |    |    |    |    |    |    |    |      |      |   |
| Minor League Totals |             | .273  | 12 | 33 | 5 | 9 | 0  | 1  | 1  | 4   | 0  | 0  | 3  | 4  | 15 | 2  | 0  | .424 | .400 | 3 |

### SAMUEL ROMERO (CONTRERAS)

RHP

Goes by "Sam"

**Born:** Phoenix, Arizona, January 1, 1997; **Home:** Phoenix, Arizona

**Bats:** Right; **Throws:** Right; **Height:** 6-2; **Weight:** 195

**Obtained:** Selected in the 40<sup>th</sup> round of the 2019 First-Year Player Draft

Signed out of Arizona State University by Scott Cousins.

| Year                | Club        | W   | L | ERA  | G  | GS | CG | SHO | SV | IP   | H  | R  | ER | HR | HB | BB | IBB | SO | WP | BK |
|---------------------|-------------|---|---|------|----|----|----|-----|----|------|----|----|----|----|----|----|-----|----|----|----|
| 2019                | AZL A's (R) | 2   | 1 | 4.97 | 16 | 0  | 0  | 0   | 3  | 29.0 | 32 | 18 | 16 | 0  | 2  | 10 | 2   | 35 | 8  | 0  |
| 2020                |             | (Minor League Season Canceled – Did Not Play) |   |      |    |    |    |     |    |      |    |    |    |    |    |    |     |    |    |    |
| Minor League Totals |             | 2   | 1 | 4.97 | 16 | 0  | 0  | 0   | 3  | 29.0 | 32 | 18 | 16 | 0  | 2  | 10 | 2   | 35 | 8  | 0  |

### NORGE LUIS RUIZ (LOYOLA)

RHP

**Born:** Havana, Cuba, March 15, 1994; **Home:** Tomball, Cuba

**Bats:** Right; **Throws:** Right; **Height:** 6-0; **Weight:** 185

**Obtained:** Signed as a free agent to a minor league deal on December 22, 2016

Signed by JC De La Cruz...finished 2018 tied for ninth in the organization in innings pitched (134.1) and tied for third in complete games (1).

| Year                | Club            | W  | L  | ERA   | G  | GS | CG | SHO | SV | IP    | H   | R   | ER  | HR | HB | BB | IBB | SO  | WP | BK |
|---------------------|-----------------|--|----|-------|----|----|----|-----|----|-------|-----|-----|-----|----|----|----|-----|-----|----|----|
| 2017                | DSL A's (R)     | 2  | 0  | 0.47  | 4  | 4  | 0  | 0   | 0  | 19.0  | 9   | 1   | 1   | 0  | 0  | 1  | 0   | 14  | 0  | 0  |
|                     | AZL A's (R)     | 0  | 1  | 11.25 | 1  | 1  | 0  | 0   | 0  | 4.0   | 5   | 5   | 5   | 0  | 0  | 2  | 0   | 4   | 0  | 0  |
|                     | Stockton (A)    | 3  | 1  | 5.71  | 8  | 8  | 0  | 0   | 0  | 34.2  | 47  | 26  | 22  | 4  | 2  | 12 | 0   | 24  | 2  | 0  |
| 2018                | Midland (AA)    | 5  | 9  | 4.69  | 21 | 21 | 1  | 0   | 0  | 121.0 | 142 | 66  | 63  | 12 | 10 | 34 | 0   | 76  | 10 | 2  |
|                     | Nashville (AAA) | 1  | 1  | 6.75  | 3  | 2  | 0  | 0   | 0  | 13.1  | 15  | 11  | 10  | 3  | 0  | 4  | 0   | 10  | 0  | 0  |
| 2019                | Midland (AA)    | 0  | 2  | 3.74  | 19 | 0  | 0  | 0   | 1  | 33.2  | 37  | 17  | 14  | 4  | 1  | 9  | 0   | 30  | 2  | 0  |
|                     | Las Vegas (AAA) | 2  | 3  | 9.08  | 19 | 0  | 0  | 0   | 2  | 35.2  | 62  | 39  | 36  | 10 | 4  | 14 | 0   | 24  | 5  | 0  |
| 2020                |                 | (Minor League Season Canceled – Did Not Pitch) |    |       |    |    |    |     |    |       |     |     |     |    |    |    |     |     |    |    |
| Minor League Totals |                 | 13   | 17 | 5.20  | 75 | 36 | 1  | 0   | 3  | 261.1 | 317 | 165 | 151 | 33 | 17 | 76 | 0   | 182 | 19 | 2  |

### SANTIS YOVANY SANCHEZ (BERBERENA)

C

**Born:** Caguas, Puerto Rico, August 21, 1998; **Home:** Las Piedras, Puerto Rico

**Bats:** Right; **Throws:** Right; **Height:** 6-0; **Weight:** 249

**Obtained:** Selected in the sixth round of the 2017 First-Year Player Draft

Signed by Ruben Escalera.

| Year                | Club        | AVG.  | G  | AB  | R  | H  | 2B | 3B | HR | RBI | SH | SF | HP | BB | SO | SB | CS | SLG  | OBP  | E  |
|---------------------|-------------|---|----|-----|----|----|----|----|----|-----|----|----|----|----|----|----|----|------|------|----|
| 2017                | AZL A's (R) | .253  | 30 | 99  | 10 | 25 | 6  | 0  | 0  | 10  | 0  | 1  | 0  | 8  | 31 | 0  | 1  | .313 | .306 | 5  |
| 2018                | AZL A's (R) | .056  | 7  | 18  | 1  | 1  | 0  | 0  | 0  | 1   | 0  | 0  | 0  | 4  | 9  | 0  | 0  | .056 | .227 | 0  |
| 2019                | AZL A's (R) | .318  | 5  | 22  | 5  | 7  | 0  | 0  | 3  | 8   | 0  | 1  | 0  | 4  | 5  | 0  | 0  | .727 | .407 | 0  |
|                     | Beloit (A)  | .168  | 46 | 161 | 10 | 27 | 8  | 0  | 2  | 14  | 0  | 2  | 3  | 12 | 52 | 0  | 0  | .255 | .236 | 8  |
| 2020                |             | (Minor League Season Canceled – Did Not Play) |    |     |    |    |    |    |    |     |    |    |    |    |    |    |    |      |      |    |
| Minor League Totals |             | .200  | 88 | 300 | 26 | 60 | 14 | 0  | 5  | 33  | 0  | 4  | 3  | 28 | 97 | 0  | 1  | .297 | .272 | 13 |

### JHONNY YUSSEF SANTOS (THILL)

OF

**Born:** Puerto Armuelles, Panama, October 2, 1996; **Home:** Puerto Armuelles, Panama

**Bats:** Right; **Throws:** Right; **Height:** 6-0; **Weight:** 180

**Obtained:** Signed as a free agent to a minor league contract, November 12, 2020

Was originally signed by the Marlins as an international free agent, July 2, 2013...was selected by the Mariners in the Triple-A phase of the 2019 Rule 5 draft.

| Year                       | Club  | AVG.        | G          | AB          | R          | H          | 2B        | 3B       | HR        | RBI        | SH        | SF        | HP        | BB         | SO         | SB        | CS        | SLG         | OBP         | E         |
|----------------------------|---|-------------|------------|-------------|------------|------------|-----------|----------|-----------|------------|-----------|-----------|-----------|------------|------------|-----------|-----------|-------------|-------------|-----------|
| 2014                       | DSL Marlins (R)                               | .223        | 65         | 264         | 36         | 59         | 9         | 4        | 0         | 19         | 1         | 7         | 5         | 21         | 35         | 10        | 5         | .288        | .286        | 2         |
| 2015                       | GCL Marlins (R)                               | .301        | 53         | 186         | 24         | 56         | 6         | 0        | 1         | 21         | 0         | 1         | 2         | 14         | 16         | 6         | 4         | .349        | .355        | 2         |
| 2016                       | Greensboro (A)                                | .125        | 7          | 24          | 1          | 3          | 0         | 0        | 0         | 1          | 1         | 0         | 0         | 3          | 5          | 1         | 0         | .125        | .222        | 0         |
|                            | Batavia (A)                                   | .203        | 52         | 192         | 23         | 39         | 8         | 0        | 2         | 9          | 1         | 2         | 1         | 19         | 43         | 6         | 1         | .276        | .276        | 3         |
| 2017                       | Batavia (A)                                   | .276        | 30         | 123         | 18         | 34         | 11        | 0        | 1         | 10         | 2         | 1         | 1         | 6          | 21         | 8         | 0         | .390        | .313        | 0         |
|                            | Greensboro (A)                                | .192        | 31         | 104         | 11         | 20         | 3         | 1        | 0         | 10         | 4         | 1         | 0         | 11         | 21         | 6         | 1         | .240        | .267        | 2         |
| 2018                       | Greensboro (A)                                | .268        | 79         | 265         | 32         | 71         | 17        | 2        | 7         | 35         | 5         | 4         | 4         | 28         | 64         | 15        | 7         | .426        | .342        | 3         |
|                            | Jupiter (A)                                   | .196        | 28         | 102         | 11         | 20         | 4         | 0        | 1         | 9          | 0         | 1         | 1         | 6          | 21         | 4         | 1         | .265        | .245        | 1         |
| 2019                       | Jupiter (A)                                   | .241        | 55         | 174         | 25         | 42         | 8         | 0        | 4         | 19         | 2         | 3         | 3         | 20         | 43         | 12        | 3         | .356        | .325        | 2         |
|                            | New Orleans (AAA)                             | .200        | 2          | 5           | 0          | 1          | 1         | 0        | 0         | 0          | 0         | 0         | 0         | 1          | 0          | 0         | 0         | .400        | .200        | 0         |
| 2020                       |   |             |            |             |            |            |           |          |           |            |           |           |           |            |            |           |           |             |             |           |
|                            | (Minor League Season Canceled – Did Not Play) |             |            |             |            |            |           |          |           |            |           |           |           |            |            |           |           |             |             |           |
| <b>Minor League Totals</b> |   | <b>.240</b> | <b>402</b> | <b>1439</b> | <b>181</b> | <b>345</b> | <b>67</b> | <b>7</b> | <b>16</b> | <b>133</b> | <b>16</b> | <b>20</b> | <b>17</b> | <b>128</b> | <b>270</b> | <b>68</b> | <b>22</b> | <b>.329</b> | <b>.305</b> | <b>15</b> |

### PEDRO MANUEL SANTOS (VAZQUEZ)

RHP

**Born:** Trinidad, Cuba, January 7, 2000; **Home:** Santo Domingo, Dominican Republic

**Bats:** Right; **Throws:** Right; **Height:** 6-4; **Weight:** 205

**Obtained:** Signed as a free agent to a minor league deal on October 17, 2018

Signed by Juan C. De La Cruz.

| Year                       | Club   | W        | L        | ERA         | G         | GS        | CG       | SHO      | SV       | IP          | H         | R         | ER        | HR       | HB       | BB        | IBB      | SO        | WP        | BK       |
|----------------------------|--|----------|----------|-------------|-----------|-----------|----------|----------|----------|-------------|-----------|-----------|-----------|----------|----------|-----------|----------|-----------|-----------|----------|
| 2019                       | AZL A's (R)                                    | 2        | 3        | 4.60        | 15        | 11        | 0        | 0        | 0        | 43.0        | 45        | 27        | 22        | 0        | 6        | 34        | 0        | 49        | 11        | 2        |
| 2020                       |  |          |          |             |           |           |          |          |          |             |           |           |           |          |          |           |          |           |           |          |
|                            | (Minor League Season Canceled – Did Not Pitch) |          |          |             |           |           |          |          |          |             |           |           |           |          |          |           |          |           |           |          |
| <b>Minor League Totals</b> |  | <b>2</b> | <b>3</b> | <b>4.60</b> | <b>15</b> | <b>11</b> | <b>0</b> | <b>0</b> | <b>0</b> | <b>43.0</b> | <b>45</b> | <b>27</b> | <b>22</b> | <b>0</b> | <b>6</b> | <b>34</b> | <b>0</b> | <b>49</b> | <b>11</b> | <b>2</b> |

### DALTON JAMES SAWYER

LHP

**Born:** Minneapolis, Minnesota, November 22, 1993; **Home:** Waconia, Minnesota

**Bats:** Left; **Throws:** Left; **Height:** 6-5; **Weight:** 212

**Obtained:** Selected in the ninth round of the 2016 First-Year Player Draft

Graduated from Waconia HS (MN)...played collegiately at Minnesota...was Second Team All-Big 10 as a senior in 2016...signed by Kevin Mello...among A's farmhands, finished 2017 third in strikeouts (140), fourth in wins (9), fifth in ERA (3.58) and sixth in innings pitched (130.2)...missed all of 2018 and 2019 due to injury.

| Year                       | Club  | W        | L         | ERA         | G         | GS        | CG       | SHO      | SV       | IP           | H          | R         | ER        | HR        | HB       | BB        | IBB      | SO         | WP       | BK       |
|----------------------------|---|----------|-----------|-------------|-----------|-----------|----------|----------|----------|--------------|------------|-----------|-----------|-----------|----------|-----------|----------|------------|----------|----------|
| 2016                       | Vermont (A)                                   | 0        | 3         | 3.38        | 14        | 0         | 0        | 0        | 3        | 18.2         | 15         | 9         | 7         | 1         | 2        | 10        | 1        | 26         | 2        | 0        |
| 2017                       | Beloit (A)                                    | 4        | 3         | 2.25        | 12        | 8         | 1        | 0        | 1        | 56.0         | 34         | 15        | 14        | 3         | 2        | 21        | 0        | 64         | 2        | 3        |
|                            | Stockton (A)                                  | 5        | 5         | 3.68        | 13        | 11        | 0        | 0        | 0        | 66.0         | 67         | 29        | 27        | 12        | 5        | 20        | 0        | 74         | 3        | 0        |
|                            | Nashville (AAA)                               | 0        | 1         | 11.42       | 2         | 2         | 0        | 0        | 0        | 8.2          | 12         | 11        | 11        | 3         | 0        | 6         | 0        | 2          | 0        | 0        |
| 2018                       |   |          |           |             |           |           |          |          |          |              |            |           |           |           |          |           |          |            |          |          |
|                            | (Injured – Did Not Play)                      |          |           |             |           |           |          |          |          |              |            |           |           |           |          |           |          |            |          |          |
| 2019                       |   |          |           |             |           |           |          |          |          |              |            |           |           |           |          |           |          |            |          |          |
|                            | (Injured – Did Not Play)                      |          |           |             |           |           |          |          |          |              |            |           |           |           |          |           |          |            |          |          |
| 2020                       |   |          |           |             |           |           |          |          |          |              |            |           |           |           |          |           |          |            |          |          |
|                            | (Minor League Season Canceled – Did Not Play) |          |           |             |           |           |          |          |          |              |            |           |           |           |          |           |          |            |          |          |
| <b>Minor League Totals</b> |   | <b>9</b> | <b>12</b> | <b>3.56</b> | <b>41</b> | <b>21</b> | <b>1</b> | <b>0</b> | <b>4</b> | <b>149.1</b> | <b>128</b> | <b>64</b> | <b>59</b> | <b>19</b> | <b>9</b> | <b>57</b> | <b>1</b> | <b>166</b> | <b>7</b> | <b>3</b> |

### TYRELL JAMES SCHOFIELD-SAM

IF

Goes by "T.J."

**Born:** Mississauga, Canada, June 20, 2001; **Home:** Brampton, Canada

**Bats:** Left; **Throws:** Right; **Height:** 6-1; **Weight:** 187

**Obtained:** Selected in the 12<sup>th</sup> round of the 2019 First-Year Player Draft

Signed out of North Park Secondary School by Matthew Higginson...was the No. 7-ranked Canadian prospect prior to the 2019 draft according to Baseball America...won the Bronze Medal with Canada's Junior National Team at the 2018 U18 Pan Am baseball championship.

| Year                       | Club  | AVG.        | G         | AB        | R         | H         | 2B       | 3B       | HR       | RBI      | SH       | SF       | HP       | BB        | SO        | SB       | CS       | SLG         | OBP         | E        |
|----------------------------|---|-------------|-----------|-----------|-----------|-----------|----------|----------|----------|----------|----------|----------|----------|-----------|-----------|----------|----------|-------------|-------------|----------|
| 2019                       | AZL A's (R)                                   | .203        | 22        | 74        | 10        | 15        | 2        | 0        | 0        | 6        | 0        | 0        | 0        | 11        | 18        | 1        | 0        | .230        | .306        | 8        |
| 2020                       |   |             |           |           |           |           |          |          |          |          |          |          |          |           |           |          |          |             |             |          |
|                            | (Minor League Season Canceled – Did Not Play) |             |           |           |           |           |          |          |          |          |          |          |          |           |           |          |          |             |             |          |
| <b>Minor League Totals</b> |   | <b>.203</b> | <b>22</b> | <b>74</b> | <b>10</b> | <b>15</b> | <b>2</b> | <b>0</b> | <b>0</b> | <b>6</b> | <b>0</b> | <b>0</b> | <b>0</b> | <b>11</b> | <b>18</b> | <b>1</b> | <b>0</b> | <b>.230</b> | <b>.306</b> | <b>8</b> |

Goes by "Max"

**Born:** Kalamazoo, Michigan, June 11, 1997; **Home:** Portage, Michigan

**Bats:** Right; **Throws:** Right; **Height:** 5-11; **Weight:** 190

**Obtained:** Selected in the 20<sup>th</sup> round of the 2018 First-Year Player Draft

Signed out of Eastern Michigan University by Richard Sparks.

| Year                       | Club        | AVG.  | G          | AB         | R         | H          | 2B        | 3B       | HR       | RBI       | SH       | SF       | HP        | BB        | SO         | SB        | CS        | SLG         | OBP         | E         |
|----------------------------|-------------|---|------------|------------|-----------|------------|-----------|----------|----------|-----------|----------|----------|-----------|-----------|------------|-----------|-----------|-------------|-------------|-----------|
| 2018                       | Vermont (A) | .195  | 45         | 123        | 19        | 24         | 1         | 0        | 0        | 6         | 0        | 2        | 9         | 13        | 31         | 11        | 1         | .203        | .313        | 7         |
| 2019                       | Beloit (A)  | .256  | 94         | 340        | 57        | 87         | 29        | 1        | 3        | 35        | 2        | 2        | 14        | 30        | 75         | 25        | 11        | .374        | .339        | 14        |
| 2020                       |             | (Minor League Season Canceled – Did Not Play) |            |            |           |            |           |          |          |           |          |          |           |           |            |           |           |             |             |           |
| <b>Minor League Totals</b> |             | <b>.240</b>                                   | <b>139</b> | <b>463</b> | <b>76</b> | <b>111</b> | <b>30</b> | <b>1</b> | <b>3</b> | <b>41</b> | <b>2</b> | <b>4</b> | <b>23</b> | <b>43</b> | <b>106</b> | <b>36</b> | <b>12</b> | <b>.328</b> | <b>.332</b> | <b>21</b> |

## JEFFREY JAMES SCHWARZ

C

Goes by "JJ"

**Born:** Palm Beach Gardens, Florida, March 28, 1996; **Home:** Palm Beach Gardens, Florida

**Bats:** Right; **Throws:** Right; **Height:** 6-1; **Weight:** 205

**Obtained:** Selected in the eighth round of the 2018 First-Year Player Draft

Signed out of the University of Florida by Trevor Schaffner.

| Year                       | Club         | AVG.  | G         | AB         | R         | H         | 2B       | 3B       | HR       | RBI       | SH       | SF       | HP       | BB        | SO        | SB       | CS       | SLG         | OBP         | E        |
|----------------------------|--------------|---|-----------|------------|-----------|-----------|----------|----------|----------|-----------|----------|----------|----------|-----------|-----------|----------|----------|-------------|-------------|----------|
| 2018                       | AZL A's (R)  | .389  | 7         | 18         | 5         | 7         | 3        | 0        | 0        | 4         | 0        | 0        | 1        | 6         | 1         | 0        | 0        | .556        | .560        | 1        |
|                            | Vermont (A)  | .230  | 18        | 61         | 7         | 14        | 2        | 1        | 0        | 6         | 0        | 1        | 1        | 10        | 17        | 0        | 0        | .295        | .342        | 3        |
| 2019                       | Beloit (A)   | .179  | 24        | 78         | 6         | 14        | 1        | 0        | 3        | 11        | 0        | 3        | 1        | 10        | 21        | 0        | 0        | .308        | .272        | 3        |
|                            | Stockton (A) | .109  | 20        | 64         | 2         | 7         | 1        | 0        | 0        | 3         | 0        | 0        | 0        | 7         | 19        | 0        | 0        | .125        | .197        | 1        |
| 2020                       |              | (Minor League Season Canceled – Did Not Play) |           |            |           |           |          |          |          |           |          |          |          |           |           |          |          |             |             |          |
| <b>Minor League Totals</b> |              | <b>.190</b>                                   | <b>69</b> | <b>221</b> | <b>20</b> | <b>42</b> | <b>7</b> | <b>1</b> | <b>3</b> | <b>24</b> | <b>0</b> | <b>4</b> | <b>3</b> | <b>33</b> | <b>58</b> | <b>0</b> | <b>0</b> | <b>.271</b> | <b>.299</b> | <b>8</b> |

## SHANE THOMAS SELMAN

OF

**Born:** Beaumont, Texas, August 30, 1996; **Home:** Crystal Beach, Texas

**Bats:** Right; **Throws:** Left; **Height:** 5-11; **Weight:** 195

**Obtained:** Selected in the 21<sup>st</sup> round of the 2019 First-Year Player Draft

Signed out of McNeese State University by Kelcey Mucker...selected in the 39<sup>th</sup> round of the 2018 First-Year Player Draft by the Boston Red Sox but did not sign.

| Year                       | Club        | AVG.  | G         | AB         | R         | H         | 2B       | 3B       | HR       | RBI       | SH       | SF       | HP       | BB        | SO        | SB       | CS       | SLG         | OBP         | E        |
|----------------------------|-------------|---|-----------|------------|-----------|-----------|----------|----------|----------|-----------|----------|----------|----------|-----------|-----------|----------|----------|-------------|-------------|----------|
| 2019                       | AZL A's (R) | .351  | 10        | 37         | 10        | 13        | 1        | 0        | 0        | 9         | 0        | 4        | 1        | 7         | 2         | 0        | 1        | .378        | .429        | 1        |
|                            | Vermont (A) | .140  | 36        | 107        | 10        | 15        | 6        | 1        | 0        | 6         | 0        | 1        | 2        | 13        | 30        | 0        | 0        | .215        | .244        | 0        |
| 2020                       |             | (Minor League Season Canceled – Did Not Play) |           |            |           |           |          |          |          |           |          |          |          |           |           |          |          |             |             |          |
| <b>Minor League Totals</b> |             | <b>.194</b>                                   | <b>46</b> | <b>144</b> | <b>20</b> | <b>28</b> | <b>7</b> | <b>1</b> | <b>0</b> | <b>15</b> | <b>0</b> | <b>5</b> | <b>3</b> | <b>20</b> | <b>32</b> | <b>0</b> | <b>1</b> | <b>.257</b> | <b>.297</b> | <b>1</b> |

## SETH GRIFFIN SHUMAN

RHP

**Born:** Valdosta, Georgia, December 1, 1997; **Home:** Valdosta, Georgia

**Bats:** Right; **Throws:** Right; **Height:** 6-1; **Weight:** 205

**Obtained:** Selected in the sixth round of the 2019 First-Year Player Draft

Signed out of Georgia Southern University by Jemel Spearman...selected in the 39<sup>th</sup> round of the 2016 First-Year Player Draft by the Baltimore Orioles but did not sign...was named Preseason All-Sun Belt Conference in 2018 and 2019.

| Year                       | Club        | W  | L        | ERA         | G         | GS       | CG       | SHO      | SV       | IP          | H         | R         | ER        | HR       | HB       | BB       | IBB      | SO        | WP       | BK       |
|----------------------------|-------------|--|----------|-------------|-----------|----------|----------|----------|----------|-------------|-----------|-----------|-----------|----------|----------|----------|----------|-----------|----------|----------|
| 2019                       | Vermont (A) | 0  | 3        | 2.39        | 11        | 8        | 0        | 0        | 0        | 37.2        | 34        | 14        | 10        | 2        | 1        | 9        | 0        | 21        | 1        | 0        |
| 2020                       |             | (Minor League Season Canceled – Did Not Pitch) |          |             |           |          |          |          |          |             |           |           |           |          |          |          |          |           |          |          |
| <b>Minor League Totals</b> |             | <b>0</b>                                       | <b>3</b> | <b>2.39</b> | <b>11</b> | <b>8</b> | <b>0</b> | <b>0</b> | <b>0</b> | <b>37.2</b> | <b>34</b> | <b>14</b> | <b>10</b> | <b>2</b> | <b>1</b> | <b>9</b> | <b>0</b> | <b>21</b> | <b>1</b> | <b>0</b> |

## WILLIAM COLE SIMONEIT

C

**Born:** Park Ridge, Illinois, October 14, 1996; **Home:** Glen Ellyn, Illinois

**Bats:** Right; **Throws:** Right; **Height:** 6-4; **Weight:** 225

**Obtained:** Signed as a non-drafted free agent on June 22, 2020

Signed out of Wake Forest...spent four seasons at Cornell University, earning All-Ivy League honors his final three seasons...transferred to Wake Forest as a graduate student.

| Year | Club | AVG. | G | AB | R | H | 2B | 3B | HR | RBI | SH | SF | HP | BB | SO | SB | CS | SLG | OBP | E |   |
|------|------|------|---|----|---|---|----|----|----|-----|----|----|----|----|----|----|----|-----|-----|---|---|
| 2020 |      |      |   |    |   |   |    |    |    |     |    |    |    |    |    |    |    |     |     |   | (Minor League Season Canceled – Did Not Play) |

Minor League Totals

**JACOB DANIEL SUDDLESON**

OF

Goes by “Jake”

**Born:** Los Angeles, California, December 30, 1997; **Home:** Pacific Palisades, California

**Bats:** Right; **Throws:** Right; **Height:** 6-3; **Weight:** 210

**Obtained:** Signed as a non-drafted free agent on July 6, 2020

Signed out of Harvard University by Roland Vaughn...earned Ivy League Player of the Year honors in 2019.

| Year | Club | AVG. | G | AB | R | H | 2B | 3B | HR | RBI | SH | SF | HP | BB | SO | SB | CS | SLG | OBP | E |   |
|------|------|------|---|----|---|---|----|----|----|-----|----|----|----|----|----|----|----|-----|-----|---|---|
| 2020 |      |      |   |    |   |   |    |    |    |     |    |    |    |    |    |    |    |     |     |   | (Minor League Season Canceled – Did Not Play) |

Minor League Totals

**SKYLAR AUSTIN SZYNSKI**

RHP

**Born:** South Bend, Indiana, July 14, 1997; **Home:** Granger, Indiana

**Bats:** Left; **Throws:** Right; **Height:** 6-2; **Weight:** 215

**Obtained:** Selected in the fourth round of the 2016 First-Year Player Draft

Graduated from Penn HS (IN)...signed by Rich Sparks...missed all of 2017, 2018 and 2019 due to injury.

| Year | Club        | W | L | ERA  | G | GS | CG | SHO | SV | IP   | H  | R  | ER | HR | HB | BB | IBB | SO | WP | BK |  |
|------|-------------|---|---|------|---|----|----|-----|----|------|----|----|----|----|----|----|-----|----|----|----|--|
| 2016 | AZL A's (R) | 0 | 3 | 8.10 | 7 | 7  | 0  | 0   | 0  | 13.1 | 16 | 14 | 12 | 1  | 1  | 4  | 0   | 8  | 5  | 0  |  |
| 2017 |             |   |   |      |   |    |    |     |    |      |    |    |    |    |    |    |     |    |    |    | (Injured – Did Not Play)                       |
| 2018 |             |   |   |      |   |    |    |     |    |      |    |    |    |    |    |    |     |    |    |    | (Injured – Did Not Play)                       |
| 2019 |             |   |   |      |   |    |    |     |    |      |    |    |    |    |    |    |     |    |    |    | (Injured – Did Not Play)                       |
| 2020 |             |   |   |      |   |    |    |     |    |      |    |    |    |    |    |    |     |    |    |    | (Minor League Season Canceled – Did Not Pitch) |

Minor League Totals

**COLLIN AKIRA THEROUX**

C

**Born:** San Mateo, California, May 10, 1994; **Home:** San Mateo, California

**Bats:** Right; **Throws:** Right; **Height:** 6-1; **Weight:** 217

**Obtained:** Selected in the 32<sup>nd</sup> round of the 2016 First-Year Player Draft

Signed out of Oklahoma State University as a four-year junior by Al Skorupa.

| Year | Club            | AVG. | G  | AB  | R  | H  | 2B | 3B | HR | RBI | SH | SF | HP | BB | SO  | SB | CS | SLG  | OBP  | E |
|------|-----------------|------|----|-----|----|----|----|----|----|-----|----|----|----|----|-----|----|----|------|------|---|
| 2016 | AZL A's (R)     | .156 | 11 | 32  | 4  | 5  | 4  | 0  | 0  | 4   | 0  | 0  | 3  | 4  | 14  | 0  | 0  | .308 | .281 | 0 |
|      | Beloit (A)      | .000 | 7  | 21  | 0  | 0  | 0  | 0  | 0  | 0   | 0  | 0  | 0  | 2  | 15  | 1  | 0  | .087 | .000 | 2 |
| 2017 | Beloit (A)      | .147 | 84 | 273 | 34 | 40 | 11 | 0  | 13 | 30  | 0  | 0  | 0  | 38 | 143 | 1  | 0  | .251 | .330 | 9 |
| 2018 | Stockton (A)    | .181 | 73 | 227 | 34 | 41 | 6  | 2  | 12 | 32  | 2  | 2  | 3  | 43 | 101 | 3  | 1  | .383 | .316 | 3 |
| 2019 | Midland (AA)    | .180 | 93 | 306 | 42 | 55 | 13 | 0  | 12 | 36  | 1  | 4  | 4  | 49 | 178 | 0  | 0  | .340 | .298 | 8 |
|      | Las Vegas (AAA) | .167 | 5  | 18  | 1  | 3  | 1  | 0  | 0  | 0   | 0  | 0  | 0  | 0  | 12  | 0  | 0  | .222 | .167 | 0 |

2020 (Minor League Season Canceled – Did Not Play)

Minor League Totals

**SHOHEI TOMIOKA**

RHP

**Born:** Kurobe, Japan, February 29, 1996; **Home:** Kurobe, Japan

**Bats:** Right; **Throws:** Right; **Height:** 6-0; **Weight:** 190

**Obtained:** Signed as a minor league free agent on February 6, 2020

Signed by Toshiyuki Tomizuka.

| Year | Club | W | L | ERA | G | GS | CG | SHO | SV | IP | H | R | ER | HR | HB | BB | IBB | SO | WP | BK |  |
|------|------|---|---|-----|---|----|----|-----|----|----|---|---|----|----|----|----|-----|----|----|----|--|
| 2020 |      |   |   |     |   |    |    |     |    |    |   |   |    |    |    |    |     |    |    |    | (Minor League Season Canceled – Did Not Pitch) |

Minor League Totals

**OSCAR EDUARDO TOVAR (MOTA)**

RHP

**Born:** Puerto La Cruz, Venezuela, March 19, 1998; **Home:** Caicara de Maturin, Venezuela

**Bats:** Right; **Throws:** Right; **Height:** 5-11; **Weight:** 225

**Obtained:** Signed as a non-drafted free agent, July 18, 2014

Signed by JC De La Cruz, Amauris Reyes and Pablo Marmol...missed 2019 due to suspension.

| Year                       | Club        | W   | L         | ERA         | G         | GS        | CG       | SHO      | SV       | IP           | H          | R         | ER        | HR       | HB        | BB        | IBB      | SO         | WP        | BK       |
|----------------------------|-------------|---|-----------|-------------|-----------|-----------|----------|----------|----------|--------------|------------|-----------|-----------|----------|-----------|-----------|----------|------------|-----------|----------|
| 2015                       | DSL A's (R) | 3   | 5         | 2.60        | 13        | 11        | 0        | 0        | 0        | 55.1         | 35         | 25        | 16        | 0        | 6         | 22        | 0        | 26         | 8         | 0        |
| 2016                       | AZL A's (R) | 3   | 2         | 3.56        | 10        | 5         | 0        | 0        | 0        | 43.0         | 41         | 20        | 17        | 0        | 3         | 17        | 0        | 31         | 8         | 1        |
| 2017                       | Vermont (A) | 3   | 2         | 3.46        | 15        | 8         | 0        | 0        | 2        | 65.0         | 58         | 29        | 25        | 4        | 7         | 26        | 0        | 45         | 6         | 2        |
| 2018                       | Vermont (A) | 4   | 1         | 2.03        | 16        | 0         | 0        | 0        | 1        | 26.2         | 23         | 13        | 6         | 0        | 0         | 13        | 0        | 29         | 4         | 1        |
| 2019                       |             | (Suspended – Did Not Pitch)                   |           |             |           |           |          |          |          |              |            |           |           |          |           |           |          |            |           |          |
| 2020                       |             | (Minor League Season Canceled – Did Not Play) |           |             |           |           |          |          |          |              |            |           |           |          |           |           |          |            |           |          |
| <b>Minor League Totals</b> |             | <b>13</b>                                     | <b>10</b> | <b>4.12</b> | <b>54</b> | <b>24</b> | <b>0</b> | <b>0</b> | <b>3</b> | <b>190.0</b> | <b>157</b> | <b>87</b> | <b>64</b> | <b>4</b> | <b>16</b> | <b>78</b> | <b>0</b> | <b>131</b> | <b>26</b> | <b>4</b> |

### COOPER STEVEN UHL

C

**Born:** Newport Beach, California, October 19, 1997; **Home:** Mission Viejo, California

**Bats:** Right; **Throws:** Right; **Height:** 5-10; **Weight:** 198

**Obtained:** Signed as a non-drafted free agent on June 29, 2020

Signed out of Loyola Marymount University by Dillon Tung...earned WCC Defensive Player of the Year honors as a sophomore.

| Year                       | Club | AVG.  | G | AB | R | H | 2B | 3B | HR | RBI | SH | SF | HP | BB | SO | SB | CS | SLG | OBP | E |
|----------------------------|------|---|---|----|---|---|----|----|----|-----|----|----|----|----|----|----|----|-----|-----|---|
| 2020                       |      | (Minor League Season Canceled – Did Not Play) |   |    |   |   |    |    |    |     |    |    |    |    |    |    |    |     |     |   |
| <b>Minor League Totals</b> |      |   |   |    |   |   |    |    |    |     |    |    |    |    |    |    |    |     |     |   |

### SAHID VALENZUELA (CASTILLO)

IF

**Born:** Yuma, Arizona, September 16, 1997; **Home:** Somerton, Arizona

**Bats:** Both; **Throws:** Right; **Height:** 5-8; **Weight:** 165

**Obtained:** Selected in the 13<sup>th</sup> round of the 2019 First-Year Player Draft

Signed out of the Cal State Fullerton by Anthony Aliotti...did not play after signing due to injury.

| Year                       | Club | AVG.  | G | AB | R | H | 2B | 3B | HR | RBI | SH | SF | HP | BB | SO | SB | CS | SLG | OBP | E |
|----------------------------|------|---|---|----|---|---|----|----|----|-----|----|----|----|----|----|----|----|-----|-----|---|
| 2019                       |      | (Injured – Did Not Play)                      |   |    |   |   |    |    |    |     |    |    |    |    |    |    |    |     |     |   |
| 2020                       |      | (Minor League Season Canceled – Did Not Play) |   |    |   |   |    |    |    |     |    |    |    |    |    |    |    |     |     |   |
| <b>Minor League Totals</b> |      |   |   |    |   |   |    |    |    |     |    |    |    |    |    |    |    |     |     |   |

### COBIE FLETCHER VANCE

IF

**Born:** Orange Park, Florida, August 24, 1997; **Home:** Fayetteville, North Carolina

**Bats:** Right; **Throws:** Right; **Height:** 5-6; **Weight:** 195

**Obtained:** Selected in the 18<sup>th</sup> round of the 2018 First-Year Player Draft

Signed out of the University of Alabama, Tuscaloosa by Anthony Aloisi.

| Year                       | Club         | AVG.  | G          | AB         | R         | H          | 2B        | 3B       | HR       | RBI       | SH       | SF       | HP       | BB        | SO        | SB       | CS       | SLG         | OBP         | E         |
|----------------------------|--------------|---|------------|------------|-----------|------------|-----------|----------|----------|-----------|----------|----------|----------|-----------|-----------|----------|----------|-------------|-------------|-----------|
| 2018                       | AZL A's (R)  | .304  | 24         | 56         | 8         | 17         | 2         | 2        | 1        | 10        | 0        | 0        | 0        | 5         | 5         | 1        | 0        | .464        | .361        | 3         |
|                            | Stockton (A) | .229  | 27         | 96         | 9         | 22         | 1         | 0        | 0        | 4         | 0        | 0        | 2        | 3         | 16        | 1        | 1        | .240        | .267        | 4         |
| 2019                       | Beloit (A)   | .232  | 85         | 293        | 39        | 68         | 18        | 0        | 1        | 28        | 0        | 7        | 6        | 39        | 59        | 4        | 1        | .304        | .328        | 12        |
| 2020                       |              | (Minor League Season Canceled – Did Not Play) |            |            |           |            |           |          |          |           |          |          |          |           |           |          |          |             |             |           |
| <b>Minor League Totals</b> |              | <b>.240</b>                                   | <b>136</b> | <b>445</b> | <b>56</b> | <b>107</b> | <b>21</b> | <b>2</b> | <b>2</b> | <b>42</b> | <b>0</b> | <b>7</b> | <b>8</b> | <b>47</b> | <b>80</b> | <b>6</b> | <b>2</b> | <b>.310</b> | <b>.320</b> | <b>19</b> |

### YERDELLUIS VARGAS (MENA)

IF

Goes by "Yerdel"

**Born:** Santo Domingo, Dominican Republic, February 17, 2000; **Home:** Santo Domingo, Dominican Republic

**Bats:** Right; **Throws:** Right; **Height:** 5-11; **Weight:** 181

**Obtained:** Signed as a free agent to a minor league deal on July 2, 2016

Signed by Rigoberto De Los Santos.

| Year                       | Club        | AVG.  | G          | AB         | R         | H         | 2B        | 3B       | HR       | RBI       | SH       | SF       | HP       | BB        | SO         | SB       | CS       | SLG         | OBP         | E         |
|----------------------------|-------------|---|------------|------------|-----------|-----------|-----------|----------|----------|-----------|----------|----------|----------|-----------|------------|----------|----------|-------------|-------------|-----------|
| 2017                       | DSL A's (R) | .173  | 13         | 52         | 6         | 9         | 0         | 0        | 0        | 6         | 1        | 1        | 2        | 0         | 15         | 1        | 0        | .173        | .200        | 1         |
|                            | AZL A's (R) | .208  | 39         | 144        | 13        | 30        | 6         | 4        | 0        | 13        | 1        | 2        | 4        | 6         | 36         | 3        | 4        | .306        | .256        | 15        |
| 2018                       | AZL A's (R) | .180  | 19         | 61         | 15        | 11        | 1         | 2        | 0        | 4         | 1        | 0        | 0        | 14        | 20         | 3        | 1        | .262        | .333        | 8         |
| 2019                       | Vermont (A) | .158  | 60         | 196        | 20        | 31        | 5         | 0        | 4        | 20        | 1        | 0        | 2        | 19        | 73         | 1        | 1        | .245        | .240        | 11        |
| 2020                       |             | (Minor League Season Canceled – Did Not Play) |            |            |           |           |           |          |          |           |          |          |          |           |            |          |          |             |             |           |
| <b>Minor League Totals</b> |             | <b>.179</b>                                   | <b>131</b> | <b>453</b> | <b>54</b> | <b>81</b> | <b>12</b> | <b>6</b> | <b>4</b> | <b>43</b> | <b>4</b> | <b>3</b> | <b>8</b> | <b>39</b> | <b>144</b> | <b>8</b> | <b>6</b> | <b>.258</b> | <b>.254</b> | <b>35</b> |

**ROBIN ANTONIO VAZQUEZ (VALLEJO)****RHP****Born:** Sabana Grande de Palenque, Dominican Republic, April 15, 1998; **Home:** Sabana Grande de Palenque, Dominican Republic**Bats:** Right; **Throws:** Right; **Height:** 6-2; **Weight:** 187**Obtained:** Signed as a free agent to a minor league deal on July 2, 2018

Signed by Wilfredo Magallanes.

| Year                       | Club        | W  | L        | ERA         | G         | GS        | CG       | SHO      | SV       | IP          | H         | R         | ER        | HR       | HB        | BB        | IBB      | SO        | WP        | BK       |
|----------------------------|-------------|--|----------|-------------|-----------|-----------|----------|----------|----------|-------------|-----------|-----------|-----------|----------|-----------|-----------|----------|-----------|-----------|----------|
| 2018                       | DSL A's (R) | 1  | 3        | 2.33        | 8         | 4         | 0        | 0        | 1        | 27.0        | 21        | 12        | 7         | 0        | 4         | 14        | 0        | 16        | 4         | 0        |
| 2019                       | AZL A's (R) | 1  | 1        | 5.66        | 14        | 10        | 0        | 0        | 0        | 49.1        | 58        | 40        | 31        | 6        | 9         | 18        | 0        | 62        | 11        | 1        |
| 2020                       |             | (Minor League Season Canceled – Did Not Pitch) |          |             |           |           |          |          |          |             |           |           |           |          |           |           |          |           |           |          |
| <b>Minor League Totals</b> |             | <b>2</b>                                       | <b>4</b> | <b>4.48</b> | <b>22</b> | <b>14</b> | <b>0</b> | <b>0</b> | <b>1</b> | <b>76.1</b> | <b>79</b> | <b>52</b> | <b>38</b> | <b>6</b> | <b>13</b> | <b>32</b> | <b>0</b> | <b>78</b> | <b>15</b> | <b>1</b> |

**AUSTIN JOSEPH WAHL****RHP****Born:** Silver Spring, Maryland, May 16, 1995; **Home:** Hollister, California**Bats:** Right; **Throws:** Right; **Height:** 6-4; **Weight:** 195**Obtained:** Selected in the 23<sup>rd</sup> round of the 2019 First-Year Player Draft

Signed out of Cal State Monterey Bay by Kevin Mello...walked onto the Cornell University baseball team before transferring to CSU Monterey Bay.

| Year                       | Club        | W  | L        | ERA          | G         | GS       | CG       | SHO      | SV       | IP          | H         | R         | ER        | HR       | HB       | BB        | IBB      | SO        | WP        | BK       |
|----------------------------|-------------|--|----------|--------------|-----------|----------|----------|----------|----------|-------------|-----------|-----------|-----------|----------|----------|-----------|----------|-----------|-----------|----------|
| 2019                       | AZL A's (R) | 2  | 0        | 10.80        | 18        | 0        | 0        | 0        | 0        | 21.2        | 30        | 28        | 26        | 1        | 4        | 21        | 1        | 27        | 14        | 0        |
| 2020                       |             | (Minor League Season Canceled – Did Not Pitch) |          |              |           |          |          |          |          |             |           |           |           |          |          |           |          |           |           |          |
| <b>Minor League Totals</b> |             | <b>2</b>                                       | <b>0</b> | <b>10.80</b> | <b>18</b> | <b>0</b> | <b>0</b> | <b>0</b> | <b>0</b> | <b>21.2</b> | <b>30</b> | <b>28</b> | <b>26</b> | <b>1</b> | <b>4</b> | <b>21</b> | <b>1</b> | <b>27</b> | <b>14</b> | <b>0</b> |

**JAKE MATTHEW WALKINSHAW****RHP****Born:** Seymour, Connecticut, July 7, 1996; **Home:** Seymour, Connecticut**Bats:** Right; **Throws:** Right; **Height:** 6-3; **Weight:** 195**Obtained:** Selected in the 36<sup>th</sup> round of the 2019 First-Year Player Draft

Signed out of Southern New Hampshire University by Ronald Vaughn...earned First-Team D2CCA East All-Region and First-Team Northeast-10 All-Conference honors in 2019.

| Year                       | Club        | W  | L        | ERA         | G         | GS       | CG       | SHO      | SV       | IP          | H         | R         | ER       | HR       | HB       | BB       | IBB      | SO        | WP       | BK       |
|----------------------------|-------------|--|----------|-------------|-----------|----------|----------|----------|----------|-------------|-----------|-----------|----------|----------|----------|----------|----------|-----------|----------|----------|
| 2019                       | AZL A's (R) | 2  | 0        | 3.28        | 18        | 0        | 0        | 0        | 1        | 24.2        | 26        | 11        | 9        | 1        | 1        | 4        | 0        | 29        | 6        | 0        |
| 2020                       |             | (Minor League Season Canceled – Did Not Pitch) |          |             |           |          |          |          |          |             |           |           |          |          |          |          |          |           |          |          |
| <b>Minor League Totals</b> |             | <b>2</b>                                       | <b>0</b> | <b>3.28</b> | <b>18</b> | <b>0</b> | <b>0</b> | <b>0</b> | <b>1</b> | <b>24.2</b> | <b>26</b> | <b>11</b> | <b>9</b> | <b>1</b> | <b>1</b> | <b>4</b> | <b>0</b> | <b>29</b> | <b>6</b> | <b>0</b> |

**JOHN EDWARD WEISENBURGER III****RHP**

Goes by "Jack"

**Born:** Winston-Salem, North Carolina, October 8, 1997; **Home:** Belmont, Michigan**Bats:** Right; **Throws:** Right; **Height:** 6-3; **Weight:** 220**Obtained:** Selected in the 20<sup>th</sup> round of the 2019 First Year Player Draft

Signed out of the University of Michigan by Richard Sparks.

| Year                       | Club        | W  | L        | ERA         | G         | GS       | CG       | SHO      | SV       | IP          | H        | R        | ER       | HR       | HB       | BB        | IBB      | SO        | WP       | BK       |
|----------------------------|-------------|--|----------|-------------|-----------|----------|----------|----------|----------|-------------|----------|----------|----------|----------|----------|-----------|----------|-----------|----------|----------|
| 2019                       | AZL A's (R) | 0  | 1        | 3.00        | 11        | 1        | 0        | 0        | 4        | 15.0        | 7        | 6        | 5        | 0        | 1        | 10        | 0        | 28        | 7        | 0        |
| 2020                       |             | (Minor League Season Canceled – Did Not Pitch) |          |             |           |          |          |          |          |             |          |          |          |          |          |           |          |           |          |          |
| <b>Minor League Totals</b> |             | <b>0</b>                                       | <b>1</b> | <b>3.00</b> | <b>11</b> | <b>1</b> | <b>0</b> | <b>0</b> | <b>4</b> | <b>15.0</b> | <b>7</b> | <b>6</b> | <b>5</b> | <b>0</b> | <b>1</b> | <b>10</b> | <b>0</b> | <b>28</b> | <b>7</b> | <b>0</b> |

**MICHAEL JOHN WHITE III****IF**

Goes by "Mikey"

**Born:** San Diego, California, September 3, 1993; **Home:** Birmingham, Alabama**Bats:** Right; **Throws:** Right; **Height:** 5-11; **Weight:** 215**Obtained:** Selected in the second round of the 2015 First-Year Player DraftGraduated from Spain Park HS (AL), where he was named Mr. Baseball in the state of Alabama after his senior year (2012)...played collegiately at Alabama...started all 184 games played at shortstop during his three-year college career...signed by Kelcey Mucker...previously drafted by New York (NL) in the 34th round of the 2012 draft but did not sign...in 2017, ranked sixth among A's farmhands in home runs (17), fifth in RBI (73), third in extra-base hits (48) and fifth in slugging percentage (.457)...was a 2019 Texas League Midseason All-Star...finished 2019 tied for 10<sup>th</sup> in the organization in doubles (26).

| Year                       | Club            | AVG.  | G          | AB          | R          | H          | 2B        | 3B       | HR        | RBI        | SH       | SF       | HP        | BB         | SO         | SB        | CS       | SLG         | OBP         | E         |
|----------------------------|-----------------|---|------------|-------------|------------|------------|-----------|----------|-----------|------------|----------|----------|-----------|------------|------------|-----------|----------|-------------|-------------|-----------|
| 2015                       | Vermont (A)     | .315  | 29         | 111         | 18         | 35         | 10        | 0        | 2         | 16         | 0        | 2        | 4         | 14         | 29         | 0         | 2        | .459        | .405        | 5         |
|                            | Beloit (A)      | .200  | 35         | 130         | 16         | 26         | 5         | 0        | 1         | 12         | 0        | 0        | 5         | 10         | 30         | 0         | 1        | .262        | .283        | 7         |
| 2016                       | Stockton (A)    | .247  | 124        | 469         | 65         | 116        | 25        | 3        | 6         | 50         | 3        | 2        | 7         | 40         | 130        | 4         | 2        | .352        | .315        | 15        |
| 2017                       | Stockton (A)    | .261  | 115        | 440         | 59         | 115        | 27        | 4        | 17        | 73         | 1        | 1        | 6         | 40         | 121        | 4         | 0        | .457        | .331        | 21        |
| 2018                       | Midland (AA)    | .218  | 64         | 225         | 21         | 49         | 6         | 0        | 6         | 29         | 0        | 1        | 4         | 25         | 81         | 0         | 1        | .324        | .306        | 11        |
| 2019                       | Midland (AA)    | .261  | 97         | 391         | 59         | 102        | 26        | 0        | 10        | 61         | 1        | 2        | 7         | 40         | 102        | 2         | 3        | .404        | .339        | 13        |
|                            | Las Vegas (AAA) | .250  | 3          | 8           | 2          | 2          | 0         | 0        | 1         | 2          | 0        | 0        | 0         | 0          | 3          | 0         | 0        | .625        | .250        | 0         |
| 2020                       |                 | (Minor League Season Canceled – Did Not Play) |            |             |            |            |           |          |           |            |          |          |           |            |            |           |          |             |             |           |
| <b>Minor League Totals</b> |                 | <b>.251</b>                                   | <b>467</b> | <b>1774</b> | <b>240</b> | <b>445</b> | <b>99</b> | <b>7</b> | <b>43</b> | <b>243</b> | <b>5</b> | <b>8</b> | <b>33</b> | <b>169</b> | <b>496</b> | <b>10</b> | <b>9</b> | <b>.387</b> | <b>.326</b> | <b>72</b> |

### BROCK MITCHELL WHITTLESEY

RHP

**Born:** Mesa, Arizona, February 27, 1997; **Home:** Mesa, Arizona

**Bats:** Right; **Throws:** Right; **Height:** 6-3; **Weight:** 210

**Obtained:** Signed as an undrafted free agent on July 10, 2019

Signed by Scott Cousins.

| Year                       | Club        | W  | L        | ERA         | G         | GS       | CG       | SHO      | SV       | IP          | H         | R         | ER        | HR       | HB       | BB       | IBB      | SO        | WP       | BK       |
|----------------------------|-------------|--|----------|-------------|-----------|----------|----------|----------|----------|-------------|-----------|-----------|-----------|----------|----------|----------|----------|-----------|----------|----------|
| 2019                       | AZL A's (R) | 5  | 3        | 4.50        | 18        | 0        | 0        | 0        | 1        | 28.0        | 35        | 21        | 14        | 0        | 4        | 4        | 0        | 29        | 1        | 0        |
| 2020                       |             | (Minor League Season Canceled – Did Not Pitch) |          |             |           |          |          |          |          |             |           |           |           |          |          |          |          |           |          |          |
| <b>Minor League Totals</b> |             | <b>5</b>                                       | <b>3</b> | <b>4.50</b> | <b>18</b> | <b>0</b> | <b>0</b> | <b>0</b> | <b>1</b> | <b>28.0</b> | <b>35</b> | <b>21</b> | <b>14</b> | <b>0</b> | <b>4</b> | <b>4</b> | <b>0</b> | <b>29</b> | <b>1</b> | <b>0</b> |

### BRANDON MICHAEL WITHERS

RHP

**Born:** Manassas, Virginia, July 4, 1994; **Home:** Manassas, Virginia

**Bats:** Right; **Throws:** Right; **Height:** 6-0; **Weight:** 205

**Obtained:** Selected in the 31<sup>st</sup> round of the 2017 First Year Player Draft

Played collegiately for James Madison University...signed by Dillon Tung.

| Year                       | Club        | W  | L        | ERA         | G         | GS       | CG       | SHO      | SV       | IP           | H          | R         | ER        | HR       | HB       | BB        | IBB      | SO         | WP        | BK       |
|----------------------------|-------------|--|----------|-------------|-----------|----------|----------|----------|----------|--------------|------------|-----------|-----------|----------|----------|-----------|----------|------------|-----------|----------|
| 2017                       | AZL A's (R) | 1  | 2        | 3.60        | 9         | 0        | 0        | 0        | 0        | 15.0         | 10         | 6         | 6         | 0        | 1        | 8         | 0        | 10         | 2         | 0        |
| 2018                       | Vermont (A) | 1  | 1        | 0.88        | 15        | 0        | 0        | 0        | 5        | 30.2         | 17         | 4         | 3         | 1        | 1        | 10        | 0        | 27         | 3         | 0        |
|                            | Beloit (A)  | 0  | 0        | 7.20        | 4         | 0        | 0        | 0        | 0        | 5.0          | 10         | 4         | 4         | 1        | 0        | 1         | 0        | 6          | 1         | 0        |
| 2019                       | Beloit (A)  | 3  | 5        | 4.87        | 41        | 0        | 0        | 2        | 61.0     | 78           | 41         | 33        | 3         | 7        | 22       | 0         | 60       | 16         | 0         |          |
| 2020                       |             | (Minor League Season Canceled – Did Not Pitch) |          |             |           |          |          |          |          |              |            |           |           |          |          |           |          |            |           |          |
| <b>Minor League Totals</b> |             | <b>5</b>                                       | <b>8</b> | <b>3.71</b> | <b>69</b> | <b>0</b> | <b>0</b> | <b>0</b> | <b>7</b> | <b>111.2</b> | <b>115</b> | <b>55</b> | <b>46</b> | <b>5</b> | <b>9</b> | <b>41</b> | <b>0</b> | <b>103</b> | <b>22</b> | <b>0</b> |

### DALLAS MICHAEL WOOLFOLK

RHP

**Born:** Memphis, Tennessee, October 30, 1996; **Home:** Southaven, Mississippi

**Bats:** Right; **Throws:** Right; **Height:** 6-1; **Weight:** 260

**Obtained:** Selected in the 13<sup>th</sup> round of the 2018 First-Year Player Draft

Signed out of the University of Mississippi by Kelcey Mucker.

| Year                       | Club        | W  | L        | ERA         | G         | GS       | CG       | SHO      | SV       | IP          | H         | R         | ER        | HR       | HB       | BB        | IBB      | SO        | WP       | BK       |
|----------------------------|-------------|--|----------|-------------|-----------|----------|----------|----------|----------|-------------|-----------|-----------|-----------|----------|----------|-----------|----------|-----------|----------|----------|
| 2018                       | AZL A's (R) | 2  | 1        | 7.31        | 11        | 0        | 0        | 0        | 2        | 16.0        | 14        | 16        | 13        | 3        | 0        | 16        | 0        | 20        | 5        | 0        |
| 2019                       | AZL A's (R) | 0  | 0        | 2.25        | 3         | 0        | 0        | 0        | 0        | 4.0         | 1         | 1         | 1         | 0        | 0        | 2         | 0        | 4         | 0        | 0        |
| 2020                       |             | (Minor League Season Canceled – Did Not Pitch) |          |             |           |          |          |          |          |             |           |           |           |          |          |           |          |           |          |          |
| <b>Minor League Totals</b> |             | <b>2</b>                                       | <b>1</b> | <b>6.30</b> | <b>14</b> | <b>0</b> | <b>0</b> | <b>0</b> | <b>2</b> | <b>20.0</b> | <b>15</b> | <b>17</b> | <b>14</b> | <b>3</b> | <b>0</b> | <b>18</b> | <b>0</b> | <b>24</b> | <b>5</b> | <b>0</b> |

### JOSHWAN ABDIEL WRIGHT (PITTY)

IF

**Born:** Changuinola, Panama, November 9, 2000; **Home:** Changuinola, Panama

**Bats:** Right; **Throws:** Right; **Height:** 5-8; **Weight:** 150

**Obtained:** Signed as a free agent to a minor league deal on July 2, 2017

Signed by Juan Mosquera.

| Year                       | Club        | AVG.  | G          | AB         | R         | H         | 2B        | 3B       | HR       | RBI       | SH       | SF       | HP       | BB        | SO        | SB       | CS       | SLG         | OBP         | E         |
|----------------------------|-------------|---|------------|------------|-----------|-----------|-----------|----------|----------|-----------|----------|----------|----------|-----------|-----------|----------|----------|-------------|-------------|-----------|
| 2018                       | DSL A's (R) | .221  | 53         | 163        | 17        | 36        | 7         | 1        | 0        | 16        | 1        | 0        | 4        | 20        | 20        | 4        | 4        | .276        | .321        | 9         |
| 2019                       | AZL A's (R) | .330  | 50         | 191        | 37        | 63        | 9         | 4        | 0        | 37        | 0        | 4        | 3        | 17        | 25        | 4        | 2        | .419        | .386        | 11        |
| 2020                       |             | (Minor League Season Canceled – Did Not Play) |            |            |           |           |           |          |          |           |          |          |          |           |           |          |          |             |             |           |
| <b>Minor League Totals</b> |             | <b>.280</b>                                   | <b>103</b> | <b>354</b> | <b>54</b> | <b>99</b> | <b>16</b> | <b>5</b> | <b>0</b> | <b>53</b> | <b>4</b> | <b>1</b> | <b>7</b> | <b>37</b> | <b>45</b> | <b>8</b> | <b>6</b> | <b>.353</b> | <b>.356</b> | <b>20</b> |



**Born:** Valencia, Venezuela, August 23, 1996; **Home:** Valencia, Venezuela

**Bats:** Right; **Throws:** Right; **Height:** 5-9; **Weight:** 204


**Obtained:** Signed as an undrafted free agent, August 24, 2012

Signed by Julio Franco and Juan Carlos Villanueva...finished 2018 tied for seventh in the organization in wins (10) and saves (6).

| Year                       | Club            | W  | L         | ERA         | G          | GS        | CG       | SHO      | SV        | IP           | H          | R          | ER         | HR        | HB        | BB         | IBB      | SO         | WP        | BK       |
|----------------------------|-----------------|--|-----------|-------------|------------|-----------|----------|----------|-----------|--------------|------------|------------|------------|-----------|-----------|------------|----------|------------|-----------|----------|
| 2013                       | DSL A's (R)     | 2  | 6         | 4.40        | 14         | 14        | 1        | 0        | 0         | 61.1         | 62         | 34         | 30         | 4         | 4         | 12         | 0        | 48         | 9         | 1        |
| 2014                       | AZL A's (R)     | 6  | 3         | 4.33        | 14         | 12        | 0        | 0        | 0         | 70.2         | 66         | 41         | 34         | 3         | 5         | 18         | 0        | 63         | 8         | 0        |
| 2015                       | AZL A's (R)     | 1  | 4         | 5.52        | 13         | 4         | 0        | 0        | 1         | 44.0         | 66         | 30         | 27         | 0         | 1         | 9          | 0        | 31         | 4         | 3        |
|                            | Nashville (AAA) | 1  | 0         | 4.00        | 2          | 2         | 0        | 0        | 0         | 9.0          | 8          | 4          | 4          | 1         | 0         | 1          | 0        | 6          | 1         | 0        |
| 2016                       | Vermont (A)     | 2  | 2         | 3.83        | 16         | 7         | 0        | 0        | 0         | 49.1         | 54         | 27         | 21         | 3         | 1         | 18         | 0        | 28         | 4         | 0        |
|                            | Beloit (A)      | 1  | 2         | 7.04        | 10         | 2         | 0        | 0        | 0         | 23.0         | 42         | 26         | 18         | 2         | 1         | 5          | 0        | 14         | 6         | 0        |
| 2017                       | Beloit (A)      | 1  | 2         | 6.06        | 27         | 3         | 0        | 0        | 4         | 65.1         | 68         | 46         | 44         | 5         | 6         | 29         | 1        | 58         | 9         | 2        |
|                            | Midland (AA)    | 0  | 0         | 22.50       | 1          | 0         | 0        | 0        | 0         | 2.0          | 5          | 5          | 5          | 2         | 0         | 1          | 0        | 3          | 1         | 0        |
| 2018                       | Beloit (A)      | 8  | 1         | 3.64        | 39         | 0         | 0        | 0        | 6         | 76.2         | 83         | 39         | 31         | 8         | 1         | 24         | 0        | 81         | 8         | 0        |
| 2019                       | Stockton (A)    | 1  | 1         | 1.88        | 15         | 0         | 0        | 0        | 2         | 28.2         | 19         | 7          | 8          | 2         | 0         | 8          | 0        | 31         | 2         | 0        |
|                            | Midland (AA)    | 4  | 0         | 1.21        | 28         | 1         | 0        | 0        | 7         | 44.2         | 41         | 9          | 6          | 1         | 0         | 13         | 2        | 32         | 2         | 0        |
| 2020                       |                 | (Minor League Season Canceled – Did Not Pitch) |           |             |            |           |          |          |           |              |            |            |            |           |           |            |          |            |           |          |
| <b>Minor League Totals</b> |                 | <b>27</b>                                      | <b>21</b> | <b>4.29</b> | <b>179</b> | <b>45</b> | <b>1</b> | <b>0</b> | <b>20</b> | <b>474.2</b> | <b>514</b> | <b>268</b> | <b>226</b> | <b>31</b> | <b>19</b> | <b>138</b> | <b>3</b> | <b>395</b> | <b>54</b> | <b>6</b> |

### ORGANIZATIONAL PLAYER AND PITCHER OF THE YEAR

|      |                             |      |  |
|------|-----------------------------|------|--|
| 1995 | Steve Cox, Derek Manning    | 2008 | Chris Carter, Trevor Cahill                      |
| 1996 | D.T. Cromer, Willie Adams   | 2009 | Chris Carter, Pedro Figueroa                     |
| 1997 | Ben Grieve, Brad Rigby      | 2010 | Grant Green, Ian Krol                            |
| 1998 | Eric Chavez, Jay Witasick   | 2011 | Michael Choice/Jermaine Mitchell, Graham Godfrey |
| 1999 | Adam Piatt, Tim Hudson      | 2012 | Miles Head, A.J. Griffin/Dan Straily             |
| 2000 | Jose Ortiz, Barry Zito      | 2013 | Anthony Aliotti, Sonny Gray                      |
| 2001 | Esteban German, Mario Ramos | 2014 | Dan Robertson/Matt Olson, Seth Streich           |
| 2002 | Graham Koonce, Rich Harden  | 2015 | Chad Pinder, Ryan Dull                           |
| 2003 | Graham Koonce, Rich Harden  | 2016 | Ryon Healy, Daniel Mengden                       |
| 2004 | Dan Johnson, Jairo Garcia   | 2017 | Matt Olson, A.J. Puk                             |
| 2005 | Andre Ethier, Dallas Braden | 2018 | Ramón Laureano, Jesús Luzardo                    |
| 2006 | Jeff Baisley, Jason Windsor | 2019 | Seth Brown, Daulton Jefferies                    |
| 2007 | Daric Barton, Trevor Cahill | 2020 | No minor league season                           |



The A's socially distant team photo for the 2020 season.

MISCELLANEOUS

# OAKLAND COLISEUM



The Oakland Coliseum has served as the home for the A's since the franchise moved to Oakland in 1968.

The A's have used the facility to their advantage over the years, posting a 1010-723 (.583) home record over the last 22 seasons, which is fourth best in the majors. In 2003, the A's set an Oakland record for home wins as they finished with a 57-24 (.704) record in the Coliseum, marking the most home wins in franchise history since 1931 when the Philadelphia Athletics went 60-15 at home. In addition, two of the A's World Championships have been clinched on the Coliseum's turf.

The facility is conveniently located adjacent to I-880 with two exits (Hegenberger Road/66th Avenue) leading directly to the complex. Along with the Oakland Arena, which is located adjacent, it is the only major entertainment facility with a dedicated stop on the Bay Area Rapid Transit (BART) system. The Oakland International Airport is less than a two-mile drive from the Coliseum with shuttle service to several local hotels and restaurants.

In October of 1995, the Coliseum began a one-year, \$120 million renovation project that added 22,000 new seats, 90 luxury suites, two private clubs and two state-of-the-art scoreboards.

As part of the team's new 10-year lease arrangement prior to the 2015 season, an additional \$10 million in improvements was added, including the installation of new High Definition Video boards and the addition of the Treehouse and the A's Stomping Ground.

The first crowd filled the Oakland-Alameda County Coliseum on Sept. 8, 1966, when the AFL's Oakland Raiders played the Kansas City Chiefs. The adjacent arena celebrated its grand opening on Nov. 9, 1966, when the Oakland Seals met the San Diego Gulls in hockey. The first A's game came on April 17, 1968 against the Baltimore Orioles.

In the ensuing 54 years, the facility has hosted every conceivable event in the entertainment industry, including concerts, conventions and other large gatherings. Audiences numbering over 100 million have made the Coliseum and Arena the premier entertainment facilities in Northern California.

## OAKLAND COLISEUM QUICK FACTS

**Location:** Adjacent to 880 freeway between Hegenberger Road and 66th Avenue  
**Seating Capacities:** 46,847 (baseball); 56,063 (football); 70,000 (concerts)  
**Parking Capacity:** 8500 slots  
**Ground Breaking:** April 15, 1964  
**First Event:** Oakland Raiders vs. Kansas City Chiefs, Sept. 8, 1966  
**First Baseball Game:** Oakland A's vs. Baltimore Orioles, Apr. 17, 1968  
**Complex Area:** 120 acres  
**Surface:** Natural Grass  
**Elevation:** 22' below sea level

### STADIUM DIMENSIONS

|   |  |
|---|--|
| <b>Left Field Line:</b> 330 feet  | <b>Right Field Line:</b> 330 feet          |
| <b>Straight Away Left Field:</b> 367 feet   | <b>Straight Away Right Field:</b> 367 feet |
| <b>Left Center Field:</b> 362 feet  | <b>Right Center Field:</b> 362 feet        |
| <b>Left Center Power Alley:</b> 388 feet  | <b>Right Center Power Alley:</b> 388 feet  |
| <b>Straight Away Center Field:</b> 400 feet   |  |
| <b>Height of Wall:</b> 8 feet down the lines and to center field; 15 feet in the alleys |  |
| <b>Distance Between First and Third Base to Bullpen Mounds:</b> 100 feet                |  |
| <b>Distance Between First and Third Base to Middle of Dugouts:</b> 75 feet              |  |



# COLISEUM ATTENDANCE RECORDS

## YEARLY ATTENDANCE TOTALS

| Year                  | Home Dates  | Total Home Attendance | Home Average  | Single Game High-Home             | Road Dates  | Total Road Attendance | Road Average  |
|-----------------------|-------------|-----------------------|---------------|-----------------------------------|-------------|-----------------------|---------------|
| 1968                  | 78          | 837,466               | 10,737        | 47,233, Apr. 17 vs. Baltimore     | 68          | 960,210               | 14,121        |
| 1969                  | 72          | 778,232               | 10,809        | 35,243, May 10 vs. New York       | 71          | 992,124               | 13,974        |
| 1970                  | 77          | 778,355               | 10,109        | 48,758, June 6 vs. Detroit        | 73          | 971,568               | 13,309        |
| 1971                  | 73          | 914,993               | 12,534        | 42,970, May 22 vs. Minnesota      | 70          | 1,222,741             | 17,468        |
| 1972                  | 70          | 921,323               | 13,162        | 47,741, June 12 vs. Baltimore     | 71          | 1,115,553             | 15,712        |
| 1973                  | 79          | 1,000,763             | 12,668        | 47,570, Sept. 10 vs. Kansas City  | 75          | 1,382,250             | 18,430        |
| 1974                  | 76          | 845,693               | 11,128        | 47,570, July 8 vs. Cleveland      | 77          | 1,526,630             | 19,826        |
| 1975                  | 77          | 1,075,518             | 13,968        | 46,378, Aug. 11 vs. Boston        | 72          | 1,436,383             | 19,950        |
| 1976                  | 79          | 780,593               | 9,881         | 42,592, July 24 vs. Kansas City   | 74          | 1,392,109             | 18,812        |
| 1977                  | 72          | 495,412               | 6,881         | 32,346, May 16 vs. New York       | 75          | 1,195,138             | 15,935        |
| 1978                  | 72          | 526,999               | 7,319         | 36,463, June 5 vs. Boston         | 76          | 1,381,142             | 18,173        |
| 1979                  | 77          | 306,763               | 3,984         | 19,538, July 6 vs. New York       | 80          | 1,393,196             | 17,415        |
| 1980                  | 75          | 842,259               | 11,230        | 49,300, Aug. 25 vs. New York      | 78          | 1,572,926             | 20,166        |
| 1981                  | 51          | 1,311,761             | 25,721        | 48,592, May 3 vs. New York        | 51          | 1,105,337             | 21,673        |
| 1982                  | 78          | 1,735,489             | 22,250        | 48,348, Apr. 6 vs. California     | 78          | 1,709,054             | 21,911        |
| 1983                  | 77          | 1,294,941             | 16,817        | 45,413, July 4 vs. Texas          | 76          | 1,557,202             | 20,490        |
| 1984                  | 79          | 1,353,281             | 17,130        | 46,238, May 28 vs. Detroit        | 79          | 1,565,597             | 19,818        |
| 1985                  | 77          | 1,334,599             | 17,332        | 46,770, July 4 vs. Toronto        | 80          | 1,666,480             | 20,831        |
| 1986                  | 79          | 1,314,646             | 16,641        | 44,726, Apr. 8 vs. Minnesota      | 78          | 1,614,837             | 20,703        |
| 1987                  | 80          | 1,678,921             | 20,987        | 46,120, Apr. 10 vs. California    | 81          | 1,930,731             | 23,836        |
| 1988                  | 79          | 2,287,335             | 28,954        | 45,333, Apr. 4 vs. Seattle        | 80          | 2,251,515             | 28,144        |
| 1989                  | 81          | 2,667,225             | 32,929        | 46,163, Apr. 3 vs. Seattle        | 80          | 2,283,228             | 28,540        |
| 1990                  | 80          | 2,900,217             | 36,253        | 45,207, Apr. 9 vs. Minnesota      | 79          | 2,597,920             | 32,885        |
| 1991                  | 81          | 2,713,493             | 33,500        | 44,595, June 9 vs. Boston         | 80          | 2,636,157             | 32,952        |
| 1992                  | 81          | 2,494,160             | 30,792        | 44,078, Apr. 6 vs. Kansas City    | 81          | 2,438,292             | 30,102        |
| 1993                  | 79          | 2,035,025             | 25,760        | 43,627, July 4 vs. New York       | 79          | 2,326,919             | 29,455        |
| 1994                  | 56          | 1,242,692             | 22,191        | 44,501, Aug. 7 vs. Texas          | 58          | 1,799,360             | 31,023        |
| 1995                  | 71          | 1,174,310             | 16,540        | 42,596, July 3 vs. Milwaukee      | 71          | 1,753,085             | 24,691        |
| 1996                  | 80          | 1,148,380             | 14,355        | 36,129, July 5 vs. California     | 79          | 2,091,338             | 26,473        |
| 1997                  | 79          | 1,264,218             | 16,003        | 50,792, Sept. 1 vs. San Francisco | 80          | 2,362,054             | 29,526        |
| 1998                  | 79          | 1,232,339             | 15,599        | 48,241, Aug. 1 vs. Cleveland      | 81          | 2,331,755             | 28,787        |
| 1999                  | 81          | 1,434,610             | 17,711        | 51,263, July 17 vs. San Francisco | 80          | 2,238,111             | 27,976        |
| 2000                  | 81          | 1,728,886             | 21,344        | 54,268, July 8 vs. Arizona        | 80          | 2,466,594             | 30,832        |
| 2001                  | 81          | 2,133,277             | 26,337        | 51,838, July 3 vs. Anaheim        | 80          | 2,266,814             | 28,335        |
| 2002                  | 81          | 2,169,811             | 26,788        | 55,528, Sept. 4 vs. Kansas City   | 81          | 2,416,196             | 29,830        |
| 2003                  | 81          | 2,216,596             | 27,365        | 55,601, July 5 vs. Anaheim        | 80          | 2,151,375             | 26,892        |
| 2004                  | 81          | 2,201,516             | 27,179        | 55,989, June 26 vs. San Francisco | 81          | 2,585,067             | 31,914        |
| 2005                  | 81          | 2,109,118             | 26,038        | 47,385, August 13 vs. Minnesota   | 81          | 2,420,496             | 29,883        |
| 2006                  | 81          | 1,976,625             | 24,403        | 35,077, nine times                | 80          | 2,575,336             | 32,192        |
| 2007                  | 81          | 1,921,834             | 23,726        | 35,077, nine times                | 81          | 2,649,528             | 32,710        |
| 2008                  | 81          | 1,665,256             | 20,559        | 44,735, March 26 vs. Boston*      | 79          | 2,365,526             | 29,943        |
| 2009                  | 81          | 1,408,783             | 17,392        | 36,067, April 10 vs. Seattle      | 80          | 2,316,520             | 28,957        |
| 2010                  | 81          | 1,418,391             | 17,511        | 35,067, twice                     | 81          | 2,407,313             | 29,720        |
| 2011                  | 80          | 1,476,791             | 18,460        | 36,067, four times                | 81          | 2,468,614             | 30,477        |
| 2012                  | 81          | 1,679,013             | 20,729        | 44,227, March 28 vs. Seattle*     | 81          | 2,428,269             | 29,979        |
| 2013                  | 81          | 1,809,302             | 22,337        | 36,067, five times                | 81          | 2,374,402             | 29,314        |
| 2014                  | 80          | 2,003,628             | 25,045        | 36,067, 12 times                  | 81          | 2,329,345             | 28,757        |
| 2015                  | 81          | 1,768,175             | 21,829        | 36,067, four times                | 81          | 2,391,645             | 29,526        |
| 2016                  | 81          | 1,521,506             | 18,784        | 36,067, June 30 vs. San Francisco | 81          | 2,390,449             | 29,512        |
| 2017                  | 80          | 1,475,721             | 18,447        | 40,019, July 3 vs. Chicago (AL)   | 80          | 2,357,284             | 29,466        |
| 2018                  | 80          | 1,527,588             | 19,095        | 56,310, July 21 vs. San Francisco | 80          | 2,299,865             | 28,748        |
| 2019                  | 81          | 1,662,211             | 20,521        | 53,367, Aug. 24 vs. San Francisco | 81          | 2,236,823             | 27,615        |
| 2020                  | 32          | —                     | —             | —                                 | 28          | —                     | —             |
| <b>Totals</b>         | <b>4041</b> | <b>78,596,071</b>     | <b>19,449</b> |                                   | <b>4022</b> | <b>102,698,403</b>    | <b>25,534</b> |
| <b>Yearly Average</b> |             | <b>1,511,463</b>      |               |                                   |             | <b>1,974,969</b>      |               |

\* Tokyo, Japan

Totals and averages do not include 2020 season

## ALL-TIME OAKLAND ATTENDANCE RECORDS

|                          |                      |  |   |
|--------------------------|----------------------|--|---|
| <b>Season</b>            | Total                | 5,498,137 (1990)                                   |   |
|                          | Home                 | 2,900,217 (1990)                                   |   |
|                          | Road                 | 2,649,528 (2007)                                   |   |
|                          | Homestand            | 518,534 (July 12-26, 1990; 14 dates)               |   |
|                          | Homestand Avg.       | 39,667 (Aug. 7-12, 2001; 238,000 in 6 dates)       |   |
|                          | Road Trip            | 450,462 (June 14-27, 2002; 13 dates)               |   |
|                          | Home vs. One Club    | 296,512 (Los Angeles, 2005; 10 dates)              |   |
|                          | Road vs. One Club    | 443,347 (Texas, 2012; 10 dates)                    |   |
|                          | Home Sellouts        | 20 (1990)  |   |
|                          | Consecutive Sellouts | 5 (July 22-26, 1989; Baltimore 2 and California 3) |   |
|                          | <b>Single Game</b>   | Home   | 56,310 (San Francisco; July 21, 2018-N) |
|                          |                      | Home, Regular Season                               | 56,310 (San Francisco; July 21, 2018-N) |
|                          |                      | Road   | 62,038 (San Francisco; Oct. 27, 1989-N) |
| Road, Regular Season     |                      | 61,696 (California; Aug. 11, 1989-N)               |   |
| Day, Home                |                      | 55,413 (San Francisco; June 22, 2003)              |   |
| Day, Road                |                      | 60,326 (California; Aug. 13, 1989)                 |   |
| Night, Home              |                      | 56,310 (San Francisco; July 21, 2018-N)            |   |
| Smallest, Home           |                      | 653 (Seattle; Apr. 17, 1979-N)                     |   |
| Smallest, Road           |                      | 1,201 (Baltimore; May 11, 1989-D)                  |   |
| <b>Doubleheader</b>      |                      | Home   | 48,592 (New York; May 3, 1981-D)        |
|                          | Road                 | 53,565 (Detroit; July 25, 1971-D)                  |   |
|                          | Twi-Night, Home      | 47,768 (New York; June 13, 1980)                   |   |
|                          | Twi-Night, Road      | 51,017 (Minnesota; July 28, 1990)                  |   |
| <b>Season Opener</b>     | Home                 | 53,498 (Detroit; Apr. 3, 2000-N)                   |   |
|                          | Home, Secondary      | 47,233 (Baltimore; Apr. 17, 1968-N)                |   |
|                          | Road                 | 52,012 (Milwaukee; Apr. 5, 1994-D)                 |   |
| <b>Three Date Series</b> | Home                 | 158,152 (San Francisco; June 25-27, 2004)          |   |
|                          | Road                 | 175,058 (California; Aug. 11-13, 1989)             |   |
| <b>Four Date Series</b>  | Home                 | 162,410 (New York; July 18-21, 1991)               |   |
|                          | Road                 | 201,607 (Toronto; July 9-12, 1992)                 |   |

## TOP REGULAR SEASON CROWDS IN OAKLAND

| Attend. | Opponent      | Date          | Day         | W-L |
|---------|---------------|---------------|-------------|-----|
| 56,310  | San Francisco | July 21, 2018 | Saturday-N  | W   |
| 55,989  | San Francisco | June 26, 2004 | Saturday-N  | W   |
| 55,601  | Anaheim       | July 5, 2003  | Saturday-N  | L   |
| 55,528  | Kansas City   | Sept. 4, 2002 | Wednesday-N | W   |
| 55,413  | San Francisco | June 22, 2003 | Sunday-D    | W   |
| 54,513  | New York      | Apr. 24, 2002 | Wednesday-N | L   |
| 54,268  | Arizona       | July 8, 2000  | Saturday-N  | W   |
| 54,123  | San Francisco | June 30, 2002 | Sunday-D    | W   |
| 53,974  | San Francisco | June 27, 2004 | Sunday-D    | L   |
| 53,802  | Kansas City   | July 5, 2002  | Friday-N    | W   |

## LARGEST COLISEUM BASEBALL CROWDS

| Attend. | Opponent      | Date            | Day                         | W-L |
|---------|---------------|-----------------|-----------------------------|-----|
| 56,310  | San Francisco | July 21, 2018   | —                           | W   |
| 55,989  | San Francisco | June 26, 2004   | —                           | W   |
| 55,861  | New York      | Oct. 13, 2001   | ALDS, Game 3                | L   |
| 55,601  | Anaheim       | July 5, 2003    | Fireworks                   | L   |
| 55,528  | Kansas City   | Sept. 4, 2002   | AL Record 20th straight win | W   |
| 55,413  | San Francisco | June 22, 2003   | —                           | W   |
| 54,513  | New York      | Apr. 24, 2002   | —                           | L   |
| 54,268  | Arizona       | July 8, 2000    | Fireworks                   | W   |
| 54,123  | San Francisco | June 30, 2002   | —                           | W   |
| 54,005  | Tampa Bay     | October 2, 2019 | ALWC                        | L   |

## TOP REGULAR SEASON CROWDS ON THE ROAD

| Attend. | Opponent   | Date           | Day        | W-L |
|---------|------------|----------------|------------|-----|
| 61,696  | California | Aug. 11, 1989  | Friday-N   | W   |
| 60,326  | California | Aug. 13, 1989  | Sunday-D   | L   |
| 58,963  | California | Apr. 24, 1982  | Saturday-N | L   |
| 56,717  | New York   | Apr. 10, 1998  | Friday-D   | L   |
| 56,710  | New York   | Apr. 11, 1997  | Friday-D   | W   |
| 56,535  | Seattle    | Sept. 20, 1996 | Friday-N   | L   |
| 56,103  | Seattle    | Sept. 21, 1996 | Saturday-N | L   |
| 55,927  | Seattle    | Sept. 28, 1997 | Sunday-D   | W   |
| 55,588  | Seattle    | Sept. 26, 1997 | Friday-N   | W   |
| 55,034  | New York   | May 30, 1987   | Sunday-D   | L   |

## LARGEST CROWDS ON THE ROAD

| Attend. | Opponent      | Date          | Day                  | W-L |
|---------|---------------|---------------|----------------------|-----|
| 62,038  | San Francisco | Oct. 27, 1989 | World Series, Game 3 | W   |
| 62,032  | San Francisco | Oct. 28, 1989 | World Series, Game 4 | W   |
| 61,696  | California    | Aug. 11, 1989 | —                    | W   |
| 60,326  | California    | Aug. 13, 1989 | —                    | L   |
| 58,963  | California    | Apr. 24, 1982 | —                    | L   |
| 56,915  | New York      | Oct. 7, 2000  | ALDS, Game 4         | W   |
| 56,717  | New York      | Apr. 10, 1998 | —                    | L   |
| 56,710  | New York      | Apr. 11, 1997 | —                    | W   |
| 56,697  | New York      | Oct. 10, 2001 | ALDS, Game 1         | W   |
| 56,684  | New York      | Oct. 11, 2001 | ALDS, Game 2         | W   |

## TOP REGULAR SEASON CROWDS VS. CLUBS

| Club             | Attendance | Date          |
|------------------|------------|---------------|
| Arizona          | 54,268     | July 8, 2000  |
| Atlanta          | 35,618     | June 11, 2003 |
| Baltimore        | 47,741     | June 12, 1972 |
| Boston           | 50,863     | Aug. 8, 2001  |
| Chicago          | 45,712     | July 2, 2005  |
| Chicago (NL)     | 35,067     | July 3, 2013  |
| Cincinnati       | 29,601     | June 9, 2004  |
| Cleveland        | 48,241     | Aug. 1, 1998  |
| Colorado         | 25,333     | June 15, 1997 |
| Detroit          | 53,498     | Apr. 3, 2000  |
| Houston          | 35,065     | June 9, 2002  |
| Kansas City      | 55,528     | Sept. 4, 2002 |
| Los Angeles      | 55,601     | July 5, 2003  |
| Los Angeles (NL) | 35,163     | July 14, 2001 |
| Milwaukee        | 45,398     | Apr. 3, 1984  |

| Club          | Attendance | Date            |
|---------------|------------|-----------------|
| Miami         | 22,461     | June 22, 2008   |
| Minnesota     | 47,385     | Aug. 13, 2005   |
| New York      | 54,513     | Apr. 24, 2002   |
| New York (NL) | 27,598     | June 15, 2005   |
| Philadelphia  | 35,067     | Sept. 19, 2014  |
| Pittsburgh    | 34,328     | June 13, 2004   |
| San Diego     | 40,374     | July 2, 1998    |
| San Francisco | 56,310     | July 21, 2018   |
| Seattle       | 46,786     | Apr. 17, 1981   |
| St. Louis     | 35,077     | June 17, 2007   |
| Tampa Bay     | 48,089     | August 28, 2004 |
| Texas         | 45,606     | Oct. 1, 2000    |
| Toronto       | 46,770     | July 4, 1985    |
| Washington    | 36,067     | May 10, 2014    |

## TOP REGULAR SEASON CROWDS BY BALLPARK

| Club             | Ballpark              | Att.   | Date           |
|------------------|-----------------------|--------|----------------|
| Arizona          | Chase Field           | 36,976 | July 7, 2001   |
| Atlanta          | Turner Field          | 40,760 | Aug. 16, 2014  |
| Baltimore        | Camden Yards          | 48,271 | April 4, 2005  |
| Boston           | Fenway Park           | 38,294 | July 6, 2009   |
| Chicago          | Guaranteed Rate Field | 42,483 | June 6, 1992   |
| Chicago (NL)     | Wrigley Field         | 40,721 | Aug. 5, 2019   |
| Cincinnati       | Great American        | 34,640 | Aug. 6, 2013   |
| Cleveland        | Progressive Field     | 43,276 | Aug. 24, 2000  |
| Colorado         | Coors Field           | 48,308 | Aug. 30, 1997  |
| Detroit          | Comerica Park         | 42,477 | June 30, 2014  |
| Houston          | Minute Maid Park      | 43,171 | Aug. 27, 2018  |
| Kansas City      | Kauffman Stadium      | 41,329 | Sept. 21, 1980 |
| Los Angeles      | Angel Stadium         | 61,696 | Aug. 11, 1989  |
| Los Angeles (NL) | Dodger Stadium        | 51,788 | July 29, 2015  |
| Miami            | Marlins Park          | 21,917 | June 29, 2014  |

| Club          | Ballpark         | Att.   | Date           |
|---------------|------------------|--------|----------------|
| Milwaukee     | Miller Park      | 25,912 | June 5, 2013   |
| Minnesota     | Target Field     | 40,847 | Sept. 18, 2010 |
| New York      | Yankee Stadium   | 47,343 | Aug. 23, 2011  |
| New York (NL) | Citi Field       | 39,629 | July 22, 2017  |
| Philadelphia  | Citizens Bank    | 45,863 | June 26, 2011  |
| Pittsburgh    | PNC Park         | 30,549 | June 19, 2002  |
| San Diego     | Petco Park       | 39,874 | June 28, 2006  |
| San Francisco | AT&T Park        | 43,069 | May 21, 2005   |
| Seattle       | Safeco Field     | 47,065 | April 8, 2016  |
| St. Louis     | Busch Stadium    | 44,871 | June 26, 2019  |
| Tampa Bay     | Tropicana Field  | 35,325 | July 26, 1998  |
| Texas         | Rangers Ballpark | 50,708 | July 31, 2004  |
| Toronto       | Rogers Centre    | 50,529 | Sept. 8, 1993  |
| Washington    | Nationals Park   | —      | —              |

# COLISEUM RAINOUTS & SHORTENED GAMES

## RAINFALLS AT THE COLISEUM

|      |                         |      |                      |      |                       |      |                        |
|------|-------------------------|------|----------------------|------|-----------------------|------|------------------------|
| 1972 | Sept. 25 vs. Minnesota  | 1982 | Apr. 10 vs. Seattle  | 1993 | Apr. 23 vs. Cleveland | 2014 | Mar. 29 vs. San Fran.* |
|      | Sept. 26 vs. Minnesota  | 1983 | Apr. 23 vs. Boston   |      | May 27 vs. Minnesota  |      | Apr. 1 vs. Cleveland   |
|      | Oct. 17 vs. Cincinnati  |      | Apr. 30 vs. Detroit  |      | May 15 vs. Baltimore  |      | Apr. 4 vs. Seattle     |
| 1978 | April 15 vs. California |      | Sept. 30 vs. Chicago | 1996 | Aug. 19 vs. Boston    | 2017 | April 16 vs. Houston   |
|      | Apr. 24 vs. Minnesota   | 1988 | May 6 vs. Cleveland  | 1997 | Apr. 3 vs. New York   |      |                        |
| 1979 | Apr. 26 vs. New York    | 1990 | May 27 vs. Cleveland | 1998 | May 5 vs. Detroit     |      |                        |

\*indicates Spring Training

## SHORTENED GAMES IN OAKLAND

|      |  |
|------|--|
| 1968 | vs. Detroit, May 24 (called after 7 innings tied at 2-2)                     |
| 1971 | vs. Kansas City, Apr. 9 (called after top of the 6th; A's won 5-0)           |
| 1999 | vs. New York, Apr. 5 (called after 8 innings; A's won 5-3)                   |
| 2002 | vs. Seattle, Apr. 16 (called after top of the 7th; A's lost 6-2)             |
| 2005 | vs. Texas, May 4 (called after top of the 9th; A's lost 16-7)                |
| 2012 | vs. Kansas City, April 10 (called with two outs in top of 8th; A's lost 3-0) |

## COLISEUM GROUND RULES

|   |           |
|---|-----------|
| Fly ball striking foul poles and/or screen above fence                | Home Run  |
| Ball sticking or going behind fence padding in right or left field    | Two Bases |
| Ball going into bullpen bench and rebounding on to playing field      | In Play   |
| Ball remaining on or under bullpen bench                              | Two Bases |
| Ball hitting any portion of the fence or screen in back of home plate | In Play   |

---

# ***MEDIA INFORMATION AND POLICIES***

---

Coming soon.



## OAKLAND ATHLETICS COMMUNICATIONS DEPARTMENT

### Communications Staff

|  | Direct Phone   | E-Mail Address         |
|--|----------------|------------------------|
| Catherine Aker, Vice President, Marketing and Communications | (510) 563-2380 | caker@athletics.com    |
| Fernando Alcalá, Director of Baseball Communications         | 563-2236       | falcala@athletics.com  |
| Erica George, Director of Communications and Content         | 746-4419       | egeorge@athletics.com  |
| Mike Selleck, Baseball Information Manager                   | 563-2233       | mselleck@athletics.com |
| Mark Ling, Baseball Communications Manager                   | 746-4418       | mling@athletics.com    |
| Olivia Hummer, Baseball Communications Coordinator           | 563-2207       | ohummer@athletics.com  |

7000 Coliseum Way • Oakland, CA 94621  
(510) 638-4900

Virtual Press Box: [pressbox.athletics.com](http://pressbox.athletics.com)  
Website: [athletics.com](http://athletics.com)

### KEN KORACH

#### Radio Play-by-Play

The 2021 season marks Ken Korach's 30th year in the American League, his 26th with the A's and his 16th as the team's lead radio announcer. In the long history of the A's in Oakland, he has passed 2017 Ford C. Frick Award recipient Bill King for the most time spent doing play-by-play on radio for the A's.

Korach's first MLB job was in Chicago, where he spent four years broadcasting mostly weekend games for the White Sox. He also spent six full seasons in the minor leagues, beginning in 1984 with the Redwood Pioneers of the California League. He also worked in the Pacific Coast League in Phoenix (1986-87) and Las Vegas (1989-91). His national credits include broadcasting select MLB games for ESPN Radio and several bowl games.


Korach was hired in 1985 to broadcast San Jose State football on KCBS Radio and he spent 22 years doing football and basketball on radio and television for Sonoma State, San Jose State and UNLV.

He is the author of *Holy Toledo*, *Lessons from Bill King*, *Renaissance Man of the Mic*, which was published by Wellstone Books in 2013 and spent over a month as the number one best-selling baseball book on Amazon.com. Ken's second book, *If These Walls Could Talk: Oakland A's*, cowritten by then San Francisco Chronicle A's beat writer Susan Slusser, was released in the spring of 2019 by Triumph Books.

Korach was inducted into the Bay Area Radio Hall of Fame in September of 2019 and honored as the 2013 California Sportscaster of the Year and the 2001 Nevada Sportscaster of the Year by the National Sports Media Association. He was inducted in 2017 into the Jewish Sports Hall of Fame of Northern California and in 2003 into the Nevada Broadcasters Hall of Fame.

His charitable work includes the establishment of Ken Korach's A's Winning for the Community, which raised \$50,000 for the high school baseball programs in Oakland, including Ken's personal contribution of \$15,000.

Korach is a graduate of UC Santa Barbara and he and his wife Denise are parents of their daughter, Emilee. They make their home in Henderson, Nev. and Pleasanton, Calif.



### VINCE COTRONEO

#### Radio Play-by-Play

Vince Cotroneo begins his 16th season in the A's radio booth, where he again will work with broadcast partners Ken Korach and Ray Fosse in continuing the team's tradition of broadcasting excellence.

Prior to joining the A's, Cotroneo spent six seasons (1998-2003) as an announcer on the Texas Rangers broadcasts, where he partnered with Eric Nadel on the Rangers Radio Network. He also worked over 20 games on the television side during the 2002 season. Cotroneo joined the Rangers broadcast team in 1998 after spending seven seasons (1991-97) with the Houston Astros.

A 32-year broadcasting veteran, Cotroneo began his career with the Single-A Lynchburg Mets in 1984. He spent the next three seasons with the Double-A El Paso Diablos in the Milwaukee system before moving on to the Triple-A Iowa Cubs for the 1988 season. In his only season with Iowa, he was selected as the National Association's Minor League Announcer of the Year. Cotroneo joined the Astros organization the following season and was the radio voice of the Tucson Toros for two seasons (1989-90) before landing his first Major League job with the Astros in 1991.

A 1983 graduate of the University of Central Florida, Cotroneo and his wife, Veronica, have three children, Dominic, Olivia and Sophia.



# RAY FOSSE

## Radio and Television Analyst

Ray Fosse, former two-time Major League All-Star catcher and Emmy Award-winning broadcaster, celebrates his 36th consecutive season on radio and his 33rd season in the television booth as the A's game analyst.

Fosse, a 12-year major league veteran, played for the Cleveland Indians, Oakland A's, Seattle Mariners and Milwaukee Brewers, compiling a .256 batting average with 61 home runs. A native of Marion, Ill., Fosse attended Southern Illinois University, and was Cleveland's No. 1 draft pick in 1965. He made his Major League debut with the Indians in 1967 and spent the next six seasons in Cleveland. Fosse enjoyed his most productive season in 1970 when he batted .307 with a career-high 18 home runs and 61 RBI. He was named the American League All-Star catcher, received the Rawlings Gold Glove as the best defensive catcher in the American League and was voted Co-Man of the Year with Sam McDowell that season.

In 1971, Fosse was named starting catcher for the American League All-Star team and received his second Rawlings Gold Glove. He was traded to the Oakland A's in 1973 and played for the 1973 and 1974 World Champions in Oakland.

In 2002, Fosse was voted one of the 100 greatest players in Cleveland Indians history. He was named to the Oakland A's 50th Anniversary Team in 2018 and was inducted into the St. Louis Hall of Fame on February 11, 2019.

Ray and his wife, Carol, were married April 4, 1970, and celebrate their 51st anniversary in 2021. Ray and Carol reside in California and Arizona. They have two married daughters, four grandchildren and support several museums, universities, libraries and charitable organizations.



# GLEN KUIPER

## Television Play-by-Play

Glen Kuiper begins his 18th season in the A's television booth as the club's lead play-by-play voice.

Kuiper has covered the Bay Area baseball scene for NBC Sports California since 1992, serving as pre-game host and fill-in play-by-play announcer for both A's and Giants telecasts. He has also worked on Comcast SportsNet's Golden State Warriors and San Jose Sharks telecasts, along with numerous collegiate assignments and sideline reporting duties for select National Football League games on Fox. Kuiper has won 13 Northern California Emmy Awards for his coverage of Bay Area sports teams.

Glen is the youngest brother in a talented broadcasting family. His oldest brother, Duane, is a longtime member of the San Francisco Giants announcing team while older brother, Jeff, produces the Giants NBC Sports Bay Area telecasts.

Kuiper graduated from San Francisco State University with a bachelor's degree in broadcasting. He also attended the University of New Orleans and spent three years in the minor leagues. A native of Racine, Wis., Kuiper resides in Danville, Calif. with his wife, Amanda and two children, Jack and Annette.



## 2021 A'S RADIO NETWORK

| Station   | On Dial               | City      |
|-----------|-----------------------|-----------|
| Bloomberg | 960 AM/<br>103.7 HD-2 | Bay Area  |
| KAHI      | 104.5 FM/<br>950 AM   | Auburn    |
| KATA      | 1340 AM/              | Eureka    |
| KBLF      | 1490 AM               | Red Bluff |
| KDAC      | 1230 AM               | Ft. Bragg |
| KESP      | 970 AM                | Modesto   |
| KFPT      | 790 AM                | Fresno    |

| Station | On Dial              | City          |
|---------|----------------------|---------------|
| KHTK    | 1140 AM              | Sacramento    |
| KMYC    | 1410 AM              | Marysville    |
| KNRO    | 1400 AM/<br>103.9 FM | Redding       |
| KPAY    | 1290 AM              | Chico         |
| KPOD    | 1240 AM/<br>106.7 FM | Crescent City |
| KRKC    | 1490 AM/             | King City     |

| Station                | On Dial              | City                  |
|------------------------|----------------------|-----------------------|
| KUKI                   | 1400 AM/<br>103.3 FM | Ukiah                 |
| KXBX                   | 1270 AM/             | Lakeport              |
| *KIQQ                  | 1010 AM              | San Francisco         |
| *KATD                  | 990 AM               | Pittsburg/<br>Antioch |
| *Spanish Radio Network |                      |                       |

## DALLAS BRADEN

### Television Analyst

Dallas Braden enters his fourth season as an A's television color commentator and field analyst after spending 2017 as a pre- and postgame host for NBC Sports California.

Braden was Oakland's 24th round pick in 2004 and made his Major League debut with the A's in 2007. In his five-year playing career—all with Oakland—he compiled a 26-36 record to go along with a 4.16 career ERA. The highlight of Braden's playing career came on May 9, 2010 when he threw the 19th perfect game in MLB history against the Tampa Bay Rays on Mother's Day.

After retiring in 2014, Braden joined ESPN as a studio and color analyst. He left ESPN in 2017 to join NBC Sports California.

A native of Stockton, Calif., Braden resides in Simi Valley, Calif. with his wife, Meg, their daughters Kinslee and Marlee, and his grandmother Peggy.



## CHRIS TOWNSEND

### Host and Senior Broadcast Producer

Chris Townsend enters his third season as Host and Senior Broadcast Producer for A's Cast. In this role, he is responsible for creating and delivering multimedia A's content across multiple platforms.

Townsend also hosts A's Cast Live, the A's pre- and post-game shows and is an in-studio host during the broadcasts. Fans will continue to be able to engage with him during the games on his social media channels.

Townsend has worked in numerous capacities covering the A's, from prior roles in both TV and radio. He joins the A's after working for a number of local sports companies, including Oakland Raiders, 95.7 The Game, KNBR 680 and CSN Sports Bay Area. Chris has lived in the Bay Area for more than 25 years after attending San Jose State and playing baseball for the Spartans.

His grandfather Bob Elliott was the first 3rd baseman in baseball history to win the MVP in 1947. Elliott was a seven-time all-star during his 15 year career. He also was the manager of the Kansas City Athletics in 1960.



## AMAURY PI-GONZÁLEZ

### Radio Play-by-Play (Spanish)

Amaury Pi-González, a pioneer in establishing Spanish baseball radio play-by-play in the Bay Area, serves as the "Voice of the A's" for Spanish broadcasts. This will be his 28th season doing A's broadcasts, having filled that role from 1978-93, 2009-10 and again the past nine seasons.

Well-known and respected in both English and Spanish media circles, Pi-González enters his 44th season in Major League Baseball in 2021.

He began his career in 1977 with the Athletics and has also broadcast for the San Francisco Giants, Seattle Mariners and Los Angeles Angels. He was the Spanish play-by-play on Television for the Los Angeles Angels on Fox Deportes LA from 2010-17. Amaury also produces and hosts "Béisbol en la Bahía" for KIQI 1010 AM.

During his tenure, Pi-González has called the 1986 World Series for CBS Hispanic Network, the 1988, 1989 and 1990 Series for the A's, and the 2002 Series for the Giants. The Fremont, Calif., resident previously served five years as sports anchor for Telemundo TV48 in San Jose and was the Spanish voice for the NBA's Golden State Warriors (1992-98) and Los Angeles Clippers. In addition, he was the English voice for the Caribbean World Series for Fox Sports International in 2001 and 2002. Most recently, he called the A's playoff runs during the last three seasons for A's radio and provided color commentary for a San Jose Sharks game via their Spanish Radio/TV



SAP audio formats in both 2018 and 2019. He is a regular contributor to SportsRadioService.com, including a weekly podcast.

Born in Cuba, Amaury was inducted into the Cuban Sports Hall of Fame in 2004 and into the Hispanic Heritage Baseball Museum in 2004. He was inducted into the Bay Area Radio Hall of Fame in 2009 and is a cofounder and vice president of the Hispanic Heritage Baseball Museum and Hall of Fame, a Bay Area based non-profit. He was named to the New York City Advisory Board of the American Sportscasters Association in 2016. Pi-Gonzalez also called the victory parades for the Giants in 2010, 2012 and 2014, for the Warriors in 2015, and Sharks games in the Stanley Cup Finals in 2016 for Telemundo.

## MANOLO HERNÁNDEZ-DOUEN

### Radio Analyst and Play-by-Play (Spanish)


Manolo Hernández-Douen is in his 13th season as the Athletics analyst and play-by-play announcer for Spanish broadcasts. He has over 49 years of experience in journalism and has covered a variety of sports during that span.

A graduate of Universidad Católica Andrés Bello in his native Caracas, Hernández-Douen has covered the Olympic and Pan American Games, world championship boxing matches and winter league baseball, including the Caribbean Series. He was Venezuela's Sportswriter of the Year in 1979 and for five seasons was the basketball radio analyst for the Caracas Liga Especial de Baloncesto team.

Since moving to California in 1982, he has covered the NBA and Major League Baseball for several of the highest circulation Spanish newspapers in the United States including La Opinión in Los Angeles.

Most recently, he was the Sports Editor for El Nuevo Herald in Miami from 2000 to 2007, covered feature stories for lasmayores.com (MLB in Spanish) from 2008-2017, he's beisbolporgotas.com's Editor/Writer and is in charge of his own sports podcast, AcciónXGotas.

A proud father of two, Franklin and Cristina, and Kayla's, Khloe's and Liliana's grandfather, Manolo resides in San Leandro.




## JOSE LUIS ORELLANA

### Radio Analyst (Spanish)

Jose Luis Orellana is in his 10th season serving as the Athletics Spanish radio engineer and broadcaster. He has more than 37 years of experience in radio covering multiple sports.

A graduate of the University of El Salvador, Orellana began his career in 1980 covering first division soccer in his native El Salvador. During his career, he was a correspondent for "Punto Deportivo" and has covered events including the 1986 World Cup in Mexico, 1994 World Cup in the United States and the 1998 World Cup in France, as well as the 2002 Central America Student Games in El Salvador.

Orellana has two children, Jose and Carlos Alberto, and resides in Antioch.



### COLISEUM BATTING PRACTICE SCHEDULE

|                  | 12:37 Game Time | 1:07 Game Time | 6:07 Game Time | 7:07 Game Time |
|------------------|-----------------|----------------|----------------|----------------|
| A's Hit          | Until 11:00     | Until 11:30    | Until 4:30     | Until 5:30     |
| Visitors Hit     | 11:00 – 11:40   | 11:30 – 12:10  | 4:30-5:10      | 5:30 – 6:10    |
| A's Infield      | 11:40 – 11:50   | 12:10 – 12:20  | 5:10-5:20      | 6:10 – 6:20    |
| Visitors Infield | 11:50 – 12:00   | 12:20 – 12:30  | 5:20-5:30      | 6:20 – 6:30    |

# ATHLETICS BROADCAST HISTORY

|      |  |      |  |  |  |   |
|------|--|------|--|--|--|---|
| 1938 | WIBG: By Saam                                      | 1978 | KNEW: Bud Foster, Jim Peterson, Curt Flood         |  | KNTA (Spanish): Amaury Pi-González, Erwin Higueros, Evelio Mendoza |   |
| 1939 | WIBG: By Saam                                      |      | KPIX-TV: Monte Moore, Wayne Walker, Curt Flood     |  | 1989   | KSFO: Bill King, Lon Simmons, Ray Fosse   |
| 1940 | WIBG: By Saam, Claude Haring                       |      | KBRG (Spanish): Amaury Pi-González, Julio Gonzalez |  |  | KPIX-TV, KICU-TV: Monte Moore, John Shrader, Ray Fosse  |
| 1941 | WIBG: By Saam, Claude Haring                       | 1979 | KKIS: Red Rush, Hal Ramey                          |  |  | KNTA (Spanish): Amaury Pi-González, Erwin Higueros, Evelio Mendoza                              |
| 1942 | WIBG: By Saam, Claude Haring                       |      | KPIX-TV: Monte Moore, Wayne Walker                 |  | 1990   | KSFO: Bill King, Lon Simmons, Ray Fosse   |
| 1943 | WIBG: By Saam, Claude Haring                       |      | KBRG (Spanish): Amaury Pi-González, Julio Gonzalez |  |  | KPIX-TV, KICU-TV, SportsChannel: Monte Moore, Ray Fosse   |
| 1944 | WIBG: By Saam, Claude Haring                       | 1980 | KDIA: Red Rush, Dom Valentino, Ted Robinson        |  |  | KNTA (Spanish): Amaury Pi-González, Erwin Higueros, Evelio Mendoza                              |
| 1945 | WIBG: By Saam, Claude Haring                       |      | KPIX-TV: Monte Moore, Wayne Walker                 |  | 1991   | KSFO: Bill King, Lon Simmons, Ray Fosse   |
| 1946 | WIBG: By Saam, Claude Haring                       |      | KBRG (Spanish): Amaury Pi-González, Julio Gonzalez |  |  | KPIX-TV, KICU-TV, SportsChannel: Monte Moore, Ray Fosse, Greg Papa, Reggie Jackson, Bill Rigney |
| 1947 | WIBG: By Saam, Claude Haring                       | 1981 | KSFO: Bill King, Lon Simmons, Wayne Hagin          |  |  | KNTA (Spanish): Amaury Pi-González, Erwin Higueros, Evelio Mendoza                              |
| 1948 | WIBG: By Saam, Claude Haring                       |      | KPIX-TV: Bill King, Wayne Walker                   |  | 1992   | KSFO: Bill King, Lon Simmons, Ray Fosse   |
| 1949 | WIBG: By Saam, Claude Haring                       |      | KIQI (Spanish): Amaury Pi-González, Julio Gonzalez |  |  | KPIX-TV, KICU-TV, SportsChannel: Monte Moore, Ray Fosse, Greg Papa, Reggie Jackson, Bill Rigney |
| 1950 | WIBG: By Saam, Claude Haring                       | 1982 | KSFO: Bill King, Lon Simmons, Wayne Hagin          |  |  | KNTA (Spanish): Amaury Pi-González, Erwin Higueros, Evelio Mendoza                              |
| 1951 | WIBG: By Saam, Claude Haring                       |      | KCRA-TV: Bill King, Lon Simmons, Harmon Killebrew  |  | 1993   | KSFO: Bill King, Lon Simmons, Ray Fosse   |
| 1952 | WIBG: By Saam, Claude Haring                       |      | KIQI (Spanish): Amaury Pi-González, Julio Gonzalez |  |  | KPIX-TV, KICU-TV, SportsChannel: Monte Moore, Ray Fosse, Greg Papa, Reggie Jackson, Bill Rigney |
| 1953 | WIBG: By Saam, Claude Haring                       | 1983 | KSFO: Bill King, Lon Simmons, Wayne Hagin          |  |  | KNTA (Spanish): Amaury Pi-González, Erwin Higueros, Evelio Mendoza                              |
| 1954 | WIBG: By Saam, Claude Haring                       |      | KBHK-TV: Bill King, Lon Simmons, Bill Rigney       |  | 1994   | KFRC: Bill King, Lon Simmons, Ray Fosse   |
| 1955 | WDAF: Merle Harmon, Larry Ray                      |      | KPIX-TV: Bill King, Lon Simmons, Ted Robinson      |  |  | KRON-TV, SportsChannel: Greg Papa, Dick Stockton, Ray Fosse                                     |
| 1956 | WDAF: Merle Harmon, Larry Ray                      |      | KBRG (Spanish): Amaury Pi-González, Julio Gonzalez |  |  | KNTA (Spanish): Amaury Pi-González, Erwin Higueros, Evelio Mendoza                              |
| 1957 | WDAF: Merle Harmon, Ed Edwards                     | 1984 | KSFO: Bill King, Lon Simmons, Wayne Hagin          |  |  | KSTS-TV (Spanish): Erwin Higueros, Amaury Pi-González   |
| 1958 | WDAF: Merle Harmon, Ed Edwards, Bill Grigsby       |      | KPIX-TV: Bill King, Lon Simmons, Ted Robinson      |  | 1995   | KFCR: Bill King, Lon Simmons, Ray Fosse   |
| 1959 | WDAF: Merle Harmon, Bill Grigsby                   |      | KBRG (Spanish): Amaury Pi-González, Julio Gonzalez |  |  | KRON-TV, SportsChannel: Greg Papa, Dick Stockton, Ray Fosse                                     |
| 1960 | WDAF: Merle Harmon, Bill Grigsby                   | 1985 | KSFO: Bill King, Lon Simmons, Wayne Hagin          |  |  | KNTA (Spanish): Amaury Pi-González, Erwin Higueros, Evelio Mendoza                              |
| 1961 | WDAF: Merle Harmon, Bill Grigsby                   |      | KPIX-TV: Bill King, Lon Simmons, Ted Robinson      |  |  | KSTS-TV (Spanish): Erwin Higueros, Amaury Pi-González   |
| 1962 | KCMO: Monte Moore, Bruce Rice                      |      | KBRG (Spanish): Amaury Pi-González, Julio Gonzalez |  | 1996   | KFRC: Bill King, Ken Korach, Ray Fosse  |
| 1963 | KCMO: Monte Moore, George Bryson                   | 1986 | KSFO: Bill King, Lon Simmons, Ray Fosse            |  |  | KRON-TV, Sports Channel: Greg Papa, Ken Wilson, Ray Fosse                                       |
| 1964 | KCMO: Monte Moore, George Bryson                   |      | KPIX-TV: Bill King, Lon Simmons, Ted Robinson      |  |  |   |
| 1965 | KCMO: Monte Moore, Red Rush                        |      | KBRG (Spanish): Amaury Pi-González, Julio Gonzalez |  |  |   |
| 1966 | KCMO: Monte Moore, Lynn Faris                      | 1987 | KSFO: Bill King, Lon Simmons, Wayne Hagin          |  |  |   |
| 1967 | KCMO: Monte Moore, Lynn Faris                      |      | KPIX-TV: Bill King, Lon Simmons, Ted Robinson      |  |  |   |
| 1968 | KNBR: Monte Moore, Al Helfer                       |      | KBRG (Spanish): Amaury Pi-González, Julio Gonzalez |  |  |   |
| 1969 | KNBR: Monte Moore, Al Helfer                       | 1988 | KSFO: Bill King, Lon Simmons, Wayne Hagin          |  |  |   |
| 1970 | KNBR: Monte Moore, Harry Caray                     |      | KPIX-TV: Bill King, Lon Simmons, Ted Robinson      |  |  |   |
| 1971 | KEEN: Monte Moore, Bob Elson, Red Rush             |      | KBRG (Spanish): Amaury Pi-González, Julio Gonzalez |  |  |   |
| 1972 | KEEN: Monte Moore, Jim Woods, Jim Piersall         |      | KPIX-TV: Bill King, Lon Simmons, Ted Robinson      |  |  |   |
| 1973 | KEEN: Monte Moore, Jim Woods                       |      | KBRG (Spanish): Amaury Pi-González, Julio Gonzalez |  |  |   |
| 1974 | KEEN: Monte Moore, Jon Miller, Bill Rigney         |      | KPIX-TV: Bill King, Lon Simmons, Ted Robinson      |  |  |   |
| 1975 | KEEN: Monte Moore, Bob Waller                      |      | KBRG (Spanish): Amaury Pi-González, Julio Gonzalez |  |  |   |
| 1976 | KNBR: Monte Moore, Bob Waller                      |      | KPIX-TV: Bill King, Lon Simmons, Ted Robinson      |  |  |   |
| 1977 | KNBR: Monte Moore, Bob Waller                      |      | KBRG (Spanish): Amaury Pi-González, Julio Gonzalez |  |  |   |
|      | KPIX-TV: Monte Moore, Wayne Walker                 |      | KPIX-TV: Monte Moore, John Shrader, Ray Fosse      |  |  |   |
|      | KBRG (Spanish): Amaury Pi-González, Julio Gonzalez |      |  |  |  |   |

|      |  |      |  |
|------|--|------|--|
|      | KNTA (Spanish): Tito Fuentes, Carlos Cesar Rivera<br>KSTS-TV (Spanish): Erwin Higueros, Ramon Diaz   |      |  |
| 1997 | KFRC: Bill King, Ken Korach, Ray Fosse<br>KRON-TV, SportsChannel: Greg Papa, Ken Wilson, Ray Fosse<br>KNTA (Spanish): Tito Fuentes, Carlos Cesar Rivera<br>KSTS-TV (Spanish): Erwin Higueros, Ramon Diaz | 2007 | KFRC/KYCY: Ken Korach, Vince Cotroneo, Ray Fosse<br>KICU-TV, Fox Sports Bay Area: Glen Kuiper, Ray Fosse   |
| 1998 | KFRC: Bill King, Ken Korach, Ray Fosse<br>KRON-TV, Fox Sports Bay Area: Greg Papa, Ken Wilson, Ray Fosse   | 2008 | KFRC/KYCY: Ken Korach, Vince Cotroneo, Ray Fosse<br>KICU-TV, Comcast SportsNet Bay Area: Glen Kuiper, Ray Fosse  |
| 1999 | KABL: Bill King, Ken Korach, Ray Fosse<br>KICU-TV, Fox Sports Bay Area: Greg Papa, Ray Fosse   | 2009 | KTRB: Ken Korach, Vince Cotroneo, Ray Fosse<br>Comcast SportsNet California: Glen Kuiper, Ray Fosse<br>KDia (Spanish): Amaury Pi-González, Manolo Hernández-Douen  |
| 2000 | KABL: Bill King, Ken Korach, Ray Fosse<br>KICU-TV, Fox Sports Bay Area: Greg Papa, Ray Fosse   | 2010 | KTRB: Ken Korach, Vince Cotroneo, Ray Fosse<br>Comcast SportsNet California: Glen Kuiper, Ray Fosse<br>KDia (Spanish): Amaury Pi-González, Manolo Hernández-Douen  |
| 2001 | KABL: Bill King, Ken Korach, Ray Fosse<br>KICU-TV, Fox Sports Bay Area: Greg Papa, Ray Fosse   | 2011 | 95.7 FM THE GAME: Ken Korach, Vince Cotroneo<br>Comcast SportsNet California: Glen Kuiper, Ray Fosse   |
| 2002 | KFRC: Bill King, Ken Korach, Ray Fosse<br>KICU-TV, Fox Sports Bay Area: Greg Papa, Ray Fosse   | 2012 | 95.7 FM THE GAME: Ken Korach, Vince Cotroneo, Ray Fosse<br>Comcast SportsNet California: Glen Kuiper, Ray Fosse, Scott Hatteberg<br>KIQI (Spanish): Amaury Pi-González, Manolo Hernández-Douen                     |
| 2003 | KFRC: Bill King, Ken Korach, Ray Fosse<br>KICU-TV, Fox Sports Bay Area: Greg Papa, Ray Fosse<br>KKSF (Spanish): Julio Gonzalez, Fernando Areas   | 2013 | 95.7 FM THE GAME: Ken Korach, Vince Cotroneo, Ray Fosse<br>Comcast SportsNet California: Glen Kuiper, Ray Fosse, Scott Hatteberg<br>KIQI (Spanish): Amaury Pi-González, Manolo Hernández-Douen                     |
| 2004 | KFRC: Bill King, Ken Korach, Ray Fosse<br>KICU-TV, Fox Sports Bay Area: Hank Greenwald, Ray Fosse, Glen Kuiper, Tim Roye<br>KKSF (Spanish): Julio Gonzalez, Fernando Areas                               | 2014 | 95.7 FM THE GAME: Ken Korach, Vince Cotroneo, Ray Fosse<br>Comcast SportsNet California: Glen Kuiper, Ray Fosse, Shooty Babitt<br>KIQI (Spanish): Amaury Pi-González, Manolo Hernández-Douen                       |
| 2005 | KFRC: Bill King, Ken Korach, Ray Fosse<br>KICU-TV, Fox Sports Bay Area: Hank Greenwald, Ray Fosse, Glen Kuiper, Tim Roye<br>KKSF (Spanish): Fernando Areas, Jose Castro                                  | 2015 | 95.7 FM THE GAME: Ken Korach, Vince Cotroneo, Ray Fosse<br>Comcast SportsNet California: Glen Kuiper, Ray Fosse, Eric Chavez<br>KIQI (Spanish): Amaury Pi-González, Manolo Hernández-Douen                         |
| 2006 | KYCY: Ken Korach, Vince Cotroneo, Ray Fosse<br>KICU-TV, Fox Sports Bay Area: Glen Kuiper, Ray Fosse, Tim Roye  | 2016 | 95.7 FM THE GAME: Ken Korach, Vince Cotroneo, Ray Fosse<br>Comcast SportsNet California: Glen Kuiper, Ray Fosse, Mark Mulder<br>KIQI (Spanish): Amaury Pi-González, Manolo Hernández-Douen                         |
|      |  | 2017 | 95.7 FM THE GAME: Ken Korach, Vince Cotroneo, Ray Fosse<br>NBC Sports California: Glen Kuiper, Ray Fosse, Mark Mulder<br>KIQI (Spanish): Amaury Pi-González, Manolo Hernández-Douen                                |
|      |  | 2018 | 95.7 FM THE GAME: Ken Korach, Vince Cotroneo, Ray Fosse<br>NBC Sports California: Glen Kuiper, Ray Fosse, Dallas Braden<br>KIQI (Spanish): Amaury Pi-González, Manolo Hernández-Douen, Luis Orellana               |
|      |  | 2019 | KTRB/KHTK/A's Cast on TuneIn: Ken Korach, Vince Cotroneo, Ray Fosse<br>NBC Sports California: Glen Kuiper, Ray Fosse, Dallas Braden<br>KIQI (Spanish): Amaury Pi-González, Manolo Hernández-Douen, Luis Orellana   |
|      |  | 2020 | A's Cast on iHeart Radio/KNEW/: Ken Korach, Vince Cotroneo, Ray Fosse<br>NBC Sports California: Glen Kuiper, Ray Fosse, Dallas Braden<br>KIQI (Spanish): Amaury Pi-González, Manolo Hernández-Douen, Luis Orellana |

## A'S CAST

A's Cast is a free 24/7 streaming station on the iHeartRadio app that allows Oakland A's fans, and baseball fans alike, to experience exclusive live and recorded content throughout each day in Northern California. A's Cast includes all live game broadcasts and over 10 unique podcast titles that are transmitted on the iHeartRadio web and mobile platforms. Each show is also available on-demand for users outside of Northern California on Athletics.com/AsCast.



---

## SPRING TRAINING INFORMATION

---

**REPORTING DATES:** Pitchers and catchers have their first workout Wednesday, Feb. 17. The first full squad workout is Monday, Feb. 22.

**MEDIA INFORMATION:** For daily credentials, apply online at [credentials.mlb.com](http://credentials.mlb.com).

**HEADQUARTERS HOTEL:** Doubletree Guest Suites, 320 North 44th Street, Phoenix, Arizona, 85008. (602) 225-0500.

**MINOR LEAGUE HEADQUARTERS:** Lew Wolff Training Complex, 160 East Athletics Way, Mesa, Arizona, 85201. (480) 387-5800.

**STADIUM:** Hohokam Stadium (Capacity: 10,000), 1235 N. Center Street, Mesa, Arizona, 85201. (480) 907-5488. Press Box: (480) 907-5253.

---

## SPRING TRAINING SCHEDULE

---

| Day   | Date     | Opponent            | Site         | Time     |
|-------|----------|---------------------|--------------|----------|
| Sun.  | Feb 28   | Los Angeles (NL)    | Mesa         | 1:05 pm  |
| Mon.  | March 1  | Cincinnati          | Mesa         | 1:05 pm  |
| Tues. | March 2  | at Milwaukee        | Maryvale     | 1:10 pm  |
| Wed.  | March 3  | at Colorado         | Salt River   | 1:10 pm  |
| Thur. | March 4  | OFF DAY             |              |          |
| Fri.  | March 5  | Los Angeles (AL)    | Mesa         | 1:05 pm  |
| Sat.  | March 6  | at Seattle          | Peoria       | 1:10 pm  |
| Sun.  | March 7  | Cleveland           | Mesa         | 1:05 pm  |
| Mon.  | March 8  | at Kansas City      | Surprise     | 1:05 pm  |
| Tues. | March 9  | at Chicago (NL)     | Mesa (Sloan) | 1:05 pm  |
| Wed.  | March 10 | Milwaukee           | Mesa         | 1:05 pm  |
| Thur. | March 11 | at Texas            | Surprise     | 1:05 pm  |
| Fri.  | March 12 | San Diego           | Mesa         | 1:05 pm  |
| Sat.  | March 13 | at Cincinnati       | Goodyear     | 6:05 pm  |
| Sun.  | March 14 | Chicago (AL)        | Mesa         | 1:05 pm  |
| Mon.  | March 15 | at Cleveland        | Goodyear     | 1:05 pm  |
| Tues. | March 16 | at Arizona          | Salt River   | 1:10 pm  |
| Wed.  | March 17 | Kansas City         | Mesa         | 1:05 pm  |
| Thur. | March 18 | at San Diego        | Peoria       | 1:10 pm  |
| Fri.  | March 19 | Chicago (NL)        | Mesa         | 1:05 pm  |
| Sat.  | March 20 | at Los Angeles (AL) | Tempe        | 1:10 pm  |
| Sun.  | March 21 | OFF DAY             |              |          |
| Mon.  | March 22 | Arizona             | Mesa         | 1:05 pm  |
| Tues. | March 23 | Colorado            | Mesa         | 1:05 pm  |
| Wed.  | March 24 | at Chicago (AL)     | Glendale     | 1:05 pm  |
| Thur. | March 25 | Seattle             | Mesa         | 1:05 pm  |
| Fri.  | March 26 | at Los Angeles (NL) | Glendale     | 6:05 pm  |
| Sat.  | March 27 | Texas               | Mesa         | 1:05 pm  |
| Sun.  | March 28 | at San Francisco    | Scottsdale   | 1:05 pm  |
| Mon.  | March 29 | San Francisco       | Mesa         | 12:05 pm |

All times are local

# PAST SPRING TRAINING RECORDS

| YEAR | SITE           | RECORD  | HOME       |       | YEAR | SITE        | RECORD  | HOME       |       |
|------|----------------|---------|------------|-------|------|-------------|---------|------------|-------|
|      |                |         | ATTENDANCE | DATES |      |             |         | ATTENDANCE | DATES |
| 1968 | Bradenton, FL  | 15-12   | —          | —     | 1995 | Phoenix, AZ | 15-11-1 | 41,893     | 15    |
| 1969 | Mesa, AZ       | 10-14   | 12,003     | 13    |      |             | 6-4-2   | 16,617     | 6     |
| 1970 | Mesa, AZ       | 15-13   | 17,614     | 14    | 1996 | Phoenix, AZ | 16-16-1 | 86,543     | 15    |
| 1971 | Mesa, AZ       | 12-15   | 14,889     | 16    | 1997 | Phoenix, AZ | 17-15-1 | 103,298    | 18    |
| 1972 | Mesa, AZ       | 9-11    | 17,295     | 13    | 1998 | Phoenix, AZ | 18-13   | 93,261     | 17    |
| 1973 | Mesa, AZ       | 14-10   | 21,206     | 14    | 1999 | Phoenix, AZ | 16-17   | 92,110     | 16    |
| 1974 | Mesa, AZ       | 8-16    | 26,732     | 12    | 2000 | Phoenix, AZ | 20-11-1 | 77,781     | 14    |
| 1975 | Mesa, AZ       | 7-11    | 36,732     | 10    | 2001 | Phoenix, AZ | 22-10   | 110,876    | 15    |
| 1976 | Mesa, AZ       | 4-10    | 21,373     | 9     | 2002 | Phoenix, AZ | 17-15-1 | 118,268    | 17    |
| 1977 | Mesa, AZ       | 12-15   | 24,446     | 16    | 2003 | Phoenix, AZ | 16-13-2 | 81,537     | 14    |
| 1978 | Mesa, AZ       | 9-15    | 28,695     | 12    | 2004 | Phoenix, AZ | 19-14-1 | 123,535    | 16    |
| 1979 | Scottsdale, AZ | 12-10   | 13,295     | 9     | 2005 | Phoenix, AZ | 15-18   | 129,434    | 17    |
| 1980 | Scottsdale, AZ | 13-7    | 19,098     | 10    | 2006 | Phoenix, AZ | 15-17   | 113,077    | 16    |
| 1981 | Scottsdale, AZ | 17-10   | 37,899     | 13    | 2007 | Phoenix, AZ | 17-12-2 | 113,033    | 15    |
| 1982 | Phoenix, AZ    | 8-14    | 42,043     | 10    | 2008 | Phoenix, AZ | 18-8    | 88,617     | 13    |
| 1983 | Phoenix, AZ    | 14-11   | 28,621     | 9     | 2009 | Phoenix, AZ | 17-18-2 | 105,147    | 18    |
| 1984 | Phoenix, AZ    | 12-14   | 33,352     | 12    | 2010 | Phoenix, AZ | 12-17-3 | 105,507    | 16    |
| 1985 | Phoenix, AZ    | 13-13-1 | 49,718     | 13    | 2011 | Phoenix, AZ | 12-21-1 | 98,349     | 17    |
| 1986 | Phoenix, AZ    | 17-12   | 68,292     | 15    | 2012 | Phoenix, AZ | 15-7-2  | 72,617     | 11    |
| 1987 | Phoenix, AZ    | 14-15   | 88,994     | 14    | 2013 | Phoenix, AZ | 17-13-3 | 88,202     | 16    |
| 1988 | Phoenix, AZ    | 14-16   | 129,120    | 15    | 2014 | Phoenix, AZ | 15-13-5 | 78,011     | 15    |
| 1989 | Phoenix, AZ    | 19-13   | 152,416    | 16    | 2015 | Mesa, AZ    | 22-11-2 | 110,059    | 15    |
| 1990 | Phoenix, AZ    | 6-10    | 81,490     | 9     | 2016 | Mesa, AZ    | 12-17-3 | 100,614    | 15    |
| 1991 | Phoenix, AZ    | 13-16-1 | 156,345    | 16    | 2017 | Mesa, AZ    | 16-18   | 99,008     | 16    |
| 1992 | Phoenix, AZ    | 15-13   | 131,460    | 14    | 2018 | Mesa, AZ    | 14-16-2 | 104,693    | 17    |
| 1993 | Phoenix, AZ    | 15-18-1 | 174,911    | 19    | 2019 | Mesa, AZ    | 14-8    | 68,991     | 11    |
| 1994 | Phoenix, AZ    | 19-11   | 126,160    | 15    | 2020 | Mesa, AZ    | 13-10   | 53,351     | 10    |

## MEDIA GUIDE CREDITS

The 2021 Oakland Athletics Media Guide is a production of the Oakland Athletics Communications Department, Oakland Coliseum Way, Oakland, CA 94621. The guide was edited by Mike Selleck with assistance from Fernando Alcalá, Mark Ling and Olivia Hummer. The cover was designed by Garrett Lyons.

Photography by Michael Zagaris, Oakland A's; Ron Riesterer, Oakland Tribune; Doug McWilliams; National Baseball Hall of Fame and Oakland A's archives.

Statistical assistance from Major League Baseball's Information System, Elias Sports Bureau, Stats Inc., Bill Arnold of The Sports Features Group, Retrosheet and Baseball Reference.

Additional and updated information, statistics or photos are available to accredited news sources by contacting the A's Communications Department or by logging onto the team's virtual pressbox—pressbox.athletics.com.

---

## OAKLAND A'S IN THE COMMUNITY

---

The Oakland A's are proud of their rich tradition in Oakland and will continue to deliver experiences that enhance, connect, and entertain our community. The Club is committed to meeting the social, cultural, and educational needs of the community and accomplishes this work through the team's community engagement initiatives and its charitable arm, the Oakland A's Community Fund. The Oakland A's Community Fund takes an innovative and dynamic approach to support education, promote youth sports, and provide economic opportunity in order to help make Oakland and the East Bay a more equitable and inclusive community.

### SUPPORTING YOUTH EDUCATION

The A's education initiatives focus on literacy education and scholarships.

- **Home Run Readers** – Home Run Readers, presented by Ross Dress for Less, is a literacy program designed to help young students develop a lifelong love for reading by offering them monthly incentives when their classroom hits its reading goals.
- **The Bay Area All-Star Scholarship Team** – The Bay Area All-Star Scholarship Team (BAASST) is a partnership established in 1996 by the Oakland Athletics, Golden State Warriors, San Francisco 49ers, San Francisco Giants, San Jose Earthquakes, and San Jose Sharks. Through this program, the Oakland A's annually select one student attending an Alameda County public high school to receive a \$5,000 scholarship.
- **Bill King Scholarship** – Established in memory of Bill King, long-time legendary Bay Area sports announcer, the Oakland A's awards one \$5,000 scholarship each season to an undergraduate student that is majoring in journalism or broadcasting.

### YOUTH BASEBALL AND SOFTBALL

The A's are committed to providing youth the opportunity to learn and grow their love of baseball and softball through:

- **Future A's** – Future A's, presented by Kaiser Permanente, is the Club's youth baseball and softball initiative. In addition to providing complimentary jerseys and hats to local youth baseball and softball leagues, teams will receive benefits and support, including grants, and unique virtual training and activities. The A's distributed more than 22,000 uniforms to local leagues in 2020.
- **PLAY BALL** - A's PLAY BALL supports Major League Baseball's collective initiative that encourages young people and communities to engage in baseball and softball activities. PLAY BALL demonstrates the positive ways the game can serve as an outlet for physical activity, fun with friends, and learning how to play the sport at its most fundamental levels. The A's are bringing PLAY BALL to the home of our fans with baseball skills and drills videos made especially for our youth 18U.

### SOCIAL JUSTICE

The A's stand in solidarity with the Black community against racism and injustice. With our resources, we support, contribute, and amplify local organizations that work tirelessly to serve the needs of the Black community in Oakland and beyond. Visit [athletics.com/BLM](https://athletics.com/BLM) for more information. In 2020, the A's supported the Bay Area through:

- \$345,000 donated to social justice organizations
- **Social Content Series:** A Conversations about Race: Reflection & Action - Each week, A's VP of Government Affairs, Taj Tashombe, hosts a conversation about race with special guests via A's Facebook & Instagram Live.
- Season-long awareness campaigns in the ballpark, on A's social media channels and in-broadcast
- **Non-Profit Partner of the Game:** Awareness to 19 social justice organizations in the Bay Area by application of their work on social justice platforms

***Dick Callahan***  
***Nov. 11, 1940 - Jan 29, 2021***

Born in Scranton, PA on Nov. 11, 1940, Dick Callahan's impact on Bay Area sports, and Bay Area culture as a whole, cannot be overstated. Before becoming the unforgettable public address announcer we know him as today, Dick was just a regular kid from Pennsylvania coal country.

An alumnus of St. Jerome's University in Waterloo, Canada, Dick began his public address career at St. Mary's College in Moraga. He then served as the voice of the Golden State Warriors from 1981-2000, Cal Bears football for nearly a decade, and the Oakland A's from 2005-2020. In all, he announced an estimated 2,700 games across all sports, and he was proud of having announced at least once for every Bay Area sports team.

Despite the undeniable fact that he was a Bay Area sports icon, Dick was ever humble, always saying, "They don't spend money on a ticket to hear me." He worked tirelessly, studying scripts and pronunciations in advance of each game. He routinely served as a volunteer emcee for local youth and charity events and "treated every game like it was his first," all while running a successful insurance business.

One of the highlights of Dick's career came on May 7, 2019, when he celebrated his 1,000th game as PA announcer for the A's on the same night that Mike Fiers no-hit the Cincinnati Reds. The A's were also fortunate to have Dick in the booth for many other historic on-field performances including Dallas Braden's perfect game and Sean Manaea's no-hitter.

Dick was an iconic PA announcer, but most importantly he was a beloved husband, father, grandfather, and friend. We'll miss you, Dick.



***"Fans, as you drive home, please do so sssssssafely."***

---

## **IN MEMORY**

---

***Pedro Gomez***  
***Aug. 20, 1962 - Feb. 7, 2021***

Pedro Gomez, born on Aug. 20, 1962, made an indelible mark in the sports world with his reporting, but his lasting legacy will be the countless relationships he formed and nurtured over the short 58 years that he was able to share with us.

Pedro began his career with the Miami News (1985-88) and San Diego Union (1988-90) before moving to the Bay Area as the Oakland A's beat writer at the San Jose Mercury News (1990-94) and the Sacramento Bee (1995-97). During his one-year hiatus from the A's beat, he served as the national baseball writer for the Miami Herald (1994-95).

After his second tenure in Oakland, he was a sports columnist and national baseball writer for the Arizona Republic (1997-2003), before joining ESPN where he was a correspondent on SportsCenter, Baseball Tonight and additional studio shows.

During his time with ESPN, he covered everything from the quest for Babe Ruth's home run record to MLB's historic return to Cuba in 2016. He covered more than 25 World Series, 22 All-Star Games and was a voting member for the Baseball Hall of Fame as a member of the Baseball Writers Association of America.

For over 35 years, he gave us a glimpse into the sports world with behind the scenes access, but the lasting memories that he left us with will last a lifetime.

We'll miss you, Pedro.

