



2023 OAKLAND ATHLETICS

# MEDIA GUIDE



# 2023 SEASON SCHEDULE

## MARCH/APRIL

SUN	MON	TUE	WED	THU	FRI	SAT
SF 1:07PM				LAA 7:07PM		LAA 1:07PM
LAA 1:07PM	CLE 6:40PM	CLE 6:40PM	CLE 12:37PM		TB 3:40PM	TB 1:10PM
TB 10:10AM	BAL 3:35PM	BAL 3:35PM	BAL 3:35PM	BAL 10:05AM	NYM 6:40PM	NYM 1:07PM
NYM 1:07PM	CHC 6:40PM	CHC 6:40PM	CHC 12:37PM		TEX 5:05PM	TEX 4:05PM
TEX 11:35AM	LAA 6:38PM	LAA 6:38PM	LAA 6:38PM	LAA 1:07PM	CIN 6:40PM	CIN 1:07PM
CIN 1:07PM						

## MAY

SUN	MON	TUE	WED	THU	FRI	SAT
		SEA 6:40PM	SEA 6:40PM	SEA 12:37PM	KC 5:10PM	KC 4:10PM
KC 11:10AM	NYN 4:05PM	NYN 4:05PM	NYN 9:35AM	TEX 6:40PM	TEX 6:40PM	TEX 1:07PM
TEX 1:07PM	ARI 6:40PM	ARI 6:40PM	ARI 12:37PM		HOU 5:10PM	HOU 1:10PM
HOU 11:10AM	SEA 6:40PM	SEA 6:40PM	SEA 6:40PM	SEA 6:40PM	HOU 6:40PM	HOU 1:07PM
HOU 1:07PM	ATL 5:07PM	ATL 6:40PM	ATL 12:37PM			

## JUNE

SUN	MON	TUE	WED	THU	FRI	SAT
					MIA 3:40PM	MIA 1:10PM
MIA 10:40AM	PIT 4:05PM	PIT 4:05PM	PIT 9:35AM		MIL 5:10PM	MIL 1:10PM
MIL 11:10AM	TB 6:40PM	TB 6:40PM	TB 6:40PM	TB 12:37PM	PHI 6:40PM	PHI 1:07PM
PHI 1:07PM		CLE 4:10PM	CLE 4:10PM	CLE 10:10AM	TOR 4:07PM	TOR 1:07PM
TOR 10:37AM		NYN 6:40PM	NYN 6:40PM	NYN 12:37PM	CWS 6:40PM	

 HOME

 DRONE SHOW

 AWAY

 FIREWORKS SHOW

## JULY

SUN	MON	TUE	WED	THU	FRI	SAT
						CWS 1:07PM
CWS 1:07PM		DET 4:10PM	DET 4:10PM	DET 10:10AM	BOS 4:10PM	BOS 1:10PM
BOS 10:35AM		ASG			MIN 6:40PM	MIN 4:07PM
MIN 1:07PM	BOS 6:40PM	BOS 6:40PM	BOS 12:37PM	HOU 6:40PM	HOU 6:40PM	HOU 6:07PM
HOU 1:07PM		SF 6:45PM	SF 6:45PM		COL 5:40PM	COL 5:10PM
COL 12:10PM						

## AUGUST

SUN	MON	TUE	WED	THU	FRI	SAT
		LAD 7:10PM	LAD 7:10PM	LAD 7:10PM		SF 4:07PM
SF 1:07PM	TEX 6:40PM	TEX 6:40PM	TEX 12:37PM		WSH 4:05PM	WSH 4:05PM
WSH 10:35AM	STL 4:45PM	STL 4:45PM	STL 3:45PM		BAL 6:40PM	BAL 6:07PM
BAL 1:07PM	KC 6:40PM	KC 6:40PM	KC 12:37PM	CWS 5:10PM	CWS 5:10PM	CWS 4:10PM
CWS 11:10AM	SEA 6:40PM	SEA 6:40PM	SEA 1:10PM			

## SEPTEMBER/OCTOBER

SUN	MON	TUE	WED	THU	FRI	SAT
					LAA 6:40PM	LAA 1:07PM
LAA 1:07PM	TOR 1:07PM	TOR 6:40PM	TOR 12:37PM		TEX 5:05PM	TEX 4:05PM
TEX 11:35AM	HOU 5:10PM	HOU 5:10PM	HOU 4:10PM		SD 6:40PM	SD 1:07PM
SD 1:07PM	SEA 6:40PM	SEA 6:40PM	SEA 12:37PM	DET 6:40PM	DET 6:40PM	DET 1:07PM
DET 1:07PM		MIN 4:40PM	MIN 4:40PM	MIN 10:10AM	LAA 6:38PM	LAA 6:07PM
LAA 12:07PM						

All game times in PT  
Games/Times subject to change







**Eric Kubota was named West Coast Scout of the Year in 2022 by the Scout of the Year Foundation.**

**FRONT OFFICE**

# TABLE OF CONTENTS

## FRONT OFFICE

Table of Contents .....	2
Staff Directory .....	4
Front Office Profiles .....	9
Baseball Operations .....	11
Sports Medicine Staff .....	19
Medical Consultants .....	21
Clubhouse and Staff .....	21
Business Operations .....	23
Front Office Staff .....	26
The A's Elephant .....	32

## 2023 ATHLETICS

Manager and Coaches .....	34
The Players .....	43
Roster .....	283

## 2022 SEASON IN REVIEW

Season in Review .....	288
Batting and Pitching Statistics .....	294
Fielding Statistics .....	295
Day-By-Day Results .....	297
Wild Card Day-By-Day .....	300
Miscellaneous Stats .....	301
Club Statistics .....	302
Highs and Lows .....	302
Batting with RISP .....	304
Batting with the Bases Loaded .....	305
Pinch Hitting Statistics .....	305
Designated Hitting Statistics .....	306
Player Transactions .....	306
Final Spring Training Statistics .....	310
Spring Training Results .....	312

## RECORDS

Athletics Year-By-Year .....	314
Athletics vs. the American League .....	316
Athletics vs. the National League .....	318
Athletics in Divisional Play .....	318
Oakland A's Month-by-Month .....	319
Athletics Franchise Records .....	320
Oakland Athletics Records .....	326
Franchise Career Batting Leaders .....	332
Oakland Career Batting Leaders .....	333
Franchise Career Pitching Leaders .....	334
Oakland Career Pitching Leaders .....	335
Franchise Season Batting Leaders .....	336
Oakland Season Batting Leaders .....	337
Franchise Season Pitching Leaders .....	338
Oakland Season Pitching Leaders .....	339
Athletics Year-By-Year Batting .....	340
Athletics Year-By-Year Pitching .....	342
Athletics Year-By-Year Fielding .....	344
Athletics Year-By-Year Batting Leaders .....	346
Athletics Year-By-Year Pitching Leaders .....	352
Athletics Home Run History .....	358
Athletics Streaks .....	363

Oakland Athletics Streaks .....	364
Athletics Low-Hit Games .....	365
Oakland Athletics Steals of Home .....	366
Athletics Career Games Played Leaders .....	367
Athletics Triple Plays .....	368
Oakland Athletics Homestands and Road Trips .....	369
Longest Games in Oakland History .....	369
Game Times .....	370
Oakland Athletics Doubleheaders .....	370
Athletics at the All-Star Break .....	371
High Scoring Games in Oakland History .....	372
Biggest Comebacks and Blown Leads .....	372
The Last Time It Happened .....	373

## HISTORY

Athletics History .....	376
Notable Performances & Award Winners .....	377
Athletics Hall of Fame .....	381
Athletics in the National Baseball Hall of Fame .....	387
Athletics All-Star Game Selections .....	388
Oakland Athletics in Season Openers .....	389
Oakland A's Opening Day Lineups .....	390
The Championship Years .....	392
All-Time Postseason Results .....	398
Postseason Team Totals .....	402
Wild Card Series Records .....	404
Division Series Records .....	406
League Championship Series Records .....	408
World Series Records .....	410
Postseason Records .....	412
Postseason Career Leaders .....	414
Postseason Single Game Bests .....	415
Postseason Series Year-By-Year Recap .....	416
Athletics All-Time Roster .....	454
Oakland A's Coaches .....	462
Most Recent Trades With Each Team .....	463
Oakland A's & San Francisco Giants .....	464

## OPPONENTS

Baltimore Orioles .....	466
Boston Red Sox .....	467
Chicago White Sox .....	468
Cleveland Guardians .....	469
Detroit Tigers .....	470
Houston Astros .....	471
Kansas City Royals .....	472
Los Angeles Angels .....	473
Minnesota Twins .....	474
New York Yankees .....	475
Seattle Mariners .....	476
Tampa Bay Rays .....	477
Texas Rangers .....	478
Toronto Blue Jays .....	479
Arizona Diamondbacks .....	480
Atlanta Braves .....	481
Chicago Cubs .....	482
Cincinnati Reds .....	483



Colorado Rockies.....	484
Los Angeles Dodgers.....	485
Miami Marlins.....	486
Milwaukee Brewers.....	487
New York Mets.....	488
Philadelphia Phillies.....	489
Pittsburgh Pirates.....	490
St. Louis Cardinals.....	491
San Diego Padres.....	492
San Francisco Giants.....	493
Washington Nationals.....	494

## PLAYER DEVELOPMENT

Athletics Minor League Affiliates.....	496
Oakland A's Affiliates By Year.....	497
Athletics Scouting Assignments.....	498
Minor League Field Staff.....	498
Las Vegas Aviators Staff.....	505
Midland RockHounds Staff.....	508
Lansing Lugnuts Staff.....	510

Stockton Ports Staff.....	511
Arizona A's Staff.....	513
Minor League Schedules.....	516
Minor League Statistics.....	517
Organizational Leaders.....	524
Organizational Standings.....	525
Organizational Players.....	526
2022 Draft Picks.....	560

## MISCELLANEOUS

Oakland Coliseum.....	562
Coliseum Attendance Records.....	563
Coliseum Rainouts & Shortened Games.....	565
Athletics On The Air.....	566
Athletics Broadcast History.....	569
Spring Training Information.....	572
Spring Training Schedule.....	572
Past Spring Training Records.....	573
Oakland A's In The Community.....	574

## INDEX TO SELECTED FILLERS

20-Game Winners, Oakland A's.....	325	Managers, Athletics.....	35
20-Game Winning Streak, Oakland A's.....	401	Milestones Within Reach.....	154
All or Nothing.....	457	Minor League All-Stars.....	525
All-Star Game Selections, A's Most.....	394	Minor League Players and Pitchers of the Week.....	515
All-Stars, Athletics Youngest and Oldest.....	396	Monte Moore Award, The.....	387
At a glance, A's.....	311	Monthly Bests, Athletics Franchise.....	464
Built, How the A's Were.....	51	No Hit, Consecutive Games Without Being.....	136
Clinching Dates.....	215	Non-Roster Invitees, Recent to play for Oakland.....	116
Coaching Assignments, Oakland A's Recent.....	40	Opening Day, Oakland A's Most Consecutive Starts.....	391
Coliseum Firsts.....	88	Opening Day, Oakland A's Most Starts.....	391
Coliseum Quick Facts.....	562	Opening Day, Oakland A's Most Starts by Position.....	391
Comeback, Athletics Biggest.....	368	Opening Day, Oakland A's Oldest Starters.....	190
Consecutive Games Played, Oakland A's.....	367	Opening Day, Oakland A's Youngest Starters.....	190
Contract Status, Oakland A's.....	100	Philadelphia Athletic, The Last.....	460
Cycle, Athletics who have hit for the.....	349	Player and Pitcher of the Year, A's Organizational.....	559
Designated Hitter Rule.....	335	Player of the Week, A's Recent.....	378
Directory, MLB.....	477	Players Who Have Pitched, Oakland A's.....	70
Doubleheaders, Oakland A's Day/Night.....	371	Postseason Bests.....	377
Ejections, Oakland A's Recent.....	166	Presidents, Oakland A's.....	9
First Round Draft Picks, A's.....	560	Radio Network, Oakland A's.....	568
Five-hit games, Oakland A's.....	158	Relief Pitcher Effectiveness.....	301
Franchise Facts.....	5	Retired Numbers, Athletics.....	45
General Managers, Oakland A's.....	11	Ron Bergman Award, The.....	387
Ground Rules, Coliseum.....	565	Rookie Rule.....	111
Hits in a Game, Oakland A's 20 or More.....	357	Runs, 10 or more in an inning.....	328
Hits, Oakland A's Milestone.....	327	Save Rule.....	334
Homerless Streaks, Longest by Oakland Pitchers.....	339	Scoreless Streaks, Longest by Oakland Pitchers.....	339
Home Run Derby Participants, Athletics.....	76	Starts in the Batting Order.....	312
Home Runs, Athletics Milestone.....	355	Strikeouts, Athletics Milestone.....	358
Injured List, A's.....	291	Suspended Games, Oakland A's.....	258
Lasts by A's Pitchers.....	338		



**OAKLAND ATHLETICS**

Stadium/Mailing Address:  
Oakland Alameda County Coliseum  
7000 Coliseum Way  
Oakland, CA 94621

Business Office:  
55 Harrison Street, 3rd Floor  
Oakland, CA 94607

510-638-4900  
athletics.com

---

## **STAFF DIRECTORY**

---

### **EXECUTIVES**

Owner/Managing Partner .....	John Fisher
President .....	David Kaval
Senior Advisor to the Managing Partner.....	Billy Beane
Chairman Emeritus .....	Lew Wolff
Board Member .....	Bill Gurtin
Board Member.....	Keith Wolff
Board Member.....	Sandy Dean

### **Office of the President**

Special Assistant to the President.....	Rickey Henderson
Special Assistant to the President .....	Rollie Fingers
Special Assistant to the President.....	Dennis Eckersley
Chief of Staff .....	Miguel Duarte
Director, Project Finance.....	Ross Bowen
Manager, Operations.....	Colette Lucas-Conwell
Special Assistant & Investor Relations, Manager.....	Curtis Wiggington
Director, Alumni and Family Relations.....	Detra Paige
Manager, Alumni and Family Relations.....	Melissa Guzman

### **Real Estate**

Senior Director, Land Development .....	Sam Worden
Director, Real Estate.....	Anyé Spivey
Senior Manager, Project Development .....	Noah Rosen
Senior Real Estate Analyst.....	Leo Yang
Project Coordinator .....	Grace Howard

### **BASEBALL OPERATIONS**

General Manager .....	David Fort
Assistant General Manager, Major League & International Operations.....	Dan Feinstein
Assistant General Manager/Director of Player Personnel .....	Billy Owens
Assistant General Manager, Baseball Development and Technology .....	Rob Naberhaus
Special Assistant to General Manager.....	Grady Fuson
Special Assistant to General Manager.....	Chris Pittaro
Special Assistant to Baseball Operations .....	Scott Hatteberg
Director of Baseball Administration .....	Pamela Pitts
Director of Team Travel .....	Mickey Morabito
Senior Research Scientist.....	David Jackson-Hanen
Director, Baseball Development.....	Pike Goldschmidt
Director, Research and Analytics .....	Ben Lowry
Assistant Director, Scouting and Baseball Operations .....	Haley Alvarez
Coordinator, Scouting and Baseball Operations.....	Greg Ledford
Advanced Scouting Analyst.....	Leo Pollack
Video Coordinator .....	Adam Rhoden



Major League Video Assistant .....	Lewis Graeber
Executive Administrator, Baseball Operations .....	Alison Chapot

**Major League Coaching Staff**

Manager .....	Mark Kotsay
Coaches .....	Mike Aldrete, Darren Bush, Chris Cron, Scott Emerson, Tommy Everidge, Marcus Jensen, Eric Martins, Mike McCarthy

**Clubhouse**

Director of Clubhouse & Equipment Operations .....	Matt Weiss
Assistant Director, Clubhouse & Equipment Operations .....	Michael Clavin
Visiting Clubhouse Manager .....	Mike Thalblum
Manager, Clubhouse & Equipment Operations .....	Brian Davis
Clubhouse Staff & Umpires Attendant .....	Chad Yaconetti

**Medical Staff**

Director of Sports Medicine and Rehabilitation .....	Brian Schulman
Head Athletic Trainer .....	Jeff Collins
Assistant Athletic Trainers .....	Elliot Diehl, Brad LaRosa
Head Sport Performance Coach .....	Josh Cuffe
Assistant Sport Performance Coach .....	Steven Candelaria
Major League Massage Therapist .....	Ozzie Lyles
Lead Sport Scientist and Biomechanist .....	Ethan Stewart
Head Team Internist .....	Dr. Allan Pont
Team Internist .....	Dr. Grant Wang
Head Team Orthopedic Surgeon .....	Dr. Will Workman
Assistant Team Orthopedic Surgeon .....	Dr. Michael T Freehill
Arizona Team Internist .....	Dr. Fred Dicke
Arizona Orthopedic Surgeon .....	Dr. Douglas Freedberg

**Scouting**

Director of Scouting .....	Eric Kubota
Assistant Director of Scouting .....	Sean Rooney
Director, International Scouting .....	Steve Sharpe
Professional Scouts .....	Shooty Babitt, Jeff Bittiger, Grant Brittain, Dan Freed, Tim Huff, Will Schock, Steve Springer, Tom Thomas, Mike Ziegler
West Coast Supervisor .....	Scott Kidd
Midwest Supervisors .....	Mark Adair, Armann Brown
East Coast Supervisor .....	Marc Sauer
Master Pitching Scout .....	John Hughes
Area Scouts .....	Steve Abney, Anthony Aliotti, Neil Avent, Chris Botsoe, Fletcher Byrd, Jim Coffman, Ruben Escalera, Tripp Faulk, Julio Franco, Matt Higginson, Derek Lee, Kelcey Mucker, Trevor Schaffer, Rich Sparks, Jemel Spearman, Troy Stewart, Dillon Tung, Jeff Urlaub, Ron Vaughn
Dominican Republic Scouting Supervisor .....	Fernando Encarnacion
Latin American Scouting Supervisor .....	Juan Mosquera
Pacific Rim Coordinator .....	Adam Hislop
Australia Scout .....	Dan Betreen
Colombia Scouts .....	Tito Quintero, Oswaldo Garcia
Dominican Republic Scouts .....	Yendri Bachelor, Juan Carlos De La Cruz, Wilfredo Magallanes, Amaurys Reyes, Jose De Jesus (Video)
Europe Scout .....	Clemens Cichocki
Japan Scout .....	Toshiyuki Tomizuka
Mexico Scout .....	Javier Agelvis
South Korea Scout .....	Lewis Kim
Venezuela Scouts .....	Jose Barradas, Andri Garcia, Kevin Garcia, Argenis Paez, Oswaldo Troconis

**FRANCHISE FACTS**

All-Time Record .....	9210-9654	West Division Championships .....	17
Philadelphia .....	3886-4248	Wild Card Championships .....	4
Kansas City .....	829-1224	Most Valuable Players .....	11
Oakland .....	4495-4182	Cy Young Award Winners .....	5
World Championships .....	9	Rookies of the Year .....	8
Philadelphia .....	5	Managers of the Year .....	4
Oakland .....	4	Hall of Famers .....	17
American League Championships .....	15		
Philadelphia .....	9		
Oakland .....	6		

## **Player Development**

Director of Player Development	Ed Sprague
Director of Latin American Operations	Raymond Abreu
Director of Minor League Operations	Manny Colón
Assistant Director, Minor League Operations	Nancy Moriuchi
Assistant Director, Minor League Operations, Equipment and Clubhouse Operations	Thomas Miller
Minor League Operations Coordinator	Luis Victoria
Minor League Hitting Coordinator	Jim Eppard
Minor League Pitching Coordinator	Gil Patterson
Minor League Pitching Coordinator Assistant	Craig Lefferts
Pitching Development Coach	Dan Hubbs
Minor League Pitching Rehab Coordinator	Rick Rodriguez
Minor League Assistant Pitching Rehab Coordinator	Steve Connelly
Minor League Infield Coordinator	Juan Navarrete
Arizona Field Coordinator and Minor League Outfield/Baserunning Coordinator	Steve Scarosone
Minor League Catching Coordinator	Gabe Ortiz
Hitting Development Coach	Lloyd Turner
Coordinator of Player Development, Latin America	Veronica Alvarez
Senior Coordinator of Medical Services	Larry Davis
Minor League Medical Coordinator	Nate Brooks
Latin America Medical Coordinator	Nick Voelker
Minor League Rehab Coordinator	Javier Alvidrez
Minor League Rehab Assistant	Brittany Bilodeau
Minor League Sport Performance Coordinator	J.D. Howell
Assistant Minor League Sport Performance Coordinator	Scott Smith
Minor League Sport Performance Rehab Coordinator	Derek Clovis
Minor League Technology and Development Manager	Ed Gitlitz
Data Engineer	Andrew Gibson
Player Development Analyst	Myles Mensah
Senior Coordinator of Educational and Cultural Programs	Kelvin Todd
Coordinator of Educational and Cultural Programs	Leo Bejarán-Specht
Senior Facility Manager, Arizona	James Gibson
Assistants, Arizona Clubhouse Operations	Alex Haas, Dylan Ruth, Ari Vieira, Mark Gallo
Interpreter	Yen Po Wang
Arizona Head Groundskeeper	Chad Huss
Arizona Assistant Groundskeeper	Greg Hofer

## **Minor League Coaching Staff**

Managers	Fran Riordan (LV), Bobby Crosby (MID), Craig Conklin (LAN), Gregorio Petit (STK), Adam Rosales (ACL), Cooper Goldby (DSL)
Pitching Coaches	Brian Corey (LV), Chris Smith (MID), Don Schulze (LAN), Gabriel Ozuna (STK), Bronswell Patrick (ACL), Jim Gott (DSL) David Brito (DSL)
Hitting Coaches	Brian McArn (LV), Javier Godard (MID), Ron Witmeyer (LAN), Kevin Kouzmanoff (STK), Radhame Perez (ACL), Tyler Jeske (ACL), Tim Esmay (ACL), Gunnar Buhner (DSL), Jose Vicente (DSL)
Assistant Hitting Coaches	Todd Takayoshi (LV), Juan Dilone (MID), Ruben Escalera (STK), Luis Baez (LAN)
Infield Coach	Franklin Font (ACL), Carlos Casimiro (DSL)
Outfield Coach	Rafael Fortunato (DSL)
Head Athletic Trainers	Shane Zdebiak (LV), Jake Routhier (MID), Eric Fasth (LAN), Noah Huff (STK), Audyanna Merrick (ACL) Joe Trujillo (DSL)
Assistant Athletic Trainer	Dave Comeau (LV), Rachel Purcell (ACL)
Sport Performance Coaches	Matt Mosiman (LV), Connor Hughes (MID), Steven Thayer (LAN), Nate Penaranda (STK), Jake Kistaitis (ACL) Tomy Arias (DSL), Kevin Hernandez (DSL)

## **COMMUNICATIONS, COMMUNITY AND MARKETING**

Vice President, Marketing, Communications and Community	Catherine Aker
Executive Assistant	Lupita Rodriguez

### **Communications**

Director of Communications	Erica George
Director, Baseball Communications	Mark Ling
Baseball Information Manager	Mike Selleck
Baseball Communications Manager	Olivia Hummer
Baseball Communications Coordinator	Greg Korn

### **Community Engagement**

Senior Director, Community	Stephanie Gaywood
Senior Manager, Community	Whitney Campbell
Manager, Youth Baseball and Softball	Mychael Jamison
Coordinator, Community Engagement	Annalise Lyons



## **Marketing & Advertising**

---

Senior Director, Marketing & Advertising	Vittorio DeBartolo
Creative Director	John Lemein
Marketing Manager	Parker Preston
Manager, Marketing & Advertising	Vanessa Mendy
Marketing Coordinator	Kira Griffin
Marketing Project Coordinator	Cecily Mitchell
Graphic Designers	Casey Brochhagen, Kristin Shum
Team Photographer	Michael Zagaris

## **Broadcasting**

---

Coordinating Producer, Broadcasting	D'Aulaire Louwerse
Multimedia Producer	Cody Elias
Broadcasting and Media Content Coordinator	Ray Jensen
Senior Broadcast Producer and Host	Chris Townsend
Team Announcers	Ken Korach, Glen Kuiper, Vince Cotroneo, Dallas Braden, Johnny Dorskow

## **Ballpark Entertainment & Video Contest**

---

Senior Manager, Productions	Justin Marshall
Ballpark Entertainment Producer	Shaun Tatz
Ballpark Entertainment Production Coordinator	Charlie Kenneweg
Ballpark Events Coordinator	Isabella Vargas
Public Address Announcer	Amelia Schimmel
In-Game Host	Kara Tsuboi
Mascot	Stomper

## **Social Media**

---

Director, Social Media	Michael Alcaraz
Social Media Coordinators	Meredith Jarvis, Mason Platt
Video Producer	Jianyu Yang

## **TICKET SALES, PARTNERSHIPS AND ANALYTICS**

---

Vice President, Sales & Business Operations	Steve Fanelli
---	---------------

### **Business Analytics**

---

Senior Director of Business Analytics	Mark Bashuk
Senior Manager, Ticket Solutions	Austin Redman
Senior Manager, Business Analytics	Anne Marie Rowe
Business Operations Analyst	Kelsey Moeller

### **Ticket Sales**

---

Senior Director, Ticket Sales	Josh Feinberg
Manager, Ticket Sales	Gavin Lituchy
Senior Account Executive, Business Development	Parker Newton
Senior Account Executive, Ticket Sales	Anton Calvin
Account Executives	Sean Dobbyn, Alyssa Mensinger, Matt Musoni, Carly Wade
Ticket Sales Representatives	Ethan Eliason, Simon Siggins-Bell
Membership Services Representative	Nick Sakoda

### **Spring Training Business Operations**

---

Director, Spring Training Business Operations	Joe Pun
---	---------

### **Ticket Services**

---

Senior Director, Ticket and Premium Operations	Josh Ziegenbusch
Manager, Membership Services	Mariah Fitzpatrick
Premium Services Manager	Niko Domingo
Membership Services Representatives	Noah Berk, Dom DeAnda

### **Ticket Operations**

---

Director of Ticket Operations	David Adame
Ticket Operations Manager	Allie Guido
Ticket Operations Representative	Keith Barnard

### **Corporate Partnerships**

---

Senior Director of Corporate Partnerships	Greg Rieber
Manager, Corporate Partnerships	Jack Barbour
Managers, Partnership Marketing	Erika Cruz, Jonathan Labastida
Coordinators, Partnership Marketing	Savannah Fried, Graham Nolan

**STADIUM OPERATIONS**

Vice President, Stadium Operations ..... David Rinetti
Senior Director of Stadium Operations ..... Paul La Veau
Director of Concessions & Merchandise ..... Nicole Morgan
Director, Stadium Operations Events ..... Kristy Ledbetter
Director, Guest Services ..... Elisabeth Aydelotte
Director, Security ..... Jason Silva
Senior Manager of Stadium Services ..... Randy Duran
Stadium Operations Systems Coordinator ..... Gokulesh Killer
Stadium Operations Coordinator ..... Olivia Ortiz-Ortiz
Stadium Operations Scheduler ..... Dawn Silva
Stadium Operations Events Coordinator ..... Isiah Clement
Stadium Services Assistant ..... Isaiais Del Toro
Guest Services Coordinator ..... Robert Towne
Guest Services Assistant ..... Giancarlo Bautista
Manager of Authentication ..... Erik Farrell
Head Groundskeeper ..... Clay Wood
Assistant Head Groundskeeper ..... Samuel Turner

**LEGAL , PEOPLE OPERATIONS AND TECHNOLOGY**

Chief Legal Officer ..... D'Lonra Ellis

**Legal**

Associate General Counsel ..... Rhean Fajardo
Legal Counsel ..... Stephen Wilson
Marla Perez ..... Risk Manager

**People Operations**

Senior Director of People Operations & Talent ..... Adam Scoggan
Senior Manager, People Operations & Total Rewards ..... Lauren Cracraft-Capenhurst
Manager, Talent & Acquisition ..... Raul Rios
Manager, People Operations Business Partner ..... Diane Binder
People Operations Coordinator ..... J'ley Fagalar
Offices Services Coordinator ..... Andrea Ramsey

**Technology**

Senior Director, Technology ..... Jody Johnson
Senior Director, Engineering & Multimedia Services ..... David Don
Senior Systems Administrator ..... Joshua Wilson
Engineer & Multimedia Services ..... Charlie Magaña
Lead IT Support Administrator ..... Dave Cramer
IT Support Administrator ..... Michael Espinoza
Business Analyst ..... Alex Erskine

**ADMINISTRATION**

Coordinator of Project Activation ..... Fallan Groth

**FINANCE**

Vice President of Finance ..... Matthew Causey

**Finance and Accounting**

Controller ..... Thomas Hicks
Senior Director of Finance ..... Kasey Jarcik
Senior Manager, Payroll ..... Rose Dancil
Senior Payroll Specialist ..... Desiree Powers
Senior Accountant ..... Danna Mouat
Senior Revenue Accountant ..... Naima Peterson
Accounts Payable Coordinator ..... Carlos Hidalgo
Senior Financial Analyst ..... Ameela Li
Jr. Accountant ..... Marvin Hernandez



# FRONT OFFICE PROFILES

## DAVID KAVAL

President

[@DaveKaval](#) [DaveKaval](#)



On Nov. 17, 2016, David Kaval was named the seventh president in the history of the Oakland Athletics.

As one of the most dynamic leaders currently in sports, Kaval has led a complete transformation of the organization. He has repositioned the internal and external perception of the Club and has driven a number of innovative initiatives to propel the business forward.

In his seven seasons as president, Kaval has enhanced the fan experience by making upgrades to the Oakland Coliseum, introduced new ticketing programs, hosted MLB's first completely free game, and welcomed the largest crowd in Oakland Coliseum history when 56,310 fans attended the game versus the San Francisco Giants on July 21, 2018.

Kaval has created initiatives and programs to honor and celebrate the team's history, including naming the playing surface at the Coliseum Rickey Henderson Field, creating the Athletics Hall of Fame, retiring Oakland native Dave Stewart's number, and hiring Henderson, Stewart, Rollie Fingers, and Dennis Eckersley as special assistants.

In addition to delivering one of the best baseball experiences for the Club's fans, Kaval is committed to increasing the organization's community impact. During the 2020 season, the Club focused on five main community initiatives: COVID-19 relief, social justice, building community, education, and youth baseball and softball. The team donated more than \$2.6 million back to the community, including \$1.62 million for COVID-19 relief efforts.

Kaval worked alongside state and local officials to open an Accessible Voting Center at the Coliseum for the 2020 General Election. The Coliseum Vote Center was the largest in Northern California and included in-person voting in the Oakland Arena, curbside voting from the car, and ballot drop boxes for individuals to deposit their completed mail-in ballots. The A's also provided 3,000 KN95 masks and 1,300 pre-loaded Clipper cards to help ensure the most vulnerable Alameda County residents could vote safely. As part of the Vote Center, Alameda County provided free COVID-19 tests and flu shots.

In February 2021, under Kaval's leadership, the A's partnered with the White House and the State of California to open the first federally operated vaccination center in the country at the Oakland Coliseum.

Kaval is leading the Club's efforts to build a new ballpark for the Athletics. Since 2018, the Club has been focused on opening a new waterfront ballpark in Oakland. Kaval has made it a priority to engage the community to ensure the ballpark project is bigger than baseball. The A's have hosted hundreds of community meetings and workshops since 2018, giving residents a voice to share their perspectives and insights on how the ballpark can benefit and provide opportunities in Oakland. In 2021, MLB instructed the A's to explore other markets while continuing to pursue a waterfront ballpark in Oakland. While the Club continues its work in Oakland, the A's are also exploring Las Vegas as the future home of the team.

Kaval previously served as the president of the San Jose Earthquakes of Major League Soccer. He oversaw the business and soccer sides of the franchise and represented the club on the Major League Soccer Board of Governors. He continues to serve as a Board Member of the San Jose Earthquakes.

During his time with the Quakes, the team won the 2012 Supporters' Shield, which is awarded to the MLS team with the best regular season record. His success with the team culminated in the opening of Avaya Stadium – the Quakes' \$100M privately financed soccer stadium – on March 22, 2015. Kaval developed the innovative \$20M naming rights partnership with Avaya, which helped create the first cloud-

### OAKLAND A'S PRESIDENTS

President	Years
Charles O. Finley	1968-80
Roy Eisenhardt	1981-86
Walter J. Haas	1990-92
Sandy Alderson	1993-95; 1997-98
Steve Schott	1996
Michael Crowley	1998-2016
David Kaval	2017-present

enabled stadium. Since opening its gates, Avaya Stadium (now Payal Park) has held numerous events, including the 2016 MLS All-Star Game and World Cup Qualifiers. The 18,000-seat venue also houses the largest outdoor bar in North America.

Prior to joining the Earthquakes, Kaval founded the independent Golden Baseball League (GBL) in 2003. Memorable GBL alumni include Hall of Famer Rickey Henderson, Jose Canseco, Daniel Nava, Jose Lima, and Mark Prior. Kaval has also spent time in the Office of the President of the United States in Washington, D.C., where he worked on the National Security budget as part of the Office of Management and Budget (OMB).

He serves on a number of boards, including the Bay Area Council, the National Governing Board of the Positive Coaching Alliance (PCA) and the Young Presidents' Organization (YPO). In 2000, Kaval co-authored a book entitled "The Summer that Saved Baseball," which highlights a tour of all 30 Major League Baseball stadiums in the summer of 1998. He is also a lecturer in management at the Stanford Graduate School of Business (GSB) where he teaches sports Management.

A native of Cleveland, Ohio, Kaval earned a B.A. with honors in International Relations and an M.B.A. from Stanford University. He is a long-time resident of Menlo Park and lives there with his wife and two daughters.

## BILLY BEANE

### Senior Advisor to the Managing Partner

Billy Beane enters his first season as Senior Advisor to the Managing Partner after running the Club's baseball operations since 1997. He spent 18 seasons as General Manager followed by a seven-year stint as Executive Vice President of Baseball Operations.

Under his watch, the A's compiled a 2072-1874 (.525) record over the last 25 years including seven American League West titles (2000; 2002-03; 2006; 2012-13, 2020) and four AL Wild Card spots (2001; 2014; 2018; 2019).

Beane received MLB's inaugural Executive of the Year award in 2018 and was named Major League Executive of the Year by Baseball America two times (2002; 2013) and The Sporting News Executive of the Year three times (1999; 2012; 2018). He also earned MLB.com's Greatness in Baseball Yearly (GIBBY) Award as the 2012 MLB Executive of the Year and the 2012 Legacy Awards' Rube Foster Award as AL Executive of the Year, presented by the Negro League Baseball Museum.

A native of San Diego, Calif., Beane attended Mt. Carmel High School and UC San Diego, where he studied economics. Billy and his wife, Tara, reside in Danville, Calif., with their twins, Brayden and Tinsley. His daughter, Casey, is a graduate of Kenyon (Ohio) College.



## RICKEY HENDERSON

### Special Assistant to the President

Rickey Henderson enters his sixth season as Special Assistant to the President. In this role, Henderson assists A's President Dave Kaval in promoting the Oakland Athletics brand, in addition to continuing his duties as a roving on-field instructor.

During Henderson's 25-year Hall-of-Fame playing career, he spent 14 seasons with the Green and Gold. Henderson made 10 All-Star teams, won two World Series championships, one AL MVP (1990), one Gold Glove Award (1981), three Silver Slugger awards (1981, 1985, 1990) and one ALCS MVP Award (1989). He holds the record for most career stolen bases (1,406), runs scored (2,295) and lead-off home runs (81), as well as the single-season stolen base record (130, 1982). For his career, Henderson hit .279 with 3,055 hits, 297 home runs, 1,115 RBI, 1,406 stolen bases and 2,295 runs scored. In 2009, he was elected to the Baseball Hall of Fame on the first ballot with 94.8% of the vote.

2023 is the sixth anniversary of Oakland A's naming the playing surface at the Coliseum after Henderson. It was christened Rickey Henderson Field on Opening Day in 2017.

Following his playing career, Henderson joined the New York Mets as a special instructor in 2006 before being promoted to first base coach in 2007.



# BASEBALL OPERATIONS

## DAVID FORST

### General Manager



David Forst begins his 24th season with the Athletics and his first as the organization's head of baseball operations. Forst, who enters his eighth season as General Manager after being appointed to the position on Oct. 5, 2015, takes over for former Executive Vice President of Baseball Operations, Billy Beane, who will transition to an advisory role in 2023. The A's have made 11 postseason appearances since Forst joined the organization in 2000, including six times in the last 10 seasons.

The A's 11 postseason appearances since Forst's arrival in the 2000 season are fifth most among all Major League teams, trailing only New York-AL (19), St. Louis (16), Los Angeles-NL (14) and Atlanta (14).

### OAKLAND A'S HEAD OF BASEBALL OPERATIONS

Name	Years
Charles O. Finley	1968-79
Billy Martin	1980-82
Walt Jocketty, Dick Wincek	1983
Sandy Alderson	1983-97
Billy Beane	1997-2022
David Forst	2023-present

Since Forst took over as General Manager in 2016, the A's have made the playoffs three times in seven seasons which is tied for 11th most in the Majors. Their 520-512 (.504) record during that span is tied with Toronto for 13th best in baseball.

Forst runs all of the Club's baseball operations, including player acquisitions, contract negotiations and player evaluations, as well as overseeing all other day-to-day operations. Prior to his promotion, Forst spent 12 seasons as assistant general manager after serving as an assistant to the general manager and coordinator of professional scouting.

The 46-year-old Forst graduated Cum Laude from Harvard University in 1998 with a Bachelor of Arts degree in sociology. He played baseball for the Crimson for four seasons and earned third team All-America honors as a senior in 1998 when he finished the season hitting .406 with a 1.061 OPS including five home runs, 12 steals, and nine walks. He also played for the Springfield (Ill.) Capitals of the Frontier League in 1998 and 1999 where he combined to hit .288 in 147 career games.

A native of Encino, Calif., Forst resides in Berkeley, Calif., with his wife, Rebe, son, Judah, and daughter, Sasha.

### TRADES MADE IN THE DAVID FORST ERA

*(Includes trades since he was named General Manager on Oct. 5, 2015)*

#### 2015

Nov. 20	Liam Hendriks acquired from Toronto for Jesse Chavez.
Nov. 25	Jed Lowrie acquired from Houston for minor leaguer Brendan McCurry.
Dec. 2	Yonder Alonso and Marc Rzepczynski acquired from San Diego for Drew Pomeranz, Jose Torres and a player to be named later (Jabari Blash).
Dec. 8	Evan Scribner traded to Seattle for minor leaguer Trey Cochran-Gill.
Dec. 9	J.B. Wendelken and minor leaguer Zack Erwin acquired from the Chicago White Sox for Brett Lawrie.

#### 2016

Feb. 12	Khristian Davis acquired from Milwaukee for minor leaguers Bubba Derby and Jacob Nottingham.
Feb. 25	Chris Coghlan acquired from the Chicago Cubs for Aaron Brooks.
June 9	Chris Coghlan traded to the Chicago Cubs for Arismendy Alcantara.

July 30	Billy Burns traded to the Kansas City Royals for Brett Eibner.
Aug. 1	Rich Hill and Josh Reddick traded to the Los Angeles Dodgers for Jharel Cotton, Frankie Montas and minor leaguer Grant Holmes.
Aug. 25	Marc Rzepczynski and cash traded to Washington for minor leaguer Max Schrock.
Aug. 31	Coco Crisp and cash traded to Cleveland for minor leaguer Colt Hynes.
Nov. 12	Paul Blackburn acquired from Seattle for Danny Valencia.

#### 2017

Jan. 26	Dillon Overton traded to Seattle for minor leaguer Jason Goldstein.
July 16	Sean Doolittle and Ryan Madson traded to Washington for Blake Treinen and minor leaguers Sheldon Neuse and Jesus Luzardo.

July 31 Sonny Gray traded to the New York Yankees with \$1.5 million international bonus slot cash in exchange for Dustin Fowler, Jorge Mateo and minor leaguer James Kaprielian; Adam Rosales traded to Arizona for minor leaguer Jeferson Mejia.

August 6 Yonder Alonso traded to Seattle for Boog Powell.

August 15 Chris Hatcher acquired from the Los Angeles Dodgers for \$500,000 international slot money.

August 23 Rajai Davis traded to Boston for minor league outfielder Rafael Rincones.

Nov. 15 Ryon Healy traded to Seattle for Emilio Pagan and minor leaguer Alexander Campos.

Nov. 22 Jaycob Brugman traded to Baltimore for a player to be named later (minor leaguer Jake Bray on Dec. 19).

Dec. 11 Joey Wendle traded to Tampa Bay for a player to be named later (minor leaguer Jonah Heim on Dec. 19).

Dec. 14 Stephen Piscotty acquired from St. Louis for Yairo Muñoz and minor leaguer Max Schrock.

## **2018**

Jan. 29 Ryan Buchter, Brandon Moss and cash acquired from Kansas City for Jesse Hahn and Heath Fillmyer.

March 31 Josh Lucas acquired from St. Louis for minor league pitcher Casey Meisner.

April 19 Trayce Thompson traded to the Chicago White Sox for cash or a player to be named later.

April 25 Wilmer Font acquired from the Los Angeles Dodgers for minor league pitcher Logan Salow.

May 25 Wilmer Font traded to Tampa Bay for minor league pitcher Peter Bayer.

July 21 Jeurys Familia acquired from the New York Mets for minor leaguers Bobby Wahl and Will Toffey and \$1,000,000 international slot money.

Aug. 5 Shawn Kelley and cash considerations acquired from Washington for international slot money.

Aug. 6 Mike Fiers acquired from the Detroit Tigers for two players to be named later (minor league pitchers Nolan Blackwood on Aug. 6 and Logan Shore on Sept. 19).

Aug. 9 Fernando Rodney acquired from the Minnesota Twins for minor leaguer Dakota Chalmers.

Aug. 31 Cory Gearrin acquired from Texas for minor league pitchers Abdiel Mendoza and Teodoro Ortega.

Sept. 3 Aaron Brooks acquired from Milwaukee for cash considerations.

Nov. 20 Tanner Anderson acquired from Pittsburgh for a player to be named later (minor leaguer Wilkin Ramos on Dec. 1).

Dec. 21 Acquired Jurickson Profar from Texas in a three-team trade in which the A's sent minor leaguer Eli White and international bonus slot cash to Texas and pitcher Emilio Pagán and the A's Competitive Balance Round A pick in the 2019 First-Year Player Draft to Tampa Bay; Rangers sent minor leaguer Rollie Lacy to the Rays and Tampa Bay sent minor leaguers Kyle Bird, Brock Burke and Yoel Espinal to Texas.

## **2019**

March 27 Kendrys Morales and cash considerations acquired from the Toronto Blue Jays for minor league infielder Jesus Lopez and international slot money.

May 14 Kendrys Morales and cash traded to the New York Yankees for a player to be named later or cash considerations.

July 14 Homer Bailey acquired from Kansas City for minor leaguer Kevin Merrell.

July 27 Jake Diekman acquired from the Kansas City Royals for minor league pitcher Ismael Aquino and minor league outfielder Dairon Blanco.

July 31 Tanner Roark and cash considerations acquired from the Cincinnati Reds for minor league outfielder Jameson Hannah.

Nov. 23 Jharee Cotton traded to the Chicago Cubs for cash considerations.

Dec. 2 Austin Allen and a player to be named later (minor leaguer Buddy Reed on Dec. 12) acquired from the San Diego Padres for Jurickson Profar.

Dec. 12 Vimalael Machin acquired from the Philadelphia Phillies in exchange for cash considerations.

## **2020**

Jan. 13 Tony Kemp acquired from the Chicago Cubs for minor leaguer Alfonso Rivas.

Feb. 15 Burch Smith acquired from the San Francisco Giants for cash considerations.

June 30 Jorge Mateo traded to the San Diego Padres for a player to be named later (minor leaguer Junior Perez on Nov. 5).

Aug. 28 Tommy La Stella acquired from the Los Angeles Angels for Franklin Barreto.

Aug. 31 Mike Minor and cash acquired from the Texas Rangers for two players to be named later (minor leaguers Dustin Harris and Marcus Smith on Sept. 18) and international slot money.

## **2021**

Jan. 14 Nik Turley acquired from the Pittsburgh Pirates for cash considerations

Jan. 30 Cole Irvin acquired from the Philadelphia Phillies for cash considerations

Feb. 6 Elvis Andrus, Aramis Garcia and cash acquired from the Texas Rangers for Khris Davis, Jonah Heim and minor leaguer Dane Acker

Feb. 12 Adam Kolarek and minor leaguer Cody Thomas acquired from the Los Angeles Dodgers for Sheldon Neuse and minor leaguer Gus Varland

Feb. 24 Dustin Fowler traded to the Pittsburgh Pirates for cash considerations

May 5 Skye Bolt acquired from the San Francisco Giants for cash considerations

July 26 Andrew Chafin acquired from the Chicago Cubs with cash considerations for Greg Deichmann and minor leaguer Daniel Palencia

July 28 Starling Marte acquired from the Miami Marlins with cash considerations for Jesús Luzardo

July 30 Yan Gomes and Josh Harrison acquired from the Washington Nationals with cash for minor leaguers Richard Guasch, Drew Millas and Seth Shuman

Nov. 19 Brent Honeywell acquired from the Tampa Bay Rays for cash considerations

## **2022**

Mar. 12 Adam Oller and minor leaguer J.T. Ginn acquired from the New York Mets for Chris Bassitt

Mar. 14 Cristian Pache and minor leaguers Ryan Cusick, Joey Estes and Shea Langeliers acquired from the Atlanta Braves for Matt Olson

Mar. 16 Zach Logue, Kevin Smith, Kirby Sneed and minor leaguer Gunnar Hoglund acquired from the Toronto Blue Jays for Matt Chapman

April 3 Sean Manaea and minor leaguer Aaron Holiday traded to the San Diego Padres for Adrian Martinez and minor leaguer Euriel Angeles



July 9 Christian Bethancourt traded to the Tampa Bay Rays for minor leaguers Christian Fernandez and Cal Stevenson

Aug. 1 Frankie Montas and Lou Trivino traded to the New York Yankees for Luis Medina, JP Sears, minor leaguer Cooper Bowman and minor league Ken Waldichuk

Dec. 6 Chad Smith acquired from the Colorado Rockies for minor leaguer Jeff Criswell

Dec. 12 Kyle Muller, Manny Piña, Freddy Tarnok and minor leaguer Royber Salinas acquired from Atlanta and Esteury Ruiz acquired from Milwaukee as part of a three-team, nine-player deal in which the A's traded Sean Murphy to Atlanta and Joel Payamps to Milwaukee and the Atlanta sent William Contreras and minor leaguer Justin Yeager to Milwaukee; Vimal Machin designated for assignment

Dec. 15 Yonny Hernandez traded to the Los Angeles Dodgers for cash considerations

**2023**

Jan. 26 Cole Irvin and minor leaguer Kyle Virbitsky traded to the Baltimore Orioles for minor leaguer Darell Her-naiz

Feb. 11 JJ Bleday acquired from the Miami Marlins for A.J. Puk

**DAN FEINSTEIN**

**Assistant General Manager, Major League and International Operations**



Dan Feinstein enters his eighth season as assistant general manager, major league and international operations and 22nd overall in the Athletics organization. He was promoted to assistant general manager after four years as director of professional scouting/baseball development. Feinstein's primary role is to assist David Forst in all aspects of baseball operations, including roster construction, contract negotiations, arbitration, trade analysis and the interpretation of MLB rules.

In addition, he oversees the A's international scouting efforts in Latin America, Asia and Europe, as well as the team's professional scouting staff.

This is Feinstein's second stint with the A's, having previously served in a variety of capacities from 1994-2004, including the role of assistant, amateur scouting and video coordinator. He spent the 2005 season as coordinator, baseball operations for the Los Angeles Dodgers and was director, baseball operations for the Tampa Bay Rays for six seasons from 2006-11 prior to rejoining the A's in 2012.

A native of Lafayette, Calif., he attended UC Davis and earned a degree in Medieval European History. Feinstein resides in Lafayette with his wife, Meghan, and two children, Will (12) and Charlotte (7).

**BILLY OWENS**

**Assistant General Manager/Director of Player Personnel**



Billy Owens begins his 25th season with the Athletics and his eighth as assistant general manager/director of player personnel. He was promoted to the position after spending the previous 12 seasons as director of player personnel. Owens' responsibilities include providing input and recommendations for potential trades and free agent signings, along with evaluation in the area of amateur scouting.

Prior to moving into a front office position, Owens spent five seasons as a hitting coach in the A's minor league system, with stops at Southern Oregon (1999), Vancouver (2000-01) and Arizona (2002-03). In addition to his coaching duties, Owens also assumed scouting responsibilities as an area scout and was promoted to East Coast Scouting Coordinator in 2003.

A third round pick (72nd overall) by the Baltimore Orioles in the 1992 June Draft, Owens played seven seasons of minor league ball with the Baltimore (1992-96) and Houston organizations (1997-98) before joining the A's as an area scout.

A native of San Jose, Calif., Owens attended the University of Arizona, where he played both baseball and football. He was a football, basketball and baseball standout at Bellarmine College Preparatory and is a member of the school's hall of fame. Billy O makes his off-season home in Scottsdale, Ariz.

## ROB NABERHAUS

### Assistant General Manager, Baseball Development and Technology

Rob Naberhaus is entering his 11th year with the Athletics and second as assistant general manager, baseball development and technology. In this role, he oversees all aspects of the data and technology development within baseball operations.

Naberhaus previously served as architect, then director of baseball systems from 2012-19, and senior director, baseball development and technology from 2020-21, and continues to oversee the design and creation of all analytics tools used by baseball operations. Prior to coming to Oakland, Rob spent four years with the Tampa Bay Rays in their baseball systems department. He had previously worked in IT consulting with Accenture from 2004-08.

A graduate of the University of Nebraska-Lincoln, Naberhaus resides in Scottsdale, Ariz., with his wife, Erin, and son, Gareth.



## ED SPRAGUE

### Director of Player Development

Entering his eighth season with the A's, 2023 will be Sprague's fourth season as director of player development after serving as assistant director of player development & coordinator of on-field analytics to director of player development during the 2019 season. He previously served the A's as instruction coordinator from 2016-18. He oversees the development and evaluation of players throughout the A's farm system, which consistently ranks among the best in the game. He also coordinates field instruction for the entire minor league system.

Sprague previously served as head coach at the University of Pacific from 2004-15, during which his teams posted an overall record of 250-406. During his tenure, 21 of his players were selected in the Major League Baseball Draft, with multiple players currently active in the professional ranks. He guided Pacific to one of the best seasons in program history in 2010, finishing with a 31-23 overall record that included a new program record of 31 victories over Division I opponents. In addition to his on-field success, he spearheaded the campaign to build an on-campus home field for the Tigers, with Klein Family Field opening on April 18, 2006.

While a student-athlete at Stanford, the baseball program won back-to-back national titles in 1987 & 1988, and he was a member of Team USA Baseball that won an Olympic Gold Medal in Seoul in 1988. After being drafted by Toronto in the first round of the 1988 draft out of Stanford, Sprague played 11 years in the Major Leagues with the Blue Jays, A's, Pirates, Padres, Red Sox and Mariners. He was an integral part of the Blue Jays teams that won back-to-back World Series in 1992-93 and was named a National League All-Star in 1999 with the Pirates. Sprague and his wife Kristen reside in Lodi, Calif. They have four children: daughters Payton and Paris, and sons Jed and John.



## ERIC KUBOTA

### Director of Scouting

Eric Kubota is in his 38th season with the Athletics organization and his 22nd as director of scouting.

Kubota has overseen the club's last 21 drafts that have produced dozens of players who have risen to the major leagues with various clubs, including current A's Seth Brown (2015), A.J. Puk (2016), Nick Allen (2017), and Jonah Bride (2018).

In January 2014, Kubota was honored as "Scout of the Year" by the Santa Clara County Hot Stove Committee.

Prior to assuming his current position, Kubota served as the club's supervisor of international scouting for three seasons, overseeing the scouting staff and player evaluations in the Dominican Republic and Venezuela.

Kubota, 58, began his baseball career in June of 1984 while he was an undergraduate at the University of California, Berkeley, spending the better part of six seasons working in the A's me-



dia relations department. In November of 1989, he joined the baseball operations staff as an assistant director of scouting, handling daily administrative duties of the scouting department, including preparation work for the Rule 4, Rule 5 and June drafts, compiling the team's prospect book and preparing statistical information.

He was elevated to Pacific Rim coordinator in November of 1996, where he acted as a liaison between the A's and Asian baseball teams in addition to his scouting duties in Northern California and Hawaii.

Eric graduated from Cal in 1986 with a bachelor of arts degree in political science. He resides in Rocklin, Calif., with his wife, Karen, and their two children.

## MANNY COLÓN

### Director of Minor League Operations

Manny Colón enters his second year as Director of Minor League Operations for the A's. In this role, he oversees all minor league logistics including the team's facility in Mesa, Ariz., as well as the Club's relationships with its minor league affiliates.

Prior to joining the A's, Manny spent 19 seasons with the Miami Marlins, most recently as Director of Team Travel. He joined the Marlins in 2002 as a marketing intern before eventually working his way up to the role of Manager of Player Development & International Operations prior to being promoted to travel director in 2010.

A graduate of the University of Tennessee at Martin, Colón also has a master's in sport administration from St. Thomas University in Miami, Fla. He has been an adjunct professor and guest lecturer at various local universities over the past 10 years, and in 2022 he took over as General Manager of Santurce Cangrejeros in the Puerto Rico Winter League.

The Monterey, Calif., native has three children, Melanie, Jason and Matias, with his wife, Edmarie.



## RAYMOND ABREU

### Director of Latin American Operations

Raymond Abreu is entering his 29th season with the Athletics and has served as the team's director of Latin American operations for the past 19 years.

In this dual role, Raymond oversees both the day-to-day working function of the Athletics Academy in La Victoria and also supervises player development and the A's scouting efforts throughout the Dominican Republic. He has been with the Athletics since the inception of the Academy in 1994.

Abreu just concluded a five-year stint as the General Manager of the Toros del Este, a professional team in the Liga de Beisbol Dominicano which competes during the winter months.

He has also previously spent time as the GM of Leones de Escogido. Abreu holds a Business Management degree from Saint Peter's University. A native of Jersey City, N.J., Abreu resides in Santo Domingo, D.R., with his wife, Azalia, and three daughters, Isabella, Emma and Mila.



## CHRIS PITTARO

### Special Assistant to the General Manager

Chris Pittaro enters his 32nd season in the Oakland organization, his 12th as a special assistant to the general manager. Prior to being named to his current position, Pittaro served as director of professional scouting for five years.

He spent the previous six seasons as national field coordinator after serving as an area scout and national cross checker with the Athletics since 1991.

In 2012, Pittaro was inducted into the Professional Baseball Scouts Hall of Fame.

Selected by the Detroit Tigers in the 1982 June First Year Player Draft, Pittaro made his Major League debut with the Tigers in 1985, batting .242 in 28 games. He was traded to the Minnesota



Twins in 1986 and spent parts of the '86 and '87 seasons on the Twins big league roster. He retired during the 1988 season.

Pittaro attended the University of North Carolina from 1980-82 before signing with the Tigers following his junior season. After he retired as a player in 1988, he enrolled in Rider College in New Jersey where he obtained a bachelor of science degree in finance in 1991, graduating Summa Cum Laude. Pittaro is a native of Hamilton, N.J., and has three children; Erica, Giana and CJ.

## GRADY FUSON

### Special Assistant to the General Manager

Grady Fuson, former Oakland Athletics scouting director and one of the game's most respected scouts and baseball executives, returned for his second stint with the A's in 2010 as a special assistant to the general manager.

After beginning his career as an area scout with Oakland in 1982, he has now spent 32 seasons with the A's organization, including seven years as scouting director from 1995-2001.

Prior to his current stint with the Athletics, he served as vice president of scouting and player development with San Diego from 2006-09 after joining the Padres in 2005 as a special assistant to the general manager. His first stint with the A's ended in 2002, when he joined the Texas Rangers as assistant general manager, spending three seasons in charge of the Rangers scouting and player personnel.

In January of 2020, he was honored with the Legends in Scouting Award by the Professional Baseball Scouts Foundation. In 2017, Fuson was named the recipient of the 10th annual Sheldon "Chief" Bender Award, which is given by Minor League Baseball to a person with distinguished service who has been instrumental in player development. He also was named the West Coast Scout of the Year at the 2017 Baseball Winter Meetings in Orlando, which is an award voted on by scouting directors across baseball. The Scout of the Year program—which was founded in 1984 by Tony Pacheco, Jim Russo and Hugh Alexander—recognized members of the scouting community for their excellence in scouting, years of service and professionalism in the performance of the job.

After a two-year stint playing in the minor leagues, Fuson became head baseball coach at the University of Puget Sound in Washington before originally joining the A's franchise. During his tenure in Oakland, he has played a prominent role in drafting such players as Eric Chavez, Tim Hudson, Mark Mulder and Barry Zito, which provided the impetus for the franchise to feature five playoff teams over a seven-year period from 2000-06.



## STEVE SHARPE

### Director, International Scouting

Steve Sharpe enters his 19th year with the Oakland Athletics, and first season as the Director of International Scouting. He was selected by the A's in the 11th round of the 2004 First-Year Player Draft out of the University of Central Missouri, where he was a 1st Team All-American that same year, and later inducted into the UCM Baseball Diamond Club in 2019.

After spending seven seasons playing in the A's system, and achieving success as a three time All-Star including the Northwest League (2004), Midwest League (2006), and Texas League (2007), he was hired by the Oakland Athletics, bringing his expertise as a player, into the ranks of a professional scout. Sharpe's experience as a Venezuelan Winter League pitcher, coupled with his achievements in scouting, led him into the role of Special Assistant to Scouting and International Operations in 2020, covering all aspects of the A's International Scouting Department.

Sharpe resides near the Blue Ridge Mountains in Virginia, alongside his totally awesome wife, Laurel, and blessed with three sons, Samson, Solomon, and Simon Peter.



## PAMELA PITTS

### Director of Baseball Administration

Pamela Pitts enters her 42nd season in the organization and 31st as director of baseball administration. Her responsibilities include managing the day-to-day business side of the baseball operations department, including governing all major and minor league staff contract administration, player records, waivers, payroll issues and transactions. She started her baseball career with the A's in November of 1981 as the minor league and public relations secretary. Pamela resides in Danville, Calif., with her husband, Dan Dunn.



## PIKE GOLDSCHMIDT

### Director, Baseball Development

Pike Goldschmidt enters his seventh year with the Athletics, his first as director, baseball development. He contributes across multiple areas of baseball operations, including technology and strategy implementation and contract negotiation.

Goldschmidt previously served as baseball operations analyst from 2017-19. Before Oakland, Pike worked as a baseball operations assistant for the Baltimore Orioles in 2016, following an internship with the Pittsburgh Pirates in 2015.

An East Bay native, Goldschmidt graduated from Amherst College in 2016, where he played on the Varsity Baseball team for four years. He lives in San Francisco.



## BEN LOWRY

### Director, Research and Analytics

Ben enters his ninth season with the Oakland Athletics and first as director of research and analytics after spending three seasons as assistant director of research and analytics. In his current role, he oversees amateur draft analytics and provides input on potential player acquisition and transactions including trades, free agent signings, waiver claims and the Rule 5 draft. He also supports the implementation of new technologies at both the major league and minor league level and oversees the intern hiring process. Prior to his time with the A's, Ben has worked for the Houston Astros, Trackman Baseball and KPMG. A graduate of the University of Maryland, he currently resides in San Francisco.



## DAVID JACKSON-HANEN

### Senior Research Scientist

David is entering his eighth year with the Athletics as senior research scientist in baseball operations. In this role, David works on developing and maintaining a number of internal statistical and analytical systems informing player evaluation and in-game strategy.

Prior to his current role, David worked as a consulting analyst for the A's. Before working in baseball, David was in graduate school and also worked as an analyst for the hedge fund Ellington Management LLC.

David has a Ph.D in Mathematics from the Massachusetts Institute of Technology and an AB in Mathematics from Harvard University. He resides in San Francisco.





## HALEY ALVAREZ

### Assistant Director, Scouting and Baseball Operations

Haley Alvarez enters her sixth season with the A's and her fourth as assistant director, scouting and baseball operations, where she leads the preparation and organization of MLB's Rule 4 Draft, completes assigned domestic and international scouting coverage and assists with the signing of international prospects. In addition to her day-to-day scouting responsibilities, Alvarez explores new sports science initiatives that aid in the development of professional players, assists with free agent signings and prepares and manages the baseball operations budgets.

She joined the A's as a scouting coordinator in 2017, becoming the first woman in the A's front office to be hired as a talent evaluator. Alvarez previously served as a baseball operations assistant with the Reds, following an internship with the Red Sox in 2016. She began her MLB career as a baseball operations intern with the Athletics in 2015.

The Bay Area native attended the Branson School in Ross, Calif., and is a graduate of the University of Virginia with a Bachelor of Science in Commerce from the McIntire School. Alvarez resides in San Francisco.



## GREG LEDFORD

### Coordinator, Scouting and Baseball Operations

Greg Ledford enters his sixth season with the Athletics and fourth as coordinator, scouting and baseball operations. In this role, he's primarily focused on day-to-day operations of the scouting department, with a specific focus on preparation for the MLB Draft. Additionally, Greg assists with arbitration. A graduate of Cal Poly San Luis Obispo, Ledford resides in Lafayette.



## LEO POLLACK

### Advanced Scouting Analyst

Leo, a Berkeley, Calif., native, graduated from Columbia University with a degree in sociology and business management, where he played baseball as a left-handed pitcher, and recently graduated from the University of San Francisco with an MS in Sport Management. He was with the A's during the 2022 season as an advance scouting intern and is joining the organization full time. Leo is an avid Warriors and Niners fan, and also follows the Premier League and Formula One.



## ALISON CHAPOT

### Executive Administrator, Baseball Operations

Alison Chapot enters her fourth season in the organization as executive administrator. Her responsibilities include assisting with the day-to-day activities of the baseball operations department, including entering data in eBIS and managing minor league and employee contracts. She administers the College Scholarship Program and Continued Education Plan, and also provides executive-level administrative support. Alison resides in Walnut Creek, Calif.



---

## **SPORTS MEDICINE STAFF**

---

### **BRIAN SCHULMAN**

#### **Director of Sports Medicine and Rehabilitation**


Brian Schulman enters his first season as Oakland's director of sports medicine and rehabilitation after spending the last 12 seasons as an assistant athletic trainer with the A's. He currently sits on the PBATS electronic medical records committee and in 2019 Schulman shared honors with Nick Paparesta and Jeff Collins as the Major League Athletic Training Staff of the Year award presented by PBATS. He was also one of the recipients of the 2012 PBATS President's Distinguished Service award for his work on Electronic Medical Records. Previously he was an assistant athletic trainer at the University of California, Berkeley, from 2004-08 before being promoted to rehabilitation coordinator from 2008-10. He also served previous internships with the San Francisco 49ers in 2003-04 and the Los Angeles Dodgers in 2000, as well as being a graduate assistant trainer at Fresno State in 2001-03. He is a certified strength and conditioning coach (CSCS) from the NSCA and holds a bachelor's degree in political science from UC Santa Barbara (2001) and a master's in kinesiology from Fresno State (2003). He resides in San Ramon, Calif., with his wife, Megan, and their two sons, Luke and Gavin.



### **JEFF COLLINS**

#### **Head Athletic Trainer**

Jeff Collins, 49, is in his 26th season within the A's organization and his seventh on the Major League staff. This will be the first season for Collins serving as the team's Head Athletic Trainer after spending six seasons as an assistant. Prior to his current role, Collins had spent 19 seasons in the A's organization, with 16 of those years as the Minor League Medical Coordinator. Collins also served as the Athletic Trainer for Short-Season Vancouver in 2004 and served in the same capacity for Single-A Visalia (2000) and Short-Season Southern Oregon (1998-99). Collins was honored by his peers as the PBATS Medical Coordinator of the Year in 2014 and again in 2016. In 2019, Collins was honored as a member of the PBATS Major League Athletic Training Staff of the Year. Collins holds a Bachelor of Science degree in Athletic Training from Southern Illinois University and received his Master of Science degree in Health, Wellness and Exercise Science at the University of Nevada. He is a certified member of the National Athletic Trainers' Association (NATA) and is a Licensed Athletic Trainer in the state of Arizona. Collins makes his off-season home in Illinois with his wife Renea.



### **ELLIOT DIEHL**

#### **Assistant Athletic Trainer**

Elliot Diehl joins the Athletics this season for his first as a Major League Assistant Athletic Trainer. Prior to joining the Athletics, he spent the 2021 season as the Triple A Athletic Trainer for The Phillies in Lehigh Valley. From 2019-2021 he served as the Astros Minor League Assistant Medical Coordinator where he was tasked with overseeing the medical operations at the Astros Dominican Complex and assisted with all long term rehab cases in West Palm Beach, FL. Also with the Astros, he made stops as a Minor League Athletic Trainer in Greeneville, TN (2015-2016) and Quad Cities, IA (2017-2018). After graduating from San Diego State University, he began his career in professional baseball as the Rehabilitation and Minor League Athletic Training Intern for the Philadelphia Phillies in Clearwater, FL for the 2014 season. Elliot was born and raised in San Jose, Calif.



## BRAD LaROSA

### Assistant Athletic Trainer

Brad LaRosa, 46, is entering his first season as an Assistant Athletic Trainer with the Oakland Athletics. Prior to this role, LaRosa spent the 2022 season with the El Paso Chihuahuas (Triple A - San Diego), 2020-2021 seasons as the Assistant Athletic Trainer with the Miami Marlins, 2008-2019 with the Oakland A's in Triple A (Sacramento/Nashville/Las Vegas), 2006-2008 with the St. Louis Cardinals in Double A (Springfield) and 2003-2004 with the Florida Marlins (Carolina/Jupiter). LaRosa was honored by his peers as Athletic Trainer of the Year (2006, 2007 Texas League) (PCL 2012, 2016 and 2019) and was chosen as the Minor League Athletic Trainer of the Year in 2007. In his spare-time he enjoys waterfowl hunting, golf and spending time with his family. LaRosa holds a Bachelor of Science in Kinesiology and received his Masters of Science in Education in Kinesiology from Southern Illinois University Edwardsville. He is a certified member of the National Athletic Trainers' Association (NATA) and licensed in the state of Illinois. LaRosa makes his off-season home in Illinois with his wife Denise and their two daughters: Lydia and Emma.



## JOSH CUFFE

### Sport Performance Coach

Josh Cuffe enters his 12th season with the Athletics organization, his seventh as sport performance coach on the major league staff after spending the previous five seasons as the minor league strength and conditioning coordinator. He began his career in the Houston Astros organization and spent two seasons as strength coach at Salem (2005-06) before spending five seasons in the Arizona Diamondbacks farm system, where he was strength coach at South Bend (2007), Visalia (2008), Mobile (2009) and Reno (2010-11). Cuffe is a certified strength and conditioning coach (CSCS), registered strength and conditioning coach (RSCC) and corrective exercise specialist (CES) and holds a bachelor's degree in exercise science from Dakota State University. He resides in Chandler, Ariz., with his wife, Kindra, their daughter, Olive, and son, Lincoln.



## STEVEN CANDELARIA

### Sport Performance Coach

Steven Candelaria is entering his third season with the Athletics organization as a sport performance coach on the major league staff after spending the previous seven seasons in the Arizona Diamondbacks organization, making stops with the Arizona League (2014), Short-Season Missoula (2015), High-A Visalia (2016) and Triple-A Reno (2017-2020). He earned a B.S. in Human Performance and Exercise Science in 2012 and played baseball collegiately at Corban University in Salem, Ore. Steven currently resides in Las Vegas, Nev.



## OZZIE LYLES

### Major League Massage Therapist


Ozzie Lyles enters his 16th season as the Oakland A's team massage therapist. He previously worked several years with many professional athletes, while also studying and practicing sport and medical massage since 1992. He was employed at Oakbay Chiropractic in Oakland (1990-2009), and worked under the Oakland Raiders team orthopedic surgeon, Dr. Warren Strudwick (2004-09), and Dr. Steve Isono, the Olympic track and field orthopedic physician, in Emeryville. The Oakland, Calif., native also worked at Club One in Oakland.




## ETHAN STEWART

### Lead Sport Scientist & Biomechanist

Ethan enters his first season as lead sport scientist & biomechanist. He earned both his Bachelors of Science and Masters of Science in Kinesiology from the University of Kentucky. Ethan is currently a doctoral candidate at Mississippi State University studying Exercise Science. Ethan spent the 2022 season as the Applied Biomechanist for the Cincinnati Reds and the 2020-2021 seasons as the Player Performance Facilitator for the Baltimore Orioles. Ethan is originally from Carrollton, KY. Ethan's wife Megan is the Senior Analyst, Movement Solutions for the Milwaukee Brewers.



## MEDICAL CONSULTANTS



Allan Pont, M.D.  
Head Team Internist



Grant Wang, M.D.  
Team Internist



Will Workman, M.D.  
Head Team Orthopedic  
Surgeon



Fred Dicke, M.D.  
Arizona Team Internist



Douglas Freedberg, M.D.  
Arizona Orthopedic  
Surgeon

## CLUBHOUSE AND STAFF

### MICKEY MORABITO

#### Director of Team Travel

Mickey Morabito enters his 44th season as the Athletics director of team travel. He is responsible for arranging the transportation and accommodations of the team during Spring Training and the regular season. He has the longest tenure among active Major League traveling secretaries. Morabito's career in professional baseball spans four decades, dating back to 1970 when he served as a batboy for the New York Yankees. He worked in the Yankees public relations department for seven seasons, working as an assistant from 1974-76 before taking over the director's duties in 1977. While with the Yankees, he managed the club's media relations efforts during the club's back-to-back World Championship seasons of 1977 and '78. Morabito joined the Athletics organization in the spring of 1980, handling dual roles as the club's director of public relations and traveling secretary. During his long career, he has been a part of six World Series teams, three with the A's and three with the Yankees. A native of Brooklyn, NY, Morabito attended Lafayette High School in Brooklyn and later earned his bachelor of arts degree in physical education from Hunter College in New York City. A fan of Frank Sinatra, Dean Martin, fine dining and hockey, Mickey makes his home in Alameda and Manhattan Beach with his wife, Barbara.



## MATT WEISS

### Director, Clubhouse and Equipment Operations

Matt Weiss enters his 29th season in the A's organization and his second as Director of Clubhouse and Equipment Operations. In this role, Weiss oversees all day-to-day operations of the home clubhouse at the Oakland Coliseum and Hohokam Stadium. He is just the fourth person to run the home clubhouse in Oakland A's history. Weiss spent the previous 17 years serving as umpire & clubhouse assistant after spending 10 years in the role of bat boy & clubhouse assistant. A Bay Area native, Weiss attended Moreau High School in Hayward and graduated from Cal State Hayward with a degree in recreation. Matt and his wife Susie have two children, Jack and Molly.



## MIKE THALBLUM

### Visiting Clubhouse Manager

The 2023 season marks Mike Thalblum's 43rd season in the A's organization and his 30th as the visiting clubhouse manager. He began his baseball career when he was 13 years old, serving as a clubhouse assistant in the team's spring training clubhouse in Phoenix. In 1985, Thalblum relocated to Oakland to work in the visiting clubhouse with Steve Vucinich and then in 1992, moved across the hall to the home side where he worked with the late Frank Ciensczyk for two seasons. In 1994, he assumed his current position as the visiting clubhouse manager. A native of Scottsdale, Ariz., Mikey and his wife, Janine, make their home in Dublin, Calif., with their sons, Stewart Robert, who is named after former A's pitchers Dave Stewart and Bob Welch, and Jonathan David.



## BRIAN DAVIS

### Manager, Clubhouse and Equipment Operations

Brian Davis, who first joined the Oakland A's as a batboy in 1991, is entering his 33rd season with the club and his second as manager of clubhouse operations after spending 27 seasons as the club's assistant equipment manager. He is responsible for assisting in the day-to-day operation of the clubhouse, ranging from all equipment needs and meal planning, to occasionally traveling with the team on road trips. A native of Newark, Calif., Davis is a graduate of Placer High School in Auburn, Calif., and later attended both Chico State and Cal State Hayward. He is married and lives with his wife, Pam, and their two children—son, Owen, and daughter, Sophia—in Goodyear, Ariz.



## CLAY WOOD

### Head Groundskeeper

The 2023 season marks Clay Wood's 29th season as the head groundskeeper of the Oakland Coliseum and his 34th in the Athletics organization. Under his direction, the Coliseum's playing surface is considered by players to be among the best in the Major Leagues and was the last active baseball/football facility. Clay joined the A's organization in May of 1989 as part of the club's spring training field maintenance team. A native of Fort Worth, Tex., Wood earned his bachelor of science degree in marketing from Arizona State University. Woody and his wife, Lisa, make their home in Danville, Calif., with their son, Tyler, and daughter, Katie.



## ADAM RHODEN

### Video Coordinator

Adam Rhoden begins his 30th season with the Oakland A's organization and 20th as the team's video coordinator. As a senior in high school, Rhoden first joined the team as an attendant in the home clubhouse. He served in that capacity from 1994-97 before moving to the visiting clubhouse as the main assistant and umpire attendant until 2003. During that time, he also assisted inside the A's player video room, eventually being promoted to his current position in 2004. As the A's video coordinator, Rhoden provides daily advance and video reports to Oakland's players and coaching staff and also travels full-time with the team. In addition to working for the Oakland A's, Adam served as the Golden State Warriors' assistant equipment manager from 1998-2002. A Bay Area native who grew up in Suisun, Rhoden attended UC Davis where he received a bachelor's degree in economics. He currently resides in San Ramon, Calif.



## BUSINESS OPERATIONS

### CATHERINE AKER

#### Vice President, Marketing, Communications and Community

Catherine Aker is in her eighth season with the Oakland A's. She oversees marketing, broadcasting, communications, content, and community engagement, along with the Oakland A's Community Fund, which serves as the Club's charitable arm.

In 2017, Aker became just the second female vice president for the Club and first in nearly 30 years. She began her career with the Arizona Diamondbacks in 2001 and quickly rose to become Director of Corporate Communications. After nearly 10 seasons with the D-backs, she took a short hiatus from baseball to start a family before founding her own consulting firm and nonprofit organization.

Aker formed the Women of the A's, which provides networking opportunities along with professional and leadership development for the team's female staff. She serves on the Board of Directors for the Women's Sports Foundation and Make-A-Wish Greater Bay Area. She was awarded the 2017 Oakland Digital's Community Leader, the 2018 Emerging Leader for East Bay Women in Business, and was named as one of the 2019 Most Influential Women in Bay Area Business by the San Francisco Business Times. Aker was also a member of the 2018 class of 40 Under 40 for the San Francisco Business Times and Diablo Magazine.

Aker holds a B.A. in Fine Arts and a M.B.A. from the University of Arizona. She resides in Orinda, Calif., with her husband and two children.



### MATT CAUSEY

#### Vice President, Finance

Matt Causey joined the A's in August, 2022, as the Club's Vice President of Finance. He's responsible for financial management of the organization, overseeing accounting, payroll, budgeting, and financial planning and forecasting.

Matt received his B.S. in business administration from the University of Colorado at Boulder and is a California CPA (Inactive). Prior to joining the A's, Matt spent 14 years with the San Francisco Giants, most recently as the club's Vice President of Finance, and 3 years in the assurance practice at PricewaterhouseCoopers in San Francisco.

A Bay Area native, Matt resides in Walnut Creek with his wife, Alexis, daughter, Lennon, and son, Emmet.





## MIGUEL DUARTE

### Chief of Staff

Miguel Duarte was hired as chief of staff on December 1, 2016. He is entering his seventh season with the Athletics.

In his role, Duarte oversees the Office of the President. He supports Club President Dave Kaval in heading the day-to-day business operations including the club's real estate, family & alumni relations and investor relations.

Duarte spearheaded the move of the Athletics business operations to a 40,000 square-foot, third floor space on Oakland's waterfront at Jack London Square. The move centralized the club in the community it serves while also offering first-class amenities for the staff. The office features a uniquely designed memorabilia hall, state-of-the-art gym and a batting cage. In 2019, he also collaborated with project stakeholders to create critical roadmaps leading to the Alameda County Board of Supervisors vote to sell its share of the 112-acre Oakland-Alameda County Coliseum site. Prior to the 2021 season, Duarte was tasked to lead the concessions business ahead of the return of fans to the Coliseum. He currently sits on the Board of Directors at The Unity Council and the Bay Area Sports Hall of Fame (BASHOF), joining various subcommittees focusing on fundraising and board composition.

Prior to joining the Athletics, Duarte spent seven seasons with the San Jose Earthquakes of Major League Soccer. He originally joined the Quakes as a Fan Relations Specialist. He led the team in renewal percentage in 2013, earning the club the Commissioner's Award given to the team with the highest retention rate in MLS. Promoted to Executive Assistant & Board Liaison in 2013, Duarte exclusively worked under Kaval in the construction and project management of PayPal Park; a privately financed soccer specific venue near San Jose Miñeta International Airport. PayPal Park opened to rave reviews and has hosted numerous matches with noteworthy clubs, including the 2016 MLS All-Star Game, friendlies featuring the U.S. Men's & Women's National Teams and the 2019 NCAA Women's College Cup.

Duarte holds a B.A. in Broadcast Communications from San Francisco State University. He also served as the Earthquakes online reporter, content creator and in-stadium video host during his tenure in San Jose. A native of San Francisco, Duarte currently resides with his wife and two daughters in Walnut Creek, Calif.



## D'LONRA ELLIS

### Chief Legal Officer

D'Lonra Ellis serves as Chief Legal Officer for the Oakland Athletics. She previously served as the A's Vice President and General Counsel from 2019-21 and as its Assistant General Counsel from 2017-18, and has held similar roles for the San Jose Earthquakes.

In her role with the A's, she manages the team's day-to-day legal matters, including its corporate governance, labor and employment, intellectual property, commercial transactions and litigation matters. She also oversees all legal aspects of the A's real estate acquisition, entitlement and development efforts. The people operations and technology departments report to her as well.

Prior to joining the Club, Ellis was the general counsel of Aspire Public Schools, a nonprofit charter management organization that serves over fifteen thousand students throughout California. She has additional experience as a director and senior corporate counsel in the intellectual property, marketing, and advertising group at Gap, Inc.; and as an associate in the litigation practice of Howard Rice Nemerovski Canady Falk and Rabkin (now Arnold & Porter).

Ellis is an Adjunct Professor at UC College of the Law, San Francisco and UC Berkeley Law, where she teaches sports law. She sits on the board of directors of Bay Area Legal Aid, which provides legal services to low-income residents in seven Bay Area counties; the board of directors of KIPP Northern California Public Schools, which serves over six thousand students in seven Northern California cities, including Oakland; and the board of directors of Seven Stories Institute, which runs a nonprofit bookstore collective in the Washington Heights neighborhood of New York City. She is a member of the Alameda County Bar Association and Golden Gate Chapter of Lambda Alpha International. She received her BA in Architecture, Preservation, and Planning from Columbia



University and her JD from Stanford Law School. A lifelong A's fan, Ellis is from Richmond, Calif., and attended Bishop O'Dowd High School in Oakland.

## STEVE FANELLI

### Vice President, Sales and Business Operations



Steve Fanelli is entering his fourth consecutive season with the A's, overseeing ticketing, business analytics, and corporate partnerships, while keeping a focus on the continued enhancement of the overall fan experience. Steve also oversees business operations for Hohokam stadium for Spring Training in Mesa, Arizona.

An accomplished industry executive with a proven track record, Fanelli previously spent 20 years with the A's in various business operations and development roles, most recently as vice president of sales and services in 2017. Between his two stints with the A's, he spent two seasons with the San Francisco Giants as vice president of ticket strategy and operations (2018-19).

In his two-decade career in baseball, he has consistently been at the forefront of many industry-changing initiatives, including digital ticketing, dynamic pricing, premium product development and subscription-model ticketing. Working closely with Major League Baseball, Fanelli currently maintains a strong focus on growing the game on both the local and league level, through product development, staffing optimization, digital adoption and business strategy.

Fanelli is a founding member of the Bay Area Professional Ticketing Association (BAPTA) and a current International Ticketing Association (INTIX) member. Fanelli also currently sits on the Board of Directors for the East Bay Leadership Council, an organization dedicated to the mission of increasing economic vitality and quality of life in the East Bay.

A graduate of the University of Kansas with a Bachelor of Arts in Communications Studies, Fanelli serves on the KU Sport Management Board of Directors and is also currently serving as a KU Sport Management Mentor. He currently resides in Oakland, Calif., with his wife Amanda, and two sons.

## DAVID RINETTI

### Vice President, Stadium Operations



David Rinetti enters his 43rd season with the A's organization and his 22nd as vice president, stadium operations.

In his current position, Rinetti coordinates event management, oversees all game day employees, including ushers, security officers, ticket takers, parking attendants and grounds crew, and assists in all construction-related issues at the Oakland Coliseum. He is also the team's liaison with local law enforcement agencies and Major League Baseball's security department.

The 58-year-old Rinetti began his career with the A's in 1981, serving as stadium operations assistant, where he organized in-stadium promotions and giveaways. From 1987-93, he managed game day operations and maintenance of the A's luxury suites. In 1994, he was promoted to director of stadium operations and was elevated to vice president in March of 2000.

Rinetti also worked with Major League Baseball's security department at the 1995, 1998, 2007, 2010, 2012 and 2015 World Series, in addition to the 1998, 2002, 2007 and 2011 All-Star Games. He is a member of the Major League Baseball Stadium Operations Advisory Committee.

A 1986 graduate of California State University, Hayward with a degree in business administration, Rinetti served as the A's chief liaison during the filming of the movie Moneyball at the Coliseum in 2010.

## FRONT OFFICE STAFF



**Steve Abney**  
Area Scout



**Mark Adair**  
Midwest Supervisor



**David Adame**  
Director of Ticket  
Operations



**Javier Agelvis**  
Mexico Scout



**Michael Alcaraz**  
Director, Social  
Media



**Anthony Aliotti**  
Area Scout




**Neil Avent**  
Area Scout



**Elisabeth Aydelotte**  
Director, Guest  
Services



**Shooty Babitt**  
Professional Scout



**Yendri Bachelor**  
Dominican Republic  
Scout



**Jack Barbour**  
Manager, Corporate  
Partnerships



**Keith Barnard**  
Ticket Operations  
Representative




**Mark Bashuk**  
Senior Director of  
Business Analytics




**Giancarlo Bautista**  
Guest Services  
Assistant



**Leonel Bejarán-Specht**  
Coordinator of Educational  
and Cultural Programs



**Noah Berk**  
Membership Services  
Representative



**Dan Between**  
Australia Scout



**Diane Binder**  
Manager, People Operations  
Business Partner



**Jeff Bittiger**  
Professional Scout



**Chris Botsoe**  
Area Scout



**Ross Bowen**  
Director,  
Project Finance



**Grant Brittain**  
Professional Scout



**Casey Brochhagen**  
Graphic Designer



**Armann Brown**  
Midwest Supervisor



**Fletcher Byrd**  
Area Scout



**Anton Calvin**  
Senior Account  
Executive, Ticket Sales



**Whitney Campbell**  
Senior Manager,  
Community



**Wilkin Castillo**  
Bullpen Catcher



**Michael Clavin**  
Assistant Director, Clubhouse  
& Equipment Operations



**Lauren Cracraft-Capenhurst**  
Senior Manager, People  
Operations and Total Rewards



**Isiah Clement**  
Stadium Operations  
Events Coordinator



**Jim Coffman**  
Area Scout



**Dave Cramer**  
Lead IT Support  
Administrator



**Erika Cruz**  
Manager, Partnership  
Marketing




**Rose Dancil**  
Senior Manager,  
Payroll



**Dom DeAnda**  
Member Services  
Representative



**Vittorio DeBartolo**  
Sr. Director, Marketing  
and Advertising



**Juan Carlos De La Cruz**  
Dominican Republic  
Scout



**Isais Del Toro**  
Stadium Services  
Assistant



**Sean Dobbyn**  
Account Executive



**Niko Domingo**  
Premium Services  
Manager



**David Don**  
Senior Director, Engineering  
& Multimedia Services



**Randy Duran**  
Senior Manager of  
Stadium Services



**Cody Elias**  
Multimedia  
Producer



**Ethan Eliason**  
Ticket Sales  
Representative



**Alex Erskine**  
Business Analyst



**Michael Espinoza**  
IT Support  
Administrator




**J'ley Fagalar**  
People Operations  
Coordinator



**Rhean Fajardo**  
Associate General  
Counsel



**Erik Farrell**  
Manager of  
Authentication



**Tripp Faulk**  
Area Scout



**Josh Feinberg**  
Senior Director,  
Ticket Sales



**Mariah Fitzpatrick**  
Manager,  
Membership Services



**Julio Franco**  
Area Scout



**Dan Freed**  
Professional Scout



**Savannah Fried**  
Coordinator,  
Partnership Marketing



**Andri Garcia**  
Venezuela Scout



**Kevin Garcia**  
Venezuela Scout



**Oswaldo Garcia**  
Colombia Scout



**Stephanie Gaywood**  
Senior Director,  
Community






**Erica George**  
Director of  
Communications



**Andrew Gibson**  
Date Engineer



**James Gibson**  
Senior Facility  
Manager, Arizona



**Lewis Graeber**  
Major League Video  
Assistant



**Kira Griffin**  
Marketing  
Coordinator



**Fallon Groth**  
Coordinator of  
Project Activation



**Allie Guido**  
Ticket Operations  
Manager



**Melissa Guzman**  
Manager, Alumni  
and Family Relations



**Alex Haas**  
Assistant, Arizona  
Clubhouse Operations



**Sarah Halsey**  
Stadium Operations  
Scheduler



**Scott Hatteberg**  
Special Assistant to  
Baseball Operations



**Marvin Hernandez**  
Jr. Accountant



**Thomas Hicks**  
Controller



**Carlos Hidalgo**  
Accounts Payable  
Coordinator



**Matt Higginson**  
Area Scout



**Adam Hislop**  
Pacific Rim  
Coordinator



**Grace Howard**  
Project Coordinator



**Dustin Hughes**  
Bullpen Catcher




**John Hughes**  
Master Pitching  
Scout



**Olivia Hummer**  
Baseball Communications  
Manager



**Kasey Jarcik**  
Senior Director of  
Finance



**Mychael Jamison**  
Manager, Youth  
Baseball & Softball



**Meredith Jarvis**  
Social Media  
Coordinator



**Jody Johnson**  
Senior Director,  
Technology



**Charlie Kenneweg**  
Ballpark Entertainment  
Production Coordinator



**Scott Kidd**  
West Coast  
Supervisor



**Gokulesh Killer**  
Stadium Operations  
Systems Coordinator



**Lewis Kim**  
South Korea Scout



**Greg Korn**  
Baseball Communications  
Coordinator



**Jonathan Labastida**  
Manager, Partnership  
Marketing





**Paul La Veau**  
Senior Director of  
Stadium Operations



**Kristy Ledbetter**  
Director, Stadium  
Operations Events



**Derek Lee**  
Area Scout



**John Lemein**  
Creative Director



**Ameela Li**  
Senior Financial  
Analyst



**Mark Ling**  
Director, Baseball  
Communications



**Gavin Lituchy**  
Manager, Ticket  
Sales



**D'Aulaire Louwerse**  
Coordinating Producer,  
Broadcasting



**Colette Lucas-Conwell**  
Manager,  
Operations



**Annalise Lyons**  
Coordinator, Community  
Engagement



**Wilfredo Magallanes**  
Dominican Republic  
Scout



**Justin Marshall**  
Senior Manager,  
Productions



**Vanessa Mendy**  
Manager, Marketing  
& Advertising



**Myles Mensah**  
Player Development  
Analyst



**Alyssa Mensinger**  
Account Executive




**Thomas Miller**  
Asst. Dir., Minor League Ops.,  
Equipment & Clubhouse Ops.



**Cecily Mitchell**  
Marketing Project  
Coordinator



**Kelsey Moeller**  
Business Operations  
Analyst



**Nicole Morgan**  
Director of Concessions  
and Merchandise



**Nancy Moriuchi**  
Assistant Director, Minor  
League Operations



**Juan Mosquera**  
Latin American  
Scouting Supervisor



**Danna Mouat**  
Senior Accountant



**Kelcey Mucker**  
Area Scout



**Matt Mussoni**  
Account Executive



**Parker Newton**  
Senior Account Executive,  
Business Development



**Graham Nolan**  
Coordinator,  
Partnership Marketing



**Olivia Ortiz-Ortiz**  
Stadium Operations  
Coordinator



**Argenis Paez**  
Venezuela Scout



**Detra Paige**  
Director, Alumni and  
Family Relations



**Marla Perez**  
Risk Manager



**Naima Peterson**  
Senior Revenue  
Accountant



**Mason Platt**  
Social Media  
Coordinator




**Desiree Powers**  
Senior Payroll  
Specialist



**Parker Preston**  
Marketing Manager



**Joe Pun**  
Director, Spring Training  
Business Operations



**Tito Quintero**  
Colombia Scout



**Andrea Ramsey**  
Offices Services  
Coordinator



**Austin Redman**  
Senior Manager,  
Ticket Solutions



**Amaury Reyes**  
Dominican Republic  
Scout



**Greg Rieber**  
Senior Director of  
Corporate Partnerships



**Raul Rios**  
Manager, Talent &  
Acquisition



**Lupita Rodriguez**  
Executive Assistant



**Sean Rooney**  
Assistant Director  
of Scout



**Noah Rosen**  
Senior Manager,  
Project Development



**Anne Marie Rowe**  
Senior Manager,  
Business Analytics



**Dylan Ruth**  
Assistant, Arizona  
Clubhouse Operations



**Nick Sakoda**  
Membership Services  
Representative



**Marc Sauer**  
East Coast  
Supervisor



**Trevor Schaffer**  
Area Scout



**Amelia Schimmel**  
Public Address  
Announcer



**Will Schock**  
Professional Scout



**Adam Scoggan**  
Senior Director of People  
Operations & Talent



**Mike Selleck**  
Baseball Information  
Manager



**Kristin Shum**  
Graphic Designer



**Simon Giggins-Bell**  
Ticket Sales  
Representative



**Dawn Silva**  
Stadium Operations  
Scheduler



**Jason Silva**  
Director, Security



**Rich Sparks**  
Area Scout



**Jemel Spearman**  
Area Scout



**Anyé Spivey**  
Director, Real Estate



**Steve Springer**  
Professional Scout



**Troy Stewart**  
Area Scout



**Stomper**  
Mascot



**Shaun Tatz**  
Ballpark Entertainment  
Producer



**Tom Thomas**  
Professional Scout



**Kelvin Todd**  
Senior Coordinator of  
Educational & Cultural Programs



**Toshiyuki Tomizuka**  
Japan Scout




**Jose Torres (Barradas)**  
Venezuela Scout



**Robert Towne**  
Guest Services  
Coordinator



**Oswaldo Troconis**  
Venezuela Scout



**Dillon Tung**  
Area Scout



**Kara Tsuboi**  
In-Game Host



**Jeff Urlaub**  
Area Scout



**Isabella Vargas**  
Ballpark Events  
Coordinator



**Ron Vaughn**  
Area Scout




**Luis Victoria**  
Minor League  
Operations Coordinator



**Carly Wade**  
Account Executive



**Yen Po Wang**  
Minor League  
Interpreter



**Curtis Wigginton**  
Special Assistant & Investor  
Relations, Manager



**Joshua Wilson**  
Senior Systems  
Administrator




**Stephen Wilson**  
Legal Counsel



**Sam Worden**  
Senior Director, Land  
Development



**Chad Yaconetti**  
Clubhouse Staff &  
Umpires Attendant



**Jianyu Yang**  
Video Producer



**Leo Yang**  
Senior Real Estate  
Analyst



**Michael Zagaris**  
Team Photographer



**Josh Ziegenbusch**  
Senior Director, Ticket  
& Premium Operations



**Mike Ziegler**  
Professional Scout

## THE A'S ELEPHANT

After helping form the American League in 1901, New York Giants manager John McGraw dismissed the A's with contempt by calling them "The White Elephants," implying Connie Mack should not be allowed to spend money without supervision. Mack defiantly adopted the White Elephant as the team insignia and in 1902, the Athletics won their first American League pennant.

The White Elephant remained the team's mascot and later that decade, made its first appearance on the A's team sweaters. In 1918, the Elephant saw its first game action when Mack had the pachyderm symbol (in blue with a white "A" inside) placed on the left sleeve of every player.

By 1920, Mack had fully adopted the Elephant as the team's symbol. The traditional "A" on front of the team's jersey was replaced by a blue elephant logo. After a few poor seasons, Mack decided change was in order. So, in 1924, the blue elephant was replaced by the traditional white elephant on the team's jersey and the A's played better ball for the next few years.

In 1928, Mack decided the elephant had worn out its brief welcome on the A's jersey fronts and replaced the logo with the familiar "A" on the uniform. The A's went on to win two World Championships and an AL crown in the next three years, although the resurgence was probably due more to the additions of Foxx, Simmons, Grove and Cochrane than the Elephant's absence.

That was the last year for the Elephant on the A's uniform until 1955, when the A's, now in Kansas City, added the patch to their uniform sleeves. However, when Charlie Finley purchased the team in the early 1960's, the Elephant was once again sent packing and replaced by, of all animals, a mule.

Prior to the 1988 season, the A's brought back a new, more aggressive A's Elephant. In 1995, the traditional A's Elephant was reincorporated into many of the team's promotional items and publications and is now a prominent feature on the A's uniform.



### ATHLETICS VIRTUAL PRESS BOX

The Oakland A's Virtual Press Box includes game notes, statistics, interview archives, news links, lineups, minor league reports, press releases, rosters, post game notes and more. The site also features information from the visiting team for all home games.

The A's virtual press box also includes the Oakland A's Media Guide, which is updated with bios for any players acquired following the start of Spring Training. The digital guide features bookmarks, which will take you to any page in the guide, as well as links to updated statistics and player social media accounts

You can visit the A's Virtual Press Box at <http://pressbox.athletics.com> or by scanning the QR code on the right.







**Seth Brown led the A's with 25 home runs and tied for the lead with 11 stolen bases in 2022 to become the third player in Oakland history to lead the team in both categories (Jose Canseco, 1988; Eric Chavez, 2002)**

**2023 ATHLETICS**





**MANAGER**

Mark Steven Kotsay

Named A's manager, December 21, 2021

**Birthdate:** December 2, 1975

**Birthplace/Resides:** Whittier, California / Rancho Sante Fe, California

**Contract Status:** Signed through 2024 with a club option for 2025

Mark Kotsay begins his second season as manager of the Oakland A's in 2023 after signing a three-year contract through the 2024 season with a club option for 2025 on Dec. 21, 2021. He becomes just the sixth person to manager the A's over the last 36 years, joining Tony La Russa (1986-95), Art Howe (1996-2002), Ken Macha (2003-06), Bob Geren (2007-11) and Bob Melvin (2011-21). Kotsay is the 19th manager in Oakland history and the 31st in Athletics history.

Kotsay's first season at the helm saw the A's use a franchise-record 64 players, more than half of which (34) were rookies. More than one-third of the players (22) made their Major League debuts in 2022, and Oakland finished with a 60-102 record.

Prior to being named Manager, Kotsay spent six seasons on the A's coaching staff. He joined the club as bench coach in 2016 and filled that role until taking a leave of absence June 19, 2017. Kotsay served as the A's quality control coach from 2018-20 and moved into the third base coaching box for the 2021 season. He made his professional coaching debut as the San Diego Padres hitting coach in 2015. Kotsay joins Jeff Newman, who was interim manager in 1986 between Jackie Moore and Tony La Russa, as the only managers in Oakland history with no previous managerial experience.

Kotsay played 17 seasons in the Major Leagues from 1997-2013, including a four-year stint with Oakland from 2004-07. He was acquired from San Diego following the 2003 season for Ramon Hernandez and Terrence Long and went on to hit .282 in 472 games with the A's. Kotsay batted a career-high .313 in 2004 and tallied a career-high 82 RBI in 2005 while belting 15 home runs in each season. He was a member of the A's American League West champions in 2006 and sparked Oakland to its first ALCS appearance in 14 years with an inside-the-park home run in Game 2 of the ALDS at Minnesota. Kotsay joins La Russa and Newman as the only people to both play for and manage the Oakland A's.

A former outfielder, Kotsay batted .276 with 127 home runs and 720 RBI in 1,914 games during his career, which also included stops in Florida (1997-2000), San Diego (2001-03, 12-13), Atlanta (2008), Boston (2008-09), Chicago-AL (2009-10) and Milwaukee (2011). He made his ML debut with Florida in his second professional season in 1997 and appeared in a career-high 154 games in his rookie season of 1998. After batting .298 in 2000, he was traded to San Diego five days prior to Opening Day in 2001. He hit .292 with a career-high 17 home runs in 2002. Following his stay with Oakland, Kotsay returned to the LCS in 2008 with Boston and 2011 with Milwaukee. He concluded his playing career with San Diego in 2012 and 2013.

Kotsay retired following the 2013 season and spent 2014 in the Padres front office as a special assistant to the general manager and baseball operations. In that role, he was involved in all aspects of the club's baseball operations.

A graduate of Sante Fe (Calif.) High School, Kotsay attended Cal State Fullerton, where he led the Titans to the College World Series Championship in 1995. He was the winner of the Golden Spikes Award, was named Collegiate Player of the Year that year and hit .404 in his collegiate career. Kotsay was the Marlins first-round pick and the ninth selection overall in the 1996 draft and also played for the United States in the 1996 Olympics.

Kotsay is married, Jamie, and has three children, Grace, Sienna and Trey. He resides in Rancho Santa Fe, Calif., during the offseason.

**MAJOR LEAGUE RECORD**

	AVG.	G	AB	R	H	2B	3B	HR	RBI	SH	SF	HP	BB	SO	SB	CS	OBP	SLG	E
TOTALS	.276	1914	6464	790	1784	353	48	127	720	30	48	13	554	757	98	64	.332	.404	49

## MANAGERIAL RECORD

Year	Club	League	Class	W-L	Pos.
2022	OAKLAND	American	Majors	60-102	5th / West
Major League Totals				<b>60-102</b>	

## ATHLETICS MANAGERS

Manager	Years	W	L	Pct.	Notes
Connie Mack	1901-50	3582	3814	.484	9 AL Pennants, 5 World Championships
Earle Mack	1937-39	45	77	.369	
Jimmie Dykes	1951-53	208	254	.450	
Eddie Joost	1954	51	103	.331	
Lou Boudreau	1955-57	151	260	.367	
Harry Craft	1957-59	162	196	.453	
Bob Elliot	1960	58	96	.377	
Joe Gordon	1961	26	33	.441	
Hank Bauer	1961-62, 69	187	226	.453	
Ed Lopat	1963-64	90	124	.421	
Mel McGaha	1964-65	45	91	.331	
Haywood Sullivan	1965	54	82	.397	
Alvin Dark	1966-67, 74-75	314	291	.519	2 AL West Titles, 1 AL Pennant, 1 World Championship
Luke Appling	1967	10	30	.250	
Bob Kennedy	1968	82	80	.506	
John McNamara	1969-70	97	78	.554	
Dick Williams	1971-73	288	190	.603	3 AL West Titles, 2 AL Pennants, 2 World Championships
Chuck Tanner	1976	87	74	.540	
Jack McKeon	1977-78	71	105	.403	Started 1977 season, finished 1978
Bobby Winkles	1977-78	61	86	.415	Finished 1977 season, started 1978
Jim Marshall	1979	54	108	.333	
Billy Martin	1980-82	215	218	.497	1 AL West Title
Steve Boros	1983-84	94	112	.456	
Jackie Moore	1984-86	163	190	.462	
Jeff Newman	1986	2	8	.200	Interim Manager
Tony La Russa	1986-1995	798	673	.542	4 AL West Titles, 3 AL Pennants, 1 World Championship
Art Howe	1996-2002	600	533	.530	2 AL West Titles, 1 AL Wild Card
Ken Macha	2003-06	368	280	.568	2 AL West Titles
Bob Geren	2007-11	334	376	.470	
Bob Melvin	2011-21	853	764	.528	3 AL West Titles, 3 AL Wild Cards
Mark Kotsay	2022-	60	102	..370	

## MIKE ALDRETE

# 18

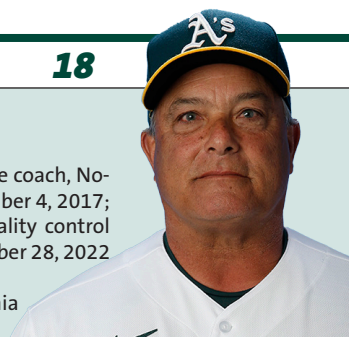
### FIRST BASE COACH

Michael Peter Aldrete

Named bench coach, October 27, 2014; named first base coach, November 12, 2015; named assistant hitting coach, December 4, 2017; named first base coach, October 31, 2019; named quality control coach, January 14, 2022; named first base coach, November 28, 2022

**Birthdate:** January 29, 1961

**Birthplace/Resides:** Carmel, California / Salinas, California



Mike Aldrete returns for his ninth season on the A's coaching staff, his fifth as first base coach. He originally joined the A's as bench coach in 2015, spent two seasons as the A's first base and outfield coach from 2016-17, was assistant hitting coach in 2018-19, first base coach from 2020-21 and quality control coach in 2022. The 2023 season will mark his 19th on a Major League coaching staff.

He began his coaching career in 2001 as hitting coach for Short Season Yakima in the Diamondbacks minor league system. He was promoted to manager of Yakima the following

season and then managed Arizona's High Single-A club in Lancaster in 2003. His first coaching opportunity in the majors came in 2004 when he was named first base coach on Bob Melvin's staff in Seattle. He moved to Arizona the following year when Melvin was named manager of the Diamondbacks, serving as hitting coach there for two seasons.

Tony La Russa, whom Aldrete had played for in Oakland, hired him as assistant hitting coach with St. Louis in 2008. After four seasons in that position, including with the 2011 Cardinals team that was crowned World Series champions, he was promoted to bench coach in 2012, when Mike Matheny replaced the retiring La Russa as manager. During his three-year stint as bench coach, the Cardinals advanced to the World Series in 2013 and to the National League Championship Series in both 2012 and 2014.

Born in Carmel, Calif., and a graduate of Monterey High School and Stanford University, the former first baseman/outfielder played for seven different teams during his 10-year Major League career, including both the San Francisco Giants (1986-88) and the Oakland A's (1993-95). A .263 lifetime hitter in 930 games, Aldrete also played for Montreal (1989-90), San Diego (1991), Cleveland (1991), the California Angels (1995-96) and the New York Yankees (1996).

Aldrete's finest season as a player was with the Giants in 1987, when he batted a career-high .325 on a team that lost to St. Louis in the National League Championship Series. He split his final season between California and New York in 1996, ending his career as a member of the World Series Champion Yankees.

A third-team All-American his senior season at Stanford, Aldrete was chosen by San Francisco in the seventh round of the June Draft in 1983. He enjoyed a pair of trips to the College World Series with the Cardinal and was a member of the U.S. Collegiate All-Star team that toured Japan in 1982. Aldrete graduated from Monterey (Calif.) High School, lettering in baseball, basketball and football.

Aldrete makes his offseason home in Salinas, Calif., with his wife, Gina, and their three children; Michael, Blake and Nicolette. Michael (RHP) was selected by the Cardinals in the 2012 First Year Player Draft out of San Jose State (39th round).

#### MAJOR LEAGUE RECORD

	AVG.	G	AB	R	H	2B	3B	HR	RBI	SH	SF	HP	BB	SO	SB	CS	OBP	SLG	E
TOTALS	.263	930	2147	277	565	104	9	41	271	14	18	5	314	381	19	18	.356	.377	19

## DARREN BUSH

51

### BENCH COACH

Darren James Bush

Named bullpen coach, October 26, 2012; named hitting coach, October 30, 2014; named third base/run prevention coach, January 14, 2022; named bench coach, November 28, 2022

**Birthdate:** January 18, 1974

**Birthplace/Resides:** Columbus, Ohio / Englewood, Florida



Darren Bush begins his 19th season in the A's organization in 2023, which includes two seasons as a minor league hitting coach, six seasons as a minor league manager and 11 seasons on the Major League coaching staff.

Bush joined Oakland as bullpen coach in 2013 and spent two seasons in that role before serving seven seasons as hitting coach from 2015-21. In 2019, the A's set franchise records for home runs (257) and extra base hits (572). Bush was third base/run prevention coach in 2022 and moves to the dugout as bench coach for Mark Kotsay in 2023.

### MOST YEARS ON OAKLAND A'S COACHING STAFF

- 13 Curt Young (2004-10, 12-17)
- 13 Ron Washington (1996-2006, 2015-16)
- 12 Brad Fischer (1996-2007)
- 12 Dave McKay (1984-95)
- 11\* Darren Bush (2013-present)**
- 10 Dave Duncan (1986-95)
- 9 Tye Waller (2007-15)
- 9 Rene Lachemann (1987-92, 2005-07)

\*includes 2023

Bush compiled a 462-386 (.545) record in six seasons as a manager with Single-A Stockton (2007-08), Double-A Midland (2009-10) and Triple-A Sacramento (2011-12). He guided the River Cats to back-to-back division titles with a mark of 88-56 in 2011 and 86-58 in 2012. Bush also led the RockHounds to playoff appearances in 2009 and 2010, including a Texas League Championship in 2009. He skipped Single-A Stockton to the California League Championship in his second year as a manager in 2008. Bush joined the Athletics in 2005 as hitting coach at Stockton and spent two seasons in that capacity before taking over as manager for the Ports in 2007.

Prior to joining the A's organization, Bush coached in independent leagues. He was the hitting coach and Director of Player Personnel with Yuba-Sutter of the Western League in 2002 and then spent two seasons as a manager in the Northeast League with Berkshire (41-51 in 2003) and Quebec (58-34 in 2004).

A former outfielder, Bush began his playing career with three seasons in the independent Frontier League. He played for Zanesville in 1996 and Springfield in 1997-98, hitting .302 with 26 home runs and 133 RBI in 224 games. Bush signed with the San Diego Padres organization Dec. 24, 1998, and hit .259 with 16 home runs and 114 RBI in 231 games in two seasons at Single-A Rancho Cucamonga (1999-2000) and one year at Single-A Clearwater (2001) in the Phillies farm system. He also played one game for Triple-A Las Vegas in 2000 and went 2-for-4. He concluded his playing career by hitting .417 in seven games for Yuba-Sutter of the Western League in 2002. Bush had a .284 average in 456 games overall.

Bush attended Dunedin High School and Valdosta State University. He resides in Englewood, Fla., during the offseason. Bush is married, Rebecca, and has two children, Wyatt and Maggie.

#### MINOR LEAGUE RECORD

	AVG.	G	AB	R	H	2B	3B	HR	RBI	SH	SF	HP	BB	SO	SB	CS	OBP	SLG	E
TOTALS	.283	456	1536	252	434	85	12	42	248	10	14	12	225	256	35	26	.375	.436	26

## CHRIS CRON

41



### ASSISTANT HITTING COACH

Christopher John Cron

Named assistant hitting coach, January 14, 2022

**Birthdate:** March 31, 1964

**Birthplace/Resides:** Albuquerque, New Mexico / Ahwatukee, Arizona

Chris Cron returns for his second season as the A's assistant hitting coach, his first Major League coaching assignment after 27 seasons in the minors as a manager, hitting coordinator and field coordinator in the Chicago White Sox, Colorado Rockies, Detroit Tigers and Arizona Diamondbacks organizations.

Cron comes to the A's from Arizona where he served as minor league field coordinator in 2021. He joined the Diamondbacks in 2014 as minor league hitting coordinator and spent five seasons in that role before being named manager of Triple-A Reno in 2019. He guided the Aces to a 66-74 record that year and was slated to return as manager in 2020 before the minor league season was canceled due to the pandemic.

Cron is a two-time Manager of the Year, earning the honors with Single-A Winston-Salem in the Carolina League in 1998 and Rookie Great Falls in the Pioneer League in 2010. He guided his clubs to eight playoff appearances (1997-98, 2005, 07-10, 13), including a Pioneer League Championship in 2007.

Cron began his minor league managerial career in 1995 at Rookie Bristol in the Chicago White Sox organization and also had stops at Single-A Hickory (1996-97) and Winston-Salem (1998) and Double-A Birmingham (1999). He spent the three seasons as manager at Triple-A Colorado Springs from 2000-02 in the Rockies organization before returning to the White Sox in 2003. Cron spent one year each at Rookie Great Falls (2004), Single-A Kannapolis (2005),

Winston-Salem (2006) and Birmingham before concluding his White Sox career with four years at Great Falls from 2007-10. He then managed for three seasons at Double-A Erie in the Detroit system from 2011-13 before moving on to the Diamondbacks.

Cron played professionally for 12 seasons, including 12 games in the majors with California (1991) and Chicago-AL (1992). He went 2-for-15 (.133) in six games with the Angels in his debut and was 0-for-10 in six games with the White Sox in 1992. Cron was a .268 hitter with 172 home runs and 785 RBI in 1,250 games as a minor leaguer in the Atlanta, California, Chicago (AL) and Cleveland organizations. He was originally selected by the Braves in the second round of the 1984 draft out of Santa Ana (Calif.) College and is a graduate of El Dorado (Calif.) High School.


Cron resides in Phoenix, Ariz., and has three children: C.J., Kevin and Carly. C.J. was the Angels first round pick in 2011 and made his Major League debut in 2014. Kevin was the Diamondbacks 14th round selection in 2014 and made his ML debut in 2019. Carly graduated from Northern Arizona University in 2020 and completed her Masters degree from Arizona State in 2021.

### MAJOR LEAGUE RECORD

	AVG.	G	AB	R	H	2B	3B	HR	RBI	SH	SF	HP	BB	SO	SB	CS	OBP	SLG	E
TOTALS	.080	12	25	0	2	0	0	0	0	0	0	0	2	9	0	0	.148	.080	1

## SCOTT EMERSON

14



### PITCHING COACH

Scott Matthew Emerson

Named bullpen coach, October 30, 2014; named pitching coach, June 15, 2017

**Birthdate:** December 22, 1971

**Birthplace/Resides:** Baltimore, Maryland / Rockingham, North Carolina

Scott Emerson returns for his ninth season on the A's Major League coaching staff and his 20th in the A's organization. He joined the coaching staff in Oakland for the 2015 season as bullpen coach and took over the reins as pitching coach on June 15, 2017.

Emerson spent two seasons as minor league roving pitching instructor from 2013-14 after 10 years as a pitching coach at various levels. He joined the A's organization in 2003 as pitching coach at Single-A Modesto and served two seasons there before the A's moved their affiliate to Stockton. After two seasons with the Ports, Emerson had a four-year stint at Double-A Midland from 2007-10. He was promoted to Triple-A Sacramento in 2011 and spent two seasons with the River Cats.

Emerson's coaching career began in the Pittsburgh Pirates organization in 2000 when he was named the pitching coach for the Pirates Gulf Coast Rookie League club at Bradenton. He spent two years in the GCL and one at Single-A Williamsport in 2002 before joining the A's organization.

Emerson pitched professionally for six seasons in the Baltimore (1992-95), Boston (1995-96) and Arizona (1997) organizations. He was a 10-game winner at Single-A Albany in 1993 and was traded to the Red Sox organization early during the 1995 season. The left-hander signed with Arizona after being released by Boston in the spring of 1997. He pitched in three games for Single-A High Desert before concluding his professional career with Rio Grande Valley of the independent Texas-Louisiana League in 1997. Emerson was 27-29 with a 4.16 ERA in 135 games, 79 starts in his career.

Emerson was drafted by San Diego in the 21st round of the 1990 June draft out of Shadow Mountain (Phoenix, Ariz.) HS but did not sign. He attended Scottsdale Community College and signed with the Baltimore organization after the Orioles selected him in the 40th round of the 1991 June draft.

Emerson and his wife, Jill, make their offseason home in Rockingham, N.C.



## MINOR LEAGUE RECORD

	W	L	ERA	G	GS	CG	SHO	SV	IP	H	R	ER	HR	HB	BB	IBB	SO	WP	BK
TOTALS	27	29	4.16	135	79	4	0	0	493.1	520	298	228	28	26	268	5	361	54	4

## TOMMY EVERIDGE

## 52



### HITTING COACH

Thomas James Everidge

Named hitting coach, January 14, 2022

**Birthdate:** April 20, 1983

**Birthplace/Resides:** Santa Rosa, California / Mesa, Arizona

Bay Area native Tommy Everidge returns for his second consecutive season as the A's hitting coach after spending eight seasons in that role in the A's farm system. This will be his 17th season in the Oakland organization, as he also had seven years as a player.

Everidge began his coaching career in 2014 when he was named hitting coach at Short-Season Vermont. He spent two seasons with the Lake Monsters and two more at Single-A Stockton from 2016-17 before being moved up to Double-A Midland. Everidge had three seasons with the RockHounds before coaching at Triple-A Las Vegas in 2021.

Everidge had a nine-year playing career, including seven years in the A's system. He made his Major League debut in 2009 and hit .224 with two home runs and seven RBI in 24 games with Oakland in his only big league experience. Everidge was selected by the A's in the 10th round of the 2004 draft and spent seven seasons in the minor leagues with Oakland (2004-10), Seattle (2010) and Houston (2010). He hit 20 home runs in four consecutive seasons from 2006-09 and led the California League with 26 home runs at Stockton in 2007. In 2008, he led the Texas League and ranked third in all of the minors league with 115 RBI at Midland. Everidge concluded his playing career with two seasons at Lancaster in the independent Atlantic League from 2011-12, earning AL Player of the Year honors in 2011 after setting a league record with 69 extra-base hits.

A graduate of Sonoma Valley High School in 2001, Everidge played collegiately at Sonoma State University.

Everidge resides in Mesa, Ariz., with his wife Kellie; three children, Allison, Camden and Jackson; and dog, Rylie.

## MAJOR LEAGUE RECORD

	AVG.	G	AB	R	H	2B	3B	HR	RBI	SH	SF	HP	BB	SO	SB	CS	OBP	SLG	E
TOTALS	.224	24	85	13	19	6	0	2	7	1	1	2	8	17	0	0	.302	.365	1



**QUALITY CONTROL COACH**

Marcus Christian Jensen

Named assistant hitting/catching coach, October 30, 2014; named bullpen coach, December 4, 2017; named quality control coach, November 28, 2022

**Birthdate:** December 14, 1972

**Birthplace/Resides:** Oakland, California / Scottsdale, Arizona

Oakland native Marcus Jensen returns for his ninth season on the A's Major League coaching staff and his 17th in the A's organization. The 2023 season marks his first as quality control coach after spending the previous five years as bullpen coach. Jensen served as as the A's assistant hitting/catching coach from 2015-17.

Jensen joined the A's organization in 2007 as hitting coach for the A's affiliate in the Arizona Rookie League and served two years in that capacity. He took over the managerial duties for that club in 2009 and guided the A's to a 141-136 (.509) record and one playoff appearance in five seasons. In 2013, he also served as the A's minor league roving catching instructor and then spent the 2014 season as the A's minor league roving hitting instructor.

A former catcher, Jensen was drafted by San Francisco out of Skyline HS in Oakland following the first round of the 1990 June draft as a compensation pick for the loss of free agent

**A'S RECENT COACHING ASSIGNMENTS**

Year	Bench	Pitching	Hitting	Third Base	First Base	Bullpen	Other
2022	Ausmus	Emerson	Everidge	Bush	Martins	Jensen	Aldrete <sup>4</sup> Cron <sup>3</sup>
2021	Christenson	Emerson	Bush	Kotsay	Aldrete	Jensen	Martins <sup>3</sup>
2020	Christenson	Emerson	Bush	Pedrique	Aldrete	Jensen	Martins <sup>3</sup> Kotsay <sup>4</sup>
2019	Christenson	Emerson	Bush	Williams	Pedrique	Jensen	Aldrete <sup>3</sup> Kotsay <sup>4</sup>
2018	Christenson	Emerson	Bush	Williams	Pedrique	Jensen	Aldrete <sup>3</sup> Kotsay <sup>4</sup>
2017	Hale Kotsay	Emerson Young	Bush	Scarsone Hale	Aldrete	Alston Emerson	Jensen <sup>2</sup>
2016	Kotsay	Young	Bush	Washington	Aldrete	Emerson	Jensen <sup>2</sup>
2015	Aldrete	Young	Bush	Washington Gallego	Waller	Emerson	Jensen <sup>2</sup>
2014	Hale	Young	Davis	Gallego	Waller	Bush	Prieto <sup>1</sup>
2013	Hale	Young	Davis	Gallego	Waller	Bush	Prieto <sup>1</sup>
2012	Hale	Young	Davis	Gallego	Waller	Rodriguez	Prieto <sup>1</sup>
2011	Skinner	Romanick	Perry	Gallego	Waller	Rodriguez	
2010	Waller	Young	Skaalen	Gallego	Steverson	Romanick	
2009	Waller	Young	Skaalen	Gallego	Steverson	Romanick	
2008	Wakamatsu	Young	Van Burkleo	Waller	DeFrancesco	Romanick	
2007	Schaefer	Young	Van Burkleo	Lachemann	Waller	Fischer	
2006	Geren	Young	Perry	Washington	Lachemann	Fischer	
2005	Lachemann	Young	Hudgens	Washington	Fischer	Geren	
2004	Speier	Young	Hudgens	Washington	Fischer	Geren	
2003	Francona	Peterson	Hudgens Bosley	Washington	Fischer	Geren	
2002	Macha	Peterson	Bosley	Washington	Quade	Fischer	
2001	Macha	Peterson	Bosley	Washington	Quade	Fischer	
2000	Macha	Peterson	Bosley	Washington	Quade	Fischer	
1999	Macha	Peterson	Hudgens	Washington	Bosley	Fischer	

<sup>1</sup>major league coach. <sup>2</sup>assistant hitting/catching. <sup>3</sup>assistant hitting. <sup>4</sup>quality control.

Craig Lefferts. He batted .184 with six home runs and 29 RBI in 145 games in seven seasons with seven different teams.

Jensen made his Major League debut with San Francisco in 1996 and appeared in 39 games over two seasons with the Giants before he was dealt to Detroit in July 1997. After spending parts of the 1998 and 1999 seasons with Milwaukee and St. Louis, respectively, Jensen saw his most big league action with Minnesota in 2000 when he batted .209 with three home runs and 14 RBI in 52 games. He split the 2001 season between Boston and Texas and returned to Milwaukee in 2002, appearing in 40 games in his final big league campaign. Jensen spent the 2003 season at Triple-A Columbus in the New York (AL) farm system and played for Cancún in the Mexican League in 2004. He spent his final two seasons as a professional with Mesa (2005) and Reno (2006) of the independent Golden Baseball League. Jensen was also a member of the 2000 U.S. Olympic team that defeated Cuba for the gold medal.

Jensen makes his offseason home in Scottsdale, Ariz., with his wife, Lila, and three children, Mariah, Jahir and Jirah.

### MAJOR LEAGUE RECORD

	AVG.	G	AB	R	H	2B	3B	HR	RBI	SH	SF	HP	BB	SO	SB	CS	OBP	SLG	E
TOTALS	.184	145	343	33	63	16	1	6	29	3	1	0	50	106	0	1	.287	.289	10

## ERIC MARTINS

3

### THIRD BASE COACH

Anthony Eric Martins

Named assistant hitting coach, October 31, 2019; named first base/infield coach, January 14, 2022; named third base coach, November 28, 2022

**Birthdate:** November 19, 1972

**Birthplace/Resides:** Los Angeles, California / Mesa, Arizona



Eric Martins is in his fourth season on the A's coaching staff, his first as third base coach. He made his debut on a Major League coaching staff in 2020 as the A's assistant hitting coach and spent two seasons in that capacity before serving as first base/infield coach in 2022. This is Martins' 23rd season in the A's organization, which includes seven years as a minor league player, seven years as an area scout and five years as a minor league hitting coach.

Martins' coaching career began in 2015 when he was named hitting coach for Double-A Midland. He was promoted to Triple-A Nashville in 2016 and spent three seasons with the Sounds before moving west to Las Vegas in 2019 when the A's switched Triple-A affiliates.

Prior to coaching, Martins spent seven seasons as an A's area scout for Southern California from 2008-14. During that time, he was responsible for signing A.J. Griffin, Daniel Robertson, and 2014 first-round selection Matt Chapman, among others.

Originally a 17th-round selection by Oakland in the 1994 draft, Martins hit .276 with 21 home runs and 262 RBI in 661 games over seven seasons in the A's farm system from 1994-2000. He was named to the Northwest League All-Star team in 1994 after hitting .324 in his professional debut. The former infielder was part of the 1997 Edmonton team that captured the Pacific Coast League Championship and the 1999 Vancouver club that won the Triple-A World Series. Martins also played for Long Beach of the independent Western League (2001-02), Somerset of the independent Atlantic League (2003) and Nettuno in Italy (2004).

A graduate of La Serna High School in 1990, Martins attended Long Beach State. He was signed by Ed Crosby.

Martins lives in Mesa, Ariz., with his wife, Madison.

### MINOR LEAGUE RECORD

	AVG.	G	AB	R	H	2B	3B	HR	RBI	SH	SF	HP	BB	SO	SB	CS	OBP	SLG	E
TOTALS	.276	661	2314	373	638	125	22	21	262	49	14	27	282	382	44	38	.359	.376	130

# MIKE MCCARTHY

71



## BULLPEN COACH

Michael McCarthy

Named bullpen coach, November 28, 2022

**Birthdate:** November 18, 1987

**Birthplace/Resides:** Walnut Creek, California / Reno, Nevada

Mike McCarthy is on his first Major League coaching staff at the age of 35 after being named A's bullpen coach on Nov. 28, 2022.

McCarthy comes to the A's with five years of experience as a minor league coach, most recently as pitching coaching at Triple-A El Paso in the San Diego Padres organization in 2022. He began his coaching career as the bullpen coach at Triple-A Rochester in the Minnesota Twins organization in 2018 and served two seasons in that capacity before being named pitching coach for Rochester prior to the canceled 2020 minor league season. McCarthy remained as pitching coach when the Twins Triple-A affiliate moved to St. Paul in 2021.

Originally selected by Boston in the 14th round of the 2011 draft, McCarthy compiled a 28-27 record, eight saves and a 4.57 ERA in 150 games, including 61 starts, in six professional seasons, all in the Red Sox farm system. He won a career-high 10 games for Double-A Portland in 2014 and reached the Triple-A level in each of his final three seasons, pitching in one game for Pawtucket in 2014, 15 and 16. McCarthy also helped Perth to the Australian Baseball League Championship following the 2014 season.

McCarthy graduated from Liberty HS in Brentwood, Calif., and attended the University of Redlands and Cal State Bakersfield. He was instrumental in building CSUB's baseball team from the ground up and earned College Baseball Insider Honorable Mention All-America accolades in 2011. McCarthy received an Association of Professional Ball Players of America scholarship and earned an MBA with a concentration in Global Management from the University of Phoenix.

McCarthy also served as field coordinator for Baseball Miracles, an international organization that teaches baseball and softball to kids experiencing economic and environmental disadvantages. He has taught baseball in 10 countries on six continents and has traveled to all 50 states.

McCarthy was born in Walnut Creek, grew up in Antioch and Brentwood, and now resides in Reno, Nev., during the offseason.

## MINOR LEAGUE RECORD

	W	L	ERA	G	GS	CG	SHO	SV	IP	H	R	ER	HR	HB	BB	IBB	SO	WP	BK
TOTALS	28	27	4.57	150	61	0	0	8	496.0	528	275	252	49	24	147	2	327	27	0

## RIGHT-HANDED PITCHER

Height/Weight: 6-7 / 240

Bats/Throws: Right / Right

Birthdate: March 6, 1994


Opening Day Age: 29

Birthplace/Resides: Villa Los Almácigos, Dominican Republic / Villa Los Almácigos, Dominican Republic

Major League Service: 1 year, 33 days

Obtained: Signed to a minor league contract, November 12, 2020

Contract Status: First year of a one-year contract through 2023

 [Updated Stats](#)

## CAREER HIGHLIGHTS

Is 4-4 with a 3.32 ERA in 80 relief appearances in two seasons with Oakland after spending the first eight seasons of his professional career in the New York Yankees organization...led Major League rookies with 70 games pitched in 2022...had a one-day stint with the Yankees in 2018 but did not pitch...is 28-17 with a 2.98 ERA in 147 games, including 80 starts, in eight seasons in the minors...has 524 strikeouts in 485.2 innings (9.71 per nine innings)...has walked just 130 for a strikeout-to-walk ratio of 4.03...was used exclusively as a starter over his first five seasons before making four relief appearances among his 16 outings in 2018...has pitched exclusively in relief since then...pitched for the World Team in the 2017 All-Star Futures Game...pitched for Surprise in the Arizona Fall League in 2015.

## 2022 HIGHLIGHTS

- Spent the entire season on the A's active roster and was 4-4 with four saves, a 3.33 ERA and .636 opponents OPS in a team-leading 70 relief appearances.
- His 70 games pitched tied for fifth in the American League and were the most among Major League rookies...fell one short of the Oakland record for most games pitched by a rookie (71 by Aaron Small in 1997 and Ryan Cook in 2012).
- His four saves tied for fourth among AL rookies...was 4-for-8 (50.0%) in save opportunities.
- Allowed 10-of-33 (33.3%) inherited runners to score...first batters faced were 14-for-64 (.219) with six walks (.286 on-base percentage).
- Compiled a 5.59 ERA and .971 opponents OPS over his first 10 games, a 2.36 ERA and .535 OPS over his next 45 games from May 2 to Aug. 21, and a 5.11 ERA and .703 OPS over his final 15 contests.
- Allowed a .206 opponents batting average, which broke down to .201 (33-for-164) with a .587 OPS against right-handed hitters compared to .215 (17-for-79) with a .734 OPS against left-handers.
- Opponents hit .209 with the bases empty, .202 with runners on.
- Yielded a .136 batting average with two strikes...opponents were 1-for-30 (.033) on an 0-2 count.
- Logged a 0.93 ERA and .453 opponents OPS in 32 games against AL West competition...had a 5.12 ERA and .757 OPS in 38 games against all other teams...now has a 1.62 ERA and .558 OPS in 41 career appearances against divisional foes.
- Had a 5.54 ERA and allowed 8-of-14 (57.1%) inherited runners to score in 28 appearances when pitching on exactly one day of rest...compiled a 1.77 ERA and allowed 2-of-16 (12.5%) inherited runners to score in all other outings.
- Posted a 1.98 ERA in 29 day games, a 4.24 ERA in 41 contests at night.
- Committed three errors, which tied for the most among AL pitchers.
- DAY-BY-DAY:** Was on the A's Opening Day roster and struck out two batters in each of his first four appearances...then had career highs in runs (3), hits (5) and home runs (2) on April 16 at Toronto when he was charged with the blown save in a game the A's would come back to win 7-5...it was his first of three games with three runs allowed (Aug. 23 vs. Miami and Sept.

## MOST GAMES PITCHED, OAKLAND ROOKIE

71	Ryan Cook, 2012
71	Aaron Small, 1997
70	Domingo Acevedo, 2022
70	Ryan Dull, 2016
69	Lou Trivino, 2018

2 at Baltimore)...was charged with the first loss of his career on April 29 against Cleveland when he allowed two runs on three hits in 1.0 inning...finished April with a 5.59 ERA and .605 opponents OPS in 10 games...then compiled a 1.29 ERA and .518 OPS in 13 appearances in May...tossed a career-high tying 2.0 scoreless innings May 2 against Tampa Bay and May 21 at Los Angeles (AL)...allowed five runs in 4.0 innings over a five-game stretch from June 3 to 15...then did not allow a run in 13 of his next 14 contests from June 18 to July 21...had a 0.63 ERA and .393 opponents OPS over that streak...began that stretch with a career-high 8.1 innings scoreless streak from June 18 to July 5...struck out a career-high tying three batters June 19 against Kansas City...was credited with the first win of his career June 26 at Kansas City when he tossed a scoreless seventh inning in the A's 5-3 win...did not allow a run in 14 of his 16 games from Aug. 15 to Sept. 28 but allowed three runs in each of the two games in which he allowed a run (3.95 ERA, .548 OPS)...finished August with a 3.00 ERA in 12 games but had a .372 OPS, allowing just seven hits and a walk in 12.0 innings...walked a career-high tying three batters in 0.1 innings on Sept. 2 at Baltimore...matched his career high with three strikeouts on Sept. 9 against Chicago (AL)...earned his first career save when he got the final out of the A's 8-7 win at Texas on Sept. 14...was credited with all four of his saves over a four-game stretch from Sept. 14-21...then had a loss, a win and a blown save over his final four contests.

## CAREER

**2021**—Made his Major League debut and compiled a 3.27 ERA and .225 opponents batting average in 10 relief appearances over two stints with the A's...walked four batters for a .295 on-base percentage and yielded three home runs for a .475 slugging percentage (.770 OPS)...had a 9.00 ERA and 1.231 opponents OPS in three appearances during his first stint from June 21 to July 2...returned on Sept. 14 and posted a 1.13 ERA and .554 OPS over his final seven games...his opponents batting average broke down to .200 with a .561 OPS against left-handed hitters compared to .240 with a .796 OPS against right-handers...yielded all three of his home runs to righties...opponents were 0-for-7 with runners in scoring position...had a .077 opponents average and allowed two of his three home runs with the bases empty, a .296 average with runners on base...first batters faced were 3-for-9 (.333) with a walk...did not inherit any runners...spent the balance of the season with Triple-A Las Vegas where he was 2-0 with nine saves, a 2.48 ERA and .186 opponent batting average in 30 relief appearances...the nine saves were the first of his professional career, tied for third in the A's farm system and tied for fifth most in the Triple-A West...struck out 53 batters and walked just six in 32.2 innings...averaged 14.60 strikeouts and 1.65 walks per nine innings and had a strikeout-to-walk ratio of 8.83...based on a minimum of 30 innings pitched, had the lowest opponents on-base percentage among Triple-A West relievers (.230) and the third lowest ERA (2.48)...converted 9-of-11 (81.8%) save opportunities...allowed 3-of-10 (30.0%) inherited runners to score and first batters faced were 4-for-29 (.138) with a hit by pitch (.167 on-base percentage)...his opponents batting average broke down to .180 with a .616 OPS against right-handed hitters compared to .191 with a .564 OPS against left-handers...allowed a .148 batting average with runners in scoring position...did not allow an earned run in 16 home games (2 r in 17.2 ip) and had a .391 opponents OPS...had a 5.40 ERA and .804 OPS in 14 games on the road...did not allow a run in eight day games (10.0 ip) nor eight games against the Triple-A East (8.1 ip)...yielded a .077 batting average against the number three hitter and .079 with two strikes...tossed at least 1.0 inning in 28 of his 30 appearances...went 1-0 with a 3.12 ERA in eight relief appearances for Estrellas in the Dominican Winter League...earned his first save as a professional when he tossed 2.0 scoreless innings in the Aviators 6-3 win over Sacramento on May 9 (2 h, 3 so)...issued his first walk on May 29 at Sacramento after an eight-game, 8.0-inning walkless streak to start the season...that gave him a 4.50 ERA over his first nine appearances...did not allow a run over his next six games and 6.1 innings before earning a promotion to Oakland...was credited with the save in three consecutive scoreless outings at Albuquerque, June 4-6 (3.1 ip, 2 bb, 4 so)...had a 2.76 ERA and .169 opponents batting average in 15 games with Las Vegas when he was selected by Oakland on June 21...made his Major League debut that day at Texas with a scoreless eighth inning (1 h, 1 so)...fanned Isiah Kiner-Falefa to end the inning for his first strikeout...allowed three runs in 3.0 innings in three appearances before he was optioned back to the Aviators July 3...struck out a season-high four in 2.0 scoreless and hitless innings on July 4 against Sacramento (1 bb)...that extended his minor league scoreless streak to seven games and 8.1 innings...opponents were 1-for-26 (.038) with three walks and 14 strikeouts during the



streak...allowed just one run over his final 12 games with Las Vegas (0.73 ERA)...was designated for assignment by the A's on July 30...was released and re-signed to a Triple-A deal Aug. 2...earned the save in his final two appearances with the Aviators on Sept. 9 and 11 against Reno...was selected for his second stint with the A's on Sept. 14 and pitched in seven of Oakland's final 19 games (8.0 ip, 4 h, 1 r, 1 er, 4 bb, 6 so, 1.13 ERA)...did not allow a run in his first seven games for a 7.0-inning scoreless streak...tossed a career-high 2.0 scoreless innings Sept. 20 against Seattle, his only outing that wasn't exactly 1.0 inning...struck out a career-high three batters but also walked a career-high three in a scoreless inning of relief on Sept. 24 against Houston.

**2020**—Was a non-roster invitee with the New York Yankees and did not allow a run in four Spring Training appearances (4.0 ip, 1 h, 3 bb, 3 so)...was added to the Yankees 60-man player pool on June 29 but did not pitch in 2020.

**2019**—In his first year as a reliever, went 8-1 with a 4.35 ERA in 32 appearances between Double-A Trenton and Triple-A Scranton/Wilkes-Barre...limited opponents to a .219 batting average...began the season with Trenton before being transferred to Scranton/WB on June 28...was placed on the Scranton/WB injured list on Aug. 8 (retroactive to Aug. 7) and released on Aug. 23...was re-signed on Aug. 26 and immediately placed on the Scranton/WB injured list, missing the remainder of the season.

**2018**—Did not appear in a game for the Yankees in his only stint with the club (July 21)...combined with Double-A Trenton and Short-Season Staten Island to go 3-3 with a 2.99 ERA in 16 games (12 starts)...missed approximately two-and-a-half months on the minor league disabled list...started the season with Trenton and went 3-3 with a 2.92 ERA in 14 games (10 starts)...allowed two earned runs or fewer in eight of his 10 starts...made his final two starts of the season with Staten Island, posting a 3.86 ERA.

**2017**—Combined with Single-A Tampa, Double-A Trenton and Triple-A Scranton/Wilkes-Barre to go 6-6 with a 3.25 ERA and 142 strikeouts in 23 starts...ranked among Yankees farmhands in strikeouts (second) and ERA (seventh)...won the Kevin Lawn "Player of the Year" Award, presented annually to the Yankees organization's top hitter and pitcher...began the season with Tampa, going 0-4 with a 4.57 ERA in seven starts before being promoted to Trenton on May 18...in 14 starts with the Thunder, went 5-1 with a 2.38 ERA...made two starts with the RailRiders in June, going 1-1 with a 4.38 ERA...ended the season on the minor league DL...pitched for the World Team in the SiriusXM All-Star Futures Game in Miami...following the season, was tabbed by *Baseball America* as the Yankees number-10 prospect and as having the system's "Best Changeup."

**2016**—Combined at Single-A Charleston and Single-A Tampa to go 5-4 with one complete game, a 2.61 ERA and 102 strikeouts in 18 starts...began the season by making eight starts for the RiverDogs and was promoted to Tampa on June 14...tossed a 7.0-inning complete game shutout (5 h, 6 so, 1 hb) in the second game of the June 27 doubleheader against Brevard County...following the season, was ranked by *Baseball America* as the number-10 prospect in the Yankees organization and was labeled as having the "Best Fastball" and "Best Changeup" in the system.

**2015**—Began the season with Single-A Charleston but spent the majority of the season with Short-Season Staten Island, going 3-0 with a 1.69 ERA in 11 starts...was named the NYPL "Pitcher of the Week" for Aug. 17-23... after the season, made seven relief appearances with the Surprise Saguaros of the Arizona Fall League, going 1-0 with a 2.25 ERA...was ranked by *Baseball America*

#### ATHLETICS RETIRED NUMBERS

No.	Player	Date Retired
9	Reggie Jackson	May 22, 2004
24	Rickey Henderson	August 1, 2009
27	Jim "Catfish" Hunter	June 9, 1991
34	Rollie Fingers	July 5, 1993
34	Dave Stewart	Sept. 11, 2022
43	Dennis Eckersley	August 13, 2005

as the number-five prospect in the Yankees organization...was also tabbed by the publication as the “Short-Season Pitcher of the Year” and was named to the Short-Season All-Star team.

**2014**—Made five starts for the GCL Yankees 2, going 0-1 with a 4.11 ERA.

**2013**—Made his professional debut with the DSL Yankees 1, going 1-2 with a 2.63 ERA in 11 appearances (10 starts).

## PERSONAL/MISCELLANEOUS

Domingo Antonio Acevedo...is married, Maria, and has one child.

### LIFETIME PITCHING RECORD

Year	Club	W	L	ERA	G	GS	CG	SHO	SV	IP	H	R	ER	HR	HB	BB	IBB	SO	WP	BK	
2013	DSL Yankees 1	1	2	2.63	11	10	0	0	0	41.0	42	20	12	0	2	11	0	43	7	0	
2014	GCL Yankees 2	0	1	4.11	5	5	0	0	0	15.1	16	8	7	0	1	6	0	21	2	0	
2015	Charleston	0	0	5.40	1	1	0	0	0	1.2	2	1	1	0	0	1	0	1	1	0	
	Staten Island	3	0	1.69	11	11	0	0	0	48.0	37	15	9	2	1	15	0	53	3	1	
2016	Charleston	3	1	1.90	8	8	0	0	0	42.2	34	13	9	1	1	7	0	48	1	0	
	Tampa	2	3	3.22	10	10	1	1	0	50.1	49	19	18	3	2	15	0	54	1	2	
2017	Tampa	0	4	4.57	7	7	0	0	0	41.1	49	29	21	5	2	9	0	52	0	1	
	Trenton	5	1	2.38	14	14	1	0	0	79.1	65	23	21	8	2	17	0	82	1	1	
	Scranton/WB	1	1	4.38	2	2	0	0	0	12.1	12	6	6	0	0	8	0	8	0	2	
2018	Trenton	3	3	2.92	14	10	0	0	0	64.2	51	24	21	3	0	20	0	52	1	1	
	Staten Island	0	0	3.86	2	2	0	0	0	4.2	5	2	2	0	0	1	0	3	0	0	
2019	Trenton	7	1	3.86	22	0	0	0	0	35.0	23	17	15	7	0	10	0	33	2	0	
	Scranton/WB	1	0	5.40	10	0	0	0	0	16.2	19	10	10	4	1	4	0	21	2	0	
2020		(Minor League Season Canceled — Did Not Pitch)																			
2021	Las Vegas	2	0	2.48	30	0	0	0	9	32.2	22	12	9	3	1	6	0	53	5	0	
	OAKLAND	0	0	3.27	10	0	0	0	0	11.0	9	4	4	3	0	4	0	9	0	0	
2022	OAKLAND	4	4	3.33	70	0	0	0	4	67.2	50	26	25	9	3	17	4	58	1	1	
Major League Totals		4	4	3.32	80	0	0	0	4	78.2	59	30	29	12	3	21	4	67	1	1	
Minor League Totals		28	17	2.98	147	80	2	1	9	485.2	426	199	161	36	13	130	1	524	26	8	

### CAREER TRANSACTIONS

**2012** — Signed by the New York Yankees as a non-drafted free agent, October 17. **2019** — Released, August 23; re-signed by New York, August 26. **2020** — Elected free agency, November 1; signed by the Oakland Athletics to a minor league contract, November 12.

### ACEVEDO'S CAREER BESTS

Low Hit Complete Game: None

Innings Pitched: 2.0 (three times), last: May 21, 2022 at Los Angeles (AL)

Strikeouts: 3 (three times), last: September 9, 2022 vs. Chicago (AL)

Pitches: 34, September 24, 2021 vs. Houston

Longest Winning Streak: 2, July 21 to 23, 2022

Longest Losing Streak: 2, September 2 to 30, 2022

Longest Scoreless Streak: 8.1, June 18 to July 5, 2022



## INFIELDER

**Height/Weight:** 6-3 / 277

**Bats/Throws:** Right / Right

**Birthdate:** June 30, 1990

**Opening Day Age:** 32

**Birthplace/Resides:** Maracay, Venezuela / Maracay, Venezuela

**Major League Service:** 6 years, 82 days

**Obtained:** Signed as a free agent, January 27, 2023

**Contract Status:** First year of a one-year contract through 2023

[@JAguilarMKE](#)

[Updated Stats](#)

## CAREER HIGHLIGHTS

Has played for five teams in a nine-year career, including Cleveland (2014-16), Milwaukee (2017-19), Tampa Bay (2019), Miami (2020-22) and Baltimore (2022)...is a .254 career hitter with 109 home runs and 393 RBI in 759 games...played in just 35 games in his three seasons with the Indians before breaking through with the Brewers...was named to the National League All-Star team in 2018 and participated in the home run derby...led the International League in home runs (30), RBI (92), extra-base hits (56) and total bases (243) in 2016...topped the Eastern League in RBI in 2013 (105)...was named to postseason All-Star teams in the International League in 2015, the Eastern League in 2013 and the Midwest League in 2011...participated in the All-Star Futures Game in 2012...played for Phoenix in the Arizona Fall League in 2011.

## 2022 HIGHLIGHTS

- Spent most of the season with Miami where he batted .236 with 15 home runs and 49 RBI in 113 games...also played for Baltimore in September and hit .224 in 16 games...combined with both clubs for a .235 average, 16 home runs, 51 RBI and a .661 OPS in 129 games.
- Reached double figures in home runs for the fifth consecutive full season.
- Stole the first base of his career.
- His batting average was a career-low as was his OPS, on-base percentage (.281) and slugging percentage (.379).
- Hit .247 (87-for-352) with a .694 OPS against right-handed pitchers compared to .196 (22-for-112) with a .558 OPS against left-handers.
- His average improved to .263 with runners in scoring position and he now has a .289 career average with RISP.
- Six of his 16 home runs put his team ahead.
- Started 60 games at first base and 58 at designated hitter...also appeared in four games at third base, all with Miami...committed four errors, all as a first baseman, and had a .992 fielding percentage at first base.
- Hit .213 with eight home runs and 24 RBI as the designated hitter...was 1-for-9 (.111) with a walk as a pinch hitter.
- Started games at every spot in the order except first, eighth and ninth...saw his most action with 38 games batting cleanup, 32 hitting third and 30 from the two spot...batted .293 when hitting second.
- DAY-BY-DAY:** Went 1-for-16 over his first four games but then reached base safely in 20 consecutive contests from April 14 to May 6...that was the second longest reaching base streak of his career (21, Sept. 20, 2020-April 17, 2021)...hit .329 with a .425 on-base percentage during the streak...had two sacrifice flies on April 15 against Philadelphia when he went 1-for-2 with three RBI...hit safely in a season-high seven consecutive games from April 29 to May 6...was 12-for-27 (.444) with two home runs and nine RBI during the streak...homed in back-to-back games on May 13 and 14 against Milwaukee, giving him a .272 average, five home runs and 17 RBI over his first 31 games...then went 17-for-80 (.212) with one home run and seven RBI over his next 21 contests through June 9...doubled off Ian Anderson in the first inning on May 22 against Atlanta for his 500th career hit...had his best month in May when he hit .271 with six doubles, five home runs and 14 RBI in 25 games...had the walk-off RBI single June 8 against Washington, his fourth career game-ending RBI...connected for his eighth career two-

homer game on June 10 at Houston...his first home run, a first inning solo shot off Luis Garcia, was the 100th of his career...was on the Covid-19 list from June 17 to 20...stole the first base of his career July 5 against Los Angeles (AL)...his double on July 9 at New York (NL) was the 100th two-bagger of his career...hit .197 over a 19-game stretch from July 10 to Aug. 1...was batting .197 in 20 games in August when he was designated for assignment on Aug. 26...was released the next day and signed a minor league contract with Baltimore on Aug. 31...was selected by the Orioles on Sept. 1...went 1-for-18 over his first six games with Baltimore but was 10-for-31 (.323) over his final 10 contests.

## CAREER

**2021**—Appeared in 131 games, hitting .261 with 22 home runs and 93 RBI...was tied for second in the National League and tied for eighth in the majors with 93 RBI before a season-ending knee injury on Sept. 5...had 29 multi-RBI games on the season...had an .886 OPS on the road (17 HR and 51 RBI); owned a .684 OPS at home (5 HR and 42 RBI)...hit third career walk-off home run on July 7 vs. Los Angeles (NL) off Edwin Uceta

**2020**—Appeared in 51 games and hit .277 with eight home runs and 34 RBI...was voted by the South Florida BBWAA as the Marlins Most Valuable Player...homered, doubled and knocked in two runs in Miami's 5-1 victory over the Chicago Cubs in Game 1 of the Wild Card Series at Wrigley Field...homered in three of the Marlins' first four games, joining Derrek Lee (2002) and Cliff Floyd (1998) as the only players in club history to do so...was one of just five players, with RHP Pablo Lopez, INF Brian Anderson, RHP Brandon Kintzler and RHP Brad Boxberger, to spend the entire season on the active roster.

**2019**—Appeared in 131 games with Milwaukee and Tampa Bay, combining to bat .236 with 12 home runs and 50 RBI...was hitting .225 with eight home runs and 34 RBI in 94 games for Milwaukee before a July 31 trade to Tampa Bay, where he batted .261 with four home runs and 16 RBI in 37 games...was on the Rays' Wild Card Game roster for their 5-1 win over Oakland but did not appear.

**2018**—Batted .274 with 35 home runs and 108 RBI in 149 games with Milwaukee...made 123 starts (119 at first, 2 at third base, 2 at designated hitter)...ranked among the National League leaders in RBI (t-4th, 108), slugging percentage (5th, .539), home runs (t-5th, 35) and OPS (9th, .890)...was an All-Star for the first time...was an All-Star Final Vote candidate, garnering 20.2 million votes to defeat Brandon Belt (SF), Matt Carpenter (STL), Max Muncy (LA) and Trea Turner (WSH)...competed in the Home Run Derby and fell to Rhys Hoskins (PHI), 17-12, in the first round...was named Brewers Player of the Month for June after hitting .313 with home runs and 24 RBI in 23 games...belted walk-off home runs on April 21 vs. Miami and June 22 vs. St. Louis, which were the first two walk-off home runs of his career...hit .216 (8-for-37) with two home runs and five RBI in 10 games during the postseason...homered in Game 3 of the NLDS at Colorado and in Game 1 of the NLCS vs. Los Angeles...notched three hits and three RBI in Game 6 of the NLCS vs. Los Angeles...batted .291 with no home runs and 10 RBI in 22 games for Aragua in the Venezuelan Winter League.

**2017**—Was claimed off waivers by Milwaukee on Feb. 2 after being designated for assignment by Cleveland on Jan. 26...made his first career Opening Day roster...made the team after batting .452 in 25 games during the spring...led the team in runs (17), seven home runs (7) and RBI (19)...hit .265 with 16 home runs and 52 RBI in 133 games during his first season with Milwaukee and his first full season in the Major Leagues...made 55 starts (52 at first base, three at designated hitter)...was 15-for-60 (.250) with three home runs and 10 RBI as a pinch hitter...tied for third in the majors in pinch homers ranked fourth in hits and tied for fifth in RBI...hit his first ML home run on May 4 at St. Louis, a pinch-hit solo shot off Matt Bowman, giving the team a 5-4 lead in the seventh inning (won 5-4)...enjoyed the best game of his career on July 7 at New York (AL) as he tied the franchise record for RBI in a game (7), belted his first career grand slam (off Tyler Clippard) and notched his first career two-homer game...smacked a two-run pinch-hit homer off Greg Holland in the ninth inning on Aug. 19 at Colorado, giving the team a 5-3 lead (won 6-3)...hit .317 with five home runs and 15 RBI in 24 games for Caracas in the Venezuelan Winter League.

**2016**—Batted .247 with 30 home runs and 92 RBI in 137 games at Triple-A Columbus...led the International League in home runs (30), RBI (92), extra-base hits (56) and total bases (243)...was recalled by Cleveland on Sept. 11 and went 0-for-6 in nine games with the Indians...his only start came on Sept. 27 at Detroit at first base...played 42 games for Caracas in the Venezuelan Winter League and hit .314 with 10 home runs and 22 RBI.

**2015**—Batted .267 with 19 home runs and 93 RBI in 131 games at Triple-A Columbus...was selected to the International League's Midseason and Postseason All-Star teams as he led the league in RBI (93) and tied for fourth in home runs (19)...had a pair of stints with Cleveland (July 24-27 and Sept. 23-end of season)...hit .316 (6-for-19) with no home runs and two RBI in seven games with the Indians...made 5 starts (four at first base, one at designated hitter)...played in 21 games for Caracas in the Venezuelan Winter League and hit .253 with five home runs and 12 RBI.

**2014**—Batted .304 with 19 home runs and 77 RBI in 118 games at Triple-A Columbus...was an International League All-Star...ranked among the league leaders in on-base percentage (2nd, .395), RBI (4th, 77), slugging percentage (4th, .511), home runs (5th, 19), walks (5th, 64) and batting average (6th, .304)...was named International League Player of the Month for August after hitting .365 with five home runs and 13 RBI in 25 games...had three stints with Cleveland (May 15-19, May 27-June 6 and Sept. 1-end of season)...batted .121 (4-for-33) with no home runs and three RBI in 19 games with the Indians...made 11 starts, including nine at first base and two at designated hitter...made his Major League debut on May 15 at Toronto and went 0-for-2 with a walk in a start at designated hitter...his first ML hit was an RBI-infield single off Drew Smyly on May 19 vs. Detroit...batted .303 with four home runs and 18 RBI in 29 games for Caracas in the Venezuelan Winter League.

**2013**—Entered the season as the ninth-best prospect in the Indians organization according to *Baseball America*...batted .275 with 16 home runs and 105 RBI in 130 games at Double-A Akron...was selected to the Eastern League's Midseason and Postseason All-Star teams as his league-leading 105 RBI set a new Akron franchise record...hit .327 with 18 home runs and 50 RBI in 58 games for Caracas in the Venezuelan Winter League.

**2012**—Batted .280 with 15 home runs and 71 RBI in 127 games between Single-A Carolina (107 games) and Double-A Akron (20 games)...participated in the All-Star Futures Game at Kauffman Stadium in Kansas City...hit .267 with three home runs and nine RBI in 22 games for Caracas in the Venezuelan Winter League.

**2011**—Batted .284 with 23 home runs and 82 RBI in 126 games between Single-A Lake County (95 games) and Single-A Kinston (31 games)...was selected to the Midwest League's postseason All-Star team as he ranked third in the league in slugging percentage (.544)...played for the Phoenix Desert Dogs in the Arizona Fall League and hit .339 with three home runs and nine RBI in 16 games...also batted .275 with three home runs and 14 RBI in 22 games for Caracas in the Venezuelan Winter League.

**2010**—Batted .251 with nine home runs and 39 RBI in 61 games between the Rookie Arizona Indians (29 games) and Single-A Mahoning Valley (32 games).

**2009**—Spent his second consecutive season in the Dominican Republic and hit .305 with five home runs and 46 RBI in 55 games with the DSL Indians.

**2008**—Made his professional debut with the Dominican Summer League Indians and hit .209 with four home runs and 45 RBI in 68 games.

## **PERSONAL/MISCELLANEOUS**

Jesús Alexander Aguilar was originally signed by Cleveland scout Jesús Mendoza.



## LIFETIME PLAYING RECORD

Year	Club	AVG.	G	AB	R	H	2B	3B	HR	RBI	SH	SF	HP	BB	SO	SB	CS	OBP	SLG	E
2008	DSL Indians	.209	68	235	23	49	12	0	4	45	1	9	6	23	29	4	3	.286	.311	8
2009	DSL Indians	.305	55	200	33	61	16	0	5	46	0	1	6	31	24	5	1	.412	.460	3
2010	AZL Indians	.259	29	112	15	29	2	1	7	22	0	4	2	5	33	1	1	.293	.482	4
	Mahoning Valley	.244	32	123	8	30	9	0	2	17	0	2	0	11	28	2	0	.301	.366	6
2011	Lake County	.292	95	349	58	102	27	2	19	69	0	3	10	35	98	1	0	.370	.544	12
	Kinston	.257	31	113	12	29	3	0	4	13	0	0	0	11	28	1	0	.323	.389	2
2012	Carolina	.278	107	367	64	102	25	2	12	58	0	5	10	45	90	0	0	.368	.455	4
	Akron	.292	20	72	12	21	6	0	3	13	0	1	1	13	24	0	0	.402	.500	0
2013	Akron	.275	130	499	66	137	28	0	16	105	0	7	5	56	107	0	1	.349	.427	14
2014	Columbus	.304	118	427	69	130	31	0	19	77	0	5	3	64	96	0	0	.395	.511	4
	CLEVELAND	.121	19	33	2	4	0	0	0	3	0	1	0	4	13	0	0	.211	.121	2
2015	Columbus	.267	131	510	57	136	29	1	19	93	0	7	6	47	115	0	0	.332	.439	1
	CLEVELAND	.316	7	19	0	6	1	0	0	2	0	0	1	0	7	0	0	.350	.368	0
2016	Columbus	.247	137	515	62	127	26	0	30	92	1	5	4	53	110	0	0	.319	.472	3
	CLEVELAND	.000	9	6	0	0	0	0	0	0	0	0	0	1	0	0	0	.000	.000	0
2017	MILWAUKEE	.265	133	279	40	74	15	2	16	52	0	3	4	25	94	0	0	.331	.505	6
2018	MILWAUKEE	.274	149	492	80	135	25	0	35	108	0	10	6	58	143	0	0	.352	.539	4
2019	MILWAUKEE	.225	94	222	26	50	9	0	8	34	0	4	2	31	59	0	0	.320	.374	4
	TAMPA BAY	.261	37	92	13	24	3	0	4	16	0	3	0	12	22	0	0	.336	.424	0
2020	MIAMI	.277	51	188	31	52	10	0	8	34	0	4	1	23	40	0	1	.352	.457	3
2021	MIAMI	.261	131	449	49	117	23	0	22	93	0	7	3	46	93	0	0	.329	.459	8
2022	MIAMI	.236	113	415	37	98	18	0	15	49	0	5	4	27	106	1	0	.286	.388	4
	BALTIMORE	.224	16	49	2	11	1	0	1	2	0	0	0	1	13	0	0	.240	.306	0
<b>Major League Totals</b>		<b>.254</b>	<b>759</b>	<b>2244</b>	<b>280</b>	<b>571</b>	<b>105</b>	<b>2</b>	<b>109</b>	<b>393</b>	<b>0</b>	<b>37</b>	<b>21</b>	<b>227</b>	<b>591</b>	<b>1</b>	<b>1</b>	<b>.324</b>	<b>.449</b>	<b>31</b>
<b>Minor League Totals</b>		<b>.271</b>	<b>953</b>	<b>3522</b>	<b>479</b>	<b>953</b>	<b>214</b>	<b>6</b>	<b>140</b>	<b>650</b>	<b>2</b>	<b>49</b>	<b>53</b>	<b>394</b>	<b>782</b>	<b>14</b>	<b>7</b>	<b>.348</b>	<b>.454</b>	<b>61</b>

## CAREER TRANSACTIONS

**2007** — Signed by the Cleveland Indians as a non-drafted free agent, November 13. **2017** — Claimed off waivers by the Milwaukee Brewers, February 2. **2019** — Traded to the Tampa Bay Rays for pitcher Jake Faria, July 31. Released, November 27; claimed off waivers by the Miami Marlins, December 2. **2021** — On the injured list, September 6 to November 4. **2022** — On the Covid list, June 17 to 20. Released, August 27; signed by the Baltimore Orioles to a minor league contract, August 31. Elected free agency, November 6. **2023** — Signed by the Oakland Athletics, January 27.

## WILD CARD SERIES RECORD

Year	Club/Opp.	AVG.	G	AB	R	H	2B	3B	HR	RBI	SH	SF	HP	BB	SO	SB	CS	OBP	SLG	E
2019	TB vs. OAK																			
2020	MIA vs. CHI	.250	2	8	1	2	1	0	1	2	0	0	1	0	2	0	0	.333	.750	0

## DIVISION SERIES RECORD

Year	Club/Opp.	AVG.	G	AB	R	H	2B	3B	HR	RBI	SH	SF	HP	BB	SO	SB	CS	OBP	SLG	E
2018	MIL vs. COL	.091	3	11	1	1	0	0	1	1	0	0	0	1	4	0	0	.167	.364	0
2020	MIA vs. ATL	.154	3	13	0	2	0	0	0	0	0	0	0	5	0	0	0	.154	.154	0
<b>Totals</b>		<b>.125</b>	<b>6</b>	<b>24</b>	<b>1</b>	<b>3</b>	<b>0</b>	<b>0</b>	<b>1</b>	<b>1</b>	<b>0</b>	<b>0</b>	<b>0</b>	<b>1</b>	<b>9</b>	<b>0</b>	<b>0</b>	<b>.160</b>	<b>.250</b>	<b>0</b>

## LEAGUE CHAMPIONSHIP SERIES RECORD

Year	Club/Opp.	AVG.	G	AB	R	H	2B	3B	HR	RBI	SH	SF	HP	BB	SO	SB	CS	OBP	SLG	E
2018	MIL vs. LA	.269	7	26	4	7	3	0	1	4	0	0	0	2	11	0	0	.321	.500	0
<b>Totals</b>		<b>.269</b>	<b>7</b>	<b>26</b>	<b>4</b>	<b>7</b>	<b>3</b>	<b>0</b>	<b>1</b>	<b>4</b>	<b>0</b>	<b>0</b>	<b>0</b>	<b>2</b>	<b>11</b>	<b>0</b>	<b>0</b>	<b>.321</b>	<b>.500</b>	<b>0</b>

## ALL-STAR RECORD

Year	Club/Site	AVG.	G	AB	R	H	2B	3B	HR	RBI	SH	SF	HP	BB	SO	SB	CS	OBP	SLG	E
2018	NL/Wash.	.000	1	2	0	0	0	0	0	0	0	0	0	0	0	0	0	.000	.000	0

## AGUILAR'S CAREER BESTS

**Hits:** 4, June 5, 2021 at Pittsburgh

**Home Runs:** 2 (eight times), June 10, 2022 at Houston; July 7, 2019 at Pittsburgh; April 29, 2019 vs. Colorado; July 8, 2018 vs. Atlanta; June 22, 2018 vs. St. Louis; May 18, 2018 at Minnesota, August 20, 2017 at Colorado, July 7, 2017 at New York (AL)

**Runs Batted In:** 7, July 7, 2017 at New York (AL)

**Stolen Bases:** 1, July 5, 2022 vs. Los Angeles (AL)

**Hitting Streak:** 12, April 1 to 17, 2021

**Hitless Streak (At Bats):** 21 (twice), last: April 2 to 12, 2019

**Game Ending RBI:** 4, June 8, 2022 vs. Washington (single); July 7, 2021 vs. Los Angeles-NL (home run); June 22, 2018 vs. St. Louis (home run); April 21, 2018 vs. Miami (home run)

**Grand Slams:** 1, July 7, 2017 at New York-AL (Tyler Clippard)

**Pinch-Hit Home Runs:** 5, September 17, 2019 at Los Angeles-NL (Kenta Maeda); June 16, 2019 at San Francisco (Derek Holland); August 19, 2017 at Colorado (Greg Holland); August 2, 2017 vs. St. Louis (John Brebbia); May 4, 2017 at St. Louis (Matt Bowman)

**Inside-The-Park Home Runs:** None

**Lead Off Home Runs:** None

## HOW THE A'S WERE BUILT

June 10, 2015	Seth Brown selected in the 19th round of the First-Year Player Draft
Aug. 13, 2016	Jordan Diaz signed as a non-drafted free agent
Nov. 12, 2016	Paul Blackburn acquired from the Seattle Mariners for Danny Valencia
June 13, 2017	Nick Allen selected in the 3rd round of the First-Year Player Draft
July 31, 2017	James Kaprielian acquired from the New York Yankees with Dustin Fowler and Jorge Mateo for Sonny Gray and \$1.5 million international bonus slot cash
Nov. 20, 2017	Ramon Laureano acquired from the Houston Astros for Brandon Bailey
June 5, 2018	Hogan Harris selected in the 3rd round of the First Year Player Draft; Lawrence Butler selected in the 6th round of the First Year Player Draft
June 6, 2018	Jonah Bride selected in the 23rd round of the First-Year Player Draft
Jan 13, 2020	Tony Kemp acquired from the Chicago Cubs for minor leaguer Alfonso Rivas
Nov. 12, 2020	Domingo Acevedo signed to a minor league contract
Dec. 10, 2020	Zach Jackson selected in the Triple-A Phase of the Rule 5 draft
July 2, 2021	Sam Moll acquired from the Arizona Diamondbacks for cash
Oct. 15, 2021	Dany Jiménez signed to a minor league contract
Nov. 19, 2021	Dermis Garcia signed to a minor league contract
March 12, 2022	Adam Oller acquired from the New York Mets with J.T. Ginn for Chris Bassitt
March 14, 2022	Shea Langeliers and Christian Pache acquired from the Atlanta Braves with Ryan Cusick and Joey Estes for Matt Olson
March 16, 2022	Kevin Smith and Kirby Snead acquired from the Toronto Blue Jays with Gunnar Hogland and Zach Logue for Matt Chapman
April 3, 2022	Adrián Martínez acquired from the San Diego Padres with Euriel Angeles for Sean Manaea and Aaron Holiday
July 9, 2022	Cal Stevenson acquired from the Tampa Bay Rays with Christian Fernandez for Christian Bethancourt
Aug. 1, 2022	Luis Medina, JP Sears and Ken Waldichuk acquired from the New York Yankees with Cooper Bowman for Frankie Montas and Lou Trivino
Sept. 29, 2022	Conner Capel claimed off waivers from the St. Louis Cardinals
Nov. 17, 2022	Brent Rooker claimed off waivers from the Kansas City Royals
Dec. 6, 2022	Chad Smith acquired from the Colorado Rockies for Jeff Criswell
Dec. 7, 2022	Ryan Noda selected in the Rule 5 draft
Dec. 12, 2022	Kyle Muller, Manny Piña and Freddy Tarnok acquired from the Atlanta Braves and Esteyru Ruiz acquired from the Milwaukee Brewers as part of a three-team, nine-player deal in which the A's also acquired Royber Salinas from Atlanta. The A's sent Sean Murphy to Atlanta and Joel Payamps to Milwaukee and Atlanta sent William Contreras and Justin Yeager to Milwaukee
Dec. 13, 2022	Aledmys Diaz and Jace Peterson signed as free agents
Dec. 16, 2022	Trevor May signed as a free agent
Dec. 22, 2022	Drew Rucinski signed as a free agent
Jan. 13, 2023	Shintaro Fujinami signed as a free agent
Jan. 27, 2023	Jesús Aguilar signed as a free agent
Feb. 11, 2023	JJ Bleday acquired from the Miami Marlins for A.J. Puk

**INFIELDER****Height/Weight:** 5-8 / 166**Bats/Throws:** Right / Right**Birthdate:** October 8, 1998**Opening Day Age:** 24**Birthplace/Resides:** San Diego, California / San Diego, California**Major League Service:** 126 days**Obtained:** Selected in the 3rd round of the 2017 First-Year Player Draft**Contract Status:** First year of a one-year contract through 2023[Updated Stats](#)**CAREER HIGHLIGHTS**

Was selected by Oakland in the third round of the 2017 draft and made his Major League debut in 2022, batting .207 with four home runs and 19 RBI in 100 games...also has a .267 average with 12 home runs and 130 RBI in 363 games in five seasons in the minors...also has 66 stolen bases... has played 286 games at shortstop and 67 at second base...played for the silver medal winning United States team in the 2021 Olympics in Tokyo, Japan...was named the A's Organizational Player of the Year in 2021...played for Mesa in the Arizona Fall League following the 2019 season...was rated as the A's number-10 prospect by *Baseball America* following the 2019 season, number-six in 2020 and number-three in 2021.

**2022 HIGHLIGHTS**

- Made his Major League debut and batted .207 with four home runs, 19 RBI and a .547 OPS in 100 games over three stints with the A's.
- Had a team-leading six sacrifice hits, which tied for third in the American League and was the most by an Athletic since Eric Sogard also had six in 2013.
- Batted .276 (24-for-87) with three of his four home runs and a .763 OPS against left-handed pitchers compared to .179 (38-for-212) with a .459 OPS against right-handers.
- Hit three of his four home runs on the road...all four came against AL West competition.
- Had a .150 batting average with runners in scoring position, which was second lowest in the majors among players with 300 or more plate appearances overall (Buxton, MIN .145).
- Started 57 games at shortstop, including 42 of the A's last 45 games following the release of Elvis Andrus on Aug. 17, and 35 at second base...committed six errors as a shortstop (.978 fielding percentage) and four as a second baseman (.975).
- Made a team-leading 67 starts batting ninth...also made 14 starts in the eight spot and 11 hitting leadoff.
- Singled in his only at bat as a pinch hitter.
- Batted .104 with two strikes.
- Spent the balance of the season with Triple-A Las Vegas where he batted .266 with two home runs, 16 RBI, a .730 OPS and 10 stolen bases in 46 games...added 27 walks for a minor league career best .371 on-base percentage.
- Has stolen at least 10 bases in each of his last four seasons in the minors.
- Batted .346 (18-for-52) with a .922 OPS against left-handed pitchers, .231 (28-for-121) with a .645 OPS against right-handers.
- Hit .209 with runners in scoring position.
- Had a .364 average, both of his home runs, 12 of his 16 RBI and a 1.014 OPS in 21 home games...batted .188 with a .501 OPS in 25 games on the road.
- Hit .300 over innings 1-6, .189 from the seventh inning on.
- Started 38 games at shortstop and made two errors for a .987 fielding percentage...did not commit an error in seven starts at second base and now has a 58-game minor league errorless streak as a second baseman dating back to his last error on May 2, 2019.
- Batted second 22 times, first 12 times, eighth eight times, seventh three times and fifth once.
- **DAY-BY-DAY:** Began the season at Las Vegas and hit safely in each of his first 10 games...went 15-for-38 (.395) with five multiple hit games, six walks (.477 on-base percentage) and three

stolen bases during the streak...was batting .319 with an .800 OPS in 12 games when he was added to the A's roster as a substitute player on April 18...made his Major League debut the next day against Baltimore with a start at second base and went 0-for-3...doubled off Dillon Tate in the seventh inning on April 21 against the Orioles for his first Major League hit...had his first multiple hit game in a 2-for-3 performance against Cleveland on April 30 and also stole the first base of his career in that game...it was his first of seven two-hit games...was 4-for-19 (.211) with two doubles, no RBI and two walks in eight games with the A's when he was returned to Las Vegas on May 3...hit .184 with three RBI and six walks (.286 on-base percentage) in 12 games with the Aviators before returning to Oakland on May 18...went 0-for-4 in two games and was optioned back to Las Vegas on May 22...was successful in each of his first seven stolen bases attempts at Triple-A before he was caught stealing on May 26 at Tacoma...reached base safely in each of his final 15 games with Las Vegas beginning June 2 and batted .365 (19-for-52) with 13 runs, six doubles, a home run, 11 RBI and 14 walks (.500 on-base percentage) during the streak...collected a minor league season-high three RBI on June 16 at El Paso...was batting .266 with two home runs and 16 RBI in 46 games overall at Triple-A when he was brought up to Oakland a third time on June 21...spent the remainder of the season with the A's...hit his first Major League home run June 21 against Seattle, a two-run shot off Marco Gonzales in the seventh inning...the home run also accounted for his first two RBI...it was his first of four two-RBI games...it began a career-best 11-game reaching base streak, during which he batted .297 with a .366 on-base percentage...had a career-best eight-game hitting streak from June 25 to July 2 (9-for-29, .310)...then hit .132 with one RBI over his next 21 games from July 3 to 27...had a career-high 0-for-14 streak from July 5 to 10...homered in back-to-back games on Aug. 14 at Houston and Aug. 15 at Texas...had a 26-game stretch from Aug. 19 to Sept. 17 without a walk...had his first, and only, three-strikeout game on Sept. 6 vs. Atlanta...went 9-for-28 (.321) over a nine-game span from Sept. 10 to 20 but finished the season by going 7-for-42 (.167) over his final 13 games.

## CAREER

**2021**—Made his Double-A and Triple-A debuts in 2021 and in between played for Team USA in the Olympics...combined to hit .288 with six home runs and 41 RBI in 89 games with Midland and Las Vegas...was named the A's Organizational Player of the Year...the home runs and RBI are his best as a minor leaguer...tied for seventh in the A's farm system in hits (98)...hit .319 with all six of his home runs and a .845 OPS in 50 games with Midland...was moved up to Las Vegas after returning from the Olympics and finished the year by hitting .243 with a .603 OPS in 39 games with the Aviators...combined with both clubs to bat .385 with a .993 OPS against left-handed pitchers...hit .260 with a .676 OPS against right-handers...combined for a .425 batting average and 1.067 OPS in his home ballparks compared to .226 with a .599 OPS on the road...hit .517 at Midland's Momentum Bank Ballpark...batted .248 with a .625 OPS, one home run and 10 RBI over innings 1-4...then hit .319 with a .845 OPS, five home runs and 31 RBI from the fifth inning on...started 48 games at shortstop and 36 at second base...committed 11 errors, all as a shortstop (.944 fielding percentage)...had 182 errorless chances at second base...hit five of his six home runs as a second baseman but drove in 25 of his 41 runs as a shortstop...was also 7-for-12 (.583) with two doubles and a triple as the designated hitter...saw his most playing time batting second (40 games), ninth (28) and first (15)...hit .329 with five of his six home runs and 27 of his 41 RBI as the two-hitter...was named to the All-Olympic Team and earned Best Defensive Player honors after going 6-for-21 (.286) with two doubles, a home run and two RBI to help Team USA to the Silver Medal...was rated as the A's third-best prospect by *Baseball America* following the season...began the year at Double-A Midland...had three-straight three-hit games against San Antonio from May 11-13 (9-for-11, 6 RBI)...the three hits were a season high...had a minor league career-high tying three RBI in the final game of the streak, his first of four three-RBI games...was named Double-A Central Player of the Week for the week of May 10-16 after going 14-for-22 (.636) with six runs, six RBI, five walks, four three-hit games and one two-hit game in six games...was batting .275 with a home run and 13 RBI in 18 games when he left Midland on May 25 for the Olympic Trials...returned to the RockHounds on June 9 and batted .393 with four home runs, 12 RBI and a 1.029 OPS in 19 games in June...led the Double-A Central in batting in June, ranked fourth in hits (33), eighth in OPS and ninth in on-base percentage (.422)...stole a career-high tying two bases on June 11 at San Antonio...did it again on Sept. 29 at Reno...had a season-high 15-game hitting streak from June 13-30...went 26-for-65 (.400) with three doubles, one triple, four home runs

and 12 RBI during the streak (1.090 OPS)...that included his first career two-homer game June 24 against Wichita...at the time he left for the Olympics (July 16), he ranked second in the Double-A Central in batting (.319) and tied for fifth in hits (65)...was transferred to Triple-A Las Vegas on Aug. 12 after returning from the Olympics...batted .313 in 23 games in September...hit safely in 11 consecutive games from Sept. 14-26 (18-for-43, .419)...had his lone two-double game of the season on Sept. 24 against Oklahoma City.

**2020**—Was a non-roster invitee with the A's and went 3-for-5 (.600) with a double, home run and two RBI in three spring training games...was added to the A's 60-man player pool on June 29 but did not play in 2020...was rated as the A's number-six prospect by *Baseball America*.

**2019**—Batted a minor league career-high .292 with three home runs and 25 RBI in 72 games with Single-A Stockton in a season cut short by an ankle injury in late June...also had career highs with 22 doubles, 30 extra base hits and a .434 slugging percentage...was named to the California League Midseason All-Star team...hit .397 with a 1.130 OPS against left-handed pitchers compared to .265 with a .712 OPS against right-handers...batted .316 with runners in scoring position...hit all three of his home runs at home...had a .311 batting average in 59 games at night, .191...started 45 games at shortstop and 24 at second base...committed four errors as a shortstop for a .979 fielding percentage...made two errors as a second baseman (.982)...hit exclusively in the leadoff spot in the batting order...played for Mesa in the Arizona Fall League following the season and hit .194 with six RBI in 18 games...was rated as the A's number-10 prospect by *Baseball America*...walked three times in a game for the first time in his career on Opening Day, April 4 against Rancho Cucamonga...hit his first home run April 5 against Rancho Cucamonga...it was his first round tripper since July 24, 2017, snapping a 143-game homerless streak...had a season-best 13-game hitting streak from April 16 to 30 (20-for-56, .357)...went 16-for-40 (.400) with seven multiple hit games, five doubles, three triples, a home run and six walks over a 10-game stretch from May 4 to 14 (1.230 OPS)...scored a career-high tying three runs May 5 against Modesto, which he matched June 9 vs. San Jose and June 13 at Modesto...matched his career high with three walks May 12 at Inland Empire...went 3-for-5 May 30 at Lancaster to begin a season-ending stretch where he hit .340 over his final 25 games...had back-to-back two-double games on June 13 and 14 at Modesto...the doubles matched his career high...started at shortstop and batted leadoff for the North in the California League All-Star Game on June 18 and went 0-for-3 with a strikeout...was placed on the injured list June 28 with a sprained left ankle and missed the remainder of the season.

**2018**—Spent his first full professional season at Single-A Beloit and hit .239 with no home runs and 34 RBI in 121 games...had minor league career highs in runs (51), hits (110), triples (6), walks (34), hit by pitches (9), stolen bases (24), games, at bats (460) and strikeouts (85)...tied for fourth in the A's farm system in stolen bases and tied for eighth in triples...batted .242 with 33 of his 34 RBI against right-handed pitchers compared to .227 against left-handers...appeared exclusively at shortstop where he made 120 starts...committed 17 errors for a .965 fielding percentage...saw his most action with 74 games batting leadoff and 45 in the nine spot...batted .300 over a 20-game span from June 16 to July 11...capped that stretch by going 4-for-6 on July 11 at South Bend...it was his first career four-hit game...stole two bases July 15 at West Michigan, his second career multi-steal game...reached base safely in each of his final 25 games from Aug. 3 to Sept. 3...hit .323 with a .367 on-base percentage during the streak...had a season-high 11-game hitting streak from Aug. 4-15 (16-for-47, .340)...went 0-for-7 with five strikeouts in two postseason games for the Snappers.

**2017**—Batted .254 with a home run and 14 RBI in 35 games in his professional debut with the A's affiliate in the Arizona Rookie League...hit .333 with an .884 OPS against left-handed pitchers compared to .222 with a .553 OPS against righties...batted .308 at home and .308 with runners in scoring position...started 32 games at shortstop and committed 12 errors in 33 games overall for a .917 fielding percentage...made his debut July 1 against the Giants and collected his first hit in his next game on July 3 against the Dodgers...hit his first home run July 24 at the Royals.



## PERSONAL/MISCELLANEOUS

Nicholas Ryan Allen was originally signed by A's scout Anthony Aliosi...graduated from Francis Parker High School (Calif)...hit .469 as a junior...garnered 2017 Rawlings-Perfect Game Preseason First Team All-American honors as a senior.

### LIFETIME PLAYING RECORD

Year	Club	AVG.	G	AB	R	H	2B	3B	HR	RBI	SH	SF	HP	BB	SO	SB	CS	OBP	SLG	E
2017	AZL A's	.254	35	138	26	35	3	2	1	14	2	0	1	13	28	7	3	.322	.326	12
2018	Beloit	.239	121	460	51	110	17	6	0	34	3	6	9	34	85	24	8	.301	.302	17
2019	Stockton	.292	72	288	45	84	22	5	3	25	8	0	4	28	52	13	5	.363	.434	6
2020																				
2021	Midland	.319	50	204	31	65	9	2	6	31	2	3	2	18	46	8	6	.374	.471	5
	Las Vegas	.243	39	136	17	33	8	0	0	10	2	1	1	11	30	4	1	.302	.301	6
2022	Las Vegas	.266	46	173	31	46	10	0	2	16	4	0	2	27	34	10	2	.371	.358	2
	OAKLAND	.207	100	299	31	62	13	0	4	19	6	1	1	19	64	3	2	.256	.291	10
	Major League Totals	.207	100	299	31	62	13	0	4	19	6	1	1	19	64	3	2	.256	.291	10
	Minor League Totals	.267	363	1399	201	373	69	15	12	130	21	10	19	131	275	66	25	.335	.363	48

### CAREER TRANSACTIONS

2017 — Selected by the Oakland Athletics organization in the 3rd round of the First-Year Player Draft.

### ALLEN'S CAREER BESTS

Hits: 2 (seven times), last: October 3, 2022 vs. Los Angeles (AL)  
Home Runs: 1 (four times), last: October 2, 2022 at Seattle  
Runs Batted In: 2 (four times), last: October 2, 2022 at Seattle  
Stolen Bases: 1 (three times), last: September 4, 2022 vs. New York (NL)  
Hitting Streak: 8, June 25 to July 2, 2022  
Hitless Streak (At Bats): 14, July 5 to 10, 2022  
Game Ending RBI: None  
Grand Slams: None  
Pinch-Hit Home Runs: None  
Inside-The-Park Home Runs: None  
Lead Off Home Runs: None

**RIGHT-HANDED PITCHER****Height/Weight:** 6-1 / 196**Bats/Throws:** Right / Right**Birthdate:** December 4, 1993**Opening Day Age:** 29**Birthplace/Resides:** Antioch, California / Meridian, Idaho**Major League Service:** 3 years, 18 days**Obtained:** Acquired from the Seattle Mariners for Danny Valencia, November 12, 2016**Contract Status:** First year of a one-year contract through 2023
 [Updated Stats](#)
**CAREER HIGHLIGHTS**

Is 13-17 with a 5.09 ERA in 51 games, including 48 starts, in six seasons in the majors, all with the A's...went 6-11 with a 5.74 ERA in 30 games, including 27 starts, over his first five years before going 7-6 with a 4.28 ERA in 21 starts in 2022...was named to his first American League All-Star team in 2022...was originally selected by the Cubs as a supplemental pick following the first round of the 2012 draft but was traded twice in 2016...was sent to the Mariners prior to the trading deadline in the Mike Montgomery deal and was traded to the A's following the season for Danny Valencia...is 49-33 with a 3.66 ERA in 147 games (138 starts) in nine seasons in the minors...was named to Midseason All-Star teams in the Pacific Coast League in 2017 and 2019, the Southern League in 2016 and the Midwest League in 2014.

**2022 HIGHLIGHTS**

- Completed his sixth consecutive season with the A's and was 7-6 with a 4.28 ERA in 21 starts...combined for a 6-11 record and a 5.74 ERA in 30 games, including 27 starts, over his first five seasons.
- Had career highs in every category and his ERA and .752 opponents OPS were his lowest since posting marks of 3.22 and .686 in 10 starts as a rookie in 2017.
- Was named to his first American League All-Star team as he got off to a strong start, going 6-2 with a 2.26 ERA, .616 opponents OPS and three home runs allowed over his first 13 starts through June 16...then went 1-4 with a 7.94 ERA, .973 OPS and 12 home runs allowed over his next eight starts before his season ended early when he was placed on the injured list Aug. 10 with an inflamed right middle finger.
- Was 6-1 with a 2.12 ERA and .611 OPS in 13 starts on the road compared to 1-5 with an 8.31 ERA and .975 OPS in eight starts at home...had the highest home ERA in Oakland history among pitchers with 30 or more innings at home...the previous high was 7.46 by Mark Redman in 76.0 innings in 2004...using the same minimum, he had the highest home ERA in the majors in 2022...his road ERA was fourth lowest in the AL among pitchers with at least 70.0 road innings...yielded nine home runs in 39.0 innings in Oakland, six in 72.1 innings on the road...is now 9-8 with a 3.90 ERA and .736 OPS in 28 career games on the road, 4-9 with a 6.69 ERA and .853 OPS in 23 games at home.
- Had a .255 opponents batting average, which broke down to .250 (52-for-208) with a .739 OPS against right-handed hitters compared to .260 (21-for-223) with a .764 OPS against left-handers.
- Allowed a .302 average with runners on base, but that dropped to .242 with runners in scoring position...had a .328 career opponents average with RISP entering the season.
- Had a .297 opponents batting average and .880 OPS against the opponents' one through four hitters, a .216 average and .631 OPS against the five through nine hitters...his career splits are .302 with a .861 OPS against 1-4, .261 with a .717 OPS against 5-9.
- Had a .238 opponents average the first time through the order, .254 the second time and .293 after that.
- Held the opposition to a .134 batting average with two strikes.
- His win total decreased and his loss total increased in each of his four full months as he went 3-0 in April, 2-1 in May, 1-2 in June and 0-3 in July...his ERA increased each of those months

(1.35 in April, 2.62 in May, 5.13 in June, 7.36 in July) and his OPS nearly did the same (.459 in April, .669 in May, .872 in June, .829 in July)...went 1-0 with a 7.20 ERA and 1.223 OPS in one start in August.

- Compiled a 6.43 ERA in the first inning, a 2.86 ERA from innings 2-4 and a 9.92 ERA in the fifth inning...did not allow a run after the fifth inning (11.0 ip).
- Went 3-1 with a 3.74 ERA in seven starts against AL East teams and is now 3-2 with a 3.36 ERA in 12 career starts against the East.
- Was 2-5 with a 6.62 ERA in 10 career starts against AL West competition and is now 4-10 with a 7.45 ERA in 22 career games against divisional foes.
- Tossed 5.0 scoreless innings for the win in his only interleague start and is now 2-1 with a 3.58 ERA and .591 OPS in five career starts against the National League.
- The A's were 10-11 (.476) in his starting assignments...left with the lead in five of his eight no decisions only to have the bullpen blow the save...compiled a 1.53 ERA in those five starts.
- Had seven scoreless outings and allowed one run or fewer in 10 of his 21 starts...walked two batters or fewer 19 times.
- Did not commit an error and his 21 total chances tied for fifth most among American League pitchers with no errors...had two pickoffs, which tied for fourth in the AL.
- **DAY-BY-DAY:** Began the season by winning each of his first five decisions...the winning streak was a career high and he became the first starting pitcher on an A's Opening Day roster to start the season 5-0 since Trevor Cahill won his first six decisions in 2011...compiled a 1.70 ERA, .211 opponents average and .570 OPS during the streak, which spanned nine starts from April 11-May 25...surrendered just one home run in 47.2 innings...tossed 5.0 scoreless inning and struck out a career-high seven batters in a 13-2 win at Tampa Bay in his first start on April 11...had a no decision in the A's 7-5 win in his second start on April 16 at Toronto...left with a 5-2 lead but the bullpen allowed three runs for the blown save...it was the first of five times he left with a lead only to have the pen blow the save (June 10 at Cleveland, June 27 at New York-AL, July 2 at Seattle, July 30 at Chicago-AL)...combined with five A's relievers on a three-hit, 1-0 shutout on April 27 at San Francisco...tossed five of the innings and allowed all three of the hits while walking one...finished April 3-0 with a 1.35 ERA in four starts...walked just two batters in 20.0 innings and held the opposition to a .197 batting average...it was his first career three-win month and he tied for third in the AL in wins in April...based on a minimum of 20.0 innings, he had the second lowest opponents OPS (.459), ranked third in slugging (.239) and was fourth in ERA and on-base percentage (.219)...combined with Jackson and Jiménez on a four-hit shutout in the A's 2-0 win at Detroit on May 9...tossed 6.2 innings, yielded all four of the hits and did not walk a batter...tossed 5.1 scoreless innings and allowed just one hit in a 4-2 win at Seattle on May 25...however, walked a career-high five batters...was charged with his first loss of the season on May 30 against Houston when he allowed four runs in 6.2 innings...did not allow a run over the first three innings to extend his scoreless streak to a career-high 10.0 innings...allowed four runs in a season-low 4.0 innings in an 8-0 loss to Boston on June 4 in Oakland...tossed a career-high 8.0 scoreless innings, walked one and allowed four hits on June 10 at Cleveland but had a no decision in the A's 3-2 loss...the pen allowed three runs in the ninth inning...did not allow a run over the first two innings of his next start on June 16 at Boston to extend his scoreless streak to a career-high tying 10.0 innings...allowed seven runs on a career-high tying 10 hits in a season-low tying 4.0 innings in a 9-0 loss to Seattle on June 22 in Oakland...that began a four-game losing streak from June 22 to July 24, during which he posted a 9.40 ERA, .315 opponents batting average and .989 OPS over six starts...struck out a career-high tying seven batters in 5.0 innings on June 27 at New York (AL)...tossed a season-low tying 4.0 innings in an 8-3 loss to Houston on July 8 in Oakland...allowed six runs in that outing to begin a three-start stretch from July 8-24 where he allowed 21 runs (13.19 ERA), which are the most runs allowed by an A's pitcher over a three-game stretch since Mark Mulder allowed 21 from Sept. 15-26, 2004...allowed a career-high 10 runs on a career-high tying 10 hits in 4.1 innings in an 11-8 loss to Texas on July 24...became the first A's pitcher to allow 10 runs in a game since Jesse Hahn allowed 10 runs in 2.0 innings on June 22, 2017 against Houston...yielded a career-high four home runs in five innings of work on Aug. 4 at Los Angeles (AL) but all were solo shots and he picked up the win in the A's 8-7 victory...was placed on the 10-day injured list Aug. 10 retroactive to Aug. 7 with an inflamed right middle finger...was later diagnosed with a tear of the flexor tendon

sheath and ended up missing the remainder of the season...was transferred to the 60-day IL on Aug. 20.

## CAREER

**2021**—Began the season at Triple-A Las Vegas and was 4-7 with a 4.97 ERA in 17 games, including 16 starts, when he was selected by Oakland on Aug. 18...spent the balance of the season with the A's and went 1-4 with a 5.87 ERA in nine starts...allowed a .319 opponents batting average but walked just 10 batters in 38.1 innings (2.35 walks per nine innings) for a .366 opponents on-base percentage...his opponents batting average broke down to .309 with an .858 OPS against right-handed hitters compared to .333 with a .953 OPS against left-handers...opponents hit .333 with runners in scoring position...was 0-1 with a 4.03 ERA and .720 opponents OPS in five starts at home, 1-3 with an 8.44 ERA and 1.115 OPS in four starts on the road...yielded seven of his eight home runs on the road...was 1-1 with a 3.38 ERA in four starts during the day, 0-3 with an 8.24 ERA in five starts at night...allowed a .533 batting average to the opponents' number nine hitter and .438 average to the seven hitter...the A's were 3-1 in his no decisions and went 4-5 (.444) in his starting assignments...tossed fewer than six innings in all nine starts, including fewer than five innings four times...with Las Vegas, he surrendered just eight home runs in 88.2 innings, an average of 0.81 per nine innings...had a .311 opponents batting average, which broke down to .300 with an .824 OPS against left-handed hitters and .323 with a .776 OPS against right-handers...yielded six of his eight home runs and issued 18 of his 27 walks to lefties...opponents hit .311 with the bases empty, .311 with runners on...six of the eight home runs he allowed were solo shots...had a .296 opponents average and allowed one home run the first time through the order, .307 with three home runs the second time and .337 with four home runs after that...went 2-3 with a 4.24 ERA, .287 opponents batting average and .737 OPS in nine starts at home, 2-4 with a 5.79 ERA, .333 opponent average and .867 OPS on the road...tossed six innings or fewer in each of his 17 appearances...the Aviators were 5-11 (.313) in his starting assignments...tossed a season-high 6.0 innings May 15 at Reno, his first of five outings of 6.0 innings...picked up his first win of the season May 27 against Sacramento in his only relief appearance of the season...relieved a rehabbing Jesús Lizardo in the second inning and allowed two runs on six hits in 4.2 innings...finished May with a 1-1 record and a 3.74 ERA in four games, three starts...logged a season-high 106 pitches on June 1 against Sacramento...picked up his second win June 7 against Albuquerque for his only winning streak of the season...finished July 1-4 with a 6.23 ERA in six starts...struck out a season-high nine in 5.0 innings in his final Triple-A start on Aug. 13 against Tacoma but allowed four runs in and was the losing pitcher in a 4-3 loss...was 4-7 with a 4.97 ERA in 17 games, including 16 starts, when he was selected by Oakland on Aug. 18...started that day at Chicago (AL) and allowed three runs on five hits in 5.1 innings in a 3-2 loss...tossed a season-high 5.2 innings in his second start on Aug. 23 against Seattle...logged 5.0 scoreless innings on Aug. 29 against New York (AL) but had a no decision in the A's 3-1 win...left with a 1-0 lead but the bullpen blew the save...went 0-1 with a 2.81 ERA, .250 opponents batting average and .624 OPS in three starts in August...then compiled a 1-3 record with an 8.06 ERA, .359 opponents batting average and 1.060 OPS over his final six starts...picked up his only win of the season on Sept. 16 at Kansas City when he allowed two runs on six hits in 5.0 innings in the A's 7-2 win...it was his first win since June 29, 2018 against Cleveland and it snapped a career-high six-game losing streak dating back to July 6, 2018...posted an 8.62 ERA and .351 opponents batting average during the streak, which spanned 11 games (eight starts).

**2020**—Was on the A's Taxi Squad for every road trip except the first and had two stints with Oakland...was recalled for the first time Aug. 19 but was optioned back to the alternate camp Aug. 24 without pitching...was added as the 29th man for the Sept. 26 doubleheader against Seattle and started game two...allowed seven runs on five hits and two walks in 2.1 innings and was the losing pitcher in the A's 12-3 loss...was also on the Taxi Squad for the ALWCS and ALDS...was 0-0 with a 9.39 ERA in three games, including two starts, during the spring before he was optioned to Triple-A Las Vegas March 7...was added to the A's 60-man player pool June 29.

**2019**—Was 0-2 with a 10.64 ERA in four games, including one start, over three stints with Oakland...allowed 19 hits in 11.0 innings for a .380 opponents batting average...yielded a .333 batting average and .907 OPS against right-handed hitters compared to .423 with a 1.256 OPS against left-handers...had a .476 opponents average with the bases empty, .310 with runners

on...allowed his only inherited runner to score and first batters faced were 2-for-3 (.667)...did not commit an error in five chances...was recalled for the first time June 8 as the 26th man for the doubleheader at Texas and started and lost the day game...returned to Las Vegas following the game...did not pitch during his second stint with Oakland on July 5...recalled for a third time when rosters expanded on Sept. 1 and had a loss and a 9.00 ERA in three September relief appearances...they were the first relief appearances of his career after 17 starts...went 11-3 with a 4.34 ERA in 24 games, including 22 starts, with Las Vegas and was named Most Valuable Pitcher on the Aviators...led the Pacific Coast League in winning percentage (.786), tied for second in wins, ranked fourth in ERA, seventh in opponents batting average (.265) and eighth in innings pitched (132.2)...was named to the PCL Midseason All-Star team...led the A's farm system in wins and winning percentage, ranked sixth in innings pitched, seventh in ERA and opponents batting average and tied for eighth in games started...his opponents batting average broke down to .265 with a .759 OPS against left-handed hitters compared to .266 with a .747 OPS against right-handers...opponents were 0-for-7 with the bases loaded...went 4-1 with a 3.06 ERA in eight games after the All-Star Break...was 5-0 with a 2.31 ERA and .206 opponents batting average in six starts following an Aviators loss...struck out a season-high eight batters in 5.0 innings in his first start on April 6, a 12-5 win at El Paso...then tossed a season-high 7.0 innings April 11 against Las Vegas, his first of six outings of exactly seven innings...tossed 6.0 scoreless innings on April 29 for the win at Round Rock (3 h, 0 bb, 4 so) to begin a season-high five-game winning streak that ran through June 25...compiled a 4.94 ERA and .260 opponents batting average during the streak, which spanned 10 starts...was 6-1 with a 4.55 ERA in 11 starts when he was recalled by Oakland June 8 as the 26th man for a doubleheader that day at Texas...was returned to Las Vegas following the game and went 5-2 with a 4.18 ERA over his final 13 games...was 2-0 despite a 7.18 ERA and .318 opponents batting average in five starts in June...then went 1-2 with a 2.42 ERA in four games in July, which was his lowest single-month ERA in 2019...had scoreless outings on July 16 at Tacoma (7.0 ip), July 28 at El Paso (7.0 ip) and Aug. 9 at Iowa (7.0 ip)...went 4-0 with a 2.83 ERA over his final six games beginning July 28...did not pitch during the postseason as he was recalled by Oakland when rosters expanded on Sept. 1.

**2018**—Was limited to just six starts with Oakland due to two stints on the disabled list...began the season on the DL with a strained right forearm, went 2-3 with a 7.16 ERA in six starts from June 7 to July 6 and then missed the remainder of the season with right elbow lateral epicondylitis...walked six batters in 27.2 innings, an average of 1.95 per nine innings...allowed a .303 opponents batting average, including .283 against right-handed hitters compared to .317 against left-handers...issued just one walk to a batter leading off an inning but allowed a .300 batting average in that situation...yielded a .225 batting average and both of his home runs with the bases empty...began the season on the 10-day disabled list with a strained right forearm...was transferred to the 60-day DL April 5 and was sent to Single-A Stockton on a rehab assignment May 31...started that day against Modesto and had a no decision in the Ports 6-3 win...was reinstated from the DL June 7 and allowed one run in 6.0 innings for the win that day against Kansas City...tossed 6.1 shutout innings for the win on June 29 against Cleveland...struck out five batters against the Indians, ending a career-opening streak of 14 consecutive starts of four strikeouts or fewer and more than one inning pitched...that was the longest such streak by an A's pitcher in 86 years (21, Tony Freitas, May 31-Sept. 18, 1932)...allowed six runs on seven hits in 4.0 innings for the loss July 6 at Cleveland in his final appearance of the season...was placed on the DL July 8 retroactive to July 7.

**2017**—Made both his Triple-A and Major League debuts in 2017...spent the first three months of the season at Nashville where he went 5-6 with a 3.05 ERA in 15 games, including 14 starts...was promoted to Oakland July 1 and compiled a 3-1 record and a 3.22 ERA in 10 starts before a right hand contusion ended his season Aug. 23...struck out just 22 batters in 58.2 innings with the A's, an average of 3.38 per nine innings...that was the lowest mark in the majors among pitchers with 50 or more innings pitched...went 1-1 with a 2.25 ERA and .212 opponents batting average over his first five starts through July 26...then went 2-0 despite a 4.39 ERA and .315 opponents average over his final five starts...allowed a .262 opponents batting average, including .225 against left-handed hitters compared to .294 against right-handers...opponents hit .133 with runners in scoring position and two outs...had a .212 opponents average the first time through the lineup...ranked second in the Pacific Coast League in ERA (3.05) and fourth in opponents batting average



(.231) when he was promoted to Oakland July 1...made his Major League debut that day against Atlanta and had a no decision in the A's 4-3 loss...allowed just one unearned run in 6.0 innings of work and retired 14 of the final 16 batters he faced...tossed 7.2 innings and allowed one run in the A's 7-4 victory at Seattle July 6 to earn his first ML win...walked one batter in each outing to become the first pitcher in Athletics history to toss six or more innings, allow one run or fewer and walk one batter or fewer in each of his first two games...is the 10th Major Leaguer to do it...was charged with his first loss in a 7-5 decision at New York (NL) July 21...tossed 4.0 innings Aug. 16 against Kansas City to snap a career-opening streak of eight consecutive games of more than five innings pitched...that was the second-longest such streak in Oakland history to Willie Adams, who had a 10-game streak in 1996...was placed on the 10-day disabled list Aug. 25 retroactive to Aug. 23 with a right hand contusion and missed the remainder of the season...was transferred to the 60-day DL Sept. 5...was named to the PCL Midseason All-Star team while pitching for Nashville...went 4-2 with a 1.84 ERA over his last eight starts...held right-handed hitters to a .216 average...went 1-2 despite a 1.64 ERA and .195 opponents batting average in four starts in April...compiled a 2-1 record and a 1.75 ERA in five starts in June.

**2016**—Began the season at Double-A Tennessee in the Chicago Cubs organization and was 6-4 with a 3.17 ERA in 18 starts when he was traded to the Seattle Mariners organization July 20... was assigned to Double-A Jackson and went 3-1 with a 3.54 ERA in eight games (seven starts) with the Generals...combined for a 9-5 record and a 3.28 ERA in 26 games (25 starts) overall... surrendered just eight home runs in 143.0 innings, an average of 0.50 per nine innings...ranked fourth in the Southern League in fewest walks per nine innings (2.12) and tied for fourth in games started...was named to the SL Midseason All-Star Game...opponents hit .217 with runners in scoring position...allowed a run in his first inning of the season April 8 against Mobile...would not allow another earned run until the first inning on May 11 at Montgomery for a streak of 37.0 consecutive innings without an earned run...yielded five runs during the streak...had a 22.0-inning scoreless streak from April 8 to 23...was named SL Pitcher of the Week for the week of April 18-24 after going 2-0 in two starts (15.0 ip, 9 h, 2 r, 0 er, 3 bb, 4 so)...went 3-0 with a 0.29 ERA and .210 opponents batting average in five starts in April...the ERA was second lowest in all of the minor leagues in the first month of the season...his ERA stood at 0.96 over his first nine starts through May 22...pitched for the North All-Stars in the Southern League All-Star Game on June 21 at Pearl, Miss. and retired the side in order in the third inning (2 so)...was traded to the Seattle Mariners with infielder Daniel Vogelbach for pitcher Mike Montgomery and minor league pitcher Jordan Pries, July 20...went 3-0 with a 3.74 ERA in six games in the month of August...then had a win and a 4.50 ERA (12.0 ip, 17 h, 6 r, 6 er, 2 bb, 6 so, 2 hr) in two postseason starts for Jackson... started and won Game 3 of the SL Championship Series to complete the Generals sweep of Mississippi for the SL Championship.

**2015**—Went 7-5 with a 3.11 ERA in 18 starts with Single-A Myrtle Beach in a season shortened by two stints on the disabled list...surrendered just three home runs in 89.2 innings, an average of 0.30 per nine innings...had a 1.31 ERA in eight starts after the All-Star Break...had a 12-start, 66.1-inning homerless streak from April 25 to Aug. 15...was on the disabled list from June 12 to July 12 with a sprained right ankle...allowed just one run in four starts in July and was 1-1 with a 0.45 ERA...tossed 2.0 scoreless innings Aug. 29 against Wilmington and went on the DL the next day with a strained right forearm...missed the remainder of the season.

**2014**—Spent the entire season at Single-A Kane County and went 9-4 with a 3.23 ERA in 24 starts...surrendered just six home runs in 117.0 innings (0.46 per nine innings)...ranked second in the Cubs farm system and 10th in the Midwest League in ERA...was named to the MWL Mid-season All-Star team...combined on a one-hit shutout in a 1-0, seven-inning win in the second game of a doubleheader at Bowling Green April 15 (6.0 ip, 1 h)...that began a seven-start stretch from April 15 to May 22 during which he went 5-1 with a 1.56 ERA...compiled a 3-0 record and a 1.88 ERA in five starts in May...made one postseason start for Kane County and had a no decision (5.0 ip, 1 h, 7 so).

**2013**—Went 2-3 with a 3.33 ERA in 13 games, including 12 starts, with Boise of the Short-Season Single-A Northwest League...was 1-1 with a 1.42 ERA in five games at home...was named NWL Pitcher of the Week the first week of the season (June 17-23)...had no decisions but did not allow

an earned run in two starts (10.0 ip, 4 h, 1 r, 1 bb, 12 so)...went 1-0 with a 0.75 ERA in two post-season starts...struck out 17 batters and walked just one in 12.0 innings.

**2012**—Made his professional debut with the Cubs affiliate in the Arizona Rookie League and was 2-0 with a 3.48 ERA in nine games, including six starts...his debut came in a start on July 14 at the Padres (1.0 ip, 2 h, 1 r, 1 er)...his first win and strikeout came in his third appearance, which was in relief on July 24 against the Indians (2.0 ip, 1 h, 1 so)...made one postseason start and took the loss (3.0 ip, 4 h, 3 r, 3 er, 0 bb, 3 so) on Aug. 30 against the A's.

## PERSONAL/MISCELLANEOUS

Paul Blackburn was originally signed by Cubs scout Scott Fairbanks...graduated from Heritage High School in Brentwood, Calif...went 8-3 with a 1.27 ERA as a senior and tossed his first career no-hitter against Deer Valley.

### LIFETIME PITCHING RECORD

Year	Club	W	L	ERA	G	GS	CG	SHO	SV	IP	H	R	ER	HR	HB	BB	IBB	SO	WP	BK
2012	AZL Cubs	2	0	3.48	9	6	0	0	0	20.2	23	11	8	2	0	7	0	13	1	0
2013	Boise	2	3	3.33	13	12	0	0	0	46.0	41	26	17	3	1	29	0	38	3	0
2014	Kane County	9	4	3.23	24	24	0	0	0	117.0	108	48	42	6	7	31	0	75	6	0
2015	Myrtle Beach	7	5	3.11	18	18	0	0	0	89.2	89	36	31	3	6	22	0	63	6	0
2016	Tennessee	6	4	3.17	18	18	0	0	0	102.1	96	47	36	6	1	26	0	72	4	0
	Jackson	3	1	3.54	8	7	0	0	0	40.2	42	16	16	2	0	9	0	27	1	0
2017	Nashville	5	6	3.05	15	14	0	0	0	79.2	69	34	27	6	2	26	0	56	1	0
	OAKLAND	3	1	3.22	10	10	0	0	0	58.2	58	22	21	5	1	16	0	22	1	0
2018	Stockton	0	0	7.36	1	1	0	0	0	3.2	8	3	3	0	0	1	0	1	0	0
	OAKLAND	2	3	7.16	6	6	0	0	0	27.2	33	23	22	2	2	6	0	19	1	0
2019	Las Vegas	11	3	4.34	24	22	0	0	0	132.2	133	70	64	18	3	34	0	92	4	0
	OAKLAND	0	2	10.64	4	1	0	0	0	11.0	19	14	13	3	1	4	0	8	1	0
2020	OAKLAND	0	1	27.00	1	1	0	0	0	2.1	5	7	7	0	0	2	0	2	1	0
2021	Las Vegas	4	7	4.97	17	16	0	0	0	88.2	114	59	49	8	2	27	0	80	3	0
	OAKLAND	1	4	5.87	9	9	0	0	0	38.1	52	26	25	8	2	10	0	26	1	0
2022	OAKLAND	7	6	4.28	21	21	0	0	0	111.1	110	53	53	15	5	30	2	89	1	0
<b>Major League Totals</b>		<b>13</b>	<b>17</b>	<b>5.09</b>	<b>51</b>	<b>48</b>	<b>0</b>	<b>0</b>	<b>0</b>	<b>249.1</b>	<b>277</b>	<b>145</b>	<b>141</b>	<b>33</b>	<b>11</b>	<b>68</b>	<b>2</b>	<b>166</b>	<b>6</b>	<b>0</b>
<b>Minor League Totals</b>		<b>49</b>	<b>33</b>	<b>3.66</b>	<b>147</b>	<b>138</b>	<b>0</b>	<b>0</b>	<b>0</b>	<b>721.0</b>	<b>723</b>	<b>350</b>	<b>293</b>	<b>54</b>	<b>22</b>	<b>212</b>	<b>0</b>	<b>517</b>	<b>29</b>	<b>0</b>

### CAREER TRANSACTIONS

**2012** — Selected by the Chicago Cubs organization as a supplemental pick following the 1st round of the First-Year Player Draft (56th selection overall). **2016** — Traded to the Seattle Mariners with infielder Daniel Vogelbach for pitcher Mike Montgomery and minor league pitcher Jordan Pries, July 20. Traded to the Oakland Athletics for infielder Danny Valencia, November 12. **2017** — On the disabled list, August 23 to November 5. **2018** — On the disabled list, March 26 to June 6; included rehabilitation assignment to Stockton, May 31 to June 6. On the disabled list, July 7 to October 28. **2022** — On the injured list, August 7 to November 7.

### ALL-STAR GAME PITCHING RECORD

Year	Club/Site	W	L	ERA	G	GS	CG	SHO	SV	IP	H	R	ER	HR	HB	BB	IBB	SO	WP	BK
2022	AL/LAD	0	0	0.00	1	0	0	0	0	1.0	0	0	0	0	0	0	0	1	0	0

### BLACKBURN'S CAREER BESTS

Low Hit Complete Game: None

Innings Pitched: 8.0, June 10, 2022 at Cleveland. As reliever: 5.0, September 9, 2019 at Houston

Strikeouts: 7 (twice), last: June 27, 2022 at New York (AL). As reliever: 3, September 14, 2019 at Texas

Pitches: 112, August 5, 2017 at Los Angeles (AL). As reliever: 76, September 9, 2019 at Houston

Longest Winning Streak: 5, April 11 to May 25, 2022

Longest Losing Streak: 6, July 6, 2018 to September 4, 2021

Longest Scoreless Streak: 10.0 (twice), last: June 10 to 16, 2022

**OUTFIELDER****Height/Weight:** 6-2 / 213**Bats/Throws:** Left / Left**Birthdate:** November 10, 1997**Opening Day Age:** 25**Birthplace/Resides:** Danville, Pennsylvania / Panama City Beach, Florida**Major League Service:** 75 days**Obtained:** Acquired from Miami for A.J. Puk, February 11, 2023**Contract Status:** First year of a one-year contract through 2023[Updated Stats](#)**CAREER HIGHLIGHTS**

Was the Miami Marlins first round pick and fourth selection overall in the 2019 First-Year Player draft...made his Major League debut with the Marlins in 2022 and hit .167 with five home runs and 16 RBI in 65 games...also walked 30 times for a .277 on-base percentage...hit .225 with 35 home runs, 125 RBI and a .337 on-base percentage in 225 games in three seasons in the Miami farm system...was rated as the Marlins second best prospect by MiLB.com following the 2020 season and fifth best after 2021...played for the Arizona Fall League champion Mesa Solar Sox following the 2021 season and was named the AFL Hitter of the Year and the Fall Stars Game Most Valuable Player.

**2022 HIGHLIGHTS**

- Made both his Triple-A and Major League debuts in 2022...was batting .228 with 20 home runs, 52 RBI and an .835 OPS in 85 games with Jacksonville when he was selected by Miami on July 23...hit .167 with five home runs, 16 RBI and a .586 OPS with the Marlins.
- Walked 30 times with Miami for a .277 on-base percentage.
- His batting average was the lowest in the majors from July 23 through the end of the season...had the fifth lowest OPS, sixth lowest slugging percentage (.309) and 10th lowest on-base percentage over that span.
- Hit .168 (.27-for-161) with a .619 OPS against right-handed pitchers, .163 (7-for-43) with a .442 OPS against left-handers...drew all 30 of his walks, hit four of his five home runs and drove in 15 of his 16 runs against righties.
- Had a .250 batting average with runners in scoring position
- Connected for four of his five home runs on the road.
- Hit .107 with two strikes.
- Started 37 games in center field, 15 in left field and four in right field...committed one error in 64 games overall in the outfield (.991 fielding percentage)...had one assist.
- Was 0-for-5 with a walk and three strikeouts as a pinch hitter.
- Started games at every spot in the order except first and ninth...made 21 starts batting fifth and 16 hitting cleanup.
- While at Jacksonville, he walked 60 times and was hit by a pitch five times for a .365 on-base percentage...reached base safely in 73 of his 85 games and did not go back-to-back games without reaching base.
- His 20 home runs ranked third in the Marlins farm system and he was fourth in walks.
- Batted .232 (46-for-198) with an .849 OPS against right-handed pitchers, .221 (23-for-104) with an .807 OPS against left-handers.
- His average increased each month at Triple-A as he hit .189 in April, .212 in May, .256 in June and .259 in July
- Hit .269 with 15 home runs, 41 RBI and a .965 OPS in 46 games on the road compared to .173 with five home runs, 11 RBI and a .658 OPS in 39 games at home.
- Batted .120 with two strikes.
- Started 38 games in center field, 27 in right field, 17 in left field and two at designated hitter...had five assists and committed four errors.
- Saw his most action with 59 starts in the five spot in the order...also started games in the six (17), one (6) and four (2) spots.

- DAY-BY-DAY:** Got off to a slow start as he hit .159 with two home runs and six RBI over his first 18 games through April 27...equaled his minor league career-high with four strikeouts on April 26 at Clearwater (also June 3 at Norfolk)...had a nine-game hitting streak from April 28 to May 7...went 14-for-33 (.424) with three doubles, four home runs, 10 RBI, 12 runs scored and eight walks (.537 on-base percentage) during the streak...homed in three straight games at Memphis, May 6-7...matched his minor league career-best with three hits on the 6th...went 2-for-34 (.059) with seven walks over a 10-game stretch from May 8-20...had a minor league career-high four RBI June 4 at Norfolk and matched his best with three hits...had his first career two-homer game June 12 against Gwinnett...had a nine-game hitting streak from June 24 to July 4 (12-for-34, .353)...batted .256 with nine home runs, 22 RBI and a .980 OPS in 25 games in June...hit safely in each of his final seven games with Jacksonville, going 9-for-27 (.333) with three home runs and eight RBI...was tied for the International League lead in home runs (20) and ranked third in walks (60) when he was selected by Miami on July 23...made his Major League debut that day at Pittsburgh when he entered the game in the seventh inning as a defensive replacement in left field...walked in the ninth inning in his first plate appearance...made his first start the next day against the Pirates in center field and went 2-for-4 with a double...had an infield single off Mitch Keller in the second inning for his first big league hit...also stole his first base...drove in his first run on July 27 at Cincinnati when he hit his first home run, a solo shot off Luis Castillo in the fourth inning...his best hitting streaks were a pair of three-game streaks from Aug. 2-5 (4-for-9, .444) and Aug. 7-10 (5-for-9, .556)...had three 0-for-15 streaks and a career-high 0-for-19 streak from Sept. 27 to Oct. 5...went 3-for-3 with a walk Aug. 10 at Philadelphia for his first career three-hit game...was 7-for-61 (.115) over a 21-game span from Aug. 12 to Sept. 6 but walked 16 times for a .308 on-base percentage...hit his fourth home run in his 27th game on Aug. 21...would homer just once over his final 38 games...did not drive in a run over a 16-game stretch from Aug. 27 to Sept. 13...struck out a career-high four times Sept. 21 against Chicago (NL)...hit .133 in 26 games in September.

## CAREER

**2021**—Spent the entire season with Double-A Pensacola...hit .212 with 12 home runs and 54 RBI in 100 games...was named Southern League Player of the Week June 6...batted .311 with three doubles, a home run and 11 RBI in 13 games in September...played for Mesa in the Arizona Fall League following the season and was named AFL Hitter of the Year after batting .316 with eight doubles, five home runs, 24 RBI and 20 walks in 24 games...named the Fall Stars Game Most Valuable Player after he recorded two hits and three RBI, including a two-run home run...helped the Solar Sox to an Arizona Fall League Championship with an RBI in the championship game...was rated as the Marlins fifth best prospect by MiLB.com following the season

**2020**—Spent the entire season at the Marlins alternate training site...was rated as the second best prospect in the Miami organization by MiLB.com following the season.

**2019**—Was assigned to Single-A Jupiter to begin his professional career...batted .257 with eight doubles, three home runs and 19 RBI in 38 games.

## PERSONAL/MISCELLANEOUS

Jeffrey Joseph Bleday was originally signed by Marlins scout Christian Castorri...began his high school career at Titusville (PA) High School and graduated from A. Crawford Mosley (Panama City Beach, FL) High School...attended Vanderbilt where he was named to six First-Team All-America teams and was the SEC Player of the Year in 2019...set a school record and led the nation in home runs (27).

## LIFETIME PLAYING RECORD

Year	Club	AVG.	G	AB	R	H	2B	3B	HR	RBI	SH	SF	HP	BB	SO	SB	CS	OBP	SLG	E
2019	Jupiter	.257	38	140	13	36	8	0	3	19	0	0	0	11	29	0	0	.311	.379	0
2020		(Minor League Season Canceled — Did Not Play)																		
2021	Pensacola	.212	110	397	52	84	22	3	12	54	0	4	3	64	101	5	3	.323	.373	2
2022	Jacksonville	.228	85	302	54	69	13	0	20	52	0	0	5	60	99	1	1	.365	.470	4
	MIAMI	.167	65	204	21	34	10	2	5	16	0	2	2	30	67	4	1	.277	.309	1
	Major League Totals	.167	65	204	21	34	10	2	5	16	0	2	2	30	67	4	1	.277	.309	1
	Minor League Totals	.225	233	839	119	189	43	3	35	125	0	4	8	135	229	6	4	.337	.409	6


## CAREER TRANSACTIONS

**2016** — Selected by the San Diego Padres organization in the 39th round of the First-Year Player Draft; did not sign. **2019** — Selected by the Miami Marlins organization in the 1st round (fourth selection overall) of the First-Year Player Draft. **2023** — Traded to the Oakland Athletics for pitcher A.J. Puk, February 11.

## BLEADAY'S CAREER BESTS

Hits: 3, August 10, 2022 at Philadelphia  
 Home Runs: 1 (five times), last: September 27, 2022 at New York (NL)  
 Runs Batted In: 2, (three times), last: October 5, 2022 vs. Atlanta  
 Stolen Bases: 1 (four times), last: September 18, 2022 at Washington  
 Hitting Streak: 3 (twice), last: August 7 to 10, 2022  
 Hitless Streak (At Bats): 19, September 27 to October 5, 2022  
 Game Ending RBI: None  
 Grand Slams: None  
 Pinch-Hit Home Runs: None  
 Inside-The-Park Home Runs: None  
 Lead Off Home Runs: None





**INFIELDER**

**Height/Weight:** 5-10 / 200

**Bats/Throws:** Right / Right

**Birthdate:** December 27, 1995

**Opening Day Age:** 27

**Birthplace/Resides:** Milwaukee, Wisconsin / Owasso, Oklahoma

**Major League Service:** 114 days

**Obtained:** Selected in the 23rd round of the 2018 First-Year Player Draft

**Contract Status:** First year of a one-year contract through 2023

 [Updated Stats](#)

**CAREER HIGHLIGHTS**

Was the A's 23rd-round selection in the 2018 First-Year Player Draft and made his Major League debut in 2022, batting .204 with a home run and six RBI in 58 games...is a .284 hitter with 28 home runs and 173 RBI in 291 games in four seasons in the minors...has 173 walks and 37 hit by pitches for a .391 on-base percentage...has played 172 games at third base, 57 at first base, 15 at second base and 11 at catcher...led the A's farm system and the Double-A Central with a .407 on-base percentage in 2021...was named to the New York-Penn League Midseason All-Star team in 2018...played for Mesa in the Arizona Fall League in 2021.

**2022 HIGHLIGHTS**

- Began the year at Double-A Midland, made his Triple-A debut with Las Vegas in late May and then hit .204 with a home run, six RBI and a .548 OPS in 58 games with Oakland in his Major League debut.
- Added 19 walks and was hit by a pitch four times to fuel a .301 on-base percentage.
- Batted .213 (23-for-108) with a .598 OPS and his lone home run against right-handed pitchers, .185 (10-for-54) with a .447 OPS against left-handers.
- Was 3-for-32 (.094) with runners in scoring position.
- Hit .250 during the day, .176 at night.
- Batted .242 over innings 1-7, .079 from the eighth inning on.
- Started 28 games at second base, 14 at third base and two each at first base and designated hitter...made three errors as a third baseman (.930 fielding percentage) and one as a second baseman (.990).
- Went 0-for-5 with two walks and a RBI as a pinch hitter.
- Batted in every spot in the order except third and fourth and saw his most action with 13 starts from the seven spot and 10 hitting second.
- Combined to hit .342 with six home runs, 32 RBI and a 1.021 OPS in 40 games in the minors, which included a three-game rehab assignment with Low-A Stockton at the end of July following a one-month stint on the injured list with Oakland.
- Had more walks (26) than strikeouts (25).
- Was also hit by a pitch five times for a .453 on-base percentage and added 15 doubles for a .568 slugging percentage.
- Batted .424 (14-for-33) with a 1.149 OPS against left-handed pitchers, .319 (36-for-113) with all six of his home runs and a .983 OPS against right-handers.
- Hit .341 with runners in scoring position...four of his six home runs came with runners on base.
- Combined for a .389 batting average and .511 on-base percentage in 20 games in his home ballparks compared to .297 with a .391 on-base percentage in 20 road games.
- Batted .287 with two strikes.
- Four of his six home runs put his team ahead.
- Started 11 games at third base, 11 at catcher, 10 at designated hitter, six at second base and two at first base...made one error as a second baseman (.944 fielding percentage) and one as a catcher (.988)...opponents were 10-for-11 (90.9%) with him behind the plate.
- Hit in every spot in the order except eighth and ninth and saw his most playing time with 21 games batting third.

- DAY-BY-DAY:** Began the season at Double-A Midland and made his professional debut at catcher in his first game on April 8 at Amarillo...went 2-for-5 with a home run and a season-high four RBI...started the year with three straight multiple hit games and went 14-for-32 (.438) with five doubles, two home runs, 14 RBI, six multiple hit games and a 1.281 OPS over his first eight contests...capped the streak with a 3-for-4 performance in the second game of an April 16 doubleheader against Corpus Christi, his first of four three-hit games as a minor leaguer...equaled his minor league career high with three walks and also scored three runs on April 23 at Wichita...was on the injured list from April 27 to May 12 with a strained right hamstring...finished April with .345 batting average, three home runs, 17 RBI and 1.099 OPS in 12 games...then hit .375 with two home runs, 12 RBI and a 1.093 OPS in 12 games in May...went 3-for-5 with his first career three-double game on May 24 against Northwest Arkansas...it was his final game at Double-A and he was promoted to Las Vegas the next day...hit safely in each of his first five games at the Triple-A level for a six-game hitting streak overall from May 24 to 31...went 14-for-26 (.538) with five runs, four doubles, a home run, seven RBI and five multiple hit game during the streak...had at least one extra base hit in each game during the streak...reached base safely in 12 of his 14 games with the Aviators, hitting .392 with a .500 on-base percentage, before he was recalled by Oakland on June 14...made his Major League debut that day at Boston and went 0-for-3 in a start at third base...singled off Josh Winckowski in the fifth inning June 15 at Boston for his first ML hit...had two hits that day, his first of five two-hit games...it began a career-high six-game hitting streak that ran through June 21 (8-for-21, .381)...drove in his first run on June 25 at Kansas City, a fourth inning RBI single...followed his hitting streak with a 3-for-21 (.143) stretch from June 21 to 26 and was placed on the injured list June 28 retroactive to June 27 with a strained right shoulder...was sent to Las Vegas on a rehab assignment July 13 and went 4-for-10 (.400) with a home run, three RBI and five walks in four games before he was moved to Single-A Stockton July 22...went 3-for-12 (.250) with two walks in three games with the Ports and was reinstated from the IL on July 25...stole the first base of his career July 27 against Houston...had his first two-double game Aug. 12 at Houston...hit his first big league home run in his 36th game on Aug. 26 against New York (AL), a seventh inning solo shot off Gerrit Cole...also had first career three-strikeout game in that contest...then went 7-for-45 (.156) with one double and no RBI over his last 22 games...had a career-high 0-for-20 streak from Sept. 13 to Oct. 2 and went 1-for-23 over his final 13 contests...finished September with a .103 batting average and no extra base hits but walked five times for a .235 on-base percentage.

## CAREER

**2021**—Batted .265 with nine home runs and 49 RBI in 78 games with Double-A Midland...walked a minor league career-high 57 times and was hit by a pitch nine times for a .407 on-base percentage...his on-base percentage led the A's farm system and the Double-A Central and was 13th best among all full-season minor leaguers...also ranked fifth in the Double-A Central in walks and 10th in OPS (.831)...ranked third in the A's farm system in walks...batted .339 with a 1.009 OPS against left-handed pitchers compared to .244 with a .780 OPS against right-handers...his average improved to .291 with runners in scoring position...went 5-for-12 (.417) with a grand slam and 14 RBI with the bases loaded...hit .305 at home compared to .212 on the road...however, clubbed seven of his nine home runs in away games...was 8-for-12 (.667) with two doubles, a home run and three RBI when putting the first pitch in play...started 45 games at first base, 14 at third base, nine at second base and eight at designated hitter...committed two of his three errors as a second baseman...hit .364 with three home runs and 10 RBI as the designated hitter and walked in his only pinch hitting appearance...batted third 34 times, fourth 34 times, fifth nine times and ninth once...played for Mesa in the Arizona Fall League following the season and hit .250 with three home runs and eight RBI in 17 games...added 16 walks and was hit by a pitch three times for a .451 on-base percentage...began the season by hitting safely in each of his first eight games, which was his longest hitting streak of the season...went 11-for-26 (.423) with four home runs, nine RBI and nine walks during the streak...homed in three straight games from May 7-9 at Frisco (four home runs total)...went 4-for-5 with four runs scored, two home runs and three RBI on the 8th...it was his first career four-hit game and his only multiple homer contest...the runs scored were also a career high...was batting .333 with a 1.025 OPS in 23 games when he was placed on the development list June 7...was second in the Double-A Central in OPS and third in batting, on-base percentage (.444) and slugging percentage (.580) at the time...was re-

instated on July 5 and hit .235 with a .747 OPS over his final 55 games...had his second four-hit game and a career-high five RBI Aug. 10 against San Antonio...had a second-inning grand slam in Midland's 15-0 win...went 3-for-3 with four RBI five days later against the Missions...batted .261 with 18 walks and a .478 on-base percentage in 15 games in September...led all Double-A batters in walks in September...walked three times in a game for the first time in his career on Sept. 15 against Tulsa.

**2020**—Did not play following the cancellation of the minor league season due to the pandemic.

**2019**—Spent nearly the entire season at Single-A Stockton where he batted .279 with 10 home runs and 58 RBI in 115 games...also went 2-for-9 (.222) in two games with Double-A Midland in September and combined for a .277 batting average in 117 games overall...added 44 walks and was hit by a pitch 17 times for a .368 on-base percentage...had career highs in all counting categories except walks and stolen bases...tied for third in the California League in hit by pitches (17) and ranked sixth in on-base percentage (.371)...ranked eighth in the A's farm system in on-base percentage and tied for ninth in hits (114)...batted .242 against left-handed pitchers compared to .288 against right-handers...hit .307 with runners in scoring position...six of his 10 home runs came with runners on base...started 95 games at third base, 12 at designated hitter and eight at first base...committed seven errors as a third baseman for a .970 fielding percentage...hit in every spot in the order except leadoff and saw his most playing time batting eighth (28 games), seventh (27) and fifth (21)...hit .348 with three home runs and 13 RBI in 17 games batting clean-up...was batting .189 with a .298 on-base percentage over his first 34 games through May 26... then hit .308 with a .393 on-base percentage over his final 83 contests...reached base safely in 28 consecutive games from July 1-28 and batted .371 with a .442 on-base percentage over that span...had a season-best 15-game hitting streak from July 4-15 (19-for-49, .456) with three home runs and 12 RBI during the streak...matched his career high with two doubles on July 20 against Rancho Cucamonga and July 25 at Modesto...hit .357 with four home runs, 19 RBI and a .457 on-base percentage in 29 games in July, all his single-month bests for 2019...had a 10-game hitting streak from Aug. 10-21 (11-for-36, .306)...was transferred to Midland on Aug. 31 and hit safely in each of his two games in his Double-A debut on Sept. 1 and 2 at Springfield (2-for-9, .222).

**2018**—Made his professional debut with the A's affiliate in the Arizona Rookie League and went 0-for-5 in two games before he was transferred to Short-Season Vermont on June 27...batted .287 with three home runs and 34 RBI in 54 games with the Lake Monsters and combined for a .280 average in 56 games overall...also stole a career-high three bases...tied for third in the New York-Penn League in doubles (17), ranked seventh in on-base percentage (.376) and ninth in batting (.287) and OPS (.796)...was a NYPL Midseason All-Star...hit .333 against left-handed pitchers, .262 against right-handers...batted .310 with runners in scoring position...started 50 games at third base and six at designated hitter...committed 13 errors for a .906 fielding percentage...doubled on June 29 against Brooklyn for his first professional hit...connected for his first home run on July 19 against Staten Island...batted .263 in July but walked 15 times to fuel a .394 on-base percentage...then hit .305 with 21 RBI in 27 games in August...went 0-for-2 for the North in the NYPL All-Star Game on Aug. 14...had a 12-game hitting streak from Aug. 18-29 (20-for-49, .408).

## PERSONAL/MISCELLANEOUS

Jonah Michael Bride was originally signed by A's scout Neil Avent...graduated from Owasso High School (Okla.) in 2014 and was named a Louisville Slugger High School All-American by *Collegiate Baseball*...spent one year at Neosho Junior College before transferring to South Carolina...hit .289 with 11 home runs and 95 RBI in 186 games in three seasons with the Gamecocks...added 79 walks for a .395 on-base percentage.

## LIFETIME PLAYING RECORD

Year	Club	AVG.	G	AB	R	H	2B	3B	HR	RBI	SH	SF	HP	BB	SO	SB	CS	OBP	SLG	E
2018	AZL A's	.000	2	5	0	0	0	0	0	0	0	0	0	0	1	0	0	.000	.000	0
	Vermont	.287	54	195	29	56	17	0	3	34	0	4	6	24	35	3	2	.376	.421	13
2019	Stockton	.279	115	402	54	112	18	4	10	58	0	3	17	44	97	2	0	.371	.418	8
	Midland	.222	2	9	2	2	0	0	0	0	0	0	0	0	1	0	0	.222	.222	0
2020		(Minor League Season Canceled — Did Not Play)																		
2021	Midland	.265	78	264	45	70	11	2	9	49	0	4	9	57	57	2	0	.407	.424	3
2022	Midland	.315	19	73	18	23	9	0	4	22	0	2	1	11	11	0	0	.402	.603	2
	Las Vegas	.393	18	61	14	24	6	0	2	10	0	0	4	13	12	0	0	.526	.590	0
	OAKLAND	.204	58	162	17	33	4	0	1	6	1	1	4	19	32	1	0	.301	.247	4
	Stockton	.250	3	12	2	3	0	0	0	0	0	0	2	2	0	0	0	.357	.250	0
<b>Major League Totals</b>		<b>.204</b>	<b>58</b>	<b>162</b>	<b>17</b>	<b>33</b>	<b>4</b>	<b>0</b>	<b>1</b>	<b>6</b>	<b>1</b>	<b>1</b>	<b>4</b>	<b>19</b>	<b>32</b>	<b>1</b>	<b>0</b>	<b>.301</b>	<b>.247</b>	<b>4</b>
<b>Minor League Totals</b>		<b>.284</b>	<b>291</b>	<b>1021</b>	<b>164</b>	<b>290</b>	<b>61</b>	<b>6</b>	<b>28</b>	<b>173</b>	<b>0</b>	<b>13</b>	<b>37</b>	<b>151</b>	<b>216</b>	<b>7</b>	<b>2</b>	<b>.391</b>	<b>.438</b>	<b>26</b>

## CAREER TRANSACTIONS

**2018** — Selected by the Oakland Athletics organization in the 23rd round of the First-Year Player Draft. **2022** — On the injured list, June 27 to July 24; included rehabilitation assignments to Las Vegas, July 13 to 21, and Stockton, July 22 to 23.

## BRIDE'S CAREER BESTS

Hits: 2 (five times), last: August 30, 2022 at Washington  
 Home Runs: 1, August 26, 2022 vs. New York (AL)  
 Runs Batted In: 1 (six times), last: August 26, 2022 vs. New York (AL)  
 Stolen Bases: 1, July 27, 2022 vs. Houston  
 Hitting Streak: 6, June 15 to 21, 2022  
 Hitless Streak (At Bats): 20, September 13 to October 2, 2022  
 Game Ending RBI: None  
 Grand Slams: None  
 Pinch-Hit Home Runs: None  
 Inside-The-Park Home Runs: None  
 Lead Off Home Runs: None

**OUTFIELDER****Height/Weight:** 6-0 / 180**Bats/Throws:** Left / Left**Birthdate:** July 3, 1995**Opening Day Age:** 27<sup>M</sup>**Birthplace/Resides:** Alpine, California / Alpine, California**Major League Service:** None**Obtained:** Signed as a free agent, November 14, 2022**Contract Status:** First year of a one-year contract through 2023[Updated Stats](#)**NON-ROSTER INVITEE****CAREER HIGHLIGHTS**

Was originally selected by Cleveland in the 17th round of the 2016 First-Year Player Draft and hit .256 with 41 home runs and 228 RBI in 477 games in six seasons in the Guardians farm system before signing a minor league deal with the A's following the 2022 season...started 158 games in right field, 148 at first base, 92 at designated hitter, 39 in left field and 25 in center field...also pitched once...was named a Cleveland Organizational All-Star by MiLB.com in 2021.

**2022 HIGHLIGHTS**

- Spent the entire season at Triple-A Columbus and batted .273 with 11 home runs, 48 RBI and an .831 OPS in 87 games.
- Had career highs in on-base percentage (.367), slugging percentage (.464) and OPS (.831).
- His batting average included a mark of .286 (66-for-231) with an .859 OPS against right-handed pitchers compared to .226 (14-for-62) with a .727 OPS against left-handers.
- Hit .310 with 10 of his 11 home runs with runners on base.
- Batted .314 over innings one through seven and had a .134 average from the eighth inning on.
- Started 59 games at first base, 18 at designated hitter, four in right field and one in left field...made three errors, all in 61 games at first base (.994 fielding percentage).
- Started games in each of the bottom five spots in the order, including 24 games batting ninth, 23 in the eighth spot and 20 hitting seventh...hit .299 from the nine spot.
- DAY-BY-DAY:** Began the season on the injured list with a fractured right finger...was reinstated on May 2 and went 2-for-12 (.167) with eight walks (.500 on-base percentage) over his first six games...then hit safely in six straight games from May 10 to 19 (6-for-20, .300)...batted .222 in 16 games in May but walked 11 times for a .386 on-base percentage...then hit .333 with a .966 OPS in 14 games in June...was 11-for-32 (.344) with eight doubles and seven walks (1.055 OPS) over a 10-game stretch from June 1 to 17...was hitting .292 over his first 33 games through July 6...then batted .172 over his next 18 contests from July 7 to Aug. 6...had a career-high tying five RBI on July 13 against Indianapolis...finished July with a .228 batting average but then hit .303 with four home runs, 15 RBI and a .925 OPS in 19 games in August...hit safely in a season-high seven straight games from Aug. 11-25 (9-for-27, .333)...went 4-for-4 with three runs, a double, home run and four RBI on Aug. 28 at Buffalo...it was his first career four-hit game...was 2-for-2 with two walks in his next game on Aug. 30 against Iowa and reached base safely in eight consecutive plate appearances...hit .182 over his next 10 games but batted .317 over his final 12 contests beginning Sept. 15...had a grand slam Sept. 11 at Louisville...played for Lacey in the Dominican Winter League following the season and hit .208 with a home run and nine RBI in 16 games.

**CAREER**

**2021**—Batted a combined .256 with 12 home runs and 56 RBI in 102 games with Double-A Akron and Triple-A Columbus...had career highs in runs (56), RBI and walks (51) and matched his best in home runs and stolen bases (3)...also struck out a career-high 85 times...was named a Cleveland Organizational All-Star after tying for fourth in the Indians farm system in doubles (26), ranking sixth in walks, seventh in RBI and tied for eighth in extra base hits (39)...hit .272 with a .710



OPS against left-handed pitchers .250 with a .809 OPS against right-handers...slugged 11 of his 12 home runs off right-handers...combined for a .313 average in his home ballparks...started 89 games at first base, eight at designated hitter and two in right field...committed seven errors, all in 91 games at first base (.990 fielding percentage)...started games at every spot in the order except third...saw his most action with 23 starts in the cleanup spot...drew a walk in 10 consecutive games from May 19-June 4 (16 walks total)...walked a career-high tying four times May 20 against Reading...had his first of two seven-game hitting streaks from June 5-12...went 10-for-26 (.385) with two home runs and nine RBI during the streak...was batting .268 with four home runs and 19 RBI in 23 games with Akron when he was promoted to Columbus on June 8...hit .253 with eight home runs and 37 RBI in 79 games in his Triple-A debut with the Clippers...had his third career two-homer game and equaled his career high with five RBI on June 10 at Iowa...matched his season high with a seven-game hitting streak from July 31-Aug. 7 (11-for-27, .407)...had his 100th career minor league double on Sept. 25 at Nashville.

**2020**—Did not play as the minor league season was canceled due to the pandemic.

**2019**—Hit a combined .248 with 12 home runs and 54 RBI in 114 games with High-A Lynchburg and Double-A Akron...had career highs in games, at bats (415), doubles (33) and home runs and matched his high in triples (3)...batted .308 against left-handed pitchers, .227 against right-handers...started 83 games in right field, 28 at designated hitter and two in left field...drove in a career-high five runs on April 4 at Myrtle Beach on a two-run home run and three RBI ground outs...had a season-best 11-game hitting streak from June 28 to July 13 (17-for-46, .370)...had his second career two-homer game and matched his career high with five RBI on Aug. 10 at Portland...hit five of his 12 home runs in August.

**2018**—Spent the entire season at High-A Lynchburg where he batted a career-high .281 with five home runs and 52 RBI in 107 games...also had career highs in hits (109) and triples (3)...tied for third in the Carolina League in doubles (28), ranked seventh in batting and tied for seventh in on-base percentage (.362)...hit .315 with all five of his home runs and an .845 OPS against right-handed pitchers, .182 with a .549 OPS against left-handers...had a .305 batting average with runners in scoring position...started 63 games in right field, 36 at designated hitter and seven in left field...was on the disabled list from April 20 to May 4 with a strained left oblique...had his first career two-homer game July 2 at Frederick...had a 13-game hitting streak from July 10 to 23 (22-for-55, .400)...batted .321 with 18 RBI in 27 games in July...went 3-for-18 (.167) with two walks in five postseason games.

### OAKLAND A'S POSITION PLAYERS WHO HAVE PITCHED

PLAYER	DATE	OPPONENT	SCORE	DEC	IP	H	R	ER	BB	SO
Sheldon Neuse	September 8, 2022	Chicago (AL)	2-14	-	1.0	1	0	0	0	0
Sheldon Neuse	August 25, 2022	New York (AL)	4-13	-	1.2	0	0	0	0	0
Sheldon Neuse	June 22, 2022	Seattle	0-9	-	1.0	0	0	0	0	0
Christian Bethancourt	June 8, 2022	at Atlanta	2-13	-	1.0	0	0	0	1	0
Chad Pinder	May 18, 2022	Minnesota	4-14	-	1.0	2	3	3	2	0
Mitch Moreland	August 17, 2021	at Chicago (AL)	0-9	-	1.0	1	0	0	0	1
Ka'ai Tom	April 4, 2021	Houston	2-9	-	1.0	1	0	0	0	0
Nick Martini	July 22, 2019	at Houston	1-11	-	1.0	0	0	0	2	1
Kendrys Morales	April 20, 2019	at Toronto	1-10	-	1.0	1	1	1	2	0
Jake Smolinski	June 13, 2018	Houston	5-13	-	1.0	2	2	2	0	0
Tyler Ladendorf	June 3, 2016	at Houston	2-12	-	1.0	1	0	0	1	0
Josh Phegley	May 8, 2016	at Baltimore	3-11	-	0.2	0	0	0	0	1
Ike Davis	August 16, 2015	at Baltimore	2-18	-	1.0	1	0	0	1	1
Ike Davis	April 21, 2015	at Los Angeles (AL)	1-14	-	1.0	0	0	0	0	0
Frank Menchino	July 18, 2000	at Colorado	3-18	-	1.0	6	4	4	0	0
Kevin Seitzer	May 2, 1993	at Cleveland	2-10	-	0.1	0	0	0	0	1
Vance Law	October 2, 1991	at Kansas City	5-16	-	0.2	1	0	0	1	0
Mark Wagner	August 20, 1984	at Detroit	1-14	-	1.2	2	0	0	1	1
Garry Hancock	June 25, 1984	at Kansas City	0-16	-	1.1	0	0	0	0	1
Wayne Gross	May 18, 1983	at Minnesota	5-16	-	2.1	2	0	0	1	0
Jeff Newman	September 14, 1977	at Kansas City #2	0-6	-	1.0	1	0	0	0	0

**2017**—Was limited to just 32 games due to a stint on the disabled list and combined to hit .202 with a home run and eight RBI with High-A Lynchburg and Single-A Lake County...went 0-for-7 in three games with Lynchburg before he was moved to Lake County on April 28...batted .208 in 26 games with the Captains before he was placed on the disabled list June 10 with a sprained left elbow...was reinstated Aug. 31 and went 3-for-11 (.273) over his final three games...started 25 games in left field and five in right field...made his only career pitching appearance in the second game of a May 28 doubleheader at Bowling Green and pitched a scoreless ninth inning for the save in a 2-1 win (1 bb, 1 so)...hit his first professional home run May 12 against Wisconsin.

**2016**—Made his professional debut with the Indians affiliate in the Arizona Rookie League and hit .222 with 10 RBI in 35 games...started 25 games in center field, four in left field, two at designated hitter and one in right field...his debut came as a defensive replacement in center field on June 21 at the Reds...did not bat...went 3-for-4 with a pair of doubles in his next game on June 13 at the Rangers.

### PERSONAL/MISCELLANEOUS

Trenton Alan Brooks was originally signed by Cleveland scout Don Lyle...graduate from Granite Hills (El Cajon, Calif.) High School...attended the University of Nevada...was the inaugural winner of the Mountain West Tony Gwynn Player of the Year award as a sophomore and was a Louisville Slugger Freshman All-American in 2014.

#### LIFETIME PLAYING RECORD

Year	Club	AVG.	G	AB	R	H	2B	3B	HR	RBI	SH	SF	HP	BB	SO	SB	CS	OBP	SLG	E
2016	AZL Indians	.222	35	126	12	28	9	0	0	10	3	3	1	8	18	3	2	.268	.294	1
2017	Lake County	.214	29	112	11	24	5	0	1	8	0	0	2	12	26	0	1	.302	.286	1
	Lynchburg	.000	3	7	0	0	0	0	0	0	0	0	0	1	0	0	0	.000	.000	1
2018	Lynchburg	.281	107	388	47	109	28	3	5	52	1	5	7	45	66	2	1	.362	.407	3
2019	Akron	.274	65	241	28	66	22	3	9	36	0	1	2	20	38	1	0	.333	.502	3
	Lynchburg	.213	49	174	19	37	11	0	3	18	3	2	2	22	26	0	2	.305	.328	2
2020																				
(Minor League Season Canceled — Did Not Play)																				
2021	Akron	.268	23	71	14	19	3	1	4	19	0	2	3	20	18	1	0	.438	.507	2
	Columbus	.253	79	289	42	73	23	0	8	37	2	2	1	31	67	2	0	.325	.415	5
2022	Columbus	.273	87	293	46	80	21	1	11	48	2	1	3	41	55	1	0	.367	.464	3
<b>Minor League Totals</b>		<b>.256</b>	<b>477</b>	<b>1701</b>	<b>219</b>	<b>436</b>	<b>122</b>	<b>8</b>	<b>41</b>	<b>228</b>	<b>11</b>	<b>16</b>	<b>21</b>	<b>199</b>	<b>315</b>	<b>10</b>	<b>6</b>	<b>.339</b>	<b>.410</b>	<b>42</b>

#### CAREER TRANSACTIONS

**2016** — Selected by the Cleveland Indians organization in the 17th round of the First-Year Player Draft. **2022** — Elected free agency, November 10; signed by the Oakland Athletics to a minor league contract, November 14.

#### LIFETIME PITCHING RECORD

Year	Club	W	L	ERA	G	GS	CG	SHO	SV	IP	H	R	ER	HR	HB	BB	IBB	SO	WP	BK
2017	Lake County	0	0	0.00	1	0	0	0	1	1.0	0	0	0	0	0	1	0	1	0	0

**OUTFIELDER/FIRST BASEMAN****Height/Weight:** 6-1 / 223**Bats/Throws:** Left / Left**Birthdate:** July 13, 1992**Opening Day Age:** 30**Birthplace/Resides:** Klamath Falls, Oregon/ Redmond, Oregon**Major League Service:** 2 years, 104 days**Obtained:** Selected in the 19th round of the 2015 First-Year Player Draft**Contract Status:** First year of a one-year contract through 2023
[@MrBrown\\_12](#)
[Updated Stats](#)
**CAREER HIGHLIGHTS**

Played in 150 games in 2022 after appearing in 144 games over his first three seasons in the majors and is a .229 career hitter with 45 home runs and 134 RBI in 294 games...has a .274 average with 93 home runs and 393 RBI in 577 games in six seasons in the minors...ranked second in all of minor league baseball with 37 home runs with Triple-A Las Vegas in 2019...led the Texas League and tied for ninth in the minors with 39 doubles in 2018...was named to the California League Midseason All-Star team in 2017 and the New York-Penn League Midseason All-Star team in 2015...was originally selected by the A's in the 19th round of the 2015 First-Year Player draft.

**2022 HIGHLIGHTS**

- Batted .230 with 25 home runs and 73 RBI in 150 games in his fourth season with the A's.
- Had career highs in all counting categories as he played in just 144 games over his first three seasons.
- Led the A's in games, triples (3), home runs, RBI, stolen bases (11, tie) and strikeouts (146)... became the third player in Oakland history to lead the A's in home runs and stolen bases, joining Jose Canseco (1988) and Eric Chavez (2002)...is the fourth to lead Oakland in triples and home runs (Ruben Sierra, 1993; Tony Armas, 1980; Mitchell Page, 1978).
- Made 114 of his 132 starts in games in which the opponent started a right-handed pitcher... batted .243 (99-for-408) with 22 of his 25 home runs, 61 of his 73 RBI and a .793 OPS against right-handers compared to .174 (16-for-92) with a .548 OPS against left-handers...has made 198 of his 219 career starts against right-handers and has a .239 average and .791 OPS in his career against righties compared to .172 and .527 against lefties...has hit 41 of his 45 home runs off right-handers.
- Hit 17 of his 25 home runs on the road...tied for seventh in the American League in road home runs and ranked ninth in RBI (48)...has slugged 30 of his 45 career home runs on the road.
- Batted .269 with 15 home runs, 36 RBI and a .969 OPS in 68 day games compared to .198 with 10 home runs, 37 RBI and a .648 OPS in 82 night games...tied for second in the AL in home runs during the day, tied for seventh in RBI and ranked ninth in slugging (.537)...had the fourth lowest batting average at night.
- Hit .216 with 10 home runs, 38 RBI and a .665 OPS in 86 games before the All-Star Break, .249 with 15 home runs, 35 RBI and a .855 OPS in 64 games after the break...tied for fourth in the AL in post-break home runs.
- Was 2-for-11 (.182) with a grand slam and 10 RBI with the bases loaded...is now 2-for-19 (.105) with the bases full in his career.
- Hit .181 with six home runs, 25 RBI and a .600 OPS in 69 games against AL West teams, .269 with 19 home runs, 48 RBI and a .867 OPS in 81 games against all other teams...hit 10 home runs in 31 games against the AL Central...tied for sixth in the majors with six interleague home runs.
- Batted .340 with a 1.158 OPS and six home runs in the eighth inning...tied for fourth in the AL in home runs in the eighth inning.
- Hit .133 with two strikes, but had 11 home runs, which tied for eighth in the AL...is a .131 career hitter with two strikes with 20 of his 45 home runs.

- Started games at five different positions, including a team-leading 72 at first base...also made 25 starts in right field, 18 in left field, 15 in center field and two at designated hitter.
- Committed two errors in 77 games overall in the outfield for a .985 fielding percentage...had two assists, both as a right fielder...made four errors as a first baseman (.993).
- Was 5-for-13 (.385) with three doubles and three RBI as a pinch hitter...tied for the lead among AL pinch hitters in doubles, tied for third in extra base hits (3) and tied for fourth in hits...is 12-for-49 (.245) with five doubles, a home run and 10 RBI in his career in the pinch...is tied for the lead among AL pinch hitters in doubles dating back to 2019, tied for third in extra base hits (6) and tied for fourth in hits and RBI.
- Made a team-leading 67 starts batting cleanup and started games at every spot in the order except first, eighth and ninth.
- **DAY-BY-DAY:** Was 5-for-17 (.294) with two home runs and eight RBI over his first five games... then went 0-for-4 with a career-high tying four strikeouts on April 13 at Tampa Bay to start a six-game stretch where he went 0-for-15 with eight strikeouts...grounded into his first double play of the season April 24 against Texas, snapping a streak of 96 games and 271 at bats without a GIDP dating back to his last on May 9, 2021 at Tampa Bay...the 96-game streak tied for fourth longest in Oakland history and was the longest since Coco Crisp had a 106-game streak from April 24-Sept. 25, 2014...hit .194 in 20 games in April and went 4-for-39 (.103) over his first 14 games in May...was hitting .158 with three home runs, 17 RBI and a .539 OPS in 34 games through May 15...then batted .288 with seven home runs, 19 RBI and a .901 OPS over his next 37 games from May 16 to June 29...homered in three straight games for the second time in his career June 10-12 at Cleveland (also May 20-23, 2021)...did it again Sept. 4-7... hit his first career grand slam June 11 against the Guardians and also had his first career four RBI game...reached base safely in a career-high tying 11 consecutive games from June 16-29... hit .350 with a .395 on-base percentage during the streak...went 3-for-4 on June 19 against Kansas City, his first of three three-hit games...that began a career-high eight-game hitting streak from June 19-29...went 13-for-30 (.433) with four doubles, two home runs and five RBI during the streak...then had a 0-for-17 streak...was on the paternity list from July 25-27 for the birth of his first child, Cannon...had his second career two-homer game in his first game back on July 29 at Chicago (AL) and went 9-for-23 (.391) with five home runs and seven RBI in his first seven games following his return...went 11-for-68 (.162) over a 21-game stretch from Aug. 4-27 but walked 13 times for a .305 on-base percentage...had his first career three-walk game on Aug. 4 at Los Angeles (AL)...made 69 of his first 99 starts at first base through Aug. 27...then started 28 of his final 31 games in the outfield and hit .267 with eight home runs, 23 RBI and a .895 OPS over that stretch...had his second two-homer game of the season and the third of his career on Sept. 4 at Baltimore...also scored three runs, which matched his career high...homered in his next two games to tally four home runs over a three-game span...drove in a career-high tying four runs Sept. 17 at Houston...scored a career-high three runs Sept. 24 vs. New York (NL)...finished September with a .264 batting average, eight home runs, 17 RBI and a .946 OPS in 25 games...the home runs and RBI were his most ever in a month and the batting average and OPS were his highest...tied for fourth in the AL in home runs in September and ranked ninth in OPS.

## CAREER

**2021**—Batted .214 with 20 home runs and 48 RBI in 111 games as a rookie...became the ninth rookie in Oakland history to hit 20 or more home runs and his .480 slugging percentage was sixth best by an Oakland rookie with 250 or more plate appearances...ranked third among American League rookies in slugging, tied for fifth in home runs, seventh in games, eighth in extra base hits (34) and total bases (135), tied for eighth in RBI, ninth in OPS (.754) and 10th in runs (43)... one-third of his hits were home runs (20 home runs, 60 hits) and he joins Khris Davis (2018) and Mark McGwire (1992, 95, 96) as the only players in Athletics history to have at least one-third of their hits be home runs (min. 250 pa)...34 of his 60 hits (56.7%) were for extra bases (13 doubles, 1 triple), which was the fourth highest percentage in Athletics history using the 250 plate appearance minimum...grounded into just one double play in 281 at bats...the at bats were third most in the majors and sixth most in Oakland history among players with one or fewer GIDP... made 67 of his 69 starts in games in which the opponent started a right-handed pitcher...hit .220 with a .776 OPS against righties compared to .136 with a .503 OPS against lefties...had 19 of his 20 home runs and 46 of his 48 RBI against righties...was 6-for-27 (.222) with a double, home

run, six RBI, a walk and a sacrifice fly in 29 plate appearances as a pinch hitter, 28 of which came against right-handers...the plate appearances ranked second among AL pinch hitters and were second most by an A's pinch hitter over the last 16 years (Matt Joyce, 30 in 2018)...also tied for second among AL pinch hitters in go-ahead RBI (2), tied for third in RBI and tied for fourth in hits...struck out eight times, which tied for the most (Castro, HOU)...had a .153 batting average with runners in scoring position...hit .191 with 10 home runs in 70 games before the All-Star Break, .250 with 10 home runs in 41 games after the break...batted .242 with seven home runs in 51 home games, .191 with 13 home runs in 60 road games...hit .246 with an .857 OPS, 12 home runs and 27 RBI in 47 day games compared to .180 with a .649 OPS, eight home runs and 21 RBI in 64 night games...connected for nine of his 20 home runs in the seventh inning or later...had four in the ninth inning, which tied for second most in the AL...hit .118 with two strikes but had nine home runs...started games at five different positions (50 in right field, 10 in left field, four at designated hitter, three at first base, two in center field)...committed three errors, including two in right field and one at first base...hit three home runs in six games overall as a first baseman...started games at every spot in the order except first and third...saw his most starts batting sixth (17), seventh (17) and eighth (15)...hit .121 in interleague play...was not on the A's Opening Day roster but was recalled on April 6, the sixth game of the season...singled in his first at bat on April 7 against Los Angeles (NL)...it was his first hit since Sept. 17, 2019 and it snapped a career-high 0-for-24 streak...hit his first career home run April 10 at Houston, a solo shot in the eighth inning off Ryne Stanek...it snapped a career-opening 33-game, 91-at bat homerless streak...committed his first error of the season on April 21 against Minnesota but would not have another error as an outfielder until Sept. 19 for an 82-game outfielder errorless streak...went 3-for-4 in that game against the Twins, giving him a .300 batting average, three home runs and five RBI over his first 10 games...had his first career game-ending RBI on May 7 against Tampa Bay with a walk-off home run in the bottom of the ninth...grounded into his only double play of the season May 9 against Tampa Bay...homered in three consecutive games from May 20-23...singled in the ninth inning June 6 at Colorado to snap a career-high tying 0-for-24 streak (also Sept. 17, 2019-Sept. 13, 2020)...walked twice in a game for the first time in his career on June 12 against Kansas City...slugged his first career pinch home run on July 25 at Seattle...was hitting .199 with 12 home runs and 30 RBI in 79 games when he was optioned to Triple-A Las Vegas Aug. 1...went 4-for-14 (.286) with a double, triple and RBI in three games before returning to Oakland on Aug. 6...hit .242 with four home runs and seven RBI in 12 games before he was optioned to Triple-A again on Aug. 20...did not make it to Las Vegas as he was recalled by Oakland the next day...went 1-for-8 (.125) in three games before he was placed on the injured list Aug. 27 following a positive Covid-19 test...had a one-game rehab assignment with Low-A Stockton on Sept. 9 and was reinstated from the IL Sept. 10...hit .265 with four home runs and nine RBI over his final 19 games...belted all four home runs over his final six games, including his first career two-homer game in the final game of the season, Oct. 3 at Houston.

**2020**—Went 0-for-5 with two strikeouts in seven games over three stints with Oakland...all five of his plate appearances came against right-handed pitchers...made just one start and went 0-for-2 as the A's designated hitter on Aug. 2 at Seattle...was 0-for-3 with two strikeouts as a pinch hitter...appeared in three games on defense, all at first base...was on the A's Opening Day roster and went 0-for-3 in three games before he was optioned to the A's alternate site Aug. 6 when rosters were reduced to 28...was on the A's Taxi Squad for each of the remaining road trips and was added to the active roster twice...recalled a second time on Aug. 25 when Chad Pinder went on the paternity list and struck out as a pinch hitter Aug. 29 in the second game of the doubleheader at Houston...was optioned back to the alternate site Aug. 31 but returned to Oakland on Sept. 12 when Matt Chapman went on the injured list...went 0-for-1 in three games before he was optioned Sept. 17...was on the Taxi Squad for the postseason.

**2019**—Made his Triple-A and Major League debuts in 2019...was batting .297 with 37 home runs and 104 RBI in 112 games with Las Vegas when he was selected by Oakland Aug. 26...went on to hit .293 with no home runs and 13 RBI in 26 games with the A's...batted .417 with nine RBI and a 1.073 OPS over his first 10 games, .179 with four RBI and a .580 OPS over his final 16 contests...made 16 of his 17 starts in games in which the opponent started a right-handed pitcher...hit .311 with all 10 of his extra base hits, all seven of his walks and 12 of his 13 RBI against righties, .214 against left-handers...had a .900 OPS against righties, .429 against lefties...batted .300



with runners in scoring position, including .455 with RISP and two outs...hit .400 when leading off an inning...started 16 games in left field and one at first base...did not commit an error in 23 games overall in the outfield or four at first base...made his Major League debut with a start in left field on Aug. 26 at Kansas City and went 2-for-6 with a RBI...singled in the second inning off Brad Keller for his first ML hit and had a RBI single in his next at bat in the third inning for his first RBI...had a career-high four hits Aug. 29 at Kansas City in his fourth big league game...became the first Athletic with a four-hit game before his fifth career game since Doug Jennings went 4-for-4 in his fourth game on April 13, 1988...then went 3-for-3 with three RBI the next day at New York (AL), giving him in a hit in seven consecutive bats...entered the game in the sixth inning and became the first A's player with at least three hits and three RBI in a game he did not start since Billy Hitchcock went 4-for-4 with four RBI on Sept. 5, 1951...had 10 hits over his first five games through Aug. 30, which are the most in Oakland history and the most by an Athletic since Spook Jacobs had 10 in his first five games for the 1954 Philadelphia A's...had two triples Sept. 3 against Los Angeles (AL) to tie the Oakland single-game record (12th time, last: Matt Chapman at Texas, July 26, 2018)...it was the first two-triple game in the Coliseum since May 12, 2007 (Josh Barfield, TOR) and the first by an Athletic since Aug. 3, 2002 (Mark Ellis vs. Detroit)...had made each of his first 16 starts in left field before starting at first base in the final game of the season on Sept. 29 at Seattle...pinch hit for Sean Murphy in the fourth inning of the AL Wild Card game on Oct. 2 against Tampa Bay in Oakland and grounded into a fielders' choice...was named the A's Organizational Hitter of the Year and Most Valuable Player for Las Vegas after hitting 37 home runs...that was second most in all of minor league baseball to the Diamondbacks Kevin Cron (39)...it tied for third most in Oakland history by a minor leaguer and was two short of the record of 39 by Chris Carter in 2008 and Adam Piatt in 1999...it ranks second all-time in Las Vegas franchise history (44, Phil Hiatt in 2001)...was third in the minors in extra base hits (72) and total bases (286), tied for fifth in runs (101) and sixth in RBI (104)...ranked second in the Pacific Coast League in home runs, extra base hits and total bases, tied for third in runs, fourth in RBI and slugging (.634) and seventh in OPS (.986)...led the A's farm system in runs, home runs, RBI and extra base hits, ranked second in slugging, third in OPS and tied for fifth in doubles (29)...hit .335 with 19 home runs, 45 RBI and a 1.170 OPS in 39 games after the break...hit .308 with a 1.017 OPS against right-handed pitchers compared to .262 with an .889 OPS against left-handers...started 61 games at first base, 26 at designated hitter, 14 in left field and eight in right field...committed seven errors as a first baseman for a .987 fielding percentage...also had one error as a right fielder...hit .328 as a first baseman, .278 as an outfielder and .238 as the designated hitter...batted clean-up in 103 games but hit in every spot in the order except second and ninth...scored a run in each of his first nine games and batted .382 with 13 runs, four home runs and 15 RBI over that season-opening stretch...capped the streak with his first career three-homer game April 15 against Fresno...also drove in a career-high six runs...homed twice two days later at Sacramento...hit .319 with nine home runs and 23 RBI in 22 games in April...hit .447 with 14 runs, seven doubles, a triple, two home runs and 14 RBI over a 10-game stretch from June 23 to July 2...was named PCL Player of the Week for the week of July 22-28 when he went 12-for-25 (.480) with 12 runs scored, eight home runs, 13 RBI and five walks in six games...that included two homer games on July 23 against El Paso and July 27 and 28 at El Paso...homed in four straight games from July 25 to 28...batted .344 with nine home runs and 21 RBI in 23 games in July...also walked 13 times for a .425 on-base percentage...then hit .321 with 10 home runs and 27 RBI in 22 games in August...went 3-for-4 with a double, two home runs and five RBI Aug. 12 at Omaha...went 15-for-35 (.429) with 10 runs, four doubles, three home runs and nine RBI over his final nine games with Las Vegas...had his seventh and final multi-homer game of the season Aug. 19 against Reno when he went 2-for-4 with two RBI...was selected by Oakland Aug. 26.

**2018**—Made his Double-A debut at Midland and batted .283 with 14 home runs and 90 RBI in 131 games...led the Texas League and tied for ninth in all of the minors in doubles (38)...also tied for the TL lead in extra base hits (55), ranked second in RBI, tied for second in total bases (228), tied for sixth in hits (142), tied for eighth in walks (47) and ninth in slugging (.454)...led the A's farm system in doubles, ranked second in RBI, extra base hits and total bases, fourth in hits and tied for sixth in home runs...batted .294 with eight home runs in 337 at bats against right-handed pitchers compared to .261 with six home runs in 165 at bats vs. left-handers...hit .331 with runners in scoring position...batted .328 with a .935 OPS at home...started 113 games at first base, seven in right field and four in left field...had three assists in 12 games overall in the

outfield...committed 12 errors as a first baseman for a .988 fielding percentage...had his lone two-homer game of the season April 7 against Springfield...had a season-high 11-game hitting streak from April 29 to May 11 (18-for-44, .409)...hit .359 over a 25-game stretch from May 23 to June 20...batted .311 with 23 RBI in 27 games in May and then hit .337 in June...matched his season-high with an 11-game hitting streak from June 11 to 22 (19-for-45, .422)...collected three doubles Aug. 5 against San Antonio and drove in a season-high tying four runs...matched his career high with four hits Sept. 1 against Frisco and had his fifth four-RBI game of the season.

**2017**—Spent the entire season at Single-A Stockton for the second consecutive year and hit .270 with 30 home runs and 109 RBI in 135 games...also had seven triples...led the California League in home runs, RBI and total bases (262)...the RBI were third most in all of the minors and the home runs tied for 10th...also ranked second in the CL in slugging (.506) and extra base hits (55)...was named to the Cal League Midseason All-Star team...led the A's farm system in total bases, ranked second in home runs, RBI, runs, extra base hits and slugging, tied for third in triples and fourth in hits and walks...hit .355 with 16 home runs and 44 RBI over his final 32 contests...batted .319 with runners in scoring position...started 109 games in right field, 18 at first base and three in center field...had 13 assists in 114 games overall in the outfield...had his first career two-homer game May 14 at Lancaster...made his first career appearance as a pitcher on May 19 against Lake Elsinore (0.2 ip, 1 h)...started at designated hitter for the North in the California League All-Star Game on June 20 and went 1-for-4 with a double and a RBI...drove in five runs July 15 against Inland Empire...homed in 10 of his final 15 games beginning Aug. 19 and hit .439 with 10 home runs and 29 RBI over that span...homed in five straight games from Aug. 19 to 24 and four straight from Aug. 31 to Sept. 3...had three five-RBI games over a 10-game stretch in late August...was named Cal League Player of the Week for the week of Aug. 21-27 after going 12-for-24 (.500) with five runs, four home runs, 11 RBI, three walks and a 1.540 OPS in six games...hit .349 with 12 home runs and 38 RBI in 27 games in August...went 3-for-11 (.273) with a double, home run and three RBI in three postseason games for the Ports.

**2016**—Spent the entire season at Single-A Stockton and batted .241 with eight home runs and 53 RBI in 127 games...added 65 walks and six hit by pitches for a .340 on-base percentage...was successful in 13-of-15 (86.7%) stolen base attempts...ranked second in the California League in walks and fourth in runs scored (83)...ranked third in the A's organization in runs and fourth in walks...hit .257 against right-handed pitchers, .193 against left-handers...started 78 games in right field, 28 in center field and one in left field...also appeared in one game at first base and one at catcher...scored a minor league career-high four runs June 19 at High Desert...drew a walk in 10 consecutive games from July 2 to 13 (11 walks total)...had his first career four-hit game Sept. 1 vs. Visalia.

**2015**—Hit .282 with three home runs and 35 RBI in 68 games in his professional debut with the A's affiliate in the Arizona Rookie League and Short Season Single-A Vermont...tied for third in the New York-Penn League in doubles (19), tied for fourth in extra base hits (25) and ranked fifth in slugging (.431)...was named to NYPL Midseason All-Star team and went 1-for-2 in a start in center field for the North in the NYPL All-Star Game...made 21 starts in center field, 18 in right field, 14 in left field and seven at first base...went 1-for-4 with a triple in his debut June 22 against the Giants...hit his first professional home run July 28 at State College, a fifth inning grand slam.

### ATHLETICS HOME RUN DERBY PARTICIPANTS

2021	Matt Olson	1996	Mark McGwire
2019	Matt Chapman	1994	Ruben Sierra
2014	*Yoenis Céspedes and Josh Donaldson	1992	*Mark McGwire
2013	*Yoenis Céspedes	1990	Mark McGwire and Jose Canseco
2001	Jason Giambi	1987	Mark McGwire
1999	John Jaha	1986	Jose Canseco
1997	Mark McGwire		

\*indicates winner

## PERSONAL/MISCELLANEOUS

Seth William Brown was originally signed by A's scout Jim Coffman...is married, Brittaney, and has one child, Cannon...graduated from North Medford (Ore.) High School...played collegiately and Linn-Benton (Ore.) Community College and Lewis-Clark State College (Ida.).

### LIFETIME PLAYING RECORD

Year	Club	AVG.	G	AB	R	H	2B	3B	HR	RBI	SH	SF	HP	BB	SO	SB	CS	OBP	SLG	E
2015	AZL A's	.200	6	20	2	4	1	2	0	0	0	0	0	3	2	0	0	.304	.450	0
	Vermont	.289	62	239	32	69	19	3	3	35	0	2	1	25	51	6	2	.356	.431	7
2016	Stockton	.241	127	453	83	109	21	5	8	53	2	6	6	65	124	13	2	.340	.362	11
2017	Stockton	.270	135	518	80	140	18	7	30	109	0	4	1	56	146	7	7	.340	.506	8
2018	Midland	.283	131	502	66	142	38	3	14	90	0	5	1	47	142	5	0	.342	.454	12
2019	Las Vegas	.297	112	451	101	134	29	6	37	104	0	7	4	38	127	8	1	.352	.634	8
	OAKLAND	.293	26	75	11	22	8	2	0	13	0	0	1	7	23	1	0	.361	.453	0
2020	OAKLAND	.000	7	5	0	0	0	0	0	0	0	0	0	0	2	0	0	.000	.000	0
2021	OAKLAND	.214	111	281	43	60	13	1	20	48	0	2	1	23	89	4	1	.274	.480	3
	Las Vegas	.286	3	14	3	4	1	1	0	1	0	0	0	5	0	0	0	.286	.500	0
	Stockton	.400	1	5	2	2	0	0	1	1	0	0	0	3	0	0	0	.400	1.000	0
2022	OAKLAND	.230	150	500	55	115	26	3	25	73	0	1	3	51	146	11	2	.305	.444	6
	Major League Totals	.229	294	861	109	197	47	6	45	134	0	3	5	81	260	16	3	.298	.454	9
	Minor League Totals	.274	577	2202	369	604	127	27	93	393	2	24	13	234	600	39	12	.344	.483	46

### LIFETIME PITCHING RECORD

Year	Club	W	L	ERA	G	GS	CG	SHO	SV	IP	H	R	ER	HR	HB	BB	IBB	SO	WP	BK
2017	Stockton	0	0	0.00	1	0	0	0	0	0.2	1	0	0	0	0	0	0	0	0	0

### CAREER TRANSACTIONS

**2015** — Selected by the Oakland Athletics organization in the 19th round of the First-Year Player Draft. **2021** — On the injured list, August 27 to September 9; included rehabilitation assignment to Stockton, September 9. **2022** — On the paternity list, July 25 to 27.

### WILD CARD RECORD

Year	Club/Opp.	AVG.	G	AB	R	H	2B	3B	HR	RBI	SH	SF	HP	BB	SO	SB	CS	OBP	SLG	E
2019	OAK vs. TB	.000	1	1	0	0	0	0	0	0	0	0	0	0	0	0	0	.000	.000	0

### BROWN'S CAREER BESTS

Hits: 4, August 29, 2019 at Kansas City  
 Home Runs: 2 (three times), last: September 4, 2022 at Baltimore  
 Runs Batted In: 4 (twice), last: September 17, 2022 at Houston  
 Stolen Bases: 1 (15 times), last: October 2, 2022 at Seattle  
 Hitting Streak: 8, June 19 to 29, 2022  
 Hitless Streak (At Bats): 24 (twice), last: May 26 to June 6, 2021  
 Game Ending RBI: 1, May 7, 2021 vs. Tampa Bay (home run)  
 Grand Slams: 1, June 11, 2022 at Cleveland (Eli Morgan)  
 Pinch-Hit Home Runs: 1, July 25, 2021 at Seattle (Casey Sadler)  
 Inside-The-Park Home Runs: None  
 Lead Off Home Runs: None

**OUTFIELDER****Height/Weight:** 6-1 / 223**Bats/Throws:** Left / Right**Birthdate:** July 10, 2000**Opening Day Age:** 22**Birthplace/Resides:** Burlington, New Jersey / Atlanta, Georgia**Major League Service:** None**Obtained:** Selected in the 6th round of the 2018 First-Year Player Draft**Contract Status:** First year of a one-year contract through 2023
 [Updated Stats](#)
**CAREER HIGHLIGHTS**

Was the A's sixth round selection in the 2018 draft and is a .247 hitter with 35 home runs and 153 RBI in 287 games in four professional seasons...has 143 walks for a .341 on-base percentage...also has 46 stolen bases and has reached double figures in home runs and steals in each of his last two seasons...led Midwest League outfielders with 11 assists in 2022...was named an A's Organizational All-Star by MiLB.com in 2021...was rated as the A's ninth-best prospect by *Baseball America* following the 2022 season...played for Mesa in the Arizona Fall League in 2022...named to the AFL Rising Stars Game and won the Dernel Stenson Sportsmanship Award.

**2022 HIGHLIGHTS**

- Batted .270 with 11 home runs, 41 RBI and an .825 OPS in 81 games with High-A Lansing... also went 1-for-9 on a three-game rehab assignment with the A's affiliate in the Arizona Complex League for a .265 batting average overall.
- Was 13-for-18 (72.2%) in stolen base attempts and tied for seventh in the A's farm system in steals.
- Had 11 outfield assists, all with Lansing, which were the most among Midwest League outfielders.
- Batted .287 (63-for-219) with a .866 OPS against right-handed pitchers compared to .205 (17-for-83) with a .636 OPS against left-handers.
- Hit .295 during the day, .154 at night.
- Had a .120 batting average with two strikes and a .468 batting average with no strikes.
- Started 40 games in right field, 13 in center field, 13 at designated hitter, 11 at first base and five in left field...committed four errors, one at each defensive position.
- Hit in every spot in the order except eighth and ninth...hit .340 in 30 games batting fifth...also had 30 games batting second.
- Was rated as the A's ninth-best prospect by *Baseball America* following the season.
- **DAY-BY-DAY:** Got off to a slow start as he was 7-for-53 (.132) with no extra bases hits and four RBI over his first 16 games through the first game of an April 30 doubleheader at Lake County...however, walked 16 times over that span for a .333 on-base percentage...then went 20-for-70 (.286) with six doubles, four home runs and 17 RBI over his next 18 contests through May 21...homed and drove in a season-high four runs on May 6 against West Michigan... went 0-for-4 with four strikeouts on May 22 at Great Lakes to start an 11-game stretch where he was 8-for-38 (.211)...had six assists in 17 games as an outfielder in the month of May... had a season-high 10-game hitting streak from June 5 to 16...went 14-for-38 (.367) with four doubles, two triples, a home run and five RBI during the streak...had his second four-strikeout game of the season on June 19 against Fort Wayne...hit .400 over an eight-game stretch from June 23 to July 3 and all 12 of his hits over that span came in four three-hit games...batted .316 in 26 games in June...was hitting .263 with eight home runs and 36 RBI in 69 games when he was placed on the injured list July 5 with a dislocated left elbow...went 1-for-9 (.111) on a three-game rehab assignment with the A's affiliate in the Arizona Complex League from Aug. 20-23 and was reinstated from the IL on Aug. 25...hit .310 with four doubles, three home runs and five RBI over his final 12 games...finished the season by going 4-for-4 with four runs, a double, two home runs and four RBI on Sept. 10 against Dayton...had career highs in runs and matched his career high in hits (3rd time) and home runs (3rd time) while equaling his

season high in RBI...played for Mesa in the Arizona Fall League following the season and batted .241 with two home runs, 16 RBI and 15 walks in 19 games (.389 on-base percentage)...was named to the AFL Rising Stars Game and went 1-for-2 with a double...was also named the winner of the Dernel Stenson Sportsmanship Award, which honors a player that exemplifies unselfishness, hard work and leadership.

## CAREER

**2021**—Spent most of the season at Single-A Stockton where he hit .263 with 17 home runs, 67 RBI and 26 stolen bases in 88 games...was promoted to High-A Lansing on Aug. 23 and batted .340 with two home runs and eight RBI in 14 games with the Lugnuts...combined for a .273 average, 19 home runs, 75 RBI, 29 stolen bases and an .871 OPS in 102 games overall...had career highs in every category...ranked second in the A's farm system in slugging (.504), OPS, runs (76), doubles (24), walks (59), stolen bases, extra base hits (47) and total bases (194), third in RBI, fourth in hits (105) and home runs, sixth in on-base percentage (.367), tied for sixth in triples (4) and eighth in batting...was named an A's Organizational All-Star by MiLB.com...tied for third in the Low-A West in home runs (17), ranked sixth in slugging (.499), seventh in OPS (.863), tied for seventh in extra base hits (41), ninth in RBI (67) and walks (55) and tied for ninth in stolen bases (26)...batted .276 with an .885 OPS against right-handed pitchers, .263 with an .827 OPS against left-handers...hit 10 of his 19 home runs with runners on base...was 5-for-9 (.556) with three home runs and 21 RBI with the bases loaded...the three grand slams tied for the most in the minors and all came against San Jose...had a .207 batting average and 11 of his 19 home runs with two strikes...started 52 games at first base, 24 in left field, 12 in center field, eight in right field and six at designated hitter...made four errors as a first baseman and three as an outfielder...had five outfield assists...hit in each of the first five spots in the order, including 32 games batting fifth and 27 hitting leadoff...walked a career-high four times and stole three bases in the second game of the season on May 5 at Modesto...had an 18-game reaching base streak from May 12-June 4...hit .250 with a .353 on-base percentage during the streak...had his first career two-homer game on May 21 at Visalia...was successful in each of his nine stolen base attempts in May...hit his first of three grand slams on June 10 against San Jose...was named Low-A West Player of the Week for the week of July 19-25 when he went 10-for-25 (.400) with six runs, a double, three home runs and 11 RBI in six games at San Jose...had grand slams on the 21st and 23rd...had his second career two-homer game and a career-high six RBI in the game on the 21st...was a perfect 4-for-4 with three RBI Aug. 7 against Modesto...it was his second career four-hit game...stole a career-high four bases Aug. 19 at Modesto...was promoted to High-A Lansing on Aug. 23 and combined with Stockton and the Lugnuts to hit .304 in August...then batted .340 in 14 games in September...was named High-A Central Player of the Week for the week of Sept. 13-19 when he went 11-for-22 (.500) with seven runs, three doubles, a home run, two RBI and three stolen bases in six games against West Michigan.

**2020**—Did not play as the minor league season was canceled due to the pandemic.

**2019**—Spent the entire season with Short-Season Vermont and hit .177 with four home runs, 22 RBI and a .562 OPS in 55 games...struck out 90 times in 221 plate appearances (2.45 plate appearances per strikeout)...hit .179 with all four of his home runs and 21 of his 22 RBI against right-handed pitchers, .171 against left-handers...his average improved to .244 with runners in scoring position...started 36 games at first base, 14 in left field and five at designated hitter...committed three errors, all as a first baseman...hit in every spot in the order except second and third and saw his most action batting seventh (18 games) and sixth (17 games)...reached base safely in each of his first 12 games, batting .237 with a .408 on-base percentage over that stretch...had his first career four-hit game July 6 at Connecticut.

**2018**—Made his professional debut with the A's affiliate in the Arizona Rookie League and hit .226 with a home run, 15 RBI and a .669 OPS in 46 games...hit .259 against right-handed pitchers, .120 against left-handers...started 25 games in left field and four at designated hitter...went 0-for-4 with a walk in his debut on June 18 against the Angels...then had three hits and two RBI in his second game on June 20 against the Indians...stole his first base July 14 at the Mariners...hit his first home run and had five RBI Aug. 3 at Cubs1.



**PERSONAL/MISCELLANEOUS**

Lawrence Evan Butler was originally signed by A's scout Jemel Spearman...graduated from West Lake High School in Atlanta in 2018 where he hit .507 as a senior.

**LIFETIME PLAYING RECORD**

Year	Club	AVG.	G	AB	R	H	2B	3B	HR	RBI	SH	SF	HP	BB	SO	SB	CS	OBP	SLG	E
2018	AZL A's	.226	46	106	20	24	4	2	1	15	0	0	0	18	43	3	1	.339	.330	0
2019	Vermont	.177	55	192	20	34	5	2	4	22	0	2	1	26	90	1	0	.276	.286	3
2020		(Minor League Season Canceled — Did Not Play)																		
2021	Stockton	.263	88	335	62	88	20	4	17	67	0	5	1	55	131	26	4	.364	.499	6
	Lansing	.340	14	50	14	17	4	0	2	8	0	0	0	4	15	3	1	.389	.540	1
2022	Lansing	.270	81	293	52	79	19	3	11	41	0	0	0	40	105	13	5	.357	.468	4
	ACL A's	.111	3	9	0	1	0	0	0	0	0	0	0	4	0	0	0	.111	.111	0
<b>Minor League Totals</b>		<b>.247</b>	<b>287</b>	<b>985</b>	<b>168</b>	<b>243</b>	<b>52</b>	<b>11</b>	<b>35</b>	<b>153</b>	<b>0</b>	<b>7</b>	<b>2</b>	<b>143</b>	<b>388</b>	<b>46</b>	<b>11</b>	<b>.341</b>	<b>.428</b>	<b>14</b>

**CAREER TRANSACTIONS**

**2018** — Selected by the Oakland Athletics organization in the 6th round of the First-Year Player Draft.

**OUTFIELDER****Height/Weight:** 6-0 / 195**Bats/Throws:** Left / Left**Birthdate:** May 19, 1997**Opening Day Age:** 25**Birthplace/Resides:** Katy, Texas / Katy, Texas**Major League Service:** 44 days**Obtained:** Claimed off waivers from St. Louis, September 9, 2022**Contract Status:** First year of a one-year contract through 2023 [Updated Stats](#)**CAREER HIGHLIGHTS**

Made his Major League debut in 2022 and combined to hit .308 with three home runs and 11 RBI in 22 games with St. Louis and Oakland...is a .251 hitter with 64 home runs, 277 RBI and 77 stolen bases in 589 games over six seasons in the minors...was originally selected by Cleveland in the fifth round of the 2016 draft, was traded to St. Louis at the trading deadline in 2018 and claimed off waivers by Oakland late in 2022...played for Glendale in the Arizona Fall League following the 2019 season.

**2022 HIGHLIGHTS**

- Spent most of the season at Triple-A Memphis in the St. Louis organization but made his Major League debut with the Cardinals in June and also played in 13 games for the A's following a Sept. 9 waiver claim...hit .176 in nine games with St. Louis and .371 with Oakland...batted a combined .308 with three home runs, 11 RBI and an .875 OPS in 22 games overall.
- Made all 17 of his starts in games in which the opponent started a right-handed pitcher and hit .300 (15-for-50) with a .847 OPS against righties...was 1-for-2 (.500) with two walks against left-handers.
- Had a .333 batting average with runners in scoring position...however, batted .343 with the bases empty, .235 with runners on.
- Hit .458 with two of his three home runs and eight of his 11 RBI in eight games in the Coliseum, .179 in 14 games in all other ballparks.
- Was 8-for-16 (.500) with two of his three home runs and eight of his 11 RBI in six day games... hit .222 in 17 contests at night.
- Batted .243 over innings 1-6, .467 from the seventh inning on.
- Went 6-for-12 (.500) with two home runs and seven RBI in three interleague games and had all three of his home runs and nine of his 11 RBI against National League teams.
- Started 15 games in right field, one in left field and one at designated hitter...did not commit an error in 48 chances and did not have an assist.
- Was 1-for-2 as a pinch hitter.
- Started six games in the six spot, five in the seven spot, four in the eight spot and two batting fifth.
- Batted .258 in 87 games with Memphis and .321 in seven contests with Triple-A Las Vegas... combined for a career-high .263 batting average and also had three home runs, 10 RBI and a .786 OPS in 94 minor league games overall.
- Added 53 walks and was hit by a pitch three times for a career-high .364 on-base percentage.
- Stole a career-high 21 bases and has reached double figures in steals in five of his six minor league seasons.
- Hit .286 (70-for-245) with an .841 OPS against right-handed pitchers, .213 (23-for-108) with a .659 OPS against left-handers.
- Batted .318 with runners in scoring position.
- Connected for seven of his 10 home runs on the road and seven in the sixth inning or later.
- Started 52 games in right field, 24 in left field, nine in center field and eight at designated hitter...committed four errors in 86 games overall in the outfield for a .976 fielding percentage... had eight assists, which tied for 10th among Triple-A outfielders.

- Batted .367 with four home runs and 18 RBI as a left fielder...went 9-for-28 (.321) as the designated hitter.
- Hit in every spot in the order except ninth...batted sixth 24 times and second 20 times.
- **DAY-BY-DAY:** Began the season at Triple-A Memphis and hit .167 over his first 13 games...matched his minor league career high with two stolen bases on April 13 at Charlotte...reached base safely in 39 of 40 games from April 30 to June 25...hit .305 with a .417 on-base percentage during the streak...that included a 28-game reaching base streak from May 20 to June 25 (.320 with a .465 on-base percentage)...went 1-for-5 with four strikeouts on May 14 at Norfolk, his third career minor league four-strikeout game...had a minor league career-high four hits May 22 at Gwinnett...batted .317 in 20 games in May...then hit .279 in 20 games for the Redbirds in June but walked 21 times for a .456 on-base percentage...added two doubles, a triple and four home runs for a .515 slugging percentage and had a .970 OPS...ranked fourth in the International League in walks in June and fifth in on-base percentage...equaled his minor league career highs in walks (3) and stolen bases (2) on June 2 at Charlotte...had his reaching base streak snapped with an 0-for-4 performance on June 26 at Indianapolis but was selected by St. Louis the next day...was batting .271 with nine home runs, 27 RBI and an .827 OPS in 58 games at the time of his promotion...made his Major League debut June 27 against Miami as a ninth inning defensive replacement in left field...pinch ran the next day before getting his first start on June 29 against the Marlins...went 1-for-4 in a start at designated hitter and singled off Sandy Alcantara in the bottom of the ninth for his ML first hit...drove in the first run of his career on July 4 at Atlanta on a fourth inning sacrifice fly...then hit his first big league home run in his next at bat in the sixth inning, a solo shot off Jesse Chavez...was 3-for-17 (.176) in nine games when he was optioned back to Memphis on July 9...went 8-for-57 (.140) with no extra base hits and no RBI over his first 16 games following his return...singled in the fourth inning on July 15 at Nashville for his 500th career hit as a minor leaguer...was brought back to St. Louis on July 25 as a substitute player but did not appear in a game before he was sent back to Memphis on July 28...had an 0-for-23 streak from Aug. 4 to 13...then went 3-for-4 and scored a minor league career high four runs Aug. 14 against Indianapolis...drove in a season-high four runs Aug. 24 against Charlotte...had a minor league season-high 10-game hitting streak from Sept. 1 to 16...went 14-for-37 (.378) with seven walks (.477 on-base percentage) during the streak, which included four games with Memphis and six with Las Vegas...his double on Sept. 4 at Nashville was the 100th of his minor league career...was designated for assignment on Sept. 7 and claimed off waivers by the A's on Sept. 9 and assigned to Las Vegas...went 9-for-28 (.321) in seven games with the Aviators before he was recalled by Oakland on Sept. 20...hit safely in each of his first five games with the A's, going 9-for-18 (.500) with two home runs and seven RBI...then went 4-for-17 (.235) with two RBI over his final eight contests...was 3-for-5 with a triple, home run and four RBI Sept. 24 against New York (NL), logging career highs in hits and RBI...homed again the next day against the Mets and drove in three runs...stole the first base of his career in the final game of the season on Oct. 5 vs. Los Angeles (AL).

## CAREER

**2021**—Ranked among the Cardinals minor league leaders in games (t-4th, 117), at bats (369, 10th), triples (4, t-5th), home runs (14, t-8th), walks (43, t-9th) and total bases (162, t-9th)...tied for ninth in the Triple-A East in triples (4)...appeared defensively in 41 games in right field, 35 in center field and 34 in left field...struck out 81 times against 43 walks...played 114 of 117 games at Triple-A in Memphis...also played three games in Double-A Springfield in mid-May...hit .296/.414/.519 with five home runs, 15 RBI, 17 walks and a .933 OPS in 26 games in the month of July...his 17 walks in July were more than twice as many during any other month of the season and tied for fifth-most in the Triple-A East...hit cleanup in 29 games, his most of any position in the lineup, batting .336/.381/.654 with a 1.036 OPS...batted .346 on the first pitch of his at-bats.

**2020**—Was not part of the Cardinals 60-man player pool...hit .200 with a home run and six RBI in 27 games for Team Texas of the independent Constellation Energy League, managed by Roger and Koby Clemens...the CEL was a four-team independent league created due to the COVID protocols.

**2019**—Spent most of the season at Double-A Springfield where he hit .232 in 98 games...also went 13-for-30 (.433) in eight games with Triple-A Memphis...combined to hit .257 with 14 home runs and 51 RBI in 117 games overall...played for Glendale in the Arizona Fall League following the season and hit .266 with three doubles, three home runs and nine RBI.

**2018**—Began the year at Single-A Lynchburg and was batting .261 in 89 games when he was traded to the Cardinals organization on July 31 with outfielder Jhon Torres for outfielder Oscar Mercado...hit .248 in 29 games with Single-A Palm Beach and combined for a .257 average with seven home runs and 63 RBI in 118 games overall...was named to the Carolina League Midseason All-Star team and went 2-for-4 with an RBI as the starting left fielder for the North Squad.

**2017**—Spent the entire season at Single-A Lake County and hit .246 with 22 home runs and 61 RBI in 119 games...the home runs were a career high and ranked third in the Midwest League...also tied for fourth in the ML in extra base hits (51) and ranked fifth in slugging (.478)...had a career-high 11 outfield assists, which ranked sixth in the ML...was named ML Player of the Week for the weeks of May 29-June 4 and Aug. 7-13.

**2016**—Made his professional debut with the Indians affiliate in the Arizona Rookie League and hit .210 with 13 RBI in 35 games.

### PERSONAL/MISCELLANEOUS

Michael Conner Capel...graduated from Seven Lakes HS (Katy, Tex.) where he batted .456 with 27 doubles and 23 stolen bases as a senior...signed his college letter of intent to play at the University of Texas at Austin before he was selected by Cleveland in the fifth round in 2016...is the godson of Roger Clemens...his father, Mike Capel, was a right-handed pitcher and teammate of Clemens at the University of Texas...his father pitched in a combined 49 games in the Majors for the Cubs (1988), Brewers (1990) and Astros (1991)...posted a 3-4 record with a 4.62 ERA and three saves in his career.

### LIFETIME PLAYING RECORD

Year	Club	AVG.	G	AB	R	H	2B	3B	HR	RBI	SH	SF	HP	BB	SO	SB	CS	OBP	SLG	E
2016	AZL Indians	.210	35	138	22	29	5	3	0	13	1	2	1	11	20	10	3	.270	.290	4
2017	Lake County	.246	119	439	73	108	22	7	22	61	2	4	4	43	108	15	10	.316	.478	3
2018	Lynchburg	.261	89	322	47	84	17	3	6	44	3	7	2	49	72	15	10	.355	.388	8
	Palm Beach	.248	29	117	11	29	6	1	1	19	1	0	1	7	30	0	1	.296	.342	0
2019	Memphis	.433	8	30	5	13	5	0	2	7	0	0	0	1	6	1	0	.452	.800	0
	Springfield	.232	98	341	39	79	12	1	9	40	0	2	2	23	84	9	4	.283	.352	3
2020	Texas (Ind.)	.200	27	85	9	17	3	1	1	6	0	0	0	8	25	3	1	.284	.294	—
2021	Springfield	.167	3	12	0	2	0	0	0	0	0	0	0	2	0	0	0	.167	.167	1
	Memphis	.261	114	357	55	93	17	4	14	51	0	4	3	43	79	6	4	.342	.448	3
2022	Memphis	.258	87	325	52	84	18	3	10	38	0	0	2	50	62	19	8	.361	.425	4
	ST. LOUIS	.176	9	17	1	3	0	0	1	2	0	1	0	1	2	0	0	.211	.353	0
	Las Vegas	.321	7	28	4	9	2	0	0	4	0	0	1	3	8	2	1	.406	.393	0
	OAKLAND	.371	13	35	6	13	0	1	2	9	0	1	0	4	8	1	1	.425	.600	0
<b>Major League Totals</b>		<b>.308</b>	<b>22</b>	<b>52</b>	<b>7</b>	<b>16</b>	<b>0</b>	<b>1</b>	<b>3</b>	<b>11</b>	<b>0</b>	<b>2</b>	<b>0</b>	<b>5</b>	<b>10</b>	<b>1</b>	<b>1</b>	<b>.356</b>	<b>.519</b>	<b>0</b>
<b>Minor League Totals</b>		<b>.251</b>	<b>589</b>	<b>2109</b>	<b>308</b>	<b>530</b>	<b>104</b>	<b>22</b>	<b>64</b>	<b>277</b>	<b>7</b>	<b>19</b>	<b>16</b>	<b>230</b>	<b>471</b>	<b>77</b>	<b>41</b>	<b>.327</b>	<b>.413</b>	<b>26</b>

### CAREER TRANSACTIONS

**2016** — Selected by the Cleveland Indians organization in the 5th round of the First-Year Player Draft. **2018** — Traded to the St. Louis Cardinals with outfielder Jhon Torres for outfielder Oscar Mercado, July 31. **2022** — Claimed off waivers by the Oakland Athletics, September 9.

## CAPEL'S CAREER BESTS

**Hits:** 3, September 24, 2022 vs. New York (NL)

**Home Runs:** 1 (three times), last: September 25, 2022 vs. New York (NL)

**Runs Batted In:** 4, September 24, 2022 vs. New York (NL)

**Stolen Bases:** 1, October 5, 2022 vs. Los Angeles (AL)

**Hitting Streak:** 5, September 20 to 25, 2022

**Hitless Streak (At Bats):** 7, July 5 to September 20, 2022

**Game Ending RBI:** None

**Grand Slams:** None

**Pinch-Hit Home Runs:** None

**Inside-The-Park Home Runs:** None

**Lead Off Home Runs:** None

## OUTFIELDER

Height/Weight: 6-5 / 225

Bats/Throws: Right / Right

Birthdate: May 1, 2000

Opening Day Age: 22

Birthplace/Resides: Toronto, Canada / Pickering, Canada

Major League Service: None

Obtained: Selected in the 4th round of the 2021 First-Year Player Draft

Contract Status: First year of a one-year contract through 2023

 [Updated Stats](#)

## NON-ROSTER INVITEE

## CAREER HIGHLIGHTS

Was the A's fourth round selection in the 2021 First-Year Player Draft and is a .251 hitter with 16 home runs, 48 RBI and 31 stolen bases in 100 games in two professional seasons...has 59 walks to fuel a .367 on-base percentage...has started 81 games in center field, nine in right field and two in left field...selected to play in the Futures Game in 2022...hit inside-the-park home runs in back-to-back games on Aug. 2 and 3, 2022...was named an A's Organizational All-Star by MiLB.com following the 2022 season...was listed as the A's ninth-best prospect by MiLB.com following the 2021 season...played for Mesa in the Arizona Fall League in 2022.

## 2022 HIGHLIGHTS

- Split his first full professional season between Single-A Stockton and High-A Lansing and batted a combined .248 with 15 home runs, 47 RBI and a .834 OPS in 93 games.
- Was successful in 30-of-33 (90.9%) stolen base attempts.
- Was selected to play in the Futures Game and earned A's Organizational All-Star honors from MiLB.com.
- Ranked second in the A's farm system in stolen bases, third in OPS, fourth in slugging percentage (.469) and extra base hits (42), tied for fourth in walks (56), tied for fifth in runs (67) and triples (4), tied for sixth in doubles (23), ninth in on-base percentage (.365) and tied for ninth in home runs.
- Batted .260 (69-for-265) with a .872 OPS against right-handed pitchers compared to .205 (16-for-78) with a .707 OPS against left-handers.
- His average slipped to .247 with runners in scoring position.
- Hit 12 of his 15 home runs in his home ballparks for a .552 slugging percentage...slugged .362 on the road.
- Batted .310 over innings 1-3, .212 from the fourth inning on.
- Was 9-for-17 (.529) with two doubles, three home runs and six RBI when putting the first pitch in play and 11-for-15 (.733) with a double, four home runs and nine RBI on a 1-0 count.
- Started 78 games in center field, nine in right field and four at designated hitter...committed two errors, both as a center fielder, and had a .992 fielding percentage...had two assists.
- Made starts at every spot in the order except ninth...saw his most action with 31 games batting first and hit .301 with a .404 on-base percentage, six home runs, 20 RBI and 14 stolen bases in those games.
- **DAY-BY-DAY:** Went 3-for-20 (.150) with a walk over his first five games...then reached base safely in 40 consecutive games from April 14 to June 18 and batted .300 with a .434 on-base percentage...began the streak by hitting safely in a season-best seven consecutive games from April 14-21 (14-for-30, .467)...was named California League Player of the Week for the week of April 11-17 after going 10-for-28 (.357) with 10 runs, three home runs and eight RBI in six games against Modesto...went 7-for-10 with eight runs, three home runs and seven RBI on the 14th and 15th...scored a career high four runs in back-to-back games on the 14th and 15th, had a career-high four hits on the 14th and a career-high two home runs and a career-high four RBI on the 15th...had his first career two-steal game April 19 at Inland Empire (also Aug. 16 and 21 against Great Lakes and Sept. 4 at South Bend)...drew a career-high three walks April 20 at Inland Empire...batted .325 with a .994 OPS and nine stolen bases in



20 games in April...then went 4-for-24 (.167) over his first six games in May...struck out a career-high four times May 3 against San Jose...was hit by a pitch six times over a 12-game stretch from May 10 to June 7...went 10-for-25 (.400) from May 10 to 19...did not play from May 20 to June 2 ...had a 4-for-32 (.125) stretch from June 7 to 19 but walked 10 times over that span for a .356 on-base percentage...drew a career-high three walks June 9 against Rancho Cucamonga...was batting .295 with seven home runs, 26 RBI and 14 stolen bases in 42 games with Stockton when he was promoted to Lansing on June 13...batted .209 with eight home runs, 21 RBI and 16 stolen bases in 51 games with the Lugnuts...hit .250 over his first 14 games before playing for the American League squad in the All-Star Futures Game on July 16...went 0-for-1 with a walk and a strikeout as a defensive replacement in right field...then batted .193 over his final 37 games with Lansing...was 0-for-5 with a career-high four strikeouts July 26 at Great Lakes...hit inside-the-park home runs in back-to-back games on Aug. 2 and 3 against West Michigan...was on the Covid-19 list from Aug. 25 to 29...went 4-for-32 (.125) in 10 games following his return...then hit .275 with a home run and four RBI in 12 games with Mesa in the Arizona Fall League following the season.

## CAREER

**2021**—Made his professional debut with the A's affiliate in the Arizona Complex League and went 6-for-19 (.316) with two doubles, a home run and RBI in seven games before he was placed on the Covid-19 injured list Aug. 24...missed the remainder of the season...added three walks for a .409 on-base percentage and had a .988 OPS...reached base safely in all seven games...started three games in center field, two in left field and one at designated hitter...went 1-for-2 with a double in his debut against the Rockies on Aug. 13...hit his first home run Aug. 19 at the Rockies...stole his first base in the first game of an Aug. 21 doubleheader at the Cubs...was rated as the A's ninth-best prospect by MilB.com following the season.

## PERSONAL/MISCELLANEOUS


Denzel Leslie Clarke was originally signed by A's scout Dillon Tung...attended Cal State Northridge...hit .298 with 16 home runs and 53 RBI over three collegiate seasons...was named Big West Conference Tri-Defensive Player of the Year in 2021.

### LIFETIME PLAYING RECORD

Year	Club	AVG.	G	AB	R	H	2B	3B	HR	RBI	SH	SF	HP	BB	SO	SB	CS	OBP	SLG	E
2021	ACL A's	.316	7	19	2	6	2	0	1	1	0	0	0	3	6	1	2	.409	.579	0
2022	Stockton	.295	42	156	37	46	14	2	7	26	0	2	7	28	56	14	2	.420	.545	1
	Lansing	.209	51	187	30	39	9	2	8	21	0	1	2	28	79	16	1	.317	.406	1
<b>Minor League Totals</b>		<b>.251</b>	<b>100</b>	<b>362</b>	<b>69</b>	<b>91</b>	<b>25</b>	<b>4</b>	<b>16</b>	<b>48</b>	<b>0</b>	<b>3</b>	<b>9</b>	<b>59</b>	<b>141</b>	<b>31</b>	<b>5</b>	<b>.367</b>	<b>.475</b>	<b>2</b>

### CAREER TRANSACTIONS

**2021** — Selected by the Oakland Athletics organization in the 4th round of the First-Year Player Draft.

**INFIELDER****Height/Weight:** 6-0 / 185**Bats/Throws:** Right / Right**Birthdate:** March 22, 1996**Opening Day Age:** 27**Birthplace/Resides:** Rochester, New York / Wilmington, New York**Major League Service:** 1 year, 87 days**Obtained:** Claimed off waivers from Cleveland, September 23, 2022**Contract Status:** First year of a one-year contract through 2023[@Ernieclem](#)[Ernieclem](#)[Updated Stats](#)**NON-ROSTER INVITEE****CAREER HIGHLIGHTS**

Has spent parts of the last two seasons in the majors and is a .204 hitter with three home runs and 15 RBI in 100 games with Cleveland (2021-22) and Oakland (2022)...was originally selected by the Indians in the fourth round of the 2017 First-Year Player Draft and was claimed off waivers by the A's on Sept. 23, 2022...has a .273 average, eight home runs and 101 RBI in 304 games over five seasons in the minors...has appeared in 224 games at shortstop, 38 at second base, 20 at third base and five in left field as a minor leaguer...his big league experience includes 46 games at third base, 37 at second base, 14 in left field, five at first base and two at shortstop...has also pitched twice in the majors...played for Mesa in the Arizona Fall League following the 2019 season.

**2022 HIGHLIGHTS**

- Was on the Opening Day roster for Cleveland and batted .200 with three doubles and six RBI in 63 games over two stints with the Guardians...also went 1-for-18 (.056) in six games with the A's and batted a combined .184 with four doubles, six RBI and a .452 OPS in 69 games in the majors.
- Hit .196 (15-for-78) with a .450 OPS against left-handed pitchers compared to .176 (15-for-85) with a .453 OPS against right-handers.
- Batted .186 with runners in scoring position.
- Had a .211 batting average and .506 OPS in 53 games before the All-Star Break...then hit .086 with a .249 OPS in 16 games after the break.
- Started 20 games at third base, 10 at second base, eight in left field and one each at first base and shortstop...committed three errors as a second baseman (.936 fielding percentage) and one as a third baseman (.986).
- Also pitched twice, both times with Cleveland, allowing four runs on six hits in 2.0 innings.
- Was 1-for-6 (.167) with two strikeouts as a pinch hitter.
- Made his most starts in the batting order from the seven spot (21)...started in every spot from sixth through ninth and also made one start batting second.
- Spent the balance of the season with Triple-A Columbus where he hit .238 with four home runs, 17 RBI and a .729 OPS in 21 games.
- Struck out just eight times in 80 at bats and averaged 10.88 plate appearances per strikeout.
- Hit .400 (6-for-15) with a 1.271 OPS against left-handed pitchers, .200 (13-for-65) with a .600 OPS against right-handers.
- Batted .159 with the bases empty, .333 with all four of his home runs with runners on...had a .360 batting average with runners in scoring position.
- Hit .324 with a .937 OPS at home, .174 with a .572 OPS on the road.
- Made nine starts at second base, seven at third base and five at shortstop...committed two errors at third (.909 fielding percentage) and one at second (.968).
- Batted first, fifth, sixth and seventh in the order.
- **DAY-BY-DAY:** Was on the Opening Day roster for Cleveland and hit safely in each of his first three games (4-for-8, .500), giving him a career-high five-game hitting streak dating back to Sept. 21, 2021...had two hits April 10 at Kansas City, his first of five two-hit games...went 0-for-3 with three strikeouts on April 13 at Cincinnati, his second career three-strikeout game

(also Aug. 18, 2021 at Minnesota)...had a career-high 0-for-17 streak from April 21 to 29... finished April with a .182 batting average in 15 games but then hit .308 in 14 games in May... doubled on May 4 against San Diego but followed that with a 37-game streak without an extra base hit from May 7-Oct. 2...that was the third longest such streak in the majors in 2022... matched his career high with an 0-for-17 streak from June 19 to July 3...made his professional debut as a pitcher on June 27 in an 11-1 loss to Minnesota (1.0 ip, 4 h, 2 r, 2 er, 1 wp)... took to the mound again on July 2 in a 13-4 loss to New York-AL (1.0 ip, 2 h, 2 r, 2 er, 2 hr)... surrendered back-to-back home runs against the Yankees (Carpenter, Trevino)...went 4-for-36 (.111) in the month of June...had a career-high tying five-game hitting streak from July 5-12 (6-for-14, .429) and hit .243 in July...was batting .203 with three doubles and six RBI in 58 games when he was optioned to Triple-A Columbus on Aug. 2...went 6-for-32 (.188) with two RBI over his first nine games through Aug. 13...then hit .271 with four home runs and 15 RBI over his next 12 contests and was batting .237 in 21 games overall with the Clippers when he returned to Cleveland on Sept. 1...went 0-for-2 in five games in September and was designated for assignment on Sept. 20...was claimed off waivers by Oakland on Sept. 23 and went 0-for-9 over his first three games...doubled on Oct. 3 against Los Angeles (AL) for his only hit with the A's, snapping a career-high tying 0-for-17 streak overall...went 1-for-18 (.056) in his six games with Oakland.

## CAREER

**2021**—Enjoyed three stints with Cleveland, his first taste of the Major Leagues in his fifth professional season...was with the club on May 30th (27th player for a doubleheader), June 13 to Aug. 25 and again from Sept. 15-23...was placed on the COVID IL, Aug. 26 to Sept. 6, with a non-COVID illness and rehabbed at Double-A Akron, Sept. 4-5...made his ML debut on June 13 vs. Seattle... collected his first hit on June 15 vs. Baltimore, a fourth inning single off Matt Harvey...hit his first two home runs, Aug. 13 at Detroit, the first of which came off Tyler Alexander...it was also his first career multi-homer game as a professional...over his last 14 games with Cleveland, he batted .277 with seven runs, five extra base hits and five RBI...positionally with Cleveland he appeared in 22 games at second (22 starts), 16 games at third (13 starts), two games in left field and one start at shortstop...hit .421 when swinging at the first pitch...around his three stints in Cleveland he appeared in 33 games for Triple-A Columbus, batting .250 with 12 doubles, a triple, home run 10 RBI and 11 runs...missed two weeks in mid-May (hamstring)...started 12 games at third base, seven at second base, six at shortstop and five in left field.

**2020**—Spent the year at the club's Alternate Training Site in Lake County...was a member of the 12-player Taxi Squad in September...added to the 40-man roster on Nov. 20...batted .280 in Major League spring training camp as an invitee (15 games, four RBI, no strikeouts).

**2019**—Spent most of the season at Double-A Akron, appearing in 98 games...finished the season in Columbus, appearing in three regular season games and all eight postseason games for the International League champs (.281, 9-for-32, three runs, two RBI)...was on the 7-day injured list at Akron from April 18 to May 8 with a right adductor strain...appeared in 90 games at shortstop and three at second base for Akron...combined on the year, he hit .315 against left-handed pitching...after the season, played all around the diamond in the Arizona Fall League, batting .261 with a double, three RBI and four runs in 13 games for Mesa.

## COLISEUM FIRSTS

Game: April 17, 1968  
 Final Score: Baltimore 4, Oakland 1  
 Winning Pitcher: Dave McNally  
 Losing Pitcher: Lew Krausse  
 Attendance: 47,233  
 First Victory: April 18, 1968  
 Final Score: Oakland 4, Baltimore 3  
 Winning Pitcher: Paul Lindblad  
 Losing Pitcher: Gene Brabender

Batter: Curt Blefary, Baltimore (walked by Lew Krausse)  
 A's Batter: Bert Campaneris (popped out to second baseman Davey Johnson)  
 Hit: Boog Powell (Home run off Lew Krausse, 2nd inning, Apr. 17)  
 A's Hit: Rick Monday (Home run off Dave McNally, 6th inning, Apr. 17)  
 Run: Boog Powell (Home run off Lew Krausse, 2nd inning, Apr. 17)

A's Run: Rick Monday (Home run off Dave McNally, 6th inning, Apr. 17)  
 Error: Bert Campaneris, SS (ball hit by Frank Robinson, 4th inning, Apr. 17)  
 Pinch Hit: Tony La Russa (single off Dave McNally, 9th inning, Apr. 17)  
 Relief Pitcher: Diego Segui (relieved Lew Krausse in 6th inning, Apr. 17)

**2018**—Split his first full professional season between Single-A Lake County, Single-A Lynchburg and Double-A Akron, hitting a combined .289 with 26 doubles, two triples, two home runs and 33 RBI in 102 games (.358 on-base pct.)...struck out only 35 times in 471 plate appearances and drew 41 walks...was voted as having the Best Strike-Zone Discipline in Cleveland Farm System by *Baseball America* following the season...appeared at shortstop in all 97 games in the field...was on the 7-day DL in May (left knee strain) and July (left groin strain).

**2017**—Appeared in 21 games at shortstop and 17 games at second base for Mahoning Valley after signing his first professional contract on June 22.

## PERSONAL/MISCELLANEOUS

Ernie James Clement...attended the University of Virginia, earning third-team All-ACC honors in 2016 and 2017...was named Cape Cod League MVP for Harwich in 2016.

### LIFETIME PLAYING RECORD

Year	Club	AVG.	G	AB	R	H	2B	3B	HR	RBI	SH	SF	HP	BB	SO	SB	CS	OBP	SLG	E
2017	Mahoning Valley	.280	45	175	32	49	9	1	0	13	3	0	3	6	12	6	2	.315	.343	6
2018	Lake County	.267	54	221	34	59	14	1	1	15	1	1	1	23	21	11	6	.337	.353	14
	Lynchburg	.346	33	133	29	46	7	0	1	13	3	1	4	15	7	5	3	.425	.421	2
2019	Akron	.246	15	65	9	16	5	1	0	5	0	0	0	3	7	2	1	.279	.354	1
	Columbus	.261	98	394	46	103	15	3	1	24	4	6	7	26	33	16	10	.314	.322	22
2020	Columbus	.545	3	11	3	6	1	0	0	4	0	0	0	2	1	1	0	.615	.636	0
	(Minor League Season Canceled — Did Not Play)																			
2021	Columbus	.250	33	124	11	31	12	1	1	10	2	3	0	9	22	2	1	.294	.387	7
	CLEVELAND	.231	40	121	16	28	4	0	3	9	3	0	2	7	19	0	1	.285	.339	2
	Akron	.143	2	7	0	1	1	0	0	0	0	0	0	0	3	0	0	.143	.286	0
2022	Columbus	.238	21	80	13	19	2	1	4	17	1	0	0	6	8	0	0	.291	.438	3
	CLEVELAND	.200	64	145	18	29	3	0	0	6	2	1	2	11	24	0	1	.264	.221	4
	OAKLAND	.056	6	18	1	1	1	0	0	0	0	0	0	0	2	0	0	.056	.111	0
Major League Totals		.204	110	284	35	58	8	0	3	15	5	1	4	18	45	0	2	.261	.264	6
Minor League Totals		.273	304	1210	177	330	66	8	8	101	14	11	15	90	114	43	23	.328	.360	55

### LIFETIME PITCHING RECORD

Year	Club	W	L	ERA	G	GS	CG	SHO	SV	IP	H	R	ER	HR	HB	BB	IBB	SO	WP	BK
2022	CLEVELAND	0	0	18.00	2	0	0	0	0	2.0	6	4	4	2	0	0	0	0	1	0

### CAREER TRANSACTIONS

**2017** — Selected by the Cleveland Indians organization in the 4th round of the First-Year Player Draft. **2021** — On the injured list, August 26 to September 5; included rehabilitation assignment to Akron, September 4 to 5. **2022** — Claimed off waivers by the Oakland Athletics, September 23.

### CLEMENT'S CAREER BESTS

Hits: 3, August 6, 2021 vs. Detroit  
 Home Runs: 2, August 13, 2021 at Detroit  
 Runs Batted In: 3, July 21, 2021 at Houston  
 Stolen Bases: None  
 Hitting Streak: 5 (twice), last: July 5 to 12, 2022  
 Hitless Streak (At Bats): 17 (three times), July 31 to October 3, 2022  
 Game Ending RBI: None  
 Grand Slams: None  
 Pinch-Hit Home Runs: None  
 Inside-The-Park Home Runs: None  
 Lead Off Home Runs: None

**INFIELDER****Height/Weight:** 6-5 / 255**Bats/Throws:** Right / Right**Birthdate:** February 17, 1993**Opening Day Age:** 30**Birthplace/Resides:** Placentia, California / Scottsdale, Arizona**Major League Service:** 133 days**Obtained:** Signed to a minor league contract, November 3, 2022**Contract Status:** First year of a one-year contract through 2023
[@kevin\\_cron24](#)
[kcron24](#)
[Updated Stats](#)
**NON-ROSTER INVITEE****CAREER HIGHLIGHTS**

Made his Major League debut with Arizona in 2019 and hit .171 with six home runs and 16 RBI in 47 games in two seasons with the Diamondbacks...has spent the last two seasons in Asia, playing for Hiroshima in Japan in 2021 and SSG in Korea in 2022...has a .280 average, 151 home runs and 525 RBI in 644 games in six seasons in the minors, all with the Arizona organization...made his Major League debut May 24, 2019 and his father, Chris, as manager of Triple-A Reno, delivered the news of his promotion and joined him in San Francisco for his debut...led all of the minor leagues in home runs (39), slugging (.777) and OPS (1.223) in 2019...was named Southern League Player of the Year and D-backs Minor League Player of the Year in 2017...was named to the Pacific Coast League Postseason All-Star team in 2018 and 2019 and the Southern League Postseason All-Star team in 2017...played for Salt River in the Arizona Fall League in 2016.

**2022 HIGHLIGHTS**

- Played for the SSG Landers in his first season in Korea and hit .222 with 11 home runs, 35 RBI and a .675 OPS in 67 games.
- Walked just nine times for a .255 on-base percentage...struck out 68 times for an average of 3.8 plate appearances per strikeout.
- Appeared in a team-leading 63 games at first base and made three errors for a .995 fielding percentage.
- The Landers finished first in the Korean Baseball Organization in the regular season and then went on to defeat the Kiwoom Heroes 4 games to 2 for the KBO Championship.

**CAREER**

**2021**—Played for Hiroshima in Japan and batted .231 with six home runs and 16 RBI in 42 games...walked six times and had 47 strikeouts...played in 36 games at first base...also played for the Carp minor league affiliate in the Japanese Western League and batted 245 with nine home runs and 18 RBI in 53 games.

**2020**—Was assigned to the Diamondbacks alternate site and went 0-for-17 with a walk and seven strikeouts in eight games over two stints with Arizona...was recalled for the first time on July 23 and went 0-for-4 with a walk in two games before he was sent back to the alternate site July 29...joined the Diamondbacks a second time on Aug. 17 and was 0-for-13 in six games when he was optioned Aug. 26...now has a 21-at bat hitless streak dating back to his last hit on Sept. 25, 2019...started five games, all at designated hitter...also appeared in one game at first base.

**2019**—Hit .211 with a .521 slugging percentage, four doubles, six home runs and 16 RBI in 39 games in four stints with Arizona in his Major League debut...10 of his 15 hits went for extra bases...led all of Minor League Baseball with 39 home runs, a .777 slugging pct. and 1.223 OPS...was honored with Minor League Baseball's Joe Bauman Home Run Award and was selected as a Triple-A Home Run Derby participant (did not play)...was named to the Pacific Coast League Midseason and Postseason All-Star teams...his Minor League home run total tied for the most all-time by a D-backs farmhand (also: Alex Cabrera in 2000) and were the most by a Minor Leaguer since Dylan Cozens (40) for Double-A Reading in 2016...in 82 games at Triple-A Reno, he hit .331

with a .449 on-base percentage, .777 slugging percentage, 20 doubles, 38 homers and 105 RBI...his father, Chris, was the manager at Triple-A Reno and told his son about his promotion on May 23, 2019...made his debut the following night at San Francisco with his dad in attendance...each of his first six career hits went for extra bases (four doubles and two home runs), which was one shy of the ML record by Rowdy Tellez (TOR, 2018) and Aaron Altherr (PHI, 2015)...hit his first ML home run on June 7, 2019 at Toronto...coincidentally, his brother, C.J., also hit his first roundtripper in Toronto on May 10, 2014 as a member of the Angels...their father, Chris, collected his only two ML hits at Toronto on Sept. 30, 1991 with California.

**2018**—Was named a Pacific Coast League Postseason All-Star after batting .309 with a .368 on-base percentage, .554 slugging percentage, 28 doubles, 22 home runs and 97 RBI in 104 games for Triple-A Reno...ranked among the PCL leaders in RBI (2nd), slugging pct. (4th) and home runs (t-10th)...led D-backs Minor Leaguers in RBI and ranked second in home runs...slashed .402/.469/.598 with 11 doubles, 3 home runs and 26 RBI against left-handed pitching...named by *Baseball America* as the Best Power Hitter in Arizona's system.

**2017**—Named Southern League Most Valuable Player and D-back Minor League Player of the Year after hitting .283 with 35 doubles, 25 home runs and 91 RBI with Double-A Jackson...was named to the SL Midseason and Postseason All-Star teams...led the SL in home runs, RBI, extra-base hits (60) and total bases (256)...named by *Baseball America* as a Double-A All-Star and the SL Best Power Prospect...entered the season as the D-backs "Best Power Hitter".

**2016**—Batted .222 with 26 home runs and 88 RBI in 127 games for Double-A Mobile...led the Southern League in home runs, ranked second in slugging (.437), tied for second in RBI and fourth in extra base hits (47)...was named to the SL Midseason All-Star team...hit .188 with three home runs and 11 RBI in 20 games with Salt River in the Arizona Fall League...also participated in the Fall Stars Game.

**2015**—Played for Single-A Visalia in his first full professional season and hit .272 with 27 home runs and 97 RBI in 127 games...ranked third in the California League in RBI, tied for fourth in doubles (34) and extra base hits (61) and fifth in home runs.

**2014**—Combined to bat .291 with 12 home runs and 45 RBI in 64 games with rookie Missoula and Short-Season Hillsboro in his professional debut.

## PERSONAL/MISCELLANEOUS

Kevin Scott Cron...graduated from Mountain Pointe (Ahwatukee, Ariz.) High School in 2011...attended Texas Christian University from 2011-14...was named to the College World Series All-Tournament team and earned Second-Team All-Big 12 conference honors in 2014...his brother, C.J., plays for the Rockies...his dad, Chris, played 12 games in the majors with the Angels (1991) and White Sox (1992), and is currently the A's assistant hitting coach...his cousin, Chad Moeller, had an 11-year big league career from 2000-10.



## LIFETIME PLAYING RECORD

Year	Club	AVG.	G	AB	R	H	2B	3B	HR	RBI	SH	SF	HP	BB	SO	SB	CS	OBP	SLG	E
2014	Missoula	.295	33	132	31	39	10	0	6	28	0	1	7	10	16	0	0	.373	.508	3
	Hillsboro	.287	31	129	23	37	8	0	6	17	0	2	1	10	29	0	0	.338	.488	4
2015	Visalia	.272	127	518	71	141	34	0	27	97	0	6	6	28	131	0	0	.314	.494	9
2016	Mobile	.222	127	465	60	103	20	1	26	88	0	6	6	33	134	3	1	.278	.437	11
2017	Jackson	.283	138	515	76	146	35	0	25	91	0	9	8	56	134	1	0	.357	.497	11
2018	Reno	.309	104	392	57	121	28	1	22	97	0	6	4	36	100	1	0	.368	.554	9
2019	Reno	.331	82	305	81	101	20	1	38	105	0	2	6	61	77	1	2	.449	.777	6
	ARIZONA	.211	39	71	12	15	4	0	6	16	0	1	2	4	28	0	1	.269	.521	1
	AZL Diamondbacks	.200	2	5	1	1	0	0	1	2	0	0	0	0	2	0	0	.200	.800	0
2020	ARIZONA	.000	8	17	0	0	0	0	0	0	0	0	2	1	7	0	0	.150	.000	0
2021	Hiroshima (Japan)	.231	42	130	10	30	8	0	6	16	0	0	1	6	47	0	0	.270	.431	3
	Hiroshima (Minors)	.245	53	159	18	39	3	0	9	18	0	1	2	15	55	0	0	.316	.434	2
2022	SSG (Korea)	.222	67	243	21	54	13	1	11	35	0	4	3	9	68	0	0	.255	.420	3
<b>Major League Totals</b>		<b>.170</b>	<b>47</b>	<b>88</b>	<b>12</b>	<b>15</b>	<b>4</b>	<b>0</b>	<b>6</b>	<b>16</b>	<b>0</b>	<b>1</b>	<b>4</b>	<b>5</b>	<b>35</b>	<b>0</b>	<b>1</b>	<b>.245</b>	<b>.420</b>	<b>1</b>
<b>Minor League Totals</b>		<b>.280</b>	<b>644</b>	<b>2461</b>	<b>400</b>	<b>689</b>	<b>155</b>	<b>3</b>	<b>151</b>	<b>525</b>	<b>0</b>	<b>32</b>	<b>38</b>	<b>234</b>	<b>623</b>	<b>6</b>	<b>3</b>	<b>.348</b>	<b>.529</b>	<b>28</b>
<b>Japan Totals</b>		<b>.231</b>	<b>42</b>	<b>130</b>	<b>10</b>	<b>30</b>	<b>8</b>	<b>0</b>	<b>6</b>	<b>16</b>	<b>0</b>	<b>0</b>	<b>1</b>	<b>6</b>	<b>47</b>	<b>0</b>	<b>0</b>	<b>.270</b>	<b>.431</b>	<b>3</b>
<b>Korea Totals</b>		<b>.222</b>	<b>67</b>	<b>243</b>	<b>21</b>	<b>54</b>	<b>13</b>	<b>1</b>	<b>11</b>	<b>35</b>	<b>0</b>	<b>4</b>	<b>3</b>	<b>9</b>	<b>68</b>	<b>0</b>	<b>0</b>	<b>.255</b>	<b>.420</b>	<b>3</b>

## CAREER TRANSACTIONS

**2011** — Selected by the Seattle Mariners organization in the 3rd round of the First-Year Player Draft; did not sign. **2014** — Selected by the Arizona Diamondbacks organization in the 14th round of the First-Year Player Draft. **2019** — On the injured list, July 18 to 30; included rehabilitation assignment to AZL Diamondbacks, July 30. **2022** — Released, October 30. **2022** — Signed by the Oakland Athletics to a minor league contract, November 3

## CRON'S CAREER BESTS

Hits: 2, May 29, 2019 at Colorado

Home Runs: 1 (six times), last: September 17, 2019 vs. Miami

Runs Batted In: 4, July 17, 2019 at Texas

Stolen Bases: None

Hitting Streak: 4, June 7 to 11, 2019

Hitless Streak (At Bats): 21, September 25, 2019 to present

Game Ending RBI: None

Grand Slams: None

Pinch-Hit Home Runs: 2, September 17, 2019 vs. Miami (Caleb Smith); June 19, 2019 vs. Colorado (Wade Davis)

Inside-The-Park Home Runs: None

Lead Off Home Runs: None

## INFIELDER

Height/Weight: 6-3 / 210

Bats/Throws: Switch / Right

Birthdate: December 26, 1997

Opening Day Age: 25

Birthplace/Resides: Charlotte, North Carolina / Seneca, South Carolina

Major League Service: None

Obtained: Selected in the 1st round of the 2019 First-Year Player Draft

Contract Status: First year of a one-year contract through 2023

[@Logand\\_8](#) [Updated Stats](#)

## NON-ROSTER INVITEE

## CAREER HIGHLIGHTS

Was the A's 1st round pick and the 29th selection overall in the 2019 First-Year Player Draft and is a .233 hitter with 25 home runs and 116 RBI in 284 games in three seasons in the A's farm system...was rated as the A's number nine prospect by *Baseball America* following the 2019 season and number five after 2020...was drafted out of Clemson University where he was a two-time All-Atlantic Region selection, a two-time All-ACC selection and a three-time All-ACC Academic selection.

## 2022 HIGHLIGHTS

- Spent the entire year at Double-A Midland for the second consecutive season and batted .252 with 14 home runs, 56 RBI and a .743 OPS in 111 games.
- Had career highs in batting, slugging (.406), OPS (.743), runs (72), hits (107), home runs and RBI.
- Ranked third in the A's farm system in runs, seventh in hits and walks (53), eighth in total bases (172) and tied for ninth in RBI (56).
- Struck out 134 times, which tied for seventh most in the Texas League.
- Batted .260 (27-for-104) with an .839 OPS against left-handed pitchers, .250 (80-for-320) with a .711 OPS against right-handers.
- His averaged dropped to .206 with runners in scoring position but he was 4-for-11 (.364) with a double, two walks and eight RBI with the bases loaded.
- Hit .287 at home but connected for 10 of his 14 home runs on the road.
- Batted .434 when putting the first pitch in play but had a .122 average with two strikes.
- Started 85 games at shortstop, 20 at third base, five at designated hitter and one at second base...led TL shortstops in putouts (134) and double plays turned (57), ranked second in total chances (365), tied for second in games (86) and third in assists (216)...committed 15 errors as a shortstop (.959 fielding percentage) and six at third base (.887 fielding percentage)...his 21 total errors were second most in the TL.
- Started games at each of the first six spots in the order...saw his most action with 37 starts batting third and 33 hitting fifth.
- DAY-BY-DAY:** Went 3-for-5 with three RBI in his third game of the season, matching his career highs in hits and RBI...it was his first of 11 three-hit games in 2022 and his first of four three-RBI games...hit .328 with three home runs, 16 RBI and a .938 OPS in 14 games in April...went 0-for-5 with a career-high tying four strikeouts May 10 against Corpus Christi (also Aug. 11 at Tulsa and Aug. 28 at San Antonio)...was batting .308 with five home runs and 22 RBI over his first 25 games through May 15...then hit .157 over his next 27 contests through June 18...had a 0-for-20 streak from May 15 to 24...was on the Covid-19 list from June 21 to 29...finished June with a .164 batting average in 16 games but then hit .360 with a .959 OPS in 22 games in July...reached base safely in a season-high 22 consecutive games from July 8 to Aug. 7...batted .322 with a .402 on-base percentage over that span...homered in back-to-back games on July 9 and 10 at Corpus Christi, giving him 12 home runs over his first 61 games...would homer just twice over his final 50 contests...had a season-best eight-game hitting streak from July 27 to Aug. 4...went 15-for-35 (.429) with six runs scored, six RBI and five multiple hit games during the streak...singled in his first at bat on the 4th but then went 0 for his next 29

through Aug. 14...was 18-for-53 (.340) with 10 walks (.438 on-base percentage) over his final 17 games beginning Aug. 30.

## CAREER

**2021**—Spent his first full professional season at Double-A Midland and hit .212 with seven home runs and 48 RBI in 119 games...added 62 walks for a .307 on-base percentage...led the Texas League in games played, at bats (448), strikeouts (155) and reaching base on an error (11), ranked third in walks and eighth in doubles (22)...however, had the second lowest batting average, third lowest slugging percentage (.313) and OPS (.620) and fourth lowest on-base percentage among TL qualifiers...led the A's farm system in walks and ranked fifth in doubles...hit .239 with all seven of his home runs and a .699 OPS against right-handed pitchers compared to .119 with a .339 OPS against left-handers...had a .180 batting average with the bases empty but hit .252 with four of his seven home runs with runners on base...batted .251 at home, .173 with all seven of his home runs on the road...hit .199 over innings one through six and .242 in the seventh inning or later...started games at all four infield positions, including 70 at shortstop, 40 at third base, four at second base and one at first base...also went 4-for-13 (.308) in four starts at designated hitter...committed 14 errors as a shortstop (.956 fielding percentage) and two as a third baseman (.982)...also made one miscue at second base...hit in every spot in the order from second through sixth and saw his most action with 67 games batting third...finished May with a .159 batting average in 24 games but walked 14 times for a .282 on-base percentage...then hit .288 with a .370 on-base percentage in 26 games in June...began the month with a season-best nine-game hitting streak from June 1-10...went 14-for-36 (.389) with seven runs and six walks during the streak...also drove in 11 runs as he had an RBI in seven straight games from June 2-9...had his first career triple June 2, matched his career high with three hits the next day and then had his first two-double game on June 5, all against Corpus Christi...drew a career-high three walks June 9 at San Antonio...equaled his career high with three RBI on June 19 at Amarillo and July 9 at Corpus Christi...finished the month of July with a .188 batting average in 27 games but walked 16 times for a .299 on-base percentage...played for Mesa in the Arizona Fall League following the season and hit .274 with two home runs and 11 RBI in 20 games...added 15 walks for a .400 on-base percentage...was named to the AFL Rising Stars Game roster.

**2020**—Went 2-for-9 (.222) with two RBI in seven games during Spring Training as an extra player from the minor league camp...was added to the A's 60-man player pool on June 29 and spent the rest of the season at the A's alternate site...was rated as the A's number five prospect by *Baseball America* following the season.

**2019**—Made his professional debut with Vermont of the Short-Season Single-A New York-Penn League and hit .239 with four home runs and 12 RBI in 54 games...added 31 walks for a .345 on-base percentage...was successful in all five of his stolen base attempts...ranked fourth in the NYPL in runs scored (42) and ninth in walks...batted .310 with a .860 OPS over his final 29 contests...hit .248 with all four of his home runs and all 12 of his RBI against right-handed pitching compared to .200 against left-handers...however, had a .385 on-base percentage against lefties, .333 against righties...hit .283 with three of his four home runs with the bases empty, .169 with runners on...however, batted .270 with runners in scoring position...appeared exclusively at shortstop on defense where he made 50 starts...committed 12 errors for a .948 fielding percentage...also went 2-for-14 (.143) in four games at designated hitter...hit .304 with a .403 on-base percentage in 29 games batting first and .152 in 22 games hitting second...went 0-for-10 over his first three games before singling July 1 at Lowell for his first professional hit...stole second base in the first inning July 14 against Batavia, the first stolen base of his career...the second came five innings later...drove in the first run of his career July 24 at Hudson Valley...hit his first home run July 27 against Brooklyn...hit .301 with a .400 on-base percentage in 26 games in August...had his first career three-hit game Aug. 6 against Staten Island...then had back-to-back three-hit games on Aug. 14 and 15 against Brooklyn...had his first career three-RBI game in the latter contest...walked a season-high three times Aug. 16 against the Cyclones...was rated as the A's number nine prospect by *Baseball America* following the season.

## PERSONAL/MISCELLANEOUS

Logan Douglas Davidson was originally signed by A's scout William Avent...graduated from Providence High School where he was North Carolina Gatorade Player of the Year as a senior...graduated from Clemson University in three years...started every game at shortstop in three seasons with the Tigers, hitting .290 (211-for-728) with 171 runs, 45 doubles, two triples, 42 home runs and 142 RBI in 187 games...was a two-time All-Atlantic Region selection, a two-time All-ACC selection and a three-time All-ACC Academic selection...his father, Mark, played six seasons in the Majors with Minnesota (1986-88) and Houston (1989-91) and earned a World Series title with the Twins in 1987.

### LIFETIME PLAYING RECORD

Year	Club	AVG.	G	AB	R	H	2B	3B	HR	RBI	SH	SF	HP	BB	SO	SB	CS	OBP	SLG	E
2019	Vermont	.239	54	205	42	49	7	0	4	12	0	0	2	31	55	5	0	.345	.332	12
2020																				
2021	Midland	.212	119	448	53	95	22	1	7	48	1	3	1	62	155	4	3	.307	.313	17
2022	Midland	.252	111	424	72	107	21	1	14	56	0	4	3	53	134	4	1	.337	.406	21
<b>Minor League Totals</b>		<b>.233</b>	<b>284</b>	<b>1077</b>	<b>167</b>	<b>251</b>	<b>50</b>	<b>2</b>	<b>25</b>	<b>116</b>	<b>1</b>	<b>7</b>	<b>6</b>	<b>146</b>	<b>344</b>	<b>13</b>	<b>4</b>	<b>.326</b>	<b>.353</b>	<b>50</b>

### CAREER TRANSACTIONS

**2016** — Selected by the Philadelphia Phillies in the 30th round of the First-Year Player Draft; did not sign.  
**2019** — Selected by the Oakland Athletics in the 1st round (29th selection overall) of the First-Year Player Draft.

## JASSEEL DE LA CRUZ

74



### RIGHT-HANDED PITCHER

Height/Weight: 6-1 / 192

Bats/Throws: Right / Right

Birthdate: June 26, 1997

Opening Day Age: 25

Birthplace/Resides: Hato Mayor, Dominican Republic / Hato Mayor, Dominican Republic

Major League Service: 5 days

Obtained: Signed to a minor league contract, November 22, 2022

Contract Status: First year of a one-year contract through 2023

[Updated Stats](#)

### NON-ROSTER INVITEE

### CAREER HIGHLIGHTS

Was signed by the Atlanta Braves out of the Dominican Republic on June 1, 2015 and was 18-23 with a 4.39 ERA in 116 games, including 70 starts, in seven seasons in the Braves farm system... pitched in Short-Season league from 2015-17, was limited to 15 games due to injured in 2018, did not pitching the pandemic season of 2020 and missed nearly six weeks in 2022 due to a stint on the injured list...had a one day stint with Atlanta in 2020 but did not appear in a game...tossed a no-hitter on May 18, 2019 against Jupiter...was rated as the Braves 10th-best prospect by MiLB.com following the 2020 season.

### 2022 HIGHLIGHTS

- Combined for a 1-3 record, a 7.18 ERA and .868 opponents OPS in 20 games, including five starts, with three different teams in the Atlanta farm system in a season shortened by a six-week stay on the injured list.
- Started the year at Triple-A Gwinnett and was 0-2 with an 8.03 ERA in seven games, including four starts, when he was placed on the injured list May 30 with a strained right latissimus dorsi...went 0-1 with a 6.00 ERA in six games, one start, on a rehab assignment with the Braves Florida Complex League affiliate from July 9 to Aug. 6...was reinstated from the IL and finished the year by going 1-0 with a 6.75 ERA in seven relief appearances with Double-A Mississippi.
- Struck out 28 batters in 26.1 innings (9.57 strikeouts per nine innings) but also walked 12 (4.10 per nine innings).
- Allowed a .319 batting average, which broke down to .262 (17-for-65) against left-handed hitters and .328 (19-for-58) with all three of his home runs against right-handers.
- Opponents hit .410 with runners in scoring position.
- Was 0-2 with a 9.00 ERA in his five starts and 1-1 with a 6.23 ERA in 15 relief appearances.
- Tossed at least one inning in 18 of his 20 outings.
- **DAY-BY-DAY:** Tossed a season-high 4.0 innings and struck out a season-high three in his first start on April 9 at Memphis...allowed a season-high five runs (two earned) on a season-high seven hits in 2.2 innings of relief for the loss on April 21 at Jackson...also logged a season-high 53 pitches...then walked a season-high three in 0.2 innings in his next start on April 26 against Norfolk...his final three appearances with Gwinnett came in relief (4.0 ip, 5 h, 2 r, 2 er, 2 bb, 5 so)...was placed on the injured list May 30 with a strained right latissimus dorsi...began a rehab assignment with the Braves Florida Complex League club on July 9...matched his season high with three strikeouts in 1.1 innings on July 26 at the Twins...was reinstated from the IL on Aug. 7 and was transferred to Double-A Mississippi where he pitched exclusively in relief...did not allow a run in his first two outings (2.0 ip) but yielded at least one run in four of his final five (9.00 ERA)...was credited with his only win of the season on Sept. 2 against Tennessee (1.0 ip, 2 h, 1 r, 1 er, 1 so)...compiled a 7.04 ERA in eight relief appearances for Toros del Este in the Dominican Winter League following the season.

### CAREER

2021—Went 1-3 with a 7.03 ERA in 15 starts and five relief appearances for Triple-A Gwinnett.

**2020**—Recalled to the Major League roster for the first time in his career on Sept. 15...optioned the following day without appearing in a game...spent the balance of the season at the club's alternate training site...was rated as the Braves 10th-best prospect by MiLB.com following the season...made one relief appearance for Toros Del Este in the Dominican Winter League (2.0 ip, 1 h, 1 r, 1 bb).

**2019**—Pitched across three levels of the Braves system, combining to go 7-9 with a 3.25 ERA in 25 games, including 24 starts, between Single-A Rome, High-A Florida and Double-A Mississippi...ranked in the Top 10 among Atlanta farmhands in complete games (2, t-2nd), shutouts (1, t-2nd), strikeouts (121, t-4th), starts (24, t-5th) and innings (133.0, 5th)...threw the first no-hitter in Florida franchise history on May 18 vs. Jupiter...walked two and struck out four, needing just 89 pitches to complete 9.0 innings...was named Florida State League Player of the Week May 19... was added to the Braves 40-man roster on Nov. 19.

**2018**—Made his full-season debut and played the entire year with Single-A Rome...went 3-4 with a 4.83 ERA and 65 strikeouts in 69.0 innings in 15 games, including 13 starts...was limited by two trips to the disabled list, first from April 26 to June 12 (right shoulder strain) and again from Aug. 21 through the end of the season (right elbow strain).

**2017**—Split his season between the Braves affiliate in the Gulf Coast Rookie League and Danville and was a combined 2-3 with a 3.80 ERA in 11 games, including 10 starts...yielded just two home runs in 42.2 innings.

**2016**—Began the season with the Braves Dominican Summer League squad but was sent to the United States on July 7 and finished the year in the Gulf Coast Rookie League...combined with both clubs for a 4-0 record and a 2.18 ERA in 18 games, including three starts.

**2015**—Made his professional debut with the Braves affiliate in the Dominican Summer League and was 0-1 with a 7.11 ERA in seven relief appearances.

## PERSONAL/MISCELLANEOUS


Jasseel De La Cruz (Mota) was originally signed by Braves scout Matias Laureano Fortunato.

LIFETIME PITCHING RECORD																				
Year	Club	W	L	ERA	G	GS	CG	SHO	SV	IP	H	R	ER	HR	HB	BB	IBB	SO	WP	BK
2015	DSL Braves	0	1	7.11	7	0	0	0	0	6.1	6	8	5	0	2	8	0	6	2	0
2016	DSL Braves	2	0	3.42	12	3	0	0	0	26.1	23	11	10	1	1	14	0	20	3	0
	GCL Braves	2	0	0.00	6	0	0	0	0	15.0	4	0	0	0	3	1	0	12	1	0
2017	GCL Braves	2	1	1.89	4	4	0	0	0	19.0	13	4	4	1	1	7	0	17	1	0
	Danville	0	2	5.32	7	6	0	0	0	23.2	25	20	14	1	2	11	0	19	4	0
2018	Rome	3	4	4.83	15	13	0	0	0	69.0	65	40	37	6	5	34	0	65	9	0
2019	Rome	0	1	2.50	4	4	0	0	0	18.0	19	5	5	1	1	5	0	22	3	0
	Florida	3	1	1.93	4	4	2	1	0	28.0	12	6	6	0	1	7	0	26	2	0
	Mississippi	4	7	3.83	17	16	0	0	0	87.0	71	39	37	7	5	37	0	73	7	1
2020		(Minor League Season Canceled — Did Not Pitch)																		
2021	Gwinnett	1	3	7.03	20	15	0	0	0	56.1	63	45	44	8	2	33	0	55	5	5
2022	FCL Braves	0	1	6.00	6	1	0	0	0	6.0	6	6	4	2	1	3	0	12	0	0
	Mississippi	1	0	6.75	7	0	0	0	0	8.0	10	7	6	0	2	2	0	5	1	0
	Gwinnett	0	2	8.03	7	4	0	0	0	12.1	20	14	11	1	2	7	0	11	2	0
<b>Minor League Totals</b>		<b>18</b>	<b>23</b>	<b>4.39</b>	<b>116</b>	<b>70</b>	<b>2</b>	<b>1</b>	<b>0</b>	<b>375.0</b>	<b>337</b>	<b>205</b>	<b>183</b>	<b>28</b>	<b>28</b>	<b>169</b>	<b>0</b>	<b>343</b>	<b>40</b>	<b>6</b>

## CAREER TRANSACTIONS

**2015** — Signed by the Atlanta Braves organization as a non-drafted free agent, June 1. **2021** — Elected free agency (contract non-tender), November 30; re-signed by Atlanta to a minor league contract, December 1. **2022** — Elected free agency, November 10; signed by the Oakland Athletics to a minor league contract, November 22.





## INFIELDER

**Height/Weight:** 6-1 / 195

**Bats/Throws:** Right / Right

**Birthdate:** August 1, 1990

**Opening Day Age:** 32

**Birthplace/Resides:** Santa Clara, Cuba / West Palm Beach, Florida

**Major League Service:** 6 years, 100 days

**Obtained:** Signed as a free agent, December 13, 2022

**Contract Status:** First year of a two-year contract through 2024

[Updated Stats](#)

## CAREER HIGHLIGHTS

Is a .266 career hitter with 74 home runs, 269 RBI and a .763 OPS in 582 games in seven seasons in the majors with St. Louis (2016-17), Toronto (2018) and Houston (2019-22)...played in 320 games over his first three seasons with the Cardinals and Blue Jays, batting .275 with 42 home runs and 140 RBI, but played in just 262 games in four seasons with the Astros, hitting .255 with 32 home runs and 129 RBI...has played every position except pitcher, catcher and center field in his career...has appeared in 301 games at shortstop, 104 at third base, 72 at second base, 51 in left field, 46 at first base and two in right field in addition to 17 games at designated hitter...has played in 32 postseason games for Houston over the last four years...was named to the National League All-Star team in 2016 as a rookie with St. Louis...played for Villa Clara in Cuba's Serie Nacional from 2008-12.

## 2022 HIGHLIGHTS

- Batted .243 with 12 home runs, 38 RBI and a .690 OPS in 92 games in his seventh season in the majors, his fourth with the Astros.
- Started games at six different positions, including all four infield positions (18 at second base, 16 at shortstop, eight at third base, five at third base), left field (22) and designated hitter (7)...also appeared in one game in right field.
- His games played were his most since 2018 (130)...had the second lowest batting average, on-base percentage (.287), slugging percentage (.403) and OPS of his career.
- Batted .267 (24-for-90) with a .767 OPS against left-handed pitchers compared to .233 (50-for-215) with a .658 OPS against right-handers.
- His average improved to .288 with runners in scoring position...was 2-for-3 (.667) with the bases loaded and both of the hits were grand slams.
- Hit 11 of his 12 home runs at night and nine came at home...six came with runners on base and five put the Astros ahead.
- Batted .393 with three home runs in 10 games against Seattle and is a .349 career hitter against the Mariners with 16 doubles, nine home runs and 28 RBI in 40 games...the doubles, home runs and RBI are his most against any team.
- Had a .163 batting average in interleague play
- Was 3-for-9 (.333) as a pinch hitter and is a .400 (16-for-40) career hitter in the pinch with two home runs and four RBI.
- Started games at every spot in the order except first, eighth and ninth...made 25 starts batting seventh and 21 hitting sixth.
- Committed three errors, including two as a shortstop (.966 fielding percentage) and one in left field (.974).
- **DAY-BY-DAY:** Was on an Opening Day roster for the sixth time in his career (2017-22) but did not play in the opener...made each of his first six starts at six different positions (first base, third base, second base, designated hitter, left field and shortstop)...according to the Elias Sports Bureau, he became the only player to start at six different positions over his first six starts of a season in the Modern Era (since 1900)...played in the 500th game of his career on April 25 at Texas...finished April with a .160 batting average, one home run and three RBI in 16 games...then went 12-for-35 (.343) with a home run and seven RBI over his first 11 games in May...hit his first grand slam of the season and the third of his career on May 8 against

Detroit...the four RBI matched his career high...went 10-for-57 (.175) over a 20-game stretch from May 21 to July 4...then hit safely in a season-high seven consecutive games from July 5 to 12...was 11-for-28 (.393) with seven runs, four doubles, three home runs, six RBI and three walks over that stretch...had an extra base hit in each of the first five games of the streak...had back-to-back three-hit games on July 29 and 30 against Seattle and homered in each game... hit two home runs on the 29th for the third two-homer game of his career...also singled off Matt Brash in the fifth inning on the 29th for his 500th career hit...had his best month of the season in July, batting .311 with a 1.027 OPS, six of his 12 home runs and 11 RBI in 21 games... started August by going 11-for-36 (.306) with seven RBI over his first 10 games...connected for his second grand slam of the season and the fourth of his career on Aug. 9 against Texas... it was his second four-RBI game of the season and the seventh of his career...was hitting .252 with 10 home runs and 32 RBI in 78 games when he was placed on the injured list Aug. 17 with a strained left groin...was assigned to Sugar Land on a rehab assignment on Sept. 8 and went 2-for-12 (.167) with a home run and RBI in three games before he was reinstated on Sept. 13...was 6-for-18 (.333) with two home runs and six RBI in his first five games following his return but then went 4-for-33 (.121) over his final nine regular season contests...was 1-for-22 (.045) with a double in eight postseason games for Houston...made five starts (three in left field, two at designated hitter)...his lone hit came in the ALDS against Seattle when he went 1-for-7 in three games...was 0-for-7 in two games against New York in the ALCS and 0-for-8 with four strikeouts in three World Series games against Philadelphia...started Games 2 and 4 of the Fall Classic in left field.

## CAREER

**2021**—Hit .259 with 19 doubles, eight home runs, 45 RBI and a .721 OPS in 84 games...made 70 starts, appearing at seven different positions: third base (28 games), left field (11), first base (10), second base (9), shortstop (7), DH (4) and right field (1)...made his fifth career Opening Day roster, but did not start...snapped a streak of starting in four consecutive Opening Days (2017-20)...missed 41 games due to a fractured left hand from June 8-July 26...went 1-for-6 (.167) with a walk in eight postseason games.

**2020**—Missed half of the regular season due to a right groin strain, ultimately posting a .737 OPS in 17 games...played 10 games at second base, three at third base, two at first base and one in left field...made his fourth-career Opening Day roster...went 1-for-2 with a run scored in a start at designated hitter on Opening Day on July 24 vs. Seattle...suffered a right groin strain that day and was on the injured list from July 25-Aug. 28...went 6-for-17 (.353) with three runs, one home run, two RBI and one walk in eight postseason games...started four postseason games: ALDS Game 3 vs. Oakland and Games 1, 3, and 5 of the ALCS against Tampa Bay...recorded his first career postseason hit in Game 3 of the ALDS against Oakland, a two-run home run off Jesus Luzardo.

**2019**—Was limited to a career-low 57 games due to two stints on the IL in his first season with Houston...posted an .823 OPS, his highest since his 2016 rookie season...made 55 starts with the Astros, all over the diamond...started 18 games at first base, 16 at second base, 15 at third base, three in left field, two at shortstop and one at designated hitter...made his third-career Opening Day roster...started at shortstop on Opening Day on March 28 at Tampa Bay...hit his second-career grand slam on May 11 vs. Texas...served two IL stints: May 27-July 22 (left hamstring strain) and Aug. 18-27 (illness)...tied his career-high for RBI on April 7 against Oakland, going 2-for-4 with four RBI...hit a three-run homer in the first inning, his first hit as an Astro...started 12 games at second base in May following Jose Altuve's placement on the IL...hit .395 with three doubles, three homers, 11 RBI and a 1.027 OPS in those games...on Aug. 10 at Baltimore, he tied the franchise record for hits by a player who did not start a game (3), last accomplished by Tony Kemp on Aug. 7, 2016 vs. Texas...made two strong defensive plays at first base to preserve Justin Verlander's no-hitter on Sept. 1 at Toronto...was originally slated to start at third base but moved to first base when Yuli Gurriel was scratched from the lineup...prior to 2019, had never appeared at first base in a Major League game...had 10 plate appearances in the postseason, all as a pinch-hitter...was one of five Cubans to play for the Astros in 2019, joining Yordan Alvarez, Yuli Gurriel, Rogelio Armenteros and Cionel Pérez...Houston was the first team to play five Cubans in the same season since the 1969 Reds used Mike de la Hoz, Camilo Pascual, Tony Perez, Pedro Ramos and Chico Ruiz.

**2018**—Set career-highs in games (130) and home runs (18) in his first season with the Blue Jays...following the All-Star Break, batted .290 with 15 doubles, 10 homers and 32 RBI...made his second-career Opening Day roster...was on the injured list from May 7 to 31 with a sprained left ankle...drove in his 100th career run on a walkoff hit on June 7 against Baltimore, a 10th-inning single...it was his second-career walkoff hit...hit his 17th homer of the season on Sept. 5 against Tampa Bay, driving in Kendrys Morales and Lourdes Gurriel Jr....it marked the sixth time in ML history that a player homered to score three Cuban-born players...tied a career-high with three doubles on Sept. 8 against Cleveland, matching his season-high with four hits...set a new career-high in home runs with his 18th shot of the season on Sept. 17 at Baltimore...was traded to the Astros on Nov. 16 in exchange for RHP Trent Thornton.

**2017**—Played in 79 games with St. Louis over two stints in the Majors during his sophomore season in the big leagues...led the Cardinals with 19 infield hits...went 5-for-8 (.625) with a double and a homer as a pinch-hitter...made his first Opening Day roster...notched his first-career multi-homer game on April 8 vs. Cincinnati, going 3-for-5 with two homers...posted a career-long eight-game hitting streak from May 20-29...traded to Toronto for outfielder J.B. Woodman on Dec. 1.

**2016**—Was an All-Star in his rookie season, hitting .300 with 28 doubles, 17 home runs, 65 RBI and an .879 OPS...was the first Cardinals rookie All-Star since Albert Pujols in 2001...finished fifth in the National League Rookie of the Year voting...ranked among the top-five NL rookies in runs (2nd, 71), RBI (3rd), doubles (t-3rd), extra-base hits (t-3rd, 48), hits (5th) and walks (5th, 41)...became the first rookie in Major League Baseball's modern era (since 1900) to post a batting average of .500-or-better over his first 50 at-bats...hit .500 (26-for-52) over his first 52 at-bats in the Majors...batted a ML-leading .423 (30-for-71) in his first month in the Majors...had the fourth-highest batting average by a rookie in April in ML history, and the highest since Showboat Fisher posted a .462 average for St. Louis in 1930...joined Albert Pujols (2001) as the only Cardinals rookies to record at least 30 hits in April of a season...did not make the Opening Day roster...was recalled on April 4 after an injury to Tommy Pham...joined the team for the second game of the season...made his Major League debut on April 5 against Pittsburgh and singled in his first at-bat off Jonathon Niese...recorded a hit in seven-consecutive plate appearances from April 22-24 at San Diego, which included a 5-for-5 performance on the 23rd...became the first Cardinals rookie with a five-hit game since Wally Moon on May 12, 1954 (5-for-6)...on July 1 against Milwaukee, recorded 11 assists, the most by a Cardinals rookie in a single game since Stu Martin tallied 11 at second base on June 6, 1936 against New York...it marked the most by any rookie, regardless of club, since Delino DeShields notched 11 at second base on Aug. 12, 1998 vs. New York (NL)...faced Will Harris and struck out in his lone at-bat in the All-Star Game...was on the injured list from Aug. 1 to Sept. 10 with a fractured right thumb...hit his first-career grand slam on Sept. 27 against Cincinnati.

**2015**—Was an MiLB.com Organization All-Star after combining to hit .278 with 13 home runs and 52 RBI in 116 games with Double-A Springfield and Triple-A Memphis...following the season, hit .315 with eight doubles, four home runs and 14 RBI in 20 games with Surprise in the Arizona Fall League.

**2014**—Was a non-roster invitee at Cardinals Major League Spring Training before advancing to Double-A during the season...batted a combined .273 with five home runs and 24 RBI in 47 games with Single-A Palm Beach and Double-A Springfield in his minor league debut.

## A'S CONTRACT STATUS

**Through 2023 (38):** RHP Domingo Acevedo, INF Jesús Aguilar, INF Nick Allen, RHP Paul Blackburn, OF JJ Bleday, INF Jonah Bride, INF Seth Brown, OF Lawrence Butler, OF Conner Capel, INF Jordan Díaz, RHP Shintaro Fujinami, INF Dermis Garcia, LHP Hogan Harris, RHP Zach Jackson, RHP Dany Jiménez, RHP James Kaprielian, INF Tony Kemp, C, Shea Langeliers, OF Ramón Laureano, RHP Adrián Martínez, RHP Trevor May, RHP Luis Medina, LHP Sam Moll, LHP Kyle Muller, INF Ryan Noda, RHP Adam Oller, OF Cristian Pacheco, C Manny Piña (club option for 2024), OF Brent Rooker, RHP Drew Rucinski (club option for 2024), OF Esteyru Ruiz, LHP JP Sears, RHP Chad Smith, INF Kevin Smith, LHP Kirby Snead, OF Cal Stevenson, RHP Freddy Tarnok, LHP Ken Waldichuk

**Through 2024 (2):** INF Aledmys Díaz, INF Jace Peterson

**2013**—Played in just one game for Culiacan in the Mexican Pacific Winter League following his defection from Cuba...went 0-for-3.

**2012**—Had his best season for Villa Clara in his final season in Cuba, hitting .315 with 12 home runs, 49 RBI and a .904 OPS in 76 games...was successful in 11-of-13 (84.6%) stolen base attempts.

**2011**—Batted .294 with seven home runs and 45 RBI in 85 games for Villa Clara...added 58 walks for a .437 on-base percentage.

**2010**—Returned to Villa Clara for the third consecutive season and batted .282 with three home runs and 32 RBI in 74 games...reached the Serie Nacional Finals for the second consecutive season and lost to La Habana, four games to three.

**2009**—Hit .341 in 73 games for Villa Clara, his best average in his five seasons in Serie Nacional...added five home runs and 39 RBI for an .885 OPS...helped his club to the finals where they lost to La Habana, four games to one.

**2008**—Made his professional debut with Villa Clara in Cuba at the age of 17 and batted .281 with no extra base hits and no RBI in 34 games.

### PERSONAL/MISCELLANEOUS

Aledmys Díaz...he and his wife, Dayara, have one son, Nathan...played five seasons for Los Naranjas de Villa Clara in Cuba's Serie Nacional (2008-12)...started his professional career when he was 17 years old...also played for Cuba internationally, including the 2010 World University Championship Games in Tokyo...defected from Cuba in 2012 while playing with the Cuban National Team in a tournament in the Netherlands...was not immediately eligible to sign, instead spending his 2013 season playing in the Mexican League...once he became eligible, signed as a free agent with St. Louis on March 11, 2014...despite growing up in Cuba, he is fluent in English...learned the language in the 18 months after his defection thanks in large part to watching the Ellen DeGeneres Show on a daily basis.

LIFETIME PLAYING RECORD																					
Year	Club	AVG.	G	AB	R	H	2B	3B	HR	RBI	SH	SF	HP	BB	SO	SB	CS	OBP	SLG	E	
2008	Villa Clara (Cuba)	.281	34	32	9	9	0	0	0	1	0	1	0	5	0	1	303	.281	4	4	
2009	Villa Clara (Cuba)	.341	73	276	51	94	20	2	5	39	5	2	5	25	31	0	5	403	.482	24	
2010	Villa Clara (Cuba)	.282	74	262	41	74	8	2	3	32	4	1	7	20	28	2	5	348	.363	18	
2011	Villa Clara (Cuba)	.294	85	282	44	83	16	1	7	45	3	1	14	58	23	1	2	437	.433	9	
2012	Villa Clara (Cuba)	.315	76	270	48	85	10	2	12	49	1	1	5	36	25	11	2	404	.500	10	
2014	Palm Beach	.227	13	44	5	10	2	0	2	6	0	1	2	7	10	1	0	.352	.409	0	
	Springfield	.291	34	117	15	34	8	1	3	18	3	1	2	2	24	6	2	.311	.453	4	
2015	Springfield	.264	102	375	47	99	25	2	10	46	1	0	4	29	62	6	5	.324	.421	15	
	Memphis	.380	14	50	12	19	3	0	3	6	0	1	1	6	5	0	1	.448	.620	2	
2016	Palm Beach	.167	2	6	0	1	0	0	0	0	0	0	0	2	0	0	0	.375	.167	0	
	ST. LOUIS	.300	111	404	71	121	28	3	17	65	2	6	7	41	60	4	4	.369	.510	16	
2017	ST. LOUIS	.259	79	286	31	74	17	0	7	20	1	1	0	13	42	4	1	.290	.392	6	
	Memphis	.253	46	170	19	43	9	1	4	26	0	3	4	10	30	3	3	.305	.388	4	
2018	TORONTO	.263	130	422	55	111	26	0	18	55	0	4	3	23	62	3	4	.303	.453	9	
	New Hampshire	.400	3	10	3	4	3	0	0	0	0	0	0	0	0	0	0	.400	.700	0	
2019	HOUSTON	.271	69	210	36	57	12	1	9	40	0	6	5	26	28	2	0	.356	.467	3	
	Corpus Christi	.000	2	5	0	0	0	0	0	0	0	0	1	2	4	0	0	.375	.000	0	
2020	Round Rock	.125	4	16	2	2	0	0	0	0	0	0	1	3	0	0	0	.176	.125	1	
	HOUSTON	.241	17	58	8	14	5	0	3	6	0	0	0	1	12	0	0	.254	.483	0	
2021	HOUSTON	.259	84	294	28	76	19	0	8	45	0	0	9	16	62	0	1	.317	.405	3	
	GCL Astros	.400	2	5	1	2	1	0	0	2	0	0	0	1	1	0	0	.500	.600	0	
2022	Corpus Christi	.154	4	13	1	2	0	0	0	0	0	0	0	4	3	0	0	.353	.154	1	
	HOUSTON	.243	92	305	35	74	13	0	12	38	0	2	2	18	53	1	1	.287	.403	3	
	Sugar Land	.167	3	12	1	2	0	0	1	1	0	0	0	1	1	0	0	.231	.417	0	
<b>Major League Totals</b>		<b>.266</b>	<b>582</b>	<b>1979</b>	<b>264</b>	<b>527</b>	<b>120</b>	<b>4</b>	<b>74</b>	<b>269</b>	<b>3</b>	<b>19</b>	<b>26</b>	<b>138</b>	<b>319</b>	<b>14</b>	<b>11</b>	<b>.320</b>	<b>.443</b>	<b>40</b>	
<b>Minor League Totals</b>		<b>.265</b>	<b>229</b>	<b>823</b>	<b>106</b>	<b>218</b>	<b>51</b>	<b>4</b>	<b>23</b>	<b>105</b>	<b>4</b>	<b>6</b>	<b>14</b>	<b>65</b>	<b>143</b>	<b>16</b>	<b>11</b>	<b>.327</b>	<b>.420</b>	<b>27</b>	
<b>Cuba Totals</b>		<b>.308</b>	<b>342</b>	<b>1122</b>	<b>193</b>	<b>345</b>	<b>54</b>	<b>7</b>	<b>27</b>	<b>165</b>	<b>14</b>	<b>5</b>	<b>32</b>	<b>139</b>	<b>112</b>	<b>14</b>	<b>15</b>	<b>.398</b>	<b>.440</b>	<b>65</b>	

## CAREER TRANSACTIONS

**2014** — Signed by the St. Louis Cardinals to a Major League contract, March 9. **2016** — On the disabled list, August 1 to September 10; included rehabilitation assignments to GCL Cardinals, September 1, Palm Beach, September 2 to 6, and Springfield, September 7 to 10. **2017** — Traded to the Toronto Blue Jays for minor league outfielder J.B. Woodman, December 1. **2018** — On the disabled list, May 7 to 31; included rehabilitation assignment to New Hampshire, May 29 to 31. Traded to the Houston Astros for minor league pitcher Trent Thornton, November 16. **2019** — On the injured list, May 27 to July 21; included rehabilitation assignments to Round Rock, July 15 to 18, and Corpus Christi, July 19 to 21. On the injured list, August 17 to 26; included rehabilitation assignment to Round Rock, August 24 to 26. **2020** — On the injured list, July 25 to August 28. **2021** — On the injured list, June 6 to July 25; included rehabilitation assignments to the GCL Astros, July 15 to 19, and Corpus Christi, July 20 to 25. **2022** — On the injured list, August 17 to September 12; included rehabilitation assignment to Round Rock, September 8 to 12. Elected free agency, November 6; signed by the Oakland Athletics, December 13.

## DIVISION SERIES RECORD

Year	Club/Opp.	AVG.	G	AB	R	H	2B	3B	HR	RBI	SH	SF	HP	BB	SO	SB	CS	OBP	SLG	E
2019	HOU vs. TB	.000	2	3	0	0	0	0	0	0	0	0	0	0	2	0	0	.000	.000	0
2020	HOU vs. OAK	.200	2	5	1	1	0	0	1	2	0	0	0	0	2	0	0	.200	.800	0
2021	HOU vs. CWS	.000	1	1	0	0	0	0	0	0	0	0	0	0	0	0	0	.000	.000	0
2022	HOU vs. SEA	.143	3	7	0	1	1	0	0	0	0	0	1	0	1	0	0	.250	.286	0
Totals		.125	8	16	1	2	1	0	1	2	0	0	1	0	5	0	0	.176	.375	0

## LEAGUE CHAMPIONSHIP SERIES RECORD

Year	Club/Opp.	AVG.	G	AB	R	H	2B	3B	HR	RBI	SH	SF	HP	BB	SO	SB	CS	OBP	SLG	E
2019	HOU vs. NYY	.000	5	4	0	0	0	0	0	0	0	0	0	1	0	0	0	.200	.000	0
2020	HOU vs. TB	.417	6	12	2	5	0	0	0	0	0	0	0	1	3	0	0	.462	.417	0
2021	HOU vs. BOS	.000	3	2	0	0	0	0	0	0	0	0	0	2	0	0	0	.000	.000	0
2022	HOU vs. NYY	.000	2	7	0	0	0	0	0	0	0	0	0	1	0	0	0	.000	.000	0
Totals		.200	16	25	2	5	0	0	0	0	0	0	0	2	6	0	0	.259	.200	0

## WORLD SERIES RECORD

Year	Club/Opp.	AVG.	G	AB	R	H	2B	3B	HR	RBI	SH	SF	HP	BB	SO	SB	CS	OBP	SLG	E
2019	HOU vs. WSH	.000	1	2	0	0	0	0	0	0	0	0	0	0	0	0	0	.000	.000	0
2021	HOU vs. ATL	.333	4	3	0	1	0	0	0	0	0	0	0	1	1	0	0	.500	.333	0
2022	HOU vs. PHI	.000	3	8	0	0	0	0	0	0	0	0	0	4	0	0	0	.000	.000	0
Totals		.077	8	13	0	1	0	0	0	0	0	0	0	1	5	0	0	.143	.077	0

## ALL-STAR GAME RECORD

Year	Club/Site	AVG.	G	AB	R	H	2B	3B	HR	RBI	SH	SF	HP	BB	SO	SB	CS	OBP	SLG	E
2016	NL/S.D.	.000	1	1	0	0	0	0	0	0	0	0	0	0	1	0	0	.000	.000	0

## DIAZ' CAREER BESTS

**Hits:** 5, April 23, 2016 at San Diego  
**Home Runs:** 2 (three times), last: July 29, 2022 vs. Seattle  
**Runs Batted In:** 4 (seven times), last: August 9, 2022 vs. Texas  
**Stolen Bases:** 2, April 2, 2017 vs. Chicago (NL)  
**Hitting Streak:** 8 (twice), last: August 7 to 16, 2021  
**Hitless Streak (At Bats):** 23, August 25 to September 6, 2021  
**Game Ending RBI:** 3, July 20, 2018 vs. Baltimore (single); June 7, 2018 vs. Baltimore (single); July 21, 2016 vs. San Diego (single)  
**Grand Slams:** 4, August 9, 2022 vs. Texas (Martin Perez); May 8, 2022 vs. Detroit (Drew Hutchison); May 11, 2019 vs. Texas (Kyle Dowdy); September 27, 2016 vs. Cincinnati (Robert Stephenson)  
**Pinch-Hit Home Runs:** 2, April 22, 2017 at Milwaukee (Carlos Torres); April 8, 2016 at Atlanta (Eric O'Flaherty)  
**Inside-The-Park Home Runs:** None  
**Lead Off Home Runs:** None

**INFIELDER****Height/Weight:** 5-9 / 190**Bats/Throws:** Right / Right**Birthdate:** August 13, 2000**Opening Day Age:** 22**Birthplace/Resides:** Montería, Colombia / Montería, Colombia**Major League Service:** 18 days**Obtained:** Signed as a non-drafted free agent, August 13, 2016**Contract Status:** First year of a one-year contract through 2023 [Updated Stats](#)**CAREER HIGHLIGHTS**

Was signed by the A's as a non-drafted free agent out of Colombia on Aug. 13, 2016 and made his Major League debut in 2022, batting .265 in 15 games...is a .290 hitter with 42 home runs and 231 RBI in 378 games in five seasons in the minors...has played in 215 games at third base, 68 at first base, six in left field, four at second base and one at catcher...tied for fifth among all minor leaguers with 160 hits in 2022...was named to the High-A Central Postseason All-Star team in 2021...played for Colombia in the Olympic Trials in 2021...is the third person born in Colombia to play for the A's along with Orlando Cabrera (2009) and Lou Castro (1902)...was rated as the A's ninth-best prospect by MiLB.com following the 2022 season.

**2022 HIGHLIGHTS**

- Made his Double-A, Triple-A and Major League debuts in 2022.
- Was recalled by Oakland on Sept. 18 and started 14 of the A's final 16 games...batted .265 with three doubles, one RBI and a .621 OPS in 15 games.
- Hit .273 (9-for-33) with a .627 OPS against right-handed pitchers, .250 (4-for-16) against left-handers.
- Batted .294 with the bases empty, .200 with runner on base.
- Was 8-for-12 (.667) with two of his three doubles when putting the first pitch in play.
- Started 11 games at second base, two at designated hitter and one at first base...committed two errors, both as a second baseman (.956 fielding percentage).
- Started games in every spot in the batting order except first and ninth.
- Began the year at Double-A Midland and hit .319 with 15 home runs and 58 RBI in 94 games before he was promoted to Triple-A Las Vegas on Aug. 17...batted .348 with four home runs and 25 RBI in 26 games with the Aviators.
- Combined to hit .326 with 34 doubles, one triple, 19 home runs, 83 RBI and a .881 OPS in 120 minor league games overall.
- Tied for fifth among all minor leaguers in hits (160) and ranked 10th among full season minor leaguers in batting average...grounded into 18 doubles plays, which tied for third most.
- Ranked third in the Texas League in batting, fifth in slugging (.507), seventh in OPS (.868) and tied for seventh in doubles (29)
- Led the A's farm system in batting, slugging (.515), OPS, hits (160) and doubles (34), tied for the lead in total bases (253), ranked second in RBI and extra base hits (54), third in games played (120), tied for fourth in home runs, tied for fifth in runs (67) and eighth in on-base percentage (.366).
- Had career highs in every category except triples, stolen bases and on-base percentage.
- Hit .331 (41-for-124) with a .966 OPS against left-handed pitchers, .324 (119-for-367) with an .853 OPS against right-handers.
- Slugged 14 of his 19 home runs on the road.
- Batted .324 with runners in scoring position.
- Of his 83 RBI, 21 gave his team the lead.
- Combined to hit .287 with 42 RBI in 65 games in April, May and June...then batted .367 with 41 RBI in 55 games in July, August and September.
- Had a .315 batting average and .829 OPS over innings 1-6, a .351 average and 1.002 OPS from the seventh inning on.



- Had eight home runs and 20 RBI in 17 games against Amarillo, seven home runs and 38 RBI in 77 games against all other Double-A teams.
- Started 59 games at designated hitter, 44 at first base, nine at third base, three at second base and two in left field...committed five errors as a first baseman (.985 fielding percentage), five as a third baseman (.750) and one as a left fielder.
- Hit in every spot in the order except leadoff and had his most action with 57 games batting fourth.
- Was rated as the A's ninth-best prospect by MiLB.com following the season.
- **DAY-BY-DAY:** Began the season at Midland and went 1-for-5 with a walk in his Double-A debut on April 8 at Amarillo...was 4-for-26 (.154) over his first six games but then reached base safely in 23 consecutive games from the second game of a April 16 doubleheader through May 15...hit .337 with a .390 on-base percentage during the streak...struck out a career-high tying three times April 19 at Wichita (also June 10 vs. Springfield, June 21 vs. Tulsa and July 3 vs. San Antonio)...equaled his career high with two doubles on April 24 at Wichita (also May 24 vs. Northwest Arkansas and June 2 at Amarillo)...finished April with a .238 batting average in 16 games but that would be his only month under .299...went 4-for-5 with three runs, a double, two home runs and six RBI on May 7 at Amarillo...the RBI were a career high and it was his second career two-homer game (Aug. 6, 2021 at Lake County)...also matched his best in runs and hits...was named Texas League Player of the Week for the week of May 30-June 5 after going 11-for-27 (.407) with four runs, two doubles, three home runs and seven RBI in six games...batted .309 with 12 doubles, five home runs, 21 RBI and a .952 OPS in 25 games in May...ranked second in the TL in doubles and extra base hits (17) in May and ninth in slugging (.596)...then hit .299 with six doubles, six home runs and 15 RBI in 24 games in June...tied for second in the TL in hits in June (29) and tied for fifth in extra base hits (12)...had an 11-game hitting streak from June 1 to 14...went 20-for-48 (.417) with four home runs, nine RBI, six multiple hit games and no walks during the streak...had his first career three-walk game June 24 vs. Tulsa...reached base safely in 20 consecutive games from July 1 to Aug. 4...hit .356 with a .404 on-base percentage during the streak...had a season-high 13-game hitting streak from July 1 to 15...went 22-for-55 (.400) with nine runs, eight RBI and seven multiple hit games during the streak...went 4-for-5 with three runs scored July 6 at Corpus Christi, equaling his career best in hits and runs...would go on to have three more four-hit games (July 22 vs. Amarillo, Aug. 7 at Arkansas and Aug. 27 vs. Sugar Land)...finished July with a .366 batting average, which tied for fifth best in the TL...hit safely in each of his final eight games with Midland from Aug. 6 to 16 (17-for-37, .459)...was promoted to Las Vegas on Aug. 17 and went 0-for-4 in his Triple-A debut that day at Sacramento...then hit safely in each of his next eight games from Aug. 19 to 27 (17-for-38, .447)...combined with the RockHounds and Aviators to bat .387 in 22 games in August, which was the seventh best batting average among all minor leaguers...was hitting .339 with three home runs and 14 RBI in 14 games with Las Vegas in the month of September when he was recalled by Oakland on Sept. 18...made his Major League debut that day at Houston and went 1-for-3 in a start at first base...singled off Phil Maton in the seventh inning for his first big league hit...had his first of three two-hit games on Sept. 21 vs. Seattle...had back-to-back multiple hit games on Sept. 24 and 25 against New York (NL)...went 8-for-20 (.400) over his first seven games through Sept. 25 and was 5-for-29 (.172) over his final eight contests...drove in his first run on Oct. 1 at Seattle with a first inning RBI single.

## CAREER

**2021**—Spent the entire season with High-A Lansing and batted .288 with 13 home runs and 56 RBI in 90 games...was named to the High-A Central Postseason All-Star team after ranking fourth in the league in batting and slugging...also tied for seventh in doubles (24), ranked eighth in OPS, tied for ninth in extra base hits (38) and 10th in hits (96) and total bases (161)...tied for second in the A's farm system in doubles, ranked fourth in batting, slugging and extra base hits, tied for sixth in total bases, eighth in RBI and tied for ninth in hits and home runs...batted .294 with an .829 OPS against right-handed pitchers compared to .265 with a .786 OPS against left-handers...hit .344 with runners in scoring position...batted .235 with five home runs, 21 RBI and a .698 OPS over his first 34 games through June 26...then hit .323 with eight home runs, 35 RBI and a .900 OPS over his final 56 contests...had a .296 batting average with all 13 of his home runs and 50 of his 56 RBI at night...batted .245 during the day...hit .336 with six of his 13 home runs with two outs...started 49 games at third base, 22 at first base, 12 at designated hitter and four in

left field...committed 12 errors as a third baseman (.875 fielding percentage) and five as a first baseman (.968)...also went 0-for-1 as a pinch hitter...slugged nine of his 13 home runs as a third baseman...hit in every spot in the order except sixth, seventh and eighth...had 41 games batting fifth and 34 hitting fourth...hit safely in a season-high seven consecutive games from May 18-26...went 10-for-29 (.345) with four home runs and nine RBI during the streak...homed in three consecutive games at Fort Wayne, May 18-20...was batting .243 with five home runs and 16 RBI in 17 games when he was placed on the temporary inactive list to play for Colombia in the Olympic trials...went 1-for-10 in three games...returned to Lansing on June 6 and went 12-for-44 (.273) with seven doubles in his first 11 games following his return...hit .382 over a 20-game stretch from June 27 to July 20...batted .326 with three home runs, 19 RBI, 12 walks and a .407 on-base percentage in 27 games in July...connected for his first career two-homer game Aug. 6 at Lake County...a 17-for-39 (.436) surge from Aug. 12 to 22 lifted his overall batting average to a season-high .296...went 0-for-12 over his next four games before he was placed on the injured list Sept. 2 retroactive to Aug. 28 with a strained right quadriceps...was reinstated on Sept. 14 and went 4-for-10 (.400) with two home runs and four RBI over his final three games.

**2020**—Did not play following the cancellation of the minor league season due to the pandemic...played for Colombia in the Caribbean Series and went 3-for-11 (.273) with two RBI in four games.

**2019**—Played for Short-Season Vermont in the New York-Penn League and hit .264 with nine home runs and 47 RBI in 70 games...tied for the NYPL lead in RBI, ranked third in extra base hits (27) and total bases (119), fourth in hits (73), tied for fourth in doubles (17), tied for fifth in home runs and 10th in slugging (.430)...was named to the NYPL Midseason All-Star team...hit .273 with a .765 OPS against right-handed pitchers compared to .235 with a .643 OPS against left-handers...batted .313 with runners in scoring position...belted six of his nine home runs with runners on base...appeared exclusively at third base on defense where he made 61 starts...committed 15 errors for a .899 fielding percentage...batted third 36 times, fourth 32 times and fifth twice...had a season-best eight-game hitting streak from June 22-30...went 11-for-34 (.324) with a home run and nine RBI during the streak...hit .308 in 16 games in June...had his first career four-hit game July 4 at Connecticut and went 15-for-39 (.385) over a nine-game stretch from July 4-12...went 1-for-2 for the Red squad in the NYPL All-Star Game on Aug. 21...played for Colombia in the Caribbean Series and was 7-for-19 (.367) with three doubles and four RBI in five games.

**2018**—Hit .277 with a home run and 25 RBI in 48 games for the A's affiliate in the Arizona Rookie League...added 19 walks and six hit by pitches for a career-best .371 on-base percentage...batted .317 against left-handed pitchers and .313 at home...had a .407 batting average and .448 on-base percentage when leading off an inning...started 39 games at third base where he committed 10 errors for a .886 fielding percentage...also made four starts at designated hitter and appeared in one game each at first base and second base...hit in every spot in the order except eighth and ninth and saw his most action with 25 games batting third...went 11-for-30 (.367) in the month of June...connected for his first career home run July 22 at Padres2 and drove in four runs.

**2017**—Made his professional debut with the A's affiliate in the Dominican Summer League, had an eight-game stay with the A's Arizona Rookie League club from June 21 to July 10 and then returned to the Dominican...combined for a .244 batting average, no home runs and 20 RBI in 50 games overall...hit .364 with an .810 OPS against left-handed pitchers, .200 with a .475 OPS against right-handers...started 45 games at third base and one at catcher...made his pro debut on June 3 against the DSL Dodgers and went 1-for-4...collected his first RBI on June 9 at the DSL Marlins when he went 3-for-6 with four RBI.

## **PERSONAL/MISCELLANEOUS**

Jordan David Diaz (Sandoval) was originally signed by A's scout Jose Quintero.

## LIFETIME PLAYING RECORD

Year	Club	AVG.	G	AB	R	H	2B	3B	HR	RBI	SH	SF	HP	BB	SO	SB	CS	OBP	SLG	E
2017	AZL A's	.185	8	27	2	5	0	0	0	2	0	1	0	0	4	1	0	.179	.185	4
	DSL A's	.255	42	137	14	35	7	0	0	18	0	3	3	6	22	2	0	.295	.307	11
2018	AZL A's	.277	48	159	23	44	11	2	1	25	0	2	6	19	22	0	2	.371	.390	10
2019	Vermont	.264	70	277	31	73	17	1	9	47	0	4	1	18	46	2	2	.307	.430	15
2020	(Minor League Season Canceled — Did Not Play)																			
2021	Lansing	.288	90	333	46	96	24	1	13	56	0	5	2	25	58	2	3	.337	.483	17
2022	Midland	.319	94	379	48	121	26	0	15	58	0	2	4	22	61	0	0	.361	.507	8
	Las Vegas	.348	26	112	19	39	8	1	4	25	0	1	1	6	15	0	0	.383	.545	3
	OAKLAND	.265	15	49	3	13	3	0	0	1	0	0	0	2	7	0	0	.294	.327	2
<b>Major League Totals</b>		<b>.265</b>	<b>15</b>	<b>49</b>	<b>3</b>	<b>13</b>	<b>3</b>	<b>0</b>	<b>0</b>	<b>1</b>	<b>0</b>	<b>0</b>	<b>0</b>	<b>2</b>	<b>7</b>	<b>0</b>	<b>0</b>	<b>.294</b>	<b>.327</b>	<b>2</b>
<b>Minor League Totals</b>		<b>.290</b>	<b>378</b>	<b>1424</b>	<b>183</b>	<b>413</b>	<b>93</b>	<b>5</b>	<b>42</b>	<b>231</b>	<b>0</b>	<b>18</b>	<b>17</b>	<b>96</b>	<b>228</b>	<b>7</b>	<b>7</b>	<b>.338</b>	<b>.451</b>	<b>68</b>

## CAREER TRANSACTIONS

**2018** — Signed by the Oakland Athletics organization as a non-drafted free agent, August 13.

## DIAZ' CAREER BESTS

**Hits:** 2 (three times), last: September 25, 2022 vs. New York (NL)

**Home Runs:** None

**Runs Batted In:** 1, October 1, 2022 at Seattle

**Stolen Bases:** None

**Hitting Streak:** 5, September 23 to 28, 2022

**Hitless Streak (At Bats):** 11, October 2, 2022 to present


**Game Ending RBI:** None

**Grand Slams:** None

**Pinch-Hit Home Runs:** None

**Inside-The-Park Home Runs:** None

**Lead Off Home Runs:** None



**LEFT-HANDED PITCHER**

**Height/Weight:** 6-1 / 216

**Bats/Throws:** Left / Left

**Birthdate:** February 8, 1995

**Opening Day Age:** 28

**Birthplace/Resides:** Newton, Massachusetts / Sharon, Massachusetts

**Major League Service:** 36 days

**Obtained:** Signed to a minor league contract, December 9, 2022

**Contract Status:** First year of a one-year contract through 2023

[Updated Stats](#)

**NON-ROSTER INVITEE**

**CAREER HIGHLIGHTS**

Made his Major League debut with Miami in 2022 and compiled a 4.09 ERA in seven relief appearances...was originally selected by Toronto in the 30th round of the 2016 First-Year Player Draft and pitcher four seasons in the Blue Jays farm system before the Marlins selected him in the Triple-A Phase of the 2020 Rule 5 draft...is 13-8 with a 2.97 ERA and 15 saves in 180 games, including four starts, in six seasons in the minors...pitched for Israel in the 2021 Olympics in Japan

**2022 HIGHLIGHTS**

- Spent most of the season with Triple-A Jacksonville but made his Major League debut with three stints with Miami...had no decisions, a 4.09 ERA and .733 opponents OPS in seven relief appearances with the Marlins.
- Allowed a .289 opponents batting average but did not walk a batter nor surrender a home run in 11.0 innings.
- The batting average broke down to .276 (8-for-29) with a .714 OPS against right-handers and .313 (5-for-16) with a .764 OPS against left-handers.
- Allowed 1-of-4 (25.0%) inherited runners to score but first batters faced were 4-for-6 (.667) with a hit by pitch.
- Was 4-1 with a save, a 2.25 ERA and .595 opponents OPS in 33 relief appearances with Jacksonville.
- Held the opposition to a .194 batting average, but had minor league career highs in walks (20) and hit batters (10) for a .296 opponents on-base percentage.
- Surrendered just four home runs in 56.0 innings.
- His opponents batting average broke down to .173 (19-for-110) with a .507 OPS against left-handed hitters compared to .220 (20-for-91) with a .697 OPS against right-handers.
- Yielded a .160 batting average with runners in scoring position.
- Allowed 5-of-11 (45.5%) inherited runners to score...first batters faced were 4-for-24 (.167) with four walks and five hit by pitches (.394 on-base percentage).
- Opponents hit .148 with two strikes.
- Posted a 1.97 ERA in 27 night games.
- Did not allow a run in the eighth inning (12.1 ip).
- The opponents five hitter in the order was 0-for-17 against him.
- Tossed at least one inning in 31 of his 33 appearances, including two or more 18 times.
- **DAY-BY-DAY:** Allowed a run in his first appearance on April 6 but did not surrender a run in his next four outings from April 9 to 19 (7.2 ip)...picked up the win in three consecutive games from April 15 to 24...issued a minor league high three walks April 28 at Charlotte...earned his lone save of the season on May 7 at Memphis when he pitched 2.0 scoreless innings...struck out a season-high six in 2.2 perfect innings of relief on May 17 against Durham...finished the month of May with a 0.93 ERA in six games and then logged a 1.59 ERA in June and 1.00 in July...allowed a season-high three runs on June 4 at Norfolk...followed that with a season-high 14.0 inning scoreless streak from June 16 to July 16...was credited with his fourth win of the season July 12 at Syracuse, extending his minor league winning streak to nine games dating back to June 6, 2021...had a 1.87 ERA and had stranded all five of his inherited runners in 25 appearances when he was selected by Miami on July 29...made his Major League

debut on July 31 against New York-NL (3.1 ip, 4 h, 1 r, 1 er, 0 bb, 0 so, 1 hb)...was designated for assignment the next day and outrighted to Jacksonville on Aug. 4...had his longest outing as a minor leaguer in 2022 when he allowed an unearned run in 3.0 innings of relief on Aug. 19 against Nashville...had a 2.79 ERA but allowed 5-of-6 inherited runners to score over six August appearances with the Jumbo Shrimp before he was selected by Miami a second time on Aug. 27...tossed 1.0 scoreless innings on Aug. 30 against Tampa Bay...struck out Jose Siri in the eighth inning for his first career strikeout...was designated for assignment a second time the next day...was outrighted to Triple-A Sept. 3 and made two more appearances before the Marlins called again on Sept. 15...finished the season with Miami, posting a 5.40 ERA over his final five relief appearances...logged a career-high 3.2 scoreless and hitless innings on Sept. 17 at Washington and also struck out a career-high four...had a 1.74 ERA over his first five big league games before allowing two runs in 0.1 innings on Oct. 1 at Milwaukee and one run in 0.1 innings on Oct. 5 against Atlanta.

## CAREER

**2021**—Spent the entire season with Triple-A Jacksonville in his first season in the Miami organization and was 5-1 with a save and a 3.67 ERA in 34 games, including two starts...the wins were a minor league career high and the starts matched his career total entering the season...surrendered a career-high seven home runs...allowed a .213 opponents batting average, which broke down to .200 with a .501 OPS against left-handed hitters compared to .222 with a .797 OPS against right-handers...yielded six of his seven home runs and issued 14 of his 17 walks to righties...opponents hit .291 with runners in scoring position and were 3-for-5 (.600) with the bases loaded...allowed 5-of-10 (50.0%) inherited runners to score...first batters faced were 8-for-28 (.286) with a walk and three hit by pitches...tossed at least 2.0 innings in 16 of his 34 appearances...did not allow a run over a four-game stretch from May 28 to June (8.0 ip, 1 h, 2 bb, 8 so)...tossed a career-high 4.1 innings in his second start on July 16 at Durham and struck out a season-high six batters...had a 3.86 ERA in 18 appearances through July 20 when he left Jacksonville to pitch for Israel in the Olympics...pitched in three games in Tokyo and compiled a 6.75 ERA (6.2 ip, 10 h, 5 r, 5 er, 4 bb, 4 so)...returned to Jacksonville on Aug. 8 and posted a 3.38 ERA over his final 16 games...went 1-0 with his lone save and a 1.04 ERA in eight relief appearances in September.

**2020**—Did not pitch in his final season in the Toronto organization as the minor league season was cancelled due to the pandemic...was selected by Miami in the Triple-A phase of the Rule 5 draft following the season.

**2019**—Spent all of 2019 with Double-A New Hampshire...went 1-1 with a 3.45 ERA in 42 games and a minor league career-high 62.2 innings...added four saves in five chances...struck out 74 and only walked 18.

**2018**—Spent all but one game with Advanced-A Dunedin...went 2-3 with a 2.68 ERA in 44 games and 57.0 innings...pitched in one game for Triple-A Buffalo...worked a 1.1 inning without allowing a hit and striking out one.

**2017**—Pitched in 19 total games at three levels...worked in 14 games for Short Season Vancouver going 1-0 with a 1.17 ERA in 23.0 innings...went 0-1 with a 4.05 ERA in 6.2 innings for Single-A Lancaster...pitched in one inning for the Gulf Coast League Blue Jays.

**2016**—Spent the entire season with the GCL Blue Jays...went 0-1 with a 4.80 ERA in 15.0 innings.

## PERSONAL/MISCELLANEOUS

Jake Layton Fishman...graduated from Sharon (Mass.) High School...attended Union College where he earned Liberty League Pitcher and Player of the Year honors as a junior after going 7-0 with a 0.41 ERA in nine starts while batting .361 in 40 games as a hitter...was 18-2 with a 1.36 ERA in three collegiate season and hit .410 in 114 games.

## LIFETIME PITCHING RECORD

Year	Club	W	L	ERA	G	GS	CG	SHO	SV	IP	H	R	ER	HR	HB	BB	IBB	SO	WP	BK	
2016	GCL Blue Jays	0	1	4.80	7	1	0	0	0	15.0	21	13	8	1	1	4	0	13	0	1	
2017	GCL Blue Jays	0	0	0.00	1	1	0	0	0	1.0	1	0	0	0	0	0	0	1	0	0	
	Vancouver	1	0	1.17	14	0	0	0	1	23.0	20	4	3	1	1	4	0	23	1	1	
	Lansing	0	1	4.05	4	0	0	0	0	6.2	6	3	3	2	0	0	0	15	2	0	
2018	Dunedin	2	3	2.68	44	0	0	0	8	57.0	46	22	17	2	2	11	1	56	6	0	
	Buffalo	0	0	0.00	1	0	0	0	0	1.1	0	0	0	0	0	0	0	1	0	0	
2019	New Hampshire	1	1	3.45	42	0	0	0	4	62.2	61	28	24	4	6	18	0	74	4	0	
2020		(Minor League Season Canceled — Did not pitch)																			
2021	Jacksonville	5	1	3.67	34	2	0	0	1	56.1	44	26	23	7	7	17	0	51	4	1	
2022	Jacksonville	4	1	2.25	33	0	0	0	1	56.0	39	21	14	4	10	20	0	54	1	0	
	MIAMI	0	0	4.09	7	0	0	0	0	11.0	13	5	5	0	3	0	0	6	0	0	
<b>Major League Totals</b>		<b>0</b>	<b>0</b>	<b>4.09</b>	<b>7</b>	<b>0</b>	<b>0</b>	<b>0</b>	<b>0</b>	<b>11.0</b>	<b>13</b>	<b>5</b>	<b>5</b>	<b>0</b>	<b>3</b>	<b>0</b>	<b>0</b>	<b>6</b>	<b>0</b>	<b>0</b>	
<b>Minor League Totals</b>		<b>13</b>	<b>8</b>	<b>2.97</b>	<b>180</b>	<b>4</b>	<b>0</b>	<b>0</b>	<b>15</b>	<b>279.0</b>	<b>238</b>	<b>117</b>	<b>92</b>	<b>21</b>	<b>27</b>	<b>74</b>	<b>1</b>	<b>288</b>	<b>18</b>	<b>3</b>	

## CAREER TRANSACTIONS

**2016** — Selected by the Toronto Blue Jays organization in the 30th round of the First-Year Player Draft. **2020** — Selected by the Miami Marlins in the Triple-A Phase of the Rule 5 Draft, December 10. **2022** — Elected free agency, November 2; signed by the Oakland Athletics to a minor league contract, December 9.

## FISHMAN'S CAREER BESTS

**Low Hit Complete Game:** None  
**Innings Pitched:** 3.2, September 17, 2022 at Washington  
**Strikeouts:** 4, September 17, 2022 at Washington  
**Pitches:** 49, July 31, 2022 vs. New York (NL)  
**Longest Winning Streak:** None  
**Longest Losing Streak:** None  
**Longest Scoreless Streak:** 5.2, July 31 to September 17, 2022



# SHINTARO FUJINAMI

11



## RIGHT-HANDED PITCHER

Height/Weight: 6-6 / 216

Bats/Throws: Right / Right

Birthdate: April 12, 1994

Opening Day Age: 28

Birthplace/Resides: Osaka, Japan / Osaka, Japan

Major League Service: None

Obtained: Signed as a free agent, January 13, 2023

Contract Status: First year of a one-year contract through 2023

[@fujinami\\_shintaro](#) [Updated Stats](#)

## CAREER HIGHLIGHTS

Spent the first 10 seasons of his professional career pitching for Hanshin in Japan before signing with the A's as a free agent on Jan. 12, 2023...went 57-54 with a 3.41 ERA in 189 career appearances, including 154 starts, with the Tigers...struck out 1,011 batters in 994.1 innings, an average of 9.15 per nine innings, but walked 459 for a mark of 4.15 per nine innings...allowed a .240 opponents batting average...was a Nippon Professional Baseball All-Star in each of his first four seasons (2013-16), earning MVP honors in the 2015 game...led the Japanese Central League in strikeouts (221), complete games (7) and shutouts (4) in 2015...127 of his 128 appearances over his first seven season were starts but he had 34 relief appearances and 27 starts over his three years in Japan...was selected by four teams (Hanshin, Orix, Yakult, Chiba Lotte) as the first pick of the 2012 NPB draft out of Osaka Toin High School, a draft that included Shohei Ohtani...Hanshin won the rights to sign him...made his debut two weeks before his 19th birthday...pitched for Japan in the 2017 World Baseball Classic.

## 2022 HIGHLIGHTS

- Was 3-5 with a 3.38 ERA in 16 games, including 10 starts, with Hanshin.
- Walked just 21 batters in 66.2 innings for an average of 2.8 walks per nine innings, which was the lowest mark of his career...struck out 65 for a career best strikeout-to-walk ratio of 3.10.
- Also pitched in nine games for Hanshin's minor league affiliate in the Western League and was 4-1 with a 1.77 ERA in nine appearances...struck out 50 and walked just 15 in 40.2 innings.
- Recorded his 1,000th career strikeout on Sept. 9 against Yokohama.

## CAREER

**2021**—Compiled a 3-3 record and a 5.21 ERA in 21 games, including six starts, with Hanshin...struck out 52 batters in 48.1 innings but also walked 40 for a career-high mark of 7.4 walks per nine innings...was 2-1 with a 2.97 ERA in eight games with Hanshin's minor league club...yielded just one home run in 39.1 innings.

**2020**—Spent most of the season with Hanshin, going 1-6 with a 4.01 ERA in 24 games, including 11 starts...also logged a 3-0 record and a 0.41 ERA in four appearances with Hanshin's minor league affiliate...did not allow a home run in 22.0 innings.

**2019**—Made just one start with Hanshin, the fewest appearances of his career...allowed a run on four hits in 4.1 innings but walked six and hit two while striking out three...spent the balance of the season with Hanshin's affiliate in the Western League and was 3-6 with a 3.84 ERA in 14 games...ranked fifth in the WL in strikeouts (72)...surrendered just two home runs in 75.0 innings.

**2018**—Was 5-3 with a career-high 5.32 ERA in 13 games, all starts, for Hanshin...walked 47 batters in 71.0 innings, an average of 6.0 per nine innings...also posted a 4-1 record and a 1.14 ERA in 12 games with the Tigers minor league club...yielded just one home run in 63.0 innings.

**2017**—Was 3-5 with a 4.12 ERA in 11 starts with Hanshin...had more walks (45) than strikeouts (41) and his average of 6.9 walks per nine innings was the highest mark of his career...also went

6-2 with a 2.66 ERA in 15 appearances with Hanshin's minor league club...tied for fourth in the Western League in wins and ranked fifth in strikeouts (77)...made one appearance for Japan in the World Baseball Classic against China (2.0 ip, 1 bb, 4 so).

**2016**—Spent the entire season with Hanshin for the second consecutive year and was 7-11 with a 3.25 ERA in 26 starts...the losses were a career high as were his 11 home runs allowed...finished third in the Central League in strikeouts (176), fourth in innings pitched (169.0) and ninth in ERA...also led the league in walks (70), ranked second in most runs (78) and tied for third in losses...tossed 161 pitches in 8.0 innings on July 8 against Hiroshima and allowed eight runs while walking five and striking out 13...made his fourth consecutive appearance in an NPB All-Star Game, picking up the win in relief in Game 1 (2.0 ip, 1 bb, 1 so).

**2015**—Put together his best season as he went 14-7 with a 2.47 ERA in 28 starts for Hanshin...the ERA was a career-low and he had career-highs in wins, games, game started, complete games (7), shutouts (4), innings pitched (199.0) and strikeouts (221)...also had highs in hits (162), walks (82) and wild pitches (9) and matched his high by hitting 11 batters...led the Central League in strikeouts, complete games and shutouts, tied for second in wins, ranked third in innings and fifth in ERA...also led the CL in walks...finished eighth in CL Most Valuable Player Award voting...had a 32-inning scoreless streak from May 14 to June 3, including his first career shutout on May 20 against Yomiuri...pitched in relief the NPB All-Star Game 1 and retired all nine Pacific League batters he faced to pick up the win...earned MVP honors to become the youngest pitcher to win the honor.

**2014**—Compiled an 11-8 record and a 3.53 ERA in 25 starts in his second season with Hanshin...had career highs in runs (79) and hit batters (11)...ranked second in the Central League in strikeouts (172) and tied for fifth in wins...also tied for the lead in hit batters...was the starting pitcher in NPB All-Star Game 2 against Shohei Ohtani but allowed four runs in the first inning and took the loss...hit his first of three career home runs on April 15 against Hiroshima...won a playoff game for Hanshin against Yomiuri to become the youngest Central League hurler (20 years, 6 months) with a postseason win...started Game 3 of the Japan Series against Fukuoka and allowed three runs in 5.2 innings for the loss...pitched for Japan against the MLB All-Stars in the 2014 Nichi-Bei Series following the season.

**2013**—Made his debut with Hanshin and went 10-6 with a 2.75 ERA in 24 games, including 23 starts...ranked ninth in the Central League in strikeouts (126) and tied for 10th in wins...fell just short of qualify for the ERA leaders and would have ranked fourth...finished third in CL Rookie of the Year voting...became the first CL rookie out of high school to win 10 games since Yutaka Enatsu in 1967...was the seventh NPB rookie out of high school to fan 100 batters, the first since Masahiro Tanaka in 2007...made his debut on March 31 at Yakult and took the loss (6.0 ip, 3 h, 2 r, 1 er, 4 bb, 7 so)...the start came in Hanshin's third game of the season and he became the first rookie to start a game prior the fourth game of the season...fanned Akinori Iwamura for his first strikeout...his debut came 14 days before his 19th birthday...earned his first win with 6.0 scoreless innings against Yokohama on April 14...pitched in the NPB All-Star Game 1 (2.0 ip, 2 h, 1 so)...was named CL Pitcher of the Month in August after winning four games and posting a 1.07 ERA.

## PERSONAL/MISCELLANEOUS

Shintaro Fujinami was originally signed by Shunji Hatayama...attended Osaka Toin High School.

### ROOKIE RULE

A player shall be considered a rookie unless during the previous season or seasons he has (a) exceeded 130 at-bats or 50 innings pitched in the Major Leagues; or (b) accumulated more than 45 days on the active roster of a Major League Club or Clubs during the Championship Season (excluding time on the injured list).

There are 12 rookies on the A's 40-man roster: Lawrence Butler, Conner Capel, Jordan Diaz, Shintaro Fujinami, Hogan Harris, Luis Medina, Kyle Muller, Ryan Noda, Esteury Ruiz, Cal Stevenson, Freddy Tarnok and Ken Waldichuk.

## LIFETIME PITCHING RECORD

Year	Club	W	L	ERA	G	GS	CG	SHO	SV	IP	H	R	ER	HR	HB	BB	IBB	SO	WP	BK
2013	HANSHIN	10	6	2.75	24	23	0	0	0	137.2	119	48	42	10	2	44	0	126	8	0
2014	HANSHIN	11	8	3.53	25	25	2	0	0	163.0	150	79	64	6	11	64	0	172	6	0
	Hanshin (JPWL)	1	0	1.29	1	–	0	0	0	7.0	3	2	1	1	0	2	0	10	0	0
2015	HANSHIN	14	7	2.40	28	28	7	4	0	199.0	162	70	53	9	11	82	0	221	9	0
2016	HANSHIN	7	11	3.25	26	26	2	1	0	169.0	152	78	61	11	8	70	0	176	6	1
2017	Hanshin (JPWL)	6	2	2.66	15	–	0	0	0	61.0	50	23	18	4	3	31	0	77	5	0
	HANSHIN	3	5	4.12	11	11	0	0	0	59.0	53	30	27	5	8	45	0	41	5	0
2018	HANSHIN	5	3	5.32	13	13	1	1	0	71.0	70	45	42	5	4	47	0	70	5	0
	Hanshin (JPWL)	4	1	1.14	12	–	0	0	0	63.0	47	10	8	1	1	23	0	60	5	0
2019	Hanshin (JPWL)	3	6	3.84	14	–	1	0	0	75.0	75	35	32	2	7	27	0	72	3	0
	HANSHIN	0	0	2.08	1	1	0	0	0	4.1	4	1	1	0	2	6	0	3	0	0
2020	HANSHIN	1	6	4.01	24	11	0	0	0	76.1	71	47	34	5	2	40	1	85	4	0
	Hanshin (JPWL)	3	0	0.41	4	–	0	0	0	22.0	10	1	1	0	0	10	0	29	0	0
2021	HANSHIN	3	3	5.21	21	6	0	0	0	48.1	47	29	28	4	4	40	0	52	8	1
	Hanshin (JPWL)	2	1	2.97	8	–	0	0	0	39.1	37	18	13	1	2	21	0	48	4	0
2022	HANSHIN	3	5	3.38	16	10	0	0	0	66.2	58	28	25	6	3	21	1	65	5	0
	Hanshin (JPWL)	4	1	1.77	9	–	0	0	0	40.2	26	9	8	2	2	15	0	50	2	0
<b>NPB Totals</b>		<b>57</b>	<b>54</b>	<b>3.41</b>	<b>189</b>	<b>154</b>	<b>12</b>	<b>6</b>	<b>0</b>	<b>994.1</b>	<b>886</b>	<b>455</b>	<b>377</b>	<b>61</b>	<b>55</b>	<b>459</b>	<b>2</b>	<b>1011</b>	<b>56</b>	<b>2</b>

## CAREER TRANSACTIONS

2023 — Signed by the Oakland Athletics, January 13.

**INFIELDER****Height/Weight:** 6-3 / 200**Bats/Throws:** Right / Right**Birthdate:** January 7, 1998**Opening Day Age:** 25**Birthplace/Resides:** Santo Domingo Centro, Dominican Republic / San Pedro de Macoris, Dominican Republic**Major League Service:** 88 days**Obtained:** Signed to a minor league contract, November 19, 2021**Contract Status:** First year of a one-year contract through 2023

[Updated Stats](#)
**CAREER HIGHLIGHTS**

Made his Major League debut with Oakland in 2022 after spending the first six seasons of his professional career in the Yankees farm system...batted .207 with five home runs and 20 RBI in 39 games with the A's...is a .232 hitter with 106 home runs and 290 RBI in 483 games in seven seasons in the minors...was ranked by MLB.com as the top prospect for the 2014 international signing period and signed with the New York Yankees organization on July 2, 2014...signed a minor league deal with the A's Nov. 19, 2021, after becoming a free agent...has appeared in 242 games at first base, 142 at third base and one in left field as a minor leaguer...led the Double-A Northeast League with 31 home runs in 2021...was named to the Florida State League Postseason All-Star team in 2019.

**2022 HIGHLIGHTS**

- Made both his Triple-A and Major League debuts in 2022...began the year at Las Vegas and hit .264 with 13 home runs, 44 RBI and an .847 OPS in 68 games...also batted .207 with five home runs, 20 RBI and a .652 OPS in 39 games over two stints with Oakland.
- With the A's, struck out 55 times in 125 plate appearances for an average of 2.27 plate appearances per strikeout...that was the lowest mark in the majors among players with 100 or more plate appearances...it was third lowest in Athletics history behind Vida Blue (1.92 in 1971) and Dave Duncan (2.12 in 1967).
- Batted .225 (18-for-80) with four of his five home runs and a .708 OPS against right-handed hitters compared to .167 (6-for-36) with a .523 OPS against left-handers.
- Had a .345 batting average with runners in scoring position...hit .127 with the bases empty, .302 with runners on base...was 2-for-3 (.667) with a double and five RBI with the bases loaded.
- Connected for all five of his home runs at night...four came on the road and three came in interleague play.
- Started 28 games at first base, two at designated hitter and one in left field...committed his only error as a left fielder.
- Was also 2-for-5 (.400) with a RBI as a pinch hitter.
- Started games at every spot in the order except first, third and ninth...saw his most action with 10 starts batting fifth.
- His .264 batting average with the Aviators was his highest as a minor leaguer.
- Batted .269 (21-for-78) with an .885 OPS against left-handed hitters at Triple-A, .261 with an .828 OPS against right-handers.
- His batting average dropped to .227 with runners in scoring position.
- Hit .297 with a .996 OPS in 32 home games, .234 with a .714 OPS in 36 games on the road.
- Started 42 games at first base, 18 at designated hitter and one in left field...committed six errors as a first baseman (.983 fielding percentage) and one as a left fielder.
- Batted .262 with seven home runs and 20 RBI in 19 games overall as the designated hitter...was 2-for-6 (.333) with a home run and three RBI as a pinch hitter.
- Hit in every spot in the order except leadoff and saw his most playing time with 23 games batting fourth and 21 in the five spot...batted .318 with nine home runs, 22 RBI and a 1.109 OPS when hitting fifth.

- **DAY-BY-DAY:** Began the year at Las Vegas and went 0-for-4 in his Triple-A debut on April 5 against Reno...was 2-for-19 (.105) over his first six games...went 4-for-5 with three runs scored, a double, two home runs and three RBI on April 19 against El Paso...it was his second career four-hit game as a minor leaguer (June 28, 2018 vs. Rome) and his eighth career two-homer game...also matched his career high with three runs, which he would do two more times in 2022 (May 15 vs. Salt Lake and May 27 at Tacoma)...the three RBI were a season high...hit .286 in 14 games in April but walked 10 times for a .415 on-base percentage...then batted .323 in 15 games in May...had back-to-back three-hit games on May 27 and 29 at Tacoma...went 4-for-38 (.105) over his first 11 games in June...then homered in three straight games from June 22 to 24 against Albuquerque, including his 100th career minor league home run on the 23rd, a sixth inning solo shot off Julian Fernandez...had his second four-hit game of the season and the third of his career on the 24th...was 4-for-32 (.125) over a 10-game stretch from June 26 to July 8 and was batting .251 with eight home runs and 30 RBI in 54 games overall with the Aviators when he was selected by Oakland on July 10...made his Major League debut July 12 at Texas...grounded out as a pinch hitter in the 10th inning but then had a RBI double off Dennis Santana in the 12th for his first ML hit and RBI...had his first of three two-hit games on July 21 vs. Detroit (also Aug. 28 vs. New York-AL and Sept. 13 at Texas)...was 5-for-20 (.250) with 10 strikeouts in eight games when he was optioned back to Las Vegas on Aug. 6...hit safely in 13 of his 14 games with the Aviators following his option, going 16-for-52 (.308) with 12 runs, three doubles, a triple, five home runs, 14 RBI and a 1.082 OPS...was recalled by Oakland on Aug. 26 and spent the remainder of the season with the A's...batted .308 with four home runs and 14 RBI over his first 14 games through Sept. 15, .123 with one home run and five RBI over his final 17 contests...hit safely in each of his first four games following his return, which was his longest hitting streak with Oakland (5-for-10, .500)...had 19 RBI over a 21-game stretch from Aug. 26 to Sept. 24...hit his first big league home run Aug. 30 at Washington, a two-run shot in the third inning off Erick Fedde...hit his second home run the next day, a solo shot in the second...went 0-for-3 with three strikeouts on Sept. 1 at Washington, his first of five three-strikeout games...struck out 34 times in 77 plate appearances in September while batting .181...had a career-high four RBI on Sept. 13 at Texas...homered in back-to-back games a second time Sept. 13 to 14 at Texas...started in left field on Sept. 18 at Houston, his second professional appearance in the outfield...the other came with Las Vegas earlier in 2022 on Aug. 12, also in left field...went 0-for-12 from Sept. 18 to 23, which was the longest hitless streak of his career.

## CAREER

**2021**—Made his Double-A debut in 2021 and batted .210 with 31 home runs and 67 RBI in 109 games with Somerset...the home runs were a career high, the most in the Yankees farm system and the most in the Double-A Northeast...they tied for seventh among all minor leaguers...also had career highs in runs (58), hits (81), RBI, walks (52), stolen bases (10), games, at bats (385) and strikeouts (168)...led the Double-A NE in strikeouts, ranked fifth in RBI and walks, tied for fifth in games and tied for seventh in total bases (187)...tied for fourth in the Yankees farm system in total bases, ranked fifth in RBI and walks, tied for sixth in extra base hits (43) and 10th in runs...hit .214 with an .802 OPS against right-handed pitchers, .200 with a .760 OPS against left-handers...his average dropped to .185 with runners in scoring position...was 2-for-9 (.222) with a grand slam and six RBI with the bases loaded...had a .199 batting average over innings 1-6, a .240 average from the seventh inning on...started 87 games at first base and four at third base...committed 14 errors, all as a first baseman (.977 fielding percentage)...also made 18 starts at designated hitter, where he hit .319 with five home runs and 15 RBI...hit in every spot in the order but saw his most action with 52 games batting fifth...went 1-for-7 (.143) in three games with Gigantes Del Cibao in the Dominican Winter League following the season...hit safely in a season-best 12 consecutive games from May 13 through the first game of a May 27 doubleheader at New Hampshire...went 16-for-48 (.333) with 11 runs scored, seven home runs and 17 RBI during the streak...had six home runs and 14 RBI over an eight-game stretch from May 14-22...had a season-high three hits May 21 at Hartford...it was his first of three three-hit games (Aug. 12 vs. Portland, Sept. 19 at Akron)...struck out at least once in 39 consecutive contests from May 23-July 16 (78 strikeouts total)...hit a pair of solo home runs June 1 vs. Reading...that gave him nine home runs and 19 RBI over his first 23 games...went 0-for-5 with a career-high five strikeouts June 25 at Portland...had seven home runs and 13 RBI over an 11-game stretch from July 23 to Aug. 4...

had a grand slam and a season-high five RBI in a 7-6 win at Reading on July 29...connected for his second two-homer game of the season and the seventh of his career Aug. 4 against Bowie...had his best month in August when he hit .275 with seven home runs and 18 RBI in 25 games...went 8-for-25 (.320) with four home runs and eight RBI over his final seven games beginning Sept. 12.

**2020**—Did not play following the cancellation of the minor league season due to the pandemic.

**2019**—Batted .247 with 17 home runs and 54 RBI in 75 games with Single-A Tampa in a season that ended for him on July 8 when he was placed on the injured list with a fractured right foot... at the time of the injury, he was leading the Florida State League in RBI, slugging (.491), extra base hits (32) and total bases (133), was tied for the lead in home runs and ranked fourth in OPS (.787)...for the season, he finished third in home runs...was named to the FSL Midseason and Postseason All-Star Teams...tied for sixth in the Yankees farm system in home runs...batted .256 with a .798 OPS against right-handed pitchers, .212 with a .740 OPS against left-handers...hit 11 of his 17 home runs at home...had a .303 batting average in the seventh inning or later...was 17-for-33 (.515) with eight home runs and 19 RBI when putting the first pitch in play...started 52 games at first base and 21 at designated hitter...committed just three errors for a .993 fielding percentage...batted fourth 72 times and third twice...had his first of two two-homer games on April 16 against Bradenton (also May 20 vs. Florida)...hit .298 with six home runs and 24 RBI in 23 games in April...went 1-for-4 for the North in the FSL All-Star Game on June 15...played for Gigantes Del Cibao in the Dominican Winter League following the season and hit .190 with a RBI in seven games.

**2018**—Began the season in extended spring training before joining Single-A Charleston on May 17...hit .241 with 15 home runs and 50 RBI in 88 games with the RiverDogs...had a career-high 17 doubles and matched his best with two triples...tied for seventh in the Yankees farm system in home runs...batted .275 against left-handed pitchers, .230 with 13 of his 15 home runs against right-handers...started 44 games at first base, 23 at designated hitter and 20 at third base...went 4-for-5 on June 28 against Rome...batted .280 with seven of his 15 home runs in 23 games in July...had two home runs and four RBI in the final game of the season on Sept. 3 against West Virginia.

**2017**—Combined to hit .249 with 17 home runs and 45 RBI in 63 games with Rookie Pulaski and Single-A Charleston...had career bests in on-base percentage (.357), slugging percentage (.542), OPS (.899) and triples (2)...ranked third in the Yankees farm system in home runs...batted .263 against left-handed pitchers, .244 against right-handers...started 40 games at third base, 13 at designated hitter and 10 at first base...homered in five straight games from July 29-Aug. 1...had his second career two-homer game on Aug. 13 at Lexington...went 2-for-10 (.200) with a walk in three postseason games for Charleston.

**2016**—Spent the entire season with rookie level Pulaski and hit .206 with 13 home runs and 24 RBI in 57 games...ranked second in the Appalachian League in home runs, fifth in walks (32) and tied for eighth in extra base hits (22)...tied for fifth in the Yankees farm system in home runs...hit .250 with a .905 OPS against left-handed pitchers, .175 with a .693 OPS against right-handers... appeared exclusively at third base on defense where he made 55 starts...belted his first professional home run in his first game on June 23 against Danville...hit nine of his 13 home runs in July, including his first career two-homer game on July 3 against Bristol.

**2015**—Made his professional debut with the Gulf Coast Yankees2 and hit .159 with six RBI in 23 games...appeared exclusively at third base on defense where he made 22 starts...went 2-for-3 with two RBI in his first game on July 24 at the Braves.

## **PERSONAL/MISCELLANEOUS**

Dermis Garcia (Hernandez)...is married, Monica...was ranked by MLB.com as the top prospect for the 2014 international signing period.



## LIFETIME PLAYING RECORD

Year	Club	AVG.	G	AB	R	H	2B	3B	HR	RBI	SH	SF	HP	BB	SO	SB	CS	OBP	SLG	E
2015	GCL Yankees2	.159	23	69	7	11	2	0	0	6	0	0	0	9	25	0	1	.256	.188	9
2016	Pulaski	.206	57	194	31	40	9	0	13	24	0	1	3	32	79	0	2	.326	.454	20
2017	Pulaski	.270	33	115	24	31	5	1	9	25	0	1	1	24	39	6	0	.397	.565	7
	Charleston	.227	30	110	12	25	6	1	8	20	0	1	0	14	42	0	0	.312	.518	3
2018	Charleston	.241	88	324	37	78	17	2	15	50	0	1	2	36	111	3	2	.320	.444	11
2019	Tampa	.247	75	271	35	67	15	0	17	54	0	5	2	19	105	4	2	.296	.491	3
2020																				
2021	Somerset	.210	109	385	58	81	11	1	31	67	0	3	3	52	168	10	2	.307	.486	14
2022	Las Vegas	.264	68	239	51	63	15	1	13	44	0	5	2	32	83	4	1	.349	.498	7
	OAKLAND	.207	39	116	13	24	6	0	5	20	0	0	1	8	55	0	0	.264	.388	1
<b>Major League Career</b>		<b>.207</b>	<b>39</b>	<b>116</b>	<b>13</b>	<b>24</b>	<b>6</b>	<b>0</b>	<b>5</b>	<b>20</b>	<b>0</b>	<b>0</b>	<b>1</b>	<b>8</b>	<b>55</b>	<b>0</b>	<b>0</b>	<b>.264</b>	<b>.388</b>	<b>1</b>
<b>Minor League Career</b>		<b>.232</b>	<b>483</b>	<b>1707</b>	<b>255</b>	<b>396</b>	<b>80</b>	<b>6</b>	<b>106</b>	<b>290</b>	<b>0</b>	<b>17</b>	<b>13</b>	<b>218</b>	<b>652</b>	<b>27</b>	<b>10</b>	<b>.321</b>	<b>.472</b>	<b>74</b>

## CAREER TRANSACTIONS

**2014** — Signed by the New York Yankees organization as a non-drafted free agent, July 2. **2021** — Elected free agency, November 7; signed by the Oakland Athletics to a minor league contract, November 19.


## GARCIA'S CAREER BESTS

**Hits:** 2 (three times), last: September 13, 2022 at Texas  
**Home Runs:** 1 (five times), last: September 23 vs. New York (NL)  
**Runs Batted In:** 4, September 13, 2022 at Texas  
**Stolen Bases:** None  
**Hitting Streak:** 4, August 26 to 31, 2022  
**Hitless Streak (At Bats):** 12, September 18 to 23, 2022  
**Game Ending RBI:** None  
**Grand Slams:** None  
**Pinch-Hit Home Runs:** None  
**Inside-The-Park Home Runs:** None  
**Lead Off Home Runs:** None

## RECENT NON-ROSTER INVITEES TO PLAY FOR OAKLAND

<b>2022:</b> Christian Bethancourt, Ryan Castellani, Dermis Garcia, Justin Grimm, Drew Jackson, Dany Jimenez, Jake Lemoine, Christian Lopes	<b>2006:</b> Doug Clark, Randy Keisler
<b>2021:</b> Domingo Acevedo, Reymin Guduan, Deolis Guerra, Pete Kozma, Jed Lowrie, Frank Schwindel, Jacob Wilson	<b>2005:</b> Hiram Bocachica, Jermaine Clark, Britt Reames
<b>2020:</b> Nate Orf, Jordan Weems	<b>2004:</b> Ramon Castro
<b>2019:</b> Nick Hundley, Corban Joseph, Brian Schlitter, Wei-Chung Wang	<b>2003:</b> Mike Edwards, Ron Gant, David McCarty, Adam Melhuse
<b>2018:</b> Jeremy Bleich, Nick Martini	<b>2002:</b> Jose Flores, Larry Sutton
<b>2017:</b> Michael Brady, Simon Castro, Jaff Decker, Ryan Lavarney, Josh Smith, Cesar Valdez	<b>2001:</b> Andy Abad, Erik Hiljus, Robin Jennings, Tom Wilson
<b>2016:</b> Matt McBride, Patrick Schuster, Chris Smith, Eric Surkamp	<b>2000:</b> Jon Ratliff, Rich Sauveur, Jeff Tam
<b>2015:</b> Carson Blair, Jason Pridie, Pat Venditte, Barry Zito	<b>1999:</b> John Jaha, Kevin Jarvis
<b>2014:</b> Sam Fuld	<b>1998:</b> Jim Dougherty, Gil Heredia, Kevin Mitchell, Jack Voigt
<b>2013:</b> Luke Montz	<b>1997:</b> Patrick Lennon, Richie Lewis, Dave Magadan, Mike Oquist
<b>2012:</b> Jim Miller, Brandon Moss, Evan Scribner	<b>1996:</b> Rafael Bournival, Paul Fletcher, Buddy Groom, Torey Lovullo, Matt Stairs, Dave Telgheder
<b>2011:</b> Andy LaRoche, Jai Miller	<b>1994:</b> Geronimo Berroa, Steve Ontiveros, Ed Vosberg
<b>2010:</b> Cedrick Bowers	<b>1993:</b> Dale Sveum, Curt Young
<b>2009:</b> Kevin Cameron, Matt Carson	<b>1992:</b> Rich Gossage, Mike Kingery, Jeff Parrett
<b>2008:</b> Brooks Conrad, Kirk Saarloos, Mike Sweeney	<b>1991:</b> Brad Komminsk
<b>2007:</b> J.J. Furmaniak, Erasmo Ramirez	<b>1989:</b> Chris Bando, Billy Beane, Bill Dawley, Brian Snider

*Note: List only includes players not with the A's organization the previous year*

**RIGHT-HANDED PITCHER****Height/Weight:** 5-10 / 200**Bats/Throws:** Right / Right**Birthdate:** January 10, 1994**Opening Day Age:** 29**Birthplace/Resides:** Honolulu, Hawaii / Kapolei, Hawaii**Major League Service:** 154 days**Obtained:** Signed as a free agent, November 14, 2022**Contract Status:** First year of a one-year contract through 2023

[Updated Stats](#)
**NON-ROSTER INVITEE****CAREER HIGHLIGHTS**

Has pitched in 20 games over three seasons in the majors with Colorado (2019), San Francisco (2020) and Baltimore (2022) and is 1-2 with a 6.38 ERA...is 29-26 with three saves and a 3.57 ERA in 109 games, including 75 starts, as a minor leaguer...made all but one of his 53 appearances from 2018-19 as a starter...then pitched in exclusively in relief for San Francisco in the pandemic-shortened 2020 season before missing 2021 after undergoing "Tommy John" surgery... was named a Midwest League Postseason All-Star and a Rockies Organizational All-Star by MiLB.com in 2018...also earned Organizational All-Star honors with the Orioles in 2022.

**2022 HIGHLIGHTS**

- Completed his comeback from "Tommy John" surgery in 13 months and combined for a 4-1 record, the first three saves of his career and a 1.99 ERA in 24 minor league appearances, including three starts, with High-A Aberdeen, Double-A Bowie and Triple-A Norfolk...also posted a 4.50 ERA and .783 opponents OPS in six relief appearances over three stints with Baltimore.
- Had a .250 opponents batting average with the Orioles, which broke down to .188 (3-for-16) with a .485 opponents OPS against left-handed hitters compared to .313 (5-for-16) with a 1.076 OPS and both of his home runs against right-handers...his career splits are .250 with an .817 OPS against lefties, .350 with a 1.043 OPS against righties.
- Stranded all three of his inherited runners but first batters faced were 3-for-4 with two walks.
- Struck out 60 in 45.1 innings as a minor leaguer, an average of 11.91 strikeouts per nine innings.
- Held the opposition to a .188 batting average, including .177 (14-for-79) with a .544 OPS against left-handed hitters compared to .198 (17-for-86) with a .642 OPS against right-handers.
- Yielded a .132 average with runners in scoring position...five of the six home runs he allowed came with the bases empty.
- Stranded his only inherited runner and first batters faced were 6-for-18 (.333) with three walks.
- Allowed a .125 batting average with two strikes.
- Combined for a 0.84 ERA in his home ballpark and a 0.73 ERA during day games.
- Tossed at least one inning in 23 of his 24 appearances, including two or more 17 times...his season-high was 3.0 innings three times.
- Was named an Orioles Organizational All-Star by MiLB.com.
- **DAY-BY-DAY:** Began the season on the minor league injured list as he continued his recovery from March 27, 2021 "Tommy John" surgery...began a rehab assignment with Aberdeen on April 26 and did not allow a run in two games, including one start (4.0 ip, 1 h, 9 so)...struck out a minor league season-high six on April 27 against Jersey Shore...was reinstated from the IL and assigned to Bowie on May 4...went 1-0 with a 1.35 ERA in four relief appearances before he was moved up to Norfolk on May 17...compiled a 3-1 record, three saves and a 2.34 ERA in 18 games, including two starts, with the Tides...was credited with his first professional save on May 18 at Charlotte (1.0 ip, 1 h) and his second came four day later against the Knights when he matched his minor league season-high with six strikeouts in 3.0 innings...

had pitched in five games for Norfolk (2.70 ERA) when he was called up by Baltimore as a substitute player on June 13...pitched in two games at Toronto on June 13 (2.0 ip, 2 h, 1 r, 1 er, 1 bb, 1 so) and 16 (1.0 ip, 1 h) before he was returned to Norfolk on June 16...walked a minor league season-high three on June 19 against Syracuse...had minor league season highs in hits (4) and runs (3) on June 24 at Lehigh Valley...made his 100th career minor league appearance on July 4 at Jacksonville (2.0 ip, 1 bb, 1 so)...was selected by the Orioles for his second stint on July 10 and allowed two runs in 1.0 innings that day against Los Angeles (AL)...did not pitch again until July 24 against New York-AL (2.0 ip, 3 h, 1 r, 1 er, 2 bb, 1 so) and was optioned to Norfolk the next day...posted a 0.96 ERA in five games and was recalled by Baltimore for his third stint on Aug. 25...pitched in two games (2.0 ip, 1 bb) and was optioned to Norfolk on Sept. 4...went 2-0 with a 2.45 ERA over his final four games...was designated for assignment on Sept. 11 and outrighted to Norfolk on Sept. 13.

## CAREER

**2021**—Was a non-roster invitee with the Giants during the spring but spent the entire season on the injured list...was diagnosed with a torn ulnar collateral ligament in Spring Training and underwent season-ending “Tommy John” surgery on March 27.

**2020**—Made his first career Opening Day roster...earned his first Major League win on Sept. 17 vs. Seattle (1.0 ip, 1 bb, 1 so)...appeared in 12 games for the Giants, all in relief, going 1-1 with a 5.40 ERA and seven strikeouts in 10.0 innings...had three separate stints with the big league club throughout the season.

**2019**—Made his Major League debut on Aug. 27 vs. Boston...it was his only career start and he worked 5.0 innings, allowing six runs on seven hits, three home runs, with five walks and two strikeouts and was dealt the loss...had one other appearance for the Rockies on Sept. 17 vs. New York (NL)...split the remainder of the season between Double-A Hartford and Triple-A Albuquerque...made 13 starts for Hartford and went 8-2 with a 1.85 ERA...named Eastern League Pitcher of the Week on June 9.

**2018**—Split the season between Advanced-A Lansing and Double-A Hartford, going a combined 13-9 with a 2.96 ERA...named a Rockies Organizational All-Star by MiLB.com...was also named a Midwest League Midseason and Postseason All-Star for his time at Lansing.

**2017**—Began the season with Short-Season Boise, making eight starts for the Hawks before being promoted to Single-A Asheville...made eight appearances, including four starts, for Asheville and finished the season with a combined 2-6 record, a 3.39 ERA and 65 strikeouts in 69.0 innings.

**2016**—Began his professional career with Short-Season Boise in the Rockies organization...made his first professional appearance on June 24 at Everett (1.0 ip, 2 h, 1 er, 1 so).

## PERSONAL/MISCELLANEOUS

Joshua Rico Garcia was originally signed by Colorado scout Matt Hattabaugh...graduated from Saint Louis (HI) High School and attended Hawaii Pacific University...was born in Hawaii and is half Puerto Rican and half Filipino.

## LIFETIME PITCHING RECORD

Year	Club	W	L	ERA	G	GS	CG	SHO	SV	IP	H	R	ER	HR	HB	BB	IBB	SO	WP	BK
2016	Boise	0	4	6.37	16	8	0	0	0	35.1	50	35	25	1	3	17	0	35	1	0
2017	Boise	0	4	3.95	8	8	0	0	0	41.0	50	28	18	2	3	11	0	35	4	0
	Asheville	2	2	2.57	8	4	0	0	0	28.0	27	10	8	2	0	7	0	30	0	0
2018	Lancaster	7	7	3.42	16	15	0	0	0	100.0	99	42	38	12	2	22	0	101	4	0
	Hartford	6	2	2.28	11	11	0	0	0	67.0	54	19	17	8	4	20	0	61	1	0
2019	Hartford	8	2	1.85	13	13	0	0	0	68.0	41	16	14	4	2	23	0	87	3	0
	Albuquerque	2	4	6.90	13	13	0	0	0	61.1	77	52	47	14	0	28	0	51	4	0
	COLORADO	0	1	10.50	2	1	0	0	0	6.0	9	7	7	3	0	5	0	2	0	0
2020	SAN FRANCISCO	1	1	5.40	12	0	0	0	0	10.0	13	6	6	1	0	4	0	7	2	0
2021										(Injured — Did Not Pitch)										
2022	Aberdeen	0	0	0.00	2	1	0	0	0	4.0	1	0	0	0	0	0	0	9	1	0
	Bowie	1	0	1.35	4	0	0	0	0	6.2	5	1	1	0	0	4	0	11	0	0
	Norfolk	3	1	2.34	18	2	0	0	3	34.2	25	10	9	6	0	14	0	40	5	0
	BALTIMORE	0	0	4.50	6	0	0	0	0	8.0	8	4	4	2	0	3	0	2	0	0
<b>Major League Totals</b>		<b>1</b>	<b>2</b>	<b>6.38</b>	<b>20</b>	<b>1</b>	<b>0</b>	<b>0</b>	<b>0</b>	<b>24.0</b>	<b>30</b>	<b>17</b>	<b>17</b>	<b>6</b>	<b>0</b>	<b>12</b>	<b>0</b>	<b>11</b>	<b>2</b>	<b>0</b>
<b>Minor League Totals</b>		<b>29</b>	<b>26</b>	<b>3.57</b>	<b>109</b>	<b>75</b>	<b>0</b>	<b>0</b>	<b>3</b>	<b>446.0</b>	<b>429</b>	<b>213</b>	<b>177</b>	<b>49</b>	<b>14</b>	<b>146</b>	<b>0</b>	<b>460</b>	<b>23</b>	<b>0</b>

## CAREER TRANSACTIONS

**2016** — Selected by the Colorado Rockies organization in the 30th round of the First-Year Player Draft. **2019** — Claimed off waivers by the San Francisco Giants, November 5. Elected free agency (contract non-tender), December 2; re-signed by San Francisco to a minor league contract, December 3. **2020** — Elected free agency (contract non-tender), December 2; re-signed by San Francisco to a minor league contract, December 3. **2021** — Elected free agency, November 7; signed by the Baltimore Orioles to a minor league contract, November 12. **2022** — Elected free agency, November 10; signed by the Oakland Athletics to a minor league contract, November 14.

## GARCIA'S CAREER BESTS

**Low Hit Complete Game:** None

**Innings Pitched:** 5.0, August 27, 2019 vs. Boston. As reliever: 2.0 (three times), last: July 24, 2022 vs. New York (AL)

**Strikeouts:** 2 (twice), last: September 9, 2020 vs. Seattle

**Pitches:** 83, August 27, 2019 vs. Boston

**Longest Winning Streak:** 1, September 17, 2020 to present

**Longest Losing Streak:** 2, August 27, 2019 to August 6, 2020

**Longest Scoreless Streak:** 4.1, July 23 to August 3, 2020

**INFIELDER****Height/Weight:** 6-3 / 205**Bats/Throws:** Right / Right**Birthdate:** October 19, 1999**Opening Day Age:** 23**Birthplace/Resides:** Lewes, Delaware / Rehoboth Beach, Delaware**Major League Service:** None**Obtained:** Selected in the 2nd round of the 2021 First-Year Player Draft**Contract Status:** First year of a one-year contract through 2023
 [Updated Stats](#)
**NON-ROSTER INVITEE****CAREER HIGHLIGHTS**

Was the A's second round pick in the 2021 First-Year Player Draft and has a .287 average with 25 home runs and 96 RBI in 132 games in two professional seasons...was rated as the A's number 2 prospect by *Baseball America* following the 2021 season and No. 3 after 2022...was named an A's Organizational All-Star and the their third-best prospect by MiLB.com in 2022...played for Mesa in the Arizona Fall League in 2022.

**2022 HIGHLIGHTS**

- Made both his Double-A and Triple-A debuts in his first full professional season as he combined to hit .270 with 18 home runs, 66 RBI and an .815 OPS in 96 games with Midland and Las Vegas.
- Tied for fourth in the A's farm system in RBI, ranked fifth in slugging (.463), tied for fifth in total bases (180), seventh in batting, OPS (.815) and home runs, tied for eighth in walks (50) and ninth in on-base percentage (.352) and hits (105).
- Batted .326 (29-for-89) with a 1.097 OPS against left-handed pitchers compared to .253 (76-for-300) with a .732 OPS against right-handers...hit 10 home runs in 89 at bats against lefties (8.9 at bats per home run), eight in 300 at bats against righties (37.5 at bats per home run).
- Had a .316 average with runners in scoring position...was 5-for-13 (.385) with a double, two home runs, 14 RBI and a walk with the bases loaded.
- Hit 13 of his 18 home runs in road ballparks.
- Started 62 games at second base, 26 at third base, seven at designated hitter and one in center field...committed seven errors as a second baseman (.974 fielding percentage) and four as a third baseman (.922).
- Hit .360 as a third baseman, .249 as a second baseman and .138 as the designated hitter.
- Made 72 starts batting second but started games in each of the first five spots in the batting order.
- Was rated as the A's third-best prospect by MiLB.com and *Baseball America* following the season...was also named an A's Organizational All-Star by MiLB.com.
- **DAY-BY-DAY:** Was the RockHounds Opening Day starter at third base on April 8 at Amarillo and went 3-for-5 with two home runs and five RBI...it was his second career two-homer game and the first round tripper was a grand slam...the five RBI matched his career high...began the year with a season-high 14-game hitting streak through April 26 (24-for-68, .353) and reached base safely in 30 of his first 31 games through May 17 (.360 batting average, .411 on-base percentage)...had a season-high four hits April 10 at Amarillo...struck out a career-high four times April 15 against Corpus Christi (also Aug. 13 at Tulsa)...hit .329 in 18 games in April and then batted .301 in 21 games in May...had a 10-game hitting streak from May 5 to 17...went 19-for-42 (.451) with 10 runs, four doubles, a triple, two home runs, 14 RBI and seven walks during the streak...had eight consecutive multiple hit games from May 6-15 and four straight multi-RBI games from May 6-10 (11 RBI total)...connected for his second two-homer game of the season and third of his career when he went 2-for-3 with a career-high tying five RBI on May 8 at Amarillo...went 0-for-18 over a five-game stretch from May 18 to 22...then reached base safely in 24 consecutive games from May 24 to Aug. 16...hit .270 with a .365 on-base percentage during the streak...was placed on the injured list May 29 with an

anterior labral tear and missed nearly seven weeks...was reinstated July 14...hit .315 with eight stolen bases in 39 games before the injury, .235 with two steals in 57 games after the injury...belted his second grand slam of the season July 17 at Frisco...had six home runs over his first 53 games through Aug. 7...then slugged 12 home runs over his final 43 contests... had six home runs and 23 RBI in 24 games in August...also hit six home runs in 24 games in September...was batting .271 with 13 home runs and 61 RBI in 87 games with Midland when he was moved up to Las Vegas Sept. 19...went 9-for-35 (.257) with a double, five home runs and five RBI in nine games with the Aviators...had his third two-homer game of the season and the fourth of his career Sept. 26 at Sacramento...hit .228 with three home runs and seven RBI in 21 games with Mesa in the Arizona Fall League following the season.

## CAREER

**2021**—Played for three different teams in his professional debut and hit a combined .333 with seven home runs and 30 RBI in 36 games...added 20 walks for a .422 on-base percentage... slugged .565 and had a .987 OPS...was successful in 13-of-15 (86.7%) stolen base attempts...tied for eighth in the A's farm system in stolen bases...hit .336 with six of his seven home runs against right-handed pitchers compared to .318 against left-handers...batted .447 with runners in scoring position...was 3-for-4 (.750) with two doubles and nine RBI with the bases loaded...had a .344 batting average and five of his seven home runs in his home ballparks...hit .345 in the sixth inning or later...started 34 games on defense, all at third base...committed nine errors for a .871 fielding percentage...also went 2-for-8 (.250) in two starts at designated hitter...batted second in the order 32 times and had one game each in the three, seven, eight and nine spots...was rated as the A's number 2 prospect by *Baseball America* following the season...signed with the A's on July 24 and made his professional debut with the A's affiliate in the Arizona Complex League on Aug. 9 at the Giants-Black...went 2-for-2 with two RBI and a career-high two stolen bases that day and was promoted to Low-A Stockton on Aug. 10...hit .298 with seven home runs and 22 RBI in 32 games with the Ports...during his time at Stockton (Aug. 10-Sept. 25), he tied for third in the Low-A West in runs (26), home runs and extra base hits (16), ranked fourth in total bases (68), tied for fourth in walks (19) and fifth in RBI, slugging (.548) and OPS (.941)...hit his first professional home run on Aug. 24 against Inland Empire and homered five times over a 10-game span from Aug. 24 to Sept. 8...hit .426 (23-for-54) with 14 runs, six doubles, six home runs, 17 RBI and eight walks over a 13-game stretch from Aug. 26 to Sept. 14...stole a career-high tying two bases Aug. 31 vs. Fresno...had a career-high five RBI in a 9-3 win over Fresno on Sept. 2...was 5-for-6 with four runs scored, a double, two home runs and four RBI on Sept. 14 vs. Modesto...the hits, runs and home runs were career highs...was moved up to Triple-A Las Vegas on Sept. 26...hit safely in each of his three games with the Aviators, going 7-for-12 (.583) with six RBI...matched his career high with five RBI on Sept. 27 against Oklahoma City.

## PERSONAL/MISCELLANEOUS

Zachary Dunn Gelof was originally signed by A's scout Tripp Faulk...graduated from Cape Henlopen High School (Del.) and was named 2018 Delaware Gatorade Player of the Year...attended the University of Virginia where he hit .316 with 16 home runs, 91 RBI and 32 stolen bases in 137 games in three seasons.

### LIFETIME PLAYING RECORD

Year	Club	AVG.	G	AB	R	H	2B	3B	HR	RBI	SH	SF	HP	BB	SO	SB	CS	OBP	SLG	E
2021	ACL A's	1.000	1	2	1	2	0	0	0	2	0	0	1	0	0	2	0	1.000	1.000	0
	Stockton	.298	32	124	26	37	8	1	7	22	0	1	1	19	36	11	2	.393	.548	8
	Las Vegas	.583	3	12	3	7	1	0	0	6	0	0	0	1	2	0	0	.615	.667	1
2022	Midland	.271	87	354	54	96	16	2	13	61	0	1	0	47	110	9	2	.356	.438	9
	Las Vegas	.257	9	35	7	9	1	0	5	5	0	0	0	3	11	1	0	.316	.714	2
Minor League Career		.287	132	527	91	151	26	3	25	96	0	2	2	70	159	23	4	.371	.490	20

### CAREER TRANSACTIONS

**2018** — Selected by the Cleveland Indians organization in the 38th round of the First-Year Player Draft, did not sign. **2021** — Selected by the Oakland Athletics organization in the 2nd round of the First-Year Player Draft.



**RIGHT-HANDED PITCHER****Height/Weight:** 6-2 / 200**Bats/Throws:** Right / Right**Birthdate:** May 20, 1999**Opening Day Age:** 23**Birthplace/Resides:** Flowood, Mississippi / Brandon, Mississippi**Major League Service:** None**Obtained:** Acquired from the New York Mets with Adam Oller for Chris Bassitt, March 12, 2022.**Contract Status:** First year of a one-year contract through 2023[Updated Stats](#)**NON-ROSTER INVITEE****CAREER HIGHLIGHTS**

Was originally a first round draft pick of the Dodgers in 2018 but did not sign...signed with the Mets after being selected in the second round in 2020 but did not pitch that year as he was recovering from "Tommy John" surgery in college...is 6-9 with a 3.68 ERA and .232 opponents batting average in 30 games, all starts, in two seasons in the Mets (2021) and A's farm systems (2022)...was rated as the Mets fifth-best prospect by MiLB.com and sixth-best by *Baseball America* following the 2021 season...pitched for Mesa in the Arizona Fall League in 2022.

**2022 HIGHLIGHTS**

- Was limited to just 12 starts in his first season in the A's organization due to three stints on the injured list...combined for a 1-4 record, a 5.10 ERA and .710 OPS with Double-A Midland and the A's affiliate in the Arizona Complex League.
- Struck out 46 batters in 42.1 innings (9.78 per nine innings) and walked just 14 for a strike-out-to-walk ratio of 3.29.
- Surrendered just three home runs.
- Had a .250 opponents batting average, which broke down to .216 (19-for-88) against right-handed hitters and .288 (23-for-80) against left-handers.
- His opponents average dropped to .220 with runners in scoring position.
- Allowed just one run in the first inning for a 0.75 ERA...yielded 17 of his 30 runs in the second inning (10.03 ERA)
- Started on at least six days rest in 10 of his 12 starts and exactly five days rest in his other two...did not allow an earned run in his two starts on five days rest (8.0 ip).
- Tossed five innings or fewer in all 12 of his starts, including four innings or fewer 10 times.
- **DAY-BY-DAY:** Struck out a season-high seven batters in 3.2 innings in his Double-A debut on April 12 against Corpus Christi but was the losing pitcher in an 11-4 loss (2 h, 2 r, 2 er, 1 bb)...issued a season-high three walks in his second start on April 19 at Wichita, his first of three three-walk games...equaled his season high with seven strikeouts in a season-high 5.0 innings April 26 against Frisco...was 0-2 with a 6.14 ERA in four starts when he was placed on the injured list May 4 with a strained right forearm...was reinstated on May 14, had a no decision on May 15 against Corpus Christi (2.0 ip, 2 h, 2 r, 2 er, 3 bb, 3 so), and returned to the IL with the forearm strain on May 16...missed two months before beginning a rehab assignment with the A's affiliate in the Arizona Complex League on July 22...did not allow an earned run in two starts (7.0 ip, 4 h, 1 r, 5 so) and was reinstated from the IL on Aug. 1...went 1-2 with a 5.79 ERA in five starts with the RockHounds following his return...did not yield a home run in 18.2 innings...allowed three runs on a career-high nine hits in 4.0 innings in a 9-1 loss to Amarillo on Aug. 18...tossed a season-high 76 pitches in a season-high tying 5.0 innings Aug. 25 at San Antonio...yielded a career-high eight runs in 1.2 innings in a 22-5 loss to Arkansas in his final start on Sept. 1...it was the shortest start of his career...was placed on the IL for a third time on Sept. 7 with a right ankle laceration and missed the remainder of the season...pitched for Mesa in the Arizona Fall League and went 1-1 with a 2.25 ERA in five starts.

## CAREER

**2021**—Began the season on the injured list as he continued his recovery from “Tommy John” surgery in college...was reinstated on June 1 and combined for a 5-5 record, a 3.03 ERA and .605 opponents OPS in 18 starts in his professional debut with Single-A St. Lucie and High-A Brooklyn...walked just 22 batters in 92.0 innings, an average of 2.15 per nine innings...struck out 81 for a strikeout-to-walk ratio of 3.68...surrendered just three home runs...tied for seventh in the Mets farm system in games started, ranked eighth in innings pitched (92.0) and tied for ninth in strikeouts...allowed a .223 opponents batting average, which broke down to .196 (40-for-204) with a .519 OPS against right-handed hitters compared to .263 (35-for-133) with a .738 OPS against left-handers...yielded two of his three home runs to lefties...compiled a 3.83 ERA over the first three innings of a game, a 1.89 ERA from the fourth inning on...held the opponents clean-up hitter to a .158 batting average and no home runs...tossed at least four innings in 14 of his 18 starts...walked one batter or fewer 13 times and allowed one run or fewer nine times...started the season at St. Lucie and made his professional debut on June 3 at Fort Myers...tossed 3.0 scoreless innings but had a no decision in a 7-0 loss (2 h, 2 bb, 1 so)...allowed just one run over his first three starts (11.0 ip) but logged fewer than five innings in each start and did not have a decision...picked up his first win June 20 at Jupiter in a 6-4 victory (5.0 ip, 4 h, 3 r, 3 er, 1 bb, 4 so)...allowed his third home run of the season in his sixth start on July 3 at Clearwater...did not allow a home run over his final 12 starts (65.1 ip)...struck out a career-high 10 batters in 6.0 scoreless innings for the win on July 10 against Fort Myers...was 2-1 with a 2.56 ERA and .195 opponents batting average in eight starts with St. Lucie when he was promoted to Brooklyn on July 19...went 3-4 with a 3.38 ERA and .240 opponents batting average in 10 starts with the Cyclones...posted a 1.26 ERA over his final five starts beginning Aug. 25...logged a career-high 92 pitches in 5.2 innings of work on Sept. 2 against Wilmington...did not allow a run in back-to-back starts on Sept. 8 at Hudson Valley (5.0 ip) and Sept. 14 against Jersey Shore (7.0 ip) as part of a 14.0-inning scoreless streak from Sept. 8-19...picked up the win in both outings and his 7.0 innings against Jersey Shore are a career-high...went 2-2 despite a 1.14 ERA and .186 opponents batting average in four starts in September...was rated as the Mets fifth-best prospect by MiLB.com and sixth-best by *Baseball America* following the season.

**2020**—Did not pitch as he was recovering from “Tommy John” surgery prior to being drafted.

## PERSONAL/MISCELLANEOUS

John Thomas Ginn was originally signed by Mets scout Jet Butler...graduated from Brandon (Miss.) High School where he was named the Gatorade Mississippi Player of the Year as a senior...attended Mississippi State University and was named the Perfect Game National Freshman of the Year in 2019 season after putting up a 3.13 ERA in 17 starts with 105 strikeouts and 19 walks in 86.1 innings...started Mississippi State’s opener in 2020 but left the game with an injury that would lead to “Tommy John” surgery.

### LIFETIME PITCHING RECORD

Year	Club	W	L	ERA	G	GS	CG	SHO	SV	IP	H	R	ER	HR	HB	BB	IBB	SO	WP	BK
2020																				
2021	St. Lucie	2	1	2.56	8	8	0	0	0	38.2	26	12	11	3	2	10	0	35	1	1
	Brooklyn	3	4	3.38	10	10	0	0	0	53.1	49	22	20	0	5	12	1	46	1	1
2022	Midland	1	4	6.11	10	10	0	0	0	35.1	38	28	24	3	4	14	0	41	7	1
	ACL A's	0	0	0.00	2	2	0	0	0	7.0	4	1	0	0	0	0	0	5	1	0
	Minor League Totals	6	9	3.68	30	30	0	0	0	134.1	117	63	55	6	11	36	1	127	10	3

### CAREER TRANSACTIONS

**2018** — Selected by the Los Angeles Dodgers organization in the 1st round (30th selection overall) of the First-Year Player Draft, did not sign. **2020** — Selected by the New York Mets organization in the 2nd round of the First-Year Player Draft. **2022** — Traded to the Oakland Athletics with pitcher Adam Oller for pitcher Chris Bassitt, March 12.

**RIGHT-HANDED PITCHER****Height/Weight:** 6-5 / 245**Bats/Throws:** Right / Right**Birthdate:** April 17, 1989**Opening Day Age:** 33**Birthplace/Resides:** San Felix, Venezuela / Winter Garden, Florida**Major League Service:** 4 years, 71 days**Obtained:** Signed to a minor league contract, January 28, 2021**Contract Status:** First year of a one-year contract through 2023[Updated Stats](#)**NON-ROSTER INVITEE****CAREER HIGHLIGHTS**

Was originally signed by the New York Mets organization in 2005 at the age of 16 out of Venezuela...made his Major League debut 10 years later with Pittsburgh and is 12-6 with a 4.54 ERA in 136 relief appearances over six seasons with the Pirates (2015), Angels (2016-17), Brewers (2019), Phillies (2020) and A's (2021)...has also pitched in the Twins and Rangers organizations and is 60-64 with 10 saves and a 4.31 ERA in 374 games, including 129 starts, in 14 seasons in the minors...pitched for the World Team in the All-Star Futures Game in 2007...was on the roster for Venezuela in World Baseball Classic in 2013 and 2017...pitched for Magallanes in the Venezuelan Winter League from 2008-18 and 2020.

**2022 HIGHLIGHTS**

- Made one appearance in Spring Training and began the season on the injured list with a sprained right ulnar collateral ligament.
- Underwent right elbow UCL reconstructive surgery on April 13 and missed the entire season...the surgery was performed at the Texas Metroplex Institute Surgical Center in Arlington, Tex. by Dr. Keith Meister...Dr. Meister performed the ulnar collateral ligament reconstruction using a palmaris longus tendon graft.

**CAREER**

**2021**—Made a career-high 53 relief appearances and was 4-1 with a 4.11 ERA and .218 opponents batting average in his first season with the A's...also had career highs in innings pitched (65.2), strikeouts (62), wins, walks (20), hit by pitches (4), runs (34) and earned runs (30)...yielded a .217 average and .634 OPS against left-handed hitters compared to .219 with a .654 OPS against right-handers...first batters faced were 10-for-50 (.200) with two walks and a hit by pitch (.245 on-base percentage)...allowed 6-of-20 (30.0%) inherited runners to score...posted a 3.20 ERA and .537 opponents OPS over his first 40 games through the end of August...then logged a 7.20 ERA and .943 opponents OPS over his final 13 contests...compiled a 3.15 ERA in 29 night games, a 5.17 ERA in 24 appearances during the day...had a 3.45 ERA and .527 opponents OPS in 23 games at home, a 4.62 ERA and .732 OPS on the road...held the opponents five hitter to a .179 batting average...opponents went 0-for-17 when putting his curveball in play...tossed more than one inning in 19 of his 53 appearances, including two or more nine times...began the year at the A's alternate site but was selected by Oakland on April 8 and spent the remainder of the season with the A's...tossed 3.0 scoreless innings in his second outing on April 13 at Arizona, which matched the longest outing of his career...it was his first of three appearances of 3.0 innings in 2021 (May 13 at Boston, Aug. 24 vs. Seattle)...also struck out a season-high five...walked a career-high four batters in 0.2 innings on April 25 at Baltimore...first batters faced were 0-for-13 with a walk and a hit by pitch over a 15-game stretch from April 28 to July 1...had a season-high 8.1-inning scoreless streak over a six-game stretch from May 24 to June 25...opponents went 1-for-25 (.040) with a walk over that span...made his 99th career appearance on May 31 at Seattle but number 100 would not come until June 21 at Texas when he retired the side in order in the seventh inning...had 20 days of rest between appearances...had eight consecutive scoreless appearances from July 4-27 (7.2 ip)...retired 13 of 14 first batters faced from July 20 to Aug. 31 (1 bb)...matched his season-high with five strikeouts in 3.0 scoreless and hitless innings on Aug. 24

against Seattle...was credited with the win in back-to-back outings on Aug. 29 vs. New York and Aug. 31 at Detroit...yielded just two runs in 10 games and 12.0 innings in August and had a 1.50 ERA and .122 opponents batting average...had allowed just 2-of-16 (12.5%) inherited runners to score before allowing 2-of-2 to score in each of his final two appearances on Sept. 27 at Seattle and Oct. 1 at Houston.

**2020**—Was claimed off waivers from Milwaukee by Philadelphia on Feb. 5 and made the Phillies Opening Day roster...went 1-3 with an 8.59 ERA in nine relief appearances before he was designated for assignment on Aug. 22...spent the remainder of the year at Philadelphia's alternate site...allowed a .313 opponents batting average...surrendered three home runs in 7.1 innings for a .625 opponents slugging percentage...held left-handed hitters to a .077 average and .297 OPS compared to .474 with all three of his home runs and a 1.493 OPS against right-handers...opponents hit .150 with the bases empty, .583 with all three of his home runs with runners on...logged one inning or fewer in eight of his nine appearances...pitched one scoreless inning and struck out a season-high two in his first outing on July 25 against Miami...tossed a season-high 1.1 innings Aug. 18 at Boston...pitched 0.2 scoreless innings Aug. 21 at Atlanta but was designated for assignment the next day...was outrighted to the Phillies alternate site Aug. 25 and did not pitch the rest of the season...went 0-2 with a 6.55 ERA and .289 opponents batting average in 12 relief appearances for Magallanes in the Venezuelan Winter League...struck out 12 batters in 11.0 innings and walked four.

**2019**—Attended Milwaukee's Spring Training as a non-roster invitee...spent the majority of the season with Triple-A San Antonio...averaged 11.88 strikeouts per nine innings and posted a 0.89 WHIP...following the All-Star break, posted a 0.71 ERA with 40 strikeouts in 18 games...held left-handed hitters to a .156 average and .200 slugging percentage...had his contract selected by the Brewers on July 4...made his only appearance with Milwaukee on July 5 at Pittsburgh...was designated for assignment on July 6 and later outrighted to San Antonio.

**2018**—Spent the season with Triple-A Round Rock in the Texas organization...averaged 10.77 strikeouts per nine innings...limited left-handed hitters to a .188 batting average...held opponents to a .203 average with runners in scoring position...finished the season with a 21.0-inning scoreless streak...following the season, pitched for Magallanes in the Venezuelan Winter League.

**2017**—Made 19 relief appearances with Los Angeles (AL) across two stints (April 14-June 2 and Sept. 5-end of season)...appeared in 31 games with Triple-A Salt Lake...participated in the World Baseball Classic for Venezuela...following the season, pitched for Magallanes in the Venezuelan Winter League.

**2016**—Had two stints with Los Angeles (AL) from May 21 to 29 and June 4 through the end of the season...made 44 relief appearances in total...appeared in three games with Salt Lake...was on Salt Lake's disabled list from April 7 to May 5 following an appendectomy...following the season, pitched for Magallanes in the Venezuelan Winter League.

**2015**—Began the season with Triple-A Indianapolis...made his Major League debut on June 27 vs. Atlanta, pitching the ninth inning of an 8-4 win (1.0 ip, 1 h, 1 so)...struck out Jace Peterson for his first career strikeout...earned his first ML win June 30 at Detroit after tossing 3.0 scoreless innings...was placed on the 15-day disabled list Aug. 7 with left knee inflammation...was transferred to the 60-day DL on Sept. 2 and missed the remainder of the season...following the season, pitched for Magallanes in the Venezuelan Winter League.

**2014**—Spent the entire season with Triple-A Rochester...was on the disabled list from April 18 to May 4 with a strained right hamstring...following the season, pitched for Magallanes in the Venezuelan Winter League.

**2013**—Was limited to three rehab appearances with the Gulf Coast League Twins after undergoing surgery to remove a rib to improve circulation in his right shoulder (blood clot)...was named to Venezuela's roster for the World Baseball Classic, but did not pitch...following the season, pitched for Magallanes in the Venezuelan Winter League.

**2012**—Opened the year with Double-A New Britain...was promoted to Rochester on April 28 for the remainder of the season...was on the disabled list from July 3 to 24 with right shoulder tendinitis...following the season, pitched for Magallanes in the Venezuelan Winter League.

**2011**—Spent the entire season with New Britain...following the season, pitched for Magallanes in the Venezuelan Winter League.

**2010**—Selected as an Eastern League Midseason All-Star...pitched the majority of the season with New Britain...appeared in five games, including four starts, with Rochester...following the season, pitched for Magallanes in the Venezuelan Winter League.

**2009**—Split the year between Single-A Fort Myers and New Britain...named Florida State League Pitcher of the Week June 29 to July 5 and Eastern League Pitcher of the Week July 20-26...following the season, pitched for Magallanes in the Venezuelan Winter League.

**2008**—Spent the whole season with Fort Myers...following the season, pitched for Magallanes in the Venezuelan Winter League.

**2007**—Spent the entire season with Single-A St. Lucie...was on the disabled list from May 10 to 31 with right shoulder tendinitis...pitched for the World Team in the All-Star Futures Game.

**2006**—Pitched for Single-A Hagerstown and St. Lucie in his first professional season.

**PERSONAL/MISCELLANEOUS**

Deolis Alexander Guerra was originally signed by Robert Alfonso, Rafael Bournigal and Sandy Johnson...is married, Dianny, and has a daughter, Lucia...graduated from La California High School (VZ).

**LIFETIME PITCHING RECORD**

Year	Club	W	L	ERA	G	GS	CG	SHO	SV	IP	H	R	ER	HR	HB	BB	IBB	SO	WP	BK	
2006	Hagerstown	6	7	2.20	17	17	0	0	0	81.2	59	22	20	3	2	37	0	64	5	0	
	St. Lucie	1	1	6.14	2	2	0	0	0	7.1	9	6	5	1	0	6	0	5	1	0	
2007	St. Lucie	2	6	4.01	21	20	0	0	0	89.2	80	44	40	9	6	25	0	66	6	2	
2008	Fort Myers	11	9	5.47	26	25	1	1	0	130.0	138	85	*79	12	5	71	0	71	10	0	
2009	Fort Myers	6	8	4.69	16	15	0	0	0	86.1	95	52	45	6	5	25	1	57	5	2	
	New Britain	6	3	5.17	12	11	1	1	0	62.2	62	38	36	4	5	17	0	49	4	0	
2010	New Britain	2	10	6.24	19	19	1	0	0	102.1	127	83	71	14	4	37	0	67	9	1	
	Rochester	0	3	6.84	5	4	0	0	0	25.0	35	21	19	5	1	8	1	18	2	1	
2011	New Britain	8	7	5.59	37	10	0	0	1	95.0	102	67	59	11	4	28	0	95	11	0	
2012	New Britain	2	0	0.71	7	0	0	0	1	12.2	5	1	1	0	1	1	0	15	2	0	
	Rochester	2	3	4.87	29	0	0	0	0	57.1	59	33	31	7	2	21	1	56	5	0	
2013	GCL Twins	0	1	4.50	3	0	0	0	0	4.0	3	2	2	0	0	1	0	3	0	0	
2014	Rochester	2	2	4.33	36	1	0	0	0	52.0	51	28	25	5	0	18	0	54	3	0	
2015	Indianapolis	2	1	1.23	25	0	0	0	4	36.2	21	6	5	1	0	8	1	37	3	0	
	PITTSBURGH	2	0	6.48	10	0	0	0	0	16.2	26	12	12	5	1	3	0	17	2	0	
2016	Salt Lake	0	0	0.00	3	0	0	0	0	5.0	3	0	0	0	0	2	0	7	1	0	
	LOS ANGELES (AL)	3	0	3.21	44	0	0	0	0	53.1	52	23	19	6	2	7	0	36	2	1	
2017	Salt Lake	4	1	1.98	31	0	0	0	2	41.0	26	9	9	3	2	8	0	41	2	0	
	LOS ANGELES (AL)	2	2	4.68	19	0	0	0	0	25.0	20	13	13	4	0	12	0	22	2	0	
2018	Round Rock	2	2	3.79	40	4	0	0	2	59.1	47	26	25	7	1	16	0	71	5	0	
2019	San Antonio	4	0	1.89	45	1	0	0	0	66.2	43	19	14	5	2	16	1	88	3	0	
	MILWAUKEE	0	0	54.00	1	0	0	0	0	0.2	4	4	4	1	0	0	0	0	0	0	
2020	PHILADELPHIA	1	3	8.59	9	0	0	0	0	7.1	10	9	7	3	2	2	0	8	0	0	
2021	OAKLAND	4	1	4.11	53	0	0	0	0	65.2	53	34	30	8	4	20	0	62	1	0	
2022	OAKLAND	(Injured — Did not pitch)																			
Major League Totals		12	6	4.54	136	0	0	0	0	168.2	165	95	85	27	9	44	0	145	7	1	
Minor League Totals		60	64	4.31	374	129	3	2	10	1014.2	965	542	486	93	40	334	5	864	77	6	

## CAREER TRANSACTIONS

**2005** — Signed by the New York Mets organization as a non-drafted free agent, July 2. **2008** — Traded to the Minnesota Twins with pitchers Philip Humber and Kevin Mulvey and outfielder Carlos Gómez for pitcher Johan Santana, February 2. **2013** — Elected free agency, November 4; re-signed by the Twins to a minor league contract, November 20. **2014** — Elected free agency, November 3; signed by the Pittsburgh Pirates to a minor league contract, November 14. **2015** — On the disabled list, August 7 to October 20. Elected free agency, October 27; re-signed by the Pirates to a minor league contract, December 6. Selected by the Los Angeles Angels in the Rule 5 draft, December 10. **2016** — Elected free agency, March 25; re-signed by the Angels, March 26. **2017** — Elected free agency, November 3. **2018** — Signed by the Texas Rangers to a minor league contract, January 19. Elected free agency, November 2; signed by the Milwaukee Brewers to a minor league contract, December 8. **2019** — Elected free agency, September 30; signed by the Brewers, October 17. **2020** — Claimed off waivers by the Philadelphia Phillies, February 5. Elected free agency, October 14. **2021** — Signed by the Oakland Athletics to a minor league contract, January 28. **2022** — On the injured list, April 4 to November 7.


## WORLD BASEBALL CLASSIC RECORD

Year	Club	W	L	ERA	G	GS	CG	SHO	SV	IP	H	R	ER	HR	HB	BB	IBB	SO	WP	BK	
2013	Venezuela																				
2017	Venezuela	0	0	0.00	1	0	0	0	0	0.1	1	0	0	0	0	0	0	0	0	0	0
<b>Totals</b>		<b>0</b>	<b>0</b>	<b>0.00</b>	<b>1</b>	<b>0</b>	<b>0</b>	<b>0</b>	<b>0</b>	<b>0.1</b>	<b>1</b>	<b>0</b>	<b>0</b>	<b>0</b>	<b>0</b>	<b>0</b>	<b>0</b>	<b>0</b>	<b>0</b>	<b>0</b>	<b>0</b>

## GUERRA'S CAREER BESTS

**Low Hit Complete Game:** None  
**Innings Pitched:** 3.0 (five times), last: August 24, 2021 vs. Seattle  
**Strikeouts:** 5 (twice), last: August 24, 2021 vs. Seattle  
**Pitches:** 64, July 30, 2015 at Cincinnati  
**Longest Winning Streak:** 5, June 30, 2015 to September 4, 2016  
**Longest Losing Streak:** 3, August 9 to 20, 2020  
**Longest Scoreless Streak:** 9.2, May 29 to June 15, 2016



**LEFT-HANDED PITCHER****Height/Weight:** 6-2 / 208**Bats/Throws:** Right / Left**Birthdate:** December 26, 1996**Opening Day Age:** 26**Birthplace/Resides:** Lafayette, Louisiana / Houston, Texas**Major League Service:** None**Obtained:** Selected in the 3rd round of the 2018 First-Year Player Draft**Contract Status:** First year of a one-year contract through 2023
 [Updated Stats](#)
**CAREER HIGHLIGHTS**

Was the A's third round selection in the 2018 draft but has pitched in just 38 games over two seasons...missed the 2018 and 2021 seasons due to ulnar collateral ligament problems that eventually led to "Tommy John" surgery...also did not pitch in 2020 due to the pandemic...is 3-9 with a 3.16 ERA in 38 games, including 35 starts...has 170 strikeouts in 128.1 innings, an average of 11.92 per nine innings...was named an A's Organizational All-Star by MiLB.com in 2019 and 2022...pitched for Mesa in the Arizona Fall League in 2021.

**2022 HIGHLIGHTS**

- Pitched for three different teams in the A's farm system and was a combined 2-4 with a 3.42 ERA and .626 opponents OPS in 23 games, including 22 starts, with High-A Lansing, Double-A Midland and Triple-A Las Vegas.
- Struck out 105 batters in 73.2 innings, an average of 12.83 strikeouts per nine innings.
- Had nearly as many walks (43) and hit batters (7) as hits (51)...held the opposition to a .192 batting average but allowed a .318 on-base percentage.
- Surrendered just six home run and had a .308 opponents slugging percentage.
- Tied for fourth in the A's farm system in games started and tied for sixth in strikeouts.
- Combined for a 1-1 record, a 1.59 ERA, .130 opponents batting average and .442 OPS in 15 games with Lansing and Midland...then went 1-3 with a 6.35 ERA, .277 opponents average and .880 OPS in eight starts with Las Vegas.
- His opponents batting average broke down to .175 (33-for-189) with a .581 OPS against right-handed hitters compared to .234 (18-for-77) with a .729 OPS against left-handers.
- Allowed a .161 average with runners in scoring position...opponents were 1-for-9 (.111) with a grand slam and four strikeouts with the bases loaded.
- Yielded a .140 batting average with two strikes.
- Opponents hit .259 in the first inning, .160 from the second inning on.
- Held the opponents leadoff hitter to a .104 batting average and .214 on-base percentage...the five hitter was 1-for-27 (.037).
- Combined for a 1-0 record and a 2.49 ERA in 13 games on the road compared to 1-4 with a 4.75 ERA in 10 starts in his home ballparks.
- Tossed 3.0 innings or fewer in each of his eight starts with Lansing and logged 5.0 innings or fewer in all 23 outings...allowed two hits or fewer 16 times but walked two or more 15 times
- Was named an A's Organizational All-Star by MiLB.com.
- **DAY-BY-DAY:** Began the season on the injured list with a strained left rib cage muscle...was reinstated on April 23 and allowed two runs in 1.0 innings in a start on April 24 against Fort Wayne for the loss...did not allowed an earned run over his next nine starts from April 29 to June 29 (24.2 ip)...yielded one run over that stretch and opponents were 8-for-79 (.101) with 13 walks and 33 strikeouts...was 0-1 with a 4.50 ERA in three starts when he was placed on the injured list May 5 with a sprained right ankle...was reinstated May 22 and allowed an unearned run in 1.2 innings that day at Great Lakes...then had a career-high 23.0-inning scoreless streak from May 29 to July 6...was 0-1 with a 1.38 ERA in seven starts with Lansing when he was promoted to Midland on June 13...went 1-0 with a 1.67 ERA in eight games in his Double-A debut with the RockHounds...walked a career-high four batters in 4.0 scoreless innings June 22 against Tulsa...tossed a career-high tying 5.0 scoreless innings for his first of

two wins, June 29 against San Antonio...went 1-0 with a 0.00 ERA (18.0 ip) and .107 opponents batting average in five starts in June...yielded two runs in each of his three starts in July (4.91 ERA) but then began August with three consecutive scoreless outings (12.2 ip, 4 h, 10 bb, 20 so)...made his lone relief appearance of the season on Aug. 3 at Arkansas (4.0 ip, 1 h, 3 bb, 6 so)...tossed a career-high 79 pitches on Aug. 10 at Tulsa, was promoted to Las Vegas on Aug. 16, and logged 79 pitches again while tossing 4.0 scoreless innings in his Triple-A debut that day at Sacramento...allowed two hits, struck out seven but walked a career-high tying four...allowed a career-high seven runs in 2.1 innings for the loss in his next start on Aug. 23 against Sugar Land...yielded a career-high seven hits in 1.2 innings at Reno on Sept. 3...picked up the win in his final start of the season on Sept. 26 at Sacramento when he struck out a career-high nine batters in a career-high tying 5.0 scoreless innings.

## CAREER

**2021**—Did not pitch as he continued his recovery from “Tommy John” surgery on his left elbow...was assigned to the Mesa in the Arizona Fall League following the season and went 0-1 with a 7.20 ERA in six games, including two starts...struck out 14 and walked 14 in 10.0 innings.

**2020**—Did not pitch after the minor league season was cancelled due to the pandemic.

**2019**—Began his professional career with Short-Season Vermont and was 1-3 with a 3.12 ERA in eight games, six starts, when he was promoted to High-A Stockton on July 27...was 0-2 with a 2.51 ERA in seven starts with the Ports and combined for a 1-5 record, a 2.80 ERA and .169 opponents batting average in 15 games, 13 starts, overall...struck out 65 batters in 54.2 innings (10.70 per nine innings)...walked 19 for a strikeout-to-walk ratio of 3.42...surrendered just four home runs (0.66 per nine innings)...his opponents batting average broke down to .149 against right-handed hitters and .229 against left-handers...allowed a .280 batting average with runners in scoring position...did not allow a run in six of his 15 appearances and surrendered just one run nine times...tossed three or more innings 12 times...made his professional debut with a start on June 17 at Connecticut and was the losing pitcher in the Lake Monsters 3-0 loss (3.1 ip, 2 h, 3 r, 3 er, 1 bb, 5 so)...struck out Clark Brinkman in the first inning for his first strikeout...allowed one run in a career-high 5.0 innings of relief for his first win on June 28 against Staten Island (2 h, 1 bb, 6 so)...it was one of just three outings of 5.0 innings (also Aug. 1 against Modesto and Aug. 18 at Lake Elsinore...did not allow a run in his first three outings in July (10.2 ip) and opponents were 2-for-32 (.063) with two walks and 17 strikeouts...fanned a season-high eight July 3 at Lowell...did not allow a run over his final three starts from Aug. 18 to 29 (13.0 ip) and opponents went 2-for-39 (.051) over that stretch...was named an A's Organizational All-Star by MiLB.com

**2018**—Was signed by the A's on June 11 but was placed on the disabled list June 18 with a left ulnar collateral ligament injury and missed the entire season.

## PERSONAL/MISCELLANEOUS

Hogan Anthony Harris was originally signed by A's scout Kelcey Mucker...graduated from St. Thomas More High School in Lafayette, Louisiana...attended the University of Louisiana at Lafayette where he compiled a 12-4 record and a 2.87 ERA in three seasons.

### LIFETIME PITCHING RECORD

Year	Club	W	L	ERA	G	GS	CG	SHO	SV	IP	H	R	ER	HR	HB	BB	IBB	SO	WP	BK
2018										(Injured — Did not pitch)										
2019	Vermont	1	3	3.12	8	6	0	0	0	26.0	14	11	9	2	3	9	0	36	1	0
	Stockton	0	2	2.51	7	7	0	0	0	28.2	18	8	8	2	1	10	0	29	2	0
2020										(Minor League Season Cancelled — Did not pitch)										
2021										(Injured — Did not pitch)										
2022	Lansing	0	1	1.38	7	7	0	0	0	13.0	5	4	2	0	2	7	0	18	0	0
	Midland	1	0	1.67	8	7	0	0	0	32.1	15	6	6	0	4	19	0	48	1	0
	Las Vegas	1	3	6.35	8	8	0	0	0	28.1	31	21	20	6	1	17	0	39	2	0
<b>Minor League Totals</b>		<b>3</b>	<b>9</b>	<b>3.16</b>	<b>38</b>	<b>35</b>	<b>0</b>	<b>0</b>	<b>0</b>	<b>128.1</b>	<b>83</b>	<b>50</b>	<b>45</b>	<b>10</b>	<b>11</b>	<b>62</b>	<b>0</b>	<b>170</b>	<b>6</b>	<b>0</b>

### CAREER TRANSACTIONS

**2018** — Selected by the Oakland Athletics organization in the 3rd round of the First-Year Player Draft.

**RIGHT-HANDED PITCHER****Height/Weight:** 6-4 / 235**Bats/Throws:** Right / Right**Birthdate:** December 25, 1994**Opening Day Age:** 28**Birthplace/Resides:** Berryhill, Oklahoma / Sand Springs, Oklahoma**Major League Service:** 1 year**Obtained:** Selected in the Triple-A Phase of the Rule 5 draft, December 10, 2020**Contract Status:** First year of a one-year contract through 2023
[@ZachJackson32](https://twitter.com/ZachJackson32)
[Updated Stats](#)
**CAREER HIGHLIGHTS**

Made his Major League debut with Oakland in 2022 and was 2-3 with three saves and a 3.00 ERA in 54 relief appearances...was originally selected by Toronto in the third round of the 2016 First-Year Player Draft and pitched four seasons in the Blue Jays farm system before the A's selected him in the Triple-A phase of the 2020 Rule 5 draft...is 16-8 with 14 saves and a 3.00 ERA in 170 career minor league appearances, all in relief...has 281 strikeouts in 227.2 innings, an average of 11.11 per nine innings...has yielded just 15 home runs (0.59 per nine innings), 10 of which came in 2019...has held opponents to a .186 batting average...played in the Arizona Fall League in 2018.

**2022 HIGHLIGHTS**

- Was a non-roster invitee during the spring and spent the entire season with the A's before going on the injured list at the end of August with an inflamed right shoulder...went 2-3 with three saves, a 3.00 ERA and .547 opponents OPS in 54 relief appearances in his Major League debut.
- Ranked second in the American League with 26 holds...was 10th among AL rookies in games pitched.
- Allowed a .171 opponents batting average but issued 33 walks for a .315 opponents on-base percentage...the walks tied for sixth among AL relievers...surrendered just one home run and had a .232 opponents slugging percentage.
- Struck out 67 batters in 48.0 innings, an average of 12.56 per nine innings.
- Based on a minimum of 40 innings pitched, he had the fourth highest average of strikeouts per nine innings in Oakland history, the seventh fewest home runs per nine innings and the ninth highest walks per nine innings (6.19).
- First batters faced were 8-for-43 (.186) but he walked nine and hit one for a .337 on-base percentage...the first batter walks tied for fourth most in the AL.
- Was 3-for-6 (50.0%) in save opportunities...allowed 3-of-16 (18.8%) inherited runners to score.
- His opponents batting average broke down to .143 (9-for-63) with a .547 OPS against left-handed hitters compared to .188 (19-for-101) with a .546 OPS against right-handers.
- Had a .131 opponents average with the bases empty, .212 with runners on...yielded a .231 average with runners in scoring position.
- Compiled a 2.16 ERA in 27 games on the road and stranded all eight of his inherited runners... had a 3.91 ERA in 27 home games but did not allow a home run in 23.0 innings.
- Posted a 2.16 ERA in 29 games at night, a 3.91 ERA in 25 games during the day.
- Had a 5.40 ERA in 12 games on no days rest, a 2.43 ERA in 41 games on one day of rest or more.
- Logged a 5.14 ERA in the ninth inning, a 1.54 ERA in all other innings.
- Allowed a .117 batting average with two strikes.
- Tossed fewer than 1.0 innings in 20 of his 54 appearances.
- **DAY-BY-DAY:** Made his Major League debut in the second game of the season on April 9 at Philadelphia and tossed a scoreless eighth inning...walked the first batter he faced (Hoskins) but then got Jean Segura to ground into a double play and fanned Didi Gregorius for his first career strikeout...allowed a career-high two hits in his second game on April 11 at Tampa Bay, his first of six games with two hits...earned his first career save April 19 against Baltimore

when he recorded the final out in the A's 2-1 win...had a 5.40 ERA and .935 opponents OPS over his first seven games through April 21...then did not allow an earned run in 12 of his next 13 games from April 24 to May 24...had a 1.84 ERA, .128 opponents batting average and .408 OPS over that stretch...tossed a career-high 2.0 scoreless innings April 24 against Baltimore...struck out a career-high three batters April 30 against Cleveland...first batters faced were 1-for-15 over a 22-game stretch from May 4 to July 1 but he issued seven first-batter walks over that span...allowed a career-high three runs in 0.2 innings against Tampa Bay on May 4 and took the loss in a 3-0 decision...was credited with his first ML win May 17 against Minnesota when he logged 1.1 scoreless innings in the A's 5-2 victory...tossed a career-high 34 pitches...yielded six runs in 8.0 innings over a 10-game span from May 25 to June 23 (6.75 ERA)...walked all four batters he faced on May 31 against Houston to become the first pitcher in Athletics history to face at least four batters in a game and walk each batter...the four walks were a career high...walked 11 batters in 12.1 innings in May...matched his career high with three strikeouts on June 7 at Atlanta...did not allow an earned run over a 14-game stretch from June 25 to July 29 (12.1 ip, 4 h, 1 r, 5 bb, 16 so)...that included a career-high 6.0 inning scoreless streak from June 25 to July 9...opponents were 2-for-25 (.080) with no extra base hits against him in June but he walked seven for a .281 on-base percentage...then posted a 0.84 ERA, .135 opponents batting average and .436 opponents OPS in 13 games in July...allowed his first and only home run of the season on Aug. 4 at Los Angeles (AL), snapping a career-opening 46-game, 41.1-inning, 172-batter faced homerless streak...it was the longest career-opening homerless streak by an A's pitcher since Brad Ziegler set the Oakland record with a 54.0-inning streak from May 31-Sept. 14, 2008...was placed on the 15-day injured list Aug. 30 retroactive to Aug. 27 with a right shoulder inflammation and missed the rest of the season.

## CAREER

**2021**—Was selected by the A's in the Triple-A portion of the Rule 5 draft and split his season between Double-A Midland and Triple-A Las Vegas...combined for a 2-2 record, a career-high tying six saves and a 2.57 ERA in 25 relief appearances before a right hip labral tear ended his season in mid-July...struck out 47 batters in 28.0 innings, an average of 15.11 per nine innings...walked 13 for a strikeout-to-walk ratio of 3.62...surrendered just two extra base hits (one double, one home run) for a .224 opponents slugging percentage...allowed a .184 opponents batting average, which broke down to .130 with a .398 OPS against right-handed hitters compared to .231 with a .606 OPS against left-handers...did not allow an extra base hit to a right-hander...opponents went 2-for-35 (.057) with runners in scoring position...was a perfect 6-for-6 in save opportunities and his six saves tied for sixth in the A's farm system...allowed 2-of-8 (25.0%) inherited runners to score...first batters faced were 5-for-21 (.238) with three walks and a sacrifice hit...did not allow an earned run in eight home games with Midland (9.0 ip, 2 h, 1 r, 2 bb, 19 so) but had a 7.94 ERA in six games at home with Las Vegas...posted 2.02 ERA in 11 road games...compiled a 0.96 ERA in the ninth inning and did not allow an earned run or a hit in extra innings (6.0 ip, 0-for-18)...allowed a .092 batting average with two strikes...held the opponents five hitter to a .091 average...struck out a season-high four batters in 1.1 innings in his first appearance on May 4 against Frisco...it was his first of four four-strikeout contests...tossed a season-high 2.0 innings May 19 at Amarillo...allowed an unearned run for the loss on May 25 against Frisco, snapping a nine-game winning streak dating back to April 27, 2019...it was his first loss since Aug. 21, 2018...did not allow an earned run in 10 appearances in May and struck out 22 batters in 11.1 innings...converted each of his four save opportunities and opponents were 2-for-35 (.057) with five walks (.175 on-base percentage)...was 1-1 with five saves, a 0.55 ERA and .127 opponents in 14 games with Midland when he was promoted to Las Vegas on June 15...went 1-1 with a save, a 5.40 ERA and .256 opponents average in 11 relief appearances with the Aviators...surrendered his only home run of the year in his first outing with Las Vegas on June 17 against Tacoma...then did not allow a run over his next five games from June 21 to July 4 (7.0 ip)...matched his season high with 2.0 scoreless innings on June 27 at Salt Lake...stranded each of his first six inherited runners before allowing his only inherited runner to score in back-to-back games on July 4 and 6 against Sacramento...had a 1.33 ERA in 23 games overall before allowing two runs in each of his final two appearances...was placed on the injured list July 20 with a right hip labral tear and missed the remainder of the season.

**2020**—Did not pitch as the minor league season was canceled due to the pandemic.

**2019**—Made his Triple-A debut with Buffalo and went 9-0 with a save and a 3.97 ERA in 46 relief appearances...the wins were a minor league career-high as he had just five over his first three seasons...also had a career high 68.0 innings pitched and his 3.97 ERA was the highest of his career...tied for seventh among all International League pitchers in wins and tied for eighth in games pitched...tied for third in the Blue Jays farm system in games pitched and tied for seventh in wins...his opponents batting average broke down to .217 against left-handed hitters compared to .229 against right-handers...opponents hit .271 with the bases empty, .165 with runners on...seven of the 10 home runs he allowed were solo shots...allowed 7-of-25 (28.0%) inherited runners to score...first batters faced were 11-for-40 (.275) with six walks (.370 on-base percentage)...compiled a 3.13 ERA and .189 opponents batting average in 24 games on the road, a 4.99 ERA and .265 opponents average in 22 games at home...held the opponents five hitter to a .042 batting average...tossed at least one inning in 44 of his 46 outings, including two or more 16 times...posted a 0.77 ERA and .14 opponents batting average over a 23-game stretch from May 21-July 27...stranded 16 of his final 17 inherited runners beginning May 29...did not allow an earned run over a 13-game span from June 8-July 17 (22.0 ip)...compiled a 0.48 ERA and .131 opponents batting average in 11 relief appearances in June...struck out a minor league career-high tying five batters in 2.0 scoreless innings on July 14 at Worcester...was placed on the injured list Sept. 1 with a left shin contusion and missed the remainder of the season.

**2018**—Played the entire season with Double-A New Hampshire and struck out a minor league career-high 75 batters in 62.0 innings...posted a 2.47 ERA for the second consecutive season while recording a career-low .142 opponents batting average...also made one postseason appearance (0.1 ip, 1 h, 1 bb)...played for the Surprise Saguaros in the Arizona Fall League and recorded 14 strikeouts over 11.1 innings (4.76 ERA).

**2017**—Started the season with 15 games for Single-A Lansing...struck out 25 batters over 20.0 innings...was promoted to Single-A Advanced Dunedin for the remainder of the season on June 3...posted a 2.03 ERA and a .171 opponents batting average across 27 outings for the D-Jays while striking out 43 batters in 31.0 innings of work...had a win in one postseason appearance (1.2 ip, 2 h, 1 r, 1 er, 1 bb, 1 so).

**2016**—Played one game for the GCL Blue Jays after signing with Toronto in July of 2016...then joined Short-Season Single-A Vancouver for 13 appearances to close out the season...went 1-1 for the Canadians while recording a .206 opponents batting average and a 3.57 ERA.

## PERSONAL/MISCELLANEOUS

Zachary Garrett Jackson...graduated from Berryhill (Okla.) High School...went on to play three seasons at the University of Arkansas...in his sophomore year (2015), went 5-1 with a 2.10 ERA and 89 strikeouts in 60.0 innings...was named to the Southeastern Conference All-Conference Team.

### LIFETIME PITCHING RECORD

Year	Club	W	L	ERA	G	GS	CG	SHO	SV	IP	H	R	ER	HR	HB	BB	IBB	SO	WP	BK	
2016	GCL Blue Jays	0	0	0.00	1	0	0	0	0	1.0	1	0	0	0	0	0	0	0	0	0	
	Vancouver	1	1	3.57	13	0	0	0	0	17.2	13	8	7	0	0	12	0	23	1	0	
2017	Lansing	1	0	3.15	15	0	0	0	1	20.0	13	7	7	2	1	8	0	25	3	0	
	Dunedin	1	2	2.03	27	0	0	0	4	31.0	19	7	7	0	0	18	0	43	6	0	
2018	New Hampshire	2	3	2.47	43	0	0	0	2	62.0	29	20	17	2	0	51	3	75	5	0	
2019	Buffalo	9	0	3.97	46	0	0	0	1	68.0	56	35	30	10	2	34	0	68	6	1	
2020		(Minor League Season Canceled — Did not play)																			
2021	Midland	1	1	0.55	14	0	0	0	5	16.1	7	3	1	0	1	7	0	34	6	0	
	Las Vegas	1	1	5.40	11	0	0	0	1	11.2	11	7	7	1	0	6	0	13	1	0	
2022	OAKLAND	2	3	3.00	54	0	0	0	3	48.0	28	18	16	1	2	33	3	67	9	0	
<b>Major League Totals</b>		<b>2</b>	<b>3</b>	<b>3.00</b>	<b>54</b>	<b>0</b>	<b>0</b>	<b>0</b>	<b>3</b>	<b>48.0</b>	<b>28</b>	<b>18</b>	<b>16</b>	<b>1</b>	<b>2</b>	<b>33</b>	<b>3</b>	<b>67</b>	<b>9</b>	<b>0</b>	
<b>Minor League Totals</b>		<b>16</b>	<b>8</b>	<b>3.00</b>	<b>170</b>	<b>0</b>	<b>0</b>	<b>0</b>	<b>14</b>	<b>227.2</b>	<b>149</b>	<b>87</b>	<b>76</b>	<b>15</b>	<b>4</b>	<b>136</b>	<b>3</b>	<b>281</b>	<b>28</b>	<b>1</b>	

## CAREER TRANSACTIONS

**2016** — Selected by the Toronto Blue Jays in the third round of the First-Year Player Draft. **2020** — Selected by the Oakland Athletics organization in the Triple-A Phase of the Rule 5 Draft, December 10. **2022** — On the injured list, August 27 to October 5.

## JACKSON'S CAREER BESTS

**Low Hit Complete Game:** None

**Innings Pitched:** 2.0, April 24, 2022 vs. Texas

**Strikeouts:** 3 (twice), last: June 7, 2022 at Atlanta

**Pitches:** 34, May 17, 2022 vs. Minnesota

**Longest Winning Streak:** 1, June 25, 2022

**Longest Losing Streak:** 1 (three times), last: July 30, 2022 to present

**Longest Scoreless Streak:** 6.0, June 25 to July 9, 2022



**RIGHT-HANDED PITCHER**

Height/Weight: 6-0 / 182

Bats/Throws: Left / Right

Birthdate: August 2, 1995

Opening Day Age: 27

Birthplace/Resides: Merced, California / Atwater, California

Major League Service: 1 year, 48 days

**Obtained:** Selected in Competitive Balance Round A of the 2016 First-Year Player Draft.

**Contract Status:** First year of a one-year contract through 2023

 [Updated Stats](#)

**NON-ROSTER INVITEE****CAREER HIGHLIGHTS**

Made his Major League debut in 2020 and is 2-8 with a 5.75 ERA in 14 games, including 10 starts, in three seasons with Oakland...has finished each of the last two seasons on the injured list and has undergone three surgeries, including two “Tommy John” surgeries (April 26, 2017 and Sept. 9, 2022) and thoracic outlet surgery (June 13, 2022)...is 7-3 with a 3.93 ERA in 49 games, including 37 starts, in five seasons in the minors...in 176.1 innings, he has struck out 189 (9.65 per nine innings) and walked just 23 (1.17 per nine innings)...was a Competitive Balance Round A selection of the A’s in the 2016 First-Year Player Draft (37th selection overall) but pitched in just eight games over his first three seasons and one in 2020 when the pandemic canceled the minor league season...was rated as the A’s number four prospect by *Baseball America* following the 2019 season, number three after the 2020 season and number seven following the 2021 season.

**2022 HIGHLIGHTS**

- Picked up the win in his first start of the season but then lost each of his next seven starts before going on the injured list in mid-May...missed the remainder of the season after undergoing thoracic outlet surgery in June and “Tommy John” surgery in September.
- Was 1-7 with a 5.72 ERA and .767 opponents OPS in his eight starts.
- Allowed a .286 opponents batting average but walked just eight batters in 39.1 innings, an average of 1.83 walks per nine innings.
- His opponents batting average broke down to .243 (18-for-74) with a .624 OPS against left-handed hitters compared to .322 (28-for-87) with an .888 OPS against right-handers...yielded three of his four home runs to righties.
- Allowed a .342 batting average with runners in scoring position...three of the four home runs he surrendered came with the bases empty.
- Went 0-4 in four starts in Oakland and is winless in six career appearances in the Coliseum.
- Was 0-4 with a 6.98 ERA and .881 opponents OPS in four starts at night, 1-3 with a 4.50 ERA and .644 OPS in four starts during the day...his career splits are 0-5 with an 8.06 ERA and .927 OPS in seven night games, 2-3 with a 3.82 ERA and .627 OPS in seven day games.
- Received one run of support or fewer in six of his eight starts and had eight runs of support total (1.83 RSA).
- **DAY-BY-DAY:** Was on his first Opening Day roster and earned the win in his first start in the third game of the season, a 4-1 victory at Philadelphia on April 10...shut out the Phillies in five innings of work and tossed just 48 pitches...then lost each of his final seven starts and compiled a 6.55 ERA and .814 OPS during the losing streak, which is a career-high and was the longest by an Athletic in 2022...the streak of seven consecutive starts with a loss is tied for the third longest such streak in Oakland history...the longest are a pair of nine-game streaks by Brian Kingman (Aug. 12-Sept. 25, 1980) and Mike Morgan (June 11, 1978-July 24, 1979)...received no runs of support in back-to-back starts on April 15 at Toronto and April 20 against Baltimore and lost both starts despite allowing three runs, two earned, in 10.1 innings...struck out a career-high five batters in a career-high 6.0 innings in his outing against the Orioles...that gave him a 1-2 record despite a 1.17 ERA over his first three starts...finished April 1-3 with a 3.26 ERA in four starts but then went 0-4 with an 8.10 ERA in four starts in May...tied for the most losses in the majors in May...allowed a career-high six runs on a career-high

11 hits in 5.0 innings in a 6-1 loss to Tampa Bay on May 2...the hits were the most by an A's pitcher since Frankie Montas allowed 11 on June 14, 2018 against Houston...tossed a career-high 90 pitches...did not walk a batter and had three consecutive starts from May 2-13 without issuing a walk (16.0 ip)...tossed a career-high tying 6.0 innings in a 2-0 loss to Los Angeles (AL) on May 13...allowed a career-high tying six runs and walked a career-high tying three batters while striking out a career-high tying five in 4.0 innings in his final start, a 14-4 loss to Minnesota on May 18...was placed on the 10-day injured list May 20 retroactive to May 19 with nerve irritation in his right arm...underwent thoracic outlet surgery on his right arm June 13 in Dallas, Tex....the surgery was performed by Dr. Greg Pearl...experienced discomfort in his elbow during his rehabilitation and had right elbow ulnar collateral ligament reconstruction and ulnar nerve transposition surgery on Sept. 9...the procedure was performed by Dr. Neal ElAttrache at the Cedars-Sinai Kerlan-Jobe Institute...it was his second "Tommy John" surgery as he previously had the procedure on April 26, 2017.

## CAREER

**2021**—Spent most of the season at Triple-A Las Vegas where he was 5-1 with a 4.91 ERA in 15 starts...also had two stints with Oakland and went 1-0 with a 3.60 ERA in five games, including one start, before his season ended on Sept. 18 when he was placed on the 10-day injured list with right elbow ulnar neuritis...allowed a .208 opponents batting average with the A's, which broke down to .185 with a .661 OPS against right-handed hitters compared to .231 with a .605 OPS against left-handers...had a .296 opponents average with the bases empty, .115 with runners on base...opponents were 1-for-12 (.083) with runners in scoring position...stranded all five of his inherited runners and first batters faced were 1-for-4 (.250) with a double...tossed 5.0 innings in his start and more than 2.0 innings in three of his four relief appearances...his five wins with the Aviators were a minor league career high and he matched his best with 15 starts...also had career highs in ERA (4.91), opponents batting average (.288), hits (90), runs (44), earned runs (42), home runs (13) and walks (11)...had a .316 opponents on-base percentage as he walked just 11 batters in 77.0 innings (1.29 per nine innings)...struck out 68 for a strikeout-to-walk ratio of 6.18...based on a minimum of 75 innings pitched, he led Triple-A West pitchers in strikeout-to-walk ratio, ranked second in fewest walks per nine innings, third in fewest pitches per inning (14.9), eighth in opponents on-base percentage and ninth in ERA...is opponents batting average broke down to .280 with a .789 OPS against right-handed hitters compared to .297 with a .830 OPS against left-handers...allowed 23 of his 44 runs in the first two innings of a game for a 6.60 ERA...had a 3.83 ERA after that, including 1.93 in the third inning...was 1-0 with a 3.58 ERA in five starts on four days rest, 4-1 with a 6.15 ERA in nine starts on five days rest or more...the Aviators were 4-5 in his no decisions and had a 9-6 (.600) record in his starting assignments...tossed six or more innings in seven of his 15 starts, allowed two runs or fewer eight times and walked one batter or fewer 12 times...had eight starts without a walk...was rated as the A's seventh-best prospect by *Baseball America* following the season...began the season on the Las Vegas injured list with right biceps tendinitis...was reinstated May 21 and tossed 4.0 scoreless innings in his Triple-A debut on May 24 against Salt Lake (7 h, 1 so)...had a no decision in an 8-5 loss...logged 4.1 scoreless innings and allowed just one hit in his second start on May 29 against Sacramento...was 1-0 with a 1.37 ERA and .225 opponents batting average over his first four starts through June 8...then went 1-1 with a 12.33 ERA and .408 opponents batting average over his next four starts...went 2-0 in five starts in June but had a 7.25 ERA, .323 opponents batting average and .969 OPS...struck out a career-high nine batters in 4.1 innings on July 3 against Sacramento but was charged with his only loss of the season...then went 1-0 with a 3.75 ERA over his next four starts before his first promotion to Oakland...allowed just one run in a career-high 7.0 innings on July 15 to defeat El Paso 5-1...matched his career high with nine strikeouts on July 20 against El Paso...allowed four runs on 10 hits in 5.0 innings July 26 against Salt Lake and was promoted to Oakland on Aug. 1...picked up his first Major League win that day in a start in the A's 8-3 win at Los Angeles-AL (5.0 ip, 3 h, 3 r, 3 er, 3 bb, 3 so) but that would be his only outing before he was optioned back to Las Vegas Aug. 8...went 2-0 with a 4.00 ERA over his final three starts with the Aviators...logged 6.0 scoreless innings on Aug. 15 against Tacoma and tossed a career-high 96 pitches...was recalled by Oakland on Aug. 27 and compiled a 2.70 ERA and .222 opponents batting average in four relief appearances, all in A's losses...pitched in relief for the first time in the majors on Sept. 1 at Detroit (1.0 ip, 2 h, 1 r, 2 so)...it would be his shortest outing as a reliever as he logged 2.1 scoreless innings Sept. 4 at Toronto, 3.1 innings Sept. 7 vs. Chicago (AL) and 3.1 score-

less innings Sept. 12 vs. Texas...was placed on the 10-day injured list Sept. 18 retroactive to Sept. 15 with right elbow ulnar neuritis and missed the remainder of the season.

**2020**—Made his Major League debut after being added as the 29th man for the Sept. 12 double-header at Texas...started the first game and was the losing pitcher in the A's 5-2 loss...allowed five runs on five hits and two walks in 2.0 innings...fanned Nick Solak in the first inning for his first ML strikeout...allowed five runs in the first inning on a three-run home run by Odor and a two-run home run by Guzman...then retired three of four batters in the second...was on the A's Taxi Squad for each of the final two road trips of the regular season and the postseason...made one Spring Training appearance (0.2 ip, 3 h, 3 r, 3 er, 1 bb) before he was optioned to Triple-A Las Vegas March 6...was added to the A's 60-man player pool June 29...was rated as the A's number three prospect by *Baseball America* following the season.

**2019**—Combined for a 2-2 record and a 3.42 ERA in 26 games, including 15 starts, with Single-A Stockton and Double-A Midland in his first full season following 2017 "Tommy John" surgery...struck out 93 batters in 79.0 innings, an average of 10.59 per nine innings...walked just 11 (1.25 per nine innings) for a strikeout-to-walk ratio of 10.3...was named the A's Organizational Pitcher of the Year...saw limited duty when he pitched, as he tossed exactly 3.0 innings in 24 of his 26 appearances...logged 3.1 innings and 3.2 innings in his other two outings...averaged 45.2 pitches per game...began the year with the Ports and was 1-0 with a 2.40 ERA in five games, three starts, when he was promoted to the RockHounds April 29...went 1-2 with a 3.66 ERA in 21 games, 12 starts, in his Double-A debut...combined with both clubs for a .242 opponents batting average, including .213 against left-handed hitters compared to .268 against right-handers...issued just one walk to batters leading off an inning...walked one batter or fewer in 25 of his 26 appearances...was rated as the A's number four prospect by *Baseball America* following the season...was credited with the first win of his professional career on Opening Day when he tossed 3.0 scoreless innings of relief on April 4 against Rancho Cucamonga...pitched 3.0 scoreless innings in each of his final two appearances with Stockton on April 19 against Modesto and April 25 at Visalia...was promoted to Midland on April 29 and did not walk a batter in his first eight games (24.2 ip)...had a five-game stretch from May 17 to June 7 where he allowed just three runs, two earned, in 15.2 innings (1.15 ERA)...tossed a season-high 3.2 innings June 7 against Frisco...tossed 3.0 scoreless innings in back-to-back outings on July 19 at Tulsa and July 25 against Arkansas to begin a season-ending stretch where he posted a 2.50 ERA over his final six appearances...walked two batters July 25 against Arkansas, his first career outing with more than one walk...went on the injured list Aug. 16 with a right pectoral muscle strain and missed the remainder of the season.

**2018**—Began his comeback from April 26, 2017 UCL reconstruction surgery on June 19 with the A's affiliate in the Arizona Rookie League...tossed 2.0 scoreless innings against the Giants-Black squad that day, allowing one hit and striking out five...returned to the disabled list July 1 to continue his rehab and missed the remainder of the season.

**2017**—Was limited to just two starts at Single-A Stockton before undergoing "Tommy John" surgery...tossed a season-high 4.0 scoreless innings in his first start on April 9 against Rancho Cucamonga...then allowed six runs in 3.0 innings April 13 at San Jose...was 0-0 with a 2.57 ERA in two starts when he was placed on the disabled list April 15 with a strained right forearm...underwent UCL reconstruction surgery on April 26 at the BASS surgical center in Walnut Creek...the surgery was performed by Dr. William Workman.

### CONSECUTIVE GAMES WITHOUT BEING NO-HIT

When the Cincinnati Reds were no-hit by the Cubs Jake Arrieta on April 21, 2016, the A's took over the longest active streak of consecutive games with one or more hits, a streak that reached 4,929 at the conclusion of the 2022 season. The streak is third longest in American League history and is 97 games away from tying the New York Yankees for second longest (Sept. 21, 1958-July 8, 1990). The streak would need to last another four years before breaking the record set of 5,550 set by Kansas City from May 16, 1973 to May 18, 2008. The last time the A's were no-hit was July 13, 1991 when Bob Millacki, Mike Flanagan, Mark Williamson and Gregg Olson combined to no-hit Oakland for Baltimore.

**2016**—Made his professional debut with the A's affiliate in the Arizona Rookie League and had no decisions and a 2.38 ERA in five starts...struck out 17, walked two and did not surrender a home run in 11.1 innings...allowed a .262 opponents batting average, including .167 against left-handed hitters and .182 with runners in scoring position...tossed 3.0 innings or fewer in each of his five starts...made his debut Aug. 8 against the Cubs (2.0 ip, 4 h, 1 r, 1 er, 3 so).

## PERSONAL/MISCELLANEOUS

Daulton Compton Jefferies was originally signed by A's scout Jermaine Clark...graduated from Buhach Colony (Atwater, CA) HS in 2013...attended the University of California where he finished 15-13 with a 2.72 ERA in 37 games, 36 starts, in three seasons with the Bears...went 7-0 with a 1.08 ERA as a junior in 2016 but made just eight starts due to calf and shoulder injuries...was First Team All-Pac 12 as a sophomore.

### LIFETIME PITCHING RECORD

Year	Club	W	L	ERA	G	GS	CG	SHO	SV	IP	H	R	ER	HR	HB	BB	IBB	SO	WP	BK
2016	AZL A's	0	0	2.38	5	5	0	0	0	11.1	11	3	3	0	0	2	0	17	0	0
2017	Stockton	0	0	2.57	2	1	0	0	0	7.0	7	6	2	0	0	1	0	6	0	0
2018	AZL A's	0	0	0.00	1	1	0	0	0	2.0	1	0	0	0	0	0	0	5	0	0
2019	Stockton	1	0	2.40	5	3	0	0	0	15.0	10	4	4	1	0	2	0	21	0	0
	Midland	1	2	3.66	21	12	0	0	0	64.0	63	30	26	7	5	7	0	72	7	0
2020	OAKLAND	0	1	22.50	1	1	0	0	0	2.0	5	5	5	2	0	2	0	1	0	0
2021	Las Vegas	5	1	4.91	15	15	0	0	0	77.0	90	44	42	13	4	11	0	68	1	1
	OAKLAND	1	0	3.60	5	1	0	0	0	15.0	11	6	6	1	1	4	0	8	1	0
2022	OAKLAND	1	7	5.72	8	8	0	0	0	39.1	46	26	25	4	2	8	0	28	3	0
<b>Major League Totals</b>		<b>2</b>	<b>8</b>	<b>5.75</b>	<b>14</b>	<b>10</b>	<b>0</b>	<b>0</b>	<b>0</b>	<b>56.1</b>	<b>62</b>	<b>37</b>	<b>36</b>	<b>7</b>	<b>3</b>	<b>14</b>	<b>0</b>	<b>37</b>	<b>4</b>	<b>0</b>
<b>Minor League Totals</b>		<b>7</b>	<b>3</b>	<b>3.93</b>	<b>49</b>	<b>37</b>	<b>0</b>	<b>0</b>	<b>0</b>	<b>176.1</b>	<b>182</b>	<b>87</b>	<b>77</b>	<b>21</b>	<b>9</b>	<b>23</b>	<b>0</b>	<b>189</b>	<b>8</b>	<b>1</b>

### CAREER TRANSACTIONS

**2013** — Selected by the Miami Marlins organization in the 39th round of the First-Year Player Draft, did not sign. **2016** — Selected by the Oakland Athletics organization in Competitive Balance Round A (37th selection overall) of the First-Year Player Draft. **2021** — On the injured list, September 15 to October 3. **2022** — On the injured list, May 19 to November 7.

### JEFFERIES' CAREER BESTS

**Low Hit Complete Game:** None

**Innings Pitched:** 6.0 (twice) last: May 13, 2022 vs. Los Angeles (AL). As reliever: 3.1 (twice), last: September 12, 2021 vs. Texas

**Strikeouts:** 5 (twice), last: May 18, 2022 vs. Minnesota. As reliever: 2 (twice), last: September 12, 2021 vs. Texas

**Pitches:** 90, May 2, 2022 vs. Tampa Bay

**Longest Winning Streak:** 2, August 1, 2021 to April 10, 2022

**Longest Losing Streak:** 7, April 15, 2022 to present

**Longest Scoreless Streak:** 8.1, September 12, 2021 to April 10, 2022



## RIGHT-HANDED PITCHER

**Height/Weight:** 6-1 / 182      **Bats/Throws:** Right / Right  
**Birthdate:** December 23, 1993      **Opening Day Age:** 29  
**Birthplace/Resides:** San Cristobal, Dominican Republic / San Cristobal, Dominican Republic  
**Major League Service:** 1 year, 31 days  
**Obtained:** Signed as a free agent to a minor league contract, October 15, 2021  
**Contract Status:** First year of a one-year contract through 2023

[Updated Stats](#)

## CAREER HIGHLIGHTS

Made his Major League debut with two appearances for San Francisco in 2020 and then saved 11 games in 34 appearances with the A's in 2022...is 3-4 with 11 saves and a 3.53 ERA in 36 career appearances...was selected in the Rule 5 draft in back-to-back seasons...was drafted by the A's following the 2020 season after the Giants selected him in 2019 and each time he was returned to Toronto...returns to Oakland in 2022 after becoming a minor league free agent...is 22-13 with 27 saves and a 3.18 ERA in 145 games, including 12 starts, in seven seasons in the minors...has 334 strikeouts in 243.2 innings (12.34 per nine innings)...had 11 starts and 10 relief appearances over his first three professional seasons from 2015-17 but has made just one start among his 124 minor league appearances since then.

## 2022 HIGHLIGHTS

- Pitched in 34 games in a season shortened by two stints on the injured list and was 3-4 with a 3.41 ERA and .537 opponents OPS.
- Saved a team-leading 11 games, which were the fewest by an A's team-leader since Dave Beard had 10 in 1983.
- The saves ranked second among Major League rookies in 2022 (Bautista, BAL 15) and tied for fifth in Oakland history...they were the most since Ryan Cook had 14 in 2012...converted 11-of-14 (78.6%) save opportunities.
- Allowed a .183 opponents batting average but issued 18 walks in 34.1 innings (4.72 per nine innings) for a .283 opponents on-base percentage.
- Yielded just two home runs, an average of 0.52 per nine innings.
- Had a 0.49 ERA, .404 opponents OPS and converted 10-of-10 save opportunities over his first 18 games through May 25...then allowed 11 runs in 3.2 innings over a five-game stretch from May 27 to June 10 when he was 1-3 with two blown saves, a 27.00 ERA and 1.189 OPS...posted a 0.73 ERA and .454 OPS over his final 11 games and had a win, a save and a blown save.
- Allowed 2-of-13 (15.4%) inherited runners to score...first batters faced were 6-for-28 (.214) but he walked six for a .353 on-base percentage.
- His opponents batting average broke down to .178 (8-for-45) against left-handed hitters compared to .185 (15-for-81) against right-handers...however, issued 12 of his 18 walks to lefties for a .640 OPS (.473 vs. righties).
- Yielded a .163 batting average with runners in scoring position...both of the home runs he allowed were solo shots.
- Compiled a 5.09 ERA and .637 opponents OPS in 17 games at home compared to a 1.62 ERA and .406 OPS in 17 contests on the road...stranded all seven of his inherited runners at home...was successful in 8-of-9 (88.9%) save chances on the road.
- Had a 2.82 ERA and .494 OPS in 22 day games, a 4.50 ERA and .613 OPS in 12 night games.
- Did not allow a run in eight games (8.2 ip) against AL East teams and converted each of his three save opportunities.
- Had a 4.76 ERA (12 er in 22.2 ip) in the ninth inning, a 0.77 ERA (1 er in 11.2 ip) in all other innings.
- Opponents hit .100 with two strikes.

## MOST SAVES, OAKLAND ROOKIE

26	Andrew Bailey, 2009
23	Huston Street, 2005
14	Ryan Cook, 2012
12	Rollie Fingers, 1969
11	Dany Jiménez, 2022
11	Brad Ziegler, 2008

- Did not allow a hit to the opponents number two hitter in the order (0-for-8).
- **DAY-BY-DAY:** Was on the A's Opening Day roster and did not allow a run over his first eight games, giving him a career-high 9.0-inning scoreless streak dating back to July 28, 2020...was credited with his first Major League save on April 14 at Tampa Bay after pitching a scoreless ninth inning in the A's 6-3 win...picked up his first ML win on April 16 at Toronto when he struck out the side in the eighth inning of the A's 7-5 win...took over as the A's closer when Lou Trivino went on the injured list April 19 and converted each of his first 10 save opportunities through May 25...his season-opening scoreless streak ended on April 30 against Cleveland when he allowed two unearned runs for the loss in a 3-1 decision...did not allow an earned run in nine games and 9.0 innings in April...had four saves and a .541 opponents OPS...was charged with his first earned run on May 15 against Los Angeles (AL), snapping a 14.0-inning streak without an earned run dating back to July 28, 2020...saved his 10th game of the season on May 25, which ranked fourth in the American League at the time...had a 0.49 ERA over that stretch...would save just one game over his final 16 contests...allowed 11 runs on seven hits and six walks in 3.2 innings over his next five games from May 27 to June 10...had his first two blown saves of the season over that span and posted a 1-3 record...allowed a career-high three hits May 27 against Texas...yielded a career-high four runs in 0.2 innings on June 1 against Houston...was 2-4 with 11 saves, two blown saves, a 4.38 ERA and .561 opponents OPS in 26 games when he was placed on the 15-day IL June 21 retroactive to June 19 with a strained right shoulder...was sent to Las Vegas on July 29 and retired all six batters he faced on a two-game rehab assignment, including four by strikeout...was reinstated on Aug. 2 but did not return to the closers role as he pitched in just eight games before returning to the IL with shoulder problems...struck out a career-high four in a career-high 2.0 innings on Aug. 10 against Los Angeles (AL)...also logged a career-high 30 pitches...matched his career high with 2.0 innings of scoreless relief for the win in a 4-3 victory over Seattle on Aug. 20...was 1-0 with a blown save, a 0.93 ERA and .469 opponents OPS in eight games in August when he was placed on the 60-day IL Aug. 27 with a strained right shoulder...missed the remainder of the season.

## CAREER

**2021**— Was with the A's during Spring Training after being selected in the Rule 5 draft and compiled a 6.00 ERA in three relief appearances before he was returned to Toronto March 15...spent the entire regular season with Triple-A Buffalo and was 3-3 with three saves and a 2.22 ERA in 39 games, including one start...allowed a .180 opponents batting average but walked a minor league career-high 25 batters for a .290 on-base percentage...struck out 73 batters in 44.2 innings, an average of 14.71 strikeouts per nine innings...had 69 strikeouts in relief, which ranked eighth among Triple-A East relievers...his opponents batting average included a mark of .159 with a .549 OPS against right-handed hitters compared to .222 with a .741 OPS against left-handers...yielded a .229 batting average with the base empty compared to .128 with runners on...opponents hit .130 with runners in scoring position, including 0-for-6 with a walk with the bases loaded...converted all three of his save opportunities...allowed 1-of-7 (14.3%) inherited runners to score...first batters faced were 7-for-35 (.200) with three walks and 21 strikeouts...did not allow a run in the eighth (10.1 ip) or ninth (2.0 ip) innings...allowed a .114 batting average with two strikes...held the opponents' number five hitter to a .045 batting average and the six hitter to a mark of .095...did not allow an earned run in nine appearances on one day of rest (9.1 ip)...had a 6.30 ERA in nine outings on two days rest and a 1.48 ERA when pitching on three days rest or more...did not pitch on consecutive days...compiled a 0.44 ERA and .130 opponents batting average in 18 outings on the road, a 3.75 ERA and .217 opponents average in 21 games at home...tossed at least one inning in 35 of his 39 appearances...logged a season high 2.0 innings five times...had an 11.25 ERA and .333 opponents batting average over his first three games...then allowed just seven runs over his final 36 outings for a 1.33 ERA and .161 opponents batting average...surrendered his fifth home run of the season June 2 against Syracuse but would not allow another round tripper over his final 31 games and 33.2 innings...yielded just two earned runs over his final 29 games beginning June 12 (0.57 ERA)...picked up his first two saves of the season in back-to-back outings on June 24 and 26 at Syracuse...issued a career-high tying three walks in 1.0 innings on July 17 against Lehigh Valley...allowed one run in that game but that would be the final run he would surrender in 2021 as he finished the season with an 18-game, 20.2-inning scoreless streak...struck out 38 batters in over that span and held the opposition to a .129 batting



average...made his lone start of the season on July 29 at Worcester (2.0 ip, 2 h, 2 bb, 4 so)...fanned a season-high five batters in 2.0 scoreless and hitless innings on Aug. 29 against Worcester...did not allow a run in eight games in August (8.2 ip, 3 h, 3 bb, 18 so) nor seven games in September (8.0 ip, 4 h, 3 bb, 14 so)...made eight relief appearances for Lacey in the Dominican Winter League following the season and compiled a 5.63 ERA.

**2020**—Made his Major League debut with San Francisco after the Giants selected him in the 2019 Rule 5 Draft from the Blue Jays organization...posted a 6.75 ERA and .200 opponents batting average in two relief appearances before he was designated for assignment July 30...was returned to Toronto Aug. 2 and did not pitch the remainder of the season...made his debut on Opening Day at Los Angeles (NL) on July 23 (0.1 ip, 1 h, 1 r, 1 er, 3 bb, 1 so)...entered the game in the seventh inning with a runner on second, two outs and the Giants trailing 4-1...allowed the inherited runner to score plus one of his own...struck out Mookie Betts to end the inning for his first strikeout...prior to that, had never pitched above Double-A...also pitched on July 28 against San Diego and retired the side in order in the ninth inning...played for Lacey in the Dominican Winter League following the season and was 1-1 with a 3.00 ERA and .182 opponents batting average in 10 relief appearances...struck out 15 in 9.0 innings but walked six.

**2019**—Split his season between High-A Dunedin and Double-A New Hampshire and combined for a 7-3 record, 10 saves and a 2.59 ERA in 45 relief appearances...struck out a minor league career-high 93 batters in 59.0 innings, an average of 14.19 per nine innings...walked 21 for a strikeout-to-walk ratio of 4.43...also had career highs in wins, games pitched and wild pitches (10)...ranked third in the Toronto farm system in saves and fifth in games pitched...was 5-1 with four saves and a 3.55 ERA in 20 relief appearances with Dunedin when he was promoted to New Hampshire June 14...went 2-2 with six saves and a 1.87 ERA in 25 outings with the Fisher Cats...combined for a .208 opponents batting average with both clubs...that broke down to .183 with against left-handed hitters compared to .234 against right-handers...five of his six home runs were solo shots...opponents hit .153 with runners in scoring position...had a 1.17 ERA after the break and a 1.96 ERA on the road...tossed at least one inning in 44 of his 45 appearances...struck out a season-high five batters in 2.0 innings May 3 against St. Lucie...fanned 22 batters and walked just one in nine games and 11.2 innings in May...did not allow an earned run over his final nine outings with Dunedin (11.2 ip, 4 h, 1 r, 3 bb, 23 so)...combined for a 1.46 ERA in eight outings in June...did not allow a run over his final 13 games and 14.1 innings...opponents went 6-for-49 (.122) over that span...pitched for Lacey in the Dominican Winter League following the season and logged a 9.00 ERA in three relief appearances.

**2018**—Spent the entire season at Single-A Lansing and was 6-2 with a minor league career-high 13 saves and a 3.84 ERA in 38 relief appearances...struck out 80, an average of 11.37 per nine innings...finished second in the Toronto farm system and fifth in the Midwest League in saves...was named to the ML Midseason All-Star team...had a .237 opponents batting average, which broke down to .200 against left-handed hitters compared to .256 against right-handers...yielded a .197 average with runners in scoring position...tossed at least one inning in 36 of his 38 appearances...posted a 1.59 ERA and .179 opponents batting average in eight relief appearances in May...pitched for the East team in the ML All-Star Game on June 19 (0.1 ip, 1 so)...struck out a season-high seven batters in 3.0 scoreless innings on July 27 at South Bend...logged a 0.69 ERA, a .186 opponents average and five saves in seven games in August...was placed on the disabled list Sept. 5 with right elbow capsulitis and missed the remainder of the season...made one appearance for Lacey in the Dominican Winter League postseason (1.0 ip).

**2017**—Began the season in extended spring training but joined Short-Season Vancouver when its season started in June...spent most of the season with the Canadians but also had a one-game stint with the Blue Jays affiliate in the Gulf Coast League on Aug. 21...combined to go 2-3 with a 5.49 ERA in seven games, including three starts, overall...struck out 24 and walked just four in 19.2 innings...allowed a .184 opponents batting average, which broke down to .115 against left-handed hitters compared to .220 against right-handers...opponents were 1-for-19 (.053) with two walks (.143 on-base percentage) when leading off an inning...struck out a career-high nine batters June 25 against Spokane...did not allow a run in one postseason appearance (0.2 ip, 1 h, 1 so).

**2016**—Made two starts with the Blue Jays Dominican Summer League team before coming to the United States on June 20...appeared in nine games in the Gulf Coast League and combined with the both clubs for a 3-2 record and a 2.72 ERA in 11 games, including eight starts...surrendered just one home run in 46.1 innings...allowed a .173 opponents batting average, including .147 against right-handed hitters and .180 with runners on base...tossed a career-high 6.0 scoreless innings and allowed just one hit July 16 against the Tigers.

**2015**—Made his professional debut with the Dominican Summer League Blue Jays and had a 5.19 ERA and .188 opponents batting average in three relief appearances...picked up the save in his professional debut on Aug. 14 against the Diamondbacks (1.0 ip, 1 h, 2 so)...record his first win in his final outing on Aug. 21 at the Reds (4.0 ip, 2 h, 1 r, 1 er, 2 bb, 4 so).

## PERSONAL/MISCELLANEOUS

Dany Jiménez...has one child, Dahian.

### LIFETIME PITCHING RECORD

Year	Club	W	L	ERA	G	GS	CG	SHO	SV	IP	H	R	ER	HR	HB	BB	IBB	SO	WP	BK
2015	DSL Blue Jays	1	0	5.19	3	0	0	0	1	8.2	6	5	5	2	0	4	0	12	0	0
2016	DSL Blue Jays	0	0	0.00	2	2	0	0	0	8.0	3	0	0	0	0	0	0	8	0	1
	GCL Blue Jays	3	2	3.29	9	6	0	0	0	38.1	25	15	14	1	3	18	0	40	3	1
2017	Vancouver	2	3	5.30	6	3	0	0	0	18.2	13	15	11	3	2	4	0	23	1	0
	GCL Blue Jays	0	0	9.00	1	0	0	0	0	1.0	1	2	1	0	1	0	0	1	0	0
2018	Lansing	6	2	3.84	38	0	0	0	13	63.1	58	30	27	10	1	24	2	80	6	1
2019	Dunedin	5	1	3.55	20	0	0	0	4	25.1	23	11	10	2	0	9	1	47	8	0
	New Hampshire	2	2	1.87	25	0	0	0	6	33.2	22	8	7	4	1	12	1	46	2	1
2020	SAN FRANCISCO	0	0	6.75	2	0	0	0	0	1.1	1	1	1	0	0	3	0	1	0	0
2021	Buffalo	3	3	2.22	39	1	0	0	3	44.2	29	13	11	5	0	25	0	73	6	1
2022	OAKLAND	3	4	3.41	34	0	0	0	11	34.1	23	16	13	2	0	18	4	34	2	0
	Las Vegas	0	0	0.00	2	0	0	0	0	2.0	0	0	0	0	0	0	0	4	0	0
<b>Major League Totals</b>		<b>3</b>	<b>4</b>	<b>3.53</b>	<b>36</b>	<b>0</b>	<b>0</b>	<b>0</b>	<b>11</b>	<b>35.2</b>	<b>24</b>	<b>17</b>	<b>14</b>	<b>2</b>	<b>0</b>	<b>21</b>	<b>4</b>	<b>35</b>	<b>2</b>	<b>0</b>
<b>Minor League Totals</b>		<b>22</b>	<b>13</b>	<b>3.18</b>	<b>145</b>	<b>12</b>	<b>0</b>	<b>0</b>	<b>27</b>	<b>243.2</b>	<b>180</b>	<b>99</b>	<b>86</b>	<b>27</b>	<b>8</b>	<b>96</b>	<b>4</b>	<b>334</b>	<b>26</b>	<b>5</b>

### CAREER TRANSACTIONS

**2015** — Signed by the Toronto Blue Jays as a non-drafted free agent, August 6. **2019** — Selected by the San Francisco Giants in the Rule 5 Draft, December 12. **2020** — Returned to Toronto (Rule 5), August 2. Selected by the Oakland A's in the second round of the Rule 5 Draft, December 10. **2021** — Returned to Toronto (Rule 5), March 15. Elected free agency, October 4; signed by Oakland to a minor league contract, October 15. **2022** — On the injured list, June 19 to August 1; included rehabilitation assignment to July 29 to August 1. On the injured list, August 27 to November 7.

### JIMENEZ' CAREER BESTS

**Low Hit Complete Game:** None  
**Innings Pitched:** 2.0 (twice), last: August 20, 2022 vs. Seattle  
**Strikeouts:** 4, August 10, 2022 vs. Los Angeles (AL)  
**Pitches:** 30, August 10, 2022 vs. Los Angeles (AL)  
**Longest Winning Streak:** 1 (three times), last: August 20, 2022 to present  
**Longest Losing Streak:** 2 (twice), last: June 1 to 10, 2022  
**Longest Scoreless Streak:** 9.0, July 28, 2020 to April 27, 2022



**RIGHT-HANDED PITCHER**

**Height/Weight:** 6-8 / 250

**Bats/Throws:** Right / Right

**Birthdate:** March 6, 1999

**Opening Day Age:** 24

**Birthplace/Resides:** Payita, Dominican Republic / Payita, Dominican Republic

**Major League Service:** None

**Obtained:** Signed as a non-drafted free agent, July 17, 2017

**Contract Status:** First year of a one-year contract through 2023

[Updated Stats](#)

**NON-ROSTER INVITEE**

**CAREER HIGHLIGHTS**

Was signed by the A's out of the Dominican Republic on July 17, 2017 and is 3-13 with a 4.72 ERA in 44 appearances, including 22 starts, in four seasons in the A's farm system...all three of his wins have come in relief as he has never tossed more than 4.0 innings as a starter...has 152 strikeouts in 124.0 innings, an average of 11.03 per nine innings...however, has issued 77 walks (5.59 per nine innings) and has 35 wild pitches...has held opponents to a .214 batting average but has a .351 opponents on-base percentage.

**2022 HIGHLIGHTS**

- Spent most of the season on the injured list with a sprained right ulnar collateral ligament... returned in July and combined to go 1-0 with a 3.92 ERA and .153 opponents batting average in eight games, including four starts, with the A's affiliate in the Arizona Complex League and High-A Lansing.
- Struck out 28 batters in 20.2 innings (12.19 per nine innings) but walked nine (3.92 per nine innings).
- His opponents batting average broke down to .138 (4-for-29) against left-handed hitters and .163 (7-for-43) against right-handers.
- Had a .122 opponents average with the bases empty, .286 with runners on...opponents were 4-for-11 (.364) with runners in scoring position.
- Had no decisions and a 3.97 ERA in his four starts...was 1-0 with a 3.86 ERA in four relief appearances.
- Tossed at least two innings in seven of his eight appearances.
- **DAY BY DAY:** Began the season on the injured list with a sprained right ulnar collateral ligament...was assigned to the A's affiliate in the Arizona Complex League on July 22 to begin a rehab assignment...did not allow a run in two appearances (4.0 ip, 1 h, 1 bb, 8 so), including July 28 at the Guardians when he fanned a season-high five in 2.0 scoreless and hitless innings... was reinstated from the IL on Aug. 4 and went 0-0 with a 4.86 ERA in six games, four starts, with Lansing...allowed a season-high three runs on a season-high three hits in 1.1 innings in his first start on Aug. 5 against West Michigan...equaled his season high with five strikeouts in back-to-back starts on Aug. 10 at Dayton and Aug. 16 against Great Lakes...matched his season-high with three runs and three hits in a relief appearance on Aug. 28 at Wisconsin... tossed a season-high 4.0 scoreless and hitless innings in his final start on Sept. 4 at South Bend but walked a season-high three.

**CAREER**

**2021**—Began the season in extended Spring Training before joining Single-A Stockton on June 19...went 1-1 with a 3.86 ERA in six games, including four starts, with the Ports before he was moved up to High-A Lansing on Aug. 3...went 0-2 with an 11.12 ERA in two starts before going on the injured list Aug. 11 with a sprained right elbow...missed the remainder of the season... combined with both clubs for a 1-3 record and a 5.40 ERA in eight games, six starts...struck out 40 batters in 26.2 innings (13.50 per nine innings), but also walked 13 (4.39 per nine innings)...had a .222 opponents batting average but a .319 on-base percentage...his opponents batting average broke down to .186 against right-handed hitters compared to .250 against left-handers...yielded

three of his four home runs to lefties...three of the four home runs were also solo shots...opponents hit .208 with a .296 on-base percentage when leading off an inning...was 0-3 with a 5.03 ERA in his six starts, 1-0 with a 6.43 ERA in two relief appearances...tossed at least 2.0 innings in each outing but never more than 4.0...tossed a career-high tying 4.0 innings in four consecutive outings from July 1 to 21 and was 1-1 with a 1.69 ERA and .132 opponents batting average over that span, which included three starts...began the stretch with 4.0 scoreless and hitless innings on July 1 against San Jose...also tossed 4.0 scoreless innings and allowed just one hit in his next start on July 8 at Modesto...matched his career high with seven strikeouts in did not walk a batter in 4.0 innings on July 14 against Fresno...was credited with his lone win on July 21 at San Jose when he allowed one run in 4.0 innings of relief...had four wild pitches and threw a career-high 66 pitches in his final appearance with Stockton on July 28 against Visalia...was moved up to Lansing on Aug. 3 and went 0-2 with a 11.12 ERA in two starts...was placed on the injured list Aug. 11 with a sprained right elbow and missed the remainder of the season.

**2020**—Did not pitch following the cancellation of the minor league season due to the pandemic.

**2019**—Spent his first season in the United States and went 1-5 with a 7.29 ERA in 13 games, including six starts, for the A's affiliate in the Arizona Rookie League...struck out 36 batters in 33.1 innings but also walked a career-high 33 and had a career-high 14 wild pitches...had a .258 opponents batting average but a .427 on-base percentage...yielded just one home run...allowed a .212 batting average and .614 OPS against left-handed hitters compared to .292 and a .886 OPS against right-handers...was 0-3 with an 8.22 ERA and .310 opponents batting average in his six starts, 1-2 with a 6.50 ERA and .212 opponents average in seven relief appearances...held opponents to a .077 average when ahead in the count, .333 when behind...struck out a career-high seven batters in 3.0 scoreless innings in his first game, a start on June 20 against Padres2...was credited with his first professional win in his next outing on June 25 against Indians Blue when he logged 3.0 scoreless innings of relief...did not allow an earned run in three of his first four appearances through July 5 and was 1-1 with a 1.59 ERA and .135 opponents batting average over that span.

**2018**—Made his professional debut with the A's affiliate in the Dominican Summer League and went 0-5 with a 2.70 ERA in a career-high 15 games, including six starts...struck out a career-high 48 batters in a career-high 43.1 innings (9.97 per nine innings) but also walked 22 and hit a career-high 11...did not surrender a home run...had a .203 opponents batting average but a .340 on-base percentage...left-handed hitters batted .143 with a .413 OPS compared to .229 with a .644 OPS by right-handers...allowed a .179 batting average with runners in scoring position...opponents were 0-for-47 when he was ahead in the count...tossed at least 2.0 innings in 14 of his 15 appearances, including 3.0 or more 12 times...pitched 3.0 innings of relief in his debut on June 4 at DSL Rays1 (5 h, 2 r, 2 er, 1 bb, 3 so)...made his first start in his next outing on June 9 against the RedSox (2.0 ip, 4 h, 4 r, 1 er, 2 bb, 5 so)...did not allow a run in seven of nine games from June 26 to Aug. 13 (0.68 ERA, .121 opponents batting average...yielded just one run in five games and 15.1 innings in July (0.59 ERA)...matched his career high with 4.0 hitless innings on Aug. 13 at DSL Astros.

## PERSONAL/MISCELLANEOUS

Jorge Miguel Juan (Almonte) was originally signed by Juan C. De La Cruz.

### LIFETIME PITCHING RECORD

Year	Club	W	L	ERA	G	GS	CG	SHO	SV	IP	H	R	ER	HR	HB	BB	IBB	SO	WP	BK	
2018	DSL A's	0	5	2.70	15	6	0	0	0	43.1	32	18	13	0	11	22	0	48	12	0	
2019	AZL A's (Green)	1	5	7.29	13	6	0	0	0	33.1	32	34	27	1	5	33	0	36	14	1	
2020		(Minor League Season Canceled — Did Not Pitch)																			
2021	Stockton	1	1	3.86	6	4	0	0	0	21.0	15	10	9	2	1	7	0	31	7	0	
	Lansing	0	2	11.12	2	2	0	0	0	5.2	7	7	7	2	0	6	0	9	1	2	
2022	ACL A's	1	0	0.00	2	0	0	0	0	4.0	1	0	0	0	1	1	0	8	0	1	
	Lansing	0	0	4.86	6	4	0	0	0	16.2	10	9	9	3	2	8	0	20	1	1	
<b>Minor League Totals</b>		<b>3</b>	<b>13</b>	<b>4.72</b>	<b>44</b>	<b>22</b>	<b>0</b>	<b>0</b>	<b>0</b>	<b>124.0</b>	<b>97</b>	<b>78</b>	<b>65</b>	<b>8</b>	<b>20</b>	<b>77</b>	<b>0</b>	<b>152</b>	<b>35</b>	<b>5</b>	

## CAREER TRANSACTIONS

2017 — Signed by the Oakland A's organization as a non-drafted free agent, July 17.



**RIGHT-HANDED PITCHER**

**Height/Weight:** 6-3 / 225

**Birthdate:** March 2, 1994

**Birthplace/Resides:** Laguna Hills, California / Venice, California

**Major League Service:** 2 years, 4 days

**Obtained:** Acquired from the New York Yankees with Dustin Fowler and Jorge Mateo for Sonny Gray and \$1.5 million international bonus slot cash, July 31, 2017

**Contract Status:** First year of a one-year contract through 2023

[@JamesKaprielian](#)

[jameskaprielian](#)

[Updated Stats](#)

**CAREER HIGHLIGHTS**

Made his Major League debut with Oakland in 2020 after pitching in just 27 games over his first five professional seasons due to elbow problems...is now 13-14 with a 4.20 ERA in 52 games, including 47 starts, in three seasons with the A's...is 7-7 with a 3.50 ERA in 31 games, including 26 starts, as a minor leaguer...was the New York Yankees first round draft pick in 2015 but pitched in just eight games over his first four years as a professional...missed most of 2016 with an elbow injury and then missed the entire 2017 and 2018 seasons following April 18, 2017 "Tommy John" surgery...was traded to the A's at the 2017 trading deadline in the Sonny Gray deal...pitched for Scottsdale in the Arizona Fall League in 2016...was rated by *Baseball America* as the Yankees number-four prospect following the 2015 season and number-five following 2016...was the A's number-eight prospect after the 2017 season and number-10 following 2020.

**2022 HIGHLIGHTS**

- Was 5-9 with a 4.23 ERA and .735 opponents OPS in 26 starts after going 8-5 with a 4.07 ERA and .732 OPS in 24 games, including 21 starts, as a rookie in 2021.
- Struck out 98 batters in 134.0 innings (6.58 per nine innings) after fanning 123 in 119.1 innings in 2021 (9.28 per nine innings).
- Allowed a .239 opponents batting average but walked a team-leading 59 batters for a .321 on-base percentage...his walks were the most by an A's pitcher since Sonny Gray also had 59 in 2015.
- Went 0-5 with a 5.88 ERA and .825 opponents OPS over his first 11 starts from May 1-June 26, 3-0 with a 1.89 ERA and .612 OPS over his next six starts from July 1 to Aug. 3, 0-4 with a 6.46 ERA and .874 OPS over his next five starts from Aug. 9 to 31 and 2-0 with a 1.80 ERA and .544 OPS over his final four starts beginning Sept. 15.
- His opponents batting average broke down to .237 (63-for-266) with a .696 opponents OPS against left-handed hitters compared to .241 (58-for-241) with a .777 OPS against right-handers.
- Opponents hit .243 with the bases empty, .232 with runners on...11 of the 16 home runs he allowed were solo shots...his career splits are .232 with 25 home runs with the bases empty, .243 with 12 home runs with runners on.
- Allowed 13 home runs in 69.0 innings and 14 starts before the All-Star Break, three home runs in 65.0 innings and 12 starts after the break.
- Had a .184 opponents batting average and .579 OPS the first time through the order, .263 with a .766 OPS the second time and .302 with a 1.004 OPS after that...now has a .186 average and .575 OPS in his career the first time through the order, .269 with an .843 OPS after that.
- Compiled a 2.77 ERA over the first two innings of a game, a 5.16 ERA from the third inning on...now has a 2.39 career ERA in the first and second innings, a 5.25 ERA after that.
- Had a 4-4 record with a 3.67 ERA and .712 opponents OPS in 15 starts on the road, compared to 1-5 with a 5.09 ERA and .770 OPS in 11 starts at home.
- Was 4-3 with a 3.30 ERA in 14 starts against American League West competition, 1-6 with a 5.46 ERA in 12 starts against all other teams...is now 8-5 with a 3.63 ERA in 29 career appearances against divisional foes, 5-9 with a 4.96 ERA in 23 games against everyone else...has seven of his 13 career wins against the Mariners (4) and Angels (3).



- Was 3-2 with a 4.47 ERA in 11 starts on four days rest, 2-6 with a 3.69 ERA in 14 starts on five days rest or more.
- Allowed a .193 average to the opponents number five hitter and has a .140 career average in that split.
- The A's were 13-13 in his starting assignments, which included an 8-4 record in his 12 no decisions...left with the lead in five of his starts only to have the bullpen blow the save...now has 20 career no decisions as a starter and has left with the lead and was the pitcher of record in nine of those no decisions...the A's are 24-23 (.511) in his 47 career starts.
- Tossed seven innings or fewer in each of his 26 starts in 2022 and in all 47 of his career starts...his streak of 47 consecutive starts of seven innings or fewer matches the longest in Athletics history (Montas, Sept. 25, 2019-April 18, 2022).
- **DAY BY DAY:** Did not pitch during the spring and began the season on the 10-day injured list with an inflamed right AC joint...was sent to Low-A Stockton on April 15 to begin a rehab assignment and picked up the win in a 14-10 Ports victory that day against Modesto...was moved up to Triple-A Las Vegas and made starts on April 20 against El Paso and April 26 against Tacoma...was a combined 1-1 with a 7.24 ERA in three starts overall when he reinstated from the IL on May 1...went 0-5 with a 5.88 ERA and .251 opponents batting average over his first 11 starts through June 26...the losing streak is a career high and the streak of 11 consecutive starts without a win was the longest by an A's pitcher since Chris Bassitt had a 15-start streak from Aug. 9, 2015-June 22, 2018...became the first A's pitcher to start the season 0-5 since Kendall Graveman also lost each of his first five decisions in 2018...took the loss in each of his first two starts...logged 2.0 innings in his first start, a 7-3 loss to Cleveland on May 1 in Oakland...it was the shortest start of his career...then lost a 1-0 decision at Minnesota on May 7, allowing a Polanco home run in the sixth for the only run of the game...struck out a season-high seven batters...left his start on May 12 at Detroit with a 3-2 lead but the bullpen blew the save in a game the A's would come back to win 5-3...it was the first of five times the pen blew the save in one of his starts (June 9 at Cleveland, June 26 at Kansas City, July 12 at Texas, August 20 vs. Seattle)...walked a career-high six batters in 3.2 innings in a 10-1 loss at Boston on June 15...struck out a season-high tying seven batters in 5.1 innings in an 8-2 loss to Seattle on June 21...pinch ran in the ninth inning on June 28 at New York (AL) to become the first A's pitcher to pinch run since Tim Hudson did it on June 23, 2001 against Texas...snapped his five-game losing streak in the A's 3-1 win at Seattle on July 1...went 2-0 with a 1.93 ERA, .182 opponents batting average and .587 OPS in five starts in July...ranked fifth in the AL in ERA in July...then went 1-4 with a 5.59 ERA, .294 opponents average and .849 OPS in six starts in August...it was the first four-loss month of his career and he tied for the AL lead in losses...had the fourth highest ERA and fifth highest opponents OPS...won his first start in August on the 3rd at Los Angeles (AL) to extend his winning streak to a career-high three games...compiled a 1.89 ERA, .200 opponents batting average and .612 OPS during the streak, which spanned six starts from July 1 to Aug. 3...then went 0-4 with a 6.46 ERA, .296 opponents batting average and .874 OPS over his next five starts from Aug. 9 to 31...allowed a career-high eight runs on seven hits and a career-high tying six walks in 2.2 innings in a 13-4 loss to New York (AL) on Aug. 25...joins Kevin Appier as the only pitchers in Oakland history with at least eight runs, seven hits and six walks in a game (Appier had 10 runs, six walks and seven hits on Aug. 9, 2000 at New York-AL)...was briefly moved to the bullpen following his start on Aug. 31 at Washington but did not pitch before Adam Oller went on the injured list...was put back into the starting rotation and was scheduled to start Sept. 9 against Chicago (AL) before he was scratched with a right middle finger laceration...started on Sept. 15 at Houston and logged a career-high tying 105 pitches in a no decision in a 5-2 A's loss...tossed a career-high tying 7.0 innings in a 2-1 win over Seattle on Sept. 21 in Oakland, snapping a four-game losing streak...it was his first win at home since Aug. 20, 2021 against San Francisco...had gone 0-6 with a 6.53 ERA over a 14-game stretch at home from Aug. 26, 2021 to Aug. 25, 2022...it also snapped a streak of 34 consecutive starts of six innings or fewer dating back to to July 10, 2021...that nearly doubled the next longest such streak in Athletics history (19 by Frankie Montas and Vin Mazzaro)...allowed a career-high 10 hits but did not walk a batter in 6.0 innings in a no decision at Los Angeles (AL) on Sept. 27...tossed 6.0 scoreless innings, allowed just one hit and struck out a season-high tying seven in a 10-3 win at Seattle in his final start on Oct. 2.

## CAREER

**2021**—Was the Opening Day starter for Triple-A Las Vegas on May 6 but that would be his only start with the Aviators...was recalled by Oakland on May 12 and spent the remainder of the season with the A's, going 8-5 with a 4.07 ERA and .233 opponents batting average in 24 games, including 21 starts, in his rookie campaign...tied for fifth among American League rookies in wins, tied for sixth in innings pitched (119.1), ranked seventh in strikeouts (123) and eighth in games started...based on a minimum of 0.5 innings per team game, he ranked fifth in opponents batting average, sixth in ERA, seventh in on-base percentage (.302), ninth in OPS (.732) and 10th in slugging (.430)...his 123 strikeouts were eighth most in Oakland history by a rookie and were the most since Sean Manaea had 124 in 2016...his 21 starts were the most since Jharel Cotton had 24 in 2017...went 5-3 with a 2.65 ERA, .202 opponents batting average and .657 OPS over his first 12 starts through July 20...then posted a 3-2 record with a 5.96 ERA, .271 opponents average and .825 OPS over his final 12 games (nine starts) beginning on July 27...his opponents batting average broke down to .201 with a .602 OPS against right-handed hitters compared to .266 with a .860 OPS against left-handers...issued 31 of his 41 walks to lefties...had the third lowest batting average and OPS against right-handers in the AL among pitchers with 100 or more innings pitched...opponents were 1-for-15 (.067) with two walks with the bases loaded....had a .189 opponents batting average and .569 OPS the first time through the order, .285 with a .907 OPS the second time and .221 with a .710 OPS after that...yielded 10 of his 19 home runs the second time through the order...had a 1.93 ERA over the first two innings, a 5.24 ERA from the third inning on...began the season with 21 starts and was 8-5 with a 3.80 ERA and .720 OPS before being moved to the bullpen following his start on Sept. 18...had no decisions, a 7.88 ERA and .890 OPS in three relief appearances...tossed at least 2.0 innings in each of his three relief appearances...first batters faced were 0-for-2 with a hit by pitch and he did not inherit any runners...was 5-3 with a 3.28 ERA in 11 games at home, 3-2 with a 4.82 ERA in 13 games on the road...had a 4-3 record and a 3.16 ERA in 10 day games, a 4-2 record and a 4.76 ERA in 14 night games...allowed 15 of his 19 home runs at night...was 1-2 with a 5.68 ERA in three interleague starts...logged a 7-3 record and a 3.86 ERA in 21 games against AL competition...allowed a .083 average against the opponent's number five hitter...surrendered six of his 19 home runs to the cleanup hitter...opponents hit .107 when putting his curveball in play, which was fifth lowest in the AL among pitchers with 150 or more curveballs...left with the lead and was the pitcher of record in four of his eight no decisions only to have the bullpen blow the save...the A's were 11-10 (.524) in his starting assignments...allowed two runs or fewer in 13 of his 21 starts and five hits or fewer 16 times...began the year at Triple-A Las Vegas and went 0-1 with a 3.86 ERA in one start...was the Aviators Opening Day starter on May 6 at Las Vegas and was the losing pitcher in an 8-1 loss to Sacramento (4.2 ip, 8 h, 2 r, 2 er, 1 bb, 5 so, 0 hr, 76 pitches)...was recalled by Oakland on May 12 and made his first Major League start that day at Boston...allowed a run on four hits in 5.0 innings to earn his first ML win in the A's 4-1 victory over the Red Sox...would go 4-1 with a 2.84 ERA and .182 opponents batting average over his first seven starts through June 18...struck out nine batters in 5.2 innings in his second start on May 21 at Los Angeles (AL) but had a no decision in an 8-4 A's win...left with a 3-2 lead and two outs in the bottom of the sixth but Petit allowed a run for the blown save...it was the first of four starts in which he left with the lead and was the pitcher of record only to have the bullpen blow the save (June 23 at Texas, July 10 at Texas, Aug. 14 at Texas)...tossed 7.0 scoreless innings May 26 against Seattle for his second win...that matched his longest outing as a professional...also tossed 7.0 innings for Single-A Tampa at Charlotte on April 16, 2016, his second professional appearance...was charged with the first loss of his career when he allowed two runs in 5.0 innings on June 6 at Colorado, a 3-1 A's loss...pitched 6.0 scoreless innings and allowed just two hits on June 12 to defeat Kansas City 11-2...tossed 105 pitches, which were his most as a professional, in a 5-4 loss to Texas on June 29...struck out a career-high 10 batters in a career-high tying 7.0 innings on July 4 against Boston but was the losing pitcher in the A's 1-0 loss...it was the first 10-strikeout game by an A's rookie since Chris Bassitt on Aug. 9, 2015 against Houston (also 10)...combined with Romo, Moll and Guerra on a seven-hit shutout in the A's 6-0 win over Los Angeles (AL) on July 20 as part of a career-high 12.0-inning scoreless streak from July 10 to 27...allowed seven hits at San Diego on July 27 to snap a career-opening 14-game streak of 1.2 innings or more and six hits or fewer, which was the longest such streak in Athletics history...singled off Chris Paddock in the third inning for his first Major League hit...was placed on the 10-day injured list July 31 retroactive to July 28 with a right shoulder impingement...missed just one start, did not have a rehab assignment, and was reinstated from the IL on

Aug. 8...went 2-0 with a 3.31 ERA over his first three starts following his return...did not walk or strike out a batter in 5.1 innings on Aug. 14 at Texas to mark the 19th time in Oakland history a starting pitcher went at least five innings without a walk or strikeout (last: Dallas Braden, Aug. 25, 2008 vs. Los Angeles-AL)...tossed 6.0 scoreless innings and allowed just two hits in a 3-1 win at Los Angeles (AL) on Sept. 18...that would be his final start of the season as it brought his season innings pitched total, including Las Vegas, to 116.0...had just 101.0 innings as a professional entering the season...pitched in relief in each of his final three appearances and allowed at least two runs in all three appearances (7.88 ERA).

**2020**—Made his Major League debut and had two relief appearances over five stints with Oakland...compiled a 7.36 ERA and .267 opponents batting average...allowed two home runs in 3.2 innings, walked two and struck out four...was recalled for the first time Aug. 4 but did not pitch before he was optioned back to the A's alternate site on Aug. 6...joined the club a second time Aug. 16 and made his ML debut that day at San Francisco (2.0 ip, 1 h, 1 r, 1 er, 1 bb, 1 so)...relieved Fiers to start the seventh inning with the A's leading 13-2 and allowed a home run to the first batter he faced (Crawford)...walked the next batter (Dubon) before retiring each of the final six batters he faced...struck out Solano to end the seventh inning for his first strikeout...was optioned on Aug. 19...was recalled as the 29th man for doubleheaders on Sept. 8 and Sept. 14 but did not pitch...recalled for his fifth stint on Sept. 24 and made one appearance in the second game of the Sept. 26 doubleheader against Seattle (1.2 ip, 3 h, 2 r, 2 er, 1 bb, 3 so)...inherited a bases loaded situation in the third inning with the A's trailing 4-1 and allowed all three runs to score...was on the Taxi Squad for the postseason...was rated as the A's number-10 prospect by *Baseball America* following the season.

**2019**—After pitching in just eight games in his first four years as a professional, he completed his comeback from elbow problems that eventually led to 2017 "Tommy John" surgery by going 4-3 with a 3.18 ERA in 19 games, including 16 starts, with Single-A Stockton, Double-A Midland and Triple-A Las Vegas...struck out 75 batters in 68.0 innings, an average of 9.92 per nine innings...walked just 16 (2.12 per nine innings) for a strikeout-to-walk ratio of 4.69...allowed a .231 opponents batting average, which broke down to .196 against left-handed hitters compared to .257 against right-handers...seven of the eight home runs he allowed were solo shots...walked just three batters to lead off an inning...tossed five innings or fewer in each of his 19 games...began the season on the injured list with a strained right shoulder and was reinstated May 19...was assigned to Stockton and went 2-2 with a 4.46 ERA in 11 games, including 10 starts, with the Ports...started and won in his A's organization debut on May 19, a 3-2 win over Inland Empire (5.0 ip, 4 h, 2 r, 2 er, 1 bb, 4 so)...it was his first outing in a regular season game since April 21, 2016 for Tampa against Dunedin and his first outing in any game since a March 16, 2017 Spring Training appearance with New York (AL)...tossed 3.0 scoreless and hitless innings in back-to-back starts on June 8 against San Jose and June 13 at Modesto...struck out a season-high seven in 4.0 innings July 12 at Lancaster...was transferred to Midland July 23 and was 2-1 with a 1.63 ERA and .186 opponents batting average in seven games, including five starts, with the RockHounds...made his Double-A debut with a start on July 25 against Arkansas and was the losing pitcher in a 2-1 decision (3.0 ip, 5 h, 2 r, 2 er, 3 bb, 3 so)...then allowed one run or fewer in each of his final seven games, going 2-0 with a 1.26 ERA and .184 opponents batting average...did not allow a run in back-to-back starts on Aug. 22 against Northwest Arkansas (5.0 ip, 1 h, 1 bb, 6 so) and Aug. 27 at Northwest Arkansas (4.2 ip, 2 h, 2 bb, 5 so)...was promoted to Las Vegas Aug. 31 and made one regular season start on Sept. 1 against Tacoma, a no decision in an 8-1 Aviators win (4.0 ip, 6 h, 1 r, 1 er, 6 so)...started Game 5 of the Pacific Coast League Semifinals on Sept. 8 against Sacramento and was the losing pitcher in a 7-3 loss (0.2 ip, 5 h, 4 r, 4 er, 2 so, 3 hr).

**2018**—Missed the entire season for the second consecutive year as he continued his comeback from April 18, 2017 "Tommy John" surgery.

**2017**—Was a non-roster invitee with the Yankees and picked up the win in his only Spring Training appearance (2.0 ip, 1 bb, 3 so)...began the regular season on the Tampa disabled list with a strained right elbow...underwent UCL reconstruction surgery April 18 and missed the remainder of the season...was traded to the A's organization with Dustin Fowler and Jorge Mateo for Sonny

Gray and \$1.5 million international bonus slot cash on July 31...was ranked by *Baseball America* as the number-eight prospect in the Athletics organization following the season.

**2016**—Made three starts with Single-A Tampa, going 2-1 with a 1.50 ERA...was placed on the disabled list April 22 with an inflamed right elbow and did not pitch the rest of the year...pitched for Scottsdale in the Arizona Fall League and posted a 2-3 record with a 4.33 ERA and .218 opponents batting average in seven starts...was ranked by *Baseball America* as the number-five prospect in the Yankees organization and as having the organization’s “Best Curveball.”

**2015**—In his professional debut, combined with the GCL Yankees 2 and Short-Season Staten Island to go 0-1 with a 3.97 ERA in five games (three starts)...made two postseason starts for Staten Island, posting a 0.73 ERA (12.1 ip, 7 h, 1 er, 2 bb, 10 so)...was ranked by *Baseball America* as the number-four prospect in the Yankees organization following the season.

## PERSONAL/MISCELLANEOUS

James Douglas Kaprielian...graduated from Beckham HS (Calif.) in 2012 and was 33-3 with a 0.96 ERA and 250 strikeouts in three seasons...threw two no-hitters as a senior in 2012 en route to being selected to the USA Today and Louisville Slugger All-America First Teams...was also named the Pacific Coast League Athlete of the Year...attended UCLA where he was 17-10 with a 2.06 ERA in 66 games, including 31 starts, over three seasons (2013-15)...finished his career fifth all-time at UCLA in career ERA and sixth in career strikeouts (275)...led the Pac-12 in strikeouts and was an All-Pac-12 First Team selection as both a sophomore and junior (2014-15)...as a junior, earned Collegiate Baseball All-America Second Team and Perfect Game All-America Third Team honors... was a 2013 Louisville Slugger/Collegiate Baseball Freshman All-American.

## LIFETIME PITCHING RECORD

Year	Club	W	L	ERA	G	GS	CG	SHO	SV	IP	H	R	ER	HR	HB	BB	IBB	SO	WP	BK
2015	GCL Yankees 2	0	0	11.57	2	0	0	0	0	2.1	2	4	3	0	0	2	0	2	1	0
	Staten Island	0	1	2.00	3	3	0	0	0	9.0	8	2	2	0	0	2	0	12	0	0
2016	Tampa	2	1	1.50	3	3	0	0	0	18.0	8	6	3	1	0	3	0	22	1	0
2017																				
2018																				
2019	Stockton	2	2	4.46	11	10	0	0	0	36.1	35	19	18	6	4	8	0	43	0	0
	Midland	2	1	1.63	7	5	0	0	0	27.2	18	5	5	2	2	8	0	26	1	0
	Las Vegas	0	0	2.25	1	1	0	0	0	4.0	6	1	1	0	0	0	0	6	0	0
2020	OAKLAND	0	0	7.36	2	0	0	0	0	3.2	4	3	3	2	0	2	0	4	0	0
2021	Las Vegas	0	1	3.86	1	1	0	0	0	4.2	8	2	2	0	0	1	0	5	0	0
	OAKLAND	8	5	4.07	24	21	0	0	0	119.1	105	55	54	19	5	41	0	123	1	0
2022	Stockton	1	0	3.60	1	1	0	0	0	5.0	3	2	2	2	0	0	0	6	0	0
	Las Vegas	0	1	9.35	2	2	0	0	0	8.2	12	9	9	1	1	5	0	7	0	0
	OAKLAND	5	9	4.23	26	26	0	0	0	134.0	121	68	63	16	5	59	0	98	2	0
Major League Totals		13	14	4.20	52	47	0	0	0	257.0	230	126	120	37	10	102	0	225	3	0
Minor League Totals		7	7	3.50	31	26	0	0	0	115.2	100	50	45	12	7	29	0	129	3	0

## CAREER TRANSACTIONS

**2012** — Selected by the Seattle Mariners organization in the 40th round of the First-Year Player Draft; did not sign. **2015** — Selected by the New York Yankees organization in the 1st round (16th selection overall) of the First-Year Player Draft. **2017** — Traded to the Oakland Athletics with outfielders Dustin Fowler and Jorge Mateo for pitcher Sonny Gray and \$1.5 million international bonus slot cash, July 31. **2021** — On the injured list July 28 to August 7. **2022** — On the injured list, April 4 to 30; included rehabilitation assignments to Stockton, April 15 to 19, and Las Vegas, April 20 to 30.

## KAPRIELIAN'S CAREER BESTS

Low Hit Complete Game: None

Innings Pitched: 7.0 (three times), last: September 21, 2022 vs. Seattle. As reliever: 3.1, October 2, 2021 at Houston

Strikeouts: 10, July 4, 2021 vs. Boston. As reliever: 5, October 2, 2021 at Houston

Pitches: 105 (twice), last: September 15, 2022 at Houston

Longest Winning Streak: 3, July 1 to August 3, 2022

Longest Losing Streak: 5, May 1 to June 21, 2022

Longest Scoreless Streak: 12.0, July 10 to 27, 2021



**INFIELDER/OUTFIELDER**

**Height/Weight:** 5-6 / 160      **Bats/Throws:** Left / Right  
**Birthdate:** October 31, 1991      **Opening Day Age:** 31  
**Birthplace/Resides:** Franklin, Tennessee / Franklin, Tennessee  
**Major League Service:** 5 years, 98 days  
**Obtained:** Acquired from the Chicago Cubs for Alfonso Rivas, January 13, 2020  
**Contract Status:** First year of a one-year contract through 2023

[@tonykemp](#) [tonykemp6](#) [Updated Stats](#)

**CAREER HIGHLIGHTS**

Is a .244 career hitter with a .330 on-base percentage in 610 games seven seasons in the majors with the Astros (2016-19), Cubs (2019) and A's (2020-22)...is a .252 hitter with a .341 on-base percentage in 327 games in his three seasons with Oakland...played primarily outfield over his first three seasons (138 games in the outfield, 12 at second base) but has 264 games at second base and 150 in the outfield over the last four years...was originally selected by Houston in the fifth round of the 2013 draft, was dealt to the Cubs at the 2019 trading deadline and was traded to Oakland prior to the 2020 season...was named Fresno's Most Valuable Player and Defensive Player of the Year in 2017 after leading all Triple-A batters in hits (166)...was selected to the 2015 SiriusXM All-Star Futures Game...was a California League Postseason All-Star and a Rawlings Gold Glove Award recipient for being the best defensive second baseman in the minor leagues in 2014...led all of minor league baseball with 121 runs scored that year.

**2022 HIGHLIGHTS**

- Got off to a slow start as he was hitting .203 with 11 doubles, two home runs and 14 RBI in 85 games at the All-Star Break...then batted .278 with 13 doubles, two triples, five home runs and 32 RBI in 62 games after the break...combined for a .235 average and .641 OPS in 147 games overall.
- Had the fourth lowest OPS in the American League and the fifth lowest slugging percentage (.334)...however, averaged 8.09 plate appearances per strikeout, which was eighth highest.
- Led the AL in bunt hits (9) and tied for sixth in sacrifice hits (5)...the bunt hits were the most by an Athletic since Jason McDonald had 10 in 1999.
- Had career highs in runs (61), hits (117), doubles (24), RBI (46), hit by pitches (8), stolen bases (11), extra base hits (33), games, at bats (497), sacrifice hits and strikeouts (69).
- Tied for the team lead in stolen bases and was successful in 11-of-12 (91.7%) stolen base attempts...is now 22-for-26 (84.6%) in three seasons with the A's.
- Batted .198 with the bases empty, .311 with runners on base...his average with runners on base was ninth best in the AL...his career splits are .220 with the bases empty, .287 with runners on.
- Hit .238 (101-for-424) with a .649 OPS against right-handed pitchers, .219 (16-for-73) with a .597 OPS against left-handers.
- Had a .286 average with runners in scoring position and was 4-for-7 (.571) with a double and eight RBI with the bases loaded.
- Was successful in all 10 of his stolen base attempts off right-handed pitchers, all nine of his attempts on the road and all eight at night...is now 14-for-14 in stolen base attempts at night over the last two years.
- Had a .323 batting average and .901 OPS in the ninth inning.
- Hit .194 in interleague play and now has a .198 career batting average in interleague games.

**LONGEST ERRORLESS STREAKS, OAKLAND SECOND BASEMEN**

- 102 Mark Ellis, May 14 to Sept. 10, 2007
- 84 Adam Rosales, April 9, 2010 to June 23, 2013
- 75 Jed Lowrie, May 7, 2016 to April 27, 2017
- 70 Rafael Bournival, Aug. 6, 1996 to Sept. 25, 1998
- 64 Tony Kemp, May 15, 2022-present

- Led the A's in games started at second base (67) and in left field (61)...also made two starts at designated hitter.
- Committed three errors as a second baseman for a .990 fielding percentage...that was third highest among AL second basemen with 80 or more games played...made one error as an outfielder (.991 fielding percentage) and had a career-high four outfield assists.
- Was 1-for-11 (.091) with an RBI as a pinch hitter but had four walks...tied for second in the AL in pinch walks.
- Made a team-leading 103 starts batting leadoff and hit .242 with a .316 on-base percentage in 104 games overall in the leadoff spot...started games at every spot in the order except three, four and five.
- **DAY-BY-DAY:** Was the A's Opening Day starter at second base and hit .311 with a .415 on-base percentage over his first 13 games through April 21...then went 10-for-68 (.147) over his next 20 contests from April 22 through the first game of the May 14 doubleheader...was 0-for-4 with three strikeouts on April 26 at San Francisco...it was just the third time in his career he struck out three or more times in a game...committed his third error of the season on May 14 against Los Angeles (AL)...would not make another error as a second baseman the rest of the year for a 64-game errorless streak, which is fifth longest in Oakland history by a second baseman...was hit by a pitch an Athletics record tying two times May 15 against Los Angeles-AL (66th time, last: Sean Murphy, June 14, 2021 vs. Los Angeles-AL)...earned Play of the Week honors May 16 from MLB for his diving catch on May 10 at Detroit...it was his second career honor (week ending May 23, 2021)...played in the 500th game of his career May 18 against Minnesota...hit .455 over his final seven games of May but then batted .169 in June and .200 in July...went 6-for-59 (.102) over a 20-game stretch from June 16 to July 10...made 47 of his first 55 starts through June 22 at second base...then made 39 of his next 47 starts through Aug. 31 in left field...from Sept. 1 through the end of the season, he made 14 starts in left field and 12 at second base...had a career-high tying two doubles June 25 at Kansas City, his first of four two-double games in 2022...also homered for the first three-extra base hit game of his career...had a career-high 0-for-21 streak from July 1 to 11...had a career-best streak of six consecutive games with an extra base hit from July 24 to 30...went 9-for-21 (.429) with six doubles, two home runs and six RBI during that stretch...had an Oakland record-tying streak of five consecutive games with a double from July 25 to 30 (sixth time, last: Laureano, May 20-25, 2019)...was hitting .211 with four home runs, 22 RBI and a .585 OPS over his first 99 games through Aug. 8...then batted .282 with three home runs, 24 RBI and a .751 OPS over his final 48 contests...reached base safely in a career-high tying 14 consecutive games from Aug. 27 to Sept. 14 (also June 9-25, 2021)...batted .340 with a .407 on-base percentage during the streak and struck out just once in 59 plate appearances...had a career-high tying 11-game hitting streak from Aug. 27 to Sept. 9 (also May 28-June 6, 2021)...went 14-for-43 (.326) with nine runs and seven RBI during the streak...went 3-for-4 with four runs scored, a triple, home run and three RBI on Sept. 11 vs. Chicago (AL)...the runs scored were a career high...became just the fifth player in Athletics history with at least four runs, one triple, one home run and three RBI in one game (Harry Davis, July 10, 1901; Jimmy Dykes, Oct. 2, 1925; Jimmie Foxx, May 21, 1930; Roger Maris, Aug. 3, 1958)...had the second two-steal game of his career on Sept. 17 at Houston (also July 8, 2018 vs. Chicago-AL)...went 6-for-35 (.171) over his final 11 games beginning Sept. 23...committed an error as a left fielder on Sept. 25 against New York (NL)...it snapped a 276-game errorless streak as an outfielder dating back to his last error on May 25, 2016 against Baltimore ...had three home runs and 14 RBI in 24 games in September...the RBI are his most ever in a month and the home runs match his most (June 2019, June 2021)...had a pinch hit walk-off RBI single in the bottom of the 10th inning on Oct. 3 against Los Angeles (AL)...it was his third career game-ending RBI and it snapped a 0-for-13 streak as a pinch hitter dating back to his last pinch hit on Aug. 29, 2021.

## CAREER

**2021**—Batted a career-high .279 with a career-high tying eight home runs and 37 RBI in 131 games...also walked a career-high 52 times, which fueled a career-high .382 on-base percentage...his on-base percentage was fourth best in the American League among players with players with at least 300 plate appearances...also had career highs in OPS (.800), slugging (.418) and sacrifice flies (5)...tied for sixth in the AL in sacrifice hits (4)...finished with more walks than strikeouts for the second consecutive season...hit .208 with a .609 OPS over his first 27 games through



May 19, .345 with a 1.044 OPS over his next 29 games from May 20-June 24, .156 with a .483 OPS over a 33-game stretch from June 25-Aug. 11 and .345 with a .921 OPS over his final 42 games beginning on Aug. 12...batted .347 with a .919 OPS in the seventh inning or later compared to .238 with a .728 OPS in innings 1-6...his average in the seventh inning or later was second best in the majors among players with at least 100 plate appearances after the sixth inning...five of his eight home runs and 13 of his 37 RBI put the A's ahead...batted .290 with 24 of his 27 extra base hits against right-handed pitchers, .240 against left-handers...had a .818 OPS against righties, .735 against lefties...hit .240 before the All-Star Break, .325 after the break...batted .176 with a .746 OPS in interleague play, .291 with an .806 OPS against AL teams...started 53 games at second base and 37 in left field...appeared in a team-leading 89 games at second base and made five errors for a .980 fielding percentage...did not make an error in 49 games in the outfield...also appeared in one game at shortstop, the first of his professional career...was 3-for-13 (.231) with two walks, a double and RBI as a pinch hitter...started games in every spot in the order except third, fourth and fifth...saw his most action with 26 starts hitting ninth but also batted .323 with a .403 on-base percentage in 18 games hitting leadoff...hit .200 with a .385 on-base percentage in 16 games in April...then batted .292 in both May and June...connected for his first home run of the season on May 20 against Houston, snapping a career-high 63-game homerless streak...it marked his first home run since Sept. 21, 2019 against St. Louis (Gallegos)...earned Play of the Week honors on May 24 for his diving catch against Houston on May 18...had a then-career-high eight-game hitting streak from May 28 to June 6...went 10-for-26 (.385) with three doubles, one triple, one home run and seven RBI during the streak...had a career-high tying and A's season-high five RBI June 1 at Seattle...also had five RBI on May 22, 2018 against San Francisco...reached base safely in a career-high 14 consecutive games from June 9 to 25...hit .317 with a .481 on-base percentage during the streak...had the second three-walk game of his career June 13 against Kansas City (Aug. 7, 2020 vs. Houston)...homered in back-to-back games for the first time in his career on June 18-19 at New York (AL)...finished June with 16 walks and a .422 on-base percentage in 24 games...had the A's second walk-off sacrifice fly of the season July 3 against Boston...it was his second career game-ending RBI (home run on April 27, 2019 vs. Cleveland)...had a 43-game errorless streak as a second baseman from July 4 to Sept. 28...went 0-for-4 with four strikeouts July 30 at Los Angeles (AL)...it was the first four-strikeout game of his career...had another strikeout the next day but then fanned just four times over his final 47 games and 123 at bats...hit .325 with a .413 on-base percentage in 20 games in August...his August average was the second best single-month batting average of his career (.327 in June, 2018)...had a streak of 88 consecutive plate appearances without a strikeout from Aug. 17 to Sept. 24, which tied for the third longest such streak in Oakland history...it was the longest since Jesus Alou had a streak of 106 from June 17-Aug. 21, 1974...went 18-for-47 (.383) with two home runs and eight RBI over a 14-game stretch from Aug. 27 to Sept. 15...finished the year by going 15-for-32 (.469) with two home runs and eight RBI over his final nine contests...drove in a run in each of his final five games beginning Sept. 28 (seven RBI total)...had his first career four-hit game in the penultimate game of the season on Oct. 2 at Houston.

**2020**—Was acquired by the A's from the Cubs prior to the season and spent the entire season with Oakland...batted .247 with five doubles and four RBI in 49 games...his 15 walks fueled a .363 on-base percentage...had more walks than strikeouts (14) for the first time in his career and averaged a career-best 8.14 plate appearances per strikeout...made 31 of his 32 starts in games started by a right-handed pitcher...hit .267 against right-handers and was 0-for-7 with a hit by pitch against left-handers...started 31 games at second base and one in left field...committed just one error in 43 games overall at second base and his .990 fielding percentage was fifth best among Major League second basemen...did not make an error in three games in the outfield (all in left field)...was 0-for-3 with a walk as a pinch hitter...made 13 starts batting ninth and a team-leading 12 in the eighth spot...also made five starts hitting second and once each batting first and seventh...did not ground into a double play in 93 at bats...was on the Opening Day roster and started 20 of the A's first 31 games at second base...walked three times in a game for the first time in his career Aug. 7 against Houston...was batting .306 with nine walks and a .444 on-base percentage over his first 16 games through Aug. 16...then hit .211 with six walks and a .309 on-base percentage over his final 33 contests...struck out just twice over his final 57 plate appearances beginning Aug. 20...started in left field in the second game of the Sept. 26 doubleheader

against Seattle after making each of his first 31 starts at second base...was on the A's roster for both the ALWCS and ALDS but did not play.

**2019**—Began the season with Houston and was hitting .227 with seven home runs and 17 RBI in 66 games when he was designated for assignment July 26...was traded to Chicago (NL) July 31 and batted .183 with a home run and 12 RBI in 44 games with the Cubs...combined for a .212 average in 110 games overall...had career highs in home runs (8) and triples (4)...his batting average was a career low...hit .237 against left-handed pitching, .208 with seven of his eight home runs against right-handers...connected for six of his eight home runs at Minute Maid Park...batted .275 with four home runs and 14 RBI in 36 day games, .188 with four home runs and 15 RBI in 74 games at night...made 30 starts at second base, nine in left field, nine in center field and three in right field...committed just one error in 43 games overall as a second baseman for a .992 fielding percentage...did not make an error in 33 games in the outfield...was 9-for-31 (.290) with a triple, two home runs, seven RBI, five walks and two hit by pitches as a pinch hitter (.421 on-base percentage, .548 slugging percentage)...had a pinch hit walk-off home run in the bottom of the 10th inning in Houston's 4-3 win over Cleveland on April 27...it was his first career pinch homer and his first game-ending RBI...that started a 15-game stretch where he went 12-for-33 (.364) with two doubles, two triples and a home run from April 27 to May 22...hit his first career home run off a left-handed pitcher July 7 against Los Angeles-AL (José Suarez)...was designated for assignment July 26 and traded to the Chicago Cubs for catcher Martin Maldonado July 31...had eight assists and five putouts Aug. 24 against Washington to become the first Cubs second baseman with that many assists and putouts in a game since Ryne Sandberg on July 24, 1992 at Houston (8 assists, 5 putouts)...connected for his second career pinch home run Sept. 21 against St. Louis.

**2018**—Batted .263 with six home runs and 30 RBI in 97 games for the Astros...posted a .455 on-base percentage in 11 pinch-hit plate appearances, going 2-for-8 with two doubles, two RBI and three walks...had most of his success when batting ninth in the order, as he hit .308 with an .846 OPS in 65 games...led all ML nine-hole hitters in batting average and on-base percentage...his .395 OBP from the nine-spot was the highest mark by a Major League player since Charles Johnson posted a .410 mark in 2000...posted a .336 on-base percentage in two-strike counts, the ninth-best mark in the American League...started 45 games in left field, 27 games in center field and two in right field...began his season at Triple A Fresno...was recalled to Houston on May 16 and remained with the club for the rest of the season...went 2-for-2 with a career-high five RBI on May 22 vs. San Francisco...became the fourth player in Astros history to record at least five RBI out of the nine-spot in the lineup...went 3-for-4 with two doubles and two RBI on Aug. 9 vs. Seattle...became the fifth player in franchise history to record multiple doubles and multiple RBI from the ninth spot in the lineup...was on the Astros postseason rosters for both the ALDS and ALCS, batting .286 with one double, one homer, one RBI and a 1.045 OPS...started Game 3 of the ALDS at Cleveland, his first-career postseason appearance...went 1-for-3 with two walks and two runs scored in a start at designated hitter...prior to his recall to Houston, hit .335 with six doubles, five triples, 19 RBI, 13 steals and an .841 OPS in 38 games at Triple A Fresno.

**2017**—Spent most of the season at Triple-A Fresno, where he led all of Triple-A baseball in hits (166) and was named Fresno's Most Valuable Player and Defensive Player of the Year...appeared in 17 games with Houston over two stints in the Majors, making eight starts in left field and two in center field...began the season at Triple-A Fresno and was recalled to Houston on April 26...optioned to Fresno on April 30...recalled to Houston on Sept. 2...in 118 games with Triple-A Fresno, hit .329 with 23 doubles, nine triples, 10 homers, 62 RBI, 24 steals and a .375 on-base percentage...led Fresno with 54 multi-hit games...led the Triple-A level in hits and ranked fifth in batting average...his 166 hits and 95 runs both ranked third all-time in Fresno franchise history...posted a 24-game hitting streak from June 22-July 19, which was the longest in all of Triple-A baseball in 2017...posted nine triples, two shy of the Fresno franchise record.

**2016**—Appeared in 59 games and made 28 starts for the Astros in his debut season in the majors...made 24 starts in left field, three as the designated hitter and one at second base...opened the season with Triple-A Fresno and played in 35 games before he was selected to the Major League roster on May 16...was optioned back to Fresno on June 24 for 35 more games...was recalled to the ML roster on Aug. 7, where he remained through the end of the season...made his

ML debut May 17 at Chicago (AL) as a pinch runner...did not record an at bat, but scored a go-ahead run in the eighth inning...went 2-for-3 with a single, double and walk in his first ML start (left field) on May 18 at Chicago (AL)...recorded a double in his first at-bat...recorded an outfield assist...collected three hits after entering the game in the eighth inning on Aug. 7 vs. Texas as a pinch-hitter...became the third player in Astros history to record three hits after entering a game as a pinch-hitter...was his first game back after being recalled from Triple-A...hit his first career ML homer on Sept. 25.

**2015**—Split the season between Triple-A Fresno (71 games) and Double-A Corpus Christi (50 games), batting .308 with three homers, 48 RBI, 35 steals and a .388 on-base percentage in 121 combined games between the two levels...was named to the SiriusXM All-Star Futures Game and was also named a Double-A Texas League Midseason All-Star...played 92 games at second base (88 starts), 27 in center field (24 starts) and five in left field (all starts) between Corpus Christi and Fresno...began the season at Corpus Christi where he hit .358 with 10 doubles, 15 steals and an .876 OPS in 50 games...was tabbed the Corpus Christi May Player of the Month after hitting .326 with 11 steals and a .417 OBP in 23 May games...moved up to Triple-A Fresno on June 11 and remained with the club through the end of the season...hit .273 with 20 steals and a .334 on-base percentage in 71 games with the Grizzlies...prior to the season, was rated by *Baseball America* as the Astros number 18 prospect.

**2014**—Was named a California League Midseason and Postseason All-Star...played 72 games with Lancaster and 59 with Corpus Christi, batting .316 with 30 doubles, eight triples, eight homers, 58 RBI, 41 steals and an .859 OPS...led all of minor league baseball with 121 runs scored and tied for fifth in hits (167)...was a Rawlings Gold Glove Award recipient for being the best defensive second baseman in the minor leagues...made just seven errors in 524 chances for a .987 fielding percentage...led Texas League second basemen in fielding (.996), while ranking third among CL second basemen (.980)...named the Lancaster April Player of the Month...was rated by *Baseball America* as having the “Best Strike Zone Discipline” in the California League...was named the CL Player of the Week for the week of April 26-May 1...named the TL Player of the Week for the week of June 30-July 6...also named an MiLB.com Organization All-Star.

**2013**—Kicked off his professional career with a 75-game campaign between Single-A Short Season Tri-City (48 games) and Single-A Quad Cities (27 games)...hit .282 with 17 steals between the two levels...was named Tri-City’s July Player of the Month.

## PERSONAL/MISCELLANEOUS

Anthony Allen Kemp was originally signed by Astros scout Nick Venuto...is married, Michelle, and has a daughter, McKenna...was a four-year letter winner in both baseball and football at Centennial HS in Franklin, Tenn., before graduating in 2010...attended Vanderbilt University...was named the SEC Freshman of the Year in 2011 and was a First Team All-SEC selection after batting .329 with a .434 on-base percentage...was named the SEC Player of the Year during his junior season in 2013 after batting .398 with a .976 OPS...ranked second in the country in hits (102) and eighth in batting average.

### MILESTONES WITHIN REACH

#### Jesús Aguilar

Needs 107 RBI for 500

#### Tony Kemp

Needs 115 hits for 500

Needs 26 doubles for 100

#### Ramón Laureano

Needs 93 games for 500

Needs 134 hits for 500

Needs 12 doubles for 100

#### Trevor May

Needs 20 strikeouts for 500

#### Jace Peterson

Needs 34 hits for 500

Needs 10 doubles for 100

#### Manny Piña

Needs 86 games for 500

## LIFETIME PLAYING RECORD

Year	Club	AVG	G	AB	R	H	2B	3B	HR	RBI	SH	SF	HP	BB	SO	SB	CS	OBP	SLG	E
2013	Tri-City	.282	48	177	25	50	7	2	1	13	1	4	1	21	29	17	9	.355	.362	3
	Quad Cities	.255	27	98	21	25	1	1	1	9	1	0	2	19	18	4	2	.387	.316	5
2014	Lancaster	.336	72	295	79	99	19	4	4	37	5	3	8	45	35	28	7	.433	.468	6
	Corpus Christi	.292	59	233	42	68	11	4	4	21	5	2	7	28	32	13	6	.381	.425	1
2015	Corpus Christi	.358	50	193	36	69	10	1	0	19	0	1	1	35	28	15	8	.457	.420	3
	Fresno	.273	71	271	42	74	9	3	3	29	12	2	5	21	37	20	6	.334	.362	0
2016	Fresno	.306	69	255	36	78	9	4	2	24	8	2	2	34	34	10	8	.389	.396	2
	HOUSTON	.217	59	120	15	26	4	3	1	7	1	1	0	14	27	2	1	.296	.325	2
2017	Fresno	.329	118	504	95	166	23	9	10	62	8	2	3	35	43	24	7	.375	.470	10
	HOUSTON	.216	17	37	6	8	1	0	0	4	0	0	1	1	5	1	0	.256	.243	0
2018	Fresno	.335	38	161	33	54	6	5	0	19	1	1	1	19	15	13	2	.407	.435	1
	HOUSTON	.263	97	255	37	67	15	0	6	30	3	1	3	32	44	9	3	.351	.392	0
2019	HOUSTON	.227	66	163	23	37	6	2	7	17	1	2	4	16	29	4	3	.308	.417	0
	CHICAGO (NL)	.183	44	82	8	15	3	2	1	12	0	2	2	7	18	0	1	.258	.305	1
2020	OAKLAND	.247	49	93	15	23	5	0	0	4	1	2	3	15	14	3	1	.363	.301	1
2021	OAKLAND	.279	131	330	54	92	16	3	8	37	4	5	6	52	51	8	2	.382	.418	5
2022	OAKLAND	.235	147	497	61	117	24	2	7	46	5	3	8	45	69	11	1	.307	.334	4
<b>Major League Totals</b>		<b>.244</b>	<b>610</b>	<b>1577</b>	<b>219</b>	<b>385</b>	<b>74</b>	<b>12</b>	<b>30</b>	<b>157</b>	<b>15</b>	<b>16</b>	<b>27</b>	<b>182</b>	<b>257</b>	<b>38</b>	<b>12</b>	<b>.330</b>	<b>.363</b>	<b>13</b>

## CAREER TRANSACTIONS

**2013** — Selected by the Houston Astros organization in the 5th round of the First-Year Player Draft. **2019** — Traded to the Chicago Cubs for catcher Martin Maldonado, July 31. **2020** — Traded to the Oakland Athletics for minor league infielder Alfonso Rivas, January 13.

## WILD CARD RECORD

Year	Club/Opp.	AVG.	G	AB	R	H	2B	3B	HR	RBI	SH	SF	HP	BB	SO	SB	CS	OBP	SLG	E
2018	HOU vs. CLE	.333	1	3	2	1	0	0	0	0	0	0	0	2	1	0	0	.600	.333	0
2020	OAK vs. CWS																			

(On roster — did not play)

## DIVISION SERIES RECORD

Year	Club/Opp.	AVG.	G	AB	R	H	2B	3B	HR	RBI	SH	SF	HP	BB	SO	SB	CS	OBP	SLG	E
2018	HOU vs. CLE	.333	1	3	2	1	0	0	0	0	0	0	0	2	1	0	0	.600	.333	0
2020	OAK vs. HOU																			

(On roster — did not play)

## CHAMPIONSHIP SERIES RECORD

Year	Club/Opp.	AVG.	G	AB	R	H	2B	3B	HR	RBI	SH	SF	HP	BB	SO	SB	CS	OBP	SLG	E
2018	HOU vs. BOS	.273	5	11	1	3	1	0	1	1	0	0	0	3	2	0	0	.429	.636	0

## KEMP'S CAREER BESTS

**Hits:** 4, October 2, 2021 at Houston

**Home Runs:** 1 (30 times), last: September 20, 2022 at Seattle

**Runs Batted In:** 5 (twice), June 1, 2021 at Seattle; May 22, 2018 vs. San Francisco

**Stolen Bases:** 2 (twice), last: September 17, 2022 at Houston

**Hitting Streak:** 11, August 27 to September 9, 2022

**Hitless Streak (At Bats):** 21, July 1 to 11, 2022

**Game Ending RBI:** 3, October 3, 2022 vs. Los Angeles-AL (single); July 3, 2021 vs. Boston (sacrifice fly); April 27, 2019 vs. Cleveland (home run)

**Grand Slams:** None

**Pinch-Hit Home Runs:** 2, September 21, 2019 vs. St. Louis (Giovanny Gallegos); April 27, 2019 vs. Cleveland (Adam Cimber)

**Inside-The-Park Home Runs:** None

**Lead Off Home Runs:** None

**CATCHER****Height/Weight:** 6-0 / 205**Bats/Throws:** Right / Right**Birthdate:** November 18, 1997**Opening Day Age:** 25**Birthplace/Resides:** Portland, Oregon / Keller, Texas**Major League Service:** 51 days**Obtained:** Acquired from Atlanta with Cristian Pache, Ryan Cusick and Joey Estes for Matt Olson, March 14, 2022**Contract Status:** First year of a one-year contract through 2023
 [Updated Stats](#)
**CAREER HIGHLIGHTS**

Was the ninth overall selection in 2019 First-Year Player Draft by Atlanta and was traded to Oakland with three other players in the Matt Olson deal on March 14, 2022...made his Major League debut with the A's in 2022 and batted .218 with six home runs, 22 RBI and a .691 OPS in 40 games...is a .266 hitter with 43 home runs and 143 RBI in 243 games in three seasons in the minors...opponents have been successful in just 65-of-111 (58.6%) stolen bases attempts off him in the minors...earned Pacific Coast League Postseason All-Star honors in 2022...was named MVP of the 2022 Futures Game...was the Hank Aaron Award winner as the Braves Minor League Player of the Year in 2021...was rated as Atlanta's second-best prospect by *Baseball America* following the 2021 season, fourth-best following 2020 and seventh-best after 2019.

**2022 HIGHLIGHTS**

- Was one of four players acquired from Atlanta in the Matt Olson trade during the spring and spent the first 4½ months of the season at Triple-A Las Vegas...hit .283 with 19 home runs, 56 RBI and an .876 OPS in 92 games with the Aviators to earn Pacific Coast League Postseason All-Star honors...was selected by the A's on Aug. 16 and batted .218 with six home runs, 22 RBI and a .691 OPS in 40 games with Oakland in his Major League debut.
- With the A's, added 10 doubles and a triple for a .430 slugging percentage...17 of his 31 hits (54.8%) were for extra bases.
- Walked just nine times and struck out 53 times in 153 plate appearances...his average of 2.89 plate appearances per strikeout was third lowest in Oakland history among players with at least 150 plate appearances (Chapman, 2.81 in 2020; Allen, 2.87 in 2011).
- Batted .276 (8-for-29) with an .801 OPS against left-handed pitchers compared to .204 (23-for-113) with a .660 OPS against right-handers.
- Had a .345 batting average with runners in scoring position, which was fifth best in the American League among players with at least 150 plate appearances overall...hit .182 with the bases empty, .278 with runners on.
- Connected for five of his six home runs on the road...three came against Seattle and all of those came in three games at T-Mobile Park.
- Hit .123 with two strikes.
- Started 24 games at designated hitter and 14 at catcher...batted .184 with two home runs, seven RBI and a .536 OPS as the DH compared to .273 with four home runs, 15 RBI and a .935 OPS as the catcher.
- Committed just one error in 17 games behind the plate for a .993 fielding percentage...opponents were successful in 16-of-19 (84.2%) with him behind the plate.
- Started games at every spot in the order except first, third and ninth and saw his most action with 10 starts in the seven spot and nine batting eighth.
- In addition to earning PCL Postseason All-Star honors, he also represented the AL in the All-Star Futures game and earned MVP honors in the game...was named an A's Organization All-Star by MiLB.com...received the Mayor's Trophy (voted by fans) and team MVP honors from Las Vegas.
- Based on a minimum of 400 plate appearances, he ranked sixth in the PCL in slugging (.510), seventh in OPS (.976) and 10th in batting (.283).

- Ranked fourth in the A's farm system in home runs (19), tied for seventh in extra base hits (40), tied for ninth in RBI (56) and 10th in runs (62).
- Posted minor league bests in every category except games, home runs and strikeouts.
- In addition to his 19 home runs, he also had 19 doubles and two triples for a .510 slugging percentage.
- Was 5-for-6 (83.3%) in stolen base attempts.
- Hit .296 (71-for-240) with an .889 OPS against right-handed pitchers, .257 with an .847 OPS against left-handers.
- Batted .326 with a .991 OPS in 46 home games, .240 with a .759 OPS in 46 road games.
- His average slipped to .265 with runners in scoring position.
- Hit .324 with a .946 OPS in the seventh inning or later.
- Started 76 games at catcher and 13 at designated hitter...committed eight errors overall behind the plate for a .988 fielding percentage...opponents were successful in 69-of-93 (74.2%) stolen base attempts with him catching.
- Hit in every spot in the order except first and ninth and saw his most playing time with 28 games hitting fourth and 23 batting third.
- **DAY-BY-DAY:** Was 7-for-31 (.226) over his first nine games but had a double, three home runs and eight RBI over that span...then went 4-for-5 on April 19 against El Paso, matching his minor league career high for hits...that started a 14-game stretch through May 4 where he hit .389 with 14 runs, seven home runs, 15 RBI and a 1.318 OPS...had two home runs and four RBI on April 30 against Tacoma...it was his fifth career minor league multi-homer game and the RBI matched his career best...batted .301 with nine home runs, 20 RBI and a 1.119 OPS in 20 games in April...tied for third in all of minor league baseball in home runs in April, ranked sixth in slugging (.712) and ninth in OPS...then combined for four home runs and 14 RBI in 44 games in May and June...hit his 11th home run of the season on May 7 at Sacramento but went homerless over his next 29 games from May 8 to June 16...was 8-for-53 (.151) over a 14-game stretch from May 11 to 29...drew a walk in eight consecutive games from June 11 to 23 (eight walks total) but was 5-for-29 (.172) over that span...had a minor league season-high 11-game hitting streak from July 1 to 22...went 14-for-50 (.280) with four home runs and 11 RBI during the streak...was named to the American League team for the Futures Game and was named MVP of the game on July 16 at Dodger Stadium after going 1-for-2 with a home run and RBI in the AL's 6-4 win...went 4-for-4 with a walk on July 26 at Albuquerque...had his third four-hit game of the season Aug. 5 against Reno and went 11-for-24 (.458) over a six-game stretch Aug. 5 to 13...was 0-for-3 on Aug. 14 at Tacoma in his final Triple-A game...was selected by Oakland on Aug. 16 and made his Major League debut that day at Texas...went 1-for-4 in a start at designated hitters...doubled off Kohei Arihara in his first at bat in the second inning for his first hit...hit his first ML home run the next day at Texas, a two-run shot off Josh Sborz in the eighth inning...made his first start at catcher on Aug. 18 against the Rangers and threw out Semien attempting to steal second base in the first inning...opponents were successful in each of their next 15 stolen base attempts with him behind the plate...had his first multiple hit game when he went 3-for-4 against Seattle on Aug. 21...had another three-hit game on Aug. 25 against New York (AL)...was hitting .294 with two home runs, seven RBI and a .953 OPS over his first nine games through Aug. 25...then had a career-high 0-for-16 streak from Aug. 26 to Sept. 1 and hit .196 with a .578 OPS over a 28-game stretch from Aug. 26 to Sept. 20...did not strike out on Sept. 4 at Baltimore, snapping a career-opening streak of 16 consecutive games with a strikeout, which was the longest such streak in Athletics history...in AL history and NL history since 1901, it is second longest to Austin Jackson, who fanned at least once in each of his first 19 games with Detroit in 2010...struck out 29 times in 66 plate appearances over that stretch...went 11-for-40 (.275) with four doubles, three home runs, nine RBI and a .970 OPS over his final 12 games beginning Sept. 22...began the stretch by hitting safely in a career-high five straight games from Sept. 22 to 28 (7-for-20, .350)...doubled in each of the first four games of that streak...had his first career two-homer game and drove in a career-high four runs Oct. 3 at Seattle...walked with the bases loaded in the bottom of the 10th inning Oct. 4 against Los Angeles (AL) for his first career game-ending RBI...it was the 28th walk-off walk in Oakland history, the first since Khris Davis on July 28, 2019 against Texas.



## CAREER

**2021**—Was the Hank Aaron Award winner as the Braves Minor League Player of the Year after combining to hit .256 with 22 home runs and 53 RBI in 97 games with Double-A Mississippi and Triple-A Gwinnett in his first full professional season...began the year at Double-A Mississippi and hit .258 with 22 home runs and 52 RBI in 92 games...played in five postseason games for Double-A South Champion M-Braves and was moved up to Gwinnett following the postseason...went 2-for-11 (182) in five games in his Triple-A debut...added to Atlanta's taxi squad for the postseason, traveling and working out with the team for all three rounds of the club's run to the World Series title...ranked second in the Double-A South in slugging (.498), third in home runs, fourth in OPS (.836), seventh in runs (56), eighth in total bases (164), ninth in batting and tied for ninth in extra base hits (35)...tied for second in the Braves farm system in home runs, ranked fifth in total bases (168), tied for fifth in extra base hits (37), seventh in RBI and runs (59) and tied for ninth in hits (87)...hit .273 with an .894 OPS and 20 of his 22 home runs against right-handed pitchers, .202 with a .644 OPS against left-handers...his average dropped slightly to .244 with runners in scoring position...combined for a .212 batting average and .716 OPS in 51 games in his home ballparks...batted .300 with a .949 OPS on the road...hit .275 with 21 of his 22 home runs in 80 night games, .161 in 17 day games...started 82 games at catcher and 12 at designated hitter...tossed out 31-of-74 (41.9%) attempted base stealers, which was second best among Triple-A and Double-A catchers with at least 60 games caught...committed five errors for a .994 fielding percentage...was 0-for-1 with two walks as a pinch hitter...saw his most action with 70 games batting clean-up...also hit .303 with eight home runs and 19 RBI in 17 games batting third...was named the Braves number two prospect by *Baseball America* following the season...had his first career two-homer game May 8 against Pensacola and matched his minor league career high with four RBI...it was his first of four four-RBI games in 2021...had the first three-walk game of his career in the second game of a May 14 doubleheader at Biloxi...threw out 11-of-18 (61.1%) attempted base stealers from May 19-June 10...was named Double-A South Player of the Week for the week of May 24-30 after going 8-for-19 (.421) with five runs, two doubles, a home run and five RBI in five games...the home run was a grand slam on May 27 against Montgomery...went 4-for-5 with four runs scored, three home runs and three RBI on June 2 at Pensacola...the home runs are a career-high and the runs scored and hits match his best...homered three times and drove in six runs over a five-game stretch from June 24-30...stole the first base of his career on June 30 at Montgomery...had nine home runs and 16 RBI in 22 games in June, all his best single-month figures in 2021...had a season-best 13-game hitting streak from July 24-Aug. 13...went 20-for-51 (.392) with 14 runs, four doubles, five home runs and 10 RBI during the streak...had his third career multi-homer game July 27 at Pensacola...had his fourth career four-hit game on Aug. 10 at Biloxi when he went 4-for-4 with two home runs and four RBI...it was his fourth career multi-homer contest...hit .306 in 17 games in August...batted .222 (4-for-18) with a double, two RBI and two walks in five postseason games for Mississippi...was sent to Triple-A Gwinnett following the playoffs and went 0-for-3 with two walks in two games...joined Atlanta's taxi squad for the postseason.

### OAKLAND A'S FIVE-HIT GAMES

Bert Campaneris at Washington, August 9, 1968  
Reggie Jackson at Boston, June 14, 1969  
Sal Bando at Seattle, July 17, 1969  
Tito Francona at Chicago, September 12, 1969  
Sal Bando at Seattle, September 30, 1969  
Joe Rudi vs. Minnesota, September 22, 1970  
Dave Duncan vs. Boston, July 12, 1972  
Claudell Washington at Detroit, August 30, 1974  
Bert Campaneris at Boston, August 22, 1976  
Jim Essian at Texas, July 1, 1979  
Tony Phillips at Baltimore, May 16, 1986  
Stan Javier vs. Cleveland, July 18, 1988  
Luis Polonia at Kansas City, September 9, 1988  
Dave Henderson at California, April 16, 1991  
Rickey Henderson vs. Texas, September 29, 1991  
Carney Lansford at California, September 8, 1992

Geronimo Berroa at Minnesota, April 10, 1994  
Jason Giambi at Seattle, July 2, 1996  
Dave Magadan vs. New York (AL), August 27, 1997  
Ben Grieve at Cleveland, April 29, 1998  
Mike Stanley at Toronto, September 4, 2000  
Miguel Tejada vs. Texas, June 19, 2003  
Eric Byrnes at San Francisco, June 29, 2003  
Mark Kotsay vs. Seattle, April 30, 2005  
Eric Chavez at Atlanta, June 12, 2005  
Adam Kennedy at Boston, July 28, 2009  
Mark Ellis at Baltimore, August 10, 2009  
Adam Kennedy vs. Chicago (AL), August 15, 2009  
Ryan Sweeney vs. Cleveland, May 5, 2011  
Hideki Matsui at New York (AL), July 24, 2011  
Josh Donaldson at Chicago (AL), September 9, 2014

**2020**—Received a non-roster invitation to Atlanta’s Spring Training, less than one year after getting drafted by the Braves...played in eight games and went 6-for-14 (.429) with one home run, five RBI, one walk and one run scored...spent the rest of the season at the club’s alternate training site...ended the season ranked by MLB.com and *Baseball America* as the Braves’ No. 4 prospect.

**2019**—In his first professional season, played in 54 games, all with Single-A Rome...finished the year strong by hitting .435/.447/.522 over his final 11 games...had two four-hit games in that stretch...threw out 41.0 percent of would-be basestealers (16-of-39)...named by *Baseball America* as the best “Defensive Catcher” and the seventh-best prospect in Atlanta’s organization...tabbed by MLB.com as Atlanta’s No. 5 prospect...became the first catcher taken by Atlanta with its top overall selection in a draft since 1989, when the Braves took Tyler Houston second overall.

## PERSONAL/MISCELLANEOUS

Shea Ryan Langeliers was originally signed by Braves scout Darin Vaughan...graduated from Keller (TX) High School...played collegiately at Baylor University for three seasons...majored in engineering...was a unanimous First-Team All-Big 12 selection in 2019...threw out 14-of-25 (56%) basestealers...set an NCAA Tournament single-game record in 2019 with 11 RBI in the Bears second game of the regional, June 1 vs. the University of Nebraska Omaha...in 2018, was named the Rawlings/ABCA Gold Glove Winner at his position.

### LIFETIME PLAYING RECORD

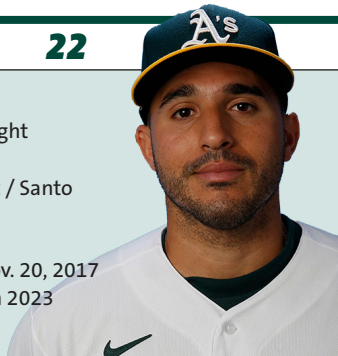
Year	Club	AVG	G	AB	R	H	2B	3B	HR	RBI	SH	SF	HP	BB	SO	SB	CS	OBP	SLG	E
2019	Rome	.255	54	216	27	55	13	0	2	34	0	4	2	17	55	0	0	.310	.343	3
2020																				
(Minor League Season Canceled — Did Not Play)																				
2021	Mississippi	.258	92	329	56	85	13	0	22	52	0	1	4	36	97	1	0	.338	.498	4
	Gwinnett	.182	5	11	3	2	2	0	0	1	0	0	0	3	6	0	0	.357	.364	1
2022	Las Vegas	.283	92	353	62	100	19	2	19	56	0	2	4	43	88	5	1	.366	.510	8
	OAKLAND	.218	40	142	14	31	10	1	6	22	0	2	0	9	53	0	0	.261	.430	1
Major League Totals		.218	40	142	14	31	10	1	6	22	0	2	0	9	53	0	0	.261	.430	1
Minor League Totals		.266	243	909	148	242	47	2	43	143	0	7	10	99	246	6	1	.342	.464	16

### CAREER TRANSACTIONS

**2016** — Selected by the Toronto Blue Jays organization in the 34th round of the First-Year Player Draft; did not sign. **2019** — Selected by the Atlanta Braves organization in the 1st round (9th pick overall) of the First-Year Player Draft. **2022** — Traded to the Oakland Athletics with outfielder Cristian Pache and minor league pitchers Ryan Cusick and Joey Estes for first baseman Matt Olson, March 14.

### LANGELIERS’ CAREER BESTS

Hits: 3 (twice), last: August 25, 2022 vs. New York (AL)  
 Home Runs: 2, October 2, 2022 at Seattle  
 Runs Batted In: 4, October 2, 2022 at Seattle  
 Stolen Bases: None  
 Hitting Streak: 5, September 22 to 28, 2022  
 Hitless Streak (At Bats): 16, August 26 to September 1, 2022  
 Game Ending RBI: 4, October 4, 2022 vs. Los Angeles-AL (walk)  
 Grand Slams: None  
 Pinch-Hit Home Runs: None  
 Inside-The-Park Home Runs: None  
 Lead Off Home Runs: None



## OUTFIELDER

**Height/Weight:** 5-11 / 203

**Bats/Throws:** Right / Right

**Birthdate:** July 15, 1994

**Opening Day Age:** 28

**Birthplace/Resides:** Santo Domingo, Dominican Republic / Santo Domingo, Dominican Republic

**Major League Service:** 3 years, 165 days

**Obtained:** Acquired from Houston for Brandon Bailey, Nov. 20, 2017

**Contract Status:** First year of a one-year contract through 2023

[Updated Stats](#)

## CAREER HIGHLIGHTS

Has played in 407 games over five seasons with the A's and is a .251 hitter with 62 home runs and 184 RBI...has been hit by a pitch 46 times, which is 10th most in Oakland history...batted .288 with an .853 OPS over his first two seasons but is a .225 hitter with a .710 OPS over his last three...has played in 314 games in center field and 59 in right field...has 33 assists in 393 career games in the outfield, which are the third most assists by an outfielder since he made his debut on Aug. 3, 2018...started all nine of the A's postseason games from 2018-20 (eight in center field, one in right field)...was originally selected by Houston in the 16th round of the 2014 draft and was traded to the A's following the 2017 season...led all of minor league baseball with a .428 on-base percentage in 2016...was also named to the California League All-Star team that season...played for Glendale in the Arizona Fall League in 2016.

### MOST ASSISTS, OUTFIELDER, AUG. 3, 2018-PRESENT

44	Hunter Renfroe
36	Teoscar Hernández
33	Ramón Laureano
31	Alex Verdugo
31	Lourdes Gurriel
31	Joey Gallo

## 2022 HIGHLIGHTS

- Batted a career-low .211 with 13 home runs and 34 RBI in 94 games in a season shortened by two stints on the injured list and one on the suspended list.
- Also had career lows in on-base percentage (.287) and OPS (.663).
- Was hit by a pitch a career-high tying 12 times, which tied for eighth in the American League... now has 44 hit by pitches over the last four years, which is tied for 10th most in the majors.
- Tied for the team lead with 11 stolen bases.
- Batted .211 (56-for-265) with 11 of his 13 home runs and a .653 OPS against right-handed pitchers compared to .210 (17-for-81) with a .691 OPS against left-handers.
- Hit .236 with a .733 OPS in 62 games before the All-Star Break, .165 with a .529 OPS in 32 games after the break.
- Had a .241 batting average and seven home runs in 41 day games, a .186 average with six home runs in 53 night games.
- Hit all 13 of his home runs against AL teams and has hit just two of his 62 career home runs in interleague play.
- Started a team-leading 58 games in right field...also made 29 starts in center field and five at designated hitter...committed two errors in 88 games overall in the outfield for a .990 fielding percentage...had five outfield assists and now has 33 since making his Major League debut on Aug. 3, 2018, which is third most in the majors over that span.
- Started games in each of the first six spots in the batting order, including a team-leading 43 hitting second...connected for 10 of his 13 home runs from the two spot, which tied for 10th most in the AL.
- **DAY-BY-DAY:** Started the season on the restricted list as he served the final 27 games of an 80-game suspension for violating Major League Baseball's Joint Drug Prevention and Treatment Program...began a rehab assignment with Triple-A Las Vegas on April 23 and went 5-for-37 (.135) with 10 runs scored, two RBI, five walks and two hit by pitches (.273 on-base percentage) in 10 games...was reinstated on May 8 and went 9-for-52 (.173) with one RBI over his first 17 games...matched his career high with two doubles in the first game of the May 14

doubleheader against Los Angeles (AL)...went 0-for-3 in the second game but then had an 18-game reaching base streak from May 15 to June 8, which was the second longest reaching base streak of his career...hit .313 with a .387 on-base percentage during the streak...had a 12-game hitting streak from May 26 to June 8 (18-for-49, .367), which was also the second longest of his career...capped the streak with a season-high three hits on June 8 at Atlanta (also had three hits on Aug. 10 vs. Los Angeles-AL)...then went 11-for-61 (.180) over his next 17 contests...grounded into his final double play of the season on June 11 at Cleveland...finished the year with a 63-game streak without a GDP...recorded his fourth career regular season two-home run game June 30 at Seattle, his first since May 18, 2021 vs. Houston...also hit two home runs in Game 4 of the 2020 ALDS against Houston...had a season-high four RBI in the game against the Mariners...had eight home runs and 13 RBI over a 19-game stretch from June 30 to July 22 but was 17-for-75 (.227) over that span...struck four times for the second time in his career on July 22 against Texas (also June 20, 2019 vs. Tampa Bay)...batted .196 in July, which was the second time he hit under .200 in a month in his career (.185 in Sept. 2020)...however, had seven home runs, which tied for fifth most in the AL...drove in a season-high tying four runs Aug. 4 at Los Angeles (AL)...was batting .223 with 12 home runs and 29 RBI in 84 games when he was placed on the 10-day injured list Aug. 16 retroactive to Aug. 15 with a strained right oblique...had a three-game rehab assignment with Single-A Stockton from Sept. 1-4 (3-for-12, .250) before he was reinstated from the IL Sept. 6...singled in his second at bat following his return but then had a career-high 0-for-17 streak from Sept. 6-11...was 4-for-37 (.108) with a home run, five RBI and 15 strikeouts in 10 games before going on the injured list a second time Sept. 18 retroactive to Sept. 17 with a strained right hamstring...missed the remainder of the season.

## CAREER

**2021**—Was batting .246 with 14 home runs and 39 RBI in 88 games when he was suspended for 80 games on Aug. 6 for violating Major League Baseball's Joint Drug Prevention and Treatment Program...matched his career high with 27 walks...stole 12 bases, eight of which came over his first nine games...batted .304 with an .858 OPS against left-handed pitchers compared to .217 with a .710 OPS against right-handers...connected for 11 of his 14 home runs off righties...hit .209 with eight home runs and 21 RBI in 41 games at home, .277 with six home runs and 18 RBI in 47 games on the road...had a .278 batting average and .838 OPS at night, .204 with a .658 OPS during the day...started a team-leading 75 games in center field and also made eight starts in right field and four at designated hitter...tied for 10th among American League outfielders in assists (7) despite playing just 83 games in the outfield...committed two errors for a .990 fielding percentage...was 6-for-19 (.316) as the designated hitter and struck out in his only pinch hitting appearance...is now 0-for-5 with four strikeouts in his career in the pinch...started games in every spot in the order except eighth and ninth...saw his most starts with 25 games batting second and 22 hitting third...was 12-for-26 (.462) in the ninth inning...played in two games for Lacey in the Dominican Winter League and went 1-for-5 (.200) with two RBI...went 2-for-4 in a start in center field on Opening Day against Houston...it was his third straight Opening Day start in center, making him the first Athletic to do that since Mark Kotsay from 2004-06...stole two bases on April 7 vs. Los Angeles (NL) for the second two-steal game of his career...swiped two bags a second time on April 12 at Arizona and had eight stolen bases over his first nine games through April 13...did not steal another base until July 4 against Boston for a career-high 55-game streak without a stolen base...had just four steals over his final 79 contests...had his first assist of the season in the first inning on April 18 against Detroit on an 8-5 fielders choice...it was the first such play by an A's center fielder since Dwayne Murphy in the second game of the July 10, 1980 doubleheader against the Angels (Murphy did it twice that year: June 1)...went 16-for-49 (.327) with three doubles, five home runs and eight RBI over a 13-game stretch from April 24-May 5...stole eight bases in April, which were the most an Athletic in the month of April since 2013 when Coco Crisp also had eight...homered in three consecutive games for the second time in his career May 1-3 (also July 6-12, 2019)...went 2-for-3 with two home runs and a walk-off sacrifice fly May 18 against Houston...it was the third multi-homer game of his career...it was his fourth career game-ending RBI, his second against Houston (Sept. 9, 2020)...was also at the plate for a game-ending E-5 on April 21 against Minnesota...went 4-for-4 with three runs scored May 21 at Los Angeles (AL), tying career highs in runs and hits...it was his third four-hit game (last: June 18, 2019 vs. Baltimore)...then had three hits the next day to give him back-to-back games with

three or more hits for the second time in his career (July 17-18, 2019)...batted .292 with eight home runs and 13 RBI in 24 games in May...the home runs matched his most ever in a month (July, 2019) and tied for third in the American League in May...was hitting .257 with 11 home runs and 22 RBI in 48 games overall when he was placed on the 10-day injured list June 1 retroactive to May 29 with a strained right hip...did not have a rehab assignment and was reinstated from the IL on June 16...was 7-for-22 (.318) with two home runs and five RBI over his first seven games following his return ...hit .305 with eight doubles over a 15-game stretch from July 18-Aug. 4 before he was suspended for 80 games on Aug. 6 after testing positive for Nandrolone, a performance-enhancing substance in violation of Major League Baseball's Joint Drug Prevention and Treatment Program...had successful core injury surgery on Sept. 30 in Philadelphia, Pa. with Dr. William Meyers at the Vincera Institute.

**2020**—After hitting .288 in each of his first two seasons, batted .213 with six home runs and 25 RBI in 54 games in the shortened 2020 season...walked 24 times and was hit by a pitch a career-high 12 times for a .338 on-base percentage...the hit by pitches were second most in the majors (Contreras, CHC)...tied for ninth in the majors in game winning RBI (6)...was batting .262 with three home runs, 12 RBI and an .859 OPS in 19 games before serving a four-game suspension from Aug. 14-17 for his actions in the A's game against the Astros on Aug. 9...hit .186 with three home runs, 13 RBI and a .616 OPS in 35 games following his return...batted .216 with 21 of his 24 walks and 10 of his 12 hit by pitches against right-handers pitchers compared to .205 against left-handers...was 7-for-16 (.438) with runners in scoring position and two outs...hit four of his six home runs with two outs...batted .278 with a .409 on-base percentage when leading off an inning...had a .161 batting average against a pitcher the first time he faced him in a game, .267 the second time and .346 after that...started 53 games on defense, all in center field, and did not commit an error after making seven errors in 2019...his 146 total chances were second most in the majors among outfielders (Robert, CWS 154) but they were the most among outfielders with no errors...they were 10th most in Oakland history by an outfielder with no errors...led Major League outfielders in total chances per nine innings (2.94) and ranked second in putouts (144)...had just two assists...also made one start at designated hitter...started games in every spot in the order except fourth, fifth and ninth and saw his most action with a team-leading 28 starts batting second...made his second consecutive Opening Day start in center field on July 24 against Los Angeles (AL)...doubled, homered, drove in two runs, was hit by a pitch and scored a career-high tying three runs (third time)...tied the Oakland Opening Day record for runs scored (fourth time, last: Lance Blankenship, 1993)...made his first career start at designated hitter July 29 against Colorado and went 0-for-3 with a walk...hit safely in four consecutive games from Aug. 5-8 (4-for-14, .286), which was his longest hitting streak of the season...was hit by a pitch an Oakland record tying two times Aug. 9 against Houston (42nd time, last: Robbie Grossman vs. Houston on Aug. 7, 2020)...it was his second career two-hit by pitch game and it gave him five hit by pitches over his first 16 games...served a four-game suspension from Aug. 14-17 for his actions in the game against the Astros on the 9th...batted lead off in the second game of the Aug. 29 doubleheader at Houston following an injury to Marcus Semien and led off the game with a home run...it was the second leadoff home run of his career (Sept. 7, 2018 vs. Texas)...was hit by a pitch seven times in August, which tied the Athletics franchise record for hit by pitches in August (Eddie Murphy, 1914)...hit just .203 in 23 games in August but had 12 walks and a .357 on-base percentage...had the walk-off RBI single Sept. 9 against Houston...it was his third career walk-off RBI...hit the game-winning two-run home run in the ninth inning off former Athletic Blake Treinen on Sept. 23 at Los Angeles (NL)...three of his six home runs put the A's ahead and another tied the game...started all seven of the A's postseason games in center field and went 5-for-26 (.192) with two home runs and five RBI...went 2-for-11 (.182) with an RBI in the ALWCS against Chicago with both hits coming in Game 2...then went 3-for-15 (.200) with a double, two home runs and four RBI in the ALDS against Houston at Dodger Stadium...had two home runs and four RBI in Game 4...it was the 10th two-homer postseason game in Athletics history, the first since Brandon Moss in the 2014 AL Wild Card game...the four RBI tied the Oakland record for an ALDS game (Pinder, 2020 Game 3; Scutaro, 2006 Game 3)...matches Dave Henderson (1989 World Series Game 3) for the most home runs and RBI by an A's center fielder in a postseason game.

**2019**—Batted .288 with 24 home runs and 67 RBI in 123 games in a season interrupted by a five-week stay on the injured list with a right leg stress reaction...added 29 doubles for a

.521 slugging percentage...was successful in 13-of-15 (86.7%) stolen base attempts...at the age of 24, he was the youngest Athletic with 20 or more home runs and 10 or more stolen bases in a season since Jose Canseco did it in 1988 at the age of 23...despite missing 32 games while on the IL, he tied for third among American League outfielders with 10 assists...tied for fifth in the AL in sacrifice flies (8) and tied for ninth in hit by pitches (11)...batted .358 with a .679 slugging percentage and 1.090 OPS in 32 games after the All-Star Break...his post-break batting average was the best in the AL among players with 100 or more plate appearances...had the third-best slugging percentage and fourth-best OPS...hit 21 of his 24 home runs and collected 59 of his 67 RBI in 109 games as a center fielder...ranked third among AL center fielders in RBI and tied for third in home runs...the home runs were fifth most in Oakland history by a center fielder and the most since Dave Henderson had 25 in 1991...hit .296 against left-handed pitchers, .285 against right-handers...batted .292 at home, .284 on the road...hit .288 during the day, .288 at night...batted .333 with nine doubles and eight home runs (.700 slugging percentage) when leading off an inning...ranked seventh in the AL in slugging and OPS (1.081) leading off an inning and 10th in batting...hit .226 with 11 of his 24 home runs and 30 of his 67 RBI with two strikes...committed seven errors in 122 games overall in the outfield, which tied for second among AL outfielders...had a .977 fielding percentage...made a team-leading 104 starts in center field and 11 of his final 12 in right field...started games at every spot in the order except third and ninth...saw his most action with a team-leading 45 games batting eighth...became the A's sixth different Opening Day starter in center field in the last six years on March 20 against Seattle in Tokyo (Crisp, Fuld, Burns, R.Davis, Powell)...had five outfield assists over a 12-game span from April 1 to 14...had his first career four-hit game April 5 at Houston (also June 18 vs. Baltimore)...batted .317 over his final 87 games beginning May 8...was awarded Major League Baseball's Play of the Week April 22 after robbing Teoscar Hernández of a home run in the second inning on April 21 against Toronto...reached base safely in a career-high 28 consecutive games from May 8 to June 9...hit .318 with a .353 on-base percentage during the streak...it was the second-longest reaching base streak by a center fielder in Oakland history (33, Dwayne Murphy, May 18-June 21, 1979)...grounded into the first double play of his career May 10 against Cleveland...that snapped a career-opening 83-game streak without a GIDP, which was the second-longest such streak in Oakland history (84, Jason McDonald, June 5, 1997-May 9, 1998)...had the walk-off RBI single May 11 vs. Cleveland...had a career-high 16-game hitting streak from May 16 to June 4...went 23-for-63 (.365) with nine doubles and three home runs during the streak...had an Oakland record-tying streak of five consecutive games with a double from May 20-25 (fifth time: Tejada, 2003; Long, 2001; Stairs, 1997; Rudi, 1973)...had seven home runs and 22 RBI in 28 games in June...tied for fourth in the AL in RBI in June...had his first career grand slam, a career-high tying five RBI and his first career two-steal game June 12 at Tampa Bay...became the first Athletic with a grand slam and two stolen bases in the same game since Elmer Valo on June 21, 1949...is the first Athletic with five RBI and two steals in one game since Bing Miller on June 21, 1929...was hit by a pitch an Oakland record-tying two times June 22 against Tampa Bay...scored a run in 11 consecutive games from July 5 to 20 (17 runs total), which fell one short of the Oakland record of 12...homed in three straight games for the first time in his career, July 6-12...was named AL Player of the Week for the week of July 15-21 after going 13-for-24 (.542) with 10 runs, six doubles, two home runs, two RBI and five multiple hit games in six games...it was his first career weekly honor...batted .392 with 22 runs, nine doubles, eight home runs, 18 RBI and 11 multiple hit games in 22 games in July...led the AL in on-base percentage (.443), ranked second in batting (.392), slugging (.838) and OPS (1.281), tied for fourth in runs, tied for fifth in extra base hits (17), tied for sixth in doubles and tied for sixth in home runs...based on a minimum of 75 plate appearances, he had the best July batting average in Oakland history and the second-best slugging percentage and OPS to Mark McGwire in 1996 (.859/1.318)...was placed on the injured list July 31 retroactive to July 28 with a right lower leg stress reaction...did not have a rehab assignment before he was reinstated Sept. 6...hit .315 in 16 games in September...started in right field in the AL Wild Card Game on Oct. 2 against Tampa Bay and went 1-for-3...drove in the A's only run with a third inning sacrifice fly.

**2018**—Spent the first four months of the season with Triple-A Nashville where he batted .297 with 14 home runs and 35 RBI in 64 games...was recalled by Oakland Aug. 3 and hit .288 with five home runs and 19 RBI in 48 games with the A's in his Major League debut...started 42 of the A's 52 games in center field following his promotion...had nine outfield assists, which led ML rookies and tied for second in Oakland history by a rookie (11, Mitchell Page in 1977)...they tied for



fifth among all American League outfielders...had just 47 games in the outfield and his assists were second most in Athletics history by an outfielder with fewer than 50 games played to Wally Schang, who had 12 in 41 games for the 1915 Philadelphia A's...they matched the most by an ML outfielder with fewer than 50 games over the last 95 years (sixth time, last by Alex Escobar with Cleveland in 42 games in 2004)...all 47 of his defensive appearances came in center field, including 42 starts...was 7-for-8 (87.5%) in stolen base attempts and tied for sixth among AL rookies in steals...did not ground into a double play and his 156 at bats were fourth most in Oakland history among players with no GDP...hit .297 with all five of his home runs against right-handed pitchers, .267 against left-handers...had a .324 batting average with runners in scoring position...batted .322 with four of his five home runs and 16 of his 19 RBI at home...hit .353 with a .455 on-base percentage and .676 slugging percentage when leading off an inning...batted .309 with all five of his home runs at night...was recalled from Triple-A Nashville Aug. 3 and went 1-for-5 in a start in center field in his Major League debut that night against Detroit...collected his first hit and RBI with a walk-off RBI single off Buck Farmer in the bottom of the 13th inning of the A's 1-0 win...since the RBI became an official stat in 1920, he is the first Athletic with a walk-off RBI for his first ML hit...had an assist that night and the next game against the Tigers to become the first player in Oakland A's history with an outfield assist in each of the first two games of his career...stole the first base of his career and had his first multiple hit game in a 3-for-4 performance in his third game, Aug. 5 against Detroit...hit the first two home runs of his career Aug. 20 against Texas, both off Bartolo Colon (second and sixth inning)...became the 10th player in Athletics history to hit his first two home runs in the same game (last: Chapman on July 15, 2017)...is the fourth player in Oakland history to hit his first Major League home run off a pitcher with at least 200 career wins (last: Kurt Abbott off Jack Morris on Sept. 9, 1993)...was 21 years and 52 days younger than Colon...was three months shy of his third birthday when Colon made his ML debut on April 4, 1997...also had a career-high five RBI on the 20th against the Rangers...batted .317 in 23 games in August...collected his second career two-homer game Sept. 7 against Texas...it came in his 29th game and he is the first player in Athletics history with two-multi homer games in his first 29 games...his first home run that day led off the game, which was the first leadoff home run of his career...was the A's starting center fielder in the Wild Card game Oct. 3 at New York and went 0-for-3 with a walk...had 31 walks with the Sounds for a .380 on-base percentage...was successful in 11-of-13 (84.6%) stolen base attempts...led the A's farm system in slugging (.524) and ranked fifth in on-base percentage...batted .372 with nine home runs and 19 RBI in 29 games in July and August...batted .324 with nine of his 15 home runs on the road...had a .336 batting average with runners on base...appeared in 45 games in right field, 19 in center field and one in left field...had 13 assists, which ranked third among PCL outfielders...batted .350 with a .450 on-base percentage in 26 games batting leadoff...began the season on Nashville's disabled list with a non-displaced fracture of the fifth metacarpal bone on his left hand...was reinstated May 21...went 4-for-5 with three doubles June 13 at El Paso...stole the 100th base of his minor league career July 30 at Salt Lake...hit .373 with eight home runs and 18 RBI in 28 games in July...led the PCL in runs in July (24), tied for the lead in hits (41), ranked second in home runs and slugging (.673), tied for second in extra base hits (16) and fourth in OPS (1.122).

**2017**—Spent his final season in the Houston organization at Double-A Corpus Christi where he batted .227 with 11 home runs and 55 RBI in 123 games...tied for third in the Texas League in triples (6) and ranked fourth in stolen bases (24)...led TL outfielders in games, assists (16) and double plays (6)...batted .295 with an .891 OPS against left-handed pitching...hit .262 with eight home runs in 60 games in the second half...committed four errors in 123 games in the outfield for a .984 fielding percentage...appeared in 95 games in right field and 31 in center field...had a 74-game errorless streak from April 23 to July 23...was named Texas League Batter of the Week for the week of July 3 to 9...went 14-for-29 (.483) with five doubles, two triples, two home runs and five RBI during the week...was a perfect 5-for-5 with two doubles, a triple and three RBI July 9 against Arkansas...collected his lone two-homer game of the season Aug. 23 against Midland.

**2016**—Combined to hit .319 with 28 doubles, seven triples, 15 home runs, 73 RBI and a .955 OPS with Double-A Corpus Christi and Single-A Lancaster...named an Astros Organization All-Star by MiLB.com as a utility player...led all of minor league baseball with a .428 on-base percentage...was named a California League All-Star...named Lancaster's Player of the Month for July as he hit .460 with a 1.350 OPS in 17 games...also named the California League Player of the Week

for the week of July 11-17 after hitting .652 (15-for-23) with six doubles, two triples, four home runs and 11 RBI in seven games...was named Corpus Christi Player of the Month in August after hitting .318 with a .944 OPS in 24 games...following the season, was assigned to Glendale in the Arizona Fall League, where he hit .295 with an .817 OPS...earned AFL Player of the Week the first week after hitting .571 (8-for-14) with two triples, two doubles, three RBI, eight runs scored and three steals in four games.

**2015**—Played his entire season with Single-A Quad Cities, where he hit .265 with 15 doubles, eight triples, four home runs and 34 RBI in 76 games.

**2014**—Drafted by Houston in the 16th round and signed on June 18...assigned to Rookie Level Greeneville and played in just 16 games in his professional debut...placed on the 60-day DL on July 25 and finished his campaign sidelined.

## PERSONAL/MISCELLANEOUS

Ramón Laureano was originally signed by Astros scout Jim Stevenson...was born in the Dominican Republic but graduated from Upper Rim Christian HS in Dix Hills, NY, in 2012...attended Northeastern Oklahoma A&M for two years (2013-14)...was selected to the Men's Division I All-Region 2 team in 2014 after hitting a team-leading .439 with 19 doubles, 13 home runs, 69 RBI and 22 stolen bases...posted a .500 OBP, while recording more walks (21) than strikeouts (18).

### LIFETIME PLAYING RECORD

Year	Club	AVG	G	AB	R	H	2B	3B	HR	RBI	SH	SF	HP	BB	SO	SB	CS	OBP	SLG	E
2014	Greeneville	.189	16	53	8	10	0	0	1	2	1	0	0	7	16	4	0	.283	.245	0
2015	Quad Cities	.265	76	287	43	76	15	8	4	34	1	1	4	21	83	18	3	.323	.415	4
2016	Lancaster	.317	80	293	69	93	19	5	10	60	0	5	9	50	86	33	11	.426	.519	3
	Corpus Christi	.323	36	124	20	40	9	2	5	13	0	0	4	20	33	10	3	.432	.548	0
2017	Corpus Christi	.227	123	463	65	105	21	6	11	55	0	2	8	40	110	24	5	.298	.369	4
2018	Nashville	.297	64	246	44	73	12	1	14	35	0	3	4	31	70	11	2	.380	.524	3
	OAKLAND	.288	48	156	27	45	12	1	5	19	0	2	2	16	50	7	1	.358	.474	1
2019	OAKLAND	.288	123	434	79	125	29	0	24	67	1	8	11	27	123	13	2	.340	.521	7
2020	OAKLAND	.213	54	183	27	39	8	1	6	25	0	3	12	24	58	2	1	.338	.366	0
2021	OAKLAND	.246	88	341	43	84	21	2	14	39	0	1	9	27	98	12	5	.317	.443	2
2022	Las Vegas	.135	10	37	10	5	2	0	0	2	0	0	2	5	11	2	0	.273	.189	1
	OAKLAND	.211	94	346	49	73	18	0	13	34	0	0	12	25	104	11	6	.287	.376	2
	Stockton	.250	3	12	0	3	0	0	0	0	0	0	0	0	3	0	0	.250	.250	0
<b>Major League Totals</b>		<b>.251</b>	<b>407</b>	<b>1460</b>	<b>225</b>	<b>366</b>	<b>88</b>	<b>4</b>	<b>62</b>	<b>184</b>	<b>1</b>	<b>14</b>	<b>46</b>	<b>119</b>	<b>433</b>	<b>45</b>	<b>15</b>	<b>.324</b>	<b>.444</b>	<b>12</b>

### CAREER TRANSACTIONS

**2014** — Selected by the Houston Astros organization in the 16th round of the First-Year Player Draft. **2017** — Traded to the Oakland Athletics organization for minor league pitcher Brandon Bailey, November 20. **2019** — On the injured list, July 29 to September 5. **2020** — On the suspended list, August 14 to 17. **2021** — On the injured list, May 28 to June 15. On the suspended list, August 6 through end of season. **2022** — On the suspended list, April 7 to May 7. On the injured list, August 15 to September 5; included rehabilitation assignment to Stockton, September 1 to 5. On the injured list, September 17 to October 5.

### WILD CARD RECORD

Year	Club/Opp.	AVG.	G	AB	R	H	2B	3B	HR	RBI	SH	SF	HP	BB	SO	SB	CS	OBP	SLG	E
2018	OAK vs. NYY	.000	1	3	0	0	0	0	0	0	0	0	0	1	2	0	0	.250	.000	0
2019	OAK vs. TB	.333	1	3	0	1	0	0	0	1	0	1	0	0	1	0	0	.250	.333	0
2020	OAK vs. CWS	.182	3	11	1	2	0	0	0	1	0	0	0	4	0	0	0	.182	.182	0
<b>Totals</b>		<b>.176</b>	<b>5</b>	<b>17</b>	<b>1</b>	<b>3</b>	<b>0</b>	<b>0</b>	<b>0</b>	<b>2</b>	<b>0</b>	<b>1</b>	<b>0</b>	<b>1</b>	<b>7</b>	<b>0</b>	<b>0</b>	<b>.211</b>	<b>.176</b>	<b>0</b>

### DIVISION SERIES RECORD

Year	Club/Opp.	AVG.	G	AB	R	H	2B	3B	HR	RBI	SH	SF	HP	BB	SO	SB	CS	OBP	SLG	E
2020	OAK vs. HOU	.200	4	15	3	3	1	0	2	4	0	0	0	1	3	0	0	.250	.667	0

## LAUREANO'S CAREER BESTS

**Hits:** 4 (three times), last: May 21, 2021 at Los Angeles (AL)

**Home Runs:** 2 (four times), June 30, 2022 at Seattle; May 18, 2021 vs. Houston; September 7, 2018 vs. Texas; August 20, 2018 vs. Texas.

**Note:** Also had two home runs in Game 4 of the 2020 ALDS vs. Houston, Oct. 8, 2020

**Runs Batted In:** 5 (twice), June 12, 2019 at Tampa Bay; August 20, 2018 vs. Texas

**Stolen Bases:** 2 (three times), last: April 12, 2021 at Arizona

**Hitting Streak:** 16, May 16 to June 4, 2019

**Hitless Streak (At Bats):** 17, September 6 to 11, 2022

**Game Ending RBI:** 4, May 18, 2021 vs. Houston (sacrifice fly); September 9, 2020 vs. Houston (single); May 11, 2019 vs. Cleveland (single), August 3, 2018 vs. Detroit (single)

**Grand Slams:** 1, June 12, 2019 at Tampa Bay (Colin Poche)

**Pinch-Hit Home Runs:** None

**Inside-The-Park Home Runs:** None

**Lead Off Home Runs:** 2, August 29, 2020 at Houston (G#2) (Zack Greinke); September 7, 2018 vs. Texas (Yovani Gallardo)

## OAKLAND A'S RECENT EJECTIONS

Date	Player/Coach	Umpire	Date	Player/Coach	Umpire
Sept. 11, 2022	Chad Pinder	Edwin Moscoso	July 22, 2015	Bob Melvin	Hunter Wendelstedt
August 21, 2022	Mark Kotsay	Bill Miller	May 3, 2015	Craig Gentry	Andy Fletcher
July 2, 2022	Mark Kotsay	Chris Segal	April 26, 2015	Bob Melvin	Quinn Wolcott
June 23, 2022	Seth Brown	Nick Lentz	Aug. 31, 2014	Bob Melvin	Gerry Davis
June 11, 2022	Ramón Laureano	Paul Emmel	July 11, 2014	Bob Melvin	James Hoey
June 1, 2022	Mark Kotsay	Mike Muchlinski	July 11, 2014	Nick Punto	James Hoyer
April 23, 2022	Mark Kotsay	Brian Knight	June 21, 2014	Bob Melvin	Quinn Wolcott
Sept. 22, 2021	Bob Melvin	Greg Gibson	June 14, 2014	Josh Donaldson	Hal Gibson
Sept. 22, 2021	Ryan Christenson	Greg Gibson	June 8, 2014	Fernando Abad	Adrian Johnson
Sept. 18, 2021	Bob Melvin	James Hoyer	May 17, 2014	Scott Kazmir	Jerry Layne
Aug. 28, 2021	Bob Melvin	Tony Randazzo	Aug. 14, 2013	Bob Melvin	Doug Eddings
June 26, 2021	Bob Melvin	Lance Barrett	May 29, 2013	Chip Hale	Brian Knight
May 20, 2021	Bob Melvin	Alan Porter	May 14, 2013	Bob Melvin	D.J. Reyburn
May 12, 2021	Ramon Laureano	Ryan Wills	May 8, 2013	Bob Melvin	Angel Hernandez
April 26, 2021	Bob Melvin	Sean Barber	April 25, 2013	Curt Young	Jim Reynolds
Aug. 9, 2020	Mike Fiers	Ted Barrett	April 13, 2013	Bob Melvin	Andy Fletcher
Aug. 9, 2020	Ramón Laureano	Ted Barrett	Sept. 18, 2012	Jesse Chavez	Jerry Meals
Aug. 9, 2020	Austin Allen	Ted Barrett	June 23, 2012	Coco Crisp	Tony Randazzo
June 12, 2019	Bob Melvin	Sean Barber	June 9, 2012	Bob Melvin	Tim McClelland
June 2, 2019	Stephen Piscotty	Alan Porter	May 19, 2012	Bob Melvin	James Hoyer
June 2, 2019	Bob Melvin	Alan Porter	May 17, 2012	Bob Melvin	Laz Diaz
June 1, 2019	Marcus Semien	Alan Porter	July 31, 2011	Ryan Sweeney	Dan Bellino
May 28, 2019	Joakim Soria	James Hoyer	July 22, 2011	Gerald Perry	Marty Foster
May 13, 2019	Bob Melvin	D.J. Reyburn	June 16, 2011	Bob Melvin	Tim Tschida
Sept. 18, 2018	Bob Melvin	Larry Vanover	May 27, 2011	Bob Geren	Angel Campos
July 10, 2018	Bob Melvin	David Rackley	May 7, 2011	Josh Willingham	Bill Miller
Sept. 6, 2017	Matt Chapman	Mike Everitt	Sept. 12, 2010	Daric Barton	Hunter Wendelstedt
Sept. 4, 2017	Darren Bush	Jordan Baker	Aug. 3, 2010	Bob Geren	Gary Darling
May 27, 2017	Bob Melvin	Will Little	July 27, 2010	Jack Cust	Kerwin Danley
May 27, 2017	Jed Lowrie	Will Little	July 20, 2010	Coco Crisp	Bob Davidson
May 20, 2017	Bob Melvin	Mike Winters	July 6, 2010	Daric Barton	Mike Winters
May 4, 2017	Ryon Healy	Mike Muchlinski	June 23, 2010	Bob Geren	Jerry Crawford
Sept. 20, 2016	Danny Valencia	Marty Foster	June 7, 2010	Jim Skaalen	Eric Cooper
Aug. 5, 2016	Danny Valencia	Mike Estabrook	May 23, 2010	Bob Geren	Greg Gibson
Aug. 4, 2016	Khris Davis	Eric Cooper	Sept. 22, 2009	Adam Kennedy	Eric Cooper
July 15, 2016	Yonder Alonso	Mark Wegner	August 16, 2009	Bob Geren	Gary Darling
July 15, 2016	Bob Melvin	Mark Wegner	July 28, 2009	Bob Geren	Adrian Johnson
July 7, 2016	Coco Crisp	D.J. Reyburn	May 25, 2009	Jim Skaalen	Brian Knight
Aug. 17, 2015	Sam Fuld	Brian Knight	May 9, 2009	Bob Geren	Paul Nauert
Aug. 17, 2015	Bob Melvin	Brian Knight			



**RIGHT-HANDED PITCHER**

**Height/Weight:** 6-10 / 255

**Bats/Throws:** Right / Right

**Birthdate:** January 19, 1994

**Opening Day Age:** 29

**Birthplace/Resides:** New London, Connecticut / New London, Connecticut

**Major League Service:** None

**Obtained:** Signed to a minor league contract, January 13, 2022

**Contract Status:** First year of a one-year contract through 2023

[Updated Stats](#)

**NON-ROSTER INVITEE**

**CAREER HIGHLIGHTS**

Was selected by the Los Angeles Dodgers in the 16th round of 2015 First-Year Player Draft...made 27 starts and 12 relief appearances over his first two seasons but 127 of his 129 appearances since then have come in relief...did not pitch in 2020 due to the pandemic and 2021 due to “Tommy John” surgery...appeared in just 13 games in his first season in the A’s organization in 2022 as he continued his recovery...is 29-15 with 14 saves and a 3.64 ERA in 168 career appearances, including 29 starts...has 399 strikeouts in 338.2 innings (10.60 per nine innings) but has walked 167 (4.43 per nine innings)...pitched for Glendale in the Arizona Fall League in 2018.

**2022 HIGHLIGHTS**

- Began the season on the injured list as he continued his recovery from “Tommy John” surgery...started a rehab assignment on July 26 and combined to go 0-1 with a 5.73 ERA and .167 opponents batting average in 13 games, including one start, with the A’s affiliate in the Arizona Complex League and Single-A Stockton.
- Struck out 12 batters in 11.0 innings but also walked nine...did not yield a home run.
- Allowed a .143 (3-for-21) opponents batting average against left-handed hitters compared to .190 (4-for-21) against right-handers.
- Opponents went 2-for-14 (.143) with runners in scoring position...they were 1-for-23 with two strikes.
- Tossed one inning or fewer in all 13 of his outings.
- **DAY-BY-DAY:** Began the season on the injured list as he continued his recovery from June 1, 2021 “Tommy John” surgery...started a rehab assignment on July 26 with the A’s affiliate in the Arizona Complex League and faced the Guardians that day (0.2 ip, 1 r, 1 er, 1 so, 1 hb)...it was his first appearance in a regular season game since Aug. 31, 2019 for Tulsa...did not allow a run in his next three games (3.0 ip) and had a 2.08 ERA in five games, one start, overall in Arizona when he was transferred to Single-A Stockton on Aug. 15...made three more rehab appearances with the Ports before he was reinstated from the injured list Aug. 25...had another five games with Stockton and was 0-1 with an 8.10 ERA in eight games in the California League...surrendered four runs in 0.1 innings on Aug. 20 against Lake Elsinore but did not allow a run in five of his final six appearances (1.50 ERA).

**CAREER**

**2021**—Did not pitch in 2021 as he began the season on the injured list with a right elbow muscle injury...had “Tommy John” surgery on June 1.

**2020**—Did not pitch as the minor league season was cancelled due to the pandemic.

**2019**—Spent the entire season with Double-A Tulsa and was 5-1 with a career-high six saves and a 2.29 ERA in 40 games, including one start...struck out 81 batters in 63.0 innings (11.57 strikeouts per nine innings) but also walked 39 (5.57 per nine innings)...tied for fourth in the Dodgers farm system in saves and tied for 10th in games pitched...was named to the Texas League Mid-season All-Star team and pitched a scoreless inning of relief for the North squad in the game, striking out one...allowed a .168 opponents batting average, which broke down to .153 with a

.631 OPS against left-handed hitters compared to .180 with a .581 OPS against right-handers... opponents hit .127 with runners in scoring position and were 0-for-5 with the bases loaded... converted 6-of-8 (75.0%) save opportunities...allowed 3-of-13 (23.1%) inherited runners to score and first batters faced were 7-for-31 (.226) with seven walks and a hit by pitch...yielded a .095 batting average with two strikes...did not allow a hit to the opponents number eight hitter in the order (0-for-23)...tossed at least one inning in 37 of his 40 appearances, including two or more 19 times...struck out a season-high five batters in a season-high 2.2 innings June 18 against Frisco... allowed just one earned run over his final 17 games beginning July 8 (0.39 ERA)...opponents were 11-for-80 (.138) over that span...recorded four of his six saves over a six-game stretch from July 20 to Aug. 8...did not allow an earned run in 10 games in August (13.1 ip, 6 h, 1 r, 7 bb, 15 so)... yielded a .136 opponents batting average and .437 OPS...was 0-2 with a save and a 9.64 ERA (4.2 ip, 4 h, 6 r, 5 er, 5 bb, 6 so) in four postseason appearances for the Drillers.

**2018**—Bounced between Advanced-A Rancho Cucamonga and Double-A Tulsa and went 8-0 with three saves, a 3.06 ERA and .177 opponents batting average in 43 relief appearances...the wins and appearances were career highs...tied for fifth in the Dodgers farm system in wins and tied for eighth in games pitched...struck out 92 batters in 70.2 innings (11.72 per nine innings) and surrendered just three home runs...began the year at Rancho Cucamonga but had stints at Tulsa from April 24 to May 30, July 5 to 22 and July 30 through the end of the season...his opponents batting average broke down to .152 against left-handed hitters compared to .193 against right-handers...allowed a .190 batting average with runners in scoring position...posted a 1.80 ERA with 22 strikeouts in 16.2 innings in seven appearances in April...did not allow a run in nine of his 11 appearances during his second stint with Rancho Cucamonga from June 1 to July 2 (17.0 ip, 10 h, 2 r, 2 er, 4 bb, 27 so, 1.06 ERA)...made two postseason appearances for the Drillers (2.1 ip, 3 h, 1 r, 1 er, 1 bb, 2 so)...pitched for Glendale in the Arizona Fall League and was 0-1 with an 8.74 ERA in 10 relief appearances.

**2017**—Began pitching in relief after being used primarily as a starter over his first two professional season...started the year at Single-A Great Lakes and was 3-1 with four saves and a 2.70 ERA in 20 relief appearances when he was promoted to Advanced-A Rancho Cucamonga on July 19...went 2-0 with a save and a 2.00 ERA in 13 games with the Quakes...combined to go 5-1 with five saves, a 2.45 ERA and .193 opponents batting average in 33 relief appearances overall...struck out 70 in 51.1 innings (12.27 per nine innings) and surrendered just two home runs...did not allow an earned run in nine games and 14.1 innings in July as part of streak of 21.2 consecutive innings without an earned run from June 11 to July 30...made one postseason appearance for the Quakes (1.0 ip, 2 h, 1 r, 1 er, 1 so).

**2016**—Began the season with Single-A Great Lakes and was 4-8 with a 5.32 ERA in 17 games, 13 starts, when he was transferred to Rookie Ogden where he went 2-3 with a 6.11 ERA in 10 starts...combined for a 6-11 record and a 5.65 ERA in 27 games, 23 starts overall...struck out a career-high 107 batters in a career-high 110.0 innings...also had highs in starts, losses, hits (116), runs (81), earned runs (69), walks (53), home runs (11), hit batters (7) and wild pitches (11)...tied for fifth in the Dodgers farm system in games started...tossed a career-high 6.0 innings on May 12 at Dayton, his first of five career starts of six innings, all in 2016...was on the disabled list from June 3 to 11 with a left quadriceps contusion...struck out a career-high nine batters on July 11 against Dayton.

**2015**—Spent most of his first season with the Dodgers affiliate in the Arizona Rookie League but was promoted to Single-A Great Lakes on Aug. 31...combined with both clubs for a 5-1 record and a 1.93 ERA in 12 games, including four starts...struck out 37 batters in 32.2 innings (10.19 per nine innings) and yielded just one home run.

## PERSONAL/MISCELLANEOUS

Nolan Matthew Long...threw two no-hitters as a senior at Waterford (Conn.) High School...attended Wagner College where he also played basketball.

## LIFETIME PITCHING RECORD

Year	Club	W	L	ERA	G	GS	CG	SHO	SV	IP	H	R	ER	HR	HB	BB	IBB	SO	WP	BK
2015	AZL Dodgers	5	1	1.11	10	3	0	0	0	24.1	14	4	3	0	0	12	0	30	1	0
	Great Lakes	0	0	4.32	2	1	0	0	0	8.1	10	5	4	1	1	0	0	7	0	0
2016	Ogden	2	3	6.11	10	10	0	0	0	45.2	58	37	31	6	4	18	0	45	6	0
	Great Lakes	4	8	5.32	17	13	0	0	0	64.1	58	44	38	5	3	35	0	62	5	0
2017	Great Lakes	3	1	2.70	20	0	0	0	4	33.1	24	13	10	2	1	17	0	51	4	0
	Rancho Cucamonga	2	0	2.00	13	0	0	0	1	18.0	13	5	4	0	0	8	0	19	2	0
2018	Rancho Cucamonga	5	0	1.03	19	0	0	0	3	35.0	18	4	4	1	2	12	0	52	4	0
	Tulsa	3	0	5.05	24	0	0	0	0	35.2	26	21	20	2	4	17	2	40	1	0
2019	Tulsa	5	1	2.29	40	1	0	0	6	63.0	38	21	16	7	3	39	0	81	4	0
2020	(Minor League Season Canceled – Did Not Pitch)																			
2021	(Injured – Did Not Pitch)																			
2022	ACL A's	0	0	2.08	5	1	0	0	0	4.1	3	2	1	0	1	1	0	5	0	0
	Stockton	0	1	8.10	8	0	0	0	0	6.2	4	6	6	0	1	8	0	7	3	0
Minor League Totals		29	15	3.64	168	29	0	0	14	338.2	266	162	137	24	20	167	2	399	30	0

## CAREER TRANSACTIONS

**2012** — Selected by the San Francisco Giants organization in the 38th round of the First-Year Player Draft, did not sign. **2015** — Selected by the Los Angeles Dodgers organization in the 16th round of the First-Year Player Draft. **2021** — Elected free agency, November 7. **2022** — Signed by the Oakland Athletics to a minor league contract, January 14.



**RIGHT-HANDED PITCHER****Height/Weight:** 6-3 / 218**Bats/Throws:** Right / Right**Birthdate:** December 10, 1996**Opening Day Age:** 26**Birthplace/Resides:** Mexicali, Mexico / Mexicali, Mexico**Major League Service:** 54 days**Obtained:** Acquired from San Diego Padres with Euriel Angeles for Sean Manaea and Aaron Holiday, April 3, 2022**Contract Status:** First year of a one-year contract through 2023[@a\\_mtz33](#) [Updated Stats](#)**CAREER HIGHLIGHTS**

Was acquired by the A's in the Sean Manaea trade prior to the start of the 2022 season and made his Major League debut, going 4-6 with a 6.24 ERA in 12 starts...the native of Mexico was originally signed by San Diego as an international free agent on Feb. 16, 2015 and pitched five seasons in the Padres farm system...missed the 2016 season after undergoing "Tommy John" surgery and did not pitch in 2020 due to the pandemic...is now 26-25 with three saves and a 4.60 ERA in 118 games, including 66 starts, in six seasons in the minors...has 432 strikeouts in 416.1 innings (9.33 per nine innings) and has walked 133 for a strikeout-to-walk ratio of 3.25...was named an Organizational All-Star by MiLB.com in 2021.

**2022 HIGHLIGHTS**

- Was acquired from San Diego in the Sean Manaea trade just prior to the start of the season and would later make his Major League debut with Oakland, posting a 4-6 record, a 6.24 ERA and .856 opponents OPS in 12 starts over four stints with the A's.
- Based on a minimum of 50 innings pitched, he had the fourth highest ERA in the American League and the fifth highest OPS and slugging percentage (.504).
- Allowed 13 home runs in 57.2 innings for an average of 2.03 per nine innings.
- Tied for 10th among American League rookies in games started.
- Had a .295 opponents batting average, which broke down to .293 (36-for-123) with an .857 OPS against right-handed hitters and .297 (33-for-111) with an .854 OPS against left-handers.
- Opponents hit .333 with runners in scoring position...surrendered 10 of his 13 home runs with the bases empty.
- Allowed a .258 opponents batting average the first two times through the order, .475 the third time.
- Posted a 4.00 ERA and .734 OPS over innings 1-3, a 9.97 ERA and 1.018 OPS from the fourth inning on.
- Was 2-4 with a 5.40 ERA and .780 opponents OPS in six starts on the road, 2-2 with a 7.16 ERA and .929 OPS in six starts at home.
- Was 3-2 with a 4.55 ERA and .751 OPS in six starts during the day, 1-4 with an 8.04 ERA and .961 OPS in six starts at night...surrendered 10 of his 13 home runs in night games.
- Went 3-0 with a 2.20 ERA in three starts against AL East competition...was 0-4 with an 8.68 ERA in four starts against the AL West...allowed nine home runs in 28.0 innings against divisional foes.
- Opponents were 12-for-24 (.500) with three doubles and two home runs when putting the first pitch in play (.875 slugging percentage).
- Tossed five innings or fewer in nine of his 12 starts.
- Spent the balance of the season with Triple-A Las Vegas where he was 5-7 with a 5.72 ERA and .880 OPS in 18 starts.
- Struck out 100 batters in 89.2 innings, an average of 10.04 per nine innings.
- Surrendered a career-high 24 home runs (2.41 per nine innings)...had allowed just 25 home runs in 326.2 career innings entering the season (0.69 per nine innings).
- Also had minor league career highs in losses and matched his high in earned runs (57) and wild pitches (11)...tossed his first career complete game.
- Tied for third in the Pacific Coast League in most wild pitches.

- Allowed a .270 opponents batting average, which broke down to .269 (52-for-193) with a .844 OPS against right-handed hitters and .271 (42-for-155) with a .922 OPS against left-handers.
- His opponents batting average increased to .320 with runners in scoring position...15 of the 24 home runs he surrendered were solo shots.
- Had a .287 opponents batting average the first two times through the order, .205 after that.
- Was 3-3 with a 4.07 ERA in nine starts on the road, 2-4 with a 7.68 ERA in nine starts at home.
- **DAY-BY-DAY:** Began the season at Triple-A Las Vegas and tossed four innings or fewer in each of his first four starts in April as he began building his pitch count...was 0-2 with an 8.79 ERA in April and 0-2 with a 7.45 ERA in five starts overall when he was recalled by Oakland on May 10 as the 27th man for the doubleheader at Detroit...made his Major League debut with a start in the second game and was the winning pitcher in the A's 4-1 victory...became the 55th pitcher in Oakland history to start in his ML debut...was the 16th of those 55 to win, the first since Jharel Cotton on Sept. 7, 2016 at Los Angeles (AL)...tossed 5.1 scoreless innings to become the first of the 55 to not allow a run since Vin Mazzaro on June 2, 2009 at Chicago (AL)...allowed just four hits and did not walk a batter...of the 55, he joins Craig Minetto (July 4, 1978 at Seattle) as the only two to not issue a walk...was sent back to Las Vegas following the game...won three consecutive starts from May 27 to June 8 and had a 2.70 ERA over that stretch...had minor league season highs in innings (7.0) and strikeouts (8) on June 2 against Sacramento and then tossed 7.0 scoreless innings on June 8 against Round Rock...was 4-1 with a 4.84 ERA in eight starts during his second Triple-A stint when he was recalled by the A's on June 30...was charged with his first loss that day at Seattle when he yielded a career-high seven runs in 4.2 innings...walked a career-high four batters in a 10-8 loss at Texas on July 11...was 1-2 with a 9.00 ERA in three starts during his second big league stint when was optioned to Las Vegas July 12...allowed a minor league career high nine runs in 4.2 innings in an 11-6 loss at Albuquerque on July 29, but only three of the runs were earned...had three losses in three starts (5.17 ERA) when he was recalled by Oakland for a third time on Aug. 7...started and lost on Aug. 7 against San Francisco and was sent back to Las Vegas the next day...had a win and a loss in his final two Triple-A starts on Aug. 13 at Tacoma and Aug. 19 against Sacramento before returning to Oakland for good on Aug. 28...picked up the win in his first two starts on Aug. 28 against New York (AL) and Sept. 4 at Baltimore for the first winning streak of his career...tossed a career-high 6.0 innings in the outing against the Orioles...then went 0-3 with a 9.13 ERA and 1.049 OPS over his final five starts...allowed a career-high tying seven runs on a career-high 14 hits in a career-low 3.2 innings in a 10-2 loss to Chicago (AL) on Sept. 10 in Oakland...it was the 14th time in Oakland history a pitcher allowed 14 or more hits in a game (last: McCarthy, April 26, 2011), but it was the first time in Athletics history it happened in an outing of fewer than four innings...logged a career-high 97 pitches and surrendered a career-high four home runs in a 5-0 loss to Houston on Sept. 16...had a no decision in his 10th career start, a 9-5 A's loss to Seattle on Sept. 22...it was his first career no decision and he joins Zach Logue (2022), Mike Morgan (1978-79), Bob Trice (1953-54), Chief Bender (1903) and Wiley Piatt (1901) as the only pitchers in Athletics history with a decision in each of the first nine games of their career...struck out a career-high seven batters...left with a 5-4 lead but the bullpen blew the save.

## CAREER

**2021**—Split the season between Double-A San Antonio and Triple-A El Paso, setting minor league career bests in starts (22), innings pitched (125.0), strikeouts (122) and opponents batting average (.243)...was named an Organization All-Star by MiLB.com...made 17 appearances, including 13 starts, for San Antonio, going 7-3 with a 2.43 ERA...struck out 83 in 80.2 innings and walked 24 while holding opponents to a .215 average...earned Double-A Central Pitcher of the Month honors in July, going 4-0 with a 0.32 ERA and a .168 opponents batting average...was named Double-A Central Pitcher of the Week July 4...was promoted to El Paso on Aug. 14 and made nine appearances, all starts...reached the 5.0 inning mark in six of those outings and allowed two earned runs or fewer five times...struck out a career-high-tying 10 batters with two walks across 6.0 innings in his penultimate start of the season on Sept. 25 vs. Sugar Land.

**2020**—Did not appear in the Padres 60-man player pool at their alternate training site during the regular season...made 11 appearances, including four starts for Aguilas de Mexicali of the Mexican Pacific Winter League, going 1-2 with a 6.04 ERA.

**2019**—Spent the majority of the season with Single-A Fort Wayne, going 6-4 with a save and a 3.36 ERA in 32 appearances, including five starts...allowed a .245 opponents batting average, walked 22 and struck out 69 in 75.0 innings...allowed just three hits and no earned runs from July 7-28, striking out 15 and walking three with a .073 average over the stretch...after 17 straight relief outings from June 2-Aug. 5, finished the season making four consecutive starts, reaching the 5.2 inning plateau in three of the four outings...was assigned to Single-A Lake Elsinore for his final start of the season, tossing a season-high 6.0 innings of six-hit, one-run ball on Aug. 30 vs. Lancaster.

**2018**—Split the season between Single-A Fort Wayne and Single-A Tri-City, going a combined 4-6 with a save, a 6.90 ERA, .340 opponents batting average and 1.86 WHIP across 21 appearances, including 14 starts...began the campaign with Fort Wayne and made eight appearances, one start, going 0-1 with a 9.87 ERA...assigned to Tri-City on June 12 worked exclusively as a starter, making 13 starts with a 4-5 record and a 7.11 ERA...made four relief appearances with Mexicali of the Mexican Pacific Winter League, going 0-1 with a 9.45 ERA.

**2017**—Spent the entire season with the Padres affiliate in the Arizona Rookie League and was 2-3 with a save and a 4.50 ERA...struck out 37 and walked nine in 30.0 innings.

**2016**—Missed the entire season after undergoing “Tommy John” surgery.

**2015**—Made his professional debut with Padres club in the Dominican Summer League...had no decisions and a 4.41 ERA in seven games, including two starts...struck out 19 and walked two in 16.1 innings.

## PERSONAL/MISCELLANEOUS

Adrián Misael Martínez.

### LIFETIME PITCHING RECORD

Year	Club	W	L	ERA	G	GS	CG	SHO	SV	IP	H	R	ER	HR	HB	BB	IBB	SO	WP	BK
2015	DSL Padres	0	0	4.41	7	2	0	0	0	16.1	19	9	8	0	2	2	0	19	2	0
2016	AZL Padres	(Injured — Did Not Pitch)																		
2017	AZL Padres1	2	3	4.50	13	4	0	0	1	30.0	31	17	15	3	1	9	0	37	4	1
2018	Tri-City	4	5	6.00	13	13	0	0	0	57.0	84	45	38	3	3	14	0	52	9	2
	Fort Wayne	0	1	9.87	8	1	0	0	1	17.1	28	20	19	2	1	12	0	26	2	1
2019	Fort Wayne	6	4	3.36	32	5	0	0	1	75.0	68	31	28	7	4	22	0	69	6	2
	Lake Elsinore	1	0	1.50	1	1	0	0	0	6.0	6	1	1	0	0	0	0	7	1	0
2020	(Minor League Season Canceled – Did Not Pitch)																			
2021	San Antonio	7	3	2.34	17	13	0	0	0	80.2	64	22	21	4	5	24	1	83	4	2
	El Paso	1	2	5.28	9	9	0	0	0	44.1	50	28	26	6	3	17	1	39	7	1
2022	Las Vegas	5	7	5.72	18	18	1	0	0	89.2	94	64	57	24	5	33	0	100	11	0
	OAKLAND	4	6	6.24	12	12	0	0	0	57.2	69	42	40	13	3	19	1	53	6	1
<b>Major League Totals</b>		<b>4</b>	<b>6</b>	<b>6.24</b>	<b>12</b>	<b>12</b>	<b>0</b>	<b>0</b>	<b>0</b>	<b>57.2</b>	<b>69</b>	<b>42</b>	<b>40</b>	<b>13</b>	<b>3</b>	<b>19</b>	<b>1</b>	<b>53</b>	<b>6</b>	<b>1</b>
<b>Minor League Totals</b>		<b>26</b>	<b>25</b>	<b>4.60</b>	<b>118</b>	<b>66</b>	<b>1</b>	<b>0</b>	<b>3</b>	<b>416.1</b>	<b>444</b>	<b>237</b>	<b>213</b>	<b>49</b>	<b>24</b>	<b>133</b>	<b>2</b>	<b>432</b>	<b>46</b>	<b>9</b>

### CAREER TRANSACTIONS

**2015** — Signed as an international free agent, February 16. **2022** — Traded to the Oakland Athletics with minor league infielder Euribiel Angeles for pitcher Sean Manaea and minor league pitcher Aaron Holiday, April 3.

### MARTINEZ' CAREER BESTS

Low Hit Complete Game: None

Innings Pitched: 6.0, September 4, 2002 at Baltimore

Strikeouts: 7, September 22, 2022 vs. Seattle

Pitches: 97, September 16, 2022 at Houston

Longest Winning Streak: 2, August 28 to September 4, 2022

Longest Losing Streak: 3, September 10, 2022 to present

Longest Scoreless Streak: 7.1, August 28 to September 10, 2022

## RIGHT-HANDED PITCHER

Height/Weight: 6-4 / 248

Bats/Throws: Right / Right


Birthdate: September 23, 1989 Opening Day Age: 33

Birthplace/Resides: Longview, Washington / Seattle, Washington

Major League Service: 8 years, 12 days

Obtained: Signed as a free agent, December 16, 2022

Contract Status: First year of a one-year contract through 2023

[@trevmay65](#)[iamTrevorMay](#)[Updated Stats](#)

## CAREER HIGHLIGHTS

Has pitched eight seasons in the majors with Minnesota (2014-16, 18-20) and New York-NL (2021-22) and is 32-24 with 12 saves and a 4.35 ERA in 309 relief appearances, including 26 starts...has 480 strikeouts in 403.2 innings, an average of 10.7 strikeouts per nine innings...made 25 of his 26 career starts in his first two seasons...147 of his 169 minor league appearances came as a starter...has not allowed a run in six career postseason outings (5.1 ip, 1 h, 1 bb, 6 so)...was selected to play in the SiriusXM Futures Game at Target Field in 2014...pitched for Glendale in the Arizona Fall League in 2013...was named the Phillies top prospect by *Baseball America* in 2011.

## 2022 HIGHLIGHTS

- Was 2-0 with a save, a 5.04 ERA and .756 opponents OPS in 26 relief appearances with the Mets in a season shortened by a three month stint on the injured list with an inflamed right triceps.
- Struck out 30 batters in 25.0 innings, his sixth consecutive season with more strikeouts than innings pitched.
- Had a .324 opponents on-base percentage, which was his highest since his rookie season of 2014 (.390)...his ERA was his highest since 2016 (5.27).
- Allowed a .265 opponents batting average, which broke down to .250 (14-for-56) with a .769 OPS against right-handed hitters compared to .283 (13-for-46 (.283) with a .740 OPS against left-handers...yielded three of his four home runs to righties.
- Opponents hit .320 with three of his four home runs with the bases empty, .212 with runners on...allowed a .192 average with runners in scoring position.
- Converted his only save opportunity and stranded all six of his inherited runners...first batters faced were 7-for-23 (.304) with three walks (.385 on-base percentage).
- Had a 2.08 ERA and .548 opponents OPS in 13 games at home, an 8.25 ERA and .939 OPS in 13 appearances on the road.
- Allowed just one run before the eighth inning (9.0 ip, 1.00 ERA)...had a 7.33 ERA from the eighth inning on.
- Tossed at least one inning in 23 of his 26 appearances but never more than 1.1 innings.
- **DAY-BY-DAY:** Was credited with his only save of the season in the second game of an April 19 doubleheader against San Francisco (1.0 ip, 1 so)...pitched a season-high 1.1 innings April 22 at Arizona...had an 8.64 ERA and .969 OPS in eight games when he was placed on the injured list May 3 with a right triceps inflammation...made one rehab appearance with Binghamton on July 24 against Hartford (1.0 ip, 1 h, 1 so) and three with Syracuse from July 27-31 (3.0 ip, 3 h, 2 r, 2 er, 1 bb, 3 so) before he was reinstated from the IL on Aug. 3...posted a 3.24 ERA and .629 OPS in 18 games following his return...struck out a season-high three batters in an inning of work against Cincinnati on Aug. 9...did not allow a run in 10 of his final 11 regular season games beginning Aug. 22 (9.2 ip, 6 h, 2 r, 2 er, 4 bb, 16 so, 1.80 ERA)...that included a seven-game stretch from Aug. 22 to Sept. 20 where he did not allow a run in 6.0 innings...tossed a scoreless inning and struck out two in the 300th appearance of his career on Aug. 27 against Colorado...was on the injured list from Sept. 3 to 11...struck out the final batter of the game on Sept. 18 against Pittsburgh...it was the Mets 20th strikeout of the game, tying a major league record for most strikeouts in a nine-inning game...matched his season high with 1.1 scoreless innings on Oct. 2 at Atlanta...made two postseason appearances for the

Mets in the Wild Card Series against San Diego and did not allow a run (2.1 ip, 1 bb, 4 so)...has not allowed a run in six career postseason outings (5.1 ip, 1 h, 1 bb, 6 so).

## CAREER

**2021**—Had seven wins, which tied for the seventh-most among National League relievers and tied for the 13th-most among Major League relievers...the seven victories were one shy of his career-high of eight set in 2015...was seventh among ML relievers with 11.92 strikeouts per nine innings (min. 60 innings)...finished with 83 strikeouts in 62.2 innings...the 83 strikeouts tied for 11th-most among NL relief pitchers...had a career-high four saves...also established a career-high in appearances (68)...did not allow an earned run over 12.0 innings from April 6-May 8, spanning 12 appearances...had a 10.0-inning scoreless streak from June 16-July 5 (10 games)...limited opponents to a .148 batting average and three extra-base hits (all doubles) with runners scoring position.

**2020**—Made the Opening Day roster for third time in his career (also 2016 and 2019) and was the winning pitcher on Opening Day July 24 at Chicago (AL), pitching 1.0 scoreless inning in a 10-5 victory...struck out at least one batter in 19 of 23 appearances and multiple batters in 10 appearances...ranked second in the American League in strikeouts per 9.0 innings with a mark of 14.66 (min. 20.0 ip)...tossed 2.0 scoreless frames in the 2020 Wild Card Series vs. Houston.

**2019**—Made the Opening Day roster for second time in his career and first time since 2016...did not allow a home run in his first 20 appearances from March 30-May 15 (16.1 ip) and yielded just one homer in 31 of his first 32 appearances from March 30-June 22 (26.1 ip)...struck out multiple batters in six-straight appearances from June 27-July 14 and in 11 of 14 appearances from June 27-Aug. 14, posting a 14.29 strikeouts per nine innings over that span...struck out multiple batters 22 times on the season...held left-handed hitters to a .185 batting average and right-handed hitters to a .182 average...posted an ERA of 1.41 in 30 road games...allowed just three of 22 inherited runners (13.6 percent) to score...made two appearances in the ALDS against New York (AL), pitching 1.0 scoreless inning (0.1 in Game 1, 0.2 in Game 2) with one hit allowed and two strikeouts.

**2018**—Spent the first half of the season on the 60-day disabled list recovering from Tommy John surgery he had in March of 2017...was recalled from Triple-A Rochester on July 31 and made his season debut that same day, his first major league appearance in 688 days...earned his first career save on his 29th birthday, Sept. 23 at Oakland, pitching 1.1 scoreless innings of relief.

**2017**—Was diagnosed with a torn ulnar collateral ligament in his right elbow March 11 and underwent “Tommy John” surgery March 22...missed the entire season.

**2016**—Made an Opening Day roster for the first time in his career...held left-handed hitters to a .153 batting average...posted a strikeouts per nine inning ratio of 12.66, which was seventh-best in the American League and 10th best in the majors (min. 40.0 ip)...had three stints on the disabled list: June 10 to July 5 (back spasms), Aug. 7 to Sept. 9 (back spasms) and Sept. 12 through the end of the season (lower back strain).

**2015**—Made the start in Minnesota’s home opener on April 13 against Kansas City...moved to the bullpen in the beginning of July after going 4-7 with a 4.37 ERA, 18 walks and 71 strikeouts in 80.1 innings in 15 starts...held opponents scoreless in 14 consecutive relief appearances (13.0 ip) from July 25-Aug. 28...led all AL rookies (min. 100.0 innings) in strikeouts per walk ratio (4.23), ranked fourth in strikeouts (110) and tied for seventh in games (48).

**2014**—Selected to pitch in the SiriusXM Futures Game at Target Field, but did not pitch due to injury...took the loss in his Major League debut in a start Aug. 9 at Oakland, allowing four runs on three hits and seven walks in 2.0 innings pitched...earned his first ML win Sept. 3 vs. Chicago (AL), allowing three runs on six hits in 5.0 innings pitched, with one walk and six strikeouts as the Twins won 11-4...set season and career-highs with 10 strikeouts Sept. 14 at Chicago (AL).

**2013**— Was named to the Eastern League All-Star team...led the EL in strikeouts (159), tied for first in starts (27) and ranked fifth in innings pitched (151.2)...made one postseason appearance for Triple-A Rochester in relief (3.0 ip, 3 h, 1 r, 1 er, 1 bb, 3 so)...pitched for Glendale in the Arizona Fall League and went 0-2 with a 3.21 ERA in nine games, including one start.

**2012**— Led the Eastern League in strikeouts (151), tied for first in starts (28), tied for eighth in wins (10), and ranked 10th in innings (149.2)...also made one postseason start for Double-A Reading and took the loss (5.1 ip, 3 h, 1 r, 1 er, 2 bb, 6 so).

**2011**—Named a Florida State League All-Star and earned the win (1.0 ip) in the All-Star Game...struck out 208 batters in 151.1 innings (12.37 per nine innings), which was third-most in all of minor league baseball...led the Florida State League in strikeouts and shutouts (two)...was named the top prospect in the Phillies minor league system by *Baseball America*.

**2010**—Was a Florida State League Midseason All-Star for Lakewood...went 1-1 with a 0.77 ERA in two postseason starts (11.2 ip, 8 h, 1 r, 1 er, 3 bb, 21 so).

**2009**—Was named Phillies minor league Pitcher of the Week Aug. 31-Sept. 7...went 1-0 and did not allow a run in two postseason starts for Lakewood (11.0 ip, 5 h, 5 bb, 11 so).

**2008**—Began his professional career with the Gulf Coast League Phillies (R) and participated in the Florida Instructional League.

## PERSONAL/MISCELLANEOUS

Trevor J. May was originally signed by Phillies scout Dave Ryles...graduated from Kelso (WA) High School where he was the valedictorian...in 2019 raised funds through the Big League Impact ALL WIN campaign, impacting Gillette Children's Hospital.

### LIFETIME PITCHING RECORD

Year	Club	W	L	ERA	G	GS	CG	SHO	SV	IP	H	R	ER	HR	HB	BB	IBB	SO	WP	BK
2008	GCL Phillies	1	1	3.75	5	2	0	0	0	12.0	11	7	5	0	1	7	0	11	1	0
2009	Lakewood	4	1	2.56	15	15	0	0	0	77.1	58	24	22	3	2	43	0	95	6	1
2010	Lakewood	7	3	2.91	11	11	0	0	0	65.0	51	22	21	3	1	20	0	92	5	0
	Clearwater	5	5	5.01	16	14	0	0	0	70.0	53	41	39	7	5	61	0	90	9	1
2011	Clearwater	10	8	3.63	27	27	3	2	0	151.1	121	65	61	8	5	67	0	208	8	0
2012	Reading	10	13	4.87	28	28	0	0	0	149.2	139	87	81	22	11	78	0	151	8	1
2013	New Britain	9	9	4.51	27	27	2	2	0	151.2	149	79	76	14	8	67	0	159	7	0
2014	Rochester	8	6	2.84	18	18	1	1	0	98.1	75	33	31	4	0	39	0	94	2	0
	MINNESOTA	3	6	7.88	10	9	0	0	0	45.2	59	41	40	7	2	22	1	44	3	0
2015	MINNESOTA	8	9	4.00	48	16	0	0	0	114.2	127	53	51	11	4	26	2	110	4	0
2016	Rochester	0	1	2.45	4	0	0	0	1	3.2	1	1	1	0	1	1	0	6	1	0
	MINNESOTA	2	2	5.27	44	0	0	0	0	42.2	39	26	25	7	2	17	1	60	10	0
2017										(Injured — did not pitch)										
2018	Fort Meyers	0	0	0.00	1	1	0	0	0	3.0	1	0	0	0	0	3	0	5	0	0
	Rochester	0	4	4.00	13	4	0	0	2	27.0	24	14	12	2	1	16	0	25	1	0
	MINNESOTA	4	1	3.20	24	1	0	0	3	25.1	21	9	9	4	1	5	0	36	1	0
2019	MINNESOTA	5	3	2.94	65	0	0	0	2	64.1	43	24	21	8	3	26	1	79	3	0
2020	MINNESOTA	1	0	3.86	24	0	0	0	2	23.1	20	11	10	5	0	7	0	38	2	0
2021	NEW YORK (NL)	7	3	3.59	68	0	0	0	4	62.2	55	29	25	10	0	24	4	83	7	0
2022	NEW YORK (NL)	2	0	5.04	26	0	0	0	1	25.0	27	14	14	4	0	9	0	30	0	0
	Binghamton	0	0	0.00	1	0	0	0	0	1.0	1	0	0	0	0	0	0	1	0	0
	Syracuse	0	0	6.00	3	0	0	0	0	3.0	3	2	2	0	0	1	0	3	2	0
	Major League Totals	32	24	4.35	309	26	0	0	12	403.2	391	207	195	56	12	136	9	480	30	0
	Minor League Totals	54	51	3.89	169	147	6	5	3	813.0	687	375	351	63	35	403	0	940	50	3

### CAREER TRANSACTIONS

**2008** — Selected by the Philadelphia Phillies organization in the fourth round of the First-Year Player Draft.

**2012** — Traded to the Minnesota Twins with pitcher Vance Worley for outfielder Ben Rever, December 6. **2016** — On the disabled list, June 10 to July 4; included rehabilitation assignment to Rochester, June 26 to July 4. On the disabled list, August 7 to September 8. On the disabled list, September 12 to October 2. **2017** — On the disabled list, March 22 to November 5. **2018** — On the disabled list, February 20 to June 6; included rehabilita-



tion assignments to Fort Meyers, May 12 to 14, and Rochester, May 15 to June 6. **2020** — Elected free agency, October 28; signed by the New York Mets, December 2. **2022** — On the injured list, May 3 to August 2; included rehabilitation assignments to Binghamton, July 24 to 26, and Syracuse, July 27 to August 2. On the Covid injured list, September 3 to 11. Elected free agency, November 6; signed by the Oakland Athletics, December 16.

#### WILD CARD SERIES RECORD

Year	Club	W	L	ERA	G	GS	CG	SHO	SV	IP	H	R	ER	HR	HB	BB	IBB	SO	WP	BK
2020	MIN vs. HOU	0	0	0.00	2	0	0	0	0	2.0	0	0	0	0	0	0	0	0	0	0
2022	NYM vs. SD	0	0	0.00	2	0	0	0	0	2.1	0	0	0	0	0	1	0	4	0	0
<b>Totals</b>		<b>0</b>	<b>0</b>	<b>0.00</b>	<b>4</b>	<b>0</b>	<b>0</b>	<b>0</b>	<b>0</b>	<b>4.1</b>	<b>0</b>	<b>0</b>	<b>0</b>	<b>0</b>	<b>0</b>	<b>1</b>	<b>0</b>	<b>4</b>	<b>0</b>	<b>0</b>

#### DIVISION SERIES RECORD

Year	Club	W	L	ERA	G	GS	CG	SHO	SV	IP	H	R	ER	HR	HB	BB	IBB	SO	WP	BK
2019	MIN vs. NYY	0	0	0.00	2	0	0	0	0	1.0	1	0	0	0	0	0	0	2	0	0

#### MAY'S CAREER BESTS

**Low Hit Complete Game:** None

**Innings Pitched:** 7.0 (twice), last: June 3, 2015 at Boston. As reliever: 2.1 (twice), last: July 24, 2016 at Boston.

**Strikeouts:** 10, September 14, 2014 at Chicago (AL). As reliever: 4 (three times), last: August 31, 2020 vs. Chicago (AL)

**Pitches:** 104, May 16, 2015 vs. Tampa Bay

**Longest Winning Streak:** 5 (twice), last: July 26 to September 4, 2021

**Longest Losing Streak:** 4 (three times), last: August 14, 2015 to May 13, 2016

**Longest Scoreless Streak:** 12.1, September 17, 2018 to April 14, 2019



**CATCHER**

**Height/Weight:** 6-2 / 210

**Bats/Throws:** Left / Right

**Birthdate:** December 2, 1997

**Opening Day Age:** 25

**Birthplace/Resides:** Suwanee, Georgia / Suwanee, Georgia

**Major League Service:** None

**Obtained:** Selected in the 4th round of the 2019 First-Year Player Draft

**Contract Status:** First year of a one-year contract through 2023

[Updated Stats](#)

**NON-ROSTER INVITEE**

**CAREER HIGHLIGHTS**

Was the A's fourth round selection in the 2019 First-Year Player Draft and is a .205 hitter with 38 home runs and 137 RBI in 258 games in three professional seasons...has walked 133 times for a .313 on-base percentage...has played 128 games at catcher, 87 at first base and one at third base...has tossed out 41-of-172 (23.8%) attempted base stealers...homered in six straight game from July 12-22, 2022...was part of the A's 60-man player in 2020 but did not play.

**2022 HIGHLIGHTS**

- Spent most of the season at Double-A Midland where he hit .238 with 20 home runs and 65 RBI in 98 games...was moved up to Las Vegas Sept. 19 and went 4-for-24 (.167) in seven games in his Triple-A debut...combined to hit .234 with 21 home runs, 66 RBI and a .782 OPS in 105 games.
- Had career highs in every category as he hit .184 with 17 home runs and 71 RBI in 153 games over his first two seasons.
- Ranked third in the A's farm system in home runs, tied for fourth in RBI and walks (56), tied for fifth in extra base hits (41), sixth in slugging (.444), seventh in total bases (175) and ninth in runs (65)...struck out 153 times, which was second most.
- Hit .236 (71-for-301) with a .774 OPS against right-handed pitchers, .226 (21-for-93) with an .809 OPS against left-handers.
- His average improved to .263 with runners in scoring position...hit 11 of his 21 home runs with runners on base.
- Connected for 15 of his 21 home runs in road ballparks.
- Had a .106 batting average with two strikes.
- Started 51 games at catcher, 42 at first base, 10 at designated hitter and one at third base...made two errors as a catcher (.995 fielding percentage), four as a first baseman (.987) and one at third base.
- Made starts at every spot in the order except second and fourth...had his most starts from the three spot (48).
- **DAY-BY-DAY:** Hit safely in each of his first five games (9-for-19, .474), including April 12 against Corpus Christi when he had a career-high tying three hits...it was his first of five three-hit games in 2022...equaled his career high with three walks in the second game of an April 16 doubleheader against Corpus Christi (also April 23 at Wichita)...went 3-for-26 (.115) but walked seven times over a nine-game stretch from April 19 to May 5...batted .306 in 11 games in April...had a season-high 20-game reaching base streak from May 13 to June 10...batted .239 with a .372 on-base percentage during the streak...went 0-for-4 with a career-high four strikeouts on June 11 against Springfield...it was his first of four four-strikeout games...was on the Covid-19 list from June 21 to July 1...finished June with a .167 average in 13 games...then had his best month in July when he batted .293 with seven home runs, 20 RBI, 13 walks and a 1.004 OPS in 18 games...had a season-best 16-game hitting streak from July 12 to Aug. 5...went 24-for-69 (.348) with 18 runs, three doubles, six home runs and 19 RBI during the streak...began the streak by homering in six consecutive games from July 12 to 22 (six home runs total)...had a grand slam and a career-high six RBI July 16 at Frisco...connected for his first career two-homer game Aug. 13 at Tulsa...batted .151 over his final 22 Double-A games

beginning Aug. 23...was moved up to Las Vegas on Sept. 19 and went 4-for-24 (.167) in seven games with the Aviators...combined with both clubs to bat .188 in September.

## CAREER

**2021**—Made his Double-A debut and batted .166 with eight home runs and 39 RBI in 93 games with Midland...walked 47 times for a .283 on-base percentage...ranked last among Double-A Central qualifiers in batting, on-base percentage, slugging percentage (.275) and OPS (.558)...had the second most strikeouts (139)...was 10th in the A's farm system in walks (47)...hit .168 with seven of his eight home runs and 34 of his 39 RBI against right-handed pitchers compared to .156 against left-handers...had a .558 OPS against righties, .555 against lefties...had a .206 batting average with runners in scoring position...five of his eight home runs came with runners on base...however, was 1-for-13 (.077) with the bases loaded...batted .200 in May but hit under .200 in each of the remaining months (.165 in June, .145 in July, .161 in August, .139 in September)...hit .199 at home, .132 on the road...had a .074 batting average with two strikes...started 56 games at catcher, 24 at first base and 13 at designated hitter...tossed out 24-of-66 (36.4%) attempted base stealers...made just one error at catcher (.998 fielding percentage) and had four at first base (.982)...hit in every spot in the order from fourth through eighth...saw his most action with 32 games in the eight spot, 25 hitting seventh and 20 batting sixth...matched his career high with two doubles on May 13 against San Antonio...hit safely in a season-high six consecutive games from May 28-June 3 (6-for-20, .300)...stole the first base of his career June 5 against Corpus Christi...drew a career-high tying three walks June 10 at San Antonio...had his first career four-strikeout game on June 20 at Amarillo...hit second came 10 days later at Frisco...had a grand slam July 6 at Corpus Christi...committed his only error as a catcher on Aug. 29 at San Antonio, snapping a season-opening 45-game errorless streak behind the plate...homed in his third at bat on Sept. 8 at Corpus Christi but that would be his final hit of the season as he finished the year on an 0-for-21 streak.

**2020**—Was added to the A's 60-man player pool on June 29 but did not play in 2020.

**2019**—Began his professional career with the A's Gold squad in the Arizona Rookie League and went 8-for-20 (.400) with two home runs and seven RBI in five games before he was moved up to Short Season Single-A Vermont on June 24...hit .192 with seven home runs and 25 RBI with the Lake Monsters...tied for eighth in the New York-Penn League in home runs...combined with both clubs to bat .211 with nine home runs and 32 RBI in 60 games...added 30 walks for a .312 on-base percentage...21 of his 46 hits (45.7%) were for extra bases (also had nine doubles and three triples)...his batting average included a mark of .220 with eight of his nine home runs against right-handed pitchers compared to .178 against left-handers...started 21 games at catcher, 20 at first base and 18 at designated hitter...committed three errors as a catcher (.984 fielding percentage) and four as a first baseman (.973)...tossed out 7-of-37 (18.9%) attempted base stealers...hit in every spot in the order from third through seventh and saw his most playing time with 35 games batting fourth...collected his first professional hit in his second game, a third inning home run on June 19 against the Giants-Orange...had career highs in runs (4) and hits (3) on June 20 at Cubs1...was moved up to Vermont on June 24...had his first of three season-best four-game hitting streaks from July 5 to 9 (6-for-15, .400).

## PERSONAL/MISCELLANEOUS

Kyle Joseph McCann was originally signed by A's scout Jemel Spearman...graduated from Lambert High School...played at Georgia Tech where he was a 2019 All-ACC first team selection...hit .276 with 47 home runs and 136 RBI in 164 games in three seasons with the Yellow Jackets...his father, Joe, pitched in the New York Mets farm system from 1989-93.

## LIFETIME PLAYING RECORD

Year	Club	AVG.	G	AB	R	H	2B	3B	HR	RBI	SH	SF	HP	BB	SO	SB	CS	OBP	SLG	E
2019	AZL A's Gold	.400	5	20	10	8	2	2	2	7	0	0	0	5	6	0	0	.520	1.000	0
	Vermont	.192	55	198	23	38	7	1	7	25	0	0	2	25	81	0	0	.289	.343	7
2020		(Minor League Season Canceled – Did Not Play)																		
2021	Midland	.166	93	320	40	53	11	0	8	39	0	2	6	47	139	1	0	.283	.275	5
2022	Midland	.238	98	370	61	88	18	0	20	65	0	1	6	53	144	2	0	.342	.449	6
	Las Vegas	.167	7	24	4	4	2	0	1	1	0	0	1	3	9	0	0	.286	.375	1
<b>Minor League Totals</b>		<b>.205</b>	<b>258</b>	<b>932</b>	<b>138</b>	<b>191</b>	<b>40</b>	<b>3</b>	<b>38</b>	<b>137</b>	<b>0</b>	<b>3</b>	<b>15</b>	<b>133</b>	<b>379</b>	<b>3</b>	<b>0</b>	<b>.313</b>	<b>.377</b>	<b>19</b>

## CAREER TRANSACTIONS

**2019** — Selected by the Oakland Athletics organization in the fourth round of the First-Year Player Draft.

**RIGHT-HANDED PITCHER**

Height/Weight: 6-1 / 175

Birthdate: May 3, 1999

Birthplace/Resides: Nagua, Dominican Republic / La Vega, Dominican Republic

Major League Service: None

Obtained: Acquired from the New York Yankees with Cooper Bowman, JP Sears and Ken Waldichuk for Frankie Montas and Lou Trivino, August 1, 2022

Contract Status: First year of a one-year contract through 2023

Updated Stats

**CAREER HIGHLIGHTS**

Was originally signed by the New York Yankees as a non-drafted free agent out of the Dominican Republic on July 8, 2015 and was dealt to the A's organization at the trading deadline in 2022... is 15-24 with a 4.85 ERA in 93 games, including 91 starts, in six seasons in the minors...has 457 strikeouts in 382.0 innings (10.77 per nine innings) but also has 266 walks (6.27 per nine innings) and 97 wild pitches (2.29 per nine innings)...was tabbed by *Baseball America* as the No. 7 prospect in the Yankees organization following the 2017 and 2019 seasons and the No. 9 prospect following the 2020 and 2021 seasons...named Pitcher of the Year in the Puerto Rican Winter League in 2020.

**2022 HIGHLIGHTS**

- Was one of four players acquired by Oakland from the New York Yankees at the trading deadline and spent the entire season at Double-A...combined to go 5-7 with a 5.24 ERA and .704 opponents OPS in a career-high 24 starts for Somerset in the Yankees organization and Midland in the A's farm system.
- Allowed a .233 opponents batting average but walked 62 batters for a .359 on-base percentage...the 62 walks were sixth most among Double-A pitchers.
- Surrendered just seven home runs and had a .346 opponents slugging percentage.
- Among Double-A pitchers with 90 or more innings pitched, he had the fifth lowest opponents slugging percentage and seventh fewest home runs per nine innings (0.68)...however, he had the highest average of walks per nine innings (6.02), the third lowest strikeout-to-walk ratio (1.73) and the fourth most pitches per inning (18.4).
- Tied for the lead among all minor league pitchers with 24 wild pitches (Graeme Stinson, Montgomery and Bowling Green).
- Went 4-3 with a 3.38 ERA and .579 opponents OPS in 17 starts with Somerset...then compiled a 1-4 record, an 11.76 ERA and 1.053 OPS in seven starts with Midland.
- His opponents batting average broke down to .232 (42-for-181) with a .732 OPS against right-handed hitters compared to .235 (39-for-166) with a .673 OPS against left-handers.
- Had a .233 average with the bases empty, .234 with five of his seven home runs with runners on...opponents were 4-for-10 (.400) with two doubles and two walks with the bases loaded.
- Went 3-1 with a 3.78 ERA in 10 starts on five days rest or fewer, 2-6 with a 6.85 ERA in 13 starts on six days rest or more.
- Was 1-2 with a 2.55 ERA in eight starts at home for Somerset but was 0-3 with a 20.25 ERA in three starts at home for Midland...was 4-2 with a 5.15 ERA in 13 starts on the road.
- Had a .278 opponents batting average against the one through five hitters in the order, a .163 average against the six through nine hitters.
- His teams were 9-3 in his no decisions and had a 14-10 (.583) record in his starting assignments...tossed fewer than five innings in 15 of his 24 starts...walked at least one batter in every start.
- **DAY-BY-DAY:** Began the season at Double-A Somerset in the Yankees organization and tossed fewer than 3.0 innings in each of his first three starts...then tossed 5.0 scoreless innings and allowed just one hit and one walk to defeat Portland 7-1 on April 29...went 1-1 with a 2.31 ERA and .122 opponents batting average in four starts in April but walked eight batters in

11.2 innings...allowed nine runs (seven earned) in his first two starts in May (6.1 innings) but then went 1-0 with a 2.00 ERA, .165 opponents batting average and .505 opponents OPS over a seven-start stretch from May 21 to June 26...struck out a season-high 10 batters in a season-high 6.0 scoreless innings in a 2-0 win at New Hampshire on June 15 (2 h, 1 bb)...it was his eighth career game of 10 or more strikeouts...tossed a season-high 95 pitches in 5.1 innings and had a no decision in a 3-2 loss to Hartford...matched his season-high with 6.0 scoreless innings on June 26 against Hartford...allowed just one hit but had a no decision in a 6-5, 10-inning win...finished June 1-0 with a 2.02 ERA, .151 opponents batting average and .473 OPS in five starts...struck out 34 and walked seven in 26.2 innings...then allowed six runs and a season-high five walks for the loss in his first start of July on the 2nd at Reading...won his final two starts with Somerset on July 14 at Portland and July 27 at Richmond for his only winning streak of the season...was traded to the Oakland A's with JP Sears and minor leaguers Cooper Bowman and Ken Waldichuk for Frankie Montas and Lou Trivino on Aug. 1...reported to Double-A Midland following the deal and allowed a season-high seven runs on four hits and four walks in 2.0 innings for the loss in his RockHounds debut on Aug. 3 at Arkansas...was credited with his lone Midland win on Aug. 9 at Tulsa but then went 0-3 with an 11.85 ERA and 1.157 opponents OPS over his final five starts...allowed five runs on a season-high eight hits, four walks and a season-high three wild pitches in an 8-0 loss to Arkansas on Aug. 30...made 10 starts for Toros del Este in the Dominican Winter League and was 0-1 with a 2.57 ERA...logged just 28.0 innings as he did not pitch more than 3.0 innings in any outing.

## CAREER

**2021**—Combined with High-A Hudson Valley and Double-A Somerset to go 6-4 with a 3.39 ERA in 22 games, including 21 starts...ranked fourth among Yankees farmhands in strikeouts (133) and fifth in ERA...allowed two earned runs or fewer in 16-of-22 appearances...recorded four double-digit strikeout performances: a career-high 1 on Aug. 26 vs. Double-A Akron, 11 on May 20 at High-A Brooklyn, 10 on June 16 vs. Double-A Richmond and 10 in the first game of a Sept. 2 doubleheader at Double-A Bowie...began the season with High-A Hudson Valley, going 2-1 with a 2.76 ERA in seven starts...was named the High-A East League “Pitcher of the Week” for May 3-9 after tossing 9.0 scoreless innings over two starts (2 h, 4 bb, 15 so)...was promoted to Double-A Somerset on June 15 and went 4-3 with a 3.67 ERA in 15 games, 14 starts...following the season, was tabbed by *Baseball America* as the No. 9 prospect in the Yankees organization.

**2020**—Made three spring training relief appearances (all in Florida) and posted a 2.25 ERA...spent the season at the Yankees Alternate Site as part of the 60-man player pool...following the season, was tabbed by *Baseball America* as the No. 9 prospect in the Yankees organization...was named “Pitcher of the Year” in the Puerto Rican Winter League after going 1-0 with a 0.54 ERA and 32 strikeouts in 16.2 innings over four starts for Los Indios de Mayagüez.

**2019**—Combined with Single-A Charleston and Single-A Tampa to go 1-8 with a 5.47 ERA in 22 starts...spent the majority of the season with Charleston, going 1-8 with a 6.00 ERA in 20 starts...made two starts with Tampa, receiving no-decisions in both while allowing five runs, one earned, in 10.2 innings...finished fifth among Yankee minor league pitchers with 127 strikeouts...was named South Atlantic League Pitcher of the Week for Aug. 12-18 after tossing 7.0 scoreless innings on Aug. 13 vs. Columbia (2 h, 1 bb, 10 so)...following the season, was tabbed by *Baseball America* as the Yankees No. 7 prospect and No. 15 prospect in the South Atlantic League...was touted as having the “Best Fastball” among organization farmhands...was added to the Yankees 40-man roster on Nov. 20.

**2018**—Went 1-3 with a 6.25 ERA in 12 starts with Rookie Pulaski...struck out 47 in 36.0 innings for an average of 11.75 strikeouts per nine innings...following the season, was named by *Baseball America* as having the “Best Fastball” and the “Best Curveball” in the Yankees organization.

**2017**—Combined with the DSL Yankees and Rookie Pulaski to go 2-2 with a 5.35 ERA in 10 games, including nine starts...was promoted to Pulaski on July 24...following the season, was ranked the No. 7 prospect in the Yankees organization by *Baseball America*...the publication also tabbed him as having the “Best Curveball” in the Yankees organization.



**2016**—Did not record a decision and posted a 1.93 ERA in three starts in his professional debut with the DSL Yankees.

## PERSONAL/MISCELLANEOUS

Luis Angel Medina.

### LIFETIME PITCHING RECORD

Year	Club	W	L	ERA	G	GS	CG	SHO	SV	IP	H	R	ER	HR	HB	BB	IBB	SO	WP	BK
2016	DSL Yankees1	0	0	1.93	3	3	0	0	0	4.2	2	1	1	0	1	4	0	4	3	0
2017	DSL Yankees1	1	1	5.74	4	3	0	0	0	15.2	17	15	10	0	0	10	0	17	11	2
	Pulaski	1	1	5.09	6	6	0	0	0	23.0	14	14	13	1	2	14	0	22	7	0
2018	Pulaski	1	3	6.25	12	12	0	0	0	36.0	32	35	25	3	2	46	0	47	12	2
2019	Charleston	1	8	6.00	20	20	0	0	0	93.0	86	65	62	9	9	67	0	115	26	1
	Tampa	0	0	0.84	2	2	0	0	0	10.2	7	5	1	0	0	3	0	12	1	0
2020		(Minor League Season Canceled – Did Not Pitch)																		
2021	Hudson Valley	2	1	2.76	7	7	0	0	0	32.2	18	10	10	4	2	19	0	50	7	1
	Somerset	4	3	3.67	15	14	0	0	0	73.2	65	35	30	7	2	41	0	83	6	2
2022	Somerset	4	3	3.38	17	17	0	0	0	72.0	46	32	27	4	7	40	0	81	16	0
	Midland	1	4	11.76	7	7	0	0	0	20.2	35	28	27	3	1	22	0	26	8	1
<b>Minor League Totals</b>		<b>15</b>	<b>24</b>	<b>4.85</b>	<b>93</b>	<b>91</b>	<b>0</b>	<b>0</b>	<b>0</b>	<b>382.0</b>	<b>322</b>	<b>240</b>	<b>206</b>	<b>31</b>	<b>26</b>	<b>266</b>	<b>0</b>	<b>457</b>	<b>97</b>	<b>9</b>

### CAREER TRANSACTIONS

**2015** — Signed by the New York Yankees as a non-drafted free agent, July 8. **2022** — Traded to the Oakland Athletics with pitcher JP Sears, minor league pitcher Ken Waldichuk and minor league infielder Cooper Bowman for pitchers Frankie Montas and Lou Trivino, August 1.

**RIGHT-HANDED PITCHER****Height/Weight:** 6-5 / 220**Birthdate:** August 24, 1998**Birthplace/Resides:** Pittsburgh, Pennsylvania / Bethel Park, Pennsylvania**Major League Service:** None**Obtained:** Selected in the 3rd round of the 2021 First-Year Player Draft.**Contract Status:** First year of a one-year contract through 2023 [Updated Stats](#)**NON-ROSTER INVITEE****CAREER HIGHLIGHTS**

Was the A's third round selection in the 2021 First-Year Player Draft but has pitched in just nine games, including eight starts, in two seasons as he missed most of the 2022 season with a rotator cuff injury...is 0-3 with a 3.15 ERA and .176 opponents batting in his two seasons...has struck out 34 in 20.0 innings (15.30 per nine innings)...pitched for Mesa in the Arizona Fall League in 2022.

**2022 HIGHLIGHTS**

- Was limited to just six starts as he spent most of the season on the injured list with a strained right rotator cuff...combined to go 0-2 with a 3.86 ERA and .170 opponents batting average with the A's affiliate in the Arizona Complex League, High-A Lansing and Triple-A Las Vegas.
- Struck out 25 batters in 14.0 innings (16.07 per nine innings) and walked just three (1.93 per nine innings) for a strikeout-to-walk ratio of 8.33.
- His opponents batting average broke down to .167 (3-for-18) against left-handed hitters and .172 (5-for-29) against right-handers.
- Opponents were 2-for-7 (.286) with runners in scoring position and 2-for-33 (.061) with two strikes.
- Tossed 3.0 innings twice and 2.0 innings in his other four starts.
- **DAY-BY-DAY:** Began the season on the injured list with a strained right rotator cuff...made one start on a rehab assignment with the A's affiliate in the Arizona Complex League on Aug. 23 against the Cubs (2.0 ip, 5 so) before he was reinstated from the IL on Aug. 25 and assigned to Lansing...went 0-1 with a 3.86 ERA in three starts for the Lugnuts...tossed a career-high 3.0 scoreless and hitless innings and struck out a career-high seven on Sept. 10 against Dayton...was moved up the Las Vegas on Sept. 15 and matched his career high with 3.0 scoreless innings on Sept. 17 against Tacoma (2 h, 1 bb, 3 so)...allowed a career-high three runs on a career-high three hits in 2.0 innings on Sept. 24 against Reno and took the loss...was 0-1 with a 5.40 ERA in his two starts with the Aviators...pitched for Mesa in the Arizona Fall League following the season and was 1-1 with a 3.24 ERA and .158 opponents batting average in six starts...tied for second in the AFL in games started, ranked sixth in opponents batting average and 10th in strikeouts (20).

**CAREER**

**2021**—Made his professional debut with the A's affiliate in the Arizona Complex League and was 0-1 with a 1.50 ERA and .190 opponents batting average in three games, including two starts...struck out nine batters in 6.0 innings and walked three...righties were 2-for-15 (.133) against him, left-handed hitters were 2-for-6 (.333) with all three of his walks...opponents were 0-for-11 with runners in scoring position...made his debut with a start on Sept. 9 against the Rockies (2.0 ip, 2 h, 2 bb, 3 so).

**PERSONAL/MISCELLANEOUS**

Mason James Miller...played collegiately at Waynesburg University in Pennsylvania before transferring to Gardner-Webb University in North Carolina...went 18-12 with a 3.92 ERA and 306 strikeouts in 239.0 innings over five seasons.

## LIFETIME PITCHING RECORD

Year	Club	W	L	ERA	G	GS	CG	SHO	SV	IP	H	R	ER	HR	HB	BB	IBB	SO	WP	BK
2021	ACL A's	0	1	1.50	3	2	0	0	0	6.0	4	1	1	0	0	3	0	9	1	0
2022	ACL A's	0	0	0.00	1	1	0	0	0	2.0	0	0	0	0	0	0	0	5	0	0
	Lansing	0	1	3.86	3	3	0	0	0	7.0	3	3	3	1	0	2	0	13	0	0
	Las Vegas	0	1	5.40	2	2	0	0	0	5.0	5	3	3	2	0	1	0	7	0	0
<b>Minor League Totals</b>		<b>0</b>	<b>3</b>	<b>3.15</b>	<b>9</b>	<b>8</b>	<b>0</b>	<b>0</b>	<b>0</b>	<b>20.0</b>	<b>12</b>	<b>7</b>	<b>7</b>	<b>3</b>	<b>0</b>	<b>6</b>	<b>0</b>	<b>34</b>	<b>1</b>	<b>0</b>

## CAREER TRANSACTIONS

**2021** — Selected by the Oakland Athletics organization in the 3rd round of the First-Year Player Draft.

**LEFT-HANDED PITCHER**

Height/Weight: 5-10 / 190

Bats/Throws: Left / Left

Birthdate: January 3, 1992

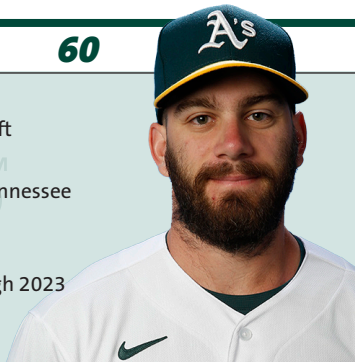
Opening Day Age: 31

Birthplace/Resides: Lakeland, Tennessee / Memphis, Tennessee

Major League Service: 1 year, 75 days

Obtained: Acquired from Arizona for cash, July 2, 2021

Contract Status: First year of a one-year contract through 2023

[@Sammoll31](#)[sammoll31](#)[Updated Stats](#)**CAREER HIGHLIGHTS**

Is 2-1 with a 3.88 ERA in 72 relief appearances in three seasons in the majors, all with the A's (2017, 21-22)...pitched for three other organizations in between his two stays with Oakland and is 13-16 with nine saves and a 3.45 ERA in 240 appearances, including six starts, in eight seasons in the minors...all six starts came in professional debut at Tri-City in 2013...was originally drafted by Colorado in the third round of the 2013 First-Year Player Draft out of the University of Memphis...was traded to the Oakland organization in 2017 and made his Major League debut with the A's that year...was claimed off waivers three times following the 2017 season...spent 2018 in the Toronto farm system, was a Rule 5 Triple-A Phase selection of San Francisco prior to 2019, signed with Arizona as a minor league free agent following the 2020 season and was traded back to Oakland midway through the 2021 season.

**2022 HIGHLIGHTS**

- Spent the entire season in the majors with the exception of two stints on the injured list and was 2-1 with a 2.91 ERA and .646 opponents OPS in a career-high 53 relief appearances...had a 6.35 ERA and .885 OPS in 19 appearances in two years in the majors entering the season.
- Allowed a .205 opponents batting average but walked 22 batters for a .310 on-base percentage...now has a career .235 opponents average but a .335 on-base percentage.
- Struck out 46 batters in 43.1 innings, an average of 9.55 per nine innings.
- Had a 1.60 ERA and .525 opponents OPS over his first 40 games through Aug. 3...then posted a 7.45 ERA and .994 OPS over his final 13 contests.
- Allowed 14-of-42 (33.3%) inherited runners to score...the 42 inherited runners tied for fourth most in the American League.
- First batters faced were 11-for-51 (.216) with a pair of walks (.245 on-base percentage).
- Allowed a .250 opponents batting average, which broke down to .169 (13-for-77) against left-handed hitters compared to .238 (20-for-84) against right-handers...issued 18 of his 22 walks to righties for a .750 OPS (.518 vs. lefties).
- Opponents hit .268 with runners in scoring position...yielded four of his five home runs with runners on base.
- Compiled a 1.56 ERA in 25 games at home, a 4.43 ERA in 27 road outings...now has a 2.05 ERA in 35 career appearances in the Coliseum compared to a 5.70 ERA in 37 games at all other ballparks.
- Had a 4.50 ERA and .798 opponents OPS in 21 appearances on one day of rest or fewer, a 2.05 ERA and .560 OPS in 31 outings on two days rest or more.
- Logged a 3.92 ERA and yielded four of his five home runs in 25 games against AL West competition, a 1.99 ERA in 28 appearances against all other teams.
- Opponents hit .116 with two strikes...were 0-for-11 on an 0-2 count.
- The opponents one hitter in the order was 1-for-12 (.083) against him.
- Tossed fewer than one inning in 27 of his 53 appearances.
- **DAY-BY-DAY:** Was on the A's Opening Day roster and began the season with a 10.1-inning scoreless streak through May 14...it was the longest scoreless streak of his career at the time...first batters faced were 0-for-12 over his first 12 games...did not allow a run in eight games and 6.0 innings in April and opponents were 2-for-19 (.105)...however, issued five walks...then compiled a 1.59 ERA and .146 opponents batting average in May and struck out 17 batters in

11.1 innings...was credited with his first Major League win May 20 at Los Angeles (AL) when he tossed a scoreless inning of relief and struck out a career-high tying three batters in the A's 4-2 victory...also won and fanned a career-high tying three on May 24 at Seattle, giving him a 2-0 record, a 0.61 ERA and .122 opponents batting average over his first 17 games... allowed just 1-of-6 inherited runners to score and first batters faced were 1-for-16 with a walk...then had an 11-game stretch from May 26 to June 26 where he had two blown saves, a 6.14 ERA and .333 opponents average...allowed 8-of-13 (61.5%) inherited runners to score and first batters faced were 6-for-10 with a walk...struck out a career-high tying three June 15 at Boston...had a two-day stay on the Covid-19 list on June 21 and 22...faced four batters without recording an out on June 25 at Kansas City...allowed a home run and walked a career-high tying three...then had a career-high 12.1 inning scoreless streak from June 26 to Aug. 3... had a 14-game, 13.1-inning streak without a walk from June 26 to Aug. 4 and first batters faced were 0-for-14 over that span...logged a career-high 2.0 scoreless innings July 8 against Houston...did not allow a run in 11 games in July (11.0 ip)...opponents were 4-for-36 (.111) with no walks...compiled a 7.45 ERA and .994 OPS over his final 13 games beginning Aug. 4... allowed a career-high four runs and a career-high tying three hits and took the loss in a 7-5 decision at Houston on Aug. 12...matched his career high with three strikeouts on Sept. 1 at Washington...was placed on the injured list Sept. 16 with a strained left shoulder and missed the remainder of the season.

## CAREER

**2021**—Began the season at Triple-A Reno in the Arizona Diamondbacks farm system but had three stints with the A's following a July 2 trade...compiled a 3.48 ERA in eight appearances with Oakland...held the opposition to a .216 batting average but walked five batters in 10.1 innings for a .341 on-base percentage...right-handed hitters batted .136 with a .481 OPS compared to .333 with an .867 OPS by left-handers...allowed a .125 average with runners in scoring position...first batters faced went 1-for-8 (.125) and he stranded both of his inherited runners...tossed 7.2 scoreless innings over his first six outings but then yielded four runs over his final two appearances (2.2 ip)...did not allow a run in four games at home (5.0 ip) and four games during the day (4.2 ip)...had no decisions, a 5.82 ERA and .226 opponents batting average in 21 relief appearances with Reno and was 1-1 with two saves, a 2.63 ERA and .240 opponents average in 12 games with Triple-A Las Vegas...combined for a 4.58 ERA, .231 opponents average and .735 OPS in 33 games overall as a minor leaguer...walked 20 batters in 35.1 innings (5.09 walks per nine innings) for a .340 opponents on-base percentage...struck out 47 (11.97 per nine innings)...his opponents batting average broke down to .114 with a .401 OPS against left-handed hitters compared to .359 with a 1.093 OPS against right-handers...surrendered four of his five home runs to righties... allowed 2-of-11 (18.2%) inherited runners to score...first batters faced were 8-for-28 (286) with three walks and a hit by pitch...had a 1.59 ERA in 11 games on one day of rest, a 5.79 ERA in his other appearances...yielded a .444 average to the opponents three hitter, a .429 average to the nine hitter and a .357 average to the four hitter...all other spots in the order hit .188 or lower... began the season at Reno and did not allow a hit in seven of his first 10 appearances...opponents were 6-for-38 (.158) over that span but he walked six and hit a batter for a .289 on-base percentage...did not allow an earned run in eight of his first 10 games for a 2.61 ERA...issued a minor league career-high tying three walks in 0.2 innings on June 12 against Las Vegas...struck out a season-high four batters June 19 against Albuquerque...finished the month of June with a 7.82 ERA in 12 appearances...was traded to the A's organization on July 2 for cash considerations and was selected by Oakland the next day...did not pitch until July 17, 2021 against Cleveland (1.0 ip, 1 bb)...it was his first appearance in the majors since Sept. 30, 2017 against Texas, also while pitching for the A's...had not allowed a run in three games (2.2 ip, 1 h, 3 bb, 2 so) when he was optioned to Las Vegas July 27...did not allow a run in his first seven games following his return to Triple-A (7.0 ip, 5 h, 3 bb, 7 so)...recorded his only saves of the season in back-to-back outings on Aug. 1 and 3 against Tacoma...was recalled by the A's on Sept. 3, tossed a career-high 2.0 scoreless innings on Sept. 5 at Toronto and was optioned back to Las Vegas following the game...made two more appearances with the Aviators, including Sept. 10 against Reno when he matched his minor league season-high with four strikeouts, before he was recalled by the A's for his third stint on Sept. 18...pitched in consecutive games on Sept. 20 and 21 against Seattle and did not allow a run in 3.0 innings...matched his career high with 2.0 scoreless innings and struck out a career-

high three in the latter contest...was placed on the paternity list on Sept. 23...was reinstated on Sept. 26 and allowed two runs in each of his final two appearances.

**2020**—Was on the roster for Double-A Richmond in the San Francisco Giants organization but did not pitch following the cancellation of the minor league season.

**2019**—Was selected by San Francisco in the Triple-A Phase of the Rule 5 Draft and combined for a 2-2 record, two saves and a 2.39 ERA in 41 relief appearances with Triple-A Sacramento and Double-A Richmond...surrendered just one home run in 49.0 innings...struck out 54 batters (9.92 per nine innings) but also walked 23 (4.22 per nine innings)...compiled a 0.92 ERA and .209 opponents batting average over his first 15 games through June 8, had a 6.94 ERA and .283 opponents average over a 13-game stretch from June 9 to July 19 and finished with a 1.02 ERA and .246 opponents average over his final 13 contests...allowed a .242 opponents batting average, which broke down to .193 against right-handed hitters compared to .284 against left-handers...first batters faced were 7-for-33 (.212) with six walks and a hit by pitch (.350 on-base percentage...allowed 3-of-13 (23.1%) inherited runners to score...tossed at least one inning in 33 of his 41 appearances, including 18 appearances longer than 1.0 inning.

**2018**—Was claimed off waivers three times following the 2017 season and ended up pitching for Triple-A Buffalo in the Toronto organization...was claimed by Pittsburgh on Nov. 27, 2017, Seattle on Nov. 30 and Toronto on March 17, 2018...was designated for assignment March 29 and outrighted to Buffalo two days later...went 1-3 with a save and a 5.30 ERA in 15 relief appearances for the Bisons before going on the disabled list May 30 with a left elbow impingement...missed the remainder of the season...allowed a .293 opponents batting average, which broke down to .235 against left-handed hitters compared to .333 against right-handers.

**2017**—Began the season at Triple-A Albuquerque in the Colorado organization but finished it by making his Major League debut with the A's in September...compiled a 10.80 ERA and .406 opponents batting average in 11 relief appearances with Oakland...tossed less than one inning in eight of his 11 outings...allowed 1-of-5 (20.0%) inherited runners to score...went 3-2 with a 4.18 ERA in 44 relief appearances with Albuquerque...was traded to the A's for a player to be named later or cash Aug. 16 and was assigned to Triple-A Nashville...did not allow a run in six games with the Sounds (7.0 ip) and combined for a 3.64 ERA and .280 opponents batting average in 50 minor league games overall...surrendered just four home runs in 54.1 innings (0.66 per nine innings)...his opponents batting average included a mark of .272 against right-handed hitters and .299 against left-handers.

**2016**—Attended his first Major League Spring Training, made his Triple-A debut and had his contract selected to the 40-man roster...was assigned to Triple-A Albuquerque out of Spring Training and made his Triple-A debut April 7 at Tacoma (2.1 ip, 1 so)...was placed on the 7-day disabled list June 10 with left elbow inflammation and made two scoreless, hitless rehab appearances with Rookie Level Grand Junction...attended his first Major League Spring Training and went 1-0 with a 2.45 ERA, two walks and three strikeouts across five Cactus League relief appearances.

**2015**—Split time between High-A Modesto and Double-A New Britain, going 0-1 with a 2.63 ERA...limited left-handers to a .175 batting average against and right-handers to a .221 average in 25 appearances with Modesto...in 13 appearances with New Britain, lefties hit .222 while right-handers batted .094...struck out a career-high seven batters in three innings May 5 vs. Bakersfield.

**2014**—Dealt with arm troubles early in the season but made nine relief appearances for Short-Season Tri-City to finish the season...went 0-1 with a 4.15 ERA in those appearances...four of his nine appearances were two or more innings...was not scored upon in any of those four outings.

**2013**—Pitched in 10 games, six as the starting pitcher, for Short-Season Tri-City...went 2-1 with a 2.28 ERA in his six starts...went 1-0 as a reliever and did not allow a run in any of his four relief appearances...limited right-handed batters to a .128 batting average.



## PERSONAL/MISCELLANEOUS

Samuel John Moll...is married, Carolina, and has a child, Malcolm...pitched collegiately at the University of Memphis where he finished his career 17-9 with a 2.86 ERA and 213 strikeouts, the seventh-most in program history...was a 2013 First-Team All-Conference USA selection...attended Saint Benedict of Auburndale in Lakeland, Tenn., for high school...was named to All-Region and All-Region Tournament teams as a junior in 2009, after leading the program to a state runner-up finish.

### LIFETIME PITCHING RECORD

Year	Club	W	L	ERA	G	GS	CG	SHO	SV	IP	H	R	ER	HR	HB	BB	IBB	SO	WP	BK
2013	Tri-City	3	1	1.80	10	6	0	0	0	30.0	20	9	6	0	0	10	0	29	5	0
2014	Tri-City	0	1	4.15	9	0	0	0	0	13.0	17	6	6	1	1	4	0	7	0	1
2015	Modesto	0	1	3.02	25	0	0	0	2	53.2	40	20	18	7	2	12	0	57	3	0
	New Britain	0	0	1.23	13	0	0	0	0	14.2	7	2	2	0	0	4	0	17	0	0
2016	Grand Junction	0	0	0.00	2	0	0	0	0	2.0	0	0	0	0	0	0	0	5	0	0
	Albuquerque	3	5	4.94	42	0	0	0	2	47.1	55	30	26	5	1	19	1	39	3	1
2017	Albuquerque	3	2	4.18	44	0	0	0	0	47.1	56	27	22	4	2	18	0	39	4	0
	Nashville	0	0	0.00	6	0	0	0	0	7.0	5	0	0	0	1	1	0	8	0	0
	OAKLAND	0	0	10.80	11	0	0	0	0	6.2	13	8	8	2	0	3	0	7	0	0
2018	Buffalo	1	3	5.30	15	0	0	0	1	18.2	24	15	11	1	1	5	0	19	2	0
2019	Richmond	1	2	2.58	35	0	0	0	2	38.1	32	18	11	0	3	20	3	42	3	0
	Sacramento	1	0	1.69	6	0	0	0	0	10.2	11	3	2	1	1	3	0	12	0	0
2020	Richmond	(Minor League Season Canceled — Did Not Pitch)																		
2021	Reno	0	0	5.82	21	0	0	0	0	21.2	19	17	14	3	2	15	0	30	0	0
	OAKLAND	0	0	3.48	8	0	0	0	0	10.1	8	4	4	1	2	5	0	8	0	0
	Las Vegas	1	1	2.63	12	0	0	0	2	13.2	12	4	4	2	0	5	0	17	0	0
2022	OAKLAND	2	1	2.91	53	0	0	0	0	43.1	33	16	14	5	3	22	6	46	2	0
<b>Major League Totals</b>		<b>2</b>	<b>1</b>	<b>3.88</b>	<b>72</b>	<b>0</b>	<b>0</b>	<b>0</b>	<b>0</b>	<b>60.1</b>	<b>54</b>	<b>28</b>	<b>26</b>	<b>8</b>	<b>5</b>	<b>30</b>	<b>6</b>	<b>61</b>	<b>2</b>	<b>0</b>
<b>Minor League Totals</b>		<b>13</b>	<b>16</b>	<b>3.45</b>	<b>240</b>	<b>6</b>	<b>0</b>	<b>0</b>	<b>9</b>	<b>318.0</b>	<b>298</b>	<b>151</b>	<b>122</b>	<b>24</b>	<b>14</b>	<b>116</b>	<b>4</b>	<b>321</b>	<b>20</b>	<b>2</b>

### CAREER TRANSACTIONS

**2013** — Selected by the Colorado Rockies in the 3rd round of the First-Year Player Draft. **2017** — Traded to the Oakland Athletics for a player to be named later or cash, August 16. Claimed off waivers by the Pittsburgh Pirates, November 27. Claimed off waivers by the Seattle Mariners, November 30. **2018** — Claimed off waivers by the Toronto Blue Jays, March 17. Selected by the San Francisco Giants in the Triple-A Phase of the Rule 5 Draft, December 13. **2019** — Elected free agency, November 4; re-signed by San Francisco to a minor league contract, December 18. **2020** — Elected free agency, November 1; signed by the Arizona Diamondbacks to a minor league contract, November 10. **2021** — Traded to the Oakland Athletics for cash considerations, July 2. On the paternity list, September 23 to 25. **2022** — On the Covid-19 list, June 21 to 22. On the injured list, September 16 to October 5.

### MOLL'S CAREER BESTS

**Low Hit Complete Game:** None

**Innings Pitched:** 2.0 (three times), last: July 8, 2022 vs. Houston


**Strikeouts:** 3 (four times), last: September 1, 2022 at Washington

**Pitches:** 31 (twice), last: September 21, 2021 vs. Seattle

**Longest Winning Streak:** 2, May 20 to 24, 2022

**Longest Losing Streak:** 1, August 12, 2022

**Longest Scoreless Streak:** 12.1, June 26 to August 3, 2022



**LEFT-HANDED PITCHER**

**Height/Weight:** 6-7 / 250

**Bats/Throws:** Right / Left

**Birthdate:** October 7, 1997

**Opening Day Age:** 25

**Birthplace/Resides:** Dallas, Texas / Dallas, Texas

**Major League Service:** 46 days

**Obtained:** Acquired from Atlanta in a three-team, nine-player trade, December 12, 2022

**Contract Status:** First year of a one-year contract through 2023

 [Updated Stats](#)

**CAREER HIGHLIGHTS**

Was selected in the second round of the 2016 draft by Atlanta and made his Major League debut with the Braves in 2021...is 3-5 with a 5.14 ERA in 12 games, including 11 starts, over two seasons...compiled a 31-22 record and a 3.18 ERA in 108 games, including 107 starts, in six seasons in the Atlanta farm system...struck out 588 batters in 541.0 innings, an average of 9.78 per nine innings...was named to the International League Postseason All-Star team in 2022...was rated as the Braves No. 6 prospect by MiLB.com following the 2020 season, No. 5 after 2021 and No. 1 after 2022...was listed as the A's No. 5 by MiLB.com following the trade...was rated as the Braves No. 1 prospect by *Baseball America* following the 2022 season and the A's No. 2 prospect by the magazine following the trade...pitched for Peoria in the Arizona Fall League in 2018 and was named to the AFL Rising Stars Game.

**2022 HIGHLIGHTS**

- Spent most of the season with Triple-A Gwinnett where he was named to the International League Postseason All-Star team after going 6-8 with a 3.41 ERA and .694 OPS in 23 starts... also went 1-1 with an 8.03 ERA and .782 opponents OPS in three starts over three stints with Atlanta.
- Allowed a .260 opponents batting average with the Braves...right-handed hitters batted .295 (13-for-44) and left-handers were 0-for-6 with three walks.
- Opponents hit .143 with runners in scoring position and he has allowed a .159 average with RISP in his career.
- With Gwinnett, he struck out a career-high 159 batters in 134.2 innings, an average of 10.63 per nine innings...walked just 40 (2.67 per nine innings) for a strikeout-to-walk ratio of 3.98.
- Led the International League in strikeouts, ranked third in ERA and seventh in innings pitched and opponents batting average (.240).
- Ranked second in the Braves farm system in strikeouts, fourth in innings pitched, tied for eighth in games started and tied for ninth in wins.
- Had minor league career highs in runs (53), earned runs (51) and home runs allowed (14).
- His opponents batting average broke down to .197 (36-for-183) with a .618 opponents OPS against left-handed hitters compared to .266 (83-for-312) with a .739 OPS against right-handers.
- Was 5-2 with a 2.75 ERA in 11 starts at home, 1-6 with a 4.09 ERA in 12 starts on the road.
- Yielded 16 of his 53 runs in the first inning for a 6.26 ERA...compiled a 2.82 ERA from the second inning on.
- Allowed a .142 batting average with two strikes.
- Held the opponents three hitter in the order to a .197 batting average and no home runs while the cleanup hitter batted .226 with one home run.
- Was rated as the Braves No. 1 prospect according to MLB.com and *Baseball America* following the season...was listed as the A's No. 2 prospect by *Baseball America* and No. 5 by MiLB.com following the trade.
- **DAY-BY-DAY:** Walked a season-high four batters April 23 at Jacksonville (also Aug. 31 vs. Jacksonville)...was 1-1 with a 3.66 ERA in four starts when he was recalled by Atlanta on May 1... started that day at Texas and took the loss in a 7-3 decision (2.2 ip, 4 h, 7 r, 7 er, 6 bb, 3 so)... was sent back to Gwinnett the following day...struck out a career-high tying 12 batters in 6.0

innings on May 14 at Durham (also July 9, 2018 at Daytona Beach)...pitched a season-high 7.0 innings on June 2 against Louisville, his first of five outings of exactly seven innings...picked up the win that day and June 14 against Indianapolis for his only winning streak of the season...posted a 0.90 ERA over that three-start stretch...struck out Charles LeBlanc in the fourth inning on June 8 at Jacksonville for his 500th career minor league strikeout...had his second of two games with 10 or more strikeouts when he fanned 11 on June 14 against Indianapolis...tossed a season-high 105 pitches June 25 at Nashville...was named International League Pitcher of the Month for June after going 2-1 with a 1.87 ERA and .171 opponents batting average in five starts...struck out 43 and walked just six in 33.2 innings...had a seven-inning complete game in the first game of a July 8 doubleheader against Charlotte...allowed two runs on six hits and no walks while fanning eight in a 3-2 win...made the 100th start of his minor league career July 14 against Durham and had a no decision in a 5-3 loss (6.0 ip, 7 h, 2 r, 2 er, 7 so)...yielded a season-high five runs in 4.2 innings on Aug. 6 at Charlotte...was recalled by Atlanta a second time on Aug. 13 and started and won that day at Miami in a 5-2 Braves win (5.0 ip, 3 h, 2 r, 2 er, 1 bb, 5 so)...was sent back to Gwinnett following the game...logged 6.2 scoreless innings on Aug. 25 at Lehigh Valley, his only scoreless outing of the season...ended up with a no decision in a 2-0 win...surrendered a season-high eight hits in back-to-back outings on Sept. 15 against Durham and Sept. 21 at Memphis...matched his season high with five runs in the latter contest...was recalled by Atlanta for his third stint on Sept. 27 and had a no decision in an 8-2 win at Washington that day (4.2 ip, 6 h, 2 r, 2 er, 1 bb, 4 so)...it would be his final outing of 2022 as he was optioned back to Gwinnett following the game.

## CAREER

**2021**—Made his Major League debut and pitched in nine games, including eight starts, going 2-4 with a 4.17 ERA...was ranked by MLB.com as Atlanta's No. 5 prospect...became the first player in Braves franchise history with five starts of no more than one run allowed through his first seven games...went 2-3 with a 2.43 ERA over that span...10 pitchers had four such starts, with Mike Soroka being the last to do so...made his ML debut June 16, pitching 1.0 inning of relief vs. Boston...allowed four hits and two runs with one strikeout...fanned opposing pitcher Garrett Richards for his first strikeout...made his first major league start, June 21 at the Mets, pitching against Jacob deGrom at Citi Field in the first game of a doubleheader...originally allowed one hit and one run over 4.0 innings to take the loss, walking two and striking out three...the hit was later overruled, giving him 4.0 no-hit innings...started at Cincinnati June 27 and allowed one hit and two walks over 5.0 shutout innings, striking out nine...became just the 10th pitcher since 1920 to pitch at least 5.0 scoreless innings, allow no more than one hit and strike out at least nine within his first three career games...Milwaukee's Freddy Peralta was the last to do so, fanning 13 over 5.1 scoreless on May 13, 2018, allowing just one single.

**2020**—Received a non-roster invitation to Atlanta's Spring Training...made two relief appearances, allowing six runs, all earned, in 1.0 inning...walked three and struck out three...spent the rest of the season at the club's alternate training site in Gwinnett...was added to the 40-man roster on Nov. 19...ended the season ranked by MLB.com as the Braves' No. 6 prospect.

**2019**—Spent the season at Double-A Mississippi, going 7-6 with a 3.14 ERA in 22 games, all starts...fanned 120, walked 68 and threw two complete games...named to the Southern League

## OAKLAND A'S OPENING DAY TRIVIA

### Youngest Opening Day Starters

Claudell Washington, LF (1975)	20 yrs, 220 days
Rickey Henderson, LF (1980)	21 yrs, 106 days
Eric Chavez, 3B (1999)	21 yrs, 119 days
Claudell Washington, RF (1976)	21 yrs, 221 days
Vida Blue, P (1971)	21 yrs, 251 days
Jose Canseco, LF (1986)	21 yrs, 280 days
Reggie Jackson, RF (1968)	21 yrs, 327 days
Ben Grieve, RF (1998)	21 yrs, 332 days

### Oldest Opening Day Starters

Reggie Jackson, DH (1987)	40 yrs, 324 days
Tom Candiotti, P (1998)	40 yrs, 213 days
Joe Morgan, 2B (1984)	40 yrs, 196 days
Tony Phillips, 2B (1999)	39 yrs, 344 days
Randy Velarde, 2B (2002)	39 yrs, 128 days
Rickey Henderson, LF (1998)	39 yrs, 97 days
Don Baylor, DH (1988)	38 yrs, 281 days
Mike Piazza, DH (2007)	38 yrs, 209 days
Dave Stewart, P (1995)	38 yrs, 66 days

All-Star Game...did not appear for the South team in a 7-3 loss...his 120 strikeouts were eighth most in the SL...was named SL Pitcher of the Week May 26...his season ended after he suffered a right calf strain on Aug. 2...threw three pitches before leaving the game...did not return to the active roster for the remainder of the season...did not allow an earned run over his final 17.2 innings.

**2018**—Made 25 starts between Single-A Rome, High-A Florida and Double-A Mississippi and went 11-3 with a 3.03 ERA...led the Atlanta system with 11 wins and ranked second in innings pitched (139.2), eighth in starter's ERA (3.03) and eighth in strikeouts (129)...earned three Pitcher of the Month awards from the organization, including April at Rome, June at Florida and August at Mississippi...pitched with Peoria in the Arizona Fall League and was named to the AFL Rising Stars Game.

**2017**—Played his first full professional season with Rookie-Advanced Danville, going 1-1 with a 4.15 ERA and 49 strikeouts over 11 games, all starts...entered the season tabbed by MLB.com as Atlanta's No. 13 prospect, while *Baseball America* named him No. 17.

**2016**—In his first pro season, earned Gulf Coast League Braves Pitcher of the Year honors.

## PERSONAL/MISCELLANEOUS

Kyle Douglas Muller was originally signed by Nate Dion...attended Jesuit College Prep in Dallas...was the 2016 Gatorade Player of the Year after pitching to a perfect 8-0 record with a 0.46 ERA and 133 strikeouts in 76.0 innings.

### LIFETIME PITCHING RECORD

Year	Club	W	L	ERA	G	GS	CG	SHO	SV	IP	H	R	ER	HR	HB	BB	IBB	SO	WP	BK
2016	GCL Braves	1	0	0.65	10	9	0	0	0	27.2	14	3	2	0	0	12	0	38	1	0
2017	Danville	1	1	4.15	11	11	0	0	0	47.2	43	24	22	5	1	18	0	49	5	1
2018	Rome	3	0	2.40	6	6	0	0	0	30.0	24	10	8	3	2	8	0	23	1	0
	Florida	4	2	3.24	14	14	0	0	0	80.2	80	30	29	2	1	32	0	79	5	0
	Mississippi	4	1	3.10	5	5	1	1	0	29.0	22	10	10	3	2	6	0	27	1	0
2019	Mississippi	7	6	3.14	22	22	2	0	0	111.2	81	42	39	5	7	68	0	120	16	0
2020		(Minor League Season Canceled — Did not pitch)																		
2021	Gwinnett	5	4	3.39	17	17	0	0	0	79.2	66	37	30	9	1	42	0	93	15	0
	ATLANTA	2	4	4.17	9	8	0	0	0	36.2	26	17	17	2	2	20	1	37	9	0
2022	Gwinnett	6	8	3.41	23	23	1	0	0	134.2	119	53	51	14	6	40	0	159	5	2
	ATLANTA	1	1	8.03	3	3	0	0	0	12.1	13	11	11	2	0	8	0	12	2	0
<b>Major League Totals</b>		<b>3</b>	<b>5</b>	<b>5.14</b>	<b>12</b>	<b>11</b>	<b>0</b>	<b>0</b>	<b>0</b>	<b>49.0</b>	<b>39</b>	<b>28</b>	<b>28</b>	<b>4</b>	<b>2</b>	<b>28</b>	<b>1</b>	<b>49</b>	<b>11</b>	<b>0</b>
<b>Minor League Totals</b>		<b>31</b>	<b>22</b>	<b>3.18</b>	<b>108</b>	<b>107</b>	<b>4</b>	<b>1</b>	<b>0</b>	<b>541.0</b>	<b>449</b>	<b>209</b>	<b>191</b>	<b>41</b>	<b>20</b>	<b>226</b>	<b>0</b>	<b>588</b>	<b>49</b>	<b>3</b>

### CAREER TRANSACTIONS

**2016** — Selected by the Atlanta Braves organization in the 2nd round of the First-Year Player Draft. **2022** — Traded to the Oakland Athletics as part of a three-team, nine-player deal in which Atlanta also traded pitcher Freddy Tarnok, catcher Manny Piña and minor league pitcher Royber Salinas to the Oakland, Milwaukee traded outfielder Esteury Ruiz to Oakland, Oakland traded catcher Sean Murphy to Atlanta and pitcher Joel Payamps to Milwaukee and Atlanta sent catcher William Contreras and minor league pitcher Justin Yeager to Milwaukee, December 12.

### MULLER'S CAREER BESTS

**Low Hit Complete Game:** None  
**Innings Pitched:** 5.2, July 3, 2021 vs. Miami  
**Strikeouts:** 9, June 27, 2021 at Cincinnati  
**Pitches:** 102, July 3, 2021 vs. Miami  
**Longest Winning Streak:** 1 (three times), last: August 13, 2022 to present  
**Longest Losing Streak:** 2 (twice), last: August 12, 2021 to May 1, 2022  
**Longest Scoreless Streak:** 10.0, June 21 to July 3, 2021

**INFIELDER****Height/Weight:** 6-1 / 180**Bats/Throws:** Right / Right**Birthdate:** August 25, 2002**Opening Day Age:** 20M**Birthplace/Resides:** Camarillo, California / Camarillo, California**Major League Service:** None**Obtained:** Selected in the 1st round (25th selection overall) of the 2021 First-Year Player Draft**Contract Status:** First year of a one-year contract through 2023[Updated Stats](#)**NON-ROSTER INVITEE****CAREER HIGHLIGHTS**

Was the A's first round pick and the 25th selection overall in the 2021 First-Year Player Draft...is a .223 hitter with 19 home runs and 74 RBI in 134 games in two professional seasons...has 72 walks for a .328 on-base percentage...has played in 123 games at shortstop and two at second base...was rated as the A's second-best prospect by MiLB.com following the 2021 season and eight-best after 2022...was listed as the A's sixth-best prospect by *Baseball America* after 2022...was named an A's Organizational All-Star by MiLB.com in 2022.

**2022 HIGHLIGHTS**

- Spent most of his first full professional season at Single-A Stockton before he was promoted to High-A Lansing in mid-July...combined to hit .229 with 19 home runs, 70 RBI and a .757 OPS in 123 games.
- Added 69 walks and was hit by a pitch nine times for a .336 on-base percentage.
- Was successful in 19-of-25 (76.0%) stolen bases attempts.
- Ranked second in the A's farm system in walks and games played, third in doubles (28), RBI, extra base hits (50) and total bases (199), fourth in runs (69), tied for fourth in home runs, tied for fifth in stolen bases, sixth in hits (108), 10th in slugging (.422) and tied for 10th in hit by pitches.
- Led the A's farm system and tied for fifth among all Single-A batters in strikeouts (169).
- His batting average broke down to .231 (86-for-373) with a .725 OPS against right-handed pitchers compared to .222 (22-for-99) with an .878 OPS against left-handers...slugged .525 against lefties, .394 against righties.
- His average improved slightly to .242 with runners in scoring position.
- Hit .243 at night, .151 during the day.
- Slugged 16 of his home runs with Stockton, which tied for seventh in the California League...seven of his 19 home runs put his team ahead...seven came in the first inning.
- Started 112 games at shortstop, eight at designated hitter and two at second base.
- Led all minor league shortstops with 32 errors and had a .928 fielding percentage...also ranked eighth in total chances (443) and putouts (148).
- Started games at each of first four spots in the batting order, including 47 hitting second, 32 from the three spot, 31 batting leadoff and 12 hitting cleanup.
- Was rated as the A's sixth-best prospect by *Baseball America* following the season and the eight-best by MiLB.com...was named an A's Organizational All-Star by MiLB.com.
- **DAY-BY-DAY:** Hit his first professional home run in an Opening Day start at shortstop at Fresno on April 8, a sixth inning solo shot off Zak Baayoun...homed again the next day...went 13-for-38 (.342) with four doubles, three home runs, 13 RBI and a 1.131 OPS over his first 10 games through April 19...hit his first career grand slam April 15 against Modesto...scored a career-high three runs and stole a career-high two bases April 19 at Inland Empire...also scored three runs on May 18 vs. Modesto and July 7 at Modesto, and stole two bases again on Aug. 25 at Wisconsin...then went 1-for-28 over his next eight games from April 20-28...was 0-for-4 with four strikeouts May 6 against San Jose, his first of three four-strikeout games (also June 1 at San Jose and Aug. 24 at Wisconsin)...had his first of two seven-game hitting streaks from May 13 to 20...went 9-for-27 (.333) with 10 runs, three home runs and 11 RBI

during the streak...drove in a career-high five runs on May 18 against Modesto...had a 5-for-36 (.139) stretch over a nine-game span from May 21 to June 1...broke out of that slump by going 4-for-4 with a pair of solo home runs on June 2 at San Jose...it was his first career four-hit game and first career two-homer game...it began a season-high 18-game reaching base streak through June 25, during which he batted .313 with a .477 on-base percentage...scored a run in eight consecutive games from June 5 to 17 (nine runs total)...hit .196 over his final 18 games with Stockton beginning June 26...was batting .230 with 16 home runs, 51 RBI and a .799 OPS in 81 games overall with the Ports when he was moved up to Lansing on July 18...hit .226 with three home runs, 19 RBI and a .680 OPS in 42 games with the Lugnuts...went 7-for-21 with six extra base hits and five RBI over his first five games but then had a 6-for-42 (.143) stretch from July 28 to Aug. 9...drew a career-high three walks Aug. 3 against West Michigan...finished the season by hitting safely in each of his final seven games beginning Sept. 3 (8-for-27, .296).

## CAREER

**2021**—Began his professional career with the A's affiliate in the Arizona Complex League and went 4-for-31 (.129) with no extra base hits and no RBI in 11 games...all 11 of his games were starts at shortstop...committed one error for a .963 fielding percentage...was rated as the A's second-best prospect by MiLB.com following the season...went 0-for-3 in his debut on Aug. 9 at the Giants-Black...singled and drove in two runs the next day at the Diamondbacks for his first hit and RBI...stole his first base Aug. 24 at the Reds.

## PERSONAL/MISCELLANEOUS

Maxwell Price Muncy was originally signed by A's scout Dillon Tung...graduated from Thousand Oaks High School...hit .459 with 11 home runs and 49 RBI in 28 games as a senior to help Thousand Oaks to a 29-1 record and the Southern Section Division 2 championship...was named the Los Angeles Times and Los Angeles Daily News Baseball Player of the Year and was CIF Southern Section Division 2 Player of the Year in 2021.

### LIFETIME PLAYING RECORD

Year	Club	AVG.	G	AB	R	H	2B	3B	HR	RBI	SH	SF	HP	BB	SO	SB	CS	OBP	SLG	E
2021	ACL A's	.129	11	31	3	4	0	0	0	4	0	0	0	3	12	1	0	.206	.129	1
2022	Stockton	.230	81	304	50	70	16	1	16	51	1	2	7	51	109	6	5	.352	.447	25
	Lansing	.226	42	168	19	38	12	2	3	19	0	2	2	18	60	13	1	.305	.375	7
<b>Minor League Totals</b>		<b>.223</b>	<b>134</b>	<b>503</b>	<b>72</b>	<b>112</b>	<b>28</b>	<b>3</b>	<b>19</b>	<b>74</b>	<b>1</b>	<b>4</b>	<b>9</b>	<b>72</b>	<b>181</b>	<b>20</b>	<b>6</b>	<b>.328</b>	<b>.404</b>	<b>33</b>

### CAREER TRANSACTIONS

**2021** — Selected by the Oakland Athletics organization in the 1st round (25th selection overall) of the First-Year Player Draft.



**INFIELDER****Height/Weight:** 6-3 / 235**Bats/Throws:** Left / Left**Birthdate:** March 30, 1996**Opening Day Age:** 27**Birthplace/Resides:** Waukegan, Illinois / Waukegan, Illinois**Major League Service:** None**Obtained:** Selected in the Rule 5 draft, December 7, 2022**Contract Status:** First year of a one-year contract through 2023
[@ryannoda14](#)
[Updated Stats](#)
**CAREER HIGHLIGHTS**

Was originally drafted by the Blue Jays in the 11th round in 2017, was traded to the Dodgers prior to the start of Spring Training in 2021 and was selected by the A's in the Rule 5 draft following the 2022 season...is a .264 career hitter with 94 home runs and 361 RBI in 555 games over five professional seasons...also had 408 walks and 50 hit by pitches to fuel a .407 on-base percentage...has played in 309 games at first base, 119 in left field, 66 in right field in five in center field... was named to the Florida State League Postseason All-Star Team in 2019...earned Appalachian Player of the Year honors in 2017 when he was also named to the AL Postseason All-Star Team, an MiLB.com Organizational All-Star and a *Baseball America* Rookie All-Star...also earned MiLB Organizational All-Star honors in 2022.

**2022 HIGHLIGHTS**

- Spent the entire season at Oklahoma City and hit .259 with 25 home runs, 90 RBI, 20 stolen bases and an .869 OPS in 135 games in his Triple-A debut.
- Led the Pacific Coast League in walks (92) and strikeouts (162), tied for the lead in games played, ranked third in on-base percentage (.395), fourth in RBI and hit by pitches (15), seventh in OPS, tied for seventh in home runs and at bats (464), ninth in runs scored (86) and 10th in total bases (220).
- Was one of five players in the PCL with at least 20 home runs and 20 stolen bases...it was his third season with 20 or more home runs and he reached double figures in steals for the third time.
- Had career highs in runs (86), hits (120), RBI, stolen bases, hit by pitches (15), games, at bats (464) and strikeouts (162).
- Ranked second in the Dodgers farm system in walks and fifth in RBI and stolen bases and was named an Organizational All-Star by MiLB.com.
- Hit .263 (91-for-346) with an .872 OPS against right-handed pitchers, .246 (29-for-118) with an .861 OPS against left-handers.
- Batted .293 with 15 of his 25 home runs with runners on base, .227 with the bases empty... was 3-for-9 (.333) with a home run and 12 RBI with the bases loaded.
- Went 22-for-35 (.629) with five home runs and 15 RBI when putting a 1-0 pitch in play.
- Started 104 games at first base, 16 in left field, 10 at designated hitter and five in right field... led PCL first baseman in games, total chances (802), putouts (760), assists (37) and double plays (75) and tied for second in most errors (5)...had a .994 fielding percentage as a first baseman...also made one error as a left fielder.
- Batted .306 as the DH.
- Hit in every spot in the order except first, eighth and ninth...batted fifth 49 times and sixth 41 times.
- DAY-BY-DAY:** Went 1-for-7 over his first two games but then had a season-best 10-game hitting streak from April 7 to 19...went 17-for-37 (.459) with 11 runs, three doubles, four home runs, 12 RBI, seven walks and six multiple hit games during the streak...had his fifth career two-homer game April 10 against Albuquerque...also homered twice on June 24 vs. Round Rock and July 6 against Las Vegas...went 8-for-57 (.140) over a 17-game stretch from April 20 to May 10...had one home run over that span and it was a grand slam in the second game of a May 5 doubleheader against Albuquerque...batted .319 with nine walks (.439 on-base per-

centage) over a 14-game span from May 12 to 31...capped that stretch with his second career four-hit game May 31 at Round Rock (also April 18, 2019 vs. Lakeland)...hit .295 with 11 home runs and 34 RBI over a 38-game stretch from June 24 to Aug. 10...went 3-for-4 with a triple, two home runs and a career-high seven RBI July 6 against Las Vegas...his double on July 27 against Sugar Land was his 100th as a minor leaguer...went 0-for-5 with a season-high four strikeouts Aug. 2 at Sugar Land...reached base safely in 17 consecutive games from Aug. 9 to 27...went 16-for-52 (.308) during the streak but had 18 walks and was hit by a pitch five times for a .520 on-base percentage...had his first of three two-steal games Aug. 14 against Round Rock (also Aug. 19 at Sugar Land and Sept. 14 at Albuquerque)...was hit by a pitch in three consecutive games from Aug. 19-20 at Sugar Land...homed four times over a five-game stretch from Sept. 15-20...then went 4-for-22 (.182) with eight walks and three hit by pitches (.429 on-base percentage) over his final eight games.

## CAREER

**2021**—Was invited to Spring Training with the Blue Jays as a non-roster invitee to start the year before getting traded to the Dodgers on Feb. 25...spent 113 games with Double-A Tulsa, slashing .250/.383/.521 with a .904 OPS...hit 15 doubles, a career-high 29 home runs and 78 RBI...played in 47 games at first base, 44 in left field and two in right field...committed six errors for a .977 fielding percentage...hit .213 against left-handed pitchers and .262 against right-handers...batted .237 against starting pitchers, .263 against relievers...had an eight game hitting streak from Sept. 10-18, going 15-for-34 with three home runs and 11 RBI...went 3-for-10 (.300) with the bases loaded and hit .262 with runners in scoring position...totaled five RBI in two different games, both against Northwest Arkansas on July 25 and Aug. 17, going 5-for-8 with three runs and two homers during the contests...notched two multi-homer games, occurring on May 18 vs. Wichita and May 26 at Arkansas, just eight days apart...totaled five or more bases in 17 of his games, tallying eight on both May 18 vs. Wichita and May 26 at Arkansas.

**2020**—Did not play as the minor league season was canceled due to the pandemic.

**2019**—Spent the year with Advanced-A Dunedin, averaging .238 over 117 contests with 27 doubles, 74 RBI, and 14 stolen bases, matching his 2018 total in snagged bags...totaled a .372 on-base percentage and .418 slugging percentage, with his at-home slashline standing at .257/.394/.480...committed just five errors all season long in 469 total chances, playing games at first base (49), left field (30) and right field (23)...earned a spot on the Florida State League Post-Season All-Star team...April was his offensively best month, averaging .293 with 13 runs and six doubles...hit .278 against relievers...tallied 19 multi-hit games...had five RBI on May 15 vs. Jupiter, hitting a grand slam...stole two bases in games on April 4 vs. Clearwater (season opener) and Aug. 9 at Bradenton.

**2018**—Played the entire season with Lancaster, appearing in 124 games and batting .256/.421/.484 with a .905 OPS...continued his success at the plate, scoring 78 runs and tallying 24 doubles, four triples, 20 home runs, and 80 RBI...averaged .300 in bases loaded situations...was versatile in the field, appearing at first base for 60 games and playing every outfield position: left field (28 games), center field (4) and right field (26)...earned two Midwest League Player of the Week distinctions, both occurring in June...earned a .257 average during home games and a .254 average in away games...racked up 16 home runs and 61 RBI during night games compared to four home runs and 19 RBI during day games...had his most productive offensive month in June, batting .350/.419/.763 with a 1.182 OPS for nine home runs and 27 RBI...had three hits in seven separate contests, totaling four doubles, four home runs, and 15 RBI...was 1-for-7 (.143) with a RBI in two postseason games.

**2017**—Made his professional debut with Rookie-Level Bluefield Blue Jays...slashed .364/.507/.575 with a 1.082 OPS in 66 games, totaling 18 doubles, three triples, seven home runs, and 39 RBI...struck out 60 times and walked 59...played multiple positions throughout the year: first base (49), left field (1), center field (1), and right field (10)...committed just five errors on 455 total chances...hit well in both home and away contests, averaging .358 with 19 RBI at home and .370 and 20 RBI in away games...racked up the accolades in 2017, including being named Appalachian League Player of the Week on July 9, Appalachian League Player of the Month in July, Appalachian

League Player of the Year, Appalachian League Postseason All-Star, *Baseball America* Rookie All-Star and MiLB.com Organization All-Star...had his best month in July, posting a .444/.580/.689 slashline with nine doubles and 15 RBI...was even keeled against both lefties and righties, posting a .310/.508/.429 slashline and .378/.507/.610 slashline respectively...was 2-for-3 with nine RBI for a .667 average with the bases loaded...was also productive with runners in scoring position, averaging .345 across 41 games...went 0-for-11 in three postseason games.

## PERSONAL/MISCELLANEOUS

Ryan Anthony Noda...went to high school at Grant Community in his hometown of Fox Lake, IL... named All-Conference, All-Area and All-State in 2014...attended the University of Cincinnati and kept an .800 OPS while recording 22 home runs and 96 RBI in 167 games...missed only one game over three seasons.

### LIFETIME PLAYING RECORD

Year	Club	AVG.	G	AB	R	H	2B	3B	HR	RBI	SH	SF	HP	BB	SO	SB	CS	OBP	SLG	E
2017	Blufield	.364	66	214	62	78	18	3	7	39	0	0	3	59	60	7	4	.507	.575	5
2018	Lansing	.256	124	403	78	103	24	4	20	80	0	5	10	109	135	14	4	.421	.484	7
2019	Dunedin	.238	117	378	62	90	27	1	13	74	1	6	10	74	138	14	2	.372	.418	5
2020	(Minor League Season Canceled — Did Not Play)																			
2021	Tulsa	.250	113	384	73	96	15	1	29	78	0	5	12	74	127	3	1	.383	.521	6
2022	Oklahoma City	.259	135	464	86	120	23	1	25	90	0	3	15	92	162	20	4	.395	.474	6
Minor League Totals		.264	555	1843	361	487	107	10	94	361	1	19	50	408	622	58	15	.407	.486	29

### CAREER TRANSACTIONS

**2017** — Signed by the Toronto Blue Jays in the 15th round of the First-Year Player Draft. **2021** — Traded to the Los Angeles Dodgers as a player to be named later in a August 31, 2020 trade in which the Dodgers traded pitcher Ross Stripling to Toronto for two players to be named later (also minor league pitcher Kendall Williams on September 2, 2020), February 25. **2022** — Selected by the Oakland Athletics in the Rule 5 draft, December 7.

**RIGHT-HANDED PITCHER****Height/Weight:** 6-4 / 208**Bats/Throws:** Right / Right**Birthdate:** October 17, 1994**Opening Day Age:** 28**Birthplace/Resides:** Conroe, Texas / Houston, Texas**Major League Service:** 128 days**Obtained:** Acquired from the New York Mets with J.T. Ginn for Chris Bassitt, March 12, 2022**Contract Status:** First year of a one-year contract through 2023
[@adamoller](#)
[adamoller](#)
[Updated Stats](#)
**CAREER HIGHLIGHTS**

Made his Major League debut with the A's in 2022, going 2-8 with a 6.30 ERA in 19 games, including 14 starts...is 27-20 with four saves and a 4.02 ERA in 106 games, including 63 starts, in six seasons in the minors in the Pittsburgh, San Francisco, New York (NL) and Oakland farm systems...has 427 strikeouts in 412.0 innings (9.33 strikeouts per nine innings)...has walked just 132 for a strikeout-to-walk ratio of 3.23...was originally a 20th-round pick of Pittsburgh in 2016 but was released by the Pirates following the 2018 season...nearly retired from the game before signing with Windy City of the independent Frontier League in 2019...signed a minor league contract with San Francisco on May 30, 2019, was selected by New York (NL) in the 2019 minor league Rule 5 draft and was named the Mets Organizational Pitcher of the Year in 2021...was dealt to the A's as part of the Chris Bassitt deal on March 12, 2022.

**2022 HIGHLIGHTS**

- Was one of two players acquired from the New York Mets for Chris Bassitt during the spring and made his Major League debut with the A's...was on the Opening Day roster and went 2-8 with a 6.30 ERA and .916 opponents OPS in 19 games, 14 starts, over four stints with Oakland.
- Allowed a .280 opponents batting average and walked 39 batters in 74.1 innings (4.72 per nine innings) for a .366 on-base percentage...yielded 17 home runs for a .549 slugging percentage.
- Based on a minimum of 70 innings pitched, he had the second highest ERA, OPS and slugging percentage in the majors and the sixth highest on-base percentage.
- His OPS was second highest in Oakland history using the 70 innings minimum (Jim Todd, .936 in 1979)...also had the second highest slugging percentage (Gil Heredia, .554 in 2001) and ninth highest ERA...his average of 2.06 home runs per nine innings was third highest.
- Tied for eighth among American League rookies in games started and ranked 10th in innings pitched...tied for third in most losses and tied for fourth in most home runs.
- Went 0-3 with a 12.27 ERA and 1.192 OPS in four starts over first two stints (Opening Day-April 30 and May 14)...pitched exclusively in relief during his third stint from June 9-29 and logged a 3.24 ERA and .713 OPS in five relief appearances...was recalled for his fourth stint on July 17 and went 2-5 with a 5.08 ERA and .859 OPS over his final 10 games, all starts.
- Was 2-8 with a 6.68 ERA and .940 OPS in 14 starts overall...allowed all 17 of his home runs as a starter...did not allow a home run in 8.1 innings of relief.
- Did not inherit any runners in relief and first batters faced were 0-for-3 with two walks.
- His opponents batting average broke down to .262 (32-for-122) with an .899 OPS against left-handed hitters and .292 (50-for-171) with a .927 OPS against right-handers.
- Yielded a .286 average with the bases empty, .273 with runners on.
- Allowed 20 of his 55 runs in the second inning for a 14.59 ERA and 1.329 opponents OPS...led the AL and tied for fifth in the majors in most runs in the second inning.
- Went 0-4 in seven day games, 2-4 in 12 night games.
- The A's were 4-10 (.286) in his starting assignments...tossed five innings or fewer in 10 of his 14 starts.
- Spent the balance of the season with Triple-A Las Vegas where he went 3-0 with a 3.69 ERA and .649 opponents OPS in seven starts.

- Did not allow a home run in 31.2 innings...struck out 32 batters (9.09 per nine innings) but walked 17 (4.83 per nine innings).
- Allowed eight of his 17 runs and 10 of his 29 hits in his one start at home for the Aviators... was 3-0 with a 1.95 ERA and .567 opponents OPS in six starts on the road.
- Had a .242 opponents batting average, which broke down to .229 (11-for-48) with a .610 OPS against right-handed hitters compared to .250 (18-for-72) with a .675 OPS against left-handers.
- Allowed a .203 average with the bases empty, .279 with runners on.
- Opponents hit .160 the first time through the order but he walked 13 for a .333 on-base percentage...had a .300 opponents batting average and four walks (.347 on-base percentage) after that.
- Yielded six of his 17 runs in the fifth inning (14.73 ERA)...compiled a 2.33 ERA over innings 1-4.
- The Aviators were 6-1 (.857) in his starting assignments...allowed one earned run or fewer in five of his seven starts.
- **DAY-BY-DAY:** Was on the A's Opening Day roster and had a no decision in his Major League debut April 12 at Tampa Bay, a 9-8 A's loss in 10 innings...became the 54th pitcher in Oakland history to start in his ML debut...tossed 1.1 innings, which was the shortest outing by an A's starting pitcher in his debut since Glenn Cox logged 1.1 innings for the Kansas City A's on Sept. 20, 1955...struck out Josh Lowe in the first inning for his first career strikeout...took the loss in his second and third starts on April 17 at Toronto and April 22 against Texas...was 0-2 with an 11.17 ERA in three starts when he was optioned to Las Vegas on May 1...went 1-0 with a 2.25 ERA in two starts with the Aviators before he was recalled by Oakland as the 27th man for the May 14 doubleheader against Los Angeles (AL)...started and lost in a 9-1 decision in the night game, allowing a career-high eight runs in 5.0 innings...was sent back to Las Vegas following the game and went 2-0 with a 4.80 ERA in three starts before he was recalled for his third stay with Oakland on June 9...pitched exclusively in relief, logging a 3.24 ERA in five games...made his first relief appearance on June 12 at Cleveland, allowing a run on four hits in 2.0 innings...tossed 2.0 innings in three of his five relief appearances...worked in two of three games at New York (AL) on June 27 (1.1 ip, 2 r, 1 er, 3 bb) and 29 (1.0 ip, 1 bb, 1 so) and was optioned to Las Vegas on June 30...made two final starts with Las Vegas, allowing three runs in 8.2 innings in two no decisions, before returning to Oakland on July 17...spent the remainder of the season with the A's, going 2-5 with a 5.08 ERA over his final 10 starts...picked up his first Major League win in a 7-5 victory over Houston on July 25 in Oakland, allowing four runs on four hits and two walks in 5.0 innings...had gone 0-3 with an 8.56 ERA over the first 10 games of his career...lost each of his next two starts, striking out a career-high six in a 4-1 loss at Chicago (AL) on July 31, and allowing a career-high eight hits in a 7-3 loss to San Francisco on August 6...earned his second and final win of the season on Aug. 17 at Texas and then went 0-3 with a 5.40 ERA over his final four starts...had career highs in walks (5) and pitches (111) in a 3-0 loss to Miami on Aug. 22...tossed a career-high 8.0 scoreless innings and allowed just two hits and a walk on Aug. 27 against New York (AL) but had a no decision in the A's 3-2 win in 11 innings...that extended his scoreless streak to a career-high 11.0 innings...yielded a career-high tying eight hits, including a career-high four home runs, in his next start on Sept. 3 at Baltimore...was placed on the injured list Sept. 6 retroactive to Sept. 4 with right rib costochondritis...did not have a rehab assignment before he was reinstated on Sept. 30...made one final start on Oct. 1 at Seattle and allowed three runs in one inning and took the loss.

## CAREER

**2021**—Was named the New York Mets Organizational Pitcher of the Year and an MiLB.com organizational All-Star after combining for a 9-4 record, a 3.45 ERA and .213 opponents batting average in 23 starts with Double-A Binghamton and Triple-A Syracuse...it was the first time he pitched above Single-A...struck out a career-high 138 batters in 120.0 innings, an average of 10.35 per nine innings...led the Mets farm system in strikeouts...95 of the strikeouts came with Binghamton, which ranked sixth in the Double-A Northeast...also had career highs in wins, starts, innings pitched (120.0) and walks (47) and matched his high in hit batters (8)...led the Mets farm system in starts and innings pitched (120.0) and tied for the lead in wins...was 4-3 with a 5.12 ERA, .260 opponents batting average and .740 OPS over his first 12 starts through July 15...then went 5-1 with a 1.89 ERA, .161 opponents average and .514 OPS over his final 11 starts beginning July 23...

his opponents batting average included a mark of .201 with a .630 OPS against left-handed hitters compared to .223 with a .632 OPS against right-handers...surrendered six of his nine home runs to righties...seven of his eight hit batters came against lefties...opponents hit .190 with six home runs with the bases empty, .242 with three home runs with runners on...they were 1-for-10 (.100) with seven strikeouts with the bases loaded...was a combined 3-2 with a 2.91 ERA and .191 opponents batting average in 11 starts in his home ballparks, 6-2 with a 3.92 ERA and .230 opponent average in 12 starts on the road...held the seven, eight and nine hitters in the order to a combined .152 batting average...yielded a .141 batting average with two strikes...his teams were 1-9 in his 10 no decisions and had a 10-13 (.435) record in his starting assignments...did not allow a run six times and allowed two runs or fewer in 13 of his 23 starts...allowed four hits or fewer 13 times...went 0-2 with a 5.18 ERA in five starts in May...picked up his first win of the season June 4 at New Hampshire (5.0 ip, 5 h, 2 r, 2 er, 3 bb, 4 so)...had a seven-game winning streak from June 30 to Sept. 4...compiled a 1.39 ERA and .180 opponents batting average during the streak...logged 4.2 scoreless and hitless innings against Erie on July 23 to begin a seven-start stretch where he went 4-0 with a 0.44 ERA and .132 opponents batting average...did not allow a run in five of those starts...had three consecutive starts with 10 or more strikeouts from July 30 to Aug. 14 (35 so in 20.0 ip)...had 10 strikeouts in 6.1 innings on July 30 at Hartford and 12 in 7.0 scoreless innings against Portland on Aug. 5...was promoted to Syracuse on Aug. 9 and fanned a minor league career-high 13 in 6.2 scoreless innings in his first Triple-A start at Worcester on Aug. 14...was 5-3 with a 4.03 ERA in 15 starts with Binghamton at the time of his promotion...finished the season by going 4-1 with a 2.45 ERA in eight starts with Syracuse...had the second lowest opponents batting average (.179) and slugging percentage (.278) in the Triple-A East from Aug. 8 through the end of the season, the third lowest ERA and the fourth lowest OPS (.568)...allowed just one run in four starts in August and was 3-0 with a 0.38 ERA and .139 opponents batting average...struck out 34 batters in 24.0 innings.

**2020**—Did not pitch following the cancellation of the minor league season due to the pandemic...played for Sydney in the Australian Baseball League following the season and was 1-2 with a 10.24 ERA in three starts.

**2019**—Signed with Windy City of the independent Frontier League and went 2-1 with a 0.67 ERA in four starts...struck out 45 and walked just two in 27.0 innings...signed a minor league contract with San Francisco on May 30 and spent the entire season at Single-A Augusta...went 5-6 with a 4.02 ERA and .284 opponents batting average in 17 starts...struck out 93 and walked 26 in 87.1 innings and yielded just five home runs...was 4-4 with a 3.05 ERA and .230 opponents batting average in 11 starts at home, 1-2 with a 6.39 ERA and .394 opponents average in six starts on the road...went 4-1 with a 1.52 ERA over a five-start stretch from June 24 to July 16...logged a season-high 7.0 scoreless innings in a 5-0 win over Greenville (4 h, 1 bb, so)...struck out a season-high 10 batters in 6.2 innings in his penultimate start of the season on Aug. 25 against Lexington...made one postseason appearance for the Green Jackets and took the loss (2.1 ip, 2 h, 1 r, 1 bb, 5 so).

**2018**—Combined for a 3-5 record, one save and a 6.29 ERA in a career-high 29 games, including five starts, for Single-A West Virginia and Single-A Bradenton in his final season in the Pittsburgh organization.

**2017**—Spent the entire season with West Virginia and was 5-3 with a save and 1.59 ERA in 17 games, including two starts...was named to the New York-Penn League Midseason All-Star team...earned NYPL Pitcher of the Week honors for the week of Aug. 28-Sept. 4 after going 1-0 in two games, one start, without allowing a run (7.2 ip, 2 h, 1 bb, 13 so).

**2016**—Made his professional debut with Rookie Bristol and was 2-2 with two saves and a 4.45 ERA in 13 games, including nine starts.

## PERSONAL/MISCELLANEOUS

Adam Samuel Oller was originally signed by Pittsburgh scout Phil Huttman...graduated from Concordia Lutheran (TX) High School before attending Northwestern State (LA) University, where he was named the 2016 Southland Conference Pitcher of the Year as a junior...initially was a reliever in college...was drafted after posting a 1.23 ERA as a starter during his junior season...spent the



summer of 2015 with the Falmouth Commodores of the Cape Cod Baseball League and pitched for Sydney in the Australian Baseball League following the 2020 season.

### LIFETIME PITCHING RECORD

Year	Club	W	L	ERA	G	GS	CG	SHO	SV	IP	H	R	ER	HR	HB	BB	IBB	SO	WP	BK
2016	Bristol	2	2	4.45	13	9	0	0	2	54.2	63	28	27	7	5	9	0	46	8	2
2017	West Virginia	5	3	1.59	17	2	0	0	1	45.1	30	10	8	1	3	9	0	50	3	0
2018	West Virginia	1	1	4.40	5	0	0	0	1	14.1	10	8	7	1	1	3	0	15	3	0
	Bradenton	2	4	6.75	24	5	0	0	0	58.2	70	48	44	14	7	21	0	53	6	0
2019	Windy City (Ind.)	2	1	0.67	4	4	0	0	0	27.0	15	3	2	1	1	2	0	45	0	0
	Augusta	5	6	4.02	17	17	0	0	0	87.1	94	49	39	5	6	26	0	93	10	1
2020	Binghamton	(Minor League Season Canceled — Did Not Pitch)																		
2021	Binghamton	5	3	4.03	15	15	0	0	0	76.0	66	39	34	8	2	29	0	95	2	0
	Syracuse	4	1	2.45	8	8	0	0	0	44.0	27	12	12	1	6	18	0	43	2	0
2022	OAKLAND	2	8	6.30	19	14	0	0	0	74.1	82	55	52	17	2	39	0	46	4	0
	Las Vegas	3	0	3.69	7	7	0	0	0	31.2	29	17	13	0	1	17	0	32	1	0
<b>Major League Totals</b>		<b>2</b>	<b>8</b>	<b>6.30</b>	<b>19</b>	<b>14</b>	<b>0</b>	<b>0</b>	<b>0</b>	<b>74.1</b>	<b>82</b>	<b>55</b>	<b>52</b>	<b>17</b>	<b>2</b>	<b>39</b>	<b>0</b>	<b>46</b>	<b>4</b>	<b>0</b>
<b>Minor League Totals</b>		<b>27</b>	<b>20</b>	<b>4.02</b>	<b>106</b>	<b>63</b>	<b>0</b>	<b>0</b>	<b>4</b>	<b>412.0</b>	<b>389</b>	<b>211</b>	<b>184</b>	<b>37</b>	<b>31</b>	<b>132</b>	<b>0</b>	<b>427</b>	<b>35</b>	<b>3</b>

### CAREER TRANSACTIONS

**2016** — Selected by the Pittsburgh Pirates in the 20th round of the First-Year Player Draft. **2018** — Released, November 6. **2019** — Signed with Windy City of the independent Frontier League. Signed by the San Francisco Giants to a minor league contract, May 30. Selected by the New York Mets in the Triple-A Phase of the Rule 5 draft, December 12. **2022** — Traded to the Oakland Athletics with minor league pitcher J.T. Ginn for pitcher Chris Bassitt, March 12. On the injured list, September 4 to 29.

### OLLER'S CAREER BESTS

**Low Hit Complete Game:** None

**Innings Pitched:** 8.0, August 27, 2022 vs. New York (AL). As reliever: 2.0 (three times), last: June 21, 2022 vs. Seattle


**Strikeouts:** 6, July 31, 2022 at Chicago (AL). As reliever: 1 (four times), last: June 29, 2022 at New York (AL)

**Pitches:** 111, August 22, 2022 vs. Miami

**Longest Winning Streak:** 1 (twice), last: August 17, 2022

**Longest Losing Streak:** 3 (twice), last: August 22, 2022 to present

**Longest Scoreless Streak:** 11.0, August 22 to 27, 2022

**OUTFIELDER****Height/Weight:** 6-2 / 215**Bats/Throws:** Right / Right**Birthdate:** November 19, 1998**Opening Day Age:** 24**Birthplace/Resides:** Santo Domingo Centro, Dominican Republic / Santo Domingo, Dominican Republic**Major League Service:** 1 year, 31 days**Obtained:** Acquired from the Atlanta Braves with Ryan Cusick, Joey Estes and Shea Langeliers for Matt Olson, March 14, 2022**Contract Status:** First year of a one-year contract through 2023 [Updated Stats](#)**CAREER HIGHLIGHTS**

Hit .166 in 91 games in his first season with the A's after batting .119 in 24 games in two years with the Braves...is a .156 career hitter with four home runs and 22 RBI in 115 games overall... was originally signed by Atlanta out of the Dominican Republic on July 3, 2015 and was one of four players acquired by Oakland in the Matt Olson deal on March 14, 2022...appeared in the postseason in each of his two seasons with the Braves...has a .278 average, 36 home runs and 235 RBI in 558 games as a minor leaguer...also has 31 triples and 68 stolen bases...has appeared in 488 games in center field, 36 in right field and 23 in left field...was named to the Southern League Postseason All-Star Team and the All-Star Futures Game in 2019...played in the Arizona Fall League in 2018 and was named to the All-Prospect team...was rated as Atlanta's third-best prospect by *Baseball America* following the 2021 season, first-best following 2020, eighth-best following 2019 and ninth-best following 2018.

**2022 HIGHLIGHTS**

- Was on the A's Opening Day roster and was batting .159 with a .427 OPS in 68 games when he was optioned to Triple-A Las Vegas on June 30...returned to Oakland on Aug. 28 and hit .200 with a .614 OPS over his final 23 games...combined to bat .166 with three home runs, 18 RBI and a .459 OPS in 91 games overall.
- Had the lowest on-base percentage (.218), slugging percentage (.241) and OPS in the majors among players with at least 250 plate appearances and the third lowest batting average... using the same minimum, he had the lowest batting average in Athletics history, the second lowest OPS, third lowest on-base percentage and seventh lowest slugging percentage.
- Hit .220 (18-for-82) with a .598 OPS against left-handed pitchers, .138 (22-for-159) with a .386 OPS against right-handers.
- Batted .114 with the bases empty, .229 with two of his three home runs with runners on base...hit .222 with runners in scoring position and was 2-for-3 (.667) with a double with the bases loaded...his career splits are .105 with the bases empty, .221 with three of his four home runs with runners on.
- Hit all three of his home runs in day games.
- Had a .222 average in interleague play, .159 against the AL...now has a .225 career interleague average compared to .146 in intraleague games.
- Went 6-for-115 (.052) with two strikes...was 0-for-28 with 20 strikeouts on an 0-2 count...is a .052 career hitter with two strikes and is 0-for-39 on an 0-2 count.
- Made 70 starts, all in center field...committed one error in 90 games overall in the outfield for a .995 fielding percentage...had one assist.
- Was 0-for-2 with a walk as a pinch hitter.
- Made 46 starts batting ninth, 21 hitting eighth and three from the seven spot.
- Hit .248 with four home runs, 20 RBI and a .687 OPS in 41 games with Las Vegas.
- The batting average was his lowest as a minor leaguer as was his .298 on-base percentage.
- Batted .326 (16-for-46) with an .853 OPS against left-handed pitchers, .216 (24-for-111) with all four of his home runs against right-handers.
- Hit three of his four home runs at home.
- Had a .288 batting average and .789 OPS over innings 1-6, a .152 average and .439 OPS from the seventh inning on.

- Started 38 games in center field and one each in left field and right field...had one error in 51 games overall in the outfield (.987 fielding percentage)...had two assists.
- Hit in every spot in the order except clean-up and saw his most action with 10 games batting eighth.
- **DAY-BY-DAY:** Was on his second consecutive Opening Day roster and went 7-for-23 (.304) over his first seven games with the A's...that included a career-high two hits on April 10 at Philadelphia and April 14 at Tampa Bay...had a career-best four-game hitting streak from April 10-14 (6-for-17, .353)...had a season-high two RBI April 16 at Toronto, his first of four two-RBI games...homed in that game and on April 21 against Baltimore, giving him two home runs and six RBI over his first 14 games...would hit just one home run and drive in 12 runs over his final 77 contests...drilled his first career triple April 27 at San Francisco...was batting .215 through April 29 but then went 1-for-27 over his next eight games and 4-for-55 (.073) over a 19-game stretch from April 30 to May 21...committed his only error of the season May 2 against Tampa Bay...finished the year with a 69-game errorless streak in the outfield...went 0-for-3 with a career-high three strikeouts May 7 at Minnesota (also June 11 at Cleveland and June 23 vs. Seattle)...had his first career two-walk game May 14 vs. Los Angeles-AL (also Sept. 1 at Washington)...hit safely in a career-high tying four straight games from May 22-25 (4-for-14, .286)...batted .146 in 27 games in May and then hit .120 in 20 games in June...stole the first base of his career June 3 against Boston...was hitting .159 with two home runs and 13 RBI in 68 games when he was optioned to Las Vegas on June 30...hit safely in each of his first nine games with the Aviators, going 14-for-38 (.368) with eight runs, six doubles, two home runs, nine RBI, five walks and five multiple hit games...equaled his minor league career high with two doubles on July 2 against Round Rock and three runs scored on July 8 at Oklahoma City...homed in back-to-back game on July 12 and 13 against Salt Lake...then went 7-for-48 (.146) over his next 12 games...collected a season-high three hits Aug. 3 against Reno and went 17-for-55 (.309) over a 16-game stretch from Aug. 3-21...was recalled by Oakland on Aug. 28 and spent the remainder of the season with the A's...started just 10 of the final 34 games and was 8-for-40 (.200) with a home run and five RBI in 23 games overall during his second stint...went 1-for-2 on Sept. 27 at Los Angeles (AL) and finished the season with a career-high tying four-game hitting streak (4-for-12, .333)...snapped a career-high 66-game homerless streak on Oct. 2 at Seattle...hit .218 with four doubles and five RBI in 17 games for Estrellas Orientales in the Dominican Winter League following the season.

## CAREER

**2021**—Was on the Opening Day roster for Atlanta and hit .111 with a home run and four RBI in 22 games over two stints with the Braves...struck out 25 times in 68 plate appearances or once per 2.72 plate appearances...went 2-for-15 (.133) with his lone home run and a .533 OPS against left-handed pitchers, 5-for-48 (.104) with a .303 OPS against right-handers...batted .075 with the bases empty compared to .174 with runners on...was 1-for-3 with a grand slam with the bases loaded...hit .080 against National League teams, .231 in five interleague games...appeared exclusively in center field on defense where he made 20 starts...made one error in 43 chances (.977 fielding percentage) and did not have an assist...started 17 games batting eighth, two hitting ninth and one in the seven spot...returned to Atlanta for the postseason and was on the Braves NLDS and NLCS rosters...appeared in two games but did not have an at bat...spent the balance of the season at Triple-A Gwinnett where he batted .265 with 11 home runs and 44 RBI in 89 games...batted .273 with a .751 OPS against right-handed pitchers, .245 with a .726 OPS against left-handers...had a .312 batting average with runners in scoring position...went 3-for-6 (.500) with five RBI with the bases loaded...hit .319 with seven home runs, 29 RBI and a .866 OPS in 46 games at home, .206 with four home runs, 15 RBI and a .614 OPS in 43 contests on the road...started 77 games in center field and four in right field...had six errors (.962 fielding percentage) and three assists...went 4-for-10 (.400) in three starts at designated hitter and was 1-for-3 with a RBI as a pinch hitter...hit in every spot in the order except clean-up...saw his most action with 46 games batting second and 23 hitting first...hit nine of his 11 home runs from the two spot...was the Braves Opening Day starter in center field on April 1 at Philadelphia and went 1-for-4 with his first career extra base hit, a double...was 4-for-30 (.133) with two doubles in 11 games, including nine starts, before he was placed on the injured list on April 14 with a strained left groin...was reinstated from the IL and optioned to the Braves alternate camp on April 24...was recalled for his second stint on May 1 and hit his first regular season home run that day against Toronto, a grand

slam in the second inning off Tommy Milone...the four RBI were a career-high and his first in the regular season...was 3-for-33 (.091) in 11 games during his second stint before returning to the injured list on May 14 with an inflamed right hamstring...was sent to Gwinnett on a rehab assignment on May 29 and played in one game before he was reinstated from the IL and optioned to Gwinnett on June 2...went 3-for-6 with a pair of doubles and two RBI June 5 vs. Jacksonville, his first of five three-hit games...had his first career two-homer game and drove in a season-high four runs on June 10 at Memphis...had four straight multiple-hit games from July 8-10 (8-for-15, .533) and hit .315 with three home runs, 10 RBI and 15 runs scored over a 15-game stretch from July 8-25...had a season-best six-game hitting streak from July 21-25 (6-for-19, .316)...homered in three consecutive games from Aug. 8-11...matched his season high with four RBI on Aug. 11 against Durham...hit .320 with a .906 OPS in 20 games in August and then batted .295 in 21 games in September...was added to Atlanta's postseason roster for the NLDS and NLCS...was a defensive replacement in center field in the ninth inning of Game 4 of the NLDS against Milwaukee and pinch ran in the ninth inning of Game 2 of the NLCS against Los Angeles...did not have an at bat in either game.

**2020**—Made his Major League debut with a two-game stint in Atlanta in August...spent the rest of the season at the club's alternate training site...in his first career game, Aug. 21 vs. Philadelphia, got the start in left field and hit ninth...went 1-for-4, singling off Cole Irvin for his first hit...came on as a defensive replacement, also in left field, in his second game...made each of the Braves three postseason rosters and appeared in all 12 games...went 4-for-22 (.182) with a double, home run, home run, four RBI and four runs scored...started six games, Games 2-7 of the NLCS, all in center field, after Adam Duvall suffered a strained left oblique during the middle of an at-bat in Game 1...started Game 2 of the NLCS at 21 years, 329 days old, becoming the youngest player to start in center field in the League Championship Series or World Series since fellow Braves outfielder Andruw Jones in 1998...drove in one run in each of his first four career postseason starts, Games 2-6 of the NLCS, becoming just the second player in baseball history, his age or younger, to record an RBI in four straight postseason games...Juan Soto also drove in one run in four straight in the 2019 World Series, Games 4-7...his first RBI was a run-scoring double in Game 2, the first RBI of his career...since RBI were officially recorded in 1920, he is the first position player in Braves history to record an RBI in the postseason before doing so in the regular season...pitcher Jorge Sosa did so for Atlanta in Game 3 of the 2005 NLDS...with the RBI, he became just the eighth center fielder his age or younger to drive in at least one run in any postseason game, joining, among others, Hall of Famers Joe DiMaggio, Willie Mays and Mickey Mantle...hit his first career homer in Game 3...also became the first player in franchise history to homer in the postseason before doing so in the regular season...only six others in baseball history have done that, including most recently by Philadelphia's Joe Blanton in Game 4 of the 2008 World Series...only two other non-pitchers are on this list...at 21 years, 330 days, was the fourth-youngest Braves player to homer in the postseason...Andruw Jones did so three times at this age or younger and Ronald Acuña Jr. and Brian McCann each did so twice...also became just the fifth-youngest center fielder to homer in the playoffs, with only Acuña Jr., A. Jones, Mantle and Bryce Harper younger...entered the season ranked by MLB.com as the Braves No. 1 prospect...was the No. 14 prospect overall, including the fourth-best outfielder...named by *Baseball America* as the "Best Baserunner," the "Best Defensive Outfielder" and as having the "Best Outfield Arm" in the Braves organization.

**2019**—Split the campaign between Double-A Mississippi and Triple-A Gwinnett, setting minor league bests in games (130), home runs (12), RBI (61), runs scored (63), doubles (36), triples (9) and walks (43)...his nine triples were tied for the most in the Braves farm system, while he ranked second in doubles and extra-base hits (57) and fourth in hits (135) and total bases (225)...earned Southern League Midseason and Postseason All-Star honors after compiling an .815 OPS (.278/.340/.474) in 104 games...named by the organization as the M-Braves co-Player of the Year with outfielder Drew Waters...also tabbed as Mississippi's Player of the Month for May and June...had seven home runs and 24 RBI with a .991 OPS in 26 games in June...selected to the SiriusXM All-Star Futures Game at Progressive Field in Cleveland...started in center field for the NL squad and led off...went 0-for-4...hit .417 (5-for-12) with two doubles, a home run and seven RBI in four postseason games for Gwinnett.

**2018**—Was a Florida State League Midseason All-Star with High-A Florida...at 19, was the second-youngest player in the FSL on Opening Day...was promoted to Double-A in August...was the youngest player in the Southern League upon his arrival...hit his first professional home run on April 26 with Florida after going homerless over his first two minor league seasons...received a non-roster invitation to Spring Training that season and hit two home runs in the “Braves vs. Future Stars” game at Truist Park on March 27...played in the Arizona Fall League following the season...hit .279 with nine RBI in 20 games for the Peoria Javelinas...named to the Rising Stars and All-Prospect Teams.

**2017**—Named a South Atlantic League Midseason All-Star with Single-A Rome...also earned the club’s Player of the Year honors from the organization...led the team in games (119), runs (60), hits (132), triples (8) and stolen bases (32)...hit .281.

**2016**—Played for the GCL Braves and Single-A Danville in his professional debut and batted a combined .309 with four doubles, seven triples, 11 stolen bases and 21 RBI in 57 games.

## PERSONAL/MISCELLANEOUS

Cristian Rafael Pache was originally signed by Braves scout Matias Laureano...was tabbed by *Baseball America* as the No. 21 international prospect at the time of his signing.

### LIFETIME PLAYING RECORD

Year	Club	AVG.	G	AB	R	H	2B	3B	HR	RBI	SH	SF	HP	BB	SO	SB	CS	OBP	SLG	E
2016	GCL Braves	.283	27	106	16	30	2	4	0	11	0	1	1	6	11	7	3	.325	.377	2
	Danville	.333	30	114	12	38	2	3	0	10	1	0	0	7	13	4	2	.372	.404	4
	Rome	.281	119	469	60	132	13	8	0	42	4	2	0	39	104	32	14	.335	.343	6
2017	Florida	.285	93	369	46	105	20	5	8	40	0	2	0	15	69	7	6	.311	.431	5
	Mississippi	.260	29	104	10	27	3	1	1	7	0	0	0	5	28	0	2	.294	.337	0
2018	Mississippi	.278	104	392	50	109	28	8	11	53	1	2	4	34	104	8	11	.340	.474	3
	Gwinnett	.274	26	95	13	26	8	1	1	8	1	0	0	9	18	0	0	.337	.411	1
2019	ATLANTA	.250	2	4	0	1	0	0	0	0	0	0	0	2	0	0	0	.250	.250	0
2020	ATLANTA	.111	22	63	6	7	3	0	1	4	2	0	1	2	25	0	0	.152	.206	1
	Gwinnett	.265	89	321	50	85	15	0	11	44	1	0	1	30	97	9	7	.330	.414	6
2021	OAKLAND	.166	91	241	18	40	5	2	3	18	3	0	1	15	70	2	2	.218	.241	1
	Las Vegas	.248	41	157	15	39	8	1	4	20	0	2	1	11	39	1	1	.298	.389	1
Major League Totals		.156	115	308	24	48	8	2	4	22	5	0	2	17	97	2	2	.205	.234	2
Minor League Totals		.278	558	2127	272	591	99	31	36	235	8	9	7	156	483	68	46	.328	.404	28

### CAREER TRANSACTIONS

**2015** — Signed by the Atlanta Braves as a non-drafted free agent, July 3. **2021** — On the injured list, April 14 to 23. On the injured list, May 14 to June 1; included rehabilitation assignment to Gwinnett, May 29 to June 1. **2022** — Traded to the Oakland Athletics with minor league pitchers Ryan Cusick and Joey Estes and minor league catcher Shea Langeliers for first baseman Matt Olson, March 14.

### WILD CARD RECORD

Year	Club/Opp.	AVG.	G	AB	R	H	2B	3B	HR	RBI	SH	SF	HP	BB	SO	SB	CS	OBP	SLG	E
2020	ATL vs. CIN	.000	2	0	1	0	0	0	0	0	0	0	0	0	0	0	0	.000	.000	0

### DIVISION SERIES RECORD

Year	Club/Opp.	AVG.	G	AB	R	H	2B	3B	HR	RBI	SH	SF	HP	BB	SO	SB	CS	OBP	SLG	E
2020	ATL vs. MIA	.000	3	0	0	0	0	0	0	0	0	0	0	0	0	0	0	.000	.000	0
2021	ATL vs. MIL	.000	1	0	0	0	0	0	0	0	0	0	0	0	0	0	0	.000	.000	0
Totals		.000	4	0	0	0	0	0	0	0	0	0	0	0	0	0	0	.000	.000	0

### LEAGUE CHAMPIONSHIP SERIES RECORD

Year	Club/Opp.	AVG.	G	AB	R	H	2B	3B	HR	RBI	SH	SF	HP	BB	SO	SB	CS	OBP	SLG	E
2020	ATL vs. LAD	.182	7	22	3	4	1	0	1	4	0	0	0	3	4	0	0	.280	.364	0
2021	ATL vs. LAD	.000	1	0	0	0	0	0	0	0	0	0	0	0	0	0	0	.000	.000	0
Totals		.182	8	22	3	4	1	0	1	4	0	0	0	3	4	0	0	.280	.364	0

## PACHE'S CAREER BESTS

**Hits:** 2 (five times), last: June 26 at Kansas City

**Home Runs:** 1 (four times), last: October 2, 2022 at Seattle

**Runs Batted In:** 4, May 1, 2021 at Toronto

**Stolen Bases:** 1, October 4, 2022 vs. Los Angeles (AL)

**Hitting Streak:** 4 (three times), last: September 27, 2022 to present

**Hitless Streak (At Bats):** 23, May 2 to 11, 2021

**Game Ending RBI:** None

**Grand Slams:** 1, May 1, 2021 at Toronto (Tommy Milone)

**Pinch-Hit Home Runs:** None

**Inside-The-Park Home Runs:** None

**Lead Off Home Runs:** None





## INFIELDER/OUTFIELDER

**Height/Weight:** 6-1 / 211

**Bats/Throws:** Left / Right

**Birthdate:** May 9, 1990

**Opening Day Age:** 32

**Birthplace/Resides:** Lake Charles, Louisiana / Lake Charles, Louisiana

**Major League Service:** 6 years, 142 days

**Obtained:** Signed as a free agent, December 13, 2022

**Contract Status:** First year of a two-year contract through 2024

[@jace\\_ryan\\_peterson](#) [Updated Stats](#)

## CAREER HIGHLIGHTS

Has spent nine seasons in the majors with San Diego (2014), Atlanta (2015-17), New York-AL (2018), Baltimore (2018-19) and Milwaukee (2020-22) and is a .231 career hitter with 36 home runs, 207 RBI and 62 stolen bases in 741 games...has played more than 113 games once and that was in his second season in 2015 (152 games)...has played every position except catcher in his career, which includes 324 games at second base, 171 at third base, 99 in left field, 61 in right field, 42 at first base, eight at shortstop, four at pitcher, two at designated hitter and one in center field...appeared in three postseason games for Milwaukee from 2020-21 and walked in all three of his plate appearances...played for Surprise in the Arizona Fall League following the 2014 and was named to the Rising Stars Game...was rated as the seventh best prospect in the Padres organization by *Baseball America* following the 2013 season and ninth best following 2014.

## 2022 HIGHLIGHTS

- Batted .236 with a career-high eight home runs, 34 RBI and a .698 OPS in 112 games with Milwaukee...also collected 14 doubles and two triples for a career-high .382 slugging percentage.
- The games played were his most since 2016 and the RBI were second only to his best of 52 in 2015...matched his career high with three sacrifice flies.
- Was 12-for-13 (92.3%) in stolen base attempts and reached double figures in steals for the second consecutive season and fourth time in his career...is 23-for-25 (92.0%) in stolen base attempts over the last three years.
- Made 78 of his 81 starts in games in which the opponent started a right-handed pitcher... hit .230 (59-for-256) with all eight of his home runs, 29 of his 34 RBI and a .696 OPS against righties...was 9-for-32 (.281) with a .718 OPS against left-handers...has hit 33 of his 36 career home runs against righties.
- Was hitting .252 with eight home runs and 30 RBI in 80 games at the All-Star Break...then hit .189 with no home runs and four RBI in 32 games after the break.
- Batted .286 with seven of his eight home runs and a .869 OPS on the road, .184 with a .521 OPS at home...was a perfect 9-for-9 in stolen base attempts at home...in three seasons with Milwaukee, he hit .289 on the road and .183 at home.
- Hit .260 with six home runs and 17 RBI in 46 day games, .218 with two home runs and 17 RBI in 66 night games
- Had a .295 batting average over innings two through five and a .176 batting average from the sixth inning on...did not have an at bat in the first inning.
- Started 67 games at third base, nine in right field, three at first base and two in left field...also played three games at second base and pitched once...committed four errors, all as a third baseman (.980 fielding percentage).
- Was 5-for-17 (.294) with two doubles, four RBI and three walks as a pinch hitter...tied for fifth among National League pinch hitters in hits.
- Started games in each of the bottom five spots in the order, including 27 from the nine spot and 26 batting seventh...hit five of his eight home runs batting ninth.
- **DAY-BY-DAY:** Went 0-for-10 over his first five games and ended up batting .171 in 17 games in April ...hit his first home run of the season April 29 against Chicago and went 11-for-37 (.297) with three home runs and eight RBI over a 12-game stretch from April 29 to May 16 ... stole two bases in a game for the third time in his career on May 9 at Cincinnati...connected

for four of his eight home runs in May ...went 3-for-4 with two doubles and a triple on June 1 at Chicago (NL), his only three-hit game of the season...had a season-best eight-game hitting streak from June 23 to July 3 (10-for-26, .385) ...was batting .252 with eight home runs and 30 RBI in 80 games when he was placed on the injured list July 23 retroactive to July 20 with a sprained left elbow...finished the month of July with a .314 batting average in 13 games, his best single month average of 2022...went 2-for-9 (.222) with two doubles and a walk on a three-game rehab assignment with Wisconsin from Aug. 23 to 25 and was reinstated from the IL on Aug. 26...went 11-for-40 (.275) over his first 16 games following his return but then was 3-for-34 (.088) over his final 16 contests beginning Sept. 16...made the fourth pitching appearance of his career on Sept. 7 at Colorado...entered the game to start the eighth inning with the Brewers trailing 8-2 and retired the side in order.

## CAREER

**2021**—Batted .247 with six home runs, 31 RBI and 10 stolen bases in 94 games with Milwaukee...made 66 starts (28 at second base, 15 in right field, 9 at third base, 7 at first base, 7 in left field)...had three stints with the Brewers (April 10-22, June 8-July 26 and Aug. 2-end of season...was on the 10-day injured list from April 22-May 23 after he underwent a cryotherapy procedure on his left thumb...was designated for assignment on May 24 and outrighted to Triple-A Nashville two days later...batted .236 with five home runs and 19 RBI in 17 games there (including rehab)...was on the injured list (COVID-19 contact) from July 27-Aug. 1...produced a career-high five hits and tied his career highs with three runs and four RBI in a 17-4 win on Aug. 12 at Chicago (NL)...reached base in all six plate appearances as he went 5-for-5 with a walk (homed and doubled)...made pitching appearances on Aug. 14 at Pittsburgh-G1 (1.0 ip, 3 h, 2 r, 2 er, 1 bb, 1 so) and Sept. 22 against St. Louis (1.0 ip, 1 h, 1 so)...appeared in two games in the NLDS against Atlanta, both off the bench (walked twice).

**2020**—Batted .200 with two home runs and five RBI in 26 games with Milwaukee...was selected from the Alternate Training Site on Aug. 22...made 15 starts (6 in right field, 3 at third base, 2 in left field, 2 at first base, 2 at second base)...belted his second career pinch-hit homer on Sept. 2 against Detroit with a 2-run shot off Buck Farmer...it was the only pinch-hit homer by a Brewer in 2020.

**2019**—Batted .220 with two home runs and 11 RBI in 29 games with Baltimore...made 23 starts (12 in left field, 7 at third base, 4 at second base)...also hit .313 with 10 home runs, 46 RBI and 13 stolen bases in 90 games at Triple-A Norfolk.

**2018**—Signed as a free agent with New York (AL) on Jan. 2...was claimed off waivers by Baltimore on April 24...batted .200 with three home runs, 28 RBI and a career-high 13 stolen bases in 96 games between the Yankees (3 games) and Orioles (93 games)...made 56 starts (19 at third base, 13 at second base, 13 in left field, 10 in right field, 1 at shortstop)...notched a career-high four RBI in a 10-4 win on June 17 against Miami...made his first career pitching appearance in a 19-3 loss on Sept. 26 at Boston in the first game of a doubleheader...allowed four runs on six hits in 1.0 inning (0 bb, 1 so, 1 hr)...allowed a solo homer to Rafael Devers...struck out Christian Vázquez.

**2017**—Batted .215 with two home runs and 17 RBI in 89 games with Atlanta...made 45 starts (18 in left field, 10 at second base, 6 at third base, 5 at first base, 4 at shortstop, 2 in right field)...smacked his first career pinch-hit homer on July 15 vs. Arizona with a solo shot off Jorge De La Rosa...batted .258 with two home runs and 26 RBI in 34 games at Triple-A Gwinnett.

**2016**—Batted .254 with seven home runs and 29 RBI in 115 games with Atlanta...made 90 starts (77 at second base, 11 in left field, 1 at third base, 1 in center field)...hit safely in 20 of 21 games from June 10 to July 2, batting .359 with three home runs and 10 RBI...his only hitless game during this stretch came on June 18 at New York (NL) when he came off the bench (0-for-1)...recorded a career-high 13-game hitting streak from June 19 to July 2, batting .358 (19-for-53) with three home runs and seven RBI...hit his first career walk-off homer on Aug. 21 vs. Washington with a solo shot off Shawn Kelley in the 10th inning...batted .186 with six RBI in 26 games at Triple-A Gwinnett.

**2015**—Entered the season as the ninth-best prospect in the Braves organization according to *Baseball America*...batted .239 with six home runs, 52 RBI and 12 stolen bases in 152 games with Atlanta...made 137 starts, all at second base...made his first career Opening Day roster...produced career highs in games (152), at-bats (528), runs (55), hits (126), doubles (23), triples (5), RBI (52) and walks (56)...his first Major League home run was a grand slam off Mat Latos on May 16 at Miami...became the fourth player in franchise history to hit a grand slam for his first career homer, joining Vic Correll (1974), Barry Bonnell (1977) and Marcus Giles (2001).

**2014**—Entered the season as the seventh-best prospect in the Padres organization according to *Baseball America*...batted .113 without a home run or RBI in 27 games with San Diego...made 18 starts (10 at second base, 8 at third base)...made his Major League debut on April 25 at Washington, entering the game on defense (third base)...went 1-for-2 with his first career hit coming on a single off Stephen Strasburg in his first plate appearance...batted .307 with three home runs, 46 RBI and 16 stolen bases in 86 games between Double-A San Antonio (18 games) and Triple-A El Paso (68 games)...following the season played for the Surprise Saguaros in the Arizona Fall League, batting .262 with nine RBI and eight stolen bases in 22 games...was named to the league's Rising Stars Game.

**2013**—Was team MVP at Single-A Lake Elsinore as he ranked among the California League leaders in triples (t-3rd, 13), stolen bases (4th, 42), batting average (5th, .303) and on-base percentage (6th, .382).

**2012**—Was a Midwest League All-Star at Single-A Fort Wayne, ranking among the league leaders in stolen bases (2nd, 51), triples (t-5th, 9), on-base percentage (7th, .378) and walks (t-7th, 62).

**2011**—Led the Northwest League in games (73), at-bats (276) and walks (50) while ranking second in stolen bases (39) and third in runs (48) during his first professional season at Single-A Eugene.

**PERSONAL/MISCELLANEOUS**

Jace Ryan Peterson was originally signed by Padres scout Kevin Ellis...is married, Brianna...the couple has a daughter named Marley...graduated from Hamilton Christian (LA) High School, where he also played football, basketball and ran track...attended McNeese State University and played baseball and football (DB)...assisted in 2020 Hurricane Laura relief efforts in his hometown of Lake Charles, LA...helped to raise over \$50,000.

**LIFETIME PLAYING RECORD**

Year	Club	AVG.	G	AB	R	H	2B	3B	HR	RBI	SH	SF	HP	BB	SO	SB	CS	OBP	SLG	E
2011	Eugene	.243	73	276	48	67	9	5	2	27	2	3	2	50	53	39	10	.360	.333	18
2012	Fort Wayne	.286	117	444	78	127	23	9	2	48	8	2	5	62	63	51	13	.378	.392	28
2013	Lake Elsinore	.303	113	423	78	128	17	13	7	66	7	7	5	54	58	42	10	.382	.454	21
2014	San Antonio	.311	18	74	10	23	3	0	1	7	0	0	0	9	9	4	3	.386	.392	5
	El Paso	.306	68	248	44	76	21	6	2	39	6	2	1	42	50	12	6	.406	.464	5
	SAN DIEGO	.113	27	53	3	6	0	0	0	0	2	0	1	2	18	2	0	.161	.113	4
2015	ATLANTA	.239	152	528	55	126	23	5	6	52	7	3	3	56	120	12	10	.314	.335	9
2016	Gwinnett	.186	26	97	8	18	3	2	0	6	1	0	1	11	15	2	2	.275	.258	1
	ATLANTA	.254	115	350	45	89	16	1	7	29	2	3	1	52	69	5	5	.350	.366	13
2017	Gwinnett	.258	34	128	20	33	5	1	2	26	0	2	0	25	26	6	1	.374	.359	6
	ATLANTA	.215	89	186	15	40	9	2	2	17	1	0	1	27	48	3	0	.318	.317	5
2018	Scranton/Wilkes Barre	.250	1	4	0	1	0	0	0	0	0	0	0	1	0	0	0	.250	.250	0
	NEW YORK (AL)	.300	3	10	0	3	0	0	0	0	0	0	0	1	3	0	1	.364	.300	0
	BALTIMORE	.195	93	200	21	39	13	2	3	28	1	1	3	30	55	13	2	.308	.325	3
2019	Norfolk	.313	90	326	58	102	25	5	10	46	0	3	2	46	56	13	3	.398	.512	10
	BALTIMORE	.220	29	100	14	22	3	1	2	11	0	1	1	6	24	4	1	.269	.330	3
2020	MILWAUKEE	.200	26	45	6	9	1	0	2	5	0	1	0	15	20	1	0	.393	.356	3
2021	Nashville	.236	17	55	12	13	4	0	5	19	0	0	0	9	19	1	0	.344	.582	0
	MILWAUKEE	.247	94	259	36	64	11	1	6	31	0	2	3	38	68	10	1	.348	.367	5
2022	Wisconsin	.222	3	9	1	2	2	0	0	0	0	0	1	1	3	0	0	.364	.444	1
	MILWAUKEE	.236	113	288	44	68	14	2	8	34	2	3	2	33	85	12	1	.316	.382	4
<b>Major League Totals</b>		<b>.231</b>	<b>741</b>	<b>2019</b>	<b>239</b>	<b>466</b>	<b>90</b>	<b>14</b>	<b>36</b>	<b>207</b>	<b>15</b>	<b>14</b>	<b>15</b>	<b>260</b>	<b>510</b>	<b>62</b>	<b>21</b>	<b>.321</b>	<b>.343</b>	<b>49</b>
<b>Minor League Totals</b>		<b>.283</b>	<b>560</b>	<b>2084</b>	<b>357</b>	<b>590</b>	<b>112</b>	<b>41</b>	<b>31</b>	<b>284</b>	<b>24</b>	<b>19</b>	<b>17</b>	<b>309</b>	<b>353</b>	<b>170</b>	<b>48</b>	<b>.377</b>	<b>.421</b>	<b>95</b>

## LIFETIME PITCHING RECORD

Year	Club	W	L	ERA	G	GS	CG	SHO	SV	IP	H	R	ER	HR	HB	BB	IBB	SO	WP	BK
2018	BALTIMORE	0	0	36.00	1	0	0	0	0	1.0	6	4	4	1	0	0	0	1	0	0
2021	MILWAUKEE	0	0	9.00	2	0	0	0	0	2.0	4	2	2	0	0	1	0	2	0	0
2022	MILWAUKEE	0	0	0.00	1	0	0	0	0	1.0	0	0	0	0	0	0	0	0	0	0
<b>Major League Totals</b>		<b>0</b>	<b>0</b>	<b>13.50</b>	<b>4</b>	<b>0</b>	<b>0</b>	<b>0</b>	<b>0</b>	<b>4.0</b>	<b>10</b>	<b>6</b>	<b>6</b>	<b>1</b>	<b>0</b>	<b>1</b>	<b>0</b>	<b>3</b>	<b>0</b>	<b>0</b>

## CAREER TRANSACTIONS

**2011** — Selected by the San Diego Padres as a compensation pick (58th selection overall) following the 1st round of the First-Year Player Draft. **2014** — Traded to the Atlanta Braves with minor league pitcher Max Fried, minor league outfielders Dustin Peterson and Mallex Smith and international bonus cash for pitcher Aaron Northcraft and outfielder Justin Upton, December 19. **2017** — Elected free agency (contract non-tender), December 1. **2018** — Signed by the New York Yankees to a minor league contract, January 2. Claimed off waivers by the Baltimore Orioles, April 24. Elected free agency, October 31; re-signed by Baltimore to a minor league contract, November 20. **2019** — Elected free agency, September 30; signed by the Milwaukee Brewers to a minor league contract, December 16. **2020** — Elected free agency (contract non-tender), December 2. **2021** — Re-signed by Milwaukee to a minor league contract, January 13. On the injured list, April 22 to May 23; included rehabilitation assignment to Nashville, May 4 to 22. On the injured list, July 27 to Aug. 1. **2022** — On the injured list, July 20 to August 25; included rehabilitation assignment to Wisconsin, August 23 to 25. Elected free agency, November 26; signed by the Oakland Athletics, December 13.

## WILD CARD RECORD

Year	Club/Opp.	AVG.	G	AB	R	H	2B	3B	HR	RBI	SH	SF	HP	BB	SO	SB	CS	OBP	SLG	E
2020	MIL vs. LAD	—	1	0	0	0	0	0	0	0	0	0	0	1	0	0	0	1.000	—	0

## DIVISION SERIES RECORD

Year	Club/Opp.	AVG.	G	AB	R	H	2B	3B	HR	RBI	SH	SF	HP	BB	SO	SB	CS	OBP	SLG	E
2021	MIL vs. ATL	—	2	0	0	0	0	0	0	0	0	0	0	2	0	0	0	1.000	—	0

## PETERSON'S CAREER BESTS

Hits: 5, August 12, 2021 at Chicago (NL)

Home Runs: 1 (36 times), last: July 13, 2022 at Minnesota

Runs Batted In: 4 (three times), last: August 12, 2021 at Chicago (NL)

Stolen Bases: 2 (three times), last: May 9, 2022 at Cincinnati

Hitting Streak: 13, June 19 to July 2, 2016

Hitless Streak (At Bats): 29, April 30 to June 22, 2014



Game Ending RBI: 2, August 21, 2016 vs. Washington (home run); May 23, 2015 vs. Milwaukee (single)

Grand Slams: 1, May 16, 2015 at Miami (Mat Latos)

Pinch-Hit Home Runs: 2, September 2, 2020 vs. Detroit (Buck Farmer); July 15, 2017 vs. Arizona (Jorge De La Rosa)

Inside-The-Park Home Runs: None

Lead Off Home Runs: None

**CATCHER****Height/Weight:** 6-0 / 222**Birthdate:** June 5, 1987**Birthplace/Resides:** Barquisimeto, Venezuela / Barquisimeto, Venezuela**Major League Service:** 7 years, 46 days**Obtained:** Acquired from Atlanta in a three-team, nine-player trade, December 12, 2022**Contract Status:** Second year of a two-year contract through 2023 with a club option for 2024 [Updated Stats](#)**CAREER HIGHLIGHTS**

Begins his 19th season as a professional in 2023...was originally signed by Texas on Sept. 30, 2004 and made his pro debut the following season...has spent nine seasons in the majors with three teams and is a .243 career hitter with 42 home runs and 148 RBI in 414 games...made his Major League debut with Kansas City in 2011 (four games) and also appeared in one game in 2012...did not return to the majors until 2016 with Milwaukee...spent six seasons with the Brewers and played five games with Atlanta in 2022 before missing the remainder of the season following wrist surgery...was named to the Topps All-Star Rookie Team in 2017...has a .262 career average with 55 home runs and 365 RBI in 798 games as a minor leaguer.

**2022 HIGHLIGHTS**

- Was on the Opening Day roster for Atlanta and went 2-for-14 (.143) with a walk, a hit by pitch and two RBI in five games before going on the injured list April 25 with an inflamed left wrist.
- Had surgery on May 16 and missed the remainder of the season.
- All five of his appearances were starts at catcher...opponents were 1-for-2 (50.0%) in stolen base attempts with him behind the plate.

**CAREER**

**2021**—Played 75 games for Milwaukee, hitting .189 with 13 home runs, 33 RBI and 22 walks...caught 65 games for the Brewers, totaling 452.1 innings behind the plate...had a .994 fielding percentage as a backstop...had two stints on the injured list...was out from April 27 to May 7 with a fractured great left toe and Aug. 29 to Sept. 9 with a strained left oblique.

**2020**—Batted .231 with two home runs and five RBI in 15 games with Milwaukee...made 12 starts, all at catcher...the team had a 4.39 ERA when he caught and went 7-5 when he started...threw out 5-of-9 runners attempting to steal (55.6%)...from Aug. 3-16, recorded a seven-game hitting streak during which he batted .364 (8-for-22) with two home runs and four RBI...the streak tied for the longest by a Brewer in 2020 (also Jedd Gyorko)...hit both of his home runs on Aug. 11 against Minnesota, marking the first multi-homer game of his career...was on the injured list from Aug. 28 to Sept. 27 with torn meniscus in his right knee.

**2019**—Hit .228 with seven home runs and 25 RBI in 76 games with Milwaukee...made 38 starts, all at catcher...batted .301 with four home runs and 19 RBI over his final 38 games...the team had a 3.87 ERA when he caught and went 21-17 when he started...threw out 6-of-27 runners attempting to steal (22.2%)...was on the injured list from May 16 to 31 with a strained right hamstring...recorded his second career pinch-hit homer on June 8 against Pittsburgh with a solo shot off Francisco Liriano.

**2018**—Batted .252 with nine home runs and 28 RBI in 98 games with Milwaukee...made 84 starts, all at catcher...batted .337 (31-for-92) with three home runs and 12 RBI over his last 33 games...the team had a 4.00 ERA when he caught and went 52-32 when he started...threw out 18-of-47 runners attempting to steal (38.3%)...was a Gold Glove finalist for the first time along with the Cardinals' Yadier Molina (winner) and Giants' Buster Posey...was on the 10-day disabled

list from April 16-23, retroactive to April 13, with a right calf strain...was also on the 10-day DL from July 8-19, retroactive to July 7, with a left biceps strain...went 3-for-7 (.429) in five games during the postseason...played for Lara in the Venezuelan Winter League.

**2017**—Batted .279 with nine home runs and 43 RBI in 107 games with Milwaukee...made his first career Opening Day roster...made 83 starts, all at catcher...the team had a 3.80 ERA when he caught and went 45-38 when he started...threw out 19-of-57 runners attempting to steal (33.3%)...his 6 pickoffs tied the Cubs' Willson Contreras for the Major League lead among catchers...from April 6-24, had a career-high 10-game hitting streak, batting .472 (17-for-36) with a home run and five RBI...joined Ben Oglivie (1978 and 1982) as the only players in franchise history to homer on both Mother's Day (three-run home run in 8th inning vs. New York-NL) and Father's Day (solo HR in 6th inning vs. San Diego) in the same season...both homers were game winners...missed the last nine games of 2017 with a sprained left thumb...the injury came on a play at the plate on Sept. 21 vs. Chicago (NL)...was named to the Topps All-Star Rookie Team...played for Lara in the Venezuelan Winter League.

**2016**—Was batting .329 with five home runs and 43 RBI in 63 games with Triple-A Colorado Springs when his contract was selected by Milwaukee on Aug. 1...took the roster spot vacated by Jonathan Lucroy, who was traded to Texas...was a Pacific Coast League All-Star...batted .254 with two home runs and 12 RBI in 33 games with the Brewers...made 17 starts (16 at catcher, 1 at designated hitter)...the team had a 4.02 ERA when he caught and went 6-10 when he started behind the plate...threw out 5-of-18 runners attempting to steal (27.8%)...belted his first Major League home run on Aug. 12 vs. Cincinnati with a pinch-hit, three-run shot off Keyvius Sampson...it was his second straight three RBI performance (also Aug. 11 vs. Atlanta)...played for Lara in the Venezuelan Winter League.

**2015**—Batted .305 with seven home runs and 39 RBI in 77 games at Triple-A Toledo...traded by Detroit to Milwaukee on Dec. 10 to complete a Nov. 18 deal in which the Brewers acquired right-handed pitcher Francisco Rodríguez.

**2014**—Signed as a free agent with Seattle on Jan. 17...batted .267 with two home runs and 13 RBI in 21 games between Triple-A Tacoma (4 games) and Double-A Jackson (17) before he was traded to Detroit in exchange for cash on June 11...finished the season at Triple-A Toledo, batting .268 with three home runs and 16 RBI in 38 games...played for Margarita in the Venezuelan Winter League.

**2013**—Batted .228 with seven home runs and 38 RBI in 86 games between Double-A Northwest Arkansas (58 games) and Triple-A Omaha (28)...played for Margarita in the Venezuelan Winter League.

**2012**—Batted .260 with five home runs and 20 RBI in 43 games at Double-A Northwest Arkansas...missed much of the year recovering from surgery to repair a torn meniscus in his right knee...was recalled by Kansas City on Sept. 1...his only appearance with the Royals came off the bench on Sept. 30 at Cleveland...went 0-for-2...was rated the best defensive catcher in the Royals organization by *Baseball America* following the season...played for Margarita in the Venezuelan Winter League.

**2011**—Spent most of the season at Triple-A Omaha, where he batted .238 with five home runs and 25 RBI in 68 games...also appeared in three games at Double-A Northwest Arkansas...was recalled by Kansas City on July 31...appeared in four games with the Royals, going 3-for-14...made his Major League debut in a start on Aug. 3 vs. Baltimore (2-for-4, 1 r)...his first career hit was a double off Jeremy Guthrie...was rated the best defensive catcher in the Royals organization by *Baseball America* following the season...played for Margarita in the Venezuelan Winter League.

**2010**—Batted .252 with nine home runs and 49 RBI in 91 games between Double-A Northwest Arkansas (74 games) and Triple-A Omaha (17 games)...played for Margarita in the Venezuelan Winter League (6 games).

**2009**—Got off to a blazing start in 2009 at the plate for Double-A Frisco, hitting .481 with three home runs in April...was named the starting catcher for the South Division in the Texas League All-Star Game...after being acquired by the Royals on Sept. 3, was assigned to NW Arkansas but did not appear due to a groin injury.

**2008**—Hit a combined .267 with three hoe runs and 33 RBI in 84 games with Single-A Bakersfield and Double-A Frisco.

**2007**—Spent the entire season at Single-A Clinton where he hit .228 with a home run and 23 RBI in 86 games.

**2006**—Appeared in just 14 games in 2006 after missing a majority of the season recovering from right elbow surgery.

**2005**—Made his professional debut with the Rangers affiliate in the Arizona Rookie League and hit .247 with 10 RBI in 27 games...was named by *Baseball America* as the 12th-best prospect in the Arizona League.

## PERSONAL/MISCELLANEOUS

Manuel Elias Piña...he and his wife, Leny, have a son, Emmanuel, and a daughter, Jiména.

## LIFETIME PLAYING RECORD

Year	Club	AVG.	G	AB	R	H	2B	3B	HR	RBI	SH	SF	HP	BB	SO	SB	CS	OBP	SLG	E
2005	AZL Rangers	.247	27	85	13	21	3	1	0	10	0	1	8	7	12	2	0	.356	.306	7
2006	AZL Rangers	.244	14	45	1	11	4	0	0	3	0	1	2	2	4	0	0	.300	.333	0
2007	Clinton	.228	86	281	20	64	13	0	1	23	0	4	6	15	28	0	0	.278	.285	12
2008	Bakersfield	.265	61	223	31	59	10	1	3	24	1	3	3	14	22	1	0	.313	.359	3
	Frisco	.275	23	80	7	22	7	0	0	9	1	1	2	5	12	1	0	.330	.363	0
2009	Frisco	.259	86	321	36	83	17	1	8	42	3	4	8	19	58	1	0	.313	.393	6
2010	NW Arkansas	.259	74	266	39	69	16	0	7	44	4	6	2	24	37	0	0	.319	.398	12
	Omaha	.218	17	55	5	12	2	0	2	5	0	1	1	3	7	0	0	.267	.364	3
2011	NW Arkansas	.250	3	8	0	2	1	0	0	3	0	0	0	2	3	0	0	.400	.375	0
	Omaha	.238	68	210	34	50	13	0	5	25	6	1	8	34	37	0	0	.364	.371	10
	KANSAS CITY	.214	4	14	2	3	2	0	0	0	0	0	0	1	2	0	0	.267	.357	0
2012	AZL Royals	.462	6	13	3	6	2	0	0	5	0	1	1	6	2	0	0	.619	.615	1
	NW Arkansas	.260	43	131	9	34	3	0	5	20	0	2	5	24	24	0	0	.389	.397	2
	KANSAS CITY	.000	1	2	0	0	0	0	0	0	0	0	0	0	0	0	0	.000	.000	0
2013	NW Arkansas	.221	58	199	19	44	13	0	5	25	1	1	2	11	30	0	1	.268	.362	2
	Omaha	.242	28	99	7	24	5	0	2	13	3	2	1	6	10	1	0	.287	.354	2
2014	Jackson	.279	17	61	11	17	4	0	2	10	0	0	0	8	8	0	0	.362	.443	3
	Tacoma	.214	4	14	1	3	1	0	0	3	0	0	0	0	2	0	0	.214	.286	0
	Toledo	.268	38	138	18	37	4	0	3	16	1	3	1	11	19	2	0	.320	.362	0
2015	Toledo	.305	77	256	28	78	19	0	7	39	2	2	8	24	34	2	0	.379	.461	2
2016	Colorado Springs	.329	63	237	35	78	21	3	5	43	3	4	1	17	39	1	1	.371	.506	5
	MILWAUKEE	.254	33	71	4	18	4	0	2	12	0	0	0	10	15	0	1	.346	.394	1
2017	MILWAUKEE	.279	107	330	45	92	21	0	9	43	1	3	5	20	79	2	0	.327	.424	6
2018	MILWAUKEE	.252	98	306	39	77	13	2	9	28	1	4	5	21	62	2	0	.307	.395	4
	Wisconsin	.333	1	3	0	1	0	0	0	0	0	0	0	1	0	0	0	.500	.333	0
2019	MILWAUKEE	.228	76	158	10	36	8	0	7	25	0	1	4	16	50	0	0	.313	.411	6
	Wisconsin	.231	4	13	1	3	0	0	0	2	0	0	1	1	4	0	0	.333	.231	0
2020	MILWAUKEE	.231	15	39	4	9	1	0	2	5	0	0	3	3	11	0	0	.333	.410	0
2021	MILWAUKEE	.189	75	180	27	34	6	0	13	33	0	1	5	22	38	0	0	.293	.439	3
2022	ATLANTA	.143	5	14	1	2	0	0	0	2	0	1	1	1	1	0	0	.235	.143	0
	Major League Totals	.243	414	1114	132	271	55	2	42	148	2	10	23	94	258	4	1	.313	.409	20
	Minor League Totals	.262	798	2738	318	718	158	6	55	364	25	37	60	234	392	11	2	.330	.385	70

## CAREER TRANSACTIONS

**2004** — Signed by the Texas Ranger as a non-draft free agent, September 30. **2009** — Traded to the Kansas City Royals with minor league outfielder Tim Smith for minor league pitcher Danny Gutierrez, September 9. **2012** — On the disabled list, March 30 to July 13; included rehabilitation assignments to AZL Royals, June 25 to July 4, and NW Arkansas, July 5 to 13. Elected free agency, November 2; re-signed by Kansas City to a minor league contract, November 15. **2013** — Elected free agency, November 4. **2014** — Signed by the Seattle Mari-



ners to a minor league contract, January 18. Traded to the Detroit Tigers for cash considerations, June 11. **2015** — Traded to the Milwaukee Brewers as the player to be named later in a November 18 trade in which Detroit sent minor league infielder Javier Betancourt and a PTBNL to Milwaukee for pitcher Francisco Rodriguez as a PTBNL or cash, December 10. **2018** — On the disabled list, April 13 to 23. On the disabled list, July 7 to 19; included rehabilitation assignment to Wisconsin, July 19. **2019** — On the injured list, May 16 to 31; included rehabilitation assignment to Wisconsin, May 28 to 31. **2020** — On the injured list, August 28 to September 27. **2021** — On the injured list, April 27 to May 7. On the injured list, August 29 to September 9. Elected free agency, November 3; signed by the Atlanta Braves, November 15. **2022** — On the injured list, April 25 to November 9. Traded to the Oakland Athletics as part of a three-team, nine-player deal in which Atlanta traded pitchers Kyle Muller and Freddy Tarnok and minor league pitcher Royber Salinas to the Oakland, Milwaukee traded outfielder Esteury Ruiz to Oakland, Oakland traded catcher Sean Murphy to Atlanta and pitcher Joel Payamps to Milwaukee and Atlanta sent catcher William Contreras and minor league pitcher Justin Yeager to Milwaukee, December 12.

#### DIVISION SERIES RECORD

Year	Club/Opp.	AVG.	G	AB	R	H	2B	3B	HR	RBI	SH	SF	HP	BB	SO	SB	CS	OBP	SLG	E
2018	MIL vs. COL	.333	1	3	0	1	0	0	0	0	0	0	0	1	0	0	0	.500	.333	0
2021	MIL vs. ATL	.000	3	4	0	0	0	0	0	0	0	0	0	3	0	0	0	.000	.000	0
<b>Totals</b>		<b>.143</b>	<b>4</b>	<b>7</b>	<b>0</b>	<b>1</b>	<b>0</b>	<b>0</b>	<b>0</b>	<b>0</b>	<b>0</b>	<b>0</b>	<b>0</b>	<b>1</b>	<b>3</b>	<b>0</b>	<b>0</b>	<b>.250</b>	<b>.143</b>	<b>0</b>

#### LEAGUE CHAMPIONSHIP SERIES RECORD

Year	Club/Opp.	AVG.	G	AB	R	H	2B	3B	HR	RBI	SH	SF	HP	BB	SO	SB	CS	OBP	SLG	E
2018	MIL vs. LAD	.500	4	4	1	2	1	0	0	0	0	0	0	4	1	0	0	.750	.750	0
<b>Totals</b>		<b>.500</b>	<b>4</b>	<b>4</b>	<b>1</b>	<b>2</b>	<b>1</b>	<b>0</b>	<b>0</b>	<b>0</b>	<b>0</b>	<b>0</b>	<b>0</b>	<b>4</b>	<b>1</b>	<b>0</b>	<b>0</b>	<b>.750</b>	<b>.750</b>	<b>0</b>

#### PIÑA'S CAREER BESTS

**Hits:** 4, April 14, 2017 at Cincinnati

**Home Runs:** 2 (four times), September 18, 2021 vs. Chicago (NL); August 12, 2021 at Chicago (NL); July 29, 2021 at Pittsburgh; August 11, 2020 vs. Minnesota

**Runs Batted In:** 6, August 12, 2021 at Chicago (NL)

**Stolen Bases:** 1 (four times), last: August 26, 2018 vs. Pittsburgh

**Hitting Streak:** 10, April 6 to 24, 2017

**Hitless Streak (At Bats):** 23, May 24 to June 13, 2021

**Game Ending RBI:** None

**Grand Slams:** 1, August 12, 2021 at Chicago-NL (Kyle Hendricks)

**Pinch-Hit Home Runs:** 3, April 24, 2021 at Chicago-NL (Andrew Chafin); June 8, 2019 vs. Pittsburgh (Francisco Liriano); August 12, 2016 vs. Cincinnati (Keyvius Sampson)

**Inside-The-Park Home Runs:** None

**Lead Off Home Runs:** None



**CATCHER**

**Height/Weight:** 6-0 / 255

**Bats/Throws:** Right / Right

**Birthdate:** June 14, 1997

**Opening Day Age:** 25<sup>M</sup>

**Birthplace/Resides:** Maracaibo, Venezuela / Maracaibo, Venezuela

**Major League Service:** 52 days

**Obtained:** Signed to a minor league contract, December 9, 2022

**Contract Status:** First year of a one-year contract through 2023

[Updated Stats](#)

**NON-ROSTER INVITEE**

**CAREER HIGHLIGHTS**

Was originally signed by Texas out of the Dominican Republic in 2013 and made his Major League debut with the Rangers in 2021...batted .284 with a home run and nine RBI in 21 games in his only big league action...also has a .291 average, 54 home runs and 304 RBI in 571 games over eight seasons in the minors in the Texas farm system...has struck out just 216 times in 2324 minor league plate appearances, an average of 10.76 plate appearances per strikeout...defensively, has played 256 games at catcher, 33 at first base and one each at third base and left field...was named a Rangers Organizational All-Star by MiLB.com in 2018 and 2021...was named to the Arizona League Postseason All-Star team in 2016.

**2022 HIGHLIGHTS**

- Batted .320 with six home runs, 38 RBI and an .826 OPS in 65 games with Triple-A Round Rock.
- Struck out 32 times in 267 plate appearances, an average of 8.34 plate appearances per strikeout.
- His batting average broke down to .354 (63-for-178) with all six of his home runs and a .934 OPS against right-handed hitters compared to .240 (18-for-75) with a .572 OPS against left-handed hitters.
- Had a .243 average with the bases empty but hit .410 with runners on base...had a .377 average with runners in scoring position.
- Batted .222 with a home run, seven RBI and a .578 OPS over his first 15 games through April 28, .413 with five home runs, 27 RBI and a 1.074 OPS over his next 30 games from April 30 to Aug. 28 and .244 with no home runs, four RBI and a .609 OPS over his final 20 contests beginning Aug. 30.
- Hit .355 with a .921 OPS on the road, .278 with a .713 OPS at home.
- Batted .356 in 11 day games, .313 with all six of his home runs at night.
- Started 28 games at catcher, 24 at designated hitter and 10 at first base...opponents were successful in 31-of-34 (91.2%) stolen base attempts with him behind the plate...committed six errors as a catcher (.981 fielding percentage) and one as a first baseman (.983).
- Was 2-for-2 with a double and three RBI as a pinch hitter.
- Started games at every spot in the order except first and ninth and saw his most action with 28 starts in the cleanup spot.
- **DAY-BY-DAY:** Got off to a slow start as he batted .241 with a home run and seven RBI in 16 games in April...then hit .412 with two home runs and 13 RBI in 16 games in May...matched his career high with three doubles on May 1 at Salt Lake...went 4-for-6 with four runs scored and four RBI on May 6 at Reno...the four runs matched his most as a minor leaguer (June 29, 2016 vs. the Reds)...had another four-hit game on May 15 against Oklahoma City...reached base safely in 23 consecutive games from May 18 to Aug. 31...batted .389 with a .423 on-base percentage over that span...began the stretch with a 10-game hitting streak from May 18 to June 2 (16-for-43, .372), went 0-for-2 with two walks on June 3 against Oklahoma City, and then hit safely in 12 consecutive games from June 4 to Aug. 31 (19-for-45, .422)...went 7-for-13 with five doubles, a home run and seven RBI over a three-game stretch from June 4 to 9...was batting .346 with five home runs and 29 RBI in 41 games when he was placed on the temporary inactive list June 14...was reinstated on Aug. 20 and hit .275 with a home run

and nine RBI in 24 games following his return...hit safely in eight straight games from Sept. 9 to 18 (13-for-34, .382) but then went 2-for-20 (.100) over his final five contests.

## CAREER

**2021**—Batted .284/.312/.378/.690 with one home run and nine RBI in 21 games, including 19 starts, during his lone stint with Texas (Aug. 13-Sept. 16), his first big league action...had his contract selected from Triple-A Round Rock on Aug. 13 and went 2-for-4 with a go-ahead three-run home run in his Major League debut that night against Oakland...became just the 10th batter in Texas history to homer in his ML debut...17 of his 19 starts came as the designated hitter, but he also made two starts behind the plate...batted .375 over 10 games in September and was optioned to Round Rock on Sept. 17...posted career highs in nearly every offensive category at Triple-A, slashing .337/.352/.622/.974 with 23 home runs and 74 RBI in 77 games for the Express... had the second-most home runs among Texas farmhands (29-Blaine Crim)...ranked among the Triple-A West's top 10 in HR (t-7th, 23) and RBI (9th, 74), and posted the fourth-highest batting average of any player at Triple-A (min. 300 PA)...named a Texas Organization All-Star by MiLB.com

**2020**—Did not see official game action after the minor league season was canceled due to the pandemic...was not named to the club's Alternate Training Site roster at any point...after the season, he elected free agency on Nov. 1 and was signed by San Diego as a minor league free agent on Nov. 13...after less than a month in the San Diego organization, he returned to the Rangers after being selected by the club in the second round of the Minor League (Triple-A) phase of the Rule 5 Draft on Dec. 10.

**2019**—Made a team-high 68 starts at catcher for High-A Down East...threw out 30-of-74 (40.5%) attempted base stealers.

**2018**—Was named to the South Atlantic League Midseason All-Star team at Single-A Hickory... led the team and tied for eighth in the SAL with 29 doubles...was named a Rangers Organizational All-Star by MiLB.com.

## OAKLAND A'S CLINCHING DATES

Year	Date	Game No.	Opponent	Score	Winner	Loser
1971	September 15	149	at Chicago	3-2	Grant	Wood
1972	September 28	150	Minnesota	8-7	Fingers	LaRoche
1973	September 23	156	at Chicago	10-5	Blue	Wood
1974	September 27	158	Chicago	2-3	Bahnsen	Holtzman
1975	September 24	158	Chicago	13-2	Blue	Jefferson
1988	September 19	151	Minnesota	5-3	Stewart	Toliver
1989	September 27	158	Texas	5-0	Moore	Moyer
1990	September 25	154	at Kansas City	5-0	Stewart	Appier
1992	September 28	156/157	Off Day <sup>1</sup>			
2000	October 1	161	Texas	3-0	Hudson	Glynn
2001	September 23	150	Seattle	7-4	Mulder	Garcia
2002	September 20 (Playoff)	154	Texas	4-2	Mecir	Kolb
	September 26 (Division)	159	at Seattle	5-3 (10)	Koch	Hasegawa
2003	September 23	158	Texas	4-3 (10)	Foulke	Cordero
2006	September 26	157	at Seattle	12-3	Harden	Woods
2012	October 1 (Playoff)	160	Texas	4-3	Parker	Perez
	October 3 (Division)	162	Texas	12-5	Scribner	Holland
2013	September 22	156	Minnesota	11-7	Gray	De Vries
2014	September 28	162	at Texas	4-0	Gray	Martinez
2018	September 24	157	at Seattle	7-3	Buchter	Armstrong
2019	September 27	160	at Seattle	3-4	Warren	Hendriks
2020	September 18 (Playoff)	51	San Francisco	6-0	Bassitt	Webb
	September 21 (Division)	53/54	Off Day <sup>2</sup>			

<sup>1</sup>Chicago defeated 2nd place Minnesota on the A's off day.

<sup>2</sup>Seattle defeated 2nd place Houston on the A's off day.

**2017**—Combined to bat .323 with four home runs and 25 RBI in 54 games with Hickory and Short-Season Spokane...was promoted to Hickory on July 5.

**2016**—Was named to the Arizona League Postseason All-Star team with the Rookie level Rangers...tied for the league lead with 62 hits and ranked among the circuit leaders in batting average (3rd, .343), total bases (6th, 81), OPS (6th, .830), and OBP (7th, .382).

**2015**—Returned to the Rangers Dominican Summer League squad for the second consecutive season and hit .272 with a home run and 24 RBI in 63 games.

**2014**—Hit .273 with 29 RBI in 50 games for the Rangers affiliate in the Dominican Summer League in his professional debut.

## PERSONAL/MISCELLANEOUS

Yohel Enrique Pozo...he and his wife, Paola, have a son named Paul.

### LIFETIME PLAYING RECORD

Year	Club	AVG.	G	AB	R	H	2B	3B	HR	RBI	SH	SF	HP	BB	SO	SB	CS	OBP	SLG	E
2014	DSL Rangers1	.273	50	198	22	54	12	0	0	29	2	3	7	11	18	1	0	.329	.333	6
2015	DSL Rangers1	.272	53	195	23	53	13	0	1	24	0	3	3	17	15	4	3	.335	.354	1
2016	AZL Rangers	.343	48	181	25	62	12	2	1	22	0	4	1	13	10	1	0	.382	.448	6
2017	Spokane	.288	15	59	11	17	7	0	2	10	0	1	0	1	3	0	0	.295	.508	3
	Hickory	.338	39	142	19	48	8	2	2	15	0	0	1	7	8	0	0	.373	.465	3
2018	Hickory	.264	117	428	45	113	29	2	10	49	0	5	5	27	50	0	0	.312	.411	5
2019	Down East	.246	107	395	43	97	17	0	9	43	0	6	3	15	38	6	2	.274	.357	9
2020																				
2021	Round Rock	.337	77	315	46	106	17	2	23	74	0	1	1	7	42	0	0	.352	.622	7
	TEXAS	.284	21	74	8	21	4	0	1	9	0	0	0	3	10	0	0	.312	.378	0
2022	Round Rock	.320	65	253	37	81	21	0	6	38	0	1	2	11	32	0	1	.352	.474	7
	<b>Major League Totals</b>	<b>.284</b>	<b>21</b>	<b>74</b>	<b>8</b>	<b>21</b>	<b>4</b>	<b>0</b>	<b>1</b>	<b>9</b>	<b>0</b>	<b>0</b>	<b>0</b>	<b>3</b>	<b>10</b>	<b>0</b>	<b>0</b>	<b>.312</b>	<b>.378</b>	<b>0</b>
	<b>Minor League Totals</b>	<b>.291</b>	<b>571</b>	<b>2166</b>	<b>271</b>	<b>631</b>	<b>136</b>	<b>8</b>	<b>54</b>	<b>304</b>	<b>2</b>	<b>24</b>	<b>23</b>	<b>109</b>	<b>216</b>	<b>12</b>	<b>6</b>	<b>.329</b>	<b>.436</b>	<b>47</b>

### CAREER TRANSACTIONS

**2013** — Signed by the Texas Rangers as a non-drafted free agent, August 17. **2020** — Elected free agency, November 1; signed by the San Diego Padres to a minor league contract, November 13. Selected by the Texas Rangers in the minor league portion of the Rule 5 draft, December 10. **2021** — Elected free agency (contract non-tender), November 30; re-signed by Texas to a minor league contract, December 1. **2022** — On temporary inactive list, June 14 to August 20. Elected free agency, November 10; signed by the Oakland Athletics to a minor league contract, December 9.

### POZO'S CAREER BESTS

Hits: 3, September 11, 2021 at Oakland  
 Home Runs: 1, August 13, 2021 vs. Oakland  
 Runs Batted In: 3, August 13, 2021 vs. Oakland  
 Stolen Bases: None  
 Hitting Streak: 6, August 27 to September 6, 2021  
 Hitless Streak (At Bats): 12, August 14 to 18, 2021  
 Game Ending RBI: None  
 Grand Slams: None  
 Pinch-Hit Home Runs: None  
 Inside-The-Park Home Runs: None  
 Lead Off Home Runs: None

## RIGHT-HANDED PITCHER

Height/Weight: 5-10 / 179

Bats/Throws: Right / Right

Birthdate: August 31, 1989

Opening Day Age: 33

Birthplace/Resides: Plano, Texas / The Woodlands, Texas

Major League Service: 4 years, 55 days

Obtained: Signed to a minor league contract, March 14, 2022

Contract Status: First year of a one-year contract through 2023

 [Updated Stats](#)

## NON-ROSTER INVITEE

## CAREER HIGHLIGHTS

Has spent parts of five seasons in the majors with Tampa Bay (2017-19), Houston (2021), Miami (2021) and Oakland (2022) and is 12-10 with six saves and a 4.70 ERA in 112 games, including 11 starts...was originally drafted by the Rays in the ninth round in 2013 and is 36-34 with a 3.47 ERA in 162 games, including 104 starts, in eight seasons in the minors...has walked just 129 batters in 674.0 innings (1.72 per nine innings)...was named the Most Valuable Player at Triple-A Durham in 2016 and was also an International League Midseason All-Star that year.

## 2022 HIGHLIGHTS

- Began the year at Triple-A Las Vegas but spent most of the season with the A's where he was 0-1 with a save, a 4.23 ERA and .698 opponents OPS in a career-high 39 appearances, including one start, over two stints.
- The OPS was the lowest of his career, as was his .226 opponents batting average and .259 on-base percentage...yielded a career-high tying 11 home runs.
- Walked just nine batters in 55.1 innings (1.46 per nine innings) and struck out 38 for a career-best strikeout-to-walk ratio of 4.22.
- His opponents batting average broke down to .203 (17-for-79) with a .675 opponents OPS against left-handed hitters compared to .241 (32-for-133) with a .710 opponents OPS against right-handers.
- Allowed a .325 batting average with runners in scoring position and now has a .301 career opponents average with RISP.
- Posted a 5.09 ERA and .776 opponents OPS in 15 games before the All-Star Break, a 3.62 ERA and .639 OPS in 24 outings after the break
- Allowed 5-of-12 (41.7%) inherited runners to score...first batters faced were 7-for-35 (.200) with two walks and a hit by pitch (.263 on-base percentage).
- Had a 0.67 ERA in 20 games on one or two days rest, a 7.62 ERA in his other appearances...his career splits are 2.17 on one or two days rest, 5.49 in all other contests.
- Compiled a 3.03 ERA in Oakland, a 5.96 ERA on the road.
- Yielded 16 of his 29 runs in the seventh inning for an 11.91 ERA...had a 2.25 ERA in all other innings.
- Tossed at least two innings in 10 of his 39 appearances.
- Went 1-0 with a save, a 3.27 ERA and .599 opponents OPS in 12 relief appearances with Las Vegas.
- Struck out 20 batters in 22.0 innings and walked just two (0.82 per nine innings)...did not surrender a home run.
- Allowed a .238 opponents batting average, which broke down to .200 (7-for-35) with a .492 OPS against left-handed hitters compared to .265 (13-for-49) with a .676 OPS against right-handers.
- Allowed 1-of-5 (20.0%) inherited runners to score and first batters faced were 3-for-11 (.273) with a hit by pitch.
- **DAY-BY-DAY:** Picked up the win in his first outing with Las Vegas on April 5 against Reno and had the save in his third appearance on April 13 at Salt Lake...had a 0.00 ERA over his first three appearances...then allowed nine runs over his next seven games for a 5.54 ERA...had

minor league season highs in innings (3.0) and strikeouts (4) on May 14 against Salt Lake... had back-to-back scoreless appearances on May 19 at Reno (2.1 ip) and May 24 at Tacoma (2.0 ip) and was selected by Oakland on May 28...did not allow a run in eight of his first 10 appearances with the A's...had a 4.72 ERA over that span as he allowed a season-high four runs on June 8 at Atlanta and June 21 against Seattle...allowed back-to-back-to-back home runs in the contest against the Mariners (Rodriguez, Winker, Suarez)...became the first A's reliever to yield three straight home runs since Keith Foulke on Sept. 18, 2008 against Los Angeles (AL)... had season highs in runs (4) and hits (4) that day against the Mariners...had his longest outing as a reliever on July 3 at Seattle when he allowed one run in 4.1 innings and struck out a season-high six...matched his season high with four runs on four hits in 3.0 innings of relief on July 10 against Houston...walked a career-high tying three batters that day, his only outing with more than one walk...that gave him a 5.32 ERA over his first 14 games...then had a 2.08 ERA and .188 opponents batting average over his next seven games from July 12 to Aug. 6... did not walk a batter over an 11-game stretch from Aug. 21 to Sept. 30 (16.2 ip)...recorded the final two outs of the A's 5-3 win over Seattle on Aug. 21 for the save...it came in his 100th career appearance and it was his first save since Sept. 30, 2018 with Tampa Bay against Toronto...had a 4.78 ERA in 27 appearances when he was designated for assignment on Aug. 22...was outrighted to Las Vegas on Aug. 24 but did not appear in game before he was selected by Oakland on Aug. 27...spent the remainder of the season with the A's, logging a 3.06 ERA over his final 12 games...made a spot start on Sept. 9 against Chicago (AL) and tossed 5.0 scoreless and hitless innings (0 bb, 2 so)...it was his first start since Sept. 5, 2019 with Tampa Bay against Toronto...faced 17 batters and allowed two baserunners, both on errors...had a no decision...left with a 3-0 lead but the bullpen allowed five runs in the ninth inning for the loss.

## CAREER

**2021**—Pitched for five different teams in two organizations after spending the first two and one-half months of the season on the injured list...combined to go 0-1 with a 3.68 ERA in six relief appearances with Houston and Miami...was also 2-2 with a 5.03 ERA in 15 games, including four starts, with Single-A Fayetteville and Triple-A Sugar Land and Jacksonville...did not walk a batter in 7.1 innings in his six big league appearances...allowed a .250 opponent batting average, which broke down to .167 against right-handed hitters compared to .400 against left-handers... yielded a .286 average and both of his home runs with the bases empty, .143 with runners on... stranded his only inherited runner and first batters faced were 1-for-6 (.167)...had a .269 opponents batting average at his minor league stops, including .242 against left-handed hitters and .289 with both of his home runs against right-handers...opponents hit .306 with the bases empty, .207 with runners on...allowed a .211 batting average with runners in scoring position... stranded his only inherited runner and first batters faced were 6-for-11 (.545)...began the season on the Houston 10-day injured list with a right elbow inflammation...was sent to Single-A Fayetteville on a rehab assignment on June 15 and had two losses in two starts (2.1 ip, 5 h, 4 r, 3 er, 1 bb, 1 so) before he was sent to Triple-A Sugar Land on June 27...went 1-0 with a 3.68 ERA in five games, including two starts, with the Space Cowboys before he was reinstated from the IL on July 16...did not allow a run in his final four rehab appearances (7.0 ip, 5 h, 5 so)...had a loss in two relief appearances with the Astros (2.2 ip, 3 h, 2 r, 2 er, 1 so, 2 hr) before he was designated for assignment July 28...was traded that day to Miami with minor league outfielder Bryan De La Cruz for pitcher Yimi Garcia and posted a 1.93 ERA in four relief appearances over two stints with the Marlins...made his first appearance with Miami on July 30 against New York (AL) and tossed a scoreless inning of relief...was designated for assignment on Aug. 5 and outrighted to Triple-A Jacksonville on Aug. 7...made three relief appearances (3.2 ip, 2 h, 2 r, 1 er, 4 so) before he returned to Miami on Aug. 20...pitched in three more games for the Marlins (3.2 ip, 3 h, 1 r, 1 er, 4 so) and was designated for assignment again on Sept. 2...was outrighted to Jacksonville Sept. 5 and finished the season at Triple-A.

**2020**—Pitched three times for the Astros in Spring Training, posting a 2.00 ERA prior to the Covid-19 shut down...returned to the club in Summer Camp but was unable to throw due to right elbow soreness...began the season rehabbing at the Astros alternate training site before being shut down...underwent surgery in September to repair a hairline fracture in his right elbow.

**2019**—Appeared in 14 games with the Rays, including two starts...recorded a 4.40 ERA with 39 strikeouts and a 1.26 WHIP...posted a 0.87 ERA in his two starts, which came in consecutive appearances in August and September.

**2018**—Made 23 appearances over five stints with the Rays, which included a spot on the Opening Day roster...made three outings, including two starts, in the International League postseason, helping Triple A Durham win the Governors' Cup title...while with the Rays, pitched mainly as a long reliever...made 11 relief appearances of at least 3.0 innings...had six relief outings of at least 4.0 innings and five relief games of at least 5.0 innings...recorded four saves, including three saves of 3.0 innings or more.

**2017**—Made 30 appearances, including eight starts, over three stints with the Rays and made his first Opening Day roster...went 2-3 with a 4.19 ERA and .245 opponent average in his eight starts, compared to a 5-2 record with a 6.53 ERA and .350 opponent average in 22 relief outings...his seven wins ranked fifth among American League rookies...his five wins in relief marked the third-highest total among rookies in Rays history...became the fourth pitcher in club history to make his MLB debut on Opening Day, joining Ruddy Lugo (2006), Jason Childers (2006) and Seth McClung (2003).

**2016**—Named the Most Valuable Player for Triple-A Durham by the Rays Baseball Operations department...spent the entire season with the Bulls, recording a minor league career-best 28 starts, 162.2 innings and 149 strikeouts...his 149 strikeouts ranked second in the International League...also ranked among International League leaders in starts (tied for first), innings (4th), and WHIP (4th)...named an International League Midseason All-Star.

**2015**—Made 26 starts with Double-A Montgomery and led the Southern League with 160 innings pitched...ranked fifth with a 3.09 ERA...lost his only postseason start (6.0 ip, 7 h, 4 r, 3 er, 1 bb, 6 so).

**2014**—His 147 innings pitched with Single-A Charlotte ranked fifth in the Florida State League.

**2013**—Began his professional career with Short-A Hudson Valley before he was promoted to Single-A Bowling Green on July 12...posted a 1.53 ERA between the two levels.

## **PERSONAL/MISCELLANEOUS**

Austin Daniel Pruitt was originally signed by Rays scout Pat Murphy...graduated from College Park HS in The Woodlands, Texas...had his No. 1 jersey retired by College Park in 2017...started his collegiate career at Navarro JC in Texas...was a member of the 2011 National JUCO World Series championship team and led the nation with a 0.81 ERA...transferred to the University of Houston, where he earned Conference USA Second Team honors in 2013



## LIFETIME PITCHING RECORD

Year	Club	W	L	ERA	G	GS	CG	SHO	SV	IP	H	R	ER	HR	HB	BB	IBB	SO	WP	BK
2013	Hudson Valley	0	1	1.14	5	5	0	0	0	23.2	19	6	3	0	2	2	0	15	0	0
	Bowling Green	0	2	1.71	9	2	0	0	1	26.1	17	6	5	3	0	3	0	24	2	0
2014	Charlotte	9	7	3.73	26	25	0	0	0	147.0	144	70	61	12	1	31	0	106	9	1
2015	Montgomery	10	7	3.09	26	26	2	1	0	160.0	160	60	55	3	5	38	0	122	7	0
2016	Durham	8	11	3.76	28	28	2	0	0	162.2	166	73	68	21	1	27	0	149	6	0
	Durham	0	1	2.55	9	4	0	0	1	24.2	17	9	7	2	1	2	0	33	0	0
2017	TAMPA BAY	7	5	5.31	30	8	0	0	1	83.0	103	55	49	11	5	22	2	66	4	0
	Durham	3	0	2.95	14	4	0	0	1	39.2	26	14	13	2	0	7	1	49	5	0
2018	TAMPA BAY	2	3	4.65	23	0	0	0	4	69.2	72	40	36	7	1	16	0	42	1	0
	Durham	3	3	5.40	18	6	0	0	0	48.1	61	31	29	9	1	12	0	51	1	0
2019	TAMPA BAY	3	0	4.40	14	2	0	0	0	47.0	47	23	23	7	0	12	2	39	1	0
	HOUSTON	(Injured — Did not pitch)																		
2020	Fayetteville	0	2	11.57	2	2	0	0	0	2.1	5	4	3	0	0	1	0	1	0	0
	Sugar Land	1	0	3.68	5	2	0	0	0	7.1	7	3	3	1	0	1	0	6	0	0
	HOUSTON	0	1	6.75	2	0	0	0	0	2.2	3	2	2	2	1	0	0	1	0	0
	MIAMI	0	0	1.93	4	0	0	0	0	4.2	4	1	1	0	0	0	0	4	0	0
2021	Jacksonville	1	0	4.50	8	0	0	0	0	10.0	9	9	5	1	0	3	0	11	0	0
	Las Vegas	1	0	3.27	12	0	0	0	1	22.0	20	10	8	0	3	2	0	20	0	1
2022	Las Vegas	1	0	3.27	12	0	0	0	1	22.0	20	10	8	0	3	2	0	20	0	1
	OAKLAND	0	1	4.23	39	1	0	0	1	55.1	48	29	26	11	1	9	0	38	0	0
Major League Totals		12	10	4.70	112	11	0	0	6	262.1	277	150	137	38	8	59	4	190	6	0
Minor League Totals		36	34	3.47	162	104	4	1	4	674.0	651	295	260	54	14	129	1	587	30	2

## CAREER TRANSACTIONS

**2013** — Selected by the Tampa Bay Rays organization in the ninth round of the First-Year Player Draft. **2020** — Traded to the Houston Astros for minor league pitcher Peyton Battenfeld and minor league outfielder Cal Stevenson, January 9. On the injured list, July 20 to October 30. **2021** — On the injured list, March 29 to July 15; included rehabilitation assignments to Fayetteville, June 15 to 26, and Sugar Land, June 27 to July 13. Traded to the Miami Marlins with minor league outfielder Bryan De La Cruz for pitcher Yimi Garcia, July 28. Elected free agency, October 4. **2022** — Signed by the Oakland Athletics to a minor league contract, March 14. Elected free agency, November 7. **2023** — Re-signed by Oakland to a minor league contract, January 10.

## PRUITT'S CAREER BESTS

**Low Hit Complete Game:** None

**Innings Pitched:** 7.0 (twice), last: June 7, 2018 vs. Seattle

**Strikeouts:** 7 (twice), last: July 3, 2019 vs. Baltimore

**Pitches:** 107, August 18, 2017 vs. Seattle

**Longest Winning Streak:** 4, June 12, 2018 to September 23, 2019

**Longest Losing Streak:** 3, April 3 to June 7, 2018

**Longest Scoreless Streak:** 9.2, last: August 23 to September 2, 2017



**INFIELDER**

**Height/Weight:** 5-9 / 180

**Bats/Throws:** Right / Right

**Birthdate:** September 5, 1993

**Opening Day Age:** 29

**Birthplace/Resides:** Santo Domingo, Dominican Republic / Santo Domingo, Dominican Republic

**Major League Service:** 1 year, 73 days

**Obtained:** Signed to a minor league contract, November 14, 2022

**Contract Status:** First year of a one-year contract through 2023

[Updated Stats](#)



**NON-ROSTER INVITEE**

**CAREER HIGHLIGHTS**

Has spent parts of four seasons in the majors with Pittsburgh (2018-19) and Milwaukee (2021-22) and is a .238 career hitter with six home runs and 29 RBI in 148 games...was originally signed by the Pirates out of the Dominican on April 5, 2012 and is a .275 career hitter with 66 home runs, 373 RBI and 137 stolen bases in 778 career games as a minor leaguer with the Pirates (2012-19) and Brewers (2021-22) organizations...has seven seasons with 10 or more stolen bases and four with 10 or more home runs.

**2022 HIGHLIGHTS**

- Spent most of the season at Triple-A Nashville where he hit .273 with 11 home runs, 59 RBI and a .787 OPS in 99 games...also went 4-for-15 (.267) in six games over three stints with Milwaukee.
- Had minor league career highs in runs (63), doubles (27) and extra base hits (40), and his home runs and RBI fell one short of his best of 12 home runs and 60 RBI in 2015.
- Ranked seventh in the Brewers farm system in slugging (.439) and doubles, tied for seventh in hits (105), ninth in batting and OPS (.787), tied for ninth in runs and extra base hits and tied for 10th in RBI.
- Batted .273 (72-for-264) with a .784 OPS against right-handed pitchers, .273 (33-for-121) with a .792 OPS against left-handers
- Hit .273 at home, .272 on the road.
- His average improved to .297 with runners in scoring position...was 5-for-11 (.455) with two doubles, two walks and 12 RBI with the bases loaded.
- Batted .251 with six home runs and 33 RBI over innings 1-6, .325 with five home runs and 26 RBI from the seventh inning on.
- Started games at every spot in the order except cleanup...made 30 starts batting fifth and 27 hitting leadoff...hit .301 from the five spot.
- Started games at seven different positions with Nashville (50 at second base, 16 at third base, 13 at shortstop, 10 in left field, seven in right field, one in center field and one at designated hitter)...committed three errors as a second baseman (.986 fielding percentage), three as a shortstop (.954) and one as a left fielder.
- With Milwaukee, he started two games at shortstop and one at third base...also made his professional debut as a pitcher.
- **DAY-BY-DAY:** Got off to a slow start as he hit .192 in 13 games in April...went 1-for-19 over his first six games in May and was batting .155 at the conclusion of play on May 11...had 10 walks over that span for a .277 on-base percentage...then hit .397 with 15 runs, four home runs and 15 RBI over a 14-game stretch from May 14 to June 2...had a streak of 45 consecutive plate appearances without a strikeout from May 19 to June 3...homed in three straight games from May 21-24...went 9-for-13 (.692) with eight runs, a double, three home runs and seven RBI over that span...had a minor league career-high tying four runs scored on the 21st against Louisville and matched his best for hits on the 21st and 24th at Toledo...batted .304 with four home runs, 15 RBI and a .913 OPS in 18 games in May...was hitting .264 in 33 games overall when he was recalled by Milwaukee for the first time on June 3...went 4-for-14 (.286) in four games before he was optioned back to Nashville on June 8...hit .205 (9-for-44) with a home

run and eight RBI in 11 games at Triple-A before he was recalled a second time on June 26... did not play and was sent back to Nashville following the game...went 3-for-20 (.150) over his first five games before reaching base safely in 22 consecutive contests from July 6 to Aug. 10...hit .402 with a .495 on-base percentage over that span...had a season-best eight-game hitting streak from July 9-23 (15-for-34, .441)...finished July with a .354 batting average and a 1.046 OPS...then hit .308 in August...went 4-for-6 with four RBI Aug. 7 at Norfolk, equaling his minor league career best for hits and RBI...recalled for his third stint with the Brewers on Aug. 23 and went 0-for-1 at Los Angeles (NL) that day...then made his professional debut as a pitcher the next day against the Dodgers in the Brewers 12-6 loss...retired the side in order in the eighth inning...that would be his last game action with Milwaukee before he was optioned to Nashville Aug. 26...hit .243 over his final 18 games...went 1-for-2 with a walk in one postseason game against Durham on Oct. 1...played for Licey in the Dominican Winter League and hit .214 with a .353 on-base percentage and four RBI in nine games.

## CAREER

**2021**—Signed as a free agent with Milwaukee on Jan. 7 and batted .256 with one home run and three RBI in 53 games...made 16 starts (12 at third base, two at shortstop, two at second base... had six stints with the team (April 26-May 21, June 4-17, June 28-29, July 2-15, July /27-Aug. 1 and Aug. 24-Sept. 21)...his lone home run came on Sept. 5 vs. St. Louis, a solo shot off Jon Lester... also hit .226 with four home runs and 20 RBI in 34 games at Triple-A Nashville.

**2020**—Did not play after he was suspended by Major League Baseball for 80 games on Feb. 19... tested positive for a performance-enhancing substance in violation of the Joint Drug Prevention and Treatment Program...his full suspension was served in 2020 despite a 60-game schedule.

**2019**—Batted .203 with two home runs and 19 RBI in 71 games with Pittsburgh...made 28 starts (12 in left field, seven in right field, five in center field, three at second base, one at third base)... made his first career Opening Day roster...notched his first career pinch-hit home run on Aug. 5 vs. Milwaukee with a two-run shot off Jordan Lyles...recorded three-hit games on Sept. 13 at Chicago (NL) and Sept. 26 vs. Chicago (NL)...also hit .286 with 10 home runs and 30 RBI in 51 games at Triple-A Indianapolis.

**2018**—Batted .293 with three home runs and seven RBI in 18 games with Pittsburgh...made 13 starts (seven in right field, four in left field, two at third base)...made his Major League debut on Sept.. 2 at Atlanta and flied out as a pinch-hitter...collected his first ML hit on Sept. 4 vs. Cincinnati with a single off Cody Reed...belted his first ML home run on Sept. 14 at Milwaukee with a solo shot off Gio Gonzalez...hit .284 with eight home runs, 41 RBI and 16 stolen bases in 122 games between Double-A Altoona (12 games) and Triple-A Indianapolis (110 games).

**2017**—Spent entire season with Double-A Altoona...led the team in stolen bases and tied for fifth in the Eastern League in that department...also finished tied for seventh among Pirates minor leaguers in runs scored and 10th in hits and home runs...went 3-for-6 with a double, two home runs and three RBI on July 15 vs. Bowie...his second blast was a walkoff homer in the 13th inning...hit a solo home run in series-clinching win in Game Three of the Western Division Series on Sept. 9 vs. Bowie...was named a Pirates Organizational All-Star by MiLB.com

**2016**—Spent the entire season with Single-A Bradenton and hit .265 with five home runs and 45 RBI in 89 games...also stole 13 bases...had a .318 batting average with runners in scoring position...started 34 games at shortstop, 33 at second base, 13 at designated hitter and five in center field...batted .410 with a 1.068 OPS in 20 games in August.

**2015**—Batted .268 with a minor league career-high 12 home runs and a career-high 60 RBI in 108 games with Single-A West Virginia...also stole a career-high 27 bases, which ranked fourth in the Pirates farm system

**2014**—Began the year in extended Spring Training and was assigned to Short-Season Bristol in June...hit .272 with two home runs and 16 RBI in 46 games...started 32 games at second base, nine at shortstop and four at designated hitter...hit .452 in 11 games in August

**2013**—Hit .304 with three home runs and 28 RBI in 52 games in his second consecutive season in the Dominican Summer League...the batting average was his best as a minor leaguer...had more walks (23) than strikeouts (21) for the second consecutive season.

**2012**—Played for both of the Pirates affiliates in the Dominican Summer League and hit .284 with a home run and 23 RBI in 59 games in his professional debut...finished with more walks (23) than strikeouts (12)...also stole 18 bases.

## PERSONAL/MISCELLANEOUS

Pablo Israel Reyes was originally signed by Pirates scouts Rene Gayo and Juan Mercado...is married, Annie...the couple has a daughter named Maisy...his younger brother, Samuel, is a pitcher in the Cubs organization.

		LIFETIME PLAYING RECORD																			
Year	Club	AVG.	G	AB	R	H	2B	3B	HR	RBI	SH	SF	HP	BB	SO	SB	CS	OBP	SLG	E	
2012	DSL Pirates2	.293	42	123	24	36	11	0	1	15	5	1	0	15	7	15	5	.367	.407	9	
	DSL Pirates1	.267	17	60	9	16	7	0	0	8	1	0	2	8	5	3	2	.371	.383	5	
2013	DSL Pirates1	.304	52	184	27	56	8	3	3	28	4	3	0	23	21	15	4	.376	.429	12	
2014	Bristol	.272	46	180	30	49	9	1	2	16	1	2	3	25	31	5	5	.367	.367	8	
2015	West Virginia	.268	108	388	61	104	24	3	12	60	18	5	3	45	63	27	10	.345	.438	12	
2016	Bradenton	.265	89	306	41	81	20	1	5	45	6	5	1	37	47	13	8	.341	.386	10	
2017	Altoona	.274	115	420	62	115	21	3	10	50	5	3	4	51	70	21	14	.356	.410	6	
2018	Altoona	.244	12	45	3	11	3	0	0	5	0	0	0	4	5	3	0	.306	.311	1	
	Indianapolis	.289	110	356	52	103	20	4	8	36	8	4	2	28	71	13	7	.341	.435	5	
	PITTSBURGH	.293	18	58	9	17	2	0	3	7	0	0	0	5	11	0	1	.349	.483	2	
2019	PITTSBURGH	.203	71	143	18	29	7	2	2	19	0	0	1	13	36	1	1	.274	.322	2	
2019	Indianapolis	.286	51	175	22	50	15	0	10	30	1	0	2	13	37	5	3	.342	.543	6	
2019	West Virginia	.300	3	10	1	3	1	0	0	1	0	0	1	1	1	1	0	.417	.400	0	
2020																					
2021	MILWAUKEE	.256	53	78	12	20	5	0	1	3	0	0	0	9	15	4	0	.333	.359	1	
	Nashville	.226	34	133	26	30	7	0	4	20	0	4	1	15	24	1	3	.301	.368	7	
2022	Nashville	.273	99	385	63	105	27	2	11	59	1	1	6	39	67	15	7	.348	.439	7	
	MILWAUKEE	.267	6	15	1	4	0	0	0	0	0	0	0	1	2	0	0	.313	.267	1	
	<b>Major League Totals</b>	<b>.238</b>	<b>148</b>	<b>294</b>	<b>40</b>	<b>70</b>	<b>14</b>	<b>2</b>	<b>6</b>	<b>29</b>	<b>0</b>	<b>0</b>	<b>1</b>	<b>28</b>	<b>64</b>	<b>5</b>	<b>2</b>	<b>.307</b>	<b>.361</b>	<b>6</b>	
	<b>Minor League Totals</b>	<b>.275</b>	<b>778</b>	<b>2765</b>	<b>421</b>	<b>759</b>	<b>173</b>	<b>17</b>	<b>66</b>	<b>373</b>	<b>50</b>	<b>28</b>	<b>25</b>	<b>304</b>	<b>449</b>	<b>137</b>	<b>68</b>	<b>.348</b>	<b>.421</b>	<b>88</b>	

		LIFETIME PITCHING RECORD																			
Year	Club	W	L	ERA	G	GS	CG	SHO	SV	IP	H	R	ER	HR	HB	BB	IBB	SO	WP	BK	
2022	MILWAUKEE	0	0	0.00	1	0	0	0	0	1.0	0	0	0	0	0	0	0	0	0	0	

## CAREER TRANSACTIONS

**2012** — Signed by the Pittsburgh Pirates organization as a non-drafted free agent, April 5. **2020** — Suspended for violating the Joint Drug Prevention and Treatment Program, February 19; reinstated, October 31. Elected free agency, November 1. **2021** — Signed by the Milwaukee Brewers to a minor league contract, January 7. **2022** — Elected free agency, November 10; signed by the Oakland Athletics to a minor league contract, November 14.

## REYES' CAREER BESTS

**Hits:** 3 (twice), last: September 26, 2019 vs. Chicago (NL)  
**Home Runs:** 1 (six times), last: September 5, 2021 vs. St. Louis  
**Runs Batted In:** 3 (twice), last: September 15, 2019 at Chicago (NL)  
**Stolen Bases:** 1, September 19, 2021 vs. Chicago (NL)  
**Hitting Streak:** 5, September 12 to 19, 2018  
**Hitless Streak (At Bats):** 12 (twice), last: September 5 to 12, 2019  
**Game Ending RBI:** 1, August 23, 2019 vs. Cincinnati (single)  
**Grand Slams:** None  
**Pinch-Hit Home Runs:** 1, August 5, 2019 vs. Milwaukee (Jordan Lyles)  
**Inside-The-Park Home Runs:** None  
**Lead Off Home Runs:** None

**OUTFIELDER****Height/Weight:** 6-4 / 225**Bats/Throws:** Right / Right**Birthdate:** November 1, 1994**Opening Day Age:** 28**Birthplace/Resides:** Germantown, Tennessee / Franklin, Tennessee**Major League Service:** 1 year, 59 days**Obtained:** Claimed off waivers from Kansas City, November 17, 2022**Contract Status:** First year of a one-year contract through 2023[@Brent\\_Rooker19](#) [brent\\_rooker19](#) [Updated Stats](#)**CAREER HIGHLIGHTS**

Has spent parts of each of the last three seasons in the majors with Minnesota (2020-21), San Diego (2022) and Kansas City (2022) and is a .200 career hitter with 10 home runs and 23 RBI in 81 games...has started 41 games in left field, 16 at designated hitter and 11 in right field...also has a .269 average with 102 home runs and 314 RBI in 402 games in five seasons in the minors... was drafted by Minnesota in the 38th round in 2016, did not sign, and ended up as the Twins Compensation Round A selection following the first round of the 2017 draft...was traded to the Padres two days before the start of the 2022 season, was dealt to Kansas City on Aug. 2 and claimed off waivers by the A's on Nov. 17...was ranked as the Twins 12th-best prospect by MLB.com in 2020...named to the Twins organization All-Star team from 2017-19...named the sixth-best prospect in the Twins system by *Baseball America* entering 2019...led the Southern League in RBI in 2018.

**2022 HIGHLIGHTS**

- Was in the Twins organization during the spring, was traded to the Padres prior to the start of the season and was later dealt to Milwaukee at the trading deadline.
- Spent most of the season at Triple-A but also had four stints with San Diego and Kansas City and combined to go 4-for-32 (.125) with two RBI in 16 games.
- Was 3-for-20 (.150) against left-handed pitchers, 1-for-12 (.083) against right-handers.
- Started five games in left field and four at designated hitter...also went 1-for-6 (.167) with a walk as a pinch hitter.
- Also hit .289 with 28 home runs, 87 RBI and a 1.044 OPS in 81 games with El Paso and Omaha.
- Tied for seventh among all Triple-A hitters in home runs, ranked 10th in extra base hits (55) and tied for 10th in RBI.
- Had minor league career highs in batting, slugging (.649), OPS (1.044), home runs and RBI.
- Batted .321 (25-for-78) with an 1.176 OPS against left-handed pitchers compared to .278 (64-for-230) with a .999 OPS against right-handers.
- Hit .311 with runners in scoring position...connected for 19 of his 28 home runs with runners on base...was 3-for-10 (.300) with two grand slams, 17 RBI and four walks with the bases loaded.
- Hit .327 with 19 of his 28 home runs in 42 games in his home ballparks compared to .247 on the road.
- Had a .425 batting average, nine home runs, 24 RBI and a 1.799 OPS in the eighth inning.
- Started 41 games in left field, 22 in right field and 17 at designated hitter...committed three errors, all as a left fielder...had one assist.
- Batted .312 as an outfielder, .190 as the designated hitter...also walked in his only pinch hitting appearance.
- Hit in every spot in the order except seventh and ninth and saw his most action with 42 games hitting cleanup.
- **DAY-BY-DAY:** Was with the Minnesota Twins organization during the spring but was traded to San Diego with Taylor Rogers and cash for Chris Paddock, Emilio Pagan and a PTBNL two days before the start of the season on April 6...was assigned to Triple-A El Paso and hit .272 with 19 home runs and 55 RBI in 61 games with the Chihuahuas...went 5-for-22 (.227) over his first seven games before he was placed on the injured list April 18 with a strained right

rotator cuff...was reinstated on May 10 and hit .270 with seven home runs and 19 RBI over his first 16 games following his return...had two home runs and five RBI May 28 against Sugar Land...it was his fourth career multi-homer game and the RBI were a season-high...stolen two bases in a game for the second time in his career on May 30 at Salt Lake (also July 13, 2018 vs. Montgomery)...was recalled by San Diego on June 3 but did not appear in a game before he was sent back to El Paso the next day...was called up as an additional player on June 11 but did not play before being sent back the same day...hit .338 with 11 doubles, five home runs and 19 RBI over his first 20 games following his return...had his fifth career multi-homer game when he went 3-for-4 with a double, two home runs and three RBI on June 15 against Las Vegas...connected for his first of two grand slams on July 4 at Sugar Land...was recalled by San Diego a third time on July 8 and went 0-for-7 in two games against San Francisco before he was optioned back to El Paso on July 11...went 2-for-4 with two home runs and three RBI in his first game back on July 13 against Round Rock for his sixth career multi-homer game...was 11-for-45 (.244) with five home runs and 12 RBI in 12 games following his option when he was traded to Kansas City for Cam Gallagher on Aug. 2...was assigned to Triple-A Omaha following the trade and batted .338 with nine home runs and 32 RBI in 20 games with the Storm Chasers...hit safely in 10 consecutive minor league games from Aug. 4 to Sept. 16 (15-for-42, .357)...went 9-for-20 (.450) with a double, three home runs and seven RBI over his first five games with Omaha before he was recalled by Kansas City on Aug. 10...had two hits in his Royals debut against the Dodgers on Aug. 13 but then went 2-for-22 (.091) over his next 13 games and was optioned to Omaha on Sept. 9...went 18-for-60 (.300) with six home runs and 25 RBI over his final 15 games...homered in three straight games, Sept. 23 to 26...was named International League Player of the Week for the week ending Sept. 25 after going 9-for-19 (.474) with seven runs, three doubles, three home runs, 11 RBI and five walks in five games... then hit his second grand slam of the season on Sept. 26 at St. Paul.

## CAREER

**2021**—Began the season on Minnesota's Taxi Squad after being optioned from Twins spring training on March 29...was recalled on April 3 when Josh Donaldson went on the injured list... played in just three games for the Twins from April 4-6, going 1-for-11 with one RBI, before he was placed on 10-day injured list with a cervical sprain on April 7...was reinstated on April 20 and played in just five more games with the Twins before he was optioned to Triple-A St. Paul on April 29...walked eight times in a three-game span for the Saints from May 6-8...homered in three-straight games from June 19-22 and finished June with nine home runs in 24 games...went 4-for-6 with a double, three home runs and seven RBI on July 13 vs. Columbus...named Twins minor league Player of the Week on July 18, hitting .308 (8-for-26) with one double, five home runs, 13 RBI and a 1.290 OPS...hit .258 with nine doubles, one triple, 18 home runs, 41 RBI and a .974 OPS in 51 games from June 2-July 31 and was recalled from Triple-A St. Paul on July 23, spending the rest of the season with Minnesota...hit 20 home runs in 62 games overall for the Saints, tied for fourth most among all Twins farmhands...hit the fifth-longest home run by the club on season, a 460-foot shot on July 26 vs. Detroit (off Matt Manning)...recorded first three-hit game on July 27 vs. Detroit, hitting one double and two singles...set a career high with four hits in five at-bats, including one home run and two RBI, on Aug. 13 vs. Tampa Bay...placed on the paternity list from Sept. 13-16 as he and his wife, Allie, had their first child, daughter Blair Evelyn, on Sept. 13...went 2-for-4 with a double, home run and two RBI in his first game back on Sept. 17 at Toronto...played 38 games (35 starts) in left field and eight games (7 starts) in right field...combined to hit .225 with 18 doubles, one triple, 29 home runs, 65 RBI and an .820 OPS in 120 games between St. Paul and Minnesota...hit 23 of his home runs against right-handers and six against lefties...was hit by a pitch nine times, which was second most by a Twins rookie in a single season, trailing only Marty Cordova's 10 in 1995...ranked second among American League rookies in hit by pitches and fifth in the majors.

**2020**—Began the season in the Twins Player Pool in St. Paul...had his contract selected Sept. 4 when Max Kepler went on the injured list...made Major League debut Sept. 4 in Game 1 of a doubleheader against Detroit, going 0-for-1 with a hit-by-pitch, while hitting seventh and starting in left field...recorded his first career RBI in Game 2 of the doubleheader, singling in Jorge Polanco in the third inning off Detroit starter Tyler Alexander...hit his first career home run Sept. 8 at St. Louis, a two-run shot off Daniel Ponce de Leon in the second game of the doubleheader...suffered

a fractured right forearm after being hit by pitch Sept. 12 against Cleveland by Zach Plesac...was placed on the 10-day injured list the next day, ending his season...reached base safely in all seven games played on the season and hit safely in his final six games prior to his IL stint...ranked as the Twins 12th-best prospect by MLB.com.

**2019**—Was an invite to Twins spring training, the first of career...was reassigned to minor league camp March 8 and began the season at Triple-A Rochester...was named Twins minor league Player of the Week June 23, hitting .429 (9-for-21) with two doubles, three home runs, 10 RBI, four walks and a 1.488 OPS for the Red Wings...hit .337 with nine doubles, six home runs, 28 RBI, 27 walks and a 1.120 OPS in 30 June games...was named and International League Midseason All-Star...was placed on the 7-day injured list with a right groin contusion July 14...finished the season playing in two rehab games with the GCL Twins in late August...played all his games defensively in left field (56 games, 55 starts)...hit .312 against right-handed pitching and .203 against left-handed pitching...despite playing in only 65 games, he ranked third on the Red Wings in RBI (47) and fourth in home runs (14) and walks (35)...was named an outfielder on the Twins MiLB.com organization All-Star team...played for Team USA in the WBSC Premier12 in November, hitting .300 (6-for-20) with one double, three home runs, five RBI and three runs scored.

**2018**—Spent the entire season with Double-A Chattanooga...named the Twins minor league Player of the Week for the first of three times on the season May 19, hitting .290 (9-for-31) with two doubles, two home runs and eight RBI in seven games for the Lookouts...earned the honor for the second time on June 9, hitting .400 (10-for-25) with one double, one triple, one home run, six RBI and eight walks in seven games...named as a Southern League All-Star...named Southern League Player of the Week and Twins minor league Player of the Week (3rd on season) July 29, hitting .407 (11-for-27) with two doubles, three home runs, six RBI and six walks in seven games...played 47 games (46 starts) at first base and 44 games (all starts) in left field...led the Lookouts in games (130), hits (128), home runs (22), RBI (79), doubles (32), walks (56) and total bases (234)...led the Southern League in RBI, ranked second in home runs, total bases and hits and fourth in games...named to MiLB.com's Organization All-Star team...named the sixth best prospect in the Twins system by *Baseball America* following the season.

**2017**—Began the season with Rookie-Level Elizabethton...hit two home runs in his first four games with the E-Twins...transferred to High-A Fort Myers July 18...was named Florida State League Player of the Week twice: Aug. 13 and Aug. 27...was named Twins minor league Player of the Week Aug. 12, hitting .348 (8-for-23) with three home runs and 12 RBI in six games...named Twins minor league Player of the Month for August, hitting .341 with four doubles, nine home runs and 31 RBI in 23 games...following the season, was named an MiLB.com organization All-Star.

## PERSONAL/MISCELLANEOUS

Terry Brent Rooker, Jr. was originally signed by Twins scout Derrick Dunbar...his wife, Allie, is an emergency room nurse...has a daughter, Blair Evelyn...graduated of Evangelical Christian School in Germantown, TN...also led ECS to the Division 2-A State Championship Game in football as the starting quarterback...named a 2013 Tennessee Mr. Football finalist after setting 18 school records...also played on the basketball team...played three seasons of baseball at Mississippi State University from 2015-17, hitting .344 with 104 runs scored, 48 doubles, five triples, 36 home runs and 148 RBI in 159 games...won the SEC Triple Crown in 2017 after hitting .387 with 23 home runs and 48 RBI in 67 games and earned SEC Player of the Year and First-Team All-SEC honors.



## LIFETIME PLAYING RECORD

Year	Club	AVG.	G	AB	R	H	2B	3B	HR	RBI	SH	SF	HP	BB	SO	SB	CS	OBP	SLG	E
2017	Elizabethton	.282	22	85	19	24	5	0	7	17	0	2	1	11	21	2	2	.364	.588	0
	Fort Myers	.280	40	143	23	40	6	0	11	35	0	0	3	16	47	0	0	.364	.552	1
2018	Chattanooga	.254	130	503	72	128	32	4	22	79	0	4	5	56	150	6	1	.333	.465	8
2019	GCL Twins	.333	2	6	2	2	0	0	0	0	0	0	0	1	0	0	0	.429	.333	0
	Rochester	.281	65	228	41	64	16	0	14	47	0	1	10	35	95	2	0	.398	.535	1
2020	MINNESOTA	.316	7	19	4	6	2	0	1	5	0	0	2	0	5	0	0	.381	.579	0
2021	St. Paul	.245	62	220	40	54	8	1	20	49	0	3	6	38	80	1	2	.367	.564	1
	MINNESOTA	.201	58	189	25	38	10	0	9	16	0	0	9	15	70	0	0	.291	.397	1
2022	El Paso	.272	61	228	55	62	19	0	19	55	0	2	6	37	78	5	1	.385	.605	2
	SAN DIEGO	.000	2	7	0	0	0	0	0	0	0	0	0	0	4	0	0	.000	.000	0
	Omaha	.338	20	80	16	27	8	0	9	32	0	0	3	9	25	0	1	.424	.775	1
	KANSAS CITY	.160	14	25	1	4	1	0	0	2	0	0	1	3	7	0	0	.276	.200	0
<b>Major League Totals</b>		<b>.200</b>	<b>81</b>	<b>240</b>	<b>30</b>	<b>48</b>	<b>13</b>	<b>0</b>	<b>10</b>	<b>23</b>	<b>0</b>	<b>0</b>	<b>12</b>	<b>18</b>	<b>86</b>	<b>0</b>	<b>0</b>	<b>.289</b>	<b>.379</b>	<b>1</b>
<b>Minor League Totals</b>		<b>.269</b>	<b>402</b>	<b>1493</b>	<b>268</b>	<b>401</b>	<b>94</b>	<b>5</b>	<b>102</b>	<b>314</b>	<b>0</b>	<b>12</b>	<b>34</b>	<b>203</b>	<b>496</b>	<b>16</b>	<b>7</b>	<b>.366</b>	<b>.543</b>	<b>14</b>

## CAREER TRANSACTIONS

**2016** — Selected by the Minnesota Twins organization in the 38th round of the First-Year Player Draft, did not sign. **2017** — Selected by the Minnesota Twins organization in Compensation Round A following the 1st round of the First-Year Player Draft (35th selection overall). **2020** — On the injured list, September 13 to 27. **2021** — On the injured list, April 7 to 19. On paternity list, September 13 to 16. **2022** — Traded to the San Diego Padres with pitcher Taylor Rogers and cash considerations for pitchers Chris Paddack and Emilio Pagan for a player to be named later (minor league pitcher Braylan Medina), April 6. Traded to Kansas City for catcher Cam Gallagher, August 2. Claimed off waivers by the Oakland Athletics, November 17.

## ROOKER'S CAREER BESTS

**Hits:** 4, August 13 2021 vs. Tampa Bay  
**Home Runs:** 1 (10 times), last: September 30, 2021 vs. Detroit  
**Runs Batted In:** 2 (six times), last: September 17, 2021 at Toronto  
**Stolen Bases:** None  
**Hitting Streak:** 6, September 4 to 12, 2020  
**Hitless Streak (At Bats):** 17, August 7 to 11, 2021  
**Game Ending RBI:** None  
**Grand Slams:** None  
**Pinch-Hit Home Runs:** None  
**Inside-The-Park Home Runs:** None  
**Lead Off Home Runs:** None

**RIGHT-HANDED PITCHER****Height/Weight:** 6-2 / 190**Bats/Throws:** Right / Right**Birthdate:** December 30, 1988**Opening Day Age:** 34**Birthplace/Resides:** Neenah, Wisconsin / Neenah, Wisconsin**Major League Service:** 162 days**Obtained:** Signed as a free agent, December 22, 2022**Contract Status:** First year of a one-year contract through 2023 with a club option for 2024 [Updated Stats](#)**CAREER HIGHLIGHTS**

Has pitched in the majors, minors, independent leagues and Korea during a 12-year professional career...compiled a 4-4 record and a 6.33 ERA in 41 games, including one start, in four seasons with the Angels (2014-15), Twins (2017) and Marlins (2018)...spent the last four seasons (2019-22) with the NC Dinos of the KBO and went 53-36 with a 3.06 ERA in 121 starts...struck out 657 and walked just 191 in 732.2 innings...is also 30-36 with two saves and a 4.21 ERA in 156 games, 83 starts, as a minor leaguer and 11-11 with a save and a 3.28 ERA in 38 games, 31 starts, in three seasons with Rockford in the independent Frontier League...led the Dinos to the KBO Championship in 2020...was named an Angels Organizational All-Star in 2014.

**2022 HIGHLIGHTS**

- Went 10-12 with a 2.97 ERA in 31 starts in his fourth season in Korea with the NC Dinos.
- Struck out 194 batters in 193.2 innings...walked just 34 for an average of 1.58 walks per nine innings, which was the lowest mark in the KBO...had a strikeout-to-walk ratio of 5.71.
- Tied for the KBO lead in games started, ranked second in strikeouts, innings pitched and strikeout-to-walk ratio and eighth in ERA...was also third in most hits allowed (184) and tied for fourth in losses and wild pitches (9).
- Had career highs in strikeouts, games started and innings pitched and his ERA was the lowest in his four seasons in the KBO.
- Led the Dinos in starts, strikeouts and innings pitched.

**CAREER**

**2021**—Was 15-10 with a 3.17 ERA in 30 starts with NC...struck out 177 and walked 55 in 178.2 innings for a strikeout-to-walk ratio of 3.22...ranked third in the KBO in wins, strikeouts and innings pitched, tied for fourth in games started and eighth in ERA...led the Dinos in wins, starts, innings pitched and strikeouts.

**2020**—Returned to Korea for the second consecutive season and had the best year of his career, going 19-5 with a 3.05 ERA in 30 starts with NC to lead the Dinos to the KBO Championship...ranked second in the KBO in wins, third in strikeouts (167), fourth in innings pitched (183.0), fifth in ERA and tied for fifth in games started...had career highs in wins, walks (57) and wild pitches (11) and matched his high in hit by pitches (11)...led the Dinos in wins, starts, innings and strikeouts...NC finished first in the regular season and defeated the Doosan Bears 4 games to 2 to win the KBO Championship.

**2019**—Went 9-9 with a 3.05 ERA in 30 starts in his first season in Korea with the NC Dinos...tied for the KBO lead in complete games (2), tied for second in starts and ranked eighth in ERA...led the team in starts, strikeouts (119) and innings pitched (177.1)...hit a career-high 11 batters...the Dinos lost to the LG Twins in the Wild Card round of the playoffs.

**2018**—Spent most of the season with Miami where he went 4-2 with a 4.33 ERA in a career-high 32 relief appearances...had just nine total appearances over his previous three seasons in the majors...had a .254 opponents batting average, which broke down to .253 with a .622 OPS against right-handed hitters compared to .255 with a .790 OPS and both of his home runs against left-

handers...allowed 3-of-20 (15.0%) inherited runners to score and first batters faced were 5-for-30 (.167) with a walk and a hit by pitch...compiled a 1.50 ERA in 17 home games, a 7.27 ERA in 15 contests on the road...however, stranded all 14 of his inherited runners in away games...also posted a 2.52 ERA in 14 relief appearances with Triple-A New Orleans and had two scoreless rehab outings with Single-A Jupiter...had a 2.25 ERA and .269 opponents batting average in 16 minor league appearances overall...did not allow a home run in 25.0 innings...allowed a .233 batting average against left-handed hitters, .295 against right-handers...opponents hit .188 with runners in scoring position...began the season at New Orleans and had a 2.52 ERA and .287 opponents batting average in 14 relief appearances when he was selected by Miami on June 3...had a career-high 7.2-inning scoreless streak from June 29 to Aug. 13...was on the disabled list during the streak from July 9 to Aug. 9 with a strained right groin...had a two-game rehab assignment with Jupiter (3.0 ip, 1 h, 2 so) from Aug. 4-8...had a 3.12 ERA and .190 opponents batting average in 13 relief appearances before going on the DL and a 5.50 ERA and .310 opponents average in 19 games following his return.

**2017**—Spent most of the year with Triple-A Rochester in the Twins system, earning International League Midseason All-Star honors...made 32 appearances, including two starts for the Red Wings...posted a 2-2 record, one save and a 1.54 ERA in the first half...was 0-4 with 3.86 ERA in the second half...did not allow a run in 12 straight appearances (21.1 ip) from May 27-July 15...after allowing a run in six of seven appearances, posting four losses and an 8.74 ERA from July 29-Aug. 17, he rebounded with four scoreless outings (8.1 ip) to end the season...had a brief stint with the Twins from May 5-10, making two relief appearances...tied his career high with five strikeouts on May 6 vs. Boston.

**2016**—Spent the 2016 season in the starting rotation for Triple-A Iowa Cubs and was 7-15 with a 5.92 ERA in 28 starts...held left-handed batters to a .243 average and right-handed hitters to a .342 average...led Iowa in starts, innings pitched (155.0) and strikeouts (116) and tied for second in wins (7).

**2015**—Made the Opening Day roster for Angels and appeared in four games, making first career start on April 14 at Texas (2.2 ip, 6 h, 4 r, 4 er, 4 bb)...had five stints with Los Angeles: Opening Day-April 15, June 7-13, July 31-Aug. 3, Aug. 25-27 and Sept. 1-5...spent the majority of the year with Triple-A Salt Lake, going 5-7 with a 5.69 ERA in 22 starts.

**2014**—Began the season with Double-A Arkansas in Angels' system but also made his Major League debut with the Angels...was selected July 10 and made his debut in relief that night at Texas (1.0 ip, 4 h, 2 r, 2 er, so, hb)...struck out five batters in his second career appearance on Sept. 19 against Texas...finished second in Texas League in strikeouts (140), sixth in innings pitched (148.2) and tied for eighth in wins (10)...was named Texas League Player of the Week for June 2-9 after tossing a complete game shutout against Northwest Arkansas on June 7, allowing just five hits with no walks and six strikeouts...that began a seven-game winning streak through Aug. 1...posted a 2.35 ERA during the streak, which spanned 10 starts...was named a Texas League Mid-season All-Star after going 6-4 with a 2.40 ERA in 15 starts prior to break...allowed an unearned run in 7.0 innings for the win in one postseason start...named to the Angels Organizational All-Star team by MiLB.com.

**2013**—Began the season with Rockford in the independent Frontier League before signing a minor league deal with Angels on Aug. 6...had 2.88 ERA and 101 strikeouts in 15 starts with Rockford...made five starts with Single-A Inland Empire, going 2-2 with a 1.86 ERA, with four walks and 21 strikeouts in 29.0 innings...also made three postseason starts for the 66ers and was 3-0 with a 2.79 ERA.

**2012**—Spent the season in the independent Frontier League with Rockford, going 7-4 with a 3.13 ERA in 22 games, including 15 starts...ranked 12th in the FL in strikeouts (91).

**2011**—Split his first professional season between Single-A Mahoning Valley, Single-A Lake County and the Arizona League Indians in Cleveland's system...combined to go 4-0 with a 2.92 ERA in 22 relief appearances.

## PERSONAL/MISCELLANEOUS

Drew James Rucinski was originally signed by Cleveland scout Junie Melendez...graduated from Tulsa (Okla.) Union High School in 2017 where he won state championships during sophomore and junior years...attended Ohio State University from 2008-11...went 5-3 with a 2.95 ERA as a senior in 2011.

### LIFETIME PITCHING RECORD

Year	Club	W	L	ERA	G	GS	CG	SHO	SV	IP	H	R	ER	HR	HB	BB	IBB	SO	WP	BK
2011	AZL Indians	1	0	4.32	5	0	0	0	0	8.1	8	4	4	0	0	2	0	10	2	0
	Mahoning Valley	2	0	2.84	15	0	0	0	0	25.1	27	9	8	3	5	5	0	30	0	0
	Lake County	1	0	0.00	2	0	0	0	0	3.1	1	0	0	0	1	3	0	7	0	0
	Rockford (Ind.)	0	1	31.50	1	1	0	0	0	2.0	9	7	7	0	1	1	0	0	4	0
2012	Rockford (Ind.)	7	4	3.13	22	15	1	0	1	103.2	96	42	36	26	5	26	0	91	8	0
2013	Rockford (Ind.)	4	6	2.88	15	15	2	0	0	100.0	86	43	32	4	6	27	0	101	5	3
	Inland Empire	2	2	1.86	5	5	0	0	0	29.0	29	11	6	0	1	4	0	21	0	0
2014	Arkansas	10	6	3.15	26	26	2	1	0	148.2	142	61	52	7	6	41	0	140	10	0
	LOS ANGELES (AL)	0	0	4.91	3	0	0	0	0	7.1	9	4	4	0	1	2	0	8	0	0
2015	LOS ANGELES (AL)	0	2	7.71	4	1	0	0	0	7.0	10	6	6	1	1	6	0	4	2	0
	Salt Lake	5	7	5.69	22	22	0	0	0	112.1	141	73	71	21	5	44	0	87	2	0
2016	Iowa	7	15	5.92	28	28	0	0	0	155.0	187	108	102	16	5	43	1	116	7	0
2017	MINNESOTA	0	0	10.38	2	0	0	0	0	4.1	10	5	5	2	0	2	0	5	0	0
	Rochester	2	6	2.57	37	2	0	0	2	63.0	54	21	18	3	1	10	0	57	6	0
2018	Jupiter	0	0	0.00	2	0	0	0	0	3.0	1	0	0	0	0	0	0	2	0	0
	New Orleans	0	0	2.52	14	0	0	0	0	25.0	27	10	7	0	1	6	0	21	2	1
	MIAMI	4	2	4.33	32	0	0	0	0	35.1	34	21	17	2	4	13	4	27	1	0
2019	NC (Korea)	9	9	3.05	30	30	2	0	0	177.1	164	68	60	13	11	45	0	119	7	0
2020	NC (Korea)	19	5	3.05	30	30	0	0	0	183.0	173	67	62	14	11	57	0	167	11	0
2021	NC (Korea)	15	10	3.17	30	30	0	0	0	178.2	160	76	63	12	10	55	0	177	6	2
2022	NC (Korea)	10	12	2.97	31	31	0	0	0	193.2	184	77	64	14	8	34	1	194	9	0
<b>Major League Totals</b>		<b>4</b>	<b>4</b>	<b>5.33</b>	<b>41</b>	<b>1</b>	<b>0</b>	<b>0</b>	<b>0</b>	<b>54.0</b>	<b>63</b>	<b>36</b>	<b>32</b>	<b>5</b>	<b>6</b>	<b>23</b>	<b>4</b>	<b>44</b>	<b>3</b>	<b>0</b>
<b>Minor League Totals</b>		<b>30</b>	<b>36</b>	<b>4.21</b>	<b>156</b>	<b>83</b>	<b>2</b>	<b>1</b>	<b>2</b>	<b>573.0</b>	<b>617</b>	<b>297</b>	<b>268</b>	<b>50</b>	<b>25</b>	<b>158</b>	<b>1</b>	<b>491</b>	<b>29</b>	<b>1</b>
<b>Independent Totals</b>		<b>11</b>	<b>11</b>	<b>3.28</b>	<b>38</b>	<b>31</b>	<b>3</b>	<b>0</b>	<b>1</b>	<b>205.2</b>	<b>191</b>	<b>92</b>	<b>75</b>	<b>13</b>	<b>12</b>	<b>54</b>	<b>0</b>	<b>192</b>	<b>17</b>	<b>3</b>
<b>KBO Totals</b>		<b>53</b>	<b>36</b>	<b>3.06</b>	<b>121</b>	<b>121</b>	<b>2</b>	<b>0</b>	<b>0</b>	<b>732.2</b>	<b>681</b>	<b>288</b>	<b>249</b>	<b>53</b>	<b>40</b>	<b>191</b>	<b>1</b>	<b>657</b>	<b>33</b>	<b>2</b>

### CAREER TRANSACTIONS

**2011** — Signed by the Cleveland Indians organization as a non-drafted free agent, June 16. **2012** — Released, March 28. **2013** — Signed by the Los Angeles Angels to a minor league contract, August 6. **2015** — Elected free agency, November 6; signed by the Chicago Cubs to a minor league contract, November 16. **2016** — Elected free agency, November 7; signed by the Minnesota Twins to a minor league contract, December 9. **2017** — Released, September 5; signed by the Miami Marlins to a minor league contract, November 27. **2018** — On the disabled list, July 9 to August 9; included rehabilitation assignment to Jupiter, August 6 to 9. Elected free agency, October 26. **2022** — Signed by the Oakland Athletics, December 22.

### RUCINSKI' CAREER BESTS

**Low Hit Complete Game:** None  
**Innings Pitched:** 4.0, September 19, 2014 vs. Texas  
**Strikeouts:** 5 (twice), last: May 6, 2017 vs. Boston  
**Pitches:** 77, April 14, 2015 at Texas  
**Longest Winning Streak:** 3, June 24 to July 4, 2018  
**Longest Losing Streak:** 2, April 14 to August 2, 2015  
**Longest Scoreless Streak:** 7.2, June 29 to August 13, 2018

**OUTFIELDER****Height/Weight:** 6-0 / 200**Birthdate:** February 15, 1999**Birthplace/Resides:** Azua, Dominican Republic / Azua, Dominican Republic**Major League Service:** 29 days**Obtained:** Acquired from Milwaukee in a three-team, nine-player trade, December 12, 2022**Contract Status:** First year of a one-year contract through 2023
[@RuizEsteury](#)
[esteuryruiz](#)
[Updated Stats](#)
**CAREER HIGHLIGHTS**

Made his Major League debut in 2022 and went 6-for-35 (.171) in 17 games with San Diego and Milwaukee...is a .285 hitter with 53 home runs, 261 RBI and 243 stolen bases in 521 games over six seasons in the minors...played mostly second base over his first four seasons but has played exclusively in the outfield in two seasons since the pandemic...has played every position except pitcher, catcher and first base in his career...led all of minor league baseball with 85 stolen bases in 2022...led the Midwest League with 49 stolen bases in 2018...was named the Most Valuable Player of the Arizona Rookie League in 2017...was named to the Dominican Summer League Post-season All-Star team in 2016 and the AZL Postseason All-Star team in 2017...was named a MiLB.com Organization All-Star for the Padres in 2017 and 2022...was rated as the fifth-best prospect in the Brewers organization by *Baseball America* following the 2022 season and the A's eight-best following the trade.

**2022 HIGHLIGHTS**

- Made both his Triple-A and Major League debuts in 2022...combined to hit .171 with two RBI and a .452 OPS in 17 games with San Diego (14 games) and Milwaukee (3).
- Was 4-for-21 (.190) against left-handed pitchers, 2-for-14 (.143 against right-handers).
- Had a .250 average with runners in scoring position.
- Started four games in left field, three in center field and two in right field...did not commit an error in 17 games overall in the outfield.
- Was 0-for-3 as a pinch hitter.
- Made four starts batting ninth, three in the eight spot and one each batting sixth and seventh.
- Also combined to hit .332 with 16 home runs, 65 RBI, a .974 OPS and 85 stolen bases in 114 games with Double-A El Paso, Triple-A Nashville and Triple-A San Antonio.
- Led all of minor league baseball in stolen bases, ranked third in hit by pitches (27), tied for third in runs (114) and tied for sixth in sacrifice hits (8)...led all full season minor leaguers in on-base percentage (.447), ranked fourth in batting average and 11th in OPS.
- Had career highs in on-base percentage, runs, hits (145), doubles (33), home runs, RBI, walks (66), stolen bases, extra base hits (51), hit by pitches and sacrifice hits.
- Batted .426 (46-for-108) with a 1.295 OPS against left-handed pitchers compared to .301 (99-for-326) with an .868 OPS against right-handers.
- Hit .336 with the bases empty and .326 with runners on...however, hit .277 with runners in scoring position and was 2-for-14 (.143) with a grand slam with the bases loaded
- Batted .326 or better in every month except July when he spent most of the month in the majors and was just 7-for-29 (.241) in eight games
- Combined for a .361 batting average in his home ballparks where he stole 60 bases in 56 games.
- Went 44-for-78 (.564) with seven doubles, five home runs, 18 RBI and a 1.429 OPS when putting the first pitch in play.
- Started 70 games in center field, 17 in left field and 15 in right field...did not commit an error in 102 games and 236 total chances overall in the outfield...now has a 160-game errorless streak as an outfielder in the minors dating back to his last miscue on May 30, 2021...had four assists, all as a center fielder

- Also hit .357 in 12 starts as the designated hitter
- Batted .325 with a .454 on-base percentage, 82 runs scored and 58 stolen bases in 76 games batting leadoff.
- Was rated as the fifth-best prospect in the Milwaukee organization by *Baseball America* following the season and the A's eight-best following the trade...was listed as the A's sixth-best prospect by MiLB.com.
- **DAY-BY-DAY:** Began the season at Double-A San Antonio where he hit .344 with nine home runs, 37 RBI, 37 stolen bases and a 1.085 OPS in 49 games...ranked second in the Texas League in stolen bases despite spending just two months with the Missions...had a grand slam and a season-high four RBI April 19 at Amarillo...had his best single-month batting average of 2022 when he hit .361 with a .505 on-base percentage and 1.116 OPS in 20 games in April...had his first career two-homer game May 3 at Corpus Christi...went 0-for-1 two days later against the Hooks but walked two times, was hit by a pitch three times and scored a career-high tying five runs...had a 10-game hitting streak from May 11 to 21 and went 18-for-40 (.450) with 11 runs, nine RBI, 11 stolen bases and six multiple hit games during the streak...reached base safely in 40 consecutive minor league games from May 25 to Aug. 4...hit .329 with a .453 on-base percentage over that span...was promoted to El Paso on June 7 and hit .315 with a .935 OPS and 23 stolen bases in 28 games with the Chihuahuas...went 4-for-5 with four runs scored, a double, two home runs and three RBI on June 9 at Albuquerque...it was his second career two-homer game...stole a base in seven consecutive games from June 28 to July 6 (nine stolen bases total)...batted .344 with 20 stolen bases in 23 games in June...was selected by San Diego on July 12 and made his ML debut that day at Colorado, going 2-for-4 with a RBI in a start in center field...singled off Austin Gomber in his first at bat in the second inning for his first big league hit...had a RBI single in the eighth inning for his first RBI...stole his first base July 14 at Colorado...hit safely in each of his first four games through July 15 (5-for-15, .333), but then went 1-for-20 over his final 13 contests...was hitting .222 in 14 games with the Padres when he was traded to Milwaukee on Aug. 1 with Dinelson Lamet, Taylor Rogers and minor leaguer Robert Gasser for Josh Hader...was assigned to Nashville and hit .329 with 25 stolen bases in 37 games overall with the Sounds...had a season-high 17-game hitting streak from Aug. 10 to 28 (25-for-66, .379)...was recalled by Milwaukee on Sept. 1 and went 0-for-8 in three games before he was optioned back to Nashville on Sept. 8...finished the ML portion of his campaign with an 0-for-13 streak...went 20-for-60 (.333) with three home runs, 14 RBI and 15 stolen bases in 15 games with the Sounds following his option...stole a career-high five bases Sept. 14 against Jacksonville...went 1-for-4 in one postseason game...hit .182 with a double and a RBI in 16 games for Toros del Este in the Dominican Winter League.

## CAREER

**2021**—Spent the entire season at Double-A San Antonio where he hit .249 with 10 home runs and 42 RBI in 84 games...stole 36 bases, which tied for second in the Double-A Central...also tied for fifth in sacrifice hits (5)...batted .324 with a .999 OPS against left-handed pitchers compared to .228 with a .664 OPS against right-handers...hit .210 with the bases empty, .309 with runners on...had a .329 average with runners in scoring position...connected for eight of his 10 home runs on the road...after beginning his career as an infielder, he played exclusively in the outfield on defense in 2020...started 32 games in left field, 26 in center field and 20 in right field...committed just one error...batted leadoff 40 times and hit in every spot in the order except third and fourth...went 4-for-4 with a triple and two RBI May 13 at Midland...was 0-for-3 with a walk on May 29 at NW Arkansas but stole a season-high three bases...was hitting .237 with a home run, 14 RBI and a .637 OPS in 34 games when he was placed on the injured list June 14 with a fractured right finger...was reinstated on July 25 and batted .256 with nine home runs, 28 RBI and a .798 OPS in 50 games following his return...had a season-high eight-game hitting streak from Aug. 17 to 25...went 11-for-34 (.324) with nine runs, two doubles, three home runs, four RBI, three walks, three hit by pitches (.425 on-base percentage) and five stolen bases during the streak...hit .292 with five of his 10 home runs in 27 games in August...drove in a season-high four runs Sept. 16 against Corpus Christi...hit .163 in 20 games with Toros Del Este in the Dominican Winter League following the season.

**2020**—Did not play as the minor league season was canceled due to the pandemic.

**2019**—Spent the entire season at Single-A Lake Elsinore and hit .239 with six home runs, 36 RBI and 34 stolen bases in 98 games...ranked third in the California League in stolen bases...batted .259 with all six of his home runs, 33 of his 36 RBI and a .705 OPS against right-handed pitchers compared to .154 with a .455 OPS against left-handers...his average improved to .282 with runners in scoring position...hit .340 during the day...started 73 games at second base, 12 in left field and 12 at designated hitter...also appeared in one game at third base...committed 16 of his 18 errors as a second baseman (.926 fielding percentage)...went 0-for-5 with a career-high five strikeouts April 11 against Inland Empire...stole a season-high three bases April 28 against Inland Empire...hit .295 in 26 games in May with five of his six home runs and 16 of his 36 RBI...was placed on the injured list July 31 with an inflamed left thumb and missed the remainder of the season.

**2018**—Played for Single-A Fort Wayne and batted .253 with 12 home runs and 53 RBI in a career-high 117 games...stole 49 bases, which was the most in the Midwest League and tied for sixth in all of the minor leagues...struck out a career-high 141 times in 493 plate appearances (once per 3.5 plate appearances)...batted .257 with a .721 OPS against right-handed pitchers, .235 with a .759 OPS against left-handers...had a .324 batting average in the eighth inning or later...started 72 games at second base and 16 at third base...made 21 errors as a second baseman (.928 fielding percentage) and four as a third baseman (.826)...also had 26 starts at designated hitter...went 4-for-10 (.400) in three games with Toros Del Este in the Dominican Winter League following the season.

**2017**—Spent the entire season in the Arizona Rookie League, playing in 21 games for the Royals afloat and 31 for the Padres1 squad following a July 24 trade...was named the Arizona League Most Valuable Player after combining to hit .350 with a .997 OPS and a career-high 10 triples in 52 games...led the league in batting, hits (72), doubles (20), triples, extra base hits (34) and total bases (124), ranked second in RBI (39), tied for second in games and at bats (206) and third in runs (39), stolen bases (26), slugging (.602) and OPS...hit .442 when leading off an inning and .343 with runners in scoring position...appeared exclusively at second base on defense (45 starts) and committed 14 errors for a .934 fielding percentage...went 4-for-5 with a home run and a career-high seven RBI on June 30 against the Diamondbacks...was named AZL Player of the Month in July.

**2016**—Made his professional debut with the DSL Royals and ranked among the league leaders in extra base hits (t-3rd, 28), slugging (4th, .512), OPS (6th, .890), doubles (t-6th, 18) and total bases (8th, 111)...was a Dominican Summer League All-Star...was a perfect 5-for-5 with a double on Aug. 9 against the Red Sox.

## PERSONAL/MISCELLANEOUS

Esteyru Ruiz Reyes.

### LIFETIME PLAYING RECORD

Year	Club	AVG.	G	AB	R	H	2B	3B	HR	RBI	SH	SF	HP	BB	SO	SB	CS	OBP	SLG	E
2016	DSL Royals	.313	56	217	44	68	18	5	5	26	3	1	4	19	35	13	10	.378	.512	9
2017	AZL Royals	.419	21	86	22	36	10	6	3	23	0	1	0	4	20	9	0	.440	.779	2
	AZL Padres1	.300	31	120	23	36	10	4	1	16	2	0	3	9	34	17	6	.364	.475	12
2018	Fort Wayne	.253	117	439	63	111	20	5	12	53	6	1	9	38	141	49	11	.324	.403	25
2019	Lake Elsinore	.239	98	339	45	81	18	2	6	36	7	3	5	26	101	34	11	.300	.357	18
2020	(Minor League Season Canceled — Did Not Play)																			
2021	San Antonio	.249	84	309	52	77	16	2	10	42	5	2	9	28	73	36	7	.328	.411	1
2022	San Antonio	.344	49	180	54	62	17	2	9	37	3	2	14	32	40	37	5	.474	.611	0
	El Paso	.315	28	111	30	35	6	0	4	9	2	0	9	20	25	23	4	.457	.477	0
	SAN DIEGO	.222	14	27	1	6	1	1	0	2	0	0	0	0	5	1	2	.222	.333	0
	Nashville	.329	37	146	30	48	10	0	3	19	3	0	4	14	29	25	5	.402	.459	0
	MILWAUKEE	.000	3	8	2	0	0	0	0	0	0	0	1	2	0	0	.111	.000	0	
Major League Totals		.171	17	35	3	6	1	1	0	2	0	0	0	1	7	1	2	.194	.257	0
Minor League Totals		.285	521	1947	363	554	125	26	53	261	31	10	57	190	498	243	59	.363	.457	67



## CAREER TRANSACTIONS

**2015** — Signed as a non-drafted free agent, July 3. **2017** — Traded to the San Diego Padres with pitchers Travis Storm and Matt Strahm and cash considerations for pitchers Ryan Buchter, Trevor Cahill and Brandon Maurer, July 24. **2022** — Traded to the Milwaukee Brewers with pitchers Dinelson Lamet and Taylor Rogers and minor league pitcher Robert Gasser for pitcher Josh Hader, August 1. Traded to the Oakland Athletics as part of a three-team, nine-player deal in which Atlanta traded pitchers Kyle Muller and Freddy Tarnok, catcher Manny Piña and minor league pitcher Royber Salinas to Oakland, Oakland traded catcher Sean Murphy to Atlanta and pitcher Joel Payamps to Milwaukee and Atlanta sent catcher William Contreras and minor league pitcher Justin Yeager to Milwaukee, December 12.

## RUIZ' CAREER BESTS

Hits: 2, July 12, 2022 at Colorado

Home Runs: None

Runs Batted In: 1 (twice), last: July 15, 2022 vs. Arizona

Stolen Bases: 1, July 14, 2022 at Colorado

Hitting Streak: 4, July 12 to 15, 2022

Hitless Streak (At Bats): 13, July 24, 2022 to present

Game Ending RBI: None

Grand Slams: None

Pinch-Hit Home Runs: None

Inside-The-Park Home Runs: None

Lead Off Home Runs: None



**RIGHT-HANDED PITCHER**

**Height/Weight:** 5-10 / 190

**Bats/Throws:** Right / Right

**Birthdate:** March 15, 1994

**Opening Day Age:** 29M

**Birthplace/Resides:** Havana, Cuba / Springs, Texas

**Major League Service:** 48 days

**Obtained:** Signed as a non-drafted free agent, December 22, 2016

**Contract Status:** First year of a one-year contract through 2023

[Updated Stats](#)

**NON-ROSTER INVITEE**

**CAREER HIGHLIGHTS**

Made his Major League debut with Oakland in 2022 and was 0-1 with a 7.11 ERA in 14 relief appearances...was originally signed by the A's as a non-drafted free agent Dec. 22, 2016 after going 24-17 with a 2.55 ERA in 60 games, including 55 starts, in three seasons in Cuba's Serie Nacional...is 20-18 with a 5.07 ERA in 114 games, including 36 starts, in five seasons in the A's farm system.

**2022 HIGHLIGHTS**

- Made his Major League debut in 2022 and was 0-1 with a 7.11 ERA and .981 opponents OPS in 14 relief appearances over two stints with the A's...also compiled a 5-1 record, two saves, a 3.73 ERA and .695 OPS in 31 games with Triple-A Las Vegas.
- Allowed a .361 opponents batting average with the A's, which broke down to .306 (15-for-49) with all four of his home runs and a 1.012 OPS against right-handed hitters compared to .441 (15-for-34) with a .941 OPS against left-handed hitters.
- Had a .412 batting average with the bases empty, .327 with runners on.
- Allowed 2-of-8 (25.0%) inherited runners to score and first batters faced were 6-for-14 (.429).
- Opponents hit .314 with two strikes.
- Held opponents to a .229 average with Las Vegas, which included .190 (12-for-63) with a .540 opponents OPS against left-handed hitters and .255 (24-for-94) with a .797 OPS against right-handers...surrendered four of his five home runs to righties.
- Yielded a .200 batting average with runners in scoring position.
- Allowed 7-of-14 (50.0%) inherited runners to score but first batters faced were 5-for-29 (.172) with two walks (.226 on-base percentage).
- His ERA increased in each of the first four months of the season as he logged a 1.42 ERA in April, 3.86 in May, 5.00 in June and 7.45 in July...then did not allow a run in 9.0 innings in August.
- Compiled a 7.31 ERA in 12 games on one or two days of rest, a 1.52 ERA in 18 outings on three days rest or more.
- Tossed at least one inning in 30 of his 31 appearances, including a season-high 2.0 innings eight times.
- **DAY-BY-DAY:** Won each of his first four decisions with Las Vegas and was 4-0 with a 2.61 ERA and .189 opponents batting average over his first 17 games through June 22...however, walked 12 batters in 20.2 innings over that span for a .302 opponents on-base percentage...struck out a season-high three May 27 at Tacoma (also July 15 vs. Salt Lake)...issued a season-high three walks June 5 against Sacramento...made his 100th career minor league appearance on June 22 against Albuquerque (1.0 ip, 1 bb, 1 so)...allowed a season-high four runs on a season-high four hits in 1.2 innings on June 25 against Albuquerque...that began a stretch from June 25 to July 29 where he yielded at least one run in six of his eight appearances...had an 8.74 ERA and .327 opponents batting average over that span...also surrendered all five of his home runs as a minor leaguer during that stretch...did not allow a run over his first five appearances in August (8.0 ip, 5 h, 1 bb, 7 so) and had a 3.83 ERA in 30 games overall when he was selected by Oakland on Aug. 19...made his ML debut that day against Seattle and allowed four runs on seven hits in 1.2 innings (0 bb, 2 so)...the seven hits matched the most in

Oakland history by a reliever in his debut (Ernie Camacho, May 22, 1980 at Kansas City) and the four runs fell one short of the high of five (Jeff Kaiser, April 11, 1985 at Seattle)...struck out Eugenio Suarez to end the seventh inning for his first strikeout...tossed 2.0 scoreless innings on Aug. 22 against Miami but then allowed three runs on six hits in 2.1 innings on Aug. 25 against New York, giving him a 10.50 ERA over his first three games...struck out a career-high four against the Yankees but was optioned to Las Vegas following the game...made one appearance on Aug. 28 against Sugarland (1.0 ip, 1 bb, 1 so) before he was recalled by Oakland on Aug. 30...spent the remainder of the season with the A's and posted a 5.54 ERA over his final 11 appearances...was tagged with the blown save and loss on Sept. 1 at Washington when he allowed a career-high tying four runs in 0.2 innings...did not allow a run over his next five contests from Sept. 2-18 (7.1 ip, 3 h, 1 bb, 5 so), including Sept. 7 against Atlanta when he tossed a career-high 2.2 scoreless innings...then yielded at least one run in four of his final five appearances (9.00 ERA).

## CAREER

**2021**—Was limited to just eight games due to elbow problems and combined to go 2-0 with a 6.97 ERA and .341 opponents batting average with the A's affiliate in the Arizona Complex League, High-A Lansing and Double-A Midland...struck out 10, walked three and did not surrender a home run in 10.1 innings...began the season on the injured list as he continued his recovery from Dec. 15, 2020 arthroscopic surgery on his right elbow...was reinstated on May 30 and logged a 2.08 ERA in three relief appearances with Midland before going back on the IL June 17 with a right elbow impingement...made one rehab appearance with the A's affiliate in the ACL on July 22 against the Giants-Orange (0.1 ip, 2 h) before he was reinstated on July 31 and assigned to Lansing...had an 11.12 ERA in four games before returning to the IL Aug. 14 with a sprained right elbow...missed the remainder of the season.

**2020**—Did not pitch as the minor league season was canceled due to the pandemic.

**2019**—Split his season between Double-A Midland and Triple-A Las Vegas and combined to go 2-5 with three saves, a 6.49 ERA and .953 opponents OPS in a career-high 38 relief appearances...it was the first time in his career (Cuba or minor league baseball) that he did not make a start...allowed a .338 opponents batting average, which broke down to .322 against right-handed hitters and .363 against left-handers...opponents hit .292 with runners in scoring position...allowed 8-of-16 (50.0%) inherited runners to score and first batters faced were 10-for-34 (.294) with four walks...tossed at least one inning in 36 of his 38 appearances, including two or more 15 times...his season high was 3.0 innings four times...began the year at Midland and logged a 2.38 ERA in six relief appearances before he was promoted to Las Vegas on April 29...was 2-3 with two saves and a 9.08 ERA in 19 relief appearances with the Aviators before he was sent back to the RockHounds on July 11...compiled a 4.43 ERA over his final 13 games...struck out a season-high four batters April 11 vs. Frisco (also May 5 vs. Fresno and June 17 at Memphis)...was credited with his first save as a professional on April 26 against Northwest Arkansas, when he tossed 2.2 scoreless innings of relief in a 7-5 Midland win (2 h, 1 bb, 3 so)...pitched 3.0 innings for his other two saves on May 5 against Fresno and June 10 vs. San Antonio...did not allow an earned run in seven games in August (8.2 ip)...had a 7.2-inning scoreless streak from Aug. 6 to Sept. 2...made one postseason appearance for the RockHounds on Sept. 7 against Amarillo (1.1 ip).

**2018**—Made his Double-A and Triple-A debut in his second season in the A's organization...spent most of the year at Midland where he was 5-9 with a 4.69 ERA in 21 starts...also had a 2½-week mid-season stay with Nashville where he was 1-1 with a 6.75 ERA in three games, including two starts...combined with both clubs to go 6-10 with a 4.89 ERA in 24 games, including 23 starts...tied for third in the Texas League in fewest walks per nine innings (2.53), tied for fourth in innings pitched (121.0), ranked fifth in ERA and tied for eighth in games started...tied for ninth in the A's farm system in innings pitched (134.1)...allowed a .300 opponents batting average, including .288 against right-handed hitters compared to .317 against left-handers...yielded a .193 batting average with runners in scoring position and two outs...yielded one run over a three-start stretch from April 14 to 26, going 2-0 with a 0.52 ERA and a .169 opponents batting average...struck out a season-high six batters May 21 against San Antonio...tossed a season-high 7.2 innings June 2 against Northwest Arkansas and allowed just two runs but had a no decision in a 3-2, 11-inning

loss...was 3-5 with a 4.26 ERA in 13 starts when he was promoted to Nashville June 25...pitched in relief on July 7 against Iowa in a game started by a rehabbing Trevor Cahill...allowed one run in 3.0 innings for the win in the Sounds 5-3 victory...was sent back to Midland July 12...went 0-2 with a 7.50 ERA in two starts before he was placed on the disabled list July 22 with a strained right rotator cuff...was reinstated Aug. 1...tossed a complete game in a 4-3 loss in a seven-inning contest at Northwest Arkansas on Aug. 8...allowed four runs on seven hits and no walks while striking out three in 6.0 innings...combined on an eight-hit shutout in a 5-0 win over Northwest Arkansas on Aug. 14...tossed 7.0 innings and allowed seven of the hits while walking three and striking out five...his effort earned him Texas League Pitcher of the Week honors for the week of Aug. 13-19.

**2017**—Pitched for three different teams in the Oakland farm system and was a combined 5-2 with a 4.37 ERA in 13 games, all starts, with the A's affiliates in the Dominican Summer League and Arizona Rookie League and Single-A Stockton...allowed a .270 batting average, which broke down to .224 against right-handed hitters compared to .327 against left-handers...opponents hit .158 with runners in scoring position and two outs...began the year in the Dominican Republic and went 2-0 with a 0.47 ERA in four starts...came to the United States on June 21...made one start with the A's club in the Arizona Rookie League on June 26 at the Dodgers and took the loss (4.0 ip, 5 h, 5 r, 5 er, 2 bb, 4 so, 11.25 ERA)...was transferred to Stockton June 27 and went 3-1 with a 5.71 ERA in eight starts with the Ports...was suspended by the league from July 25 to Aug. 3 for illegal equipment...was placed on the disabled list Aug. 18 with a strained right elbow and missed the remainder of the season.

## PERSONAL/MISCELLANEOUS

Norge Luis Ruiz (Loyola) was originally signed by JC De La Cruz...ranked sixth in Cuba's Series Nacional in 2012-13 with a 1.97 ERA...was just 18 years old...led the league in strikeouts (94) the following year, ranked second in innings (145.0), tied for second in starts (21) and tied for ninth in wins (8).

### LIFETIME PITCHING RECORD

Year	Club	W	L	ERA	G	GS	CG	SHO	SV	IP	H	R	ER	HR	HB	BB	IBB	SO	WP	BK
2013	Camaguey/Sancti Spiritus (Cuba)	9	4	1.97	21	17	1	1	0	119.0	98	32	26	5	6	41	6	70	5	0
2014	Camaguey/Holguin (Cuba)	8	7	2.48	21	21	2	1	0	145.0	117	50	40	5	13	46	4	94	5	0
2015	Camaguey (Cuba)	4	2	2.37	10	9	0	0	0	64.2	62	19	17	3	1	18	1	49	0	0
	Holguin (Cuba)	3	4	4.53	8	8	0	0	0	45.2	51	27	23	2	0	25	3	36	5	0
2017	DSL Athletics	2	0	0.47	4	4	0	0	0	19.0	9	1	1	0	0	1	0	14	0	0
	AZL Athletics	0	1	11.25	1	1	0	0	0	4.0	5	5	5	0	0	2	0	4	0	0
	Stockton	3	1	5.71	8	8	0	0	0	34.2	47	26	22	4	2	12	0	24	2	0
2018	Midland	5	9	4.69	21	21	1	0	0	121.0	142	66	63	12	10	34	0	76	10	2
	Nashville	1	1	6.75	3	2	0	0	0	13.1	15	11	10	3	0	4	0	10	0	0
2019	Midland	0	2	3.74	19	0	0	0	1	33.2	37	17	14	4	1	9	0	30	2	0
	Las Vegas	2	3	9.08	19	0	0	0	2	35.2	62	39	36	10	4	14	0	24	5	0
2020		(Minor League Season Canceled — Did Not Pitch)																		
2021	ACL A's	0	0	0.00	1	0	0	0	0	0.1	2	0	0	0	0	0	0	0	0	0
	Lancaster	0	0	11.12	4	0	0	0	0	5.2	9	7	7	0	0	2	0	7	0	0
	Midland	2	0	2.08	3	0	0	0	0	4.1	3	1	1	0	1	1	0	3	0	0
2022	Las Vegas	5	1	3.73	31	0	0	0	2	41.0	36	18	17	5	0	16	1	39	2	1
	OAKLAND	0	1	7.11	14	0	0	0	0	19.0	30	16	15	4	2	7	0	18	2	0
	Major League Totals	0	1	7.11	14	0	0	0	0	19.0	30	16	15	4	2	7	0	18	2	0
	Minor League Totals	20	18	5.07	114	36	1	0	5	312.2	367	191	176	38	18	95	1	231	21	3
	Cuba Totals	24	17	2.55	60	55	3	2	0	374.1	328	128	106	15	20	130	14	249	15	0

### CAREER TRANSACTIONS

**2016** — Signed by the Oakland Athletics as a non-drafted free agent, December 22.

## RUIZ' CAREER BESTS

**Low Hit Complete Game:** None

**Innings Pitched:** 2.2, September 7, 2022 vs. Atlanta

**Strikeouts:** 4, August 25, 2022 vs. New York (AL)

**Pitches:** 51, August 25, 2022 vs. New York (AL)

**Longest Winning Streak:** None

**Longest Losing Streak:** 1, September 1, 2022 to present

**Longest Scoreless Streak:** 7.2, September 2 to 22, 2022

**LEFT-HANDED PITCHER****Height/Weight:** 5-11 / 180**Bats/Throws:** Right / Left**Birthdate:** February 19, 1996**Opening Day Age:** 27**Birthplace/Resides:** Plano, Texas / The Woodlands, Texas**Major League Service:** 81 days**Obtained:** Acquired from the New York Yankees with Cooper Bowman, Luis Medina and Ken Waldichuk for Frankie Montas and Lou Trivino, August 1, 2022**Contract Status:** First year of a one-year contract through 2023 [Updated Stats](#)**CAREER HIGHLIGHTS**

Made his Major League debut in 2022 and combined for a 6-3 record and a 3.86 ERA in 17 games, including 11 starts, with the Yankees and A's...was originally selected by Seattle in the 11th round of the 2017 draft, was traded to the Yankees on Nov. 18, 2017 and then dealt to the A's on Aug. 1, 2022...is 17-14 with a 2.84 ERA in 78 games, including 44 starts, in five seasons in the minors...has 346 strikeouts in 282.0 innings, an average of 11.04 per nine innings...has walked just 75 (2.39 per nine innings) for a strikeout-to-walk ratio of 4.61...was tabbed a Mariners Organization All-Star by MiLB.com in 2017.

**2022 HIGHLIGHTS**

- Pitched for four different teams in two organizations and made his Major League debut, combining for a 6-3 record, a 3.86 ERA and .716 opponents OPS in 17 games, including 11 starts.
- Was on the Yankees Opening Day roster and went 3-0 with a 2.05 ERA in seven games, including two starts, over five stints...was traded to the A's with three other players for Frankie Montas and Lou Trivino on Aug. 1...made one start for Triple-A Las Vegas before reporting to Oakland on Aug. 10 and was 3-3 with a 4.69 ERA in 10 games, including nine starts, with the A's.
- His six wins ranked sixth among American League rookies...his 3.86 ERA was fifth lowest among AL rookies with 70 or more innings pitched.
- Combined for a .256 opponents batting average, which broke down to .254 (54-for-213) with a .723 OPS against right-handed hitters compared to .265 (13-for-49) with a .684 OPS against left-handers...yielded 17 of his 20 extra base hits to righties, including all eight of his home runs.
- Opponents hit .256 with the bases empty, .255 with runners on...allowed a .226 average with runners in scoring position.
- Was 5-3 with a 4.27 ERA and .776 opponents OPS in his 11 starts compared to 1-0 with a 2.60 ERA and .501 OPS in six relief appearances...surrendered seven of his eight home runs as a starter.
- Stranded both of his inherited runners in relief and first batters faced were 0-for-5 with a walk.
- Was 4-0 with a 2.31 ERA and .585 opponents OPS in eight games against AL West teams, 2-3 with a 5.81 ERA and .858 OPS in nine games against all other teams.
- Had a 1.64 ERA in the first inning...allowed 10 of his 31 runs in the second inning for a 6.75 ERA...had a 3.64 ERA from the third inning on.
- Combined for a 4-3 record and a 4.25 ERA in 10 games in the Coliseum and Yankee Stadium...was 2-0 with a 3.25 ERA in seven games on the road.
- Allowed three hits or fewer in 10 of his 17 appearances and two runs or fewer 13 times.
- Was 1-1 with a 1.67 ERA in 11 games, including nine starts, with Triple-A Scranton/Wilkes-Barre and allowed one run in 4.2 innings for a no decision in his only start with Las Vegas...combined with both clubs to go 1-1 with a 1.70 ERA and .438 opponents OPS in 12 games, including 10 starts.
- Struck out 60 batters in 47.2 innings (11.33 per nine innings) and walked just seven (1.32 per nine innings) for a strikeout-to-walk ratio of 8.57...yielded just three home runs.

- Had the lowest opponents OPS among Triple-A pitchers with 40 or more innings pitched, the second lowest ERA and on-base percentage (.200), tied for the third lowest slugging percentage (.238) and had the fourth lowest batting average (.163).
- His opponents batting average broke down to .143 (11-for-77) with a .297 OPS against left-handed hitters compared to .179 (17-for-95) with a .551 OPS against right-handers...surrendered all three of his home runs and issued six of his seven walks to righties.
- Allowed a .137 batting average and all three of his home runs with the bases empty, .229 with runners on...opponents hit .162 with runners in scoring position.
- Yielded a .117 batting average with two strikes.
- Opponents hit under .200 from each spot in the order except the eight (.250) and nine (.333) spots.
- Had just two decisions as he tossed fewer than five innings in 10 of his 12 outings...his teams were 5-5 in his starting assignments...allowed four hits or fewer in each of his 12 appearances and yielded one run or fewer nine times...did not walk more than one batter in an outing...surrendered all three of his home runs in one start.
- **DAY-BY-DAY:** Was on the Yankees Opening Day roster and made his Major League debut on April 13 against Toronto (1.0 ip, 1 so)...retired the side in order in the ninth, fanning George Springer for his first career strikeout...was credited with his first ML win on April 16 at Baltimore when he relieved Taillon with two outs in the fifth and the Yankees leading 4-2 (1.0 ip, 2 h, 1 bb, 1 so)...was optioned to Triple-A Scranton/Wilkes-Barre following the game...struck out a minor league season-high eight batters in 3.2 innings on May 10 against Syracuse...tossed 5.2 innings scoreless innings on May 15 against Syracuse for his only Triple-A win...logged 4.2 hitless innings on May 20 at Worcester and was 1-0 with a 0.83 ERA and .147 opponents batting average in six games, four starts, when he was recalled by New York on May 25...made his first Major League start that day against Baltimore and combined with four relievers on a five-hit shutout in the Yankees 2-0 win...tossed 5.0 innings while allowing three of the hits and was sent back to Triple-A following the game...was charged with his only minor league loss on June 2 against Lehigh Valley when he allowed three runs, all unearned, in a 3-2 loss...surrendered all three of his minor league home runs in a no decision against Rochester on June 15...matched his minor league season-best with eight strikeouts on June 21 at Toledo and was 0-1 with a 3.06 ERA in four starts during his second stint with the RailRaiders when the Yankees called on June 28...logged 5.2 scoreless innings in a start and win in the Yankees 2-1 victory over Oakland that day and became just the third pitcher in Yankees history to toss at least 5.0 scoreless innings in each of his first two ML starts, joining Luis Gil (2021) and Slow Joe Doyle (1906)...was sent back to the minors following the game but did not pitch before he was recalled for his fourth stint on July 3...allowed the first three runs of his career over two relief appearances (6.1 ip, 4.26 ERA)...faced Cleveland on July 3 and tossed a scoreless sixth and seventh inning to extend his career-opening scoreless streak to 14.2 innings...the streak ended in the eighth inning when he exited the game with a runner on, who eventually scored...pitched 3.2 innings of relief on July 13 vs. Cincinnati and was optioned following the game...once again, did not pitch before he was recalled as the 27th man for the July 21 doubleheader against Houston...pitched in relief in the second game (3.0 ip, 1 h, 2 r, 2 er, 1 so) and was sent back to Scranton/Wilkes-Barre following the game...made his final appearance in the Yankees organization on July 27 at Rochester and tossed 3.2 scoreless innings (1 h, 1 bb, 5 so)...was traded to Oakland on Aug. 1 with Cooper Bowman, Luis Medina and Ken Waldichuk for Frankie Montas and Lou Trivino...made his only start with Las Vegas Aug. 3 against Reno and had a no decision in the Aviators 7-4 loss...was recalled by Oakland on Aug. 10 and spent the remainder of the season with the A's...tossed 5.0 scoreless innings Aug. 16 at Texas for his first win as an Athletic...extended his career-opening winning streak to five games in a 5-3 win over Seattle on Aug. 21...that made him 5-0 with a 1.93 ERA and .555 opponents OPS over his first 10 career appearances, including five starts...then faced his former team, the Yankees, in his next start on Aug. 26 and was tagged with the first loss of his career in a 3-2 decision in Oakland...had career highs in innings (6.0), hits (8) and walks (4)...that began a season-ending stretch where he went 1-3 with a 6.06 ERA and .874 OPS over his final seven games, including six starts...finished August 2-1 with a 2.53 and .744 opponents OPS in four starts...then went 1-2 with an 8.27 ERA and .950 OPS in five starts in September...logged a career-high tying 6.0 innings on Sept. 2 at Baltimore...allowed a career-high six runs on a career-high tying eight hits in a 14-2 loss to Chicago on Sept. 8...tossed just 2.0 innings, which was his shortest out-



ing as a starter...struck out a career-high seven batters on a career-high 86 pitches in a 4-1 win over Seattle on Sept. 20...allowed a career-high tying six runs on a career-high tying eight hits in 3.2 innings in a 13-4 loss to New York (NL) on Sept. 25...tossed a career-high tying 6.0 scoreless innings in his final start at Seattle on Oct. 1 but had a no decision in the A's 5-1 loss.

## CAREER

**2021**—Went 10-2 with one save and a 3.46 ERA in 25 games, including 18 starts, between Double-A Somerset and Triple-A Scranton/Wilkes-Barre in 2021...tied for second among Yankees farmhands in wins, ranked third in strikeouts (136) and sixth in ERA (min. 100.0 ip)...began the season with Double-A Somerset, going 3-2 with one save and a 4.09 ERA in 15 games, eight starts...was named the Double-A Northeast Pitcher of the Week for the week of May 31-June 6 after going 1-0 with a 0.00 ERA (6.0 ip, 3 h, 1 r, 0 er, 1 bb, 10 so) in two games, one start...was promoted to Triple-A Scranton/Wilkes-Barre on Aug. 3 and went 7-0 with a 2.87 ERA in 10 starts.

**2020**—Did not pitch due to the Covid-19 pandemic.

**2019**—Made 13 appearances, including six starts, with Single-A Tampa, going 4-4 with one save and a 4.07 ERA...struck out 45 and walked 16 in 48.2 innings...surrendered just three home runs.

**2018**—Spent the entire season with Single-A Charleston, going 1-5 with a 2.67 ERA in 11 games, including 10 starts...struck out 54 batters in 54.0 innings and walked just 11.

**2017**—In his professional debut, combined with Short-Season Everett and Single-A Clinton for a 1-2 record, three saves and a 0.65 ERA in 17 relief appearances...struck out 51 in 27.2 innings, an average of 16.59 strikeouts per nine innings...did not allow a home run...was tabbed a Mariners Organization All-Star by MiLB.com...began the season with Everett, going 1-1 with a 1.69 ERA in seven relief appearances...was promoted to Clinton on July 21 and went 0-1 with three saves without allowing an earned run in 10 relief appearances (17.0 ip).

## PERSONAL/MISCELLANEOUS

John Patrick Sears Jr....graduated from Wilson Hall HS (S.C.) in 2014...was named the 2014 SCISA Class 3A Player of the Year...also starred as a defensive back on Wilson Hall's 2013 SCISA Class 3A State Championship football team...attended The Citadel where he was 17-15 with a 3.98 ERA in 46 career appearances, 42 starts, in three seasons...struck out 317 in 253.0 innings...was named the Southern Conference Pitcher of the Year in 2017 and also earned All-America honors from Collegiate Baseball (second team), Baseball America (third team), the ABCA (third team), the NCBWA (third team) and D1Baseball.com (third team)...tied a school record with 20 strikeouts in a two-hit shutout on March 24, 2017 vs. VMI.

### LIFETIME PITCHING RECORD

Year	Club	W	L	ERA	G	GS	CG	SHO	SV	IP	H	R	ER	HR	HB	BB	IBB	SO	WP	BK
2017	Everett	1	1	1.69	7	0	0	0	0	10.2	6	4	2	0	1	3	0	22	1	0
	Clinton	0	1	0.00	10	0	0	0	3	17.0	7	2	0	0	1	9	1	29	0	0
2018	Charleston	1	5	2.67	11	10	0	0	0	54.0	38	19	16	7	5	11	0	54	0	1
2019	Tampa	4	4	4.07	13	6	0	0	1	48.2	41	23	22	3	11	16	0	45	1	0
2020	(Minor League Season Canceled — Did Not Pitch)																			
2021	Somerset	3	2	4.09	15	8	0	0	1	50.2	45	24	23	6	4	18	0	71	1	1
	Scranton/Wilkes-Barre	7	0	2.87	10	10	0	0	0	53.1	41	19	17	5	0	11	0	65	2	0
2022	Scranton/Wilkes-Barre	1	1	1.67	11	9	0	0	0	43.0	24	12	8	3	1	7	0	55	1	0
	NEW YORK (AL)	3	0	2.05	7	2	0	0	0	22.0	14	5	5	1	1	5	0	15	0	0
	Las Vegas	0	0	1.93	1	1	0	0	0	4.2	4	1	1	0	0	0	0	5	0	0
	OAKLAND	3	3	4.69	10	9	0	0	0	48.0	53	26	25	7	1	18	1	36	0	0
<b>Major League Totals</b>		<b>6</b>	<b>3</b>	<b>3.86</b>	<b>17</b>	<b>11</b>	<b>0</b>	<b>0</b>	<b>0</b>	<b>70.0</b>	<b>67</b>	<b>31</b>	<b>30</b>	<b>8</b>	<b>2</b>	<b>23</b>	<b>1</b>	<b>51</b>	<b>0</b>	<b>0</b>
<b>Minor League Totals</b>		<b>17</b>	<b>14</b>	<b>2.84</b>	<b>78</b>	<b>44</b>	<b>0</b>	<b>0</b>	<b>5</b>	<b>282.0</b>	<b>206</b>	<b>104</b>	<b>89</b>	<b>24</b>	<b>23</b>	<b>75</b>	<b>1</b>	<b>346</b>	<b>6</b>	<b>2</b>

### CAREER TRANSACTIONS

**2017** — Selected by the Seattle Mariners organization in the 11th round of the First-Year Player Draft. Traded to the New York Yankees with pitcher Juan Then for pitcher Nick Rumbelow, November 18. **2022** — Traded to the Oakland Athletics with pitcher Luis Medina, minor league pitcher Ken Waldichuk and minor league infielder Cooper Bowman for pitchers Frankie Montas and Lou Trivino, August 1.

## SEARS' CAREER BESTS

**Low Hit Complete Game:** None

**Innings Pitched:** 6.0 (three times), last: October 1, 2022 at Seattle. As reliever: 6.0, October 1, 2022 at Seattle

**Strikeouts:** 7, September 20, 2022 vs. Seattle. As reliever: 6, October 1, 2022 at Seattle

**Pitches:** 86, September 20, 2022 vs. Seattle

**Longest Winning Streak:** 5, April 16 to August 21, 2022

**Longest Losing Streak:** 2, August 26 to September 8, 2022

**Longest Scoreless Streak:** 14.2, April 13 to July 3, 2022

**RIGHT-HANDED PITCHER****Height/Weight:** 6-4 / 227**Bats/Throws:** Right / Right**Birthdate:** June 8, 1995**Opening Day Age:** 27**Birthplace/Resides:** McCalla, Alabama / McCalla, Alabama**Major League Service:** 54 days**Obtained:** Acquired from Colorado for Jeff Criswell, December 6, 2022**Contract Status:** First year of a one-year contract through 2023 [Updated Stats](#)**CAREER HIGHLIGHTS**

Made his Major League debut with Colorado in 2022 and was 0-1 with a 7.50 ERA in 15 relief appearances...began his career in the Miami organization after he was selected by the Marlins in the 11th round of the 2016 draft and was dealt to the Rockies on Aug. 13, 2020...is 15-12 with 40 saves and a 4.01 ERA in 184 appearances over six seasons in the minors...has 243 strikeouts in 217.2 innings (9.96 per nine innings) but has also walked 102 (4.21 per nine innings)...pitched for Salt River in the Arizona Fall League in 2018.

**2022 HIGHLIGHTS**

- Made his Major League debut with Colorado and was 0-1 with a 7.50 ERA and .791 opponents OPS over six stints.
- Held the opposition to a .239 batting average but allowed a .388 on-base percentage.
- Struck out 23 batters in 18.0 innings (11.50 per nine innings) but also walked 15 (7.50 per nine innings).
- Yielded a .190 (8-for-42) batting average and .690 OPS to right-handed hitters compared to .320 (8-for-25) with a .951 OPS against left-handers...surrendered both of his home runs to righties.
- Opponents hit .370 with runners in scoring position...were 4-for-4 with three walks and a grand slam with the bases loaded.
- Allowed 9-of-14 (64.3%) inherited runners to score and first batters faced were 5-for-11 (.455) with four walks (.600 on-base percentage).
- Compiled a 14.73 ERA and .998 OPS in seven day games, a 2.53 ERA and .611 OPS in eight night games.
- Yielded a .128 batting average with two strikes.
- Tossed more than one inning in eight of his 15 appearances.
- Spent the balance of the season with Triple-A Albuquerque where he was 1-2 with a career-high tying 12 saves and a .671 opponents OPS in 32 relief appearances.
- Converted 12-of-14 (85.7%) save opportunities and tied for third in the Pacific Coast League in saves.
- Struck out 40 batters in 35.0 innings and walked 11 for a strikeout-to-walk ratio of 3.63.
- Yielded a career-high tying six home runs.
- Had a .216 opponents batting average, which broke down to .171 (21-for-123) with a .556 OPS against right-handed hitters compared to .319 (22-for-69) with a .994 OPS against left-handers.
- Opponents hit .295 with runners in scoring position and were 4-for-8 (.500) with a home run and three walks with the bases loaded.
- Allowed just 3-of-16 (18.7%) inherited runners to score...first batters faced were 9-for-29 (.310) with three walks.
- Posted a 1.93 ERA and .455 opponents OPS in 16 games at home, a 4.41 ERA and .881 OPS in 16 games on the road.
- Yielded a .134 average with two strikes.
- **DAY-BY-DAY:** Had a 4.15 ERA over his first eight games through April 27 but then had a 10-game, 11.0-inning minor league scoreless streak from April 30 to June 20...did not allow a run in eight minor league games (8.2 ip) in the month of May, converted all six of his save

opportunities and stranded all eight of his inherited runners...had a 1.89 ERA, was 9-for-9 in save chances and stranded 11 of 12 inherited runners in 17 relief appearances when he was selected by Colorado on May 28...made his Major League debut on May 29 at Washington (1.0 ip, 1 so)...entered the game to start the seventh inning with the Rockies trailing 6-3 and retired the side in order, fanning Riley Adams to end the inning for his first strikeout...was optioned to Albuquerque May 31 but returned the next day as an additional player...allowed a career-high six runs on a career-high five hits, two walks and a hit batter in an inning of work June 1 against Miami and was sent back to Albuquerque following the game...pitched just once on June 7 against El Paso (1.0 ip, 2 bb) before he was called up to Colorado a third time on June 12...made one appearance against the Guardians on June 15 (1.1 ip, 1 h, 1 r, 1 er, 2 bb, 1 so) and was optioned to Albuquerque June 19...extended his season-opening minor league streak of consecutive saves converted to 10 on June 23 against Las Vegas...would have just two saves in four chances over his final 12 games with the Isotopes...recalled by the Rockies July 15 but did not pitch before he was sent down the next day...stint number five with Colorado began on Aug. 3 at San Diego when he had a career-high 37 pitches in a career-high 2.0 scoreless and hitless innings (1 bb, 3 so)...that would be his only appearance before he was sent down Aug. 6...did not pitch until Aug. 20 and had three more scoreless outings at Triple-A (3.0 ip) before he was recalled by Colorado on Sept. 1...spent the remainder of the season with the Rockies and logged a 5.68 ERA in 11 relief appearances...struck out a career-high four batters in 1.2 innings on Sept. 28 at San Francisco...issued a career-high three walks in 0.1 innings and was charged with the blown save in a 6-4 loss at Los Angeles (NL) on Oct. 1...allowed three runs on one hit in 1.1 innings for his only big league decision in a 6-1 loss at the Dodgers on Oct. 5.

## CAREER

**2021**—Spent the entire season at Triple-A Albuquerque where he went 2-1 with three saves, a 2.97 ERA and .596 opponents OPS in a career-high 36 relief appearances...held the opposition to a .190 batting average but walked 19 batters in 33.1 innings for a .312 on-base percentage...surrendered just one home run...his opponents batting average broke down to .177 with a .565 OPS against right-handed hitters and .204 with a .632 OPS against left-handers...opponents hit .171 with runners in scoring position and were 0-for-6 with the bases loaded...converted 3-of-5 (60.0%) save opportunities...allowed 2-of-13 (15.4%) inherited runners to score and first batters faced were 6-for-29 (.207) with five walks and a hit by pitch...had a 1.69 ERA in 17 home games, a 4.15 ERA in 19 contests on the road...yielded a .115 batting average with two strikes...tossed 1.0 inning or fewer in all 36 of his appearances, including exactly one inning 30 times...allowed just one earned run over an 18-game span from May 17 to Aug. 14...had a 0.55 ERA and .132 opponents batting average over that stretch...compiled a 1.35 ERA and .143 opponents batting average in eight games in June...had a 2.35 ERA and .173 opponents batting average in 17 relief appearances when he was placed on the injured list June 29 with a strained left oblique...was reinstated on Aug. 6 and posted a 3.50 ERA and .203 opponents average over his final 19 games...compiled a 1.08 ERA and .115 opponents average in nine appearances in September.

**2020**—Began the season in the Miami organization but did not pitch due to the pandemic...was traded to Colorado on Aug. 13 for pitcher Jesus Tinocco and was assigned to the Rockies alternate site.

**2019**—Started the year at Single-A Jupiter and was 1-1 with six saves and a 4.63 ERA in 20 relief appearances when he was moved up to Double-A Jacksonville on June 30...was 2-1 with a 4.42 ERA in 14 games with the Jumbo Shrimp and was a combined 3-2 with six saves, a 4.54 ERA and .219 opponents batting average in 34 relief outings overall...struck out 46 batters in 41.2 innings but also walked 24...his opponents batting average broke down to .181 against right-handed hitters and .286 with all three of his home runs against left-handers...did not allow a run over an 11-game stretch from May 22 to July 2 (12.0 ip).

**2018**—Spent the entire season at Single-A Jupiter and was 5-3 with 12 saves, a 3.57 ERA and .200 opponents batting average in 30 relief appearances...had career highs in wins and saves...held right-handed hitters to a .119 batting average while left-handers hit .273 with both of his home runs...began the season on the disabled list with right shoulder tendinitis...was reinstated

from the DL on May 14 and did not allow a run in his first seven games (10.0 ip)...pitched for Salt River in the Arizona Fall League following the season and was 0-2 with a 7.45 ERA in 10 relief appearances.

**2017**—Spent his first full season at Single-A Greensboro and was 3-2 with seven saves and a career-low 2.93 ERA in 34 relief appearances...struck out a career-high 52 batters in a career-high 46.0 innings and walked 14 for a strikeout-to-walk ratio of 3.71...had a .236 opponents batting average, which broke down to .244 against left-handed hitters and .247 against right-handers...recorded his first career save May 7 against Rome...had a 0.90 ERA in both May and June and then logged a 1.59 ERA in July.

**2016**—Combined for a 1-2 record and an 8.20 ERA in 18 relief appearances in his professional debut with the GCL Marlins at Short-Season Batavia...made three appearances in the GCL before he was moved up to Batavia on July 4...struck out a career-high five batters in 2.2 innings in his final appearance on Sept. 3 against Williamsport.

### PERSONAL/MISCELLANEOUS

Rodney Chad Smith...graduated from McAdory (Ala.) High School...attended Wallace State Community College and the University of Mississippi...is the grandson of Norm Zauchin, who played six seasons in the majors with the Red Sox (1951, 55-57) and Senators (1958-59).

### LIFETIME PITCHING RECORD

Year	Club	W	L	ERA	G	GS	CG	SHO	SV	IP	H	R	ER	HR	HB	BB	IBB	SO	WP	BK	
2016	GCL Marlins	0	0	7.71	3	0	0	0	0	2.1	3	4	2	0	2	0	0	3	0	0	
	Batavia	1	2	8.25	15	0	0	0	0	24.0	41	32	22	3	3	12	0	20	2	0	
2017	Greensboro	3	2	2.93	34	0	0	0	7	46.0	42	20	15	3	0	14	0	52	3	0	
2018	Jupiter	5	3	3.57	30	0	0	0	12	35.1	25	22	14	2	4	22	2	45	5	0	
2019	Jupiter	1	1	4.63	20	0	0	0	6	23.1	15	15	12	0	1	15	1	23	4	0	
	Jacksonville	2	1	4.42	14	0	0	0	0	18.1	19	10	9	3	1	9	1	23	4	0	
2020		(Minor League Season Canceled — Did Not Pitch)																			
2021	Albuquerque	2	1	2.97	36	0	0	0	3	33.1	22	13	11	1	2	19	0	37	5	0	
2022	Albuquerque	1	2	3.09	32	0	0	0	12	35.0	27	13	12	6	0	11	1	40	3	0	
	COLORADO	0	1	7.50	15	0	0	0	0	18.0	16	15	15	2	2	15	0	23	3	0	
<b>Major League Totals</b>		<b>0</b>	<b>1</b>	<b>7.50</b>	<b>15</b>	<b>0</b>	<b>0</b>	<b>0</b>	<b>0</b>	<b>18.0</b>	<b>16</b>	<b>15</b>	<b>15</b>	<b>2</b>	<b>2</b>	<b>15</b>	<b>0</b>	<b>23</b>	<b>3</b>	<b>0</b>	
<b>Minor League Totals</b>		<b>15</b>	<b>12</b>	<b>4.01</b>	<b>184</b>	<b>0</b>	<b>0</b>	<b>0</b>	<b>40</b>	<b>217.2</b>	<b>194</b>	<b>129</b>	<b>97</b>	<b>18</b>	<b>13</b>	<b>102</b>	<b>5</b>	<b>243</b>	<b>26</b>	<b>0</b>	

### CAREER TRANSACTIONS

**2015** — Selected by the Cleveland Indians in the 23rd round of the First-Year Player Draft, did not sign. **2016** — Selected by the Miami Marlins in the 11th round of the First-Year Player Draft. **2020** — Traded to the Colorado Rockies for pitcher Jesus Tinocco, August 13. **2022** — Traded to the Oakland Athletics for minor league pitcher Jeff Criswell, December 6.

### SMITH'S CAREER BESTS

**Low Hit Complete Game:** None  
**Innings Pitched:** 2.0, August 3, 2022 at San Diego  
**Strikeouts:** 4, September 28, 2022 at San Francisco  
**Pitches:** 37, August 3, 2022 at San Diego  
**Longest Winning Streak:** None  
**Longest Losing Streak:** 1, October 5, 2022 to present  
**Longest Scoreless Streak:** 5.0, September 11 to 22, 2022

## INFIELDER

Height/Weight: 6-0 / 200

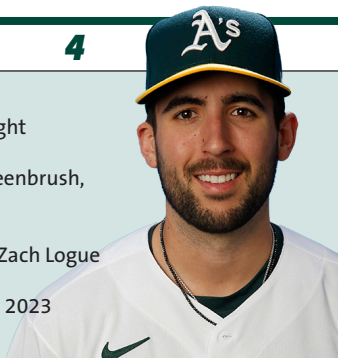
Birthdate: July 4, 1996

Birthplace/Resides: East Greenbrush, New York / East Greenbrush, New York

Major League Service: 114 days

Obtained: Acquired from Toronto with Gunnar Hogland, Zach Logue and Kirby Sneed for Matt Chapman, March 16, 2022

Contract Status: First year of a one-year contract through 2023

[@KJS 4](#)
[kjs 4](#)
[Updated Stats](#)


## CAREER HIGHLIGHTS

Was originally selected by Toronto in the fourth round of the 2017 First-Year Player Draft and made his Major League debut with the Blue Jays in 2021...was one of four players traded to Oakland in the spring of 2022 for Matt Chapman and played in 47 games with the A's...is a .164 hitter with three home runs and 14 RBI in 65 games...also has a .268 average with 86 home runs and 315 RBI in 486 games in five seasons in the minors...has played in 376 games at shortstop as a minor leaguer, 69 at third base, 18 at second base, four in left field and one each in right field and at first base...was rated as the Toronto's seventh-best prospect by *Baseball America* following the 2018 and 2021 seasons...named to the Triple-A East Postseason All-Star Team in 2021.

## 2022 HIGHLIGHTS

- Was one of four players acquired from Toronto in the Matt Chapman deal during the spring and made the A's Opening Day roster...hit .180 with two home runs, 13 RBI and a .518 OPS in 47 games before he was optioned to Triple-A Las Vegas on June 14...spent the balance of the season with the Aviators where he batted .268 with 13 home runs, 49 RBI and a .776 OPS in 86 games.
- With the A's, struck out 42 times in 151 plate appearances, an average of 3.60 plate appearances per strikeout.
- Was a perfect 4-for-4 in stolen base attempts.
- Batted .260 (13-for-50) with eight of his 12 extra base hits (.756 OPS) against left-handed pitchers compared to .135 (12-for-89) with a .384 OPS against right-handers.
- His average improved to .206 with runners in scoring position.
- Connected for both of his home runs in the Coliseum.
- Went 0-for-12 in four interleague games and is now 0-for-13 against the National League in his career.
- Started 36 games at third base and five at shortstop...made one error in 39 games overall at third base (.991 fielding percentage) and one in 10 games at second base (.962).
- Was 1-for-2 with a double as a pinch hitter.
- Started games in each of the bottom five spots in the order and had his most starts batting eighth (18).
- Was successful in 6-of-7 (85.7%) stolen base attempts with Las Vegas and is now 73-for-89 (82.0%) in his career as a minor leaguer.
- Hit .212 with no home runs, 16 RBI and a .526 OPS over his first 48 games with the Aviators through Aug. 15...then batted .333 with 13 home runs, 33 RBI and a 1.069 OPS over his final 38 contests.
- Had a .320 (31-for-97) batting average with six home runs, 20 RBI and a .965 OPS against left-handed hitters compared to .247 (58-for-235) with seven home runs, 29 RBI and a .699 OPS against right-handers.
- Started 78 games at shortstop, seven at third base and one at designated hitter...committed 10 errors, all as a shortstop, for a .969 fielding percentage at short.
- Hit in every spot in the order except third and fifth...batted eighth 19 times, ninth 18 times and first 17 times...connected for six of his 13 home runs batting leadoff.
- **DAY-BY-DAY:** Was on the A's Opening Day roster and went 0-for-16 over his first six games...finished the 2021 season with a 0-for-14 streak and his second inning single on April 14 at

Tampa Bay snapped a career-high 0-for-30 streak overall...had a career-high four-game hitting streak from April 14-17 (5-for-12, .417), which included his first career two-hit game on April 15 at Toronto...was batting .161 in 11 games when he was placed on the injured list April 20 retroactive to April 19 with a bone bruise in his left ankle...went 1-for-8 on a two-game rehab assignment with Las Vegas on April 27 and 28 and was reinstated from the IL April 29... hit safely in each of his first four games following his return (5-for-12, .417)...stole the first base of his career April 30 against Cleveland...hit his first career grand slam and collected a career-high four RBI May 3 against Tampa Bay...went 5-for-40 (.125) over a 13-game stretch from May 4-16, which included a career-high tying four-game hitting streak from May 9-11 (5-for-15, .333)...hit .193 in 27 games in May...went 0-for-4 with a career-high three strikeouts on June 3 against Boston...was on an 0-for-16 streak when he was optioned to Las Vegas on June 12...has 171 career at bats and has hitless streaks of 14, 30, 14, 18, 21 and 16...was 4-for-5 in first game with Las Vegas on June 14 at El Paso...then went 6-for-42 (.143) over his next 11 contests...struck out at least once in 27 consecutive games from June 23 to July 31 (42 strikeouts total)...was 0-for-5 with a minor league career-high tying four strikeouts July 8 at Oklahoma City...had four straight multiple hit games from July 27-30 (9-for-18, .500)...was 2-for-4 with no extra base hits on Aug. 19 against Sacramento but drove in a season-high four runs...then hit his first home run with the Aviators the next day against the River Cats, snapping a 51-game homerless streak at Triple-A...had a .224 batting average, two home runs, 30 RBI and a .592 OPS over his first 61 minor league games through the end of August...then hit .365 with 11 home runs, 19 RBI and a 1.184 OPS in 25 games in September...ranked second among all minor leaguers in hits in September (38), tied for second in home runs, third in extra base hits (19) and fifth in slugging (.779)...had a minor league season-high nine-game hitting streak from Sept. 4-14 (15-for-38, .395)...batted .397 (29-for-73) with three doubles, two triples, 11 home runs and 14 RBI over a 17-game stretch from Sept. 9-27...hit for the cycle on Sept. 17 against Tacoma when he went 5-for-5 with five runs, a double, triple, two home runs and three RBI...it was the first time he scored five runs in a game and it was his second career five-hit game (Sept. 15, 2021 at Rochester)...it was his fourth two-homer game as a minor leaguer and his fifth came on Sept. 26 at Sacramento...collected his 500th career minor league hit Sept. 21 vs. Reno.

## CAREER

**2021**—Spent most of the season at Triple-A Buffalo but made his Major League debut with Toronto...went 3-for-32 (.094) with a home run and RBI in 18 games over two stints with the Blue Jays...was 3-for-19 (.158) against left-handed pitchers, 0-for-13 against right-handers...all three hits came with the bases empty...went 0-for-9 with runners in scoring position...started eight games at third base and one each at first base, left field and designated hitter...committed one error, and it came in 14 games overall at third base (.950 fielding percentage)...had six starts batting eighth and five hitting ninth...earned Buffalo's Stan Barron Most Valuable Player Award and was named to the Triple-A East Postseason All-Star team after batting .285 with 21 home runs and 69 RBI in 94 games with the Bisons...added a minor league career-high 46 walks for a career-high .370 on-base percentage...also had career bests in slugging (.561) and OPS (.931)... was named an Organizational All-Star by MiLB.com...was 18-for-21 (85.7%) in stolen base attempts...tied for second in the Triple-A East in extra base hits (52), ranked fourth in slugging percentage, fifth in OPS, tied for fifth in RBI, sixth in total bases (199), tied for seventh in home runs and doubles (27) and eighth in on-base percentage...ranked second in the Blue Jays farm system in home runs, extra base hits and total bases, third in doubles and RBI, tied for fourth in triples (4), seventh in hits (101) and eighth in runs (65)...hit .297 with 17 of his 21 home runs and a .956 OPS against right-handed pitchers compared to .241 with a .843 OPS against left-handers...batted .299 with runners in scoring position...hit .328 with a 1.052 OPS at home, .243 with a .813 OPS on the road...had a .359 batting average in 20 day games, a .264 average in 74 contests at night...batted .264 over innings 1-6, .337 from the seventh inning on...started 66 games at shortstop, 17 at third base, six at designated hitter, four in left field and one at first base...made nine errors at shortstop (.968 fielding percentage) and one at third base (.979)...hit in every spot in the order except first, eighth and ninth...was rated as the Toronto's seventh-best prospect by *Baseball America* following the season...began the season on the injured list at Toronto's alternate site with a left foot contusion...was reinstated on April 16 and started the year at Buffalo when the Triple-A season began in May...reached base safely in 21 consecutive contests from May 12-June



8 and hit .306 with a .400 on-base percentage during the streak...had two doubles June 1 against Syracuse, his first of four two-double games...homered twice and drove in a season-high four runs June 15 at Rochester...it was the third two-homer game of his career...hit .326 with seven home runs, 23 RBI and a 1.104 OPS in 25 games in June...then batted .317 with six home runs, 15 RBI and a .987 OPS in July...had a 17-game hitting streak from July 10-30...went 28-for-67 (.418) with seven doubles, a triple, six home runs, 14 RBI, seven walks, four stolen bases and a 1.294 OPS during the streak...was batting .286 with 19 home runs and 63 RBI in 82 games when he was selected by Toronto on Aug. 18...made his Major League debut that day at Washington when he struck out as a pinch hitter in the eighth inning...made his first start on Aug. 20 against Detroit as the designated hitter and went 1-for-4...singled off Tyler Alexander in the third inning for his first ML hit...hit his first home run Aug. 29 at Detroit, a fourth-inning solo shot off Matthew Boyd...it was also his first career RBI...was batting .094 in 17 games when he was optioned to Buffalo on Sept. 10...was 5-for-7 with four runs scored, a double and two RBI in a 20-3 win at Rochester on Sept. 15...it was the first five-hit game of his career and the runs scored matched his minor league best...was recalled by Toronto on Sept. 22, pinch ran and played third base on Sept. 23 at Minnesota and was returned to Buffalo on Sept. 24...went 6-for-20 (.300) with two home runs and three RBI over his final five games...had his lone two-steal game of the season on Sept. 26 against Lehigh Valley.

**2020**—Played in 17 games during Spring Training, driving in six runs while also connecting for a home run...appeared in four games at second, seven games at third and seven at shortstop...was invited to Summer Camp at Rogers Centre in July...spent the regular season at the club's alternate training site in Rochester.

**2019**—Played all 116 games for the Double-A New Hampshire Fisher Cats...hit .183 with a .590 OPS prior to the All-Star break, but batted .249 with a .778 OPS afterwards...homered in three straight games (four total home runs) from July 12-14.

**2018**—Split the season between Single-A Lansing (46 games) and High-A Dunedin (83 games...won Player of the Week honors three times: twice with Lansing on April 29 and May 13, and once with Dunedin on July 1...was named an MiLB.com Organizational All-Star...was rated as the Toronto's seventh-best prospect by *Baseball America* following the season.

**2017**—Made his professional debut with 61 games for Rookie Bluefield...led the Appalachian League in doubles (25), ranked second in total bases (122), tied for fifth in hits (72) and sixth in RBI (43)...was named AL Player of the Week Aug. 20...went 1-for-12 (.083) with a RBI and two walks in three postseason games.

## PERSONAL/MISCELLANEOUS

Kevin Smith...graduated from Columbia High School (East Greenbush, NY)...attended the University of Maryland where he hit .268 with 10 doubles, three triples, 13 home runs and 48 RBI over 54 games in his junior year.

### LIFETIME PLAYING RECORD

Year	Club	AVG.	G	AB	R	H	2B	3B	HR	RBI	SH	SF	HP	BB	SO	SB	CS	OBP	SLG	E
2017	Bluefield	.271	61	262	43	71	25	1	8	43	1	3	1	16	70	9	0	.312	.466	14
2018	Dunedin	.274	83	340	57	93	8	2	18	49	0	1	7	23	88	17	5	.332	.468	12
	Lansing	.355	46	183	36	65	23	4	7	44	0	3	1	17	33	12	1	.407	.639	8
2019	New Hampshire	.209	116	430	49	90	22	2	19	61	1	4	4	29	151	11	6	.263	.402	17
2020		(Minor League Season Canceled — Did Not Play)																		
2021	Buffalo	.285	94	355	65	101	27	4	21	69	2	3	4	46	97	18	3	.370	.561	10
	TORONTO	.094	18	32	2	3	0	0	1	1	0	0	1	3	11	0	0	.194	.188	1
2022	OAKLAND	.180	47	139	9	25	9	1	2	13	3	2	0	7	42	4	0	.216	.302	2
	Las Vegas	.268	86	332	44	89	16	2	13	49	1	4	4	29	112	6	1	.331	.446	10
	Major League Totals	.164	65	171	11	28	9	1	3	14	3	2	1	10	53	4	0	.212	.281	3
	Minor League Totals	.268	486	1902	294	509	121	15	86	315	5	18	21	160	551	73	16	.328	.483	71

## CAREER TRANSACTIONS

**2017** — Selected by the Toronto Blue Jays organization in the 4th round of the First-Year Player Draft. **2022** — Traded to the Oakland Athletics with pitchers Zach Logue and Kirby Sneed and minor league pitcher Gunnar Hoglund for third baseman Matt Chapman, March 16. On the injured list, April 19 to 28; included rehabilitation assignment to Las Vegas, April 27 to 28.

## SMITH'S CAREER BESTS

**Hits:** 2 (seven times), last: May 23, 2022 at Seattle

**Home Runs:** 1 (three times), last: May 17, 2022 vs. Minnesota

**Runs Batted In:** 4, May 3, 2022 vs. Tampa Bay

**Stolen Bases:** 1 (four times), last: June 10, 2022 at Cleveland

**Hitting Streak:** 4 (three times), last: May 9 to 11, 2022

**Hitless Streak (At Bats):** 30, August 29, 2021 to April 13, 2022

**Game Ending RBI:** None

**Grand Slams:** 1, May 3, 2022 vs. Tampa Bay (Ryan Yarbrough)

**Pinch-Hit Home Runs:** None

**Inside-The-Park Home Runs:** None

**Lead Off Home Runs:** None

**LEFT-HANDED PITCHER****Height/Weight:** 6-0 / 214**Bats/Throws:** Left / Left**Birthdate:** October 7, 1994**Opening Day Age:** 28**Birthplace/Resides:** Alachua, Florida / Gainesville, Florida**Major League Service:** 1 year, 9 days**Obtained:** Acquired from Toronto with Gunnar Hogland, Zach Logue and Kevin Smith for Matt Chapman, March 16, 2022**Contract Status:** First year of a one-year contract through 2023
[@kirbysnead](#)
[Updated Stats](#)
**CAREER HIGHLIGHTS**

Was originally drafted by Toronto in the 10th round in 2016 and made his Major League debut with the Blue Jays in 2021...was one of four players traded to Oakland for Matt Chapman on March 16, 2022 and pitched in 46 games for the A's in 2022...is 1-2 with a save and a 5.33 ERA in 53 relief appearances in two seasons in the majors...is also 22-10 with 24 saves and a 2.95 ERA in 197 games, including one start, in six seasons in the minors...was named an International League Midseason All-Star in 2019.

**2022 HIGHLIGHTS**

- Was one of four players acquired from Toronto during the spring and went 1-1 with one save, a 5.84 ERA and .861 opponents OPS in 46 games with the A's...also posted a 2-0 record, one save, a 4.61 ERA and .638 OPS in 11 outings with Triple-A Las Vegas.
- With Oakland, allowed a .308 opponents batting average and walked 22 in 44.2 innings (4.43 per nine innings) for a .383 on-base percentage...based on a minimum of 40 innings pitched, he had the fourth highest opponents on-base percentage in the American League.
- The batting average broke down to .304 (34-for-112) with an .862 OPS against right-handed hitters and .314 (22-for-70) with an .859 OPS against left-handers.
- Opponents hit .305 with the bases empty, .310 with runners on...allowed a .328 average with runners in scoring position but opponents were 2-for-11 (.182) with a double with the bases loaded.
- Compiled a 3.47 ERA and .744 opponents OPS in 25 games on the road, an 8.44 ERA and .973 opponents OPS in 21 games at home.
- Had a 2.88 ERA and .705 OPS in 26 night games, a 9.61 ERA and 1.033 OPS in 20 day games.
- Posted a 3.22 ERA and .771 OPS in 22 games against AL West competition, an 8.46 ERA and .939 OPS in 24 appearances against all other teams...had a 9.00 ERA in nine interleague games.
- Logged a 1.17 ERA in the eighth inning, an 8.28 ERA in all other innings.
- Allowed 6-of-25 (24.0%) inherited runners to score...first batters faced were 10-for-42 (.238) with three walks and a hit by pitch (.304 on-base percentage).
- Held the opponents five hitter in the order to a .125 batting average but the nine hitter batted .381.
- Tossed fewer than 1.0 inning in 16 of his 46 appearances...allowed at least two runs 11 times.
- With Las Vegas, he struck out 20 batters in 13.2 innings (13.17 per nine innings) and walked just three (1.98 per nine innings).
- Had a .245 opponents batting average, including .167 (3-for-18) with no extra base hits and no walks against left-handed hitters compared to .286 (10-for-35) against right-handers.
- Opponents went 2-for-15 (.133) with runners in scoring position.
- Stranded both of his inherited runners and first batters faced were 3-for-11 (.273).
- **DAY-BY-DAY:** Allowed two runs in his A's debut on Opening Day at Philadelphia on April 8 (1.0 ip, 3 h, 1 bb) but then had a career-high 5.0 inning scoreless streak over his next seven appearances from April 10-30...had a 5.40 ERA in four games before going on the restricted list from April 15 to 17...was on the Covid IL from April 18 to 22...finished April with a 3.00 ERA in eight appearances and retired seven of the eight first batters he faced...then posted a 15.19 ERA and 1.255 OPS in six games in May...allowed 13 hits, walked five and struck out four in

5.1 innings...yielded a career-high five runs and walked a career-high three batters in 0.2 innings against Minnesota on May 18...had an 8.74 ERA and 1.026 opponents OPS in 14 games when he was optioned to Las Vegas on May 20...made all 11 of his Triple-A appearances with the Aviators from May 22 to June 19...allowed one run in 7.1 innings over his first five games, including wins on in back-to-back outings on May 31 and June 3 against Sacramento...then allowed three runs on June 5 against Sacramento and two on June 8 against Round Rock...tossed a scoreless inning of relief for the save in his final appearance with Las Vegas on June 19 at El Paso...was recalled by Oakland on June 21 and spent the remainder of the season with the A's...stranded each of his six inherited runners and had a 3.55 ERA over his first 12 games following his return...then had a 5.66 ERA over his final 20 games beginning Aug. 4 and allowed 4-of-14 inherited runners to score...matched his career-high with three walks on June 21 against Seattle...equaled his career high with a 5.0 inning scoreless streak from June 27 to July 8...tossed a career-high 2.0 innings and struck out a career-high four batters July 8 against Houston (also pitched 2.0 innings on Aug. 6 vs. San Francisco and Sept. 10 vs. Chicago-AL)...was credited with his first Major League win in the A's 14-7 victory at Texas on July 12 (0.2 ip, 1 bb, 2 so)...logged a career-high 42 pitches in 1.2 innings against Detroit on July 21...allowed a career-high five hits in 1.1 innings on Aug. 25 against New York (AL)...compiled a 6.48 ERA in nine appearances in September...recorded his first career save in the final game of the season on Oct. 5 against Los Angeles (AL) when he retired the final four batters in the A's 3-2 win (1.1 ip).

## CAREER

**2021**—Made his Major League debut with Toronto and was 0-1 with a 2.35 ERA in seven relief appearances over four stints with the Blue Jays...allowed a .259 opponents batting average, which broke down to .200 against left-handed hitters and .294 against right-handers...stranded all four of his inherited runners and first batters faced were 1-for-6 (.167) with a hit by pitch...did not allow a run in five road games (5.1 ip) or five night games (5.1 ip)...spent the balance of the season at Triple-A Buffalo where he was 2-0 with four saves and a 1.58 ERA in 36 games, including one start...the ERA was his lowest as a minor leaguer as was his opponents batting average (.151), on-base percentage (.242), slugging percentage (.209) and OPS (.451)...based on a minimum of 40 innings pitched, he ranked second among Triple-A East pitchers in opponents OPS, third in slugging, fourth in ERA and batting average and ninth in on-base percentage...struck out 57 batters in 40.0 innings (12.83 per nine innings) and surrendered just one home run...his opponents batting average broke down to .130 against left-handed hitters compared to .165 with his lone home run against right-handers...yielded a .184 batting average with runners in scoring position...allowed 1-of-10 (10.0%) inherited runners to score...first batters faced were 2-for-31 (.065) with three walks and a hit by pitch (.171 on-base percentage)...compiled a 1.17 ERA on the road, 1.82 at home...did not allow a run (9.1 ip) or a hit (29 ab) in the seventh inning...held opponents to a .063 batting average with two strikes...tossed at least one inning in 32 of his 36 appearances...did not allow a hit 25 times and did not allow a run 27 times...did not allow an earned run over his first seven games (8.1 ip)...tossed a season-high 2.0 scoreless innings in his only start on May 16 against Rochester...it was his first of four outings of 2.0 innings...also struck out a season-high four...had a season-best 6.0 inning scoreless streak from May 27 to June 11...opponents went 0-for-17 with no walks and nine strikeouts during the streak...first batters faced went 0-for-25 with two walks and a hit by pitch (.107 on-base percentage) over his final 28 appearances beginning May 27...finished May with a 0.87 ERA in nine games...then compiled a 1.46 ERA and .079 opponents batting average in 11 appearances in June...matched his season high with four strikeouts in 1.1 innings on June 2 against Syracuse...had a 0.59 ERA and .137 opponents batting average over his first 13 games through June 11...then surrendered his only home run of the season June 13 against Scranton/Wilkes-Barre...did not allow an earned run over his final 12 minor league appearances beginning July 18 (12.2 ip, 3 r)...had a 2.01 ERA and .142 opponents batting average in 27 games when he was selected by Toronto on July 26...made his Major League debut in the second game of the July 28 doubleheader at Boston (0.2 ip)...entered the game with one out of the fifth inning and stranded two inherited runners on just three pitches as he induced a grounded into double play to his only batter faced (Jarren Duran)...then struck out the side in the ninth inning the next day against the Red Sox, fanning Bobby Dalbec for his first big league strikeout...was optioned to Buffalo the next day and made two appearances with the Bisons before he was recalled on Aug. 7...pitched in five games with the Blue Jays (6.0 ip, 5 h, 3 r,

2 er, 2 bb, 4 so) before he was optioned to Buffalo on Aug. 23...had two more stints with Toronto in September but did not pitch either time (Sept. 3-4, Sept. 25-28).

**2020**—Made six appearances during the spring and allowed one run in 4.1 innings...threw the last pitch in all of baseball before play was paused for the Covid-19 pandemic, fanning Andrew Susac to end the ninth inning and earn the save on March 12 at Pittsburgh...spent the summer working out with other minor league players in Gainesville, Fla.

**2019**—Started his campaign with a 2-0 record and a 0.84 ERA over nine relief appearances for New Hampshire...was promoted to Triple-A Buffalo on May 4 and went 5-2 with a 3.98 ERA over 41 contests for the Bison...earned his first career Triple-A save on May 18 against Louisville (1.2 ip, 1 h, 1 bb)...claimed his first Triple-A win on June 6 vs. Scranton/Wilkes-Barre (1.2 ip, 1 h, 1 bb, 2 so)...named an International League Midseason All-Star...pitched a hitless sixth inning with a strikeout at the All-Star game.

**2018**—Combined to go 4-5 with a 3.88 ERA between Single-A Dunedin and Double-A New Hampshire...played the first month for Dunedin before joining New Hampshire on May 3...threw 10.1 scoreless innings to begin his time with the Fisher Cats...had a win in five postseason appearances for New Hampshire (5.0 ip, 1 h, 3 bb, 6 so).

**2017**—Split his season between Single-A Lansing and Dunedin...went 4-1 with a 2.42 ERA in 16 games for the Lugnuts, then improved on that as he posted a 1.36 ERA while going 3-1 over 26 games for the D-Jays...also had a save in two postseason appearances for Dunedin (4.0 ip, 1 h, 4 so).

**2016**—Began his professional career with with Single-A Lansing and Dunedin and combined for a 0-1 record and a 3.62 ERA in 14 relief appearances.

## PERSONAL/MISCELLANEOUS

William Snead...graduated from Santa Fe High School (Alachua, FL)...played three seasons for the University of Florida and combined to go 7-1 with a 2.53 ERA over 100 appearances...was the eighth Gator selected in the 2016 First-Year Player Draft, led by A.J. Puk who was selected by the A's with the sixth overall pick.

## LIFETIME PITCHING RECORD

Year	Club	W	L	ERA	G	GS	CG	SHO	SV	IP	H	R	ER	HR	HB	BB	IBB	SO	WP	BK	
2016	Dunedin	0	0	0.00	1	0	0	0	0	2.0	0	0	0	0	0	2	0	1	0	0	
	Lansing	0	1	3.91	13	0	0	0	1	25.1	31	12	11	0	3	3	1	17	1	0	
2017	Dunedin	3	1	1.36	26	0	0	0	8	33.0	27	7	5	0	0	12	1	26	2	1	
	Lansing	4	1	2.42	16	0	0	0	0	22.1	15	6	6	0	2	13	0	30	2	0	
2018	Dunedin	1	1	1.08	8	0	0	0	2	8.1	3	1	1	0	0	6	2	12	0	0	
	New Hampshire	3	4	4.43	36	0	0	0	1	42.2	45	23	21	3	6	25	2	39	3	0	
2019	New Hampshire	2	0	0.84	9	0	0	0	5	10.2	4	3	1	1	1	0	0	14	0	0	
	Buffalo	5	2	3.98	41	0	0	0	2	52.0	54	25	23	6	5	19	0	54	2	0	
2020		(Minor League Season Canceled — Did Not Pitch)																			
2021	Buffalo	2	0	1.58	36	1	0	0	4	40.0	21	12	7	1	1	16	0	57	0	0	
	TORONTO	0	1	2.35	7	0	0	0	0	7.2	7	3	2	0	1	2	0	7	1	0	
2022	OAKLAND	1	1	5.84	46	0	0	0	1	44.2	56	31	29	5	2	22	3	35	3	0	
	Las Vegas	2	0	4.61	11	0	0	0	1	13.2	13	7	7	1	1	3	1	20	0	0	
<b>Major League Totals</b>		<b>1</b>	<b>2</b>	<b>5.33</b>	<b>53</b>	<b>0</b>	<b>0</b>	<b>0</b>	<b>1</b>	<b>52.1</b>	<b>63</b>	<b>34</b>	<b>31</b>	<b>5</b>	<b>3</b>	<b>24</b>	<b>3</b>	<b>42</b>	<b>4</b>	<b>0</b>	
<b>Minor League Totals</b>		<b>22</b>	<b>10</b>	<b>2.95</b>	<b>197</b>	<b>1</b>	<b>0</b>	<b>0</b>	<b>24</b>	<b>250.0</b>	<b>213</b>	<b>96</b>	<b>82</b>	<b>12</b>	<b>19</b>	<b>99</b>	<b>7</b>	<b>270</b>	<b>10</b>	<b>1</b>	

## CAREER TRANSACTIONS

**2016** — Selected by the Toronto Blue Jays organization in the 10th round of the First-Year Player Draft. **2022** — Traded to the Oakland Athletics with pitcher Zach Logue, infielder Kevin Smith and minor league pitcher Gunnar Hoglund for third baseman Matt Chapman, March 16. On the restricted list, April 15 to 17. On the Covid-19 list, April 18 to 22.

## SNEAD'S CAREER BESTS

**Low Hit Complete Game:** None

**Innings Pitched:** 2.0 (three times), last: September 10, 2022 vs. Chicago (AL)

**Strikeouts:** 4, July 8, 2022 vs. Houston

**Pitches:** 42, July 21, 2022 vs. Detroit

**Longest Winning Streak:** 1, July 12, 2022

**Longest Losing Streak:** 1, September 22, 2022 to present

**Longest Scoreless Streak:** 5.0 (twice), last: June 27 to July 8, 2022

**CATCHER****Height/Weight:** 6-2 / 200**Bats/Throws:** Left / Right**Birthdate:** November 24, 2001**Opening Day Age:** 21**Birthplace/Resides:** Turlock, California / Turlock, California**Major League Service:** None**Obtained:** Selected in the 1st round (26th selection overall) of the 2020 First-Year Player Draft**Contract Status:** First year of a one-year contract through 2023
 [Updated Stats](#)
**NON-ROSTER INVITEE****CAREER HIGHLIGHTS**

Was the A's first round selection in the 2020 First-Year Player draft out of Turlock High School and is a .279 hitter with 41 home runs and 154 RBI in 191 games over two seasons in the A's farm system...was a Midwest League Postseason All-Star in 2022...named to the Futures Game in 2021...was ranked as the A's number one prospect by *Baseball America* following the 2020, 2021 and 2022 seasons...was listed as the A's number one prospect by MiLB.com following the 2022 season...was named an A's Organizational All-Star by MiLB.com in 2021 and 2022.

**2022 HIGHLIGHTS**

- Spent most of the season at High-A Lansing, where he was named to the Midwest League Postseason All-Star team, but also made his Double-A debut with Midland and Triple-A debut with Las Vegas...combined with all three teams to hit .267 with 29 home runs, 105 RBI and an .825 OPS in 134 games.
- Led the A's farm system in home runs, RBI and extra base hits (55), tied for the lead in total bases (253), ranked second in slugging (.501) and hits (135), tied for second in triples (5), tied for fifth in OPS, eighth in runs (66), ninth in batting and tied for ninth in doubles (21).
- Played in just 89 games with the Lugnuts but ranked second in the ML in slugging (.513) and RBI (71), tied for second in home runs (20), fourth in extra base hits (42) and fifth in OPS (.836).
- Batted .293 (105-for-358) with a .900 OPS against right-handed pitchers compared to .204 (30-for-147) with a .641 OPS against left-handers.
- Had a .301 batting average with runners in scoring position...15 of his 29 home runs came with runners on base...was 3-for-9 (.333) with a grand slam and 12 RBI with the bases loaded.
- Started 58 games at first base, 50 at catcher and 25 at designated hitter...committed seven errors, including four at catcher (.990 fielding percentage) and three at first base (.993)...opponents were successful in 44-of-53 (83.0%) stolen base attempts with him behind the plate.
- Hit .283 as the designated hitter...homered in his only at bat as a pinch hitter.
- Started games at every spot in the order from second through sixth, including 48 games batting third, 44 hitting cleanup and 30 from the five spot.
- Was rated as the A's best prospect by *Baseball America* and MiLB.com following the season...was also tabbed as an A's Organizational All-Star by MiLB.com.
- DAY-BY-DAY:** Got off to a slow start as he went 6-for-42 (.143) with no home runs and two RBI over his first 11 games...then had his third career two-homer game in the first game of an April 23 doubleheader against Fort Wayne but would go 9-for-52 (.173) with one home run and five RBI over his next 16 contests...went 0-for-5 with a career-high tying four strikeouts April 26 at Lake County (also May 18 at Great Lakes)...hit a walk-off grand slam in a 7-3 win over Dayton on May 12 and had his fourth career two-homer game three days later against the Dragons...that began a 15-game stretch where he hit .317 with seven home runs and 19 RBI in 15 games...batted .274 in May but had eight home runs and 22 RBI in 24 games for a .920 OPS...went 9-for-45 (.200) with a home run and seven RBI over an 11-game stretch from June 1 to 12...hit .337 with nine home runs and 27 RBI over his final 24 games with Lansing beginning June 28...matched his career high by scoring three runs June 30 at Lake County...had his fifth career two-homer game July 26 at Great Lakes...hit .320 with seven home runs,



22 RBI and a 1.084 OPS in 21 games in July...was batting .260 with 20 home runs and 71 RBI in 78 games with Lansing when he was promoted to Midland on Aug. 1...hit .278 with eight home runs and 28 RBI in 36 games with the RockHounds...went 8-for-42 (.190) over his first 10 games, 12-for-32 (.375) over his next eight, 3-for-19 (.158) over his next six and 14-for-40 (.350) with five home runs and 11 RBI over his final 12 Double-A games from Sept. 3 to 18... had a pinch hit home run Sept. 4 against Arkansas...hit safely in a season-high seven consecutive games from Sept. 9 to 17...went 10-for-24 (.417) with three home runs and nine RBI during the streak...was promoted to Las Vegas on Sept. 19 and went 11-for-37 (.297) with a home run and six RBI in nine games with the Aviators.

## CAREER

**2021**—Made his professional debut with Low-A Stockton and hit .306 with 12 home runs and 49 RBI in 57 games in a season shortened by a muscle strain in his back...added 27 walks for a .390 on-base percentage and slugged .568 for a .958 OPS...based on a minimum of 250 plate appearances, his slugging percentage and OPS were third best in the Low-A West, his on-base percentage ranked eighth and his batting average was 10th...hit .375 with an 1.141 OPS against left-handed pitchers compared to .283 with an .896 OPS against right-handers...had a .317 average with runners in scoring position and was 4-for-7 (.571) with a walk, home run and 10 RBI with the bases loaded...batted .326 on the road and .315 at night...hit .414 in the fifth inning and .400 in the sixth...started 38 games at catcher and nine at first base...also went 8-for-42 (.190) in 10 starts at designated hitter...tossed out 15-of-70 (21.4%) attempted stealers...committed six errors as a catcher for a .985 fielding percentage...batted third 51 times, second four times and fourth twice...had two or more hits in 20 of his 57 games, including eight three-hit games...was rated as the A's number 1 prospect by *Baseball America* following the season...was also tabbed as the Best Hitter for Average in the Best Tools survey by the magazine...named an A's Organizational All-Star by MiLB.com...was also selected to play in the Futures Game...went 1-for-3 with a walk in his professional debut on May 4 at Modesto...doubled in his first bat in the first inning off Josias De Los Santos for his first hit...drove in his first run on a second inning double on May 12 vs. San Jose...went 3-for-5 on May 18 at Visalia, his first of eight three-hit games...added two doubles that day and again on May 25 at Rancho Cucamonga...went homerless over his first 22 games through May 28...then homered 12 times over his final 35 games, beginning May 29 at Rancho Cucamonga when he hit a third inning grand slam off Robbie Peto...went 13-for-38 (342) with 12 runs, five home runs and 16 RBI over a 10-game span from May 29-June 10...finished May with a .315 batting average in 23 games and led the league with 11 doubles...then earned Low-A West Player of the Month honors for June when he hit .315 with seven doubles, a triple, eight home runs, 26 RBI and 11 walks in 22 games...led the league in extra base hits (16), tied for the lead in home runs, ranked second in RBI and slugging (.685) and tied for second in OPS (1.089)...had his first career two-homer game and collected a career-high five RBI June 10 against San Jose...added a second two-homer, five-RBI game June 18 at Fresno...had a season-best 13-game hitting streak from June 16-July 13...hit .393 (22-for-56) with 15 runs, five home runs and 17 RBI during the streak...had a streak of eight consecutive games with a RBI from June 18-29 (14 RBI total)...played first base for the American League Futures team in the All-Star Futures Game at Colorado on July 11 and struck out in his only at bat...was 3-for-4 in his first game back with Stockton on July 13 but then went 5-for-25 (.200) over his next eight games before he was placed on the seven-day IL Aug. 15 with a strained right quadratus lumborum muscle...was transferred to the 60-day IL on Aug. 25 and missed the remainder of the season.

**2020**—Was the A's first round selection and the 26th pick overall in the 2020 First-Year Player draft...signed on June 29 and was added to Oakland's 60-man player pool on July 11...did not play in 2020...was rated as the A's number one prospect by *Baseball America* following the season...was tabbed as third best by MLB.com.

## PERSONAL/MISCELLANEOUS

Tyler Christian Soderstrom was originally signed by A's scout Kevin Mello...graduated from Turlock (Calif.) High School in 2020...was the Gatorade California Baseball Player of the Year for 2019-20...had a .373 career average in 82 games for the Bulldogs...was ranked as the number 7 high school prospect by *Baseball America* prior to the draft...is the son of Steve Soderstrom, who was San Francisco's first round pick in 1993, making them the 10th father and son duo to

be selected in the first round...his dad pitched professionally for seven seasons, including three starts with the Giants in 1996.

### LIFETIME PLAYING RECORD

Year	Club	AVG.	G	AB	R	H	2B	3B	HR	RBI	SH	SF	HP	BB	SO	SB	CS	OBP	SLG	E
2020		(Minor League Season Canceled — Did Not Play)																		
2021	Stockton	.306	57	222	39	68	20	1	12	49	0	1	4	27	61	2	1	.390	.568	7
2022	Lancaster	.260	89	335	47	87	19	3	20	71	0	3	4	29	99	0	0	.323	.513	3
	Midland	.278	36	133	17	37	1	2	8	28	0	3	1	10	33	0	1	.327	.496	2
	Las Vegas	.297	9	37	2	11	1	0	1	6	0	0	0	1	13	0	0	.316	.405	2
<b>Minor League Totals</b>		<b>.279</b>	<b>191</b>	<b>727</b>	<b>105</b>	<b>203</b>	<b>41</b>	<b>6</b>	<b>41</b>	<b>154</b>	<b>0</b>	<b>7</b>	<b>9</b>	<b>67</b>	<b>206</b>	<b>2</b>	<b>2</b>	<b>.344</b>	<b>.521</b>	<b>14</b>

### CAREER TRANSACTIONS

2020 — Selected by the Oakland Athletics in the 1st round (26th selection overall) of the First-Year Player Draft.

**RIGHT-HANDED PITCHER****Height/Weight:** 6-4 / 217**Bats/Throws:** Right / Right**Birthdate:** January 10, 1991**Opening Day Age:** 32**Birthplace/Resides:** Atlanta, Georgia / Cumming, Georgia**Major League Service:** 4 years, 157 days**Obtained:** Signed to a minor league contract, February 10, 2023**Contract Status:** First year of a one-year contract through 2023 [Updated Stats](#)**NON-ROSTER INVITEE****CAREER HIGHLIGHTS**

Has pitched five seasons in the majors with Miami (2017-19) and Seattle (2021-22) and is 10-11 with 22 saves and a 3.27 ERA in 201 career appearances, all in relief...has a .228 opponents batting average and has struck out 210 batters in 195.1 innings (9.66 per nine innings)...had his best season in 2021 with the Mariners when he saved 14 games and compiled a 2.00 ERA...is 12-11 with 23 saves and a 2.99 ERA in 131 games, including 26 starts, in eight seasons in the minors... had "Tommy John" surgery in 2013...pitched for Mesa in the Arizona Fall League in 2016.

**2022 HIGHLIGHTS**

- Began the season with Seattle and was 0-2 with two saves and a 5.65 ERA in 16 relief appearances when he was optioned to Triple-A Tacoma on May 25...spent the balance of the season with the Rainiers where he went 4-0 with three saves and a 4.62 ERA in 23 relief appearances.
- With the Mariners, had the highest opponents batting average (.333), on-base percentage (.382), slugging percentage (.540) and OPS (.922) of his career...his career slash line entering the season was .218/.295/.360/.655.
- Averaged 6.28 strikeouts per nine innings, which was a career low...it marked the fourth consecutive season that figure declined.
- His opponents batting average broke down to .267 (8-for-30) with an .853 OPS against right-handed hitters compared to .394 (13-for-33) with a .988 OPS against left-handers...surrendered both of his home runs and issued four of his five walks to righties.
- Opponents were 6-for-10 (.600) with runners in scoring position.
- Converted 2-of-4 (50.0%) save opportunities.
- Did not inherit any runners in relief...first batters faced were 4-for-15 (.267) with a walk.
- Allowed a .273 batting average with two strikes.
- With Tacoma, he struck out 21 but walked 17 in 25.1 innings.
- Allowed a .274 opponents batting average, which broke down to .200 (12-for-60) with a .742 OPS against left-handed hitters and .370 (17-for-46) with a 1.137 OPS against right-handers... issued 13 of his 17 walks to lefties.
- Had a .377 opponents average and five of his six home runs with the bases empty, .170 with runners on...opponents hit .192 with runners in scoring position.
- Stranded his only inherited runner and first batters faced were 7-for-20 (.350) with three walks.
- Tossed at least one inning in all 23 of his appearances, including exactly 1.0 inning 20 times.
- **DAY-BY-DAY:** Was on the Opening Day roster for Seattle and picked up the save in the Mariners 2-1 win in the opener on April 8 at Minnesota...did not allow a run in his first five games (5.0 ip) but then compiled an 8.68 ERA over his final 11 games contests beginning on April 21 ...was on the restricted list from May 16-19...made his 200th career appearance in his first game back on May 21 at Boston and took the loss in a 6-5 decision (0.2 ip, 2 h, 1 r, 1 er)... posted an 8.10 ERA and 1.102 OPS in eight games in May...now has a 6.00 career ERA in May, which is his highest for any month of the season...was optioned to Tacoma on May 25 and spent the remainder of the season at Triple-A...allowed a run in each of his first four appearances (6.75 ERA) before he was designated for assignment on June 11...was outrighted to Tacoma on June 14 and did not pitch before going on the injured list on June 23 with an in-

flamed right AC joint...was reinstated from the IL on July 13 and tossed a scoreless inning that day against Oklahoma City before allowing a season-high three runs two days later against the Dodgers...then did not allow a run in 10 of his next 11 appearances from July 23 to Aug. 31 (11.1 ip, 9 h, 1 r, 1 er, 9 bb, 12 so, 0.79)...converted each of his three save opportunities over that span...struck out a season-high three batters for the save on Aug. 5 at Sacramento...had a 1.13 ERA and .194 opponents batting average in eight games in August...then went 4-0 despite a 6.75 ERA in six games in September...tossed a season-high 2.0 innings in back-to-back appearances on Sept. 8 at Oklahoma City and Sept. 13 at Las Vegas...matched his season high with three strikeouts in the former contest...allowed a season-high tying three runs on a minor league season-high four hits in 1.0 innings at Las Vegas on Sept. 17 but picked up the win in a 12-11 victory.

## CAREER

**2021**—Went 5-2 with 14 saves and a 2.00 ERA in 62 games with Seattle...struck out 58 and walked 17 in 67.2 innings...led Mariners relievers in innings pitched...his ERA was ninth best in franchise history among pitchers with at least 40 innings pitched...held opponents scoreless in 51 of his 62 games...had three separate streaks of at least 8.0 innings without giving up an earned run...tallied 8.2 innings from April 30 to May 18, 10.0 scoreless innings from June 6-30 and 18.1 innings over a 16-game stretch from Aug. 6 to Sept. 13...during his career-high 16 consecutive appearances without a run, he struck out 13 and walked three...was on the injured list from May 21 to June 4...tossed a perfect inning on June 14 against Minnesota for his first save of the season...seven of his 14 saves came in September and October...had a 2.57 ERA with 10 strikeouts and three walks in 14.0 innings over the last month of the season.

**2020**—Spent the entire pandemic-shortened season on the 60-day injured list with right triceps tendinitis and did not pitch.

**2019**—Had his season cut short with right elbow inflammation, landing on the injured list on May 8 through the end of the season...made just 15 appearances and went 0-2 with a 6.28 ERA...still held opponents to a .173 average and 0.98 WHIP...made one rehab appearance for Single-A Jupiter (1.0 ip, 0 r), on August 1.

**2018**—In his first full MLB season, went 4-4 with 3.90 ERA in a career-high 71 games...also set career highs in wins and strikeouts (74)...opened the season with 16 scoreless appearances in 17 games (1.08 ERA)...did not allow a run in his first nine games (8.2 ip), while holding opponents to .143 average...did not allow a run in 14 appearance in June to become the first pitcher in Marlins history to appear in 14-or-more games in a month without allowing a run...joined teammate Kyle Barraclough as one of five NL pitchers in June to appear in 10-plus games and not allow a run.

**2017**—Began the season with Triple-A New Orleans where he went 0-1 with 5 saves and a 1.62 ERA through 26 games, and was named a Midseason All-Star in the Pacific Coast League...made his Major League debut on May 24 at Oakland, allowing one hit and a strikeout over 2.0 innings...earned his first win on July 17 vs. Philadelphia...among National League rookie relievers, he ranked fourth in opponent average (.227) and seventh in strikeouts (54)...of all NL rookie relievers with a minimum of 20 games pitched, he ranked third in ERA behind Hoby Milner (2.01) and Josh Hader (2.08).

### OAKLAND A'S SUSPENDED GAMES

Date	Opponent	Reason	Status	Completed	Final
May 19, 2019	at Detroit	Rain	A's leading 5-3 in the bottom of the 7th	Sept. 6 (at Oakland)	W, 7-3
April 6, 1998	Cleveland	Curfew	A's trailing 6-5 after eight innings	April 8	L, 5-6
Aug. 10, 1972	Chicago	Curfew	Tied 3-3 after 17 innings	Aug. 11	W, 5-3 (19)

**2016**—Appeared in a total of 40 games (all in relief), making stops at High-A Jupiter, Double-A Jacksonville and Triple-A New Orleans...went a combined 1-1 with 14 saves, a 2.08 ERA and 71 strikeouts in 52.0 innings...after the season, pitched for Mesa in the Arizona Fall League, going 2-1 with 3 saves...was named an MiLB.com Organizational All-Star for Miami.

**2015**—Split the season between Single-A Greensboro (10 games, 5 starts) and High-A Jupiter (15 games, 8 starts)...was a combined 5-6 with a 3.00 ERA and 78 strikeouts in 96.0 innings.

**2014**—Appeared in one game for the Gulf Coast League Marlins after spending most of the year recovering from “Tommy John” surgery.

**2013**—Pitched in just five games at Single-A Greensboro before undergoing “Tommy John” surgery after experiencing right elbow tendinitis in May.

**2012**—In his professional debut at Low-A Jamestown, went 1-2 with a 3.72 ERA in 10 games, including eight starts.

## PERSONAL/MISCELLANEOUS

Andrew Paul Steckenrider was originally signed by Marlins scout Carmen Carcone...attended Greater Atlanta Christian School in Norcross, GA, where he was an AFLAC, Rawlings and Under Armour All-American in 2008...was 6-6 over two seasons at the University of Tennessee under head coach Todd Raleigh.

## LIFETIME PITCHING RECORD

Year	Club	W	L	ERA	G	GS	CG	SHO	SV	IP	H	R	ER	HR	HB	BB	IBB	SO	WP	BK
2012	Jamestown	1	2	3.72	10	8	0	0	0	36.1	28	20	15	0	1	25	0	38	1	0
2013	Greensboro	1	1	4.58	5	4	0	0	0	19.2	15	14	10	2	2	10	0	28	0	0
2014	GCL Marlins	0	0	0.00	1	0	0	0	0	1.0	0	0	0	0	0	1	0	0	1	0
2015	Jupiter	4	3	3.18	15	8	1	0	1	56.2	59	21	20	2	2	25	0	44	5	0
	Greensboro	1	3	2.75	10	5	0	0	0	39.1	38	15	12	2	0	17	0	34	1	0
2016	New Orleans	0	1	5.40	10	0	0	0	7	11.2	11	9	7	1	0	7	0	15	1	0
	Jacksonville	1	0	1.48	24	0	0	0	6	30.1	12	5	5	0	1	10	0	39	0	0
	Jupiter	0	0	0.00	6	0	0	0	1	10.0	2	0	0	0	0	2	0	17	0	0
2017	MIAMI	1	1	2.34	37	0	0	0	1	34.2	30	13	9	4	0	18	1	54	1	0
	New Orleans	0	1	1.62	26	0	0	0	5	33.1	18	6	6	3	1	8	0	44	3	0
2018	MIAMI	4	4	3.90	71	0	0	0	5	64.2	55	29	28	7	2	27	5	74	0	0
2019	MIAMI	0	2	6.28	15	0	0	0	0	14.1	9	10	10	6	1	5	0	14	0	0
	Jupiter	0	0	0.00	1	1	0	0	0	1.0	1	0	0	0	0	0	0	0	0	0
2020										(Injured — Did Not Pitch)										
2021	SEATTLE	5	2	2.00	62	0	0	0	14	67.2	52	16	15	5	4	17	2	58	0	0
2022	SEATTLE	0	2	5.65	16	0	0	0	2	14.1	21	9	9	2	0	5	0	10	0	0
	Tacoma	4	0	4.62	23	0	0	0	3	25.1	29	14	13	6	0	17	0	21	1	0
	<b>Major League Totals</b>	<b>10</b>	<b>11</b>	<b>3.27</b>	<b>201</b>	<b>0</b>	<b>0</b>	<b>0</b>	<b>22</b>	<b>195.2</b>	<b>167</b>	<b>77</b>	<b>71</b>	<b>24</b>	<b>7</b>	<b>72</b>	<b>8</b>	<b>210</b>	<b>1</b>	<b>0</b>
	<b>Minor League Totals</b>	<b>12</b>	<b>11</b>	<b>2.99</b>	<b>131</b>	<b>26</b>	<b>1</b>	<b>0</b>	<b>23</b>	<b>264.2</b>	<b>213</b>	<b>104</b>	<b>88</b>	<b>16</b>	<b>7</b>	<b>122</b>	<b>0</b>	<b>280</b>	<b>13</b>	<b>0</b>

## CAREER TRANSACTIONS

**2012** — Selected by the Miami Marlins in the eighth round of the First-Year Player Draft. **2019** — On the injured list, May 7 to October 31; included rehabilitation assignment to Jupiter, August 1 to 5. **2020** — On the injured list, July 23 to October 27. Elected free agency, October 28; signed by the Seattle Mariners to a minor league contract, November 18. **2021** — On the injured list, May 21 to June 4. **2022** — On the restricted list, May 16 to 19. Elected free agency, October 6. **2023** — Signed by the Oakland Athletics to a minor league contract, February 10.

## STECKENRIDER'S CAREER BESTS

Low Hit Complete Game: None  
 Innings Pitched: 2.1, August 24, 2021 at Oakland  
 Strikeouts: 4 (twice), last: July 15, 2017 vs. Los Angeles (NL)  
 Pitches: 42, April 5, 2021 vs. Chicago (AL)  
 Longest Winning Streak: 3, July 9 to August 13, 2021  
 Longest Losing Streak: 5, August 28, 2018 to April 2, 2021  
 Longest Scoreless Streak: 19.2, May 22 to July 8, 2018

**OUTFIELDER****Height/Weight:** 5-10 / 175**Bats/Throws:** Left / Left**Birthdate:** September 12, 1996**Opening Day Age:** 26**Birthplace/Resides:** Fremont, California / Fremont, California**Major League Service:** 28 days**Obtained:** Acquired from the Tampa Bay Rays with Christian Fernandez for Christian Bethancourt, July 9, 2022**Contract Status:** First year of a one-year contract through 2023[Updated Stats](#)**CAREER HIGHLIGHTS**

Was selected by Toronto in the 10th round of the 2018 draft and was traded three times before making his Major League debut with Oakland in 2022...batted .167 with three doubles and one RBI in 23 games...is a .293 hitter with 22 home runs, 167 RBI, 67 stolen bases and a .407 on-base percentage in 345 games over in four seasons in the minors in the Blue Jays (2018-19), Astros (2019), Rays (2020-22) and A's (2022) organizations...was named to postseason All-Star teams in the Appalachian League in 2018 and the Florida State League in 2019.

**2022 HIGHLIGHTS**

- Was acquired from Tampa Bay on July 9 and made his Major League debut with the A's in August, batting .167 with three doubles, one RBI and a .478 OPS in 23 games...added eight walks for a .261 on-base percentage.
- Hit .164 (9-for-55) with a .484 OPS against right-handed pitchers...was 1-for-5 (.200) with a .400 OPS against left-handers.
- Batted .222 with a .563 OPS in 10 games in Oakland, .121 with a .408 OPS in 13 games on the road.
- Went 1-for-10 (.100) with runners in scoring position.
- Made 19 starts, all in center field...also appeared in two games in right field and one in left field...did not commit an error nor have an assist in 22 games overall in the outfield.
- Was 0-for-2 as a pinch hitter.
- Made seven starts batting eight and ninth, four hitting leadoff and one in the seven spot.
- Began the season at Triple-A Durham in the Tampa Bay organization and was hitting .265 with two home runs and 17 RBI in 57 games when he was traded to Oakland on July 9 with Christian Fernandez for Christian Bethancourt...batted .322 with four home runs and 19 RBI in 24 games with the Aviators...combined to hit .284 with six home runs, 36 RBI and an .801 OPS in 81 games overall at Triple-A.
- Drew 45 walks and was hit by a pitch once to fuel a .389 on-base percentage.
- Was successful in 16-of-19 (84.2%) stolen base attempts and has now reached double figures in steals in each of his four minor league seasons.
- Batted .332 (61-for-184) with five of his six home runs and a .928 OPS against right-handed pitchers compared to .164 (12-for-73) with a .478 OPS against left-handers.
- Had a .353 batting average with runners in scoring position...connected for four of his six home runs with runners on base.
- Combined to hit .311 in his home ballparks.
- Batted .250 with two strikes...had a .472 batting average and 1.378 OPS on a 3-2 count with 24 walks and seven strikeouts.
- Started 48 games in center field, 18 in left field and 10 in right field...did not commit an error in 78 games overall in the outfield...had seven assists...has not committed an error in his last 169 minor league games in the outfield dating back to his last miscue in the first game of an Aug. 31, 2019 doubleheader at Down East.
- Batted in every spot in the order except the three through five spots and had his most at bats with 46 games batting ninth.

- DAY-BY-DAY:** Began the season at Triple-A Durham in the Tampa Bay organization and went 0-for-12 over his first three games...then had a season-high 16-game reaching base streak from April 9 to May 4...hit .349 with a .525 on-base percentage during the streak...drew a walk in nine consecutive games from April 10 to 24 (14 walks total)...hit .239 in April but walked 16 times in 17 games for a .435 on-base percentage...struck out a season-high three times May 11 against Gwinnett...had a .422 on-base percentage over his first 25 games through May 12...then went 12-for-48 (.250) with three walks (.288 on-base percentage) over his next 14 contests through June 4...had a season-high 10-game hitting streak from June 8 to 26...went 11-for-32 (.344) with seven runs scored, six RBI and five walks during the streak...then went 4-for-20 (.200) over his next eight games before he was traded to Oakland on July 9 with fellow minor leaguer Christian Fernandez for Christian Bethancourt...was assigned to Las Vegas following the trade and hit .238 with a .377 on-base percentage over his first 12 games through Aug. 3...laced a career-high two triples and scored a season-high three runs July 13 against Salt Lake...stole a season-high two bases July 26 at Albuquerque...went 3-for-4 with two home runs and three RBI Aug. 7 against Reno...it was his second career two-homer game (July 10, 2021 at Rocket City) and the hits were a season-high...was batting .305 with a .417 on-base percentage in 16 games with Las Vegas when he was selected by Oakland on Aug. 10...made his ML debut that day against Los Angeles (AL) with a start in center field and went 1-for-3 with a walk...singled off Aaron Loup in the sixth inning for his first big league hit...hit safely in his first two games (2-for-5) but then went 1-for-18 over his next seven contests...stole his first base on Aug. 15 at Texas...collected his first extra base hit the next day against the Rangers, a double, but also struck out a career-high three times...had his first career two-hit game on Aug. 20 against Seattle and drove in the first run of his career the next day against the Mariners on a second inning sacrifice fly...was hitting .167 with a .261 on-base percentage in 23 games when he was optioned to Las Vegas on Sept. 6...went 10-for-28 (.357) with nine runs and 11 RBI over his final eight games...drove in a minor league career-high five runs on Sept. 8 at Sacramento.

## CAREER

**2021**—Spent the entire season at Double-A Montgomery where he hit .254 with a career high nine home runs and 41 RBI in 92 games...added 56 walks to fuel a .368 on-base percentage...had a career-high 78 strikeouts and matched his best with 15 doubles...led the Double-A South in sacrifice flies (7), tied for the lead in sacrifice hits (6), ranked fifth in walks, sixth in on-base percentage and tied for seventh in stolen bases (17)...hit .268 with a .783 OPS against left-handed hitters, .251 with a .768 OPS against right-handers...connected for eight of his nine home runs off righties...batted .219 with the bases empty, .315 with runners on...was 2-for-5 with a grand slam and eight RBI with the bases loaded...started 55 games in center field, 23 in left field and eight in right field...did not commit an error in 163 total chances and had six outfield assists...batted in every spot in the order and had his most playing time hitting fifth (26 games) and sixth (22)...belted a grand slam and had a season-high four RBI May 7 at Tennessee...had his first career two-homer game July 10 at Rocket City...stole a season-high three bases July 28 at Biloxi (also Sept. 8 at Mississippi)...was a perfect 4-for-4 on Sept. 2 against Pensacola to begin a season-best nine-game hitting streak (11-for-25, .440)...hit .378 in 13 games in September...then went 4-for-17 (.235) with three walks in five postseason games.

**2020**—Was traded to Tampa Bay with Peyton Battenfield for Austin Pruitt on Jan. 9 and was a non-roster invitee with the Rays...went 0-for-1 in one Spring Training game...did not play after the minor league season was canceled due to the pandemic.

**2019**—Spent most of the season at Single-A Dunedin where he batted .298 with five home runs, 50 RBI and 50 walks (.388 on-base percentage) in 90 games...was traded to the Houston Astros with pitchers Aaron Sanchez and Joe Biagini for outfielder Derek Fisher on July 31 and hit .247 with nine RBI and a .390 on-base percentage in 23 games...combined for a .288 average, five home runs, 59 RBI, 69 walks (.388 on-base percentage), 13 stolen bases and a .772 OPS in 113 games...had career highs in runs (77), hits (120), RBI, walks and games and matched his high in doubles (15)...was named to the Florida State League Postseason All-Star team...hit .300 with all five of his home runs against right-handed pitchers compared to .250 against left-handers...batted .368 with runners in scoring position...started 54 games in left field, 48 in center field and five



in right field...had 21 outfield assists, including 19 with Dunedin...had a 22-game hitting streak from June 8 to July 10...went 34-for-87 (.391) with 25 runs, 14 RBI and 17 walks (.490 on-base percentage) during the streak...went 4-for-6 on July 28 at Palm Beach...batted .372 with a .455 on-base percentage in 24 games in July...hit .233 (7-for-30) with a home run, RBI and seven walks (.395 on-base percentage) in 10 postseason games for the Woodpeckers.

**2018**—Made his professional debut with the Blue Jays affiliate in the Gulf Coast League and hit .474 with a .645 on-base percentage in six games before he was promoted to Rookie Bluefield on June 28...hit .359 with two home runs, 29 RBI and 20 stolen bases with Bluefield and combined for a career-high .369 average, two home runs, 31 RBI, 64 walks, 21 stolen bases and a 1.034 OPS in 59 games overall...also had career highs in on-base percentage (.511), slugging (.523), OPS, triples (6) and stolen bases (21)...was named to the Appalachian League Postseason All-Star team and was a Blue Jays Organizational All-Star by MiLB.com...hit .514 against left-handed pitchers and .456 with runners in scoring position...reached base safely in 56 of the 58 games in which he batted, including each of his first 36...went 1-for-3 with a career-high four walks and a career-high five runs scored on June 29 at Greeneville...stole a career-high four bases Aug. 28 at Burlington...was 4-for-11 (.364) with six runs, a home run, RBI and four walks in three postseason games for Bluefield.

## PERSONAL/MISCELLANEOUS

Cal Stevenson was originally signed by Blue Jays scout Darold Brown...is married, Rebekah, and has one child...graduated from John F. Kennedy High School in Fremont, Calif. where he was a four-year letter winner in baseball under his father and head coach, Jim Stevenson....attended Nevada-Reno, Chabot JC and the University of Arizona...earned First-Team CCCAA honors at Chabot in 2016 and was an honorable mention All-Pac-12 selection in 2017.

### LIFETIME PLAYING RECORD

Year	Club	AVG.	G	AB	R	H	2B	3B	HR	RBI	SH	SF	HP	BB	SO	SB	CS	OBP	SLG	E
2018	GCL Blue Jays	.474	6	19	12	9	2	0	0	2	0	1	0	11	3	1	0	.645	.579	1
	Bluefield	.359	53	195	61	70	13	6	2	29	0	1	0	53	21	20	1	.494	.518	1
2019	Dunedin	.298	90	336	59	100	9	4	5	50	3	1	0	50	52	11	6	.388	.393	0
	Fayetteville	.247	23	81	18	20	6	1	0	9	0	0	0	19	13	2	3	.390	.346	3
2020	(Minor League Season Canceled — Did Not Play)																			
2021	Montgomery	.254	92	295	51	75	15	1	9	41	6	7	1	56	78	17	5	.368	.403	0
2022	Durham	.265	57	170	29	45	7	1	2	17	1	1	0	31	42	9	2	.376	.353	0
	Las Vegas	.322	24	87	23	28	2	2	4	19	0	2	1	14	12	7	1	.413	.529	0
	OAKLAND	.167	23	60	5	10	3	0	0	1	2	1	0	8	23	1	1	.261	.217	0
<b>Major League Totals</b>		<b>.167</b>	<b>23</b>	<b>60</b>	<b>5</b>	<b>10</b>	<b>3</b>	<b>0</b>	<b>0</b>	<b>1</b>	<b>2</b>	<b>1</b>	<b>0</b>	<b>8</b>	<b>23</b>	<b>1</b>	<b>1</b>	<b>.261</b>	<b>.217</b>	<b>0</b>
<b>Minor League Totals</b>		<b>.293</b>	<b>345</b>	<b>1183</b>	<b>253</b>	<b>347</b>	<b>54</b>	<b>15</b>	<b>22</b>	<b>167</b>	<b>10</b>	<b>13</b>	<b>2</b>	<b>234</b>	<b>221</b>	<b>67</b>	<b>18</b>	<b>.407</b>	<b>.420</b>	<b>5</b>

### CAREER TRANSACTIONS

**2016** — Selected by the Los Angeles Dodgers organization in the 36th round of the First-Year Player Draft, did not sign. **2018** — Selected by the Toronto Blue Jays organization in the 10th round of the First-Year Player Draft. **2019** — Traded to the Houston Astros with pitchers Aaron Sanchez and Joe Biagini for outfielder Derek Fisher, July 31. **2020** — Traded to the Tampa Bay Rays with pitcher Peyton Battenfield for pitcher Austin Pruitt, January 9. **2022** — Traded to the Oakland Athletics with minor league pitcher Christian Fernandez for catcher/infielder Christian Bethancourt, July 9.

### STEVENSON'S CAREER BESTS

Hits: 2, August 20, 2022 vs. Seattle  
 Home Runs: None  
 Runs Batted In: 1, August 21, 2022 vs. Seattle  
 Stolen Bases: 1, August 15, 2022 at Texas  
 Hitting Streak: 2 (twice), last: August 20 to 21, 2022  
 Hitless Streak (At Bats): 9 (twice), last: August 16 to 19, 2022  
 Game Ending RBI: None  
 Grand Slams: None  
 Pinch-Hit Home Runs: None  
 Inside-The-Park Home Runs: None  
 Lead Off Home Runs: None

## RIGHT-HANDED PITCHER

Height/Weight: 6-5 / 268

Bats/Throws: Right / Right

Birthdate: May 31, 1996


Opening Day Age: 26M

Birthplace/Resides: Bryan, Texas / La Grange, Texas

Major League Service: 3 days

Obtained: Signed to a minor league contract, November 16, 2020

Contract Status: First year of a one-year contract through 2023

 [Updated Stats](#)

## NON-ROSTER INVITEE

## CAREER HIGHLIGHTS

Is 30-28 with a 3.45 ERA and .232 opponents batting average in 110 games, including 95 starts, in the minors with Pittsburgh (2014-15), Milwaukee (2016-20) and Oakland (2021-22)...missed the entire 2021 season following "Tommy John" surgery and 2020 due to the pandemic...was originally selected by the Pirates as a Competitive Balance Round B pick in the 2014 draft and was traded to the Brewers organization following the 2015 season...was named Southern League Most Outstanding Pitcher in 2019 for Biloxi after leading the league in ERA (2.20) and opponents batting average (.192) while tying for the lead in wins (11).

## 2022 HIGHLIGHTS

- Began the season on the injured list as he continued his recovery from "Tommy John" surgery.
- Made a rehab appearance with the A's affiliate in the Arizona Complex League on Aug. 23 against the Cubs and tossed 2.0 scoreless innings of relief (1 bb)...it was his first outing in a regular season game since a start on Aug. 29, 2019 with San Antonio at Round Rock (L, 4.0 ip, 6 h, 4 r, 4 er, 2 bb, 3 so).
- Was reinstated from the injured list on Aug. 25 and was assigned to Double-A Midland where he went 0-0 with a 1.59 ERA in three starts.
- Struck out eight batters in 5.2 innings but walked five while holding the opposition to a .158 batting average.
- Tossed 2.0 innings in two of his starts and 1.2 innings in his other start.
- His highest pitch total came in his final outing on Sept. 16 against Wichita when he logged 40 pitches.

## CAREER

**2021**—Signed a minor league deal with the A's on Nov. 16, 2020 and was a non-roster invitee to Spring Training...did not pitch and spent the entire season on the injured list after undergoing "Tommy John" surgery on his right elbow.

**2020**—Did not allow an earned run in three Spring Training appearances with Milwaukee (3.0 ip, 4 h, 4 r, 1 bb, 3 so) before he was optioned to Triple-A San Antonio March 9...was added to the Brewers 60-man player pool July 9...was recalled by Milwaukee Aug. 31 but did not pitch and was optioned following the game...was designated for assignment Sept. 14 and outrighted to the San Antonio roster Sept. 16.

**2019**—Went 12-6 with a 3.60 ERA in 27 starts between Double-A Biloxi and Triple-A San Antonio...began the season at Biloxi, where he went 11-4 with a 2.20 ERA in 20 starts...was named Southern League Most Outstanding Pitcher...was a SL Midseason and Postseason All-Star...led the Southern League in ERA (2.20), opponents batting average (.192) and WHIP (0.87) and tied for the league lead in wins (11)...ranked eighth in innings pitched (122.2)...was named SL Pitcher of the Week twice: April 15-21 and July 15-21...was promoted to San Antonio on July 26 where he went 1-2 with a 9.30 ERA in seven starts.

**2018**—Went 8-7 with a 2.48 ERA in 25 starts between Single-A Carolina and Double-A Biloxi...his 2.48 ERA and 123 strikeouts ranked second in the Brewers organization...held opponents to a .223 batting average...began the season at Carolina, where he went 2-1 with a 1.76 ERA in nine starts...was a Carolina League All-Star...was promoted to Biloxi on May 26 and went 6-6 with a 2.91 ERA in 16 starts...went 0-6 with a 5.22 ERA over his first eight starts, and 6-0 with a 0.96 ERA over his last eight starts...was Southern League Pitcher of the Week for July 23-29, going 1-0 with a 1.38 ERA in two starts (13.0 ip, 8 h, 4 r, 2 er, 3 bb, 12 so)...did not allow an earned run in his last three starts, surrendering just an unearned run in 18.0 innings.

**2017**—Went 5-6 with a 3.57 ERA and one save in 23 games (18 starts) between Single-A Wisconsin and Single-A Carolina...held opponents to a .212 batting average...began the season at Wisconsin and was promoted to Carolina on May 29.

**2016**—In his first season in the Brewers organization went 3-4 with a 3.24 ERA and one save in 15 games (eight starts) between Rookie Helena and Single-A Wisconsin...began the season at Helena and was promoted to Wisconsin July 10.

**2015**—Went 1-2 with a 6.6 ERA in eight starts with Rookie Bristol in his final season in the Pirates organization.

**2014**—Made his professional debut with the Pirates affiliate in the Gulf Coast League and was 1-3 with a 4.88 ERA in eight games, including six starts.

## PERSONAL/MISCELLANEOUS

Treyson Thomas Supak was originally signed by Pittsburgh scout Trevor Haley...is married, Sarah...graduated from La Grange (TX) High School, where he also played football and basketball...was the first player drafted from La Grange since pitcher Homer Bailey by Cincinnati in 2004...committed to the University of Houston prior to signing with Pittsburgh...his uncle, Jody, who was also a pitcher, was drafted by Detroit in 1987.

## LIFETIME PITCHING RECORD

Year	Club	W	L	ERA	G	GS	CG	SHO	SV	IP	H	R	ER	HR	HB	BB	IBB	SO	WP	BK	
2014	GCL Pirates	1	3	4.88	8	6	0	0	0	24.0	27	13	13	4	3	11	0	21	1	0	
2015	Bristol	1	2	6.67	8	8	0	0	0	28.1	35	22	21	2	2	5	0	23	3	1	
2016	Helena	1	1	1.29	4	2	0	0	0	14.0	10	3	2	0	2	1	0	11	2	0	
	Wisconsin	2	3	3.86	11	6	0	0	1	44.1	48	23	19	3	2	17	1	40	4	0	
2017	Wisconsin	2	2	1.76	8	7	0	0	0	41.0	21	9	8	1	1	10	0	53	0	0	
	Carolina	3	4	4.60	15	11	0	0	1	72.1	65	39	37	12	3	28	0	57	2	0	
2018	Carolina	2	1	1.76	9	9	0	0	0	51.0	37	10	10	2	3	16	0	48	2	0	
	Biloxi	6	6	2.91	16	16	0	0	0	86.2	74	36	28	4	2	28	2	75	2	2	
2019	Biloxi	11	4	2.20	20	20	1	1	0	122.2	84	33	30	6	5	23	1	91	1	2	
	San Antonio	1	2	9.30	7	7	0	0	0	30.0	41	31	31	6	5	9	0	27	1	0	
2020																					
2021	Midland																				
2022	ACL A's	0	0	0.00	1	0	0	0	0	2.0	0	0	0	0	0	1	0	0	0	0	0
	Midland	0	0	1.59	3	3	0	0	0	5.2	3	1	1	0	0	5	0	8	0	0	0
	<b>Minor League Totals</b>	<b>30</b>	<b>28</b>	<b>3.45</b>	<b>110</b>	<b>95</b>	<b>1</b>	<b>1</b>	<b>2</b>	<b>522.0</b>	<b>445</b>	<b>220</b>	<b>200</b>	<b>40</b>	<b>28</b>	<b>154</b>	<b>4</b>	<b>454</b>	<b>18</b>	<b>5</b>	

## CAREER TRANSACTIONS

**2014** — Selected by the Pittsburgh Pirates in the Competitive Balance Round B of the First-Year Player Draft.

**2015** — Traded to the Milwaukee Brewers with minor league outfielder Keon Broxton for infielder Jason Rogers, December 17. **2020** — Elected free agency, November 1; signed by the Oakland Athletics to a minor league contract, November 16. **2021** — Elected free agency, November 7; re-signed by Oakland to a minor league contract, November 12.

**CATCHER****Height/Weight:** 6-4 / 218**Bats/Throws:** Right / Right**Birthdate:** May 14, 2001**Opening Day Age:** 21**Birthplace/Resides:** Roseville, California / Scottsdale, Arizona**Major League Service:** None**Obtained:** Selected in the 1st round (19th selection overall) of the 2022 First-Year Player Draft**Contract Status:** First year of a one-year contract through 2023
 [Updated Stats](#)
**NON-ROSTER INVITEE****CAREER HIGHLIGHTS**

Was the A's first round selection and the 19th pick overall in the 2022 First-Year Player Draft and batted .298 with a home run and 15 RBI in 27 games in his professional debut...was rated as the A's fourth-best prospect by MiLB.com and seventh-best by *Baseball America* following the season.

**2022 HIGHLIGHTS**

- Was the A's first round draft pick and began his professional career with the A's affiliate in the Arizona Rookie League...went 3-for-6 in two games before he was promoted to Single-A Stockton on Aug. 8...hit .286 in 25 games with the Ports and combined for a .298 average, one home run, 15 RBI and a .758 OPS in 27 games overall.
- Batted .321 (26-for-81) against right-handed pitchers, .217 (5-for-23) with his lone home run against left-handers.
- Combined for a .405 batting average in his home ballparks...hit .184 on the road.
- Had a .333 batting average with his lone home run with runners on base compared to .260 with the bases empty.
- Was 9-for-17 (.529) when putting the first pitch in play.
- Started 14 games and designated hitter and 12 at catcher...committed four errors behind the plate for a .965 fielding percentage...opponents were successful in 15-of-21 (71.4%) stolen base attempts with him behind the plate.
- Hit .356 as a catcher, .259 as the designated hitter...was also 0-for-1 as a pinch hitter.
- Saw his most action with 15 games batting fifth.
- Following the season, was rated as the A's fourth-best prospect by MiLB.com and seventh-best by *Baseball America*.
- **DAY-BY-DAY:** Made his professional debut on Aug. 4 against the Brewers-Blue and went 3-for-3 with a double and two RBI in a start at catcher...it was one of three three-hit games...went 0-for-3 the next day and was moved up to Stockton on Aug. 8...was 3-for-24 (.125) over his first seven games with the Ports but then hit .338 over his final 18 contests...hit his first home run Aug. 13 at San Jose...had his first of two three-RBI games on Aug. 27 at Fresno (also Aug. 30 vs. San Jose)...that began a season-best six-game hitting streak that ran through Sept. 3...went 10-for-26 (.385) with three doubles and seven RBI during the streak...had a 0-for-5 game on Sept. 7 at Modesto but then hit safely in each of his final four games (5-for-17, .294).

**PERSONAL/MISCELLANEOUS**

Daniel Shawn Susac...graduated from Jesuit (Roseville, Calif.) High School...attended the University of Arizona where he batted .351 with 24 home runs and 126 RBI in 125 games in two seasons with the Wildcats...earned Pac-12 All Conference honors in 2022 and Pac-12 Freshman of the Year honors in 2021...his older brother Andrew played in 114 games for six seasons in the majors with San Francisco (2014-15), Milwaukee (2016-17), Baltimore (2018) and Pittsburgh (2020).

## LIFETIME PLAYING RECORD

Year	Club	AVG.	G	AB	R	H	2B	3B	HR	RBI	SH	SF	HP	BB	SO	SB	CS	OBP	SLG	E
2022	ACL A's	.500	2	6	1	3	1	0	0	2	0	0	0	0	0	0	0	.500	.667	0
	Stockton	.286	25	98	14	28	7	0	1	13	0	0	2	7	25	0	0	.346	.388	4
<b>Minor League Totals</b>		<b>.298</b>	<b>27</b>	<b>104</b>	<b>15</b>	<b>31</b>	<b>8</b>	<b>0</b>	<b>1</b>	<b>15</b>	<b>0</b>	<b>0</b>	<b>2</b>	<b>7</b>	<b>25</b>	<b>0</b>	<b>0</b>	<b>.354</b>	<b>.404</b>	<b>4</b>

## CAREER TRANSACTIONS

2022 — Selected by the Oakland Athletics in the 1st round (19th selection overall) of the First-Year Player Draft.

**RIGHT-HANDED PITCHER****Height/Weight:** 6-4 / 210**Bats/Throws:** Right / Right**Birthdate:** November 24, 1998**Opening Day Age:** 24**Birthplace/Resides:** Brandon, Florida / Brandon, Florida**Major League Service:** 2 days**Obtained:** Acquired from Atlanta in a three-team, nine-player deal, December 12, 2022**Contract Status:** First year of a one-year contract through 2023

Updated Stats

**CAREER HIGHLIGHTS**

Made his Major League debut with Atlanta in 2022, tossing 0.2 scoreless innings in one relief... was originally selected by the Braves in the third round of the 2017 First-Year Player Draft and posted an 18-23 record and a 4.05 ERA in 98 games, including 78 starts, in five seasons in the Atlanta farm system...struck out 417 batters in 377.1 innings, an average of 9.95 per nine innings... was rated as the Braves ninth-best prospect by MiLB.com following the 2021 season and sixth-best following 2022.

**2022 HIGHLIGHTS**

- Began the season at Double-A Mississippi, made his Triple-A debut with Gwinnett in July and his Major League debut with Atlanta in August.
- Was recalled by the Braves on Aug. 16 and made his debut against the New York Mets the next day (0.2 ip, 1 h, 1 so)...entered the game with one out in the top of the ninth and the Braves trailing 8-5 and allowed a RBI double to the first batter he faced, Daniel Vogelbach... struck out Tyler Naquin to end the inning for his first strikeout...was optioned back to Triple-A following the game.
- Combined for a 4-3 record, a 4.05 ERA and .695 opponents OPS in 25 games, including a career-high 23 starts, for Gwinnett and Mississippi.
- Struck out a career-high 124 batters in a career-high 106.2 innings, an average of 10.46 strikeouts per nine innings.
- Also had career highs in home runs (15) and walks (44) and matched his high in wild pitches (8).
- Tied for eighth in the Braves farm system in games started, ranked ninth in strikeouts and 10th in innings pitched.
- Went 1-2 with a 5.77 ERA and .749 opponents OPS over his first nine starts, 2-0 with a 1.97 ERA and .570 OPS over his next 11 starts prior to his call-up and 1-1 with a 6.23 ERA and .899 OPS over his final five games, including three starts, following his return to the minors.
- Allowed a .228 opponents batting average overall, which broke down to .199 (44-for-221) with a .608 opponents OPS against right-handed hitters and .262 (48-for-183) with a .802 OPS against left-handers.
- Held the opposition to a .169 batting average with runners in scoring position...11 of the 15 home runs he allowed were solo shots.
- Opponents hit .155 with two strikes.
- Compiled a 2.80 ERA and .197 opponents batting average over the first three innings of a game, a 5.95 ERA and .271 opponents average from the fourth inning on.
- Had a 4.14 ERA in his 23 starts, a 2.70 ERA in two relief appearances.
- Was 3-1 with a 3.32 ERA in 12 starts on five days rest, 1-2 with a 5.10 ERA in his other 13 appearances.
- Tossed six innings or fewer in all 25 appearances, including five or fewer 21 times.
- Was rated as the Braves sixth-best prospect by MiLB.com following the season and the ninth-best by *Baseball America*.
- **DAY-BY-DAY:** Began the season at Mississippi and had no decisions and a 4.43 ERA over his first five starts...tossed 4.2 innings or fewer in each outing...picked up his first win with 5.0 scoreless innings in a 9-2 victory at Chattanooga on May 13...then went 0-2 with a 9.88 ERA

over his next three starts from May 19-June 1...tossed a season-high 6.0 innings May 19 against Biloxi, his first of four outings of 6.0 innings...also surrendered a career-high tying three home runs that day...allowed a season-high seven hits May 25 at Pensacola (also June 1 vs. Montgomery)...yielded one run or fewer six times over a seven-start stretch from June 7-13...was 2-0 with a 1.82 ERA and .178 opponents batting average over that span...tossed a season-low 0.2 innings in his June 12 start at Rocket City...struck out a career-high tying 12 batters in 5.0 innings on June 30 at Biloxi (also fanned 12 on July 29, 2021 at Pensacola)...allowed just one hit in 6.0 scoreless innings on July 7 against Pensacola and was promoted to Gwinnett the next day...was 2-2 with a 4.31 ERA and .228 opponents batting average in 15 starts at the time of his promotion...then went 2-1 with a 3.68 ERA and .228 opponents average in 10 games in his Triple-A debut ...combined with both clubs to go 1-0 with a 1.99 ERA and .130 opponents batting average in four starts in July...then had no decisions and a 2.20 ERA in four games in the month of August...logged 5.0 scoreless innings on Aug. 5 at Clearwater and tossed a season-high 99 pitches...was 1-0 with a 2.02 ERA and .188 opponents average in five starts with the Stripers when he was called up by Atlanta on Aug. 16...went 1-1 with a 6.23 ERA and .282 average in five games following his return...pitched in relief in his first outing back on Aug. 21 against Memphis (3.2 ip, 5 h, 1 r, 1 er, 6 so)...his other relief appearance came on Sept. 14 against Durham...walked a career-high tying four batters in 2.2 innings on Aug. 28 at Lehigh Valley...yielded a season-high seven runs in 3.0 innings in a 10-7 loss at Buffalo on Sept. 7 ...was placed on the injured list Sept. 21 with a sprained left ankle and missed the remainder of the season.

## CAREER

**2021**—Pitched across two levels of the Braves organization, going a combined 6-4 with a 3.44 ERA...started the season in High-A Rome and made five starts and two appearances before joining Double-A Mississippi, where he made nine starts...struck out 61 hitters over 45.0 innings and finished with a 2.60 ERA with the M-Braves...made one start in Mississippi's Double-A Championship run...struck out seven hitters over 4.1 innings pitched and allowed two runs and three hits... was rated as Atlanta's No. 9 prospect following the season.

**2020**—Did not pitch due to the pandemic...was ranked by MLB.com as Atlanta's No. 11 prospect following the season.

**2019**—Spent the year with High-A Florida and also made three rehab appearances with the GCL Braves...combined to go 3-8 with a 4.75 ERA in 22 starts...was placed on the injured list June 4 with a right rotator cuff strain...was reinstated July 17.

**2018**—In his first full professional season, pitched in 27 games, including 11 starts, with Single-A Rome, going 5-5 with a 3.96 ERA...was named a South Atlantic League Midseason All-Star after going 3-0 with a 1.42 ERA in 15 games before the break.

**2017**—Made his professional debut with the GCL Braves, going 0-3 with a 2.57 ERA over eight starts...allowed a .208 opponents batting average.

## PERSONAL/MISCELLANEOUS

Frederic Michael Tarnok...graduated from Riverview (Fla.) High School.



## LIFETIME PITCHING RECORD


Year	Club	W	L	ERA	G	GS	CG	SHO	SV	IP	H	R	ER	HR	HB	BB	IBB	SO	WP	BK
2017	GCL Braves	0	3	2.57	8	8	0	0	0	14.0	11	6	4	0	1	3	0	10	1	0
2018	Rome	5	5	3.96	27	11	0	0	0	77.1	70	56	34	5	7	41	0	83	8	0
2019	Florida	3	7	4.87	19	19	1	0	0	98.0	105	56	53	6	6	36	0	82	3	1
	GCL Braves	0	1	3.38	3	3	0	0	0	8.0	3	3	3	1	2	1	0	9	0	0
2020	(Minor League Season Canceled — Did Not Pitch)																			
2021	Rome	3	2	4.76	7	5	0	0	0	28.1	21	15	15	6	2	13	0	48	3	0
	Mississippi	3	2	2.60	9	9	0	0	0	45.0	35	15	13	2	0	15	0	61	3	0
2022	Mississippi	2	2	4.31	15	15	0	0	0	62.2	54	32	30	8	3	27	0	75	6	0
	Gwinnett	2	1	3.68	10	8	0	0	0	44.0	38	18	18	7	2	17	0	49	2	0
	ATLANTA	0	0	0.00	1	0	0	0	0	0.2	1	0	0	0	0	0	0	1	0	0
<b>Major League Totals</b>		<b>0</b>	<b>0</b>	<b>0.00</b>	<b>1</b>	<b>0</b>	<b>0</b>	<b>0</b>	<b>0</b>	<b>0.2</b>	<b>1</b>	<b>0</b>	<b>0</b>	<b>0</b>	<b>0</b>	<b>0</b>	<b>0</b>	<b>1</b>	<b>0</b>	<b>0</b>
<b>Minor League Totals</b>		<b>18</b>	<b>23</b>	<b>4.05</b>	<b>98</b>	<b>78</b>	<b>1</b>	<b>0</b>	<b>0</b>	<b>377.1</b>	<b>337</b>	<b>201</b>	<b>170</b>	<b>35</b>	<b>23</b>	<b>153</b>	<b>0</b>	<b>417</b>	<b>26</b>	<b>1</b>

## CAREER TRANSACTIONS

**2017** — Selected by the Atlanta Braves in the 3rd round of the First-Year Player Draft. **2022** — Traded to the Oakland Athletics as part of a three-team, nine-player deal in which Atlanta also traded pitcher Kyle Muller, catcher Manny Piña and minor league pitcher Royber Salinas to the Oakland, Milwaukee traded outfielder Esteyru Ruiz to Oakland, Oakland traded catcher Sean Murphy to Atlanta and pitcher Joel Payamps to Milwaukee and Atlanta sent catcher William Contreras and minor league pitcher Justin Yeager to Milwaukee, December 12.

## TARNOK'S CAREER BESTS

**Low Hit Complete Game:** None  
**Innings Pitched:** 0.2, August 17, 2022 vs. New York (NL)  
**Strikeouts:** 1, August 17, 2022 vs. New York (NL)  
**Pitches:** 10, August 17, 2022 vs. New York (NL)  
**Longest Winning Streak:** None  
**Longest Losing Streak:** None  
**Longest Scoreless Streak:** 0.2, August 17, 2022 to present

**OUTFIELDER****Height/Weight:** 6-4 / 211**Birthdate:** October 8, 1994**Birthplace/Resides:** Colleyville, Texas / Colleyville, Texas**Major League Service:** 35 days**Obtained:** Acquired from the Los Angeles Dodgers with Adam Kolarik for Sheldon Neuse and Gus Varland, February 12, 2021**Contract Status:** First year of a one-year contract through 2023[Updated Stats](#)**Bats/Throws:** Left / Right**Opening Day Age:** 28**NON-ROSTER INVITEE****CAREER HIGHLIGHTS**

Made his Major League debut with Oakland in 2020 and hit .267 in 10 games...has played in just 75 minor league games over the last three seasons...missed the 2020 season due to the pandemic and parts of the last two seasons with an Achilles injury that led to Feb. 22, 2022 surgery on his right Achilles tendon...is a .257 career hitter with 100 home runs and 340 RBI in 512 games in six seasons in the minors...also has 104 doubles and 25 triples for a .492 slugging percentage...has started 185 games in right field, 159 in center field and 98 in left field...spent his first four seasons in the Los Angeles Dodgers farm system before he was traded to the A's prior to the start of Spring Training in 2021...named to the California League Postseason All-Star team in 2018...played for Glendale in the Arizona Fall League in 2018.

**2022 HIGHLIGHTS**

- Missed the first four months of the season following surgery in February on his Achilles tendon but ended up making his Major League debut with the A's in September...went 8-for-30 (.267) with no extra base hits, no RBI and a .579 OPS in 10 games.
- Went 3-for-3 against left-handed pitchers...was 5-for-27 (.185) with a .427 OPS against right-handers.
- Hit .222 with the bases empty, .333 with runner on.
- Played left field in each of his 10 games, including nine starts.
- Made six starts in the seven spot and three hitting eighth.
- Also went 3-for-16 (.188) on a six-game rehab assignment with the A's affiliate in the Arizona Complex League and batted .200 with a home run and eight RBI in 10 games with Triple-A Las Vegas...combined for a .196 average, a home run, 10 RBI and .604 OPS in 16 minor league games overall.
- Hit .204 (9-for-44) with a .638 OPS against right-handed pitchers...was 1-for-7 (.143) with a .286 OPS against left-handers.
- Went 4-for-9 (.444) with runners in scoring position.
- Batted .150 over innings 1-6, .364 from the seventh inning on.
- Started seven games at designated hitter, five in left field and four in center field.
- Batted second six times, all with the ACL A's...hit eighth five times, sixth and seventh twice and fifth once.
- **DAY-BY-DAY:** Began the season on the injured list at Las Vegas after undergoing surgery to repair his right Achilles tendon on Feb. 22...was sent to the A's affiliate in the Arizona Complex League on Aug. 8 for a rehab assignment and went 3-for-16 (.188) in six games before he was reinstated from the IL on Aug. 23...was 4-for-15 (.267) with a home run and five RBI in four games with the Aviators when he was recalled by Oakland on Sept. 1...made his ML debut that day at Washington and went 1-for-2 in a start in left field...singled off Paolo Espino in the fifth inning for his first big league hit...had two hits in his second game on Sept. 3 at Baltimore and three hits the next day against the Orioles...hit safely in each of his first four games (7-for-12, .583) but then went 1-for-18 over his final six contests...was 0-for-4 with four strikeouts on Sept. 7 vs. Atlanta...was optioned back to Las Vegas on Sept. 20 and finished his campaign by going 3-for-20 (.150) with three RBI in six games.

## CAREER

**2021**—Batted .289 with 18 home runs and 52 RBI in just 59 games at Triple-A Las Vegas in his first season in the A's organization...added 20 doubles and four triples for a .665 slugging percentage...his slugging percentage was a career high as was his 1.028 OPS.....ranked third in the A's farm system in extra base hits (42), fifth in home runs and tied for sixth in triples...played his final game on July 25...at the time, he was leading the Triple-A West in extra base hits, ranked second in slugging and OPS, tied for second in triples, third in RBI and total bases (145), tied for third in home runs and fifth in doubles...was eventually placed on the injured list Aug. 20 with a strained right Achilles...hit .308 with a 1.074 OPS against left-handed pitchers, .281 with a 1.009 OPS against right-handers...batted .328 with runners in scoring position...had a .479 batting average and 1.728 OPS when ahead in the count...hit .440 in the fifth inning...started 23 games in left field, 22 in center field, seven in right field and four at designated hitter...had three assists in 52 games overall in the outfield and also committed two errors (.979 fielding percentage)...connected for 10 of his 18 home runs as a left fielder...hit in every spot in the order except second...saw his most action with 11 games in both the seventh and eighth spot...went 1-for-5 with a career-high tying four strikeouts on May 30 at Sacramento...however, that game started a season-best seven-game hitting streak from May 30-June 6 (10-for-25 .400)...had his first of four two-homer games on June 12 against Reno (also June 22 vs. Tacoma, July 9 at Reno, July 15 vs. El Paso)...now has 11 in his career...reached base safely in 20 consecutive games from June 19-July 12...hit .313 with 11 home runs, 32 RBI and a .386 on-base percentage during the streak...homered in three straight games from June 20-22 (four home runs total)...was named Triple-A West Player of the Month for June after hitting .313 with 11 home runs and 28 RBI in 25 games...led the league in extra base hits (19) and total bases (74) in the month, tied for the lead in home runs and RBI, ranked second in runs (24), third in slugging (.747) and fifth in OPS (1.124) and hits (31)...then hit .311 with five home runs, 20 RBI and a 1.112 OPS in 20 games in July...equaled his season high with a seven-game hitting streak from July 3-11...had an extra base hit in each game and went 15-for-33 (.455) with seven doubles, one triple, three home runs, 14 RBI and six multiple hit games during the streak...was named Triple-A West Player of the Week for the week of July 5-11...matched his career high with two doubles July 6 against Sacramento...fell a single short of the cycle on July 9 at Reno when he went 4-for-5 with a double, triple, two home runs and four RBI...the four hits matched his career high and the four RBI matched his season high (June 12 vs. Reno)...went 1-for-3 with a triple in his final game on July 25 at Salt Lake...was placed on the injured list Aug. 20 with a strained right achilles and missed the remainder of the season.

**2020**—Was a non-roster invitee with Los Angeles (NL) and hit .318 with five home runs and 11 RBI in 12 games...tied for second in the Cactus League in home runs and tied for eighth in RBI...was added to the Dodgers 60-man player pool June 29 but did not play in 2020.

**2019**—Spent the entire season in Double-A Tulsa, slashing .236/.308/.443 across a team leading 130 games, the second most games played in the Texas League...named to the TL Midseason All-Star team...throughout the month of May, slashed .337/.402/.519 across 28 games, tallying 20 RBI on five doubles, a triple and four home runs...posted a 10-game hitting streak from May 10-18, going 19-for-40 (.475) while batting in 10 runs on three homers, three doubles and a triple...tallied seven multi-hit games during the same streak...went 4-for-4 on April 17, homering three different times to collect five RBI in a 10-7 victory over Springfield...in day games, went 25-for-82 (.305) while adding up six extra-base hits, seven homers and 21 RBI...paced the Texas League with his 23 home runs, a career-high...ranked in the top three on Tulsa in home runs, batting average (3rd), RBI (1st, 76), on-base percentage (3rd), slugging percentage (2nd), walks (3rd, 46) and total bases (1st, 210)...went 9-for-38 (.237) with two home runs and eight RBI in 10 postseason games.

**2018**—Played the entire season at Single-A Rancho Cucamonga, recording a slash line of .285/.355/.497 while crushing 19 long balls, 35 doubles and seven triples to total 87 RBI across 127 games, the fourth most in the league...named an MiLB.com Organizational All-Star after tallying career highs in doubles, triples, RBI and walks (48)...was also named to the California League Postseason All-Star team...was honored as CL Player of the Week for the week of July 29 and Sept. 3...from July 22-29, went 10-for-32 (.313), with four home runs and 15 RBI...from Aug. 26-Sept. 3, went 15-for-36 (.417) with six doubles, two homers and 12 RBI...had three walks, two

grand slams and 16 RBI with the bases loaded...tallied an 11-game hitting streak from June 21-July 1, going 16-for-44 (.364) with 11 runs six home runs and 13 RBI...hit .333 with three doubles, a triple, two home runs and seven RBI in seven postseason games...following the season, hit .161 with four RBI in 18 games for Glendale in the Arizona Fall League.

**2017**—Spent the entire season with Single-A Great Lakes, finishing with a slash line of .222/.293/.409 across 121 games...boasted a solid June, slashing .306/.355/.541 across 22 games...added four home runs and 18 RBI...paced the team and ranked fifth in the league with 20 homers...led the team in total bases (188) and RBI (65)...tallied a 13-game hitting streak from May 15-30, going 18-for-58 (.310) with four homers and eight RBI.

**2016**—In his first professional season, split his time between the AZL Dodgers and the Ogden Dodgers, slashing .297/.382/.621 across 59 games...added 19 home runs and 50 RBI...awarded the MiLB Joe Bauman Home Run Award for a Short Season...went 5-for-14 (.357) with three doubles in three postseason games for Ogden.

## PERSONAL/MISCELLANEOUS

Cody Ryan Thomas...is married, Shaley...attended Colleyville Heritage High School (Tex.)...played football, throwing for a combined 83 touchdowns in his junior and senior seasons and was rated as a four-star recruit...was drafted by the Yankees but did not sign and attended the University of Oklahoma...played both baseball and football for the Sooners.

### LIFETIME PLAYING RECORD

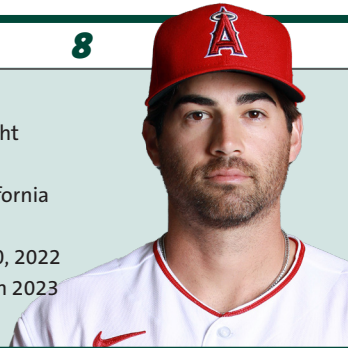
Year	Club	AVG.	G	AB	R	H	2B	3B	HR	RBI	SH	SF	HP	BB	SO	SB	CS	OBP	SLG	E
2016	GCL Dodgers	.500	7	22	10	11	1	1	3	6	0	1	2	3	3	1	0	.571	1.045	0
	Ogden	.276	52	210	41	58	9	3	16	0	1	0	10	18	84	9	3	.360	.576	3
2017	Great Lakes	.222	121	460	59	102	18	4	20	65	0	4	5	43	150	6	7	.293	.409	2
2018	Rancho Cucamonga	.285	127	499	82	142	35	7	19	87	0	3	8	48	163	5	2	.355	.497	5
2019	Tulsa	.236	130	474	77	112	17	6	23	76	0	6	6	46	144	5	3	.308	.443	2
2020	(Minor League Season Canceled — Did Not Play)																			
2021	Las Vegas	.289	59	218	46	63	20	4	18	52	0	1	1	25	78	0	0	.363	.665	2
2022	ACL A's	.188	6	16	0	3	1	0	0	2	0	1	0	3	4	0	0	.300	.250	0
	Las Vegas	.200	10	35	3	7	3	0	1	8	0	1	1	2	13	0	0	.256	.371	0
	OAKLAND	.267	10	30	1	8	0	0	0	0	0	0	0	2	12	0	0	.313	.267	0
Major League Totals		.267	10	30	1	8	0	0	0	0	0	0	0	2	12	0	0	.313	.267	0
Minor League Totals		.257	512	1934	318	498	104	25	100	340	0	18	33	188	639	26	15	.331	.492	14

### CAREER TRANSACTIONS

**2013** — Selected by the New York Yankees in the 30th round of the First-Year Player Draft; did not sign. **2016** — Selected by the Los Angeles Dodgers in the 13th round of the First-Year Player Draft. **2021** — Traded to the Oakland Athletics with pitcher Adam Kolarek for infielder Sheldon Neuse and minor league pitcher Gus Varland, February 12.

### THOMAS' CAREER BESTS

Hits: 3, September 4, 2022 at Baltimore  
 Home Runs: None  
 Runs Batted In: None  
 Stolen Bases: None  
 Hitting Streak: 4, September 1 to 6, 2022  
 Hitless Streak (At Bats): 10, September 7 to 11, 2022  
 Game Ending RBI: None  
 Grand Slams: None  
 Pinch-Hit Home Runs: None  
 Inside-The-Park Home Runs: None  
 Lead Off Home Runs: None



**INFIELDER**

**Height/Weight:** 6-1 / 190      **Bats/Throws:** Left / Right  
**Birthdate:** November 3, 1994      **Opening Day Age:** 28  
**Birthplace/Resides:** Murrieta, California / Murrieta, California  
**Major League Service:** 4 years, 9 days  
**Obtained:** Signed to a minor league contract, October 20, 2022  
**Contract Status:** First year of a one-year contract through 2023

[@ tylerwade](#) [tylerwade](#) [Updated Stats](#)

**NON-ROSTER INVITEE**

**CAREER HIGHLIGHTS**

Made his Major League debut with New York (AL) in 2017 and is a .214 career hitter with seven home runs, 41 RBI and 38 stolen bases in 331 games in six seasons in the majors with the Yankees (2017-21) and Angels (2022)...is a .241 hitter in 170 games over the last two years after batting .190 in 161 games over his first four seasons...has been on six postseason rosters (2017-18, 20-21 AL Wild Card, 2019-20 ALDS) but saw his only action with four games in 2020...walked in his only plate appearance...has played every position each pitcher, catcher and first base in his career, including 140 games at second base, 85 at shortstop, 45 at third base, 35 in left field, 21 in right field and 15 in center field...batted .310 for Scranton/Wilkes-Barre in 2017 to win the International League Batting Title and earn IL Postseason All-Star honors...also earned Postseason All-Star honors in the Eastern League in 2016 and the Florida State League in 2015...played for in the Arizona Fall League for Surprise in 2015 and Scottsdale in 2016.

**2022 HIGHLIGHTS**

- Was on the Opening Day roster for the Los Angeles Angels and batted .218 with a home run, eight RBI and a .544 OPS in 67 games before he was outrighted to Triple-A Salt Lake July 8... went 1-for-4 in two games with the Bees before he was traded to the New York Yankees on July 13...spent the balance of the season at Triple-A Scranton/Wilkes-Barre where he hit .227 with four home runs and 16 RBI in 42 games.
- Had career highs in at bats (147) and sacrifice hits (5) with the Angles and matched his high in doubles (5) and extra base hits (6).
- His batting average broke down to .227 (5-for-22) with a .519 OPS against left-handed pitchers compared to .216 (27-for-125) with a .549 OPS against right-handers.
- Hit .196 over innings 1-6, .267 from the seventh inning on.
- Had a .133 batting average with two strikes.
- Batted .182 in interleague play...now has a .146 career average with three home runs in 53 games against National League competition compared to a .229 average and four home runs in 278 games against the American League.
- Started 23 games at second base, nine at third base, nine at shortstop, four in right field, two in left field and one in center field...committed two errors as a second baseman (.978 fielding percentage), two at third base (.935) and one at shortstop (.978).
- Was 0-for-2 as a pinch hitter and is now 1-for-12 with a walk in his career.
- Started games at each of the bottom four spots in the order, including 31 games hitting eighth.
- Combined at Triple-A to bat .228 with four home runs, 16 RBI and a .723 OPS in 44 games.
- Was successful in 15-of-16 (93.8%) stolen base attempts.
- Hit .252 (23-for-103) with all four of his home runs and a .818 OPS against right-handed pitchers compared to .167 (7-for-42) against left-handers.
- His average improved to .303 with runners in scoring position.
- Started games at six different positions, including 12 in center field, nine at shortstop, nine at second base, six in left field, three in center field and one at third base...committed two errors as a second baseman (.941 fielding percentage) and one at shortstop (.968).

- Made starts at every spot in the order except third through fifth...saw his most action with 11 starts hitting second.
- **DAY-BY-DAY:** Began the year with the Angels and went 1-for-5 over his first three games... then had a season-best six-game hitting streak from April 10-18 (8-for-19, .421)...followed that up by going 5-for-27 (.185) over his next 11 games through May 5...finished April with a .304 batting average in 19 games but then hit .160 in 22 games in May and .204 in 25 games in June...went 1-for-16 over a seven-game stretch from May 14-20...hit his lone home run with the Angels on May 27 against Toronto, a go-ahead solo shot in the fifth inning...went 10-for-41 (.244) with one double and no RBI over his final 23 games with Los Angeles beginning June 7...scored a career-high tying three runs June 21 against Kansas City (also Aug. 9, 2021 at Kansas City)...was designated for assignment on July 3 and outrighted to Triple-A Salt Lake on July 8...went 1-for-4 in two games with the Bees before he was traded to the New York Yankees on July 13 for a player to be named later (had been traded from the Yankees to the Angels for a PTBNL or cash on Nov. 22, 2021)...was assigned to Triple-A Scranton/Wilkes-Barre and reached base safely in each of his first 15 games with a plate appearance...batted .298 (14-for-47) with 12 walks (.441 on-base percentage) over that span...stole two bases on Aug. 6 at Buffalo, his first of two two-steal games (Sept. 25 at Lehigh Valley)...hit .191 over his final 26 games beginning Aug. 10...went 3-for-4 on Sept. 23 at Lehigh Valley, his only game with more than two hits in 2022...batted .196 in September.

## CAREER

**2021**—In fifth big league season with the Yankees, set career highs in several offensive categories, including hits, runs, doubles, stolen bases, walks, batting average and on-base percentage... his 17 steals led the Yankees, ranked third in the American League East (15th in AL) and were the most by a Bomber since 2017 (Brett Gardner, 23 and Jacoby Ellsbury, 22)...defensively, appeared at shortstop (31 games), third base (27), second base (19), center field (10), left field (8) and right field (7)...prior to the season, had only played 32 games in the outfield at the Major League level... posted a .356 average over his final 42 games of the season (July 30-Oct. 3)...was on the Yankees roster for the AL Wild Card Game against Boston but did not play.

**2020**—In his fourth season with the Yankees, spent entire season at the big league level for the first time in career...set then career bests in games, runs, and home runs...made the Opening Day start for New York at second base...went 1-for-1 with a run scored at Washington...played in two games in the AL Wild Card Series against Cleveland but did not have an at bat...also appeared in two games in the ALDS against Tampa Bay...walked to load the bases in the ninth inning in Game 1 at Petco Park in his only postseason plate appearance.

**2019**—Had three different stints with the Yankees, setting a career high for OPS...swiped a then career-best seven bases...tallied his first career multi-stolen base game April 25 at Angel Stadium...posted a .297/.366/.486 slash line in 18 games in September...was on the Yankees roster for the ALDS against Minnesota but did not play.

**2018**—Made his first career Opening Day roster for the Yankees in his second big league season... at the age of 23 years and 126 days, he was the youngest position player to make a Yankees O.D. roster since Melky Cabrera in 2007 (22 years, 234 days)...saw action defensively at second base, shortstop and left field during his four stints with New York...connected for first Major League home run July 11th at Baltimore...was on the Yankees roster for the AL Wild Card Game against Oakland but did not play...with Triple-A Scranton/Wilkes-Barre, hit .255 with 46 runs, 18 doubles, four triples, four HR, 27 RBI and 11 stolen bases.

**2017**—After starting the season with Triple-A Scranton/Wilkes-Barre, saw his first big league action during three stints with the Yankees...made his Major League debut June 27 at Chicago (AL) as a pinch hitter...scored the game-tying run in the eighth inning...collected his first career hit the following night, a sixth inning RBI double off Jake Petricka...was on the Yankees roster for the AL Wild Card game against Minnesota but did not play...at the Triple-A level, slashed .310/.382/.460 with 68 runs, 22 doubles, four triples, seven home runs, 31 RBI and 26 stolen bases), winning the International League batting title...was named to the International League Postseason All-Star

Team...appeared at second base, shortstop, third base, left field, center field and right field...was named a Yankees Organizational All-Star by MiLB.com.

**2016**—Hit .259 with 90 runs, 16 doubles, seven triples, five home runs, 27 RBI and 66 walks in 133 games with Double-A Trenton...was named to both the Eastern League Midseason and Post-season All-Star teams...ranked third in the EL in walks and runs and fourth in games and at bats...stole 27 bases in 35 attempts (77.1%), which was fourth most among Yankees minor leaguers...played 91 games at shortstop and 38 at second base...reached base safely in his first 18 games from April 7-26...following the season, batted .251 with 17 runs and 13 walks in 18 games with Scottsdale in the Arizona Fall League...was 10-for-11 in stolen base attempts.

**2015**—Combined with Single-A Tampa and Double-A Trenton to bat .262 with 57 runs, 15 doubles, five triples, three home runs and 31 RBI in 127 games...stole 33 bases, which ranked third among Yankees minor leaguers...earned spots on the both the Florida State League Midseason and Postseason All-Star teams...played 100 games at shortstop and 24 at second base...hit .298 in 98 games with Tamp...was named FSL “Batter of the Week” for the week of July 6-13 after going 14-for-25 (.560) with seven runs, two doubles, a triple, three walks and a stolen base in seven games...was promoted to Trenton on Aug. 5 and hit .204 in 29 games with the Thunder...was ranked by *Baseball America* as the Yankees seventh-best prospect following the season...hit .220 in 14 games with Surprise in the Arizona Fall League.

**2014**—Spent the entire season with Single-A Charleston, batting .272 with 77 runs, 26 doubles, six triples, a home run and 51 RBI in 129 games...tied for third in the Yankees farm system in stolen bases (22)...played in 94 games at shortstop, 20 at designated hitter, 15 at second base and one at first base...following the season, was tabbed an Organization All-Star by MiLB.com.

**2013**—Made his professional debut with the GCL Yankees1 and hit .309 with 10 doubles, 37 runs, 12 RBI, 32 walks and a .429 on-base percentage in 46 games...stole 11 bases in 12 attempts (91.7%)...was transferred to Short-Season Single-A Staten Island on Aug. 28 and went 1-for-13 (.077) in four games.

## PERSONAL/MISCELLANEOUS

Tyler Dean Wade was originally signed by Yankee Scout David Keith...graduated from Murrieta Valley HS (Murrieta, Calif.) in 2013...hit .524 as a senior...had committed to playing collegiately at San Diego State University.

LIFETIME PLAYING RECORD																				
Year	Club	AVG.	G	AB	R	H	2B	3B	HR	RBI	SH	SF	HP	BB	SO	SB	CS	OBP	SLG	E
2013	GCL Yankees	.309	46	162	37	50	10	0	0	12	2	0	2	32	42	11	1	.429	.370	7
	State Island	.077	4	13	0	1	0	0	0	1	0	0	0	2	4	0	0	.200	.077	0
2014	Charleston	.272	129	507	77	138	24	6	1	51	2	4	6	57	118	22	13	.350	.349	22
	Tampa	.280	98	368	51	103	11	5	2	28	5	4	2	39	65	31	15	.349	.353	28
2015	Trenton	.204	29	113	6	23	4	0	1	3	1	0	1	2	24	2	1	.224	.265	7
	Trenton	.259	133	505	90	131	16	7	5	27	4	1	7	66	103	27	8	.352	.349	26
2016	Scranton/Wilkes-Barre	.310	85	339	68	105	22	4	7	31	1	4	4	38	75	26	5	.382	.460	15
	NEW YORK (AL)	.155	30	58	7	9	4	0	0	2	0	0	0	5	19	1	1	.222	.224	3
2017	NEW YORK (AL)	.167	36	66	8	11	4	0	1	5	0	0	0	4	23	1	0	.214	.273	1
	Scranton/Wilkes-Barre	.255	91	364	46	93	18	4	4	27	2	2	3	37	82	11	8	.328	.360	13
2018	NEW YORK (AL)	.245	43	94	16	23	3	1	2	11	2	0	1	11	28	7	0	.330	.362	1
	Scranton/Wilkes-Barre	.296	79	301	51	89	19	4	4	38	4	2	4	23	76	13	5	.352	.425	10
2019	NEW YORK (AL)	.170	52	88	19	15	3	0	3	10	1	1	3	12	22	4	1	.288	.307	1
	NEW YORK (AL)	.268	103	127	31	34	5	1	0	5	0	0	1	16	37	17	6	.354	.323	4
2020	LOS ANGELES (AL)	.218	67	147	22	32	5	0	1	8	5	0	1	10	33	8	5	.272	.272	5
	Salt Lake	.250	2	4	1	1	1	0	0	0	0	0	0	2	0	0	0	.250	.500	0
2021	Scranton/Wilkes-Barre	.227	42	141	26	32	6	1	4	16	0	1	1	27	35	15	1	.353	.369	3
	Major League Totals	.214	331	580	103	124	24	2	7	41	8	1	6	58	162	38	13	.291	.298	15
Minor League Totals		.272	738	2817	453	766	131	31	28	234	21	18	30	323	626	158	57	.351	.370	131



## CAREER TRANSACTIONS

**2013** — Selected by the New York Yankees organization in the 4th round of the First-Year Player Draft. **2021** — Traded to the Los Angeles Angels for a player to be named later or cash considerations, November 22. **2022** — Traded to the Yankees for a player to be named later, July 13. Elected free agency, October 6; signed by the Oakland Athletics to a minor league contract, October 20.

## WILD CARD SERIES RECORD

Year	Club/Opp.	AVG.	G	AB	R	H	2B	3B	HR	RBI	SH	SF	HP	BB	SO	SB	CS	OBP	SLG	E
2020	NY Yankees vs. Cleveland	.000	2	0	0	0	0	0	0	0	0	0	0	0	0	0	0	.000	.000	0

## DIVISION SERIES RECORD

Year	Club/Opp.	AVG.	G	AB	R	H	2B	3B	HR	RBI	SH	SF	HP	BB	SO	SB	CS	OBP	SLG	E
2020	NY Yankees vs. Tampa Bay	.000	2	0	1	0	0	0	0	0	0	0	0	1	0	0	0	1.000	.000	0

## WADE'S CAREER BESTS

**Hits:** 3 (twice), last: May 15, 2021 at Baltimore  
**Home Runs:** 1 (seven times), last: May 27, 2022 vs. Toronto  
**Runs Batted In:** 2 (eight times), last: April 18, 2022 at Houston  
**Stolen Bases:** 2 (three times), last: September 22, 2021 vs. Texas  
**Hitting Streak:** 6 (twice), last: April 10 to 18, 2022  
**Hitless Streak (At Bats):** 19, April 5 to 19, 2018  
**Game Ending RBI:** None  
**Grand Slams:** None  
**Pinch-Hit Home Runs:** None  
**Inside-The-Park Home Runs:** None  
**Lead Off Home Runs:** None

**LEFT-HANDED PITCHER****Height/Weight:** 6-3 / 220**Birthdate:** January 8, 1998**Birthplace/Resides:** San Diego, California / San Diego, California**Major League Service:** 35 days**Obtained:** Acquired from the New York Yankees with Cooper Bowman, Luis Medina and JP Sears for Frankie Montas and Lou Trivino, August 1, 2022**Contract Status:** First year of a one-year contract through 2023[Updated Stats](#)**CAREER HIGHLIGHTS**

Was originally selected by the New York Yankees in the fifth round of the 2019 First-Year Player draft and was dealt to the A's at the 2022 trading deadline...made his debut with Oakland a month later and went 2-2 with a 4.93 ERA in seven starts...is also 12-9 with a 3.03 ERA in 54 games, including 52 starts, in three seasons in the minors...has 349 strikeouts in 234.1 innings, an average of 13.40 per nine innings...has walked 94 for a strikeout-to-walk ratio of 3.71...has 300 strikeouts over the last two seasons, which is sixth most among all minor leaguers...was named to the American League squad for the 2022 All-Star Futures Game...was rated as the Yankees 10th-best prospect by *Baseball America* following the 2021 season and the A's fifth-best following 2022...was listed as the A's second-best by *MiLB.com* following the 2022 season.

**2022 HIGHLIGHTS**

- Made both his Triple-A and Major League debuts in 2022...began the season in the New York Yankees organization, was dealt to the A's at the trading deadline and joined Oakland in September for his big league debut...went 2-2 with a 4.93 ERA and .781 opponents OPS in seven games, all starts.
- Struck out 33 batters in 34.2 innings and walked 10 for a strikeout-to-walk ratio of 3.30.
- Allowed a .244 opponents batting average, which broke down to .138 (4-for-29) with a .366 OPS against left-handed hitters compared to .275 (28-for-102) with an .897 OPS against right-handers...surrendered 17 of his 18 extra base hits and issued nine of his 10 walks to right-handed hitters.
- Yielded a .288 batting average and .843 OPS the first time through the order, .196 with a .650 OPS the second time and .238 with a .923 OPS after that.
- Was 2-1 with a 3.63 ERA and .653 opponents OPS in three starts in the Coliseum, 0-1 with a 6.23 ERA and .884 OPS in four starts on the road...however, surrendered four of his five home runs in Oakland.
- Had a 7.52 ERA and .962 opponents OPS in odd numbered innings, a 1.26 ERA and .523 OPS in even numbered innings...did not allow a run in the fourth inning (6.0 ip).
- The first two hitters in the batting order combined for a .371 batting average against him but he held the three through nine hitters to a .198 average.
- Opponents were 0-for-12 on an 0-2 count.
- Tossed five innings or fewer in five of his seven starts.
- Combined for a 6-4 record, a 2.84 ERA and .644 opponents OPS in 21 starts with Double-A Somerset, Triple-A Scranton/Wilkes-Barre and Triple-A Las Vegas.
- Struck out 137 batters in 95.0 innings, an average of 12.98 per nine innings...walked 36 for a strikeout-to-walk ratio of 3.81.
- Matched his minor league best in wins and starts.
- His average of 12.98 strikeouts per nine innings was second best among Double-A and Triple-A pitchers with 90 or more innings pitched and 10th best among all minor leaguers...also ranked 11th among Double-A and Triple-A pitchers in ERA and 16th in opponents OPS, batting average (.211) and slugging percentage (.343).
- Represented the American League in the All-Star Futures Game.

- Allowed a .211 opponents batting average, which broke down .168 (16-for-95) with a .528 OPS against left-handed hitters compared to .227 (58-for-255) with a .687 OPS against right-handers.
- Held the opposition to a .188 average with runners in scoring position.
- Was 6-2 with a 1.99 ERA and .568 opponents OPS over his first 14 starts through July 4...then went 0-2 with a 5.00 ERA and .813 OPS over his final seven minor league starts.
- Was 4-0 with a 1.91 ERA and .547 opponents OPS in nine starts on six days rest or more, 1-4 with a 4.25 ERA and .774 OPS in 10 starts on five days rest or fewer.
- Had a 5.14 ERA and .876 opponents OPS in the first inning, a 2.19 ERA and .577 OPS from the second inning on...yielded five of his 10 home runs in the first inning.
- Allowed a .135 batting average with two strikes.
- His teams were 9-2 in his no decisions and had a 15-6 (.714) record in his starting assignments...tossed five innings or fewer in 18 of his 21 starts...allowed six hits or fewer in all 21 starts and two runs or fewer 16 times...had more strikeouts than innings pitched 17 times.
- Was rated as the A's fifth best prospect by *Baseball America* following the season but was listed as number two by MiLB.com.
- **DAY-BY-DAY:** Began the year at Double-A Somerset and did not allow a run in each of his first two starts on April 9 at Reading and April 16 against Erie...tossed 5.0 innings for the win in each outing...finished April 2-0 with a 1.45 ERA in four starts...then went 2-1 with a 1.33 ERA in four starts in May...logged 5.0 scoreless and hitless innings on May 8 against New Hampshire and struck out a minor league career high 12 batters in a 3-2 win...yielded a minor league season-high six hits in a 12-8 win at Altoona, his final Double-A start...was 4-0 with a 1.26 ERA and .479 OPS in six starts at Somerset when he was promoted to Scranton/Wilkes-Barre on May 17...had a no decision in his Triple-A debut on May 22 at Worcester (5.1 ip, 3 h, 1 r, 1 er, 2 bb, 9 so) and then suffered his first loss of the season on May 28 against Jacksonville, a 3-0 decision...tossed 6.0 innings and struck out 11 in an 8-4 win at Syracuse on June 11...it was his second 10-strikeout game of the season and the eighth of his career...had season highs in walks (4) and runs (5) in a 7-6 loss to Rochester on June 17...matched his season high with four walks on June 29 against Buffalo...allowed four runs on five hits in a season-low 2.0 innings in an 8-3 loss at Worcester on July 10...recorded the save for the American League in the All-Star Futures Game on July 16 at Dodger Stadium...entered the game with two outs in the bottom of the seventh and got Jackson Chourio to fly out to preserve a 6-4 win...made two more starts for Scranton/Wilkes Barre on July 26 and 31 at Rochester and was 2-3 with a 3.59 ERA and .695 OPS in 11 starts when he was traded to the A's on Aug. 1 with Luis Medina, JP Sears and minor leaguer Cooper Bowman for Frankie Montas and Lou Trivino...took the loss in his first start with the Aviators on Aug. 6 against Reno and then had three straight no decisions (2.35 ERA...went 0-1 with a 3.38 ERA and .744 OPS in four starts with Las Vegas...was selected by Oakland on Sept. 1 and made his Major League debut that day at Washington...had a no decision in the A's 7-5, 10-inning loss and walked a career-high four batters in 4.2 innings...issued just six free passes over his final six starts and 30.0 innings...became the 57th pitcher in Oakland history to start in his ML debut, the fourth in 2022...struck out Luke Voit looking in the first inning for his first strikeout...took the loss in his second and fourth starts and was 0-2 with a 7.13 ERA and .908 OPS over his first four starts through Sept. 18...then went 2-0 with a 2.65 ERA and .617 OPS over his final three starts...allowed a career-high five-runs on a career-high eight hits in 5.0 innings at Texas on Sept. 13 but had a no decision in an 8-7 loss...left with a 7-5 lead but the bullpen blew the save...also allowed five runs in just 2.2 innings in his next start on Sept. 18 at Houston for the loss...picked up his first Major League win in a 10-4 A's victory on Sept. 24 against New York (NL), despite allowing four runs in 5.0 innings...struck out a career-high eight batters and allowed just one run in 5.0 innings on Sept. 30 at Seattle but had a no decision in the A's 2-1 loss...tossed a career-high 7.0 scoreless innings and logged a career-high 100 pitches for the win in his final start, a 3-2 A's victory over Los Angeles (AL) in the final game of the season...finished the season with an 11.0-inning scoreless streak.

## CAREER

**2021**—Combined with High-A Hudson Valley and Double-A Somerset to go 6-3 with a 3.03 ERA in 23 games, including 21 starts...struck out 163, which tied for fourth most in the minors...led Yankees minor leaguers in strikeouts, ranked second in opponents batting average (.193), fourth

in ERA and innings pitched (110.0 ip) and tied for fourth in games started...allowed three runs or fewer in 18 of his 21 starts, including two or fewer 14 times...began the season with Hudson Valley, posting a career-long 30.2 scoreless inning streak over seven starts with the Renegades... was promoted to Somerset on June 15, going 4-3 with a 4.20 ERA in 16 games, 14 starts...ranked third in the Double-A Northeast in strikeouts (108)...following the season, was named by *Baseball America* as the No. 10 prospect in the Yankees organization...was named a MiLB.com Organization All-Star.

**2020**—Did not pitch due to the pandemic.

**2019**—Made his professional debut with Rookie-level Pulaski, going 0-2 with a 3.68 ERA in 10 starts...struck out 49 and walked just seven in 29.1 innings...also made one postseason start and had a no decision, tossing 4.2 scorless innings, allowing one hit and striking out nine in a 6-0 win over Burlington on Aug. 31.

## PERSONAL/MISCELLANEOUS

Kenneth Dieter Waldichuk...graduated from University City (Calif.) HS in 2016...attended St. Mary's College in Moraga...was a 2018 *Collegiate Baseball* Second-Team All-American after winning the West Coast Conference ERA title (2.05) as a sophomore...was named a 2019 Second-Team Preseason All-American by *Collegiate Baseball*.

### LIFETIME PITCHING RECORD

Year	Club	W	L	ERA	G	GS	CG	SHO	SV	IP	H	R	ER	HR	HB	BB	IBB	SO	WP	BK
2019	Pulaski	0	2	3.68	10	10	0	0	0	29.1	19	12	12	2	1	7	0	49	5	0
2020	(Minor League Season Canceled — Did Not Pitch)																			
2021	Hudson Valley	2	0	0.00	7	7	0	0	0	30.2	12	0	0	0	0	13	0	55	3	0
	Somerset	4	3	4.20	16	14	0	0	0	79.1	64	44	37	13	6	38	0	108	6	0
2022	Somerset	4	0	1.26	6	6	0	0	0	28.2	16	6	4	2	1	10	0	46	1	0
	Scranton/Wilkes-Barre	2	3	3.59	11	11	0	0	0	47.2	38	20	19	5	7	23	0	70	2	0
	Las Vegas	0	1	3.38	4	4	0	0	0	18.2	20	9	7	3	1	3	0	21	1	0
	OAKLAND	2	2	4.93	7	7	0	0	0	34.2	32	19	19	5	4	10	0	33	1	0
	<b>Major League Totals</b>	<b>2</b>	<b>2</b>	<b>4.93</b>	<b>7</b>	<b>7</b>	<b>0</b>	<b>0</b>	<b>0</b>	<b>34.2</b>	<b>32</b>	<b>19</b>	<b>19</b>	<b>5</b>	<b>4</b>	<b>10</b>	<b>0</b>	<b>33</b>	<b>1</b>	<b>0</b>
	<b>Minor League Totals</b>	<b>12</b>	<b>9</b>	<b>3.03</b>	<b>54</b>	<b>52</b>	<b>0</b>	<b>0</b>	<b>0</b>	<b>234.1</b>	<b>169</b>	<b>91</b>	<b>79</b>	<b>25</b>	<b>16</b>	<b>94</b>	<b>0</b>	<b>349</b>	<b>18</b>	<b>0</b>

### CAREER TRANSACTIONS

**2019** — Selected by the New York Yankees organization in the 5th round of the First-Year Player Draft. **2022** — Traded to the Oakland Athletics with pitchers Luis Medina and JP Sears and minor league infielder Cooper Bowman for pitchers Frankie Montas and Lou Trivino, August 1.

### WALDICHUK'S CAREER BESTS

Low Hit Complete Game: None

Innings Pitched: 7.0, October 5, 2022 vs. Los Angeles (AL)


Strikeouts: 8, September 30, 2022 at Seattle

Pitches: 100, October 5, 2022 vs. Los Angeles (AL)

Longest Winning Streak: 2, September 24, 2022 to present

Longest Losing Streak: 2, September 7 to 18, 2022

Longest Scoreless Streak: 11.0, September 30, 2022 to present

**LEFT-HANDED PITCHER****Height/Weight:** 6-1 / 197 **Bats/Throws:** Left / Left**Birthdate:** September 15, 1994 **Opening Day Age:** 28**Birthplace/Resides:** Lubbock, Texas / Lubbock, Texas**Major League Service:** None**Obtained:** Signed to a minor league contract, December 14, 2022**Contract Status:** First year of a one-year contract through 2023
 [Updated Stats](#)
**NON-ROSTER INVITEE****CAREER HIGHLIGHTS**

Was selected by San Francisco in the seventh round of the 2016 draft and pitched four seasons in the Giants farm system before he was traded to Los Angeles (AL) following the 2019 season... never pitched for the Angels as the 2020 minor league season was cancelled due to the pandemic and he was selected by St. Louis in the Triple-A portion of the Rule 5 draft...spent two seasons in the Cardinals farm system and is 21-24 with a save and a 4.44 ERA in 155 games, including 74 starts, in six seasons overall as a minor leaguer...has 467 strikeouts in 449.2 innings (9.35 per nine innings) but has walked 263 (5.26 per nine innings)...was rated as the Giants seventh-best prospect by *Baseball America* following the 2017 season...pitched for Scottsdale in the Arizona Fall League in 2018.

**2022 HIGHLIGHTS**

- Started the year at Double-A Springfield and finished it at Triple-A Memphis...combined for a 1-9 record, a 5.73 ERA and .808 opponents OPS in 28 games, including 15 starts.
- Struck out 101 batters in 77.0 innings, an average of 11.81 strikeouts per nine innings...walked 46 for an average of 5.38 per nine innings.
- Yielded a career-high 11 home runs.
- Had a .248 opponents batting average, which broke down to .230 (23-for-100) with an .806 OPS against left-handed hitters and .258 (48-for-186) with a .809 OPS against right-handers...surrendered eight of his 11 home runs to righties.
- Opponents hit .287 with runners in scoring position.
- Held the opponents three hitter in the batting order to a .194 average...the five hitter batted .412.
- Allowed 2-of-7 (28.6%) inherited runners to score and first batters faced were 0-for-10 with two walks and a hit by pitch in his relief appearances.
- Was 0-7 with a 6.52 ERA in his 15 starts, 1-2 with a 4.40 ERA in 13 relief appearances.
- Tossed fewer than five innings in 13 of his 15 starts...logged at least one inning in all 13 of his relief appearances, including two or more seven times.
- **DAY-BY-DAY:** Pitched 1.2 scoreless innings of relief in his first outing but then made four consecutive starts from April 12-30...went 0-1 with a 4.24 ERA in those starts...logged a season-high 79 pitches April 19 against Tulsa...tossed a season-high 5.0 scoreless innings, struck out a season-high eight and allowed just one hit while walking none on April 30 at San Antonio but had a no decision in a 7-3 loss...also had 5.0 scoreless innings and allowed one hit in a no decision on Sept. 26 at Nashville...was 0-1 with a 3.86 ERA in five games when he was placed on the Covid-19 list May 9...was reinstated on May 26...earned his only win of the season in his final Double-A appearance on June 22 at Northwest Arkansas when he tossed 4.0 innings of relief in a 9-6 win (2 h, 1 r, 0 er, 0 bb, 5 so)...was 1-2 with a 3.94 ERA in 10 games, including four starts, when he was promoted to Triple-A Memphis on June 29...went 0-7 with a 6.85 ERA in 18 games, including 11 starts, with the Redbirds...allowed a season-high six hits in 4.0 innings in his first start on June 30, a 5-1 loss to Jacksonville...then allowed a season-high seven runs on six hits in 2.2 innings in a 10-5 loss at Durham on July 6...did not allow a run in four of his five games from July 16 to Aug. 6 (1.69 ERA)...compiled a 6.00 ERA in five games in August and then went 0-3 with a 9.39 ERA in six starts in September...tossed 2.2 innings

or fewer in the first five of those starts...walked a season-high five batters in 2.1 innings on Sept. 2 at Nashville...equaled his season highs in runs (7) and hits (6) in an 8-5 loss at Iowa on Sept. 15.

## CAREER

**2021**—After making 59 starts and 31 relief appearances over his first four seasons, he pitched exclusively in relief in his first year in the Cardinals organization...began the campaign at Triple-A Memphis and was 1-1 with a 6.61 ERA in 26 relief appearances before he was transferred to Double-A Springfield on Aug. 10...went 1-0 with a 3.32 ERA in 11 outings with the Cardinals and was 2-1 with a 5.40 ERA and .737 opponents OPS in a career-high 37 games overall...struck out 62 batters in 51.2 innings (10.80 per nine innings) but walked 43 (7.49 per nine innings)...held the opposition to a .223 batting average but had a .389 on-base percentage...his opponents batting average broke down to .219 with a .731 OPS against left-handed hitters compared to .225 with a .739 OPS against right-handers...yielded a .275 batting average with runners in scoring position...opponents were 4-for-8 (.500) with a triple and home run with the bases loaded...allowed 8-of-15 (53.3%) inherited runners to score and first batters faced were 5-for-27 (.185) with eight walks and a hit batter...logged a 2.92 ERA on two days rest or fewer, a 7.99 ERA on three days rest or more...had a .138 opponents batting average with two strikes but allowed three of his four home runs...tossed at least one inning in 33 of his 37 appearances, including two or more 11 times...struck out a season-high five batters June 5 against Toledo...it was his first of three five-strikeout games (July 2 vs. Jacksonville, Sept. 8 vs. Arkansas)...did not allow a run in nine of 10 appearances from June 24 to Aug. 1...had a 1.59 ERA and .108 opponents batting average over that span...did not allow a run over the first six games of that stretch (7.0 ip)...had a 2.16 ERA and .138 opponents batting average in seven games in July...tossed a season-high 3.0 scoreless innings on Aug. 28 at Northwest Arkansas...finished the season with an 8.2-inning scoreless streak over his final five games beginning Sept. 8 (3 h, 4 bb, 14 so).

**2020**—Was traded to the Los Angeles Angels following the 2019 season but did not pitch as the minor league season was cancelled due to the pandemic...was selected by St. Louis in the Triple-A portion of the Rule 5 draft following the season.

**2019**—Spent the entire year at Richmond for the second consecutive season and was 7-8 with a 3.60 ERA in 29 games, including 20 starts...had career highs in wins, starts, innings pitched (110.0) and strikeouts (108)...allowed just six home runs in 110.0 innings, an average of 0.49 per nine innings...tied for seventh in the Giants farm system in strikeouts and tied for eighth in wins...led the Eastern League in hit batters (15) and issued the fifth most walks (61)...had a .219 opponents batting average, which broke down to .210 with a .656 OPS against right-handed hitters and .234 with a .661 OPS against left-handers...held the opposition to a .183 batting average with runners in scoring position...opponents were 0-for-9 with a hit by pitch with the bases loaded...was 5-8 with a 3.72 ERA in his 20 starts, 2-0 with a 2.87 ERA in his nine relief appearances...each of his first 19 appearances were starts but nine of his final 10 outings came in relief...had a five start stretch from June 6 to 29 where he did not allow a run four times and surrendered one hit three times...had a 1.33 ERA and .148 opponents batting average over that stretch but posted a 1-1 record...tossed a season-high 7.0 scoreless innings, struck out a season-high nine and allowed just one hit and two walks in a 4-0 win over Hartford on June 29...was named Eastern League Pitcher of the Week for the week of June 24-30...had a three-game winning streak from June 29 to July 17...made his final start of the season Aug. 3 at Harrisburg, allowing an unearned run on one hit in 6.0 innings...that began a season-ending stretch where he went 3-0 with a 1.86 ERA and .189 opponents batting average over his final nine games.

**2018**—Spent the entire season with Double-A Richmond...began the season as a starter before transitioning to the bullpen in late June...went 2-7 with a 6.10 ERA in 15 starts and 1-2 with one save and a 5.96 ERA in 18 relief outings...was moved to the bullpen on June 28 after 14 starts...played for Scottsdale in the Arizona Fall League following the season and went 3-0 with a 1.88 ERA in six starts for the Scorpions...struck out 27 batters in 24.0 innings and held opponents to a .184 batting average.

**2017**—Combined to go 6-5 with a 2.32 ERA in 18 games, 16 starts, between Single-A Augusta and Advanced-A San Jose...opened the year with Augusta in mid-May and went 4-3 with a 2.25 ERA in 12 games, 11 starts...was promoted to San Jose in August and made six appearances, five starts...posted a 2.45 ERA with 38 strikeouts in 33 innings...named the California League Pitcher of the Week for the week of August 7-13...spun 6.0 shutout innings and struck out eight on Aug. 9 at Stockton to earn the honor...was rated as the Giants seventh-best prospect by *Baseball America* following the season and listed as having the “Best Curveball” in the magazine’s “Best Tools” survey.

**2016**—Made his professional debut with the Giants affiliate in the Arizona Rookie League and Salem-Keizer and was a combined 2-2 with a 5.01 ERA in 10 games, including eight starts...allowed just one home run in 32.1 innings.

## PERSONAL/MISCELLANEOUS

Garrett Carter Williams...graduated from Calvary Baptist Academy (Lou.) and was named a Rawlings First Team All-American in 2013...attended Oklahoma State University...won a gold medal with the 2012 USA Baseball team that won the IBAF 18U World Championship in Seoul, Korea.

### LIFETIME PITCHING RECORD

Year	Club	W	L	ERA	G	GS	CG	SHO	SV	IP	H	R	ER	HR	HB	BB	IBB	SO	WP	BK
2016	AZL Giants	1	0	2.57	3	1	0	0	0	7.0	4	2	2	0	0	3	0	5	0	0
	Salem-Keizer	1	2	5.68	7	7	0	0	0	25.1	28	18	16	1	3	14	0	22	2	0
2017	Augusta	4	3	2.25	12	11	0	0	0	64.0	59	22	16	0	0	25	0	58	4	2
	San Jose	2	2	2.45	6	5	0	0	0	33.0	28	11	9	3	4	10	0	38	1	0
2018	Richmond	3	9	6.06	33	15	0	0	1	81.2	96	63	55	6	13	61	1	73	4	0
2019	Richmond	7	8	3.60	29	20	0	0	0	110.0	88	50	44	6	15	61	3	108	11	2
2020	(Minor League Season Canceled — Did Not Pitch)																			
2021	Memphis	1	1	6.61	26	0	0	0	0	32.2	23	28	24	2	8	35	1	37	7	0
	Springfield	1	0	3.32	11	0	0	0	0	19.0	18	7	7	2	1	8	0	25	1	0
2022	Springfield	1	2	3.94	10	4	0	0	0	29.2	17	15	13	6	5	11	0	45	1	0
	Memphis	0	7	6.85	18	11	0	0	0	47.1	54	41	36	5	4	35	0	56	2	0
<b>Minor League Totals</b>		<b>21</b>	<b>34</b>	<b>4.44</b>	<b>155</b>	<b>74</b>	<b>0</b>	<b>0</b>	<b>1</b>	<b>449.2</b>	<b>415</b>	<b>257</b>	<b>222</b>	<b>31</b>	<b>53</b>	<b>263</b>	<b>5</b>	<b>467</b>	<b>33</b>	<b>4</b>

### CAREER TRANSACTIONS

**2013** — Selected by the San Diego Padres organization in the 33rd round of the First-Year Player Draft, did not sign. **2016** — Selected by the San Francisco Giants organization in the 7th round of the First-Year Player Draft. **2019** — Traded to the Los Angeles Angels as the player to be named later in the December 10 trade in which the Angels traded infielders Zack Cozart and Will Wilson to the Giants, December 12. **2020** — Selected by the St. Louis Cardinals in the Triple-A phase of the Rule 5 Draft, December 10. **2022** — Elected free agency, November 10; signed by the Oakland Athletics to a minor league contract, December 14.



# ROSTER

**MANAGER:** 7 Mark Kotsky. **COACHES:** 18 Mike Aldrete (First Base), 51 Darren Bush (Bench), 41 Chris Cron (Assistant Hitting), 14 Scott Emerson (Pitching), 59 Marcus Jensen (Quality Control), 3 Eric Martins (Third Base), 71 Mike McCarthy (Bullpen). **DIRECTOR OF SPORTS MEDICINE AND REHABILITATION:** Brian Schulman. **HEAD ATHLETIC TRAINER:** Jeff Collins. **ASSISTANT ATHLETIC TRAINERS:** Elliot Diehl, Brad LaRosa. **SPORT PERFORMANCE COACHES:** Josh Curfio, Steve Candelaria. **MESSAGE THERAPIST:** Ozzie Lyles. **DIRECTOR OF CLUBHOUSE & EQUIPMENT OPERATIONS:** Matt Weiss. **TRAVELING SECRETARY:** Mickey Morabito. **VIDEO COORDINATOR:** Adam Rhoden. **BULLPEN CATCHERS:** 90 Wilkin Castillo, 91 Dustin Hughes

NO	PITCHERS (19)	B	T	HT	WT	BORN	BIRTHPLACE	RESIDENCE	2022 CLUBS	W	L	ERA	G	GS	CG	SHO	SV	IP	H	R	ER	BB	SO	ML SERVICE	
68	Domingo Acevedo	R	R	6-7	250	3-6-94	Villa Los Almacigos, DR	Villas Los Almacigos, DR	OAKLAND	4	4	3.33	70	0	0	0	4	67.2	50	26	25	17	58	1 year, 33 days	
58	Paul Blackburn	R	R	6-1	195	12-4-93	Antioch, CA	Meridian, ID	OAKLAND	7	6	4.28	21	21	0	0	0	111.1	110	53	53	30	89	3 years, 18 days	
11	Shintaro Fujinami	R	R	6-6	216	4-12-94	Osaka, Japan	Osaka, Japan	Hanshin (Japan)	3	5	3.38	16	10	0	0	0	66.2	58	28	25	21	65	None	
78	Hogan Harris	R	L	6-2	208	12-26-96	Lafayette, LA	Houston, TX	Lansing (A)	1	0	1.38	7	7	0	0	0	13.0	4	2	7	18	None		
									Midland (AA)	1	0	1.67	8	7	0	0	0	32.1	15	6	6	19	48		
									Las Vegas (AAA)	1	3	6.35	8	8	0	0	0	28.1	31	21	20	17	39	1 year	
61	Zach Jackson	R	R	6-4	238	12-25-94	Berryhill, OK	Sand Springs, OK	OAKLAND	2	3	3.00	54	0	0	0	3	48.0	28	18	16	33	67	1 year	
56	Dany Jimenez	R	R	6-1	182	12-23-93	San Cristobal, DR	San Cristobal, DR	Las Vegas (AAA)	0	0	0.00	2	0	0	0	0	2.0	0	0	0	0	4	1 year, 31 days	
									OAKLAND	3	4	3.41	34	0	0	0	11	34.1	23	16	13	18	34		
									Stockton (A)	1	0	3.60	1	1	0	0	0	5.0	3	2	0	6	2 years, 4 days		
									Las Vegas (AAA)	0	1	9.35	2	2	0	0	0	8.2	12	9	9	5	7		
									OAKLAND	5	9	4.23	26	26	0	0	0	134.0	121	68	63	59	98		
									Las Vegas (AAA)	5	7	5.72	18	18	1	0	0	89.2	94	64	57	33	100	54 days	
55	Adrian Martinez	R	R	6-2	195	12-10-96	Mexicali, Mexico	Mexicali, Mexico	OAKLAND	4	6	6.24	12	12	0	0	0	57.2	69	42	40	19	53		
									Binghamton (AA)	0	0	0.00	1	0	0	0	0	1.0	1	0	0	0	1	8 years, 12 days	
									Syracuse (AAA)	0	0	6.00	3	0	0	0	0	3.0	3	2	2	1	3		
									NEW YORK-NL	2	0	5.04	26	0	0	0	1	25.0	27	14	14	9	30		
									Somerset (AA)	4	3	3.38	17	17	0	0	0	72.0	46	32	27	40	81	None	
									Midland (AA)	1	4	11.76	7	7	0	0	0	20.2	35	28	27	22	26		
									OAKLAND	2	1	2.91	53	0	0	0	0	43.1	33	16	14	22	46	1 year, 75 days	
60	Sam Moll	L	L	5-10	205	1-3-92	Lakeland, TN	Memphis, TN	Gwinnett (AAA)	6	8	3.41	23	23	1	0	0	134.2	119	53	51	40	159	46 days	
39	Kyle Muller	R	L	6-7	250	10-7-97	Dallas, TX	Dallas, TX	ATLANTA	1	1	8.03	3	3	0	0	0	12.1	13	11	11	8	12		
									Las Vegas (AAA)	3	0	3.69	7	7	0	0	0	31.2	29	17	13	17	32	128 days	
									OAKLAND	2	8	6.30	19	14	0	0	0	74.1	82	55	52	39	46		
									NC (Korea)	10	12	2.97	31	31	0	0	0	193.2	184	77	64	34	194	162 days	
									Scranton (W-B (AAA))	1	1	1.67	11	9	0	0	0	43.0	24	12	8	7	55	81 days	
									Las Vegas (AAA)	0	0	1.93	1	1	0	0	0	4.2	4	1	0	5			
									NEW YORK-AL	3	0	2.05	7	2	0	0	0	22.0	14	5	5	5	15		
									OAKLAND	3	3	4.69	10	9	0	0	0	48.0	53	26	25	18	36		
									Albuquerque (AAA)	1	2	3.09	32	0	0	0	0	12	35.0	27	13	12	11	40	114 days
									COLORADO	0	1	7.50	15	0	0	0	0	18.0	16	15	15	23			
									Las Vegas (AAA)	2	0	4.61	11	0	0	0	1	13.2	13	7	7	3	20	1 year, 9 days	
54	Kirby Sneed	L	L	6-0	214	10-7-94	Alachua, FL	Gainesville, FL	OAKLAND	1	1	5.84	46	0	0	0	0	44.2	56	31	29	22	35		

NO	PITCHERS (19)	B	T	HT	WT	BORN	BIRTHPLACE	RESIDENCE	2022 CLUBS	W	L	ERA	G	GS	CG	SHO	SV	IP	H	R	ER	BB	SO	ML SERVICE
62	Freddy Jarnok	R	R	6-4	210	11-24-98	Brandon, FL	Brandon, FL	Gwinnett (AAA)	2	1	3.68	10	8	0	0	0	44.0	38	18	18	17	49	2 days
64	Ken Waldichuk	L	L	6-3	220	1-8-98	San Diego CA	San Diego, CA	Atlanta	0	0	0.00	1	0	0	0	0	0.2	1	0	0	0	1	35 days
									Somerset (AA)	4	0	1.26	6	0	0	0	0	28.2	16	6	4	10	46	35 days
									Scranton (W-B AAA)	2	3	3.59	11	11	0	0	0	47.2	38	20	19	23	70	
									Las Vegas (AAA)	0	1	3.38	4	4	0	0	0	18.2	20	9	7	3	21	
									Oakland	2	2	4.93	7	7	0	0	0	34.2	32	19	19	10	33	
NO	CATCHERS (2)	B	T	HT	WT	BORN	BIRTHPLACE	RESIDENCE	2022 CLUBS	AVG.	G	AB	R	H	2B	3B	HR	RBI	BB	SO	SB	CS	ML SERVICE	
23	Shea Langeliers	R	R	6-0	205	11-18-97	Portland, OR	Keller, TX	Las Vegas (AAA)	.283	92	353	62	100	19	2	19	56	43	88	5	1	51 days	
									Oakland	.218	40	142	14	31	10	1	6	22	9	53	0	0		
28	Manny Pina	R	R	6-0	222	6-5-87	Barquisimeto, Venezuela	Barquisimeto, Venezuela	Atlanta	.143	5	14	1	2	0	0	0	2	1	1	0	0	0	7 years, 46 days
NO	INFELDERS (11)	B	T	HT	WT	BORN	BIRTHPLACE	RESIDENCE	2022 CLUBS	AVG.	G	AB	R	H	2B	3B	HR	RBI	BB	SO	SB	CS	ML SERVICE	
99	Jesús Aguiar	R	R	6-3	277	6-30-90	Maracay, Venezuela	Maracay, Venezuela	Miami	.236	113	415	37	98	18	0	15	49	27	106	1	0	0	6 years, 82 days
									Baltimore	.224	16	49	2	11	1	0	2	1	13	0	0	0		
									Las Vegas (AAA)	.266	46	173	31	46	0	2	16	27	34	10	2	0	126 days	
									Oakland	.207	100	299	31	62	13	0	4	19	64	3	2	0		
									Stockton (A)	.250	3	12	2	3	0	0	0	2	2	0	0	0	114 days	
									Midland (AA)	.315	19	73	18	23	9	0	4	22	11	11	0	0		
									Las Vegas (AAA)	.393	18	61	14	24	6	0	2	10	13	12	0	0		
									Oakland	.204	58	162	17	33	4	0	1	6	19	32	1	0		
15	Seth Brown	L	L	6-1	225	7-13-92	Klamath Falls, OR	Redmond, OR	Oakland	.230	150	500	55	115	26	3	25	73	51	146	11	2	0	2 years, 104 days
12	Aledmys Diaz	R	R	6-1	195	8-1-90	Santa Clara, Cuba	West Palm Beach, FL	Houston	.167	3	12	1	2	0	0	1	1	1	1	0	0	0	6 years, 100 days
									Midland (AA)	.319	94	379	48	121	26	0	15	58	22	61	0	0	18 days	
									Las Vegas (AAA)	.348	26	112	19	39	8	1	4	25	6	15	0	0		
									Oakland	.265	15	49	3	13	3	0	0	2	7	0	0	0	88 days	
40	Dermis Garcia	R	R	6-3	245	1-7-98	Santo Domingo Centro, D.R.	San Pedro de Macoris, D.R.	Oakland	.264	68	239	51	63	15	1	13	44	32	83	4	1	0	
									Oakland	.207	39	116	13	24	6	0	5	20	8	55	0	0		
5	Tony Kemp	L	R	5-6	165	10-31-91	Franklin, TN	Nashville, TN	Oakland	.235	147	497	61	117	24	2	7	46	45	69	11	1	0	5 years, 98 days
73	Ryan Noda	L	L	6-3	235	3-30-96	Waukegan, IL	Waukegan, IL	Oklahoma City (AAA)	.259	135	464	86	120	23	1	25	90	92	162	20	4	0	None
6	Jace Peterson	L	R	6-1	211	5-9-90	Lake Charles, LA	Lake Charles, LA	Wisconsin (A)	.222	3	9	1	2	2	0	0	0	1	3	0	0	6 years, 142 days	
									Milwaukee	.236	113	288	44	68	14	2	8	34	33	85	12	1	0	114 days
4	Kevin Smith	R	R	6-0	200	7-4-96	East Greenbrush, NY	East Greenbrush, NY	Las Vegas (AAA)	.268	86	332	44	89	16	2	13	49	29	112	6	1	0	114 days
NO	OUTFIELDERS (8)	B	T	HT	WT	BORN	BIRTHPLACE	RESIDENCE	2022 CLUBS	AVG.	G	AB	R	H	2B	3B	HR	RBI	BB	SO	SB	CS	ML SERVICE	
33	JJ Bleday	L	L	6-2	213	11-10-97	Danville, PA	Panama City Beach, FL	Oakland	.228	85	302	54	69	13	0	20	52	60	99	1	1	0	75 days
									Miami	.167	65	204	21	34	10	2	5	16	30	67	4	1	0	
77	Lawrence Butler	L	R	6-2	215	7-10-00	Burlington, NJ	Atlanta, GA	ACL As (R)	.111	3	9	0	1	0	0	0	0	4	0	0	0	0	None
									Lansing (A)	.270	81	293	52	79	19	3	11	41	40	105	13	5	0	
21	Conner Capel	L	L	6-0	195	5-19-97	Katy, TX	Katy, TX	Memphis (AAA)	.258	87	325	52	84	18	3	10	38	50	62	19	8	0	44 days
									Las Vegas (AAA)	.321	7	28	4	9	2	0	0	4	3	8	2	1	0	
									St. Louis	.176	9	17	1	3	0	0	1	2	1	2	0	0	0	
									Oakland	.371	13	35	6	13	0	1	2	9	4	8	1	1	0	

NO	OUTFIELDERS (8)	B	T	HT	WT	BORN	BIRTHPLACE	RESIDENCE	2022 CLUBS	AVG.	G	AB	R	H	2B	3B	HR	RBI	BB	SO	SB	CS	ML SERVICE			
22	Ramón Laureano	R	R	5-11	200	7-15-94	Santo Domingo, DR	Santo Domingo, DR	Stockton (A) Las Vegas (AAA) OAKLAND	.250 .135 .211	3 10 94	12 37 346	0 10 49	3 5 73	0 2 18	0 0 1	0 0 13	0 0 34	0 0 25	0 0 11	0 2 11	0 0 6	0 0 6	3 year, 165 days		
20	Cristian Paché	R	R	6-2	215	11-19-98	Santo Domingo, DR	Santo Domingo, DR	Las Vegas (AAA) OAKLAND	.248 .166	41 91	157 241	15 18	39 40	8 5	1 2	4 3	20 18	11 15	39 70	1 2	1	1	1 year, 31 days		
25	Brent Rooker	R	R	6-4	225	11-1-94	Germentown, TN	Franklin, TN	El Paso (AAA) Omaha (AAA) SAN DIEGO	.272 .338 .000	61 20 2	228 80 7	55 16 0	62 27 0	19 8 0	5 0 0	19 9 0	32 32 0	9 9 0	25 0 4	0 0 0	0 0 0	0 0 0	1 year, 59 days		
1	Estevury Ruiz	R	R	6-0	200	2-15-99	Azua, DR	Azua, DR	KANSAS CITY San Antonio (AA) El Paso (AAA)	.160 .344 .315	14 49 28	25 180 111	1 62 30	4 17 6	1 2 6	0 0 0	0 0 9	0 2 4	3 37 20	3 32 45	7 40 25	0 37 20	0 37 25	0 0 4	29 days	
37	Cal Stevenson	L	L	5-10	175	9-12-96	Fremont, CA	Fremont, CA	Nashville (AAA) SAN DIEGO MILWAUKEE Durham (AAA) Las Vegas (AAA) OAKLAND	.329 .222 .000 .265 .322 .167	37 14 27 170 24 87	146 30 8 29 23 28	30 48 2 29 23 28	10 0 0 7 1 2	0 0 0 0 0 0	0 1 0 0 0 0	0 0 0 0 0 0	3 19 14 14 19 14	14 29 25 5 1 2	0 5 1 2 0 0	0 0 0 0 0 0	0 0 0 0 0 0	0 0 0 0 0 0	0 0 0 0 0 0	0 0 0 0 0 0	28 days

### OAKLAND A'S NON-ROSTER INVITEES TO SPRING TRAINING

NO	PITCHERS (14)	B	T	HT	WT	BORN	BIRTHPLACE	RESIDENCE	2022 CLUBS	W	L	ERA	G	GS	CG	SHO	SV	IP	H	R	ER	BB	SO	ML SERVICE	
74	Jasseel De La Cruz	R	R	6-1	195	6-26-97	Hato Mayor, DR	Hato Mayor, DR	FCI Braves Mississippi Gwinnett	0 1 0	6 0 2	6 0 8	6 7 0	1 0 4	0 0 0	0 0 0	0 0 0	60 80 12.1	6 10 20	6 7 14	4 6 11	3 12 7	5 5 11	5 days	
67	Jake Fishman	L	L	6-1	216	2-8-95	Newton, MA	Sharon, MA	Jacksonville MIAMI	4 0	1 0	2.25 4.09	33 7	0 0	0 0	0 0	1 0	56.0 11.0	39 13	21 5	14 5	20 0	54 6	36 days	
50	Rico García	R	R	5-10	200	1-10-94	Honolulu, HI	Kapolei, HI	Aberdeen Bowie Norfolk	0 1 3	0 0 1	0.00 1.35	2 4	1 0	0 0	0 0	0 0	40.1 6.2	5 1	0 1	0 4	0 11	0 0	0 0	154 days
80	J.T. Cinn	R	R	6-2	200	5-20-99	Flowood, MS	Brandon, MS	MIDLAND Midland ACL A's	0 1 0	0 4 0	0.00 6.11	2 10	2 0	0 0	0 0	0 0	0 35.1	0 38	0 28	0 14	0 41	0 4	0 0	None
35	Deolis Guerra	R	R	6-5	255	4-17-89	San Felix, Venezuela	Winter Garden, FL	OAKLAND OAKLAND	1 1	7 0	5.72 0.00	8 2	0 0	0 0	0 0	0 0	39.1 4.0	46 10	26 0	8 0	28 1	0 0	0 0	4 years, 71 days
66	Daulton Jefferies	L	R	6-0	200	8-2-95	Merced, CA	Atwater, CA	ACL A's Lansing	0 0	0 0	4.86 2.08	6 5	4 1	0 0	0 0	0 0	16.2 4.1	10 3	9 2	9 1	8 5	8 0	0 0	None
70	Jorge Juan	R	R	6-8	250	3-6-99	Payta, DR	Payta, DR	ACL A's Stockton	0 0	0 1	8.00 8.00	5 8	1 0	0 0	0 0	0 0	6.2 6.2	4 6	6 8	7 5	1 1	5 0	0 0	None
83	Nolan Long	R	R	6-10	255	1-19-94	New London, CT	Waterford, CT	ACL A's Lansing	0 0	1 1	0.00 3.86	3 3	3 0	0 0	0 0	0 0	7.0 3.3	3 3	3 3	2 3	2 13	0 0	0 0	None
79	Mason Miller	R	R	6-5	220	8-24-98	Pittsburgh, PA	Bethel Park, PA	Las Vegas	0	1	5.40	2	2	0	0	0	5.0	5	3	3	1	7	0	0

(Injured — Did not pitch)

NO	PITCHERS (14)	B	T	HT	WT	BORN	BIRTHPLACE	RESIDENCE	2022 CLUBS	W	L	ERA	G	GS	CG	SHO	SV	IP	H	R	ER	BB	SO	ML SERVICE
29	Austin Pruitt	R	R	5-10	179	8-31-89	Plano, TX	The Woodlands, TX	Las Vegas	1	0	3.27	12	0	0	0	0	22.0	20	10	8	2	20	4 years, 55 days
		R	R	5-10	190	3-15-94	Havana, Cuba	Spring, TX	OAKLAND	0	1	4.23	39	1	0	0	1	55.1	48	29	26	9	38	48 days
45	Norge Ruiz	R	R	6-4	217	1-10-91	Atlanta, GA	Cumming, GA	SEATTLE	0	2	5.65	16	0	0	0	2	14.1	21	9	9	5	10	4 years, 157 days
63	Trey Supak	R	R	6-5	246	5-31-96	Bryan, TX	La Grange, TX	Tacoma	4	0	4.62	23	0	0	0	3	25.1	29	14	13	17	21	3 days
72	Garrett Williams	L	L	6-1	197	9-15-94	Lubbock, TX	Lubbock, TX	Midland	0	0	1.59	3	3	0	0	0	5.2	3	1	1	1	5	8
		L	L	6-1	197	9-15-94	Lubbock, TX	Lubbock, TX	Springfield	1	2	3.94	10	4	0	0	0	29.2	17	15	13	11	45	None
		L	L	6-1	197	9-15-94	Lubbock, TX	Lubbock, TX	Memphis	0	7	6.85	18	11	0	0	0	47.1	54	41	36	35	56	None
NO	CATCHERS (4)	B	T	HT	WT	BORN	BIRTHPLACE	RESIDENCE	2022 CLUBS	AVG.	G	AB	R	H	2B	3B	HR	RBI	BB	SO	SB	CS	ML SERVICE	
53	Kyle McCann	L	R	6-2	230	12-2-97	Suwanee, GA	Suwanee, GA	Midland	.238	98	370	61	88	18	0	20	65	53	144	2	0	0	None
31	Nohel Pozo	R	R	6-0	255	6-14-97	Maracaibo, Venezuela	Maracaibo, Venezuela	Las Vegas	.167	7	24	4	4	2	0	1	3	9	0	1	3	9	0
57	Tyler Soderstrom	L	R	6-2	210	11-24-01	Turlock, CA	Turlock, CA	Round Rock	.320	69	253	37	81	21	0	6	38	11	32	0	1	52 days	
		L	R	6-2	210	11-24-01	Turlock, CA	Turlock, CA	Lancaster	.260	85	335	47	87	19	3	20	71	29	99	0	0	None	
		L	R	6-2	210	11-24-01	Turlock, CA	Turlock, CA	Midland	.278	36	133	17	37	1	2	8	28	10	33	0	1	None	
82	Daniel Susac	R	R	6-4	218	5-14-01	Roseville, CA	Scottsdale, AZ	Las Vegas	.297	9	37	2	11	1	0	1	6	1	13	0	0	0	None
		R	R	6-4	218	5-14-01	Roseville, CA	Scottsdale, AZ	ACL A's	.500	2	6	1	3	1	0	0	2	0	0	0	0	0	None
		R	R	6-4	218	5-14-01	Roseville, CA	Scottsdale, AZ	Stockton	.286	25	98	14	28	7	0	1	13	7	25	0	0	0	None
NO	INFELDERS (7)	B	T	HT	WT	BORN	BIRTHPLACE	RESIDENCE	2022 CLUBS	AVG.	G	AB	R	H	2B	3B	HR	RBI	BB	SO	SB	CS	ML SERVICE	
44	Ernie Clement	R	R	6-0	185	3-22-96	Rochester, NY	Wilmington, NY	Columbus	.238	21	80	13	19	2	1	4	17	6	8	0	0	0	1 year, 87 days
		R	R	6-0	185	3-22-96	Rochester, NY	Wilmington, NY	CLEVELAND	.200	64	145	18	29	3	0	0	6	11	24	0	0	1	None
		R	R	6-0	185	3-22-96	Rochester, NY	Wilmington, NY	OAKLAND	.056	6	18	1	1	1	0	0	0	0	0	2	0	0	None
16	Kevin Cron	R	R	6-5	255	2-17-93	Placentia, CA	Scottsdale, AZ	SSG (Korea)	.222	67	243	21	54	13	1	11	35	9	68	0	0	0	133 days
49	Logan Davidson	S	R	6-3	210	12-26-97	Charlotte, NC	Seneca, SC	Midland	.252	111	424	72	107	21	1	14	56	53	134	4	1	None	
46	Zack Galof	R	R	6-3	205	10-19-99	Lewes, DE	Rehoboth Beach, DE	Midland	.271	87	354	54	96	16	2	13	61	47	110	9	2	None	
81	Max Murcy	R	R	6-1	180	8-25-02	Camarillo, CA	Camarillo, CA	Las Vegas	.257	9	35	7	9	1	0	5	5	3	11	1	0	None	
17	Pablo Reyes	R	R	5-9	180	9-5-93	Santo Domingo, DR	Santo Domingo, DR	Stockton	.226	81	304	50	16	1	16	51	109	6	5	0	0	None	
8	Tyler Wade	L	R	6-1	190	11-3-94	Murrieta, CA	Murrieta, CA	Lansing	.226	42	168	19	38	12	2	3	19	18	60	13	1	None	
		L	R	6-1	190	11-3-94	Murrieta, CA	Murrieta, CA	Nashville	.273	99	385	63	105	27	2	11	59	39	67	15	7	1 year, 73 days	
		L	R	6-1	190	11-3-94	Murrieta, CA	Murrieta, CA	MILWAUKEE	.267	6	15	1	4	0	0	0	1	2	0	0	0	None	
		L	R	6-1	190	11-3-94	Murrieta, CA	Murrieta, CA	LOS ANGELES (AL)	.218	67	147	22	32	5	0	1	8	10	33	8	5	4 years, 9 days	
		L	R	6-1	190	11-3-94	Murrieta, CA	Murrieta, CA	Salt Lake	.250	2	4	1	1	1	1	0	0	0	2	0	0	None	
		L	R	6-1	190	11-3-94	Murrieta, CA	Murrieta, CA	Scranton/Wilkes-Barre	.227	42	141	26	32	6	1	4	16	27	35	15	1	None	
NO	OUTFIELDERS (2)	B	T	HT	WT	BORN	BIRTHPLACE	RESIDENCE	2022 CLUBS	AVG.	G	AB	R	H	2B	3B	HR	RBI	BB	SO	SB	CS	ML SERVICE	
76	Trenton Brooks	L	L	6-0	180	7-3-95	Alpine, CA	Alpine, CA	Columbus	.273	87	293	46	80	21	1	11	48	41	55	1	0	None	
75	Denzel Clarke	R	R	6-5	225	5-1-00	Toronto, Canada	Pickering, Canada	Stockton	.295	42	156	37	46	14	2	7	26	28	56	14	2	None	
48	Cody Thomas	L	R	6-4	215	10-8-94	Colleyville, TX	Colleyville, TX	Lansing	.209	51	187	30	39	9	2	8	21	28	79	16	1	None	
		L	R	6-4	215	10-8-94	Colleyville, TX	Colleyville, TX	ACL A's	.188	6	16	0	3	1	0	0	2	3	4	0	0	35 days	
		L	R	6-4	215	10-8-94	Colleyville, TX	Colleyville, TX	Las Vegas	.200	10	35	3	7	3	0	1	8	2	13	0	0	None	
		L	R	6-4	215	10-8-94	Colleyville, TX	Colleyville, TX	OAKLAND	.267	10	30	1	8	0	0	0	0	0	2	12	0	0	None



ACEVEDO



The A's employed a franchise-record 64 players in 2022 ranging from Domingo Acevedo, who pitched in a team-leading 70 games, to Nate Mondou and David McKay, who played one game each.

MONDOU



McKAY



SEASON IN REVIEW



---

## SEASON IN REVIEW

---

**2022 RECAP:** The A's finished the season with a record of 60-102 (.370), which was the second lowest winning percentage in Oakland history to the 1979 club (54-108, .333)...had the second 100-loss season in Oakland history and the 17th in Athletics history (Philadelphia 11, Kansas City 4)...the 102 losses tied for 11th most in Athletics history...had the second lowest winning percentage in the majors ahead of the Nationals (55-107, .340)...it marked the fourth time in Oakland history the A's finished with the lowest winning percentage in the American League (1993, 1997, 2015)...snapped a streak of four consecutive seasons with a winning record and finished with a losing record for the first time since 2017 (75-87)...finished in last place in the AL West, 46 games behind Houston...those were the most games back by any team in AL West history, surpassing the 2013 Astros, who finished 45 games back of the A's...the last time the A's finished 46 or more games out of first place was in 1961 when the Kansas City A's ended the season 47½ games behind the Yankees in the 10-team American League...were 26 games back of the third Wild Card team (Rays), which were the A's most games out in the Wild Card since 1997 when they finished 31 back...have now finished in either last place (4 times) or made the playoffs (6 times) in 10 of the last 11 seasons...had a total of 149 days in sole possession of last place in the West, which were the third most days alone in last in Oakland history (162 in 2009, 153 in 1997)...also spent one day tied for first, two days in second, six days tied for second, seven days in third, five days tied for third, six days in fourth and three days tied for fourth...lost the first two games of the season at Philadelphia but then won eight of the next 12 games to improve to 8-6...a 2-1 win over Baltimore on April 19 moved the A's into a tie for first place in the West with the Angels...split a two-game series at San Francisco on April 26-27, which gave the A's a 10-9 record...had a day off on April 28, but that would be the A's last day over .500 as they went 13-40 (.245) over the next 53 games from April 29 to June 24...had a nine-game losing streak from April 29 to May 8, which was the first of three losing streaks of nine or more games...it was the third time in Athletics history the A's had three losing streaks of nine or more games (1916, 1937)...went 0-6 on a six-game homestand April 29 to May 4, which was the first winless homestand of six or more games in Oakland history...were in fourth place in the West on May 3 but a 3-0 loss to Tampa Bay the next day dropped the A's into fifth...would spend all but one of the final 152 days of the season with at least a share of last...beginning May 27, spent each of the final 129 days of the season alone in last...had a season-long 10-game losing streak from May 30 to June 10, which tied for the fifth longest losing streak in Oakland history...were 23-49 (.319) through June 24 but then went 18-17 over a 35-game stretch from June 25 to Aug. 4...won two of three from Toronto, July 4-6 for their second home series win of the season (April 18-21 vs. Baltimore)...that snapped a 10-series home losing streak, which was the longest such streak by an A's team since June 20, 1916 to May 8, 1917, when they lost 17 straight home series (final 14 of 1916, first three of 1917)...had a season-best four-game winning streak from July 25-July 29...had a nine-game losing streak from Aug. 6 to 15 to begin a 33-game stretch that ran through Sept. 10, during which the A's went 9-24 (.273)...were eliminated from the AL West race in game 129 on Aug. 28, which was the earliest the A's have ever been eliminated from the West...the previous earliest was in 1979 when they were eliminated in game 135 on Aug. 30 and that was the only other time the A's were eliminated before Sept. 1...were eliminated from the playoffs in game 137 on Sept. 7...were 56-96 with 10 games remaining but then lost six straight from Sept. 25 to Oct. 1 to fall a season-high 46 games under .500 at 56-102...finished the year with a season-high tying four-game winning streak.

**PLAYERS AND ROOKIES:** The A's set an Athletics record for most players used in a season with 64...broke the previous Oakland record of 54 in 2007 and 2017, and the previous Athletics record of 56 set in 1915...more than half of the players were rookies (34), which topped the previous Oakland record of 21 set in 2008...more than a third of the players made their Major League debut in 2022 (23)...19 of the players made their ML debuts with the A's, which is an Oakland record and the most by an A's team since 1943 (22)...tied an Athletics record by employing 34 pitchers, equaling the mark set in 2018...set an Oakland record with 18 rookie pitchers (previous: 12 in 2009, 12, 15, 16) and those rookies combined for 440 games pitched, which is the most in Oakland history...the rest of the pitching staff combined for 252 games pitched...also set an Athletics record for most first basemen (12) and tied the mark for most relievers (27)...fell one short

of the Oakland record for most catchers (5, 6 in 1978 and 2019), second basemen (10, 11 in 1972 and 1973), shortstops (6, 7 in 1975, 1991, 1997 and 2021), left fielders (13, 14 in 2010), right fielders (12, 13 in 1992) and outfielders (17, 18 in 2007)...the 64 players were second most in the American League to the Angels (66) and tied for fifth in the majors...the 34 pitchers were ninth most in the majors...the pitchers included three position players (Bethancourt, Neuse, Pinder) who combined for five games pitched...prior to 2022, the A's had not had more than two games pitched in a season by position players...used 160 different lineups in 162 games...including the starting pitcher, had seven rookies in the lineup once (Sept. 30), at least six 12 times and at least five 30 times...had just two games without a rookie in the batting order or as the starting pitcher (June 12, July 22).

**OFFENSE:** The A's ranked last in the majors in batting average (.216), on-base percentage (.281) and OPS (.626), second in lowest slugging percentage (.346), fewest runs scored (568) and fewest extra base hits (401), third in fewest walks (433) and fourth in fewest home runs (137)...set Athletics records for lowest batting average and on-base percentage and an Oakland record for lowest OPS...tied the Oakland record for fewest walks in a full season (1978)...the batting average was fourth lowest in Major League history in a season of 140 games ahead of the 1910 Chicago White Sox (.211), 1908 Brooklyn Superbas (.213) and 1968 New York Yankees (.214)...the on-base percentage was seventh lowest in American League history and the lowest by a Major League team since the 1965 Mets (.277)...the OPS was the lowest in the majors since the 1981 Toronto Blue Jays (.617)...had the second lowest slugging percentage in Oakland history (.343 in 1968) and the second fewest runs scored in a full season (532 in 1978)...struck out 1389 times, which was second most in Athletics history to the record of 1491 in 2017...had 15 triples, which tied for second fewest in a full season in Athletics history (13 in 1998)...the 401 extra base hits were the A's fewest in a full season since 1992 (385)...also ranked tied for third in the majors in fewest intentional walks (7) and most sacrifice hits (22) and tied for fourth in fewest sacrifice flies (33)...the intentional walks were the fewest in a full season in Oakland history (previous: 15 in 2017) and the sacrifice flies were second fewest (27 in 1978)...were successful in 78-of-101 (77.2%) stolen base attempts, which was the fourth best percentage in the AL...had the fifth fewest stolen base attempts...were shut out 14 times, which tied for sixth most in the majors...however, were held to one run or fewer 46 times, which was the most in the majors and the most by an AL team since the 1978 Oakland A's also had 46...hit .206 with the bases empty, .232 with runners on and .239 with runners in scoring position.

**PITCHING:** The A's compiled a 4.52 ERA, which was third highest in the American League...had the highest opponents slugging percentage (.428), the second highest OPS (.750) and the fourth highest batting average (.254) and on-base percentage (.323)...yielded 195 home runs, which were the most in the AL, fourth most in the majors and seventh most in Athletics history...it was the second time in Oakland history the A's led the AL in most home runs allowed (1991)...hit 72 batters, which tied for second most in the AL and broke the Oakland record of 68 set in 2004...had the most hit batters by an A's team since the Philadelphia A's set the record with 81 in 1911...had 1426.1 innings pitched, which was third fewest in the AL and the fewest in a 162-game season in Oakland history...the previous low was 1429.2 in 1979...struck out 1203 batters, which was third fewest in the AL but fifth most in Athletics history...had the fewest shutouts in the AL (7) and the fifth most wild pitches (62).

**STARTING PITCHING:** A's starting pitchers were 40-74 with a 4.69 ERA...the 74 losses were second most in the majors to the Nationals (86) and tied for third most in Oakland history (86 in 1979, 79 in 1977)...the 40 wins were fourth fewest in the American League and tied for second fewest in a full season in Oakland history (29 in 1997)...had the highest opponents slugging percentage in the AL (.447), the second highest ERA and OPS (.765) and fifth highest batting average (.258)...the slugging percentage was fourth highest in Oakland history and the highest since 1998 (.452)...yielded 129 home runs, which was the most in the AL and third most in the majors...had 850.1 innings pitched, which was sixth most in the AL but second fewest in a full season in Athletics history (824.1 in 2018)...were one of seven AL teams without a complete game and it marked the first time in Athletics history the A's went the entire season without a complete game...the A's last complete game came on June 2, 2021 (Sean Manaea) and the streak of 266 consecutive games without a complete game is the longest in Athletics history (previous: 186, Aug. 20, 2016-Sept. 14, 2017)...it is tied for the fourth longest active streak in the majors.



**THE BULLPEN:** The A's bullpen compiled a 4.28 ERA, which was third highest in the American League...had the second highest opponents batting average (.248), slugging percentage (.399) and OPS (.728) and third highest on-base percentage (.329)...converted 34-of-59 (57.6%) save opportunities, which was the fifth lowest save percentage in the AL and eighth lowest in Oakland history...had the third fewest saves in the AL...allowed 73-of-255 (28.6%) inherited runners to score, which was the sixth lowest percentage in the AL...had the fourth most inherited runners... had the third lowest batting average against first batters faced (.222)...had the fewest wins in the majors (20) and the fewest strikeouts in the AL (541)...allowed the third most runs in Oakland history (301), the fourth most hits (546) and tied for the fifth most walks (236).

**DEFENSIVE DOINGS:** The A's committed 92 errors, which were fifth most in the American League but ninth fewest in a full season in Athletics history...had the fifth lowest fielding percentage in the AL (.984)...however, the errors led to 53 unearned runs, which tied for fourth fewest...ranked fourth in double plays (139) and fifth in assists (1466)...A's catchers had three passed balls, which were third fewest in the AL but an Athletics record for fewest passed balls in a season (previous: four in 2001)...A's pitchers led the AL and ranked second in the majors with 13 pickoffs...A's outfielders had 17 assists, which tied for third fewest in the AL and were fourth fewest in Oakland history.

**HOME AND AWAY:** The A's went 29-51 (.362) at home compared to 31-51 (.378) on the road... set an Oakland record for lowest home winning percentage, breaking the previous mark of .383 (31-50) set in 1979...it was the 11th lowest home winning percentage in Athletics history and the lowest since 1964 (26-55, .321)...the road winning percentage tied for seventh lowest in Oakland history...had a losing record at home for the first time since 2016 and a losing record on the road for the first time since 2017...had the second lowest home winning percentage in the majors ahead of the Nationals (26-55, .321)...had the third lowest road winning percentage in the AL and seventh lowest in the majors...played more than 81 games on the road for the third time in Oakland history (83 in 1985, 82 in 1978)...hit .209 with a .605 OPS and 53 home runs at home compared to .222 with a .646 OPS and 84 home runs on the road...ranked last in the majors in home batting average, OPS and runs scored (251) and had the third fewest home runs...had the second lowest road batting average...set Athletics records for lowest home batting average, on-base percentage (.278) and OPS and an Oakland record for fewest runs in a full season...the home batting average was third lowest by an AL or NL team since 1901 and the on-base percentage was eighth lowest...the runs scored were third fewest by an AL team in the designated hitter ERA and the fewest by an A's team since 1942 (249)...had the second lowest road batting average in Athletics history (.203 in 1908) and set an Oakland record for lowest on-base percentage (.283)... had a 4.55 ERA at home and 4.50 ERA on the road, both of which were second highest in the AL... it was just the fourth time in Oakland history the A's had a higher home ERA than road ERA (1971, 1997, 2005)...had the third highest home ERA in Oakland history (5.57 in 1997, 5.12 in 1996)... allowed 111 home runs on the road, which was the most in the AL, fourth most in the majors and one short of the Oakland record of 112 set in 2019...won seven home series, lost 17 and split two...won six road series, lost 17 and split three.

**CLOSE CALLS:** The A's went 6-4 (.600) in extra inning games, which was the fourth best record in the American League...the 10 games tied with the Tigers, Royals and Nationals for the fewest in the majors and was one more than the fewest extra inning games in Oakland history (9 in 1974 and 1975)...had six extra inning games where both teams scored at least once in extra innings, which matched the 2021 A's for the second most such games in Oakland history (7 in 1969)...are now 20-8 (.714) in extra innings over the last three years, which is the best record in the majors...had seven walk-off wins, which tied for fifth most in the AL...have 56 walk-off wins dating back to 2017, which are seven more than any other team in the majors (Yankees, 49)...were 17-25 (.405) in

#### A'S 2022 WALK-OFF WINS

DATE	OPPONENT	RESULT	NOTE
May 14	Los Angeles (AL) (D)	4-3	Barrera home run
May 29	Texas	6-5	Lowrie single
Aug. 20	Seattle	4-3 (10)	Neuse fielder's choice
Aug. 24	Miami	3-2 (10)	Bolt sacrifice fly
Aug. 27	New York (AL)	3-2 (11)	FC/E, no rbi (Pinder AB)
Oct. 3	Los Angeles (AL)	5-4 (10)	Kemp single
Oct. 4	Los Angeles (AL)	2-1 (10)	Langeliers walk

one-run games, which was the third lowest winning percentage in the AL and fourth lowest in Oakland history...the 42 one-run decisions tied for second fewest in the AL...were 12-9 (.571) in one-run games at home, 5-16 (.238) on the road...had a 36-44 (.450) record in games decided by two runs or fewer and were 24-58 (.293) in games decided by three runs or more...went 10-18 in games decided in the last at bat...were 54-5 when leading after eight innings and the five losses were the most in the AL and tied for third most in the majors...had a record of 3-80 when trailing after seven innings...the wins tied for the fewest in the majors and the .036 winning percentage was second lowest in Oakland history (2-67, .029 in 2010).

**THE INJURED LIST:** The A's used the injured list 31 times, which broke the Oakland record of 27 set in 2016 and matched in 2021...however, used the IL nine times for Covid in 2022 and three times in 2021...the players on the IL combined to miss 1,027 games, an average of 33.1 games per stint...the fewest players on the IL at once was three from April 4-6 and Aug. 2-6...the most was 12 on April 19...the only other season in Oakland history in which the A's had 12 or more players on the IL at once was in 2016, when they peaked at 16 players from Aug. 22-28...Deolis Guerra was the only player to spend the entire season on the IL and Brent Honeywell (140 games) and Daulton Jefferies (122) were the only other players to miss 100 or more games...Skye Bolt, Dany Jiménez, Ramón Laureano, Jed Lowrie, Sam Moll and Stephen Piscotty all had two stints on the IL...only Domingo Acevedo, Tony Kemp and Sean Murphy spent the entire season on the active roster.

### A'S INJURED LIST, 2022

PLAYER	INJURY	DATES	GAMES MISSED	A's RECORD
Allen, A.	Covid-19 injured list	April 18-20	3	2-1
Blackburn	Inflamed right middle finger	August 7-November 7	54	19-35
Bolt	Strained right oblique	April 7-June 29	77	25-52
Bolt	Right knee patella subluxation	August 26-September 13	16	5-11
Bride	Strained right shoulder	June 27-July 24	24	10-14
Guerra	Sprained right UCL	April 4-November 7	162	60-102
Honeywell	Stress reaction, right elbow	April 4-September 10	140	50-90
Irvin	Left shoulder tendinitis	May 2-21	20	7-13
Jackson, D.	Covid-19 injured list	April 23-May 2	8	2-6
Jackson, Z	Right shoulder inflammation	August 27-October 5	35	14-21
Jefferies	Right arm nerve irritation	May 19-November 7	122	44-78
Jiménez	Strained right shoulder	June 19-August 1	37	17-20
Jiménez	Strained right shoulder	August 27-November 7	35	14-21
Kaprielian	Inflamed right AC joint	April 4-30	21	10-11
Laureano	Strained left oblique	August 15-September 5	20	9-11
Laureano	Right hamstring strain	September 17-October 5	17	8-9
Lowrie	Covid-19 injured list	April 18-28	9	5-4
Lowrie	Sprained left shoulder	June 27-August 1	30	14-16
Moll	Covid-19 injured list	June 21-22	2	0-2
Moll	Strained left shoulder	September 16-October 5	18	8-10
Oller	Right rib costochondritis	September 4-29	21	7-15
Payamps	Strained lumbar muscle	September 21-October 5	14	6-8
Pinder	Covid-19 injured list	April 18-26	8	4-4
Piscotty	Covid-19 injured list	April 15-22	8	4-4
Piscotty	Strained left calf	May 7-June 27	49	15-34
Puk	Covid-19 injured list	April 18-19	2	2-0
Smith	Bone bruise, left ankle	April 19-28	8	4-4
Snead	Covid-19 injured list	April 18-22	5	3-2
Trivino	Covid-19 injured list	April 18-May 2	13	5-8
Vogt	Sprained right knee	April 21-June 6	43	13-30
Wiles	Strained right shoulder	September 30-October 5	6	4-2

**BEFORE AND AFTER THE ALL-STAR BREAK:** The A's had a 32-61 (.344) record at the All-Star Break, which was the second lowest winning percentage in the majors (Nationals, 31-63/.330)...it was also second lowest in Oakland history to the 1979 club (25-69, .266)...it was the first time the A's had a losing record at the break since 2017 (39-50), which was also the last time the A's were in fifth place at the break...were 28 games out of first place, which are second most in Oakland his-

tory to the 1979 club, which was 30% games behind California...then went 28-41 (.406) after the break, which was the second lowest winning percentage in the American League and seventh lowest in the majors...it marks the second consecutive season and sixth time in the last eight full seasons the A's had a losing record after the break...hit .211 with 70 home runs in 93 games before the break, .223 with 67 home runs in 69 games after the break...had a 4.34 ERA and .731 opponents OPS before the break, a 4.76 ERA and .776 OPS after the break...had the lowest batting average and on-base percentage (.272) in Athletics history at the All-Star Break and the lowest OPS in Oakland history (.603)...had the lowest batting average in Athletics history after the break and the lowest on-base percentage in Oakland history (.293).

**MONTH-BY-MONTH:** The A's went 10-11 in April and posted a losing record in the month for the second time in the last three Aprils (were 16-11 in 2021 and 11-15 in 2019)...the 21 games were the A's fewest in April since 2009 when they had 19...compiled a 3.56 ERA, which was their lowest in April since 2014 (2.81)...hit .212, which was fourth lowest in the American League and fourth lowest in Oakland history...it was the lowest since 2012 (.211)...had a .277 on-base percentage, which was third lowest in the AL and second lowest in Oakland history to the 1968 A's (.276)...finished May with a 10-21 (.323) record, which was second worst in the American League to the Royals (9-20, .310) and fifth worst in Oakland history in the month of May...the 21 losses tied for third most in any month in Oakland history and were the most since the A's went 9-21 in May of 1997...played 31 games in May, which were the A's most in any month since July of 1990 when they also had 31...A's pitchers set an Oakland record for strikeouts in May with 234...tied for fourth in the AL in strikeouts in May but had the third highest ERA (4.47)...the A's slugged .316 with a .598 OPS, both of which were the lowest May marks in Oakland history...it was the first time they finished with an OPS under .600 in any month of 10 or more games since April of 1979 (.581) and it was the A's lowest May OPS since 1917 (.544)...the last time an American League team posted an OPS under .600 in May was in 1972 (Texas, .562; Cleveland, .577)...had a .281 on-base percentage, which was second lowest in Oakland history in May, and a .214 batting average, which was third lowest...stole 22 bases, which was the most by the A's in May since 2012 (22)...ranked last in the majors in batting, slugging and OPS in May, tied for the fewest home runs (15), had the third lowest on-base percentage and the third fewest runs scored (94)...had the third most steals...went 5-21 (.192) in June, which was the lowest winning percentage in the majors and second lowest in a month of five or more games in Oakland history ...the lowest is .172 (5-24) in June of 1979...it was the 14th month in Oakland history with 20 or more losses and the 21 losses tied for third most...went 10-21 in May and lost 21 or more games in consecutive months for the first time since 1954 when the Philadelphia A's went 7-23 in July and 9-23 in August...it is the third time in Oakland history the A's lost 20 or more games in consecutive months (Aug. and Sept. 1978, June and July 1979)...ranked last in the majors in on-base percentage (.262), slugging (.330), OPS (.592) and runs (75) and second to last in batting average (.209)...the on-base percentage was second lowest in Athletics history in a month of more than 15 games (.256 in Sept. 1908) and the batting average was third lowest...the OPS was third lowest in Oakland history...averaged 2.88 runs per game, which was third lowest in Oakland history...had a 5.25 ERA, which was the highest in the American League and third highest in the majors...went 14-12 (.538) in July, which tied for the fifth best record in the AL and their only winning month in 2022...ranked second in the AL in opponents batting average (.225), on-base percentage (.284) and OPS (.671), tied for second in saves (9) and fifth in slugging (.387)...the on-base percentage was fourth lowest in Oakland history in July...the offense had the lowest on-base percentage in the AL (.277), the second lowest batting average (.224) and the third lowest OPS (.676) but had the third most home runs (36)...the on-base percentage was second lowest in Oakland history in July and the batting average was fourth lowest...the batting average was the A's highest in a month in 2022...went 10-17 (.360) in August, which was the third lowest winning percentage in the AL and the A's most losses in August since 2016 (18)...ranked last in the AL in batting (.218), slugging (.335) and runs (89) and second to last in extra base hits (63), home runs (20) and OPS (.635)...the batting average was second lowest in Athletics history in August (.207 in 1906)...the slugging percentage was the A's lowest in a full August since 1978 (.329) and the extra base hits were the A's fewest in a full August since 1990 (48)...the runs were fourth fewest in a full August in Oakland history...A's pitchers had the fewest strikeouts in August (183), the second most home runs (34) and the third highest ERA (4.33), opponents slugging percentage (.428) and OPS (.750)...had a 7-19 (.269) record in September, which was the lowest winning percentage in the majors, the second lowest winning percentage in September in Oakland history (7-20, .259 in 1978) and the eighth lowest

for any full month in Oakland history...had a 6.22 ERA, which was the highest in the majors by nearly a run (Rockies, 5.48)...it was third highest in any month of more than three games in Oakland history (6.73 in Sept. 2015, 6.62 in May 1997)...surrendered 44 home runs, which was the most in the AL and tied for third most in any month in Oakland history...the offense ranked last in the majors in slugging (.357), had the second lowest OPS (.641) and third lowest batting average (.219) and on-base percentage (.284)...the batting average was the lowest in Oakland history for September, the on-base percentage was second lowest and the OPS was fifth lowest.

**IN THE PINCH:** A's pinch hitters batted .193 with eight doubles, three home runs and 23 RBI...led the American League and ranked third in the majors in RBI...ranked second in the majors in plate appearances (163) to the Giants (257)...also ranked second in the AL in hits (29), doubles and extra base hits (11) and tied for third in home runs...led the AL in strikeouts (55) and had the second lowest on-base percentage (.245)...the 55 strikeouts tied the Oakland record set in 1972...the eight doubles fell one short of the Oakland record of nine set in 1972 and the 11 extra base hits tied for fifth most in Oakland history...the 163 plate appearances were the most by an A's team since 2014 (186)...the A's have the most pinch plate appearances in the AL dating back to 2013 (1369).

**DESIGNATED HITTERS:** A's designated hitters batted .174 with 17 home runs and 54 RBI...ranked last in majors in batting, on-base percentage (.252), slugging percentage (.307) and OPS (.558)...had the second fewest RBI, the fifth fewest extra base hits (42) and tied for the seventh fewest home runs...the batting average and on-base percentage were the lowest ever by an American League team in a full season (the White Sox hit .148 with a .238 on-base percentage in 60 games in 2020)...the OPS was second lowest in a full season (Tigers, .538 in 2021)...set Oakland records for lowest batting average, on-base percentage, slugging percentage and OPS and also had the fewest RBI in a full season...Jed Lowrie led the A's with 37 starts, which were the fewest by an A's team leader since Alberto Callaspo had 34 in 2014.

**INTERLEAGUE PLAY:** The A's went 5-15 (.250) in interleague play, which was the second lowest winning percentage in the majors ahead the Pirates (4-16, .200)...it was the lowest in Oakland history behind the 2009 club (5-13, .278)...finished with a losing record against the National League for the first time since 2017 and just the eighth time in 26 seasons of interleague play...compiled a 5.84 ERA and .829 opponents OPS, both of which were second highest in the majors...set Oakland interleague records for highest ERA, highest opponents slugging percentage (.486), fewest saves (1) and most runs (122), home runs (34) and hit batters (13)...the offense hit .222 with a .649 OPS...the batting average was fifth lowest in the majors and the OPS was sixth lowest...set an Oakland record for most interleague strikeouts (185), had the second lowest on-base percentage (.287) and third lowest batting average, slugging percentage (.362) and OPS...Oakland is 254-230 (.525) all-time in interleague play, which is fifth best in Major League history.

**THIS AND THAT:** The A's were 43-26 (.623) when scoring first compared to 17-76 (.183) when the opponent scored first...the winning percentage when the opponent scored first was the lowest in the majors and the lowest in Oakland history (previous: .227 in 1979)...had 24 come-from-behind wins, which was third fewest in the majors and matched the 2010 A's for the fewest in a full season in Oakland history...went 30-46 (.395) against American League West competition, which was the fourth lowest record against divisional foes in Oakland history and the second lowest mark in intradivision games in the AL (Red Sox, .342)...it marked the seventh time in the last nine years the A's have finished with a .500 or worse record against the West...had winning records against two teams: Detroit (5-2) and Baltimore (4-3)...went 0-4 against Atlanta, 1-6 against Cleveland and 1-5 against Minnesota and Boston...averaged 3 hours and 2 minutes per game, which was third quickest in the majors.

# BATTING AND PITCHING STATISTICS

+ = ROOKIE

PLAYER	AVG	G	AB	R	H	TB	2B	3B	HR	RBI	SH	SF	HP	BB	IBB	SO	SB	CS	DP	GI			
																				E	OBP	SLG	OPS
Allen, A	.071	5	14	1	1	1	0	0	0	0	0	0	1	1	0	9	0	0	1	0	.188	.071	.259
+Allen, N	.207	100	299	31	62	87	13	0	4	19	6	1	1	19	0	64	3	2	5	10	.256	.291	.547
Andrus, E	.237	106	354	41	84	132	24	0	8	30	0	0	2	30	0	62	7	4	10	9	.301	.373	.674
+Barrera, L	.234	32	77	3	18	26	5	0	1	7	0	1	1	6	0	17	3	0	2	3	.294	.338	.632
Bethancourt, C	.249	56	169	23	42	65	11	0	4	19	1	0	2	10	0	41	4	1	3	1	.298	.385	.683
Bolt, S	.198	42	106	10	21	35	2	0	4	13	0	1	2	7	0	30	5	0	1	0	.259	.330	.589
+Bride, J	.204	58	162	17	33	40	4	0	1	6	1	1	4	19	0	32	1	0	4	4	.301	.247	.548
Brown, S	.230	150	500	55	115	222	26	3	25	73	0	1	3	51	3	146	11	2	7	6	.305	.444	.749
+Capel, C	.371	13	35	6	13	21	0	1	2	9	0	1	0	4	0	8	1	1	2	0	.425	.600	1.025
Clement, E	.056	6	18	1	1	2	1	0	0	0	0	0	0	0	0	2	0	0	0	0	.056	.111	.167
Davidson, M	.167	8	24	2	4	7	0	0	1	2	0	0	0	0	0	10	0	1	0	2	.167	.292	.459
+Diaz, J	.265	15	49	3	13	16	3	0	0	1	0	0	0	2	0	7	0	0	1	2	.294	.327	.621
+Garcia, D	.207	39	116	13	24	45	6	0	5	20	0	0	1	8	0	55	0	0	1	1	.264	.388	.652
+Jackson, D	.000	3	3	0	0	0	0	0	0	0	0	0	0	0	0	1	0	0	0	0	.000	.000	.000
Kemp, T	.235	147	497	61	117	166	24	2	7	46	5	3	8	45	0	69	11	1	5	4	.307	.334	.641
+Langeliers, S	.218	40	142	14	31	61	10	1	6	22	0	2	0	9	0	53	0	0	4	1	.261	.430	.691
Laureano, R	.211	94	346	49	73	130	18	0	13	34	0	0	12	25	0	104	11	6	6	2	.287	.376	.663
+Lopes, C	.000	4	9	0	0	0	0	0	0	0	0	0	0	1	0	5	0	0	0	0	.000	.000	.100
Lowrie, J	.180	50	167	14	30	44	5	0	3	16	0	2	0	15	0	39	1	0	5	0	.245	.263	.508
Machin, V	.220	73	223	26	49	64	12	0	1	13	0	3	2	25	0	47	1	1	6	7	.300	.287	.587
+MacKinnon, D	.000	6	13	2	0	0	0	0	0	0	0	0	0	1	0	5	0	0	0	0	.071	.000	.071
+McDonald, M	.000	4	4	0	0	0	0	0	0	0	0	0	0	2	0	3	0	0	0	0	.333	.000	.333
McKinney, B	.096	23	52	3	5	9	1	0	1	4	0	1	0	4	1	16	0	0	0	0	.158	.173	.331
+Mondou, N	.000	1	2	0	0	0	0	0	0	0	0	0	0	1	0	1	0	0	0	0	.333	.000	.333
Murphy, S	.250	148	537	67	134	229	37	2	18	66	0	5	13	56	2	124	1	0	14	8	.332	.426	.758
Neuse, S	.214	89	271	25	58	78	4	2	4	26	0	0	2	20	0	80	6	1	5	14	.273	.288	.561
+Pache, C	.166	91	241	18	40	58	5	2	3	18	3	0	1	15	0	70	2	2	5	1	.218	.241	.459
Pinder, C	.235	111	361	38	85	139	18	0	12	42	1	2	0	14	0	118	2	0	10	1	.263	.385	.648
Piscotty, S	.190	42	126	12	24	43	4	0	5	14	0	2	2	9	1	48	2	0	2	0	.252	.341	.593
+Smith, K	.180	47	139	9	25	42	9	1	2	13	3	2	0	7	0	42	4	0	5	2	.216	.302	.518
+Stevenson, C	.167	23	60	5	10	13	3	0	0	1	2	1	0	8	0	23	1	1	1	0	.261	.217	.478
+Thomas, C	.267	10	30	1	8	8	0	0	0	0	0	0	0	2	0	12	0	0	0	0	.313	.267	.580
Vogt, S	.161	70	168	18	27	54	4	1	7	23	0	4	2	17	0	46	1	0	4	1	.241	.321	.562
<b>OAKLAND</b>	<b>.216</b>	<b>162</b>	<b>5314</b>	<b>568</b>	<b>1147</b>	<b>1837</b>	<b>249</b>	<b>15</b>	<b>137</b>	<b>537</b>	<b>22</b>	<b>33</b>	<b>59</b>	<b>433</b>	<b>7</b>	<b>1389</b>	<b>78</b>	<b>23</b>	<b>109</b>	<b>92</b>	<b>.281</b>	<b>.346</b>	<b>.627</b>
<b>OPPONENTS</b>	<b>.254</b>	<b>162</b>	<b>5491</b>	<b>770</b>	<b>1394</b>	<b>2348</b>	<b>318</b>	<b>28</b>	<b>195</b>	<b>738</b>	<b>15</b>	<b>38</b>	<b>72</b>	<b>503</b>	<b>37</b>	<b>1203</b>	<b>77</b>	<b>29</b>	<b>118</b>	<b>32</b>	<b>.323</b>	<b>.428</b>	<b>.751</b>

PITCHER	W	L	ERA	G	GS	CG	GF	SHO	SV	IP	H	R	ER	HR	HB	BB	IBB	SO	WP	BK	AVG
Bethancourt, C	0	0	0.00	1	0	0	1	0	0	1.0	0	0	0	0	0	1	0	0	0	0	.000
Blackburn, P	7	6	4.28	21	21	0	0	0	0	111.1	110	53	53	15	5	30	2	89	1	0	.255
Castellani, R	0	0	0.00	3	0	0	1	0	0	2.2	2	1	0	0	0	0	0	1	2	0	.182
+Cyr, T	1	0	2.08	11	0	0	2	0	0	13.0	9	3	3	1	1	5	0	16	0	0	.196
Grimm, J	0	0	4.11	15	0	0	5	0	0	15.1	18	8	7	1	2	7	0	11	0	1	.295
Irvin, C	9	13	3.98	30	30	0	0	0	0	181.0	174	87	80	25	7	36	3	128	3	0	.251
+Jackson, Z	2	3	3.00	54	0	0	10	0	3	48.0	28	18	16	1	2	33	3	67	9	0	.171
+Jefferies, D	1	7	5.72	8	8	0	0	0	0	39.1	46	26	25	4	2	8	0	28	3	0	.286
+Jiménez, J	3	4	3.41	34	0	0	22	0	11	34.1	23	16	13	2	0	18	4	34	2	0	.183
Kaprielian, J	5	9	4.23	26	26	0	0	0	0	134.0	121	68	63	16	5	59	0	98	2	0	.239
+Koenig, J	1	3	5.72	10	5	0	4	0	0	39.1	40	25	25	4	5	15	0	22	4	1	.260
Kolarek, A	0	1	4.58	15	0	0	7	0	0	17.2	20	9	9	1	3	8	0	9	0	0	.294
+Lemoine, J	0	0	7.71	9	0	0	2	0	0	16.1	18	15	14	4	0	7	1	13	1	0	.273
+Logue, Z	3	8	6.79	14	10	0	1	0	0	57.0	68	44	43	13	2	20	0	42	0	0	.293
+Markel, P	0	0	0.00	3	0	0	1	0	0	3.0	1	0	0	0	0	5	0	3	0	0	.125
+Martinez, A	4	6	6.24	12	12	0	0	0	0	57.2	69	42	40	13	3	19	1	53	6	1	.295
McKay, D	0	0	3.38	1	0	0	0	0	0	2.2	4	1	1	0	0	0	0	2	0	0	.364
+Moll, S	2	1	2.91	53	0	0	7	0	0	43.1	33	16	14	5	3	22	6	46	2	0	.205
Montas, F	4	9	3.18	19	19	0	0	0	0	104.2	91	44	37	12	3	28	3	109	4	0	.233
Neuse, S	0	0	0.00	3	0	0	3	0	0	3.2	1	0	0	0	0	0	0	0	0	0	.083
+Oller, A	2	8	6.30	19	14	0	3	0	0	74.1	82	55	52	17	2	39	0	46	4	0	.280
Payamps, J	1	3	3.46	12	0	0	2	0	0	13.0	14	5	5	2	0	0	0	8	1	0	.269
Pinder, C	0	0	27.00	1	0	0	1	0	0	1.0	2	3	3	0	1	2	0	0	0	0	.500
Pruitt, A	0	1	4.23	39	1	0	14	0	1	55.1	48	29	26	11	1	9	0	38	0	0	.226
+Puk, A	4	3	3.12	62	0	0	9	0	4	66.1	53	27	23	7	10	23	3	76	6	1	.217
+Ruiz, N	0	1	7.11	14	0	0	6	0	0	19.0	30	16	15	4	2	7	0	18	2	0	.361
+Sears, J	3	3	4.69	10	9	0	0	0	0	48.0	53	26	25	7	1	18	1	36	0	0	.285
Selman, S	0	0	4.91	16	0	0	7	0	0	18.1	16	10	10	4	1	5	0	18	0	0	.232
+Snead, K	1	1	5.84	46	0	0	14	0	1	44.2	56	31	29	5	2	22	3	35	3	0	.308
Tapia, D	0	0	8.47	11	0	0	4	0	0	17.0	25	16	16	1	1	14	1	12	3	0	.338
Trivino, L	1	6	6.47	39	0	0	23	0	10	32.0	46	25	23	5	2	14	2	45	2	0	.326
+Waldichuk, K	2	2	4.93	7	7	0	0	0	0	34.2	32	19	19	5	4	10	0	33	1	0	.244
+Wiles, C	0	0	4.66	4	0	0	1	0	0	9.2	11	6	5	1	1	2	0	9	0	0	.289
<b>OAKLAND</b>	<b>60</b>	<b>102</b>	<b>4.52</b>	<b>162</b>	<b>162</b>	<b>0</b>	<b>162</b>	<b>7</b>	<b>34</b>	<b>1426.1</b>	<b>1394</b>	<b>770</b>	<b>717</b>	<b>195</b>	<b>72</b>	<b>503</b>	<b>37</b>	<b>1203</b>	<b>62</b>	<b>5</b>	<b>.254</b>
<b>OPPONENTS</b>	<b>102</b>	<b>60</b>	<b>3.17</b>	<b>162</b>	<b>162</b>	<b>2</b>	<b>160</b>	<b>14</b>	<b>49</b>	<b>1447.0</b>	<b>1147</b>	<									

# FIELDING STATISTICS

PITCHER	PCT	G	GS	INN	PO	A	E	TC	DP	TP
+Acevedo, D	.667	70	0	67.2	3	3	3	9	0	0
Bethancourt, C	—	1	0	1.0	0	0	0	0	0	0
Blackburn, P	1.000	21	21	111.1	9	12	0	21	2	0
Castellani, R	—	3	0	2.2	0	0	0	0	0	0
+Cyr, T	1.000	11	0	13.0	1	1	0	2	0	0
Grimm, J	1.000	15	0	15.1	1	3	0	4	0	0
Irvin, C	.938	30	30	181.0	6	9	1	16	2	0
+Jackson, Z	1.000	54	0	48.0	2	1	0	3	0	0
+Jefferies, D	1.000	8	8	39.1	8	1	0	9	0	0
Jiménez, D	1.000	34	0	34.1	1	1	0	2	0	0
Kaprielian, J	.941	26	26	134.0	10	6	1	17	1	0
+Koenig, J	.750	10	5	39.1	0	3	1	4	0	0
Kolarek, A	1.000	15	0	17.2	2	3	0	5	0	0
+Lemoine, J	1.000	9	0	16.1	0	1	0	1	0	0
+Logue, Z	1.000	14	10	57.0	3	5	0	8	0	0
+Markel, P	—	3	0	3.0	0	0	0	0	0	0
+Martinez, A	1.000	12	12	57.2	1	2	0	3	1	0
McKay, D	—	1	0	2.2	0	0	0	0	0	0
+Moll, S	.750	53	0	43.1	2	4	2	8	0	0
Montas, F	1.000	19	19	104.2	3	6	0	9	1	0
Neuse, S	1.000	3	0	3.2	1	0	0	1	0	0
+Oller, A	.818	19	14	74.1	4	5	2	11	0	0
Payamps, J	1.000	12	0	13.0	1	2	0	3	0	0
Pinder, C	—	1	0	1.0	0	0	0	0	0	0
Pruitt, A	1.000	39	1	55.1	6	4	0	10	0	0
+Puk, A	.875	62	0	66.1	0	7	1	8	1	0
+Ruiz, N	1.000	14	0	19.0	1	1	0	2	0	0
+Sears, J	1.000	10	9	48.0	0	4	0	4	0	0
Selman, S	1.000	16	0	18.1	3	2	0	5	0	0
+Snead, K	.875	46	0	44.2	1	6	1	8	1	0
Tapia, D	1.000	11	0	17.0	0	3	0	3	1	0
Trivino, L	.800	39	0	32.0	2	2	1	5	0	0
+Waldichuk, K	1.000	7	7	34.2	1	2	0	3	1	0
+Wiles, C	1.000	4	0	9.2	1	0	0	1	0	0

CATCHER	PCT	G	GS	INN	PO	A	E	TC	DP	TP	PB
Allen, A	1.000	4	4	34.0	24	3	0	27	1	0	0
Bethancourt, C	1.000	14	12	111.0	79	6	0	85	0	0	1
+Langeliers, S	.993	17	14	133.1	126	10	1	137	2	0	0
Murphy, S	.991	116	116	1004.0	878	40	8	926	4	0	2
Vogt, S	.992	19	16	144.0	115	8	1	124	2	0	0

FIRST BASE	PCT	G	GS	INN	PO	A	E	TC	DP	TP
Bethancourt, C	.995	31	24	214.0	180	14	1	195	20	0
+Bride, J	1.000	5	2	20.0	21	1	0	22	0	0
Brown, S	.993	84	72	635.2	538	44	4	586	51	0
Davidson, M	1.000	1	1	5.0	6	0	0	6	1	0
+Diaz, J	1.000	1	1	8.0	6	0	0	6	1	0
+Garcia, D	1.000	35	28	249.0	230	14	0	244	29	0
Lowrie, J	1.000	3	3	25.0	28	1	0	29	1	0
+MacKinnon, D	1.000	5	3	29.0	29	5	0	34	2	0
McKinney, B	1.000	7	4	37.0	37	4	0	41	2	0
Neuse, S	.980	13	10	89.0	94	4	2	100	7	0
Pinder, C	1.000	3	2	20.0	26	0	0	26	2	0
Vogt, S	1.000	17	12	94.2	88	4	0	92	8	0

SECOND BASE	PCT	G	GS	INN	PO	A	E	TC	DP	TP
+Allen, N	.975	43	35	307.1	69	87	4	160	19	0
+Bride, J	.990	32	28	234.1	38	64	1	103	15	0
+Diaz, J	.956	12	11	89.0	20	23	2	45	9	0
Kemp, T	.990	89	67	611.2	126	171	3	300	35	0
+Lopes, C	1.000	2	1	11.0	0	4	0	4	2	0
Lowrie, J	1.000	2	2	16.0	3	8	0	11	2	0
Machin, V	—	1	0	1.0	0	0	0	0	0	0
+Mondou, N	—	1	1	8.0	0	0	0	0	0	0
Neuse, S	.931	23	17	147.0	31	36	5	72	10	0
Pinder, C	—	1	0	1.0	0	0	0	0	0	0

THIRD BASE	PCT	G	GS	INN	PO	A	E	TC	DP	TP
+Bride, J	.930	21	14	133.0	9	31	3	43	1	0
Clement, E	1.000	4	3	33.0	3	7	0	10	1	0
Davidson, M	.846	6	6	46.0	3	8	2	13	1	0
+Jackson, D	—	1	0	1.0	0	0	0	0	0	0
Machin, V	.964	68	62	537.2	42	119	6	167	16	0
Neuse, S	.935	44	39	332.1	25	75	7	107	12	0
Pinder, C	1.000	9	2	31.0	2	4	0	6	0	0
+Smith, K	.991	39	36	312.1	32	74	1	107	9	0

SHORTSTOP	PCT	G	GS	INN	PO	A	E	TC	DP	TP
+Allen, N	.978	60	57	501.2	68	197	6	271	40	0
Andrus, E	.977	101	97	848.2	114	262	9	385	48	0
Clement, E	1.000	1	1	9.0	1	2	0	3	0	0
Machin, V	.000	1	0	1.0	0	0	1	1	0	0
Neuse, S	1.000	2	2	16.0	2	6	0	8	0	0
+Smith, K	.962	10	5	50.0	11	14	1	26	3	0

LEFT FIELD	PCT	G	GS	INN	PO	A	E	TC	DP	TP
+Barrera, L	.913	16	11	98.2	20	1	2	23	0	0
Bolt, S	1.000	2	0	4.0	1	0	0	1	0	0
Brown, S	.974	38	18	190.0	38	0	1	39	0	0
Clement, E	—	1	0	1.0	0	0	0	0	0	0
+Garcia, D	.667	1	1	8.0	2	0	1	3	0	0
+Jackson, D	—	1	0	1.2	0	0	0	0	0	0
Kemp, T	.991	65	61	507.1	112	4	1	117	2	0
+Lopes, C	—	1	1	6.0	0	0	0	0	0	0
McKinney, B	1.000	4	3	22.0	5	0	0	5	0	0
Pinder, C	1.000	64	54	477.2	99	2	0	101	0	0
Piscotty, S	1.000	5	4	34.0	12	0	0	12	0	0
+Stevenson, C	1.000	1	0	2.0	1	0	0	1	0	0
+Thomas, C	1.000	10	9	74.0	18	0	0	18	0	0

CENTER FIELD	PCT	G	GS	INN	PO	A	E	TC	DP	TP
+Barrera, L	1.000	1	0	1.0	2	0	0	2	0	0
Bolt, S	1.000	36	28	253.1	79	0	0	79	0	0
Brown, S	.969	17	15	121.2	31	0	1	32	0	0
Laureano, R	1.000	34	29	240.0	73	2	0	75	0	0
+McDonald, M	1.000	1	1	7.0	1	0	0	1	0	0
+Pache, C	.995	90	70	646.1	197	1	1	199	0	0
+Stevenson, C	1.000	22	19	157.0	43	0	0	43	0	0

RIGHT FIELD	PCT	G	GS	INN	PO	A	E	TC	DP	TP
+Barrera, L	.962	16	11	101.0	25	0	1	26	0	0
Bolt, S	1.000	5	2	23.0	8	0	0	8	0	0
Brown, S	1.000	32	25	216.2	58	2	0	60	2	0
+Capel, C	1.000	13	11	94.2	37	0	0	37	0	0
+Jackson, D	1.000	2	1	7.0	2	0	0	2	0	0
Laureano, R	.984	71	58	502.1	117	3	2	122	0	0
+Lopes, C	1.000	1	0	3.0	1	0	0	1	0	0
+McDonald, M	1.000	1	1	9.0	1	0	0	1	0	0
McKinney, B	1.000	10	7	61.2	14	1	0	15	1	0
Pinder, C	.981	30	20	187.0	51	1	1	53	1	0
Piscotty, S	1.000	28	26	217.0	53	0	0	53	0	0
+Stevenson, C	1.000	2	0	4.0	1	0	0	1	0	0



# DAY-BY-DAY RESULTS

DATE	G	OPP	W-L	SCORE	REC	POS	GA/ GB	LEADER AND LEAD	WINNER	LOSER	SAVE	ATT.	CUM. ATT.	
4/7		OFF DAY				t2	-½	HOU	½					
4/8	1	at PHI	L	5-9	0-1	t3	-1½	HOU	½	Nola	Montas	44,232*	44,232	
4/9	2	at PHI	L	2-4	0-2	t4	-2	SEA	½	Gibson	Irvin	41,622	85,854	
4/10	3	at PHI	W	4-1	1-2	t3	-1½	HOU	½	Jefferies	Falter	33,507	119,361	
4/11	4	at TB	W	13-2	2-2	t2	-1	HOU	1	Blackburn	Patiño	9,139	128,500	
4/12	5	at TB	L	8-9 (10)	2-3	t3	-2	HOU	1½	Thompson	Trivino	7,588	136,088	
4/13	6	at TB	W	4-2	3-3	t2	-1	HOU	1	Montas	McClanahan	8,954	145,042	
4/14	7	at TB	W	6-3	4-3	2	-½	HOU	½	Irvin	Fleming	8,287	153,329	
4/15	8	at TOR	L	1-4	4-4	t2	-½	HOU	½	Cimber	Jefferies	35,415	188,744	
4/16	9	at TOR	W	7-5	5-4	t2	-½	HOU	½	Jiménez	Merryweather	32,330	221,074	
4/17	10	at TOR	L	3-4	5-5	t3	-1	LAA	½	Manoah	Oller	27,490	248,564	
<b>(10 dates)</b>														
4/18	11	BAL	W	5-1	6-5	t2	-½	HOU	½	Montas	Krehbiel	17,503	17,503	
4/19	12	BAL	W	2-1	7-5	t1	-	OAK/LAA	-	Logue	Baumann	3,748	21,251	
4/20	13	BAL	L	0-1	7-6	3	-1	LAA	½	Lyles	Jefferies	2,703	23,954	
4/21	14	BAL	W	6-4	8-6	2	-½	LAA	½	Blackburn	Wells	4,429	28,383	
4/22	15	TEX	L	1-8	8-7	3	-½	LAA/SEA	-	Otto	Oller	7,012	35,395	
4/23	16	TEX	L	0-2	8-8	3	-1½	SEA	1	Burke	Montas	Bush	9,120	44,515
4/24	17	TEX	W	2-0	9-8	3	-1½	SEA	1	Irvin	Howard	11,083	55,598	
<b>(7 dates)</b>														
4/25		OFF DAY				3	-1½	SEA	½					
4/26	18	at SF	L	2-8	9-9	3	-2½	SEA	½	Rodon	Jefferies	32,898	281,462	
4/27	19	at SF	W	1-0	10-9	3	-2	LAA	½	Blackburn	Long	32,014	313,476	
<b>(12 dates)</b>														
4/28		OFF DAY				t3	-2½	LAA	1½					
4/29	20	CLE	L	8-9	10-10	4	-3½	LAA	2½	Stephan	Acevedo	Clase	12,910	68,508
4/30	21	CLE	L	1-3	10-11	4	-3½	LAA	2½	Sandlin	Jiménez	Clase	6,707	75,215
5/1	22	CLE	L	3-7	10-12	4	-4½	LAA	2½	McKenzie	Kaprielian	14,945	90,160	
5/2	23	TB	L	1-6	10-13	4	-4½	LAA	2½	Rasmussen	Jefferies	2,488	92,648	
5/3	24	TB	L	7-10 (10)	10-14	4	-4½	LAA	1½	Kittredge	Trivino	2,815	95,463	
5/4	25	TB	L	0-3	10-15	5	-5½	LAA	1½	Feyereisen	Jackson	4,838	100,301	
<b>(13 dates)</b>														
5/5		OFF DAY				5	-6	LAA	1½					
5/6	26	at MIN	L	1-2	10-16	5	-7	LAA	1½	Winder	Logue	Pagán	17,509	330,985
5/7	27	at MIN	L	0-1	10-17	5	-7	LAA	½	Jax	Kaprielian	Duran	22,272	353,257
5/8	28	at MIN	L	3-4	10-18	5	-8	LAA	½	Stashak	Jefferies	Pagán	14,295	367,552
5/9	29	at DET	W	2-0	11-18	5	-8	LAA	1	Blackburn	Pineda	Jiménez	12,674	380,226
5/10	30	at DET (1)	L	0-6	11-19					Skubal	Montas			
	31	at DET (2)	W	4-1	12-19	5	-8½	LAA	1	Martinez	Faedo	13,844	394,070	
5/11	32	at DET	W	9-0	13-19	5	-7½	LAA	½	Logue	Wentz	15,375	409,445	
5/12	33	at DET	W	5-3	14-19	5	-7½	HOU	½	Puk	Fulmer	Jiménez	17,565	427,010
<b>(19 dates)</b>														
5/13	34	LAA	L	0-2	14-20	5	-8½	HOU	½	Silseth	Jefferies	Iglesias	13,992	114,293
5/14	35	LAA (D)	W	4-3	15-20					Trivino	Iglesias	12,719	127,012	
	36	LAA (N)	L	1-9	15-21	t4	-8	HOU/LAA	-	Lorenzen	Oller	7,737	134,749	
5/15	37	LAA	L	1-4	15-22	5	-9	HOU/LAA	-	Sandoval	Montas	Herget	14,668	149,417
5/16	38	MIN	L	1-3	15-23	5	-9	HOU/LAA	-	Cano	Logue	Duffey	3,138	152,555
5/17	39	MIN	W	5-2	16-23	5	-9	HOU	1	Jackson	Winder	Jiménez	3,640	156,195
5/18	40	MIN	L	4-14	16-24	5	-9	HOU	1	Gray	Jefferies	7,106	163,301	
<b>(20 dates)</b>														
5/19		OFF DAY				5	-9½	HOU	1½					
5/20	41	at LAA	W	4-2	17-24	5	-8½	HOU	1½	Moll	Silseth	Jiménez	32,422	459,432
5/21	42	at LAA	L	3-5	17-25	5	-9½	HOU	1½	Lorenzen	Kolarek	Iglesias	39,045	498,477
5/22	43	at LAA	L	1-4	17-26	5	-10½	HOU	1½	Sandoval	Irvin	Iglesias	40,042	538,519
5/23	44	at SEA	L	6-7	17-27	5	-10½	HOU	1	Gonzales	Logue	Sewald	14,415	552,934
5/24	45	at SEA	W	7-5	18-27	5	-10½	HOU	1	Moll	Misiewicz	Jiménez	14,797	567,731
5/25	46	at SEA	W	4-2	19-27	4	-10½	HOU	2	Blackburn	Ray	Jiménez	15,856	583,587
<b>(25 dates)</b>														

DATE	G	OPP	W-L	SCORE	REC	POS	GA/ GB	LEADER AND LEAD	WINNER	LOSER	SAVE	ATT.	CUM. ATT.	
5/26	47	TEX	L	1-4	19-28	t4	-11	HOU	2½	Bush	Trivino	Barlow	3,203	166,504
5/27	48	TEX	L	5-8	19-29	5	-11	HOU	2½	Moore	Jiménez	Santana	5,010	171,514
5/28	49	TEX	L	4-11	19-30	5	-11	HOU	2½	Hearn	Logue		6,502	178,016
5/29	50	TEX	W	6-5	20-30	5	-11	HOU	3½	Jiménez	Martin		8,342	186,358
5/30	51	HOU	L	1-5	20-31	5	-12	HOU	4	VALDEZ	Blackburn		8,753	195,111
5/31	52	HOU	L	1-3	20-32	5	-13	HOU	5	Montero	Montas	Pressly	3,469	198,580
6/1	53	HOU	L	4-5	20-33	5	-14	HOU	5½	Abreu	Jiménez	Pressly	5,189	203,769
6/2		OFF DAY				5	-14	HOU	6½					
6/3	54	BOS	L	2-7	20-34	5	-15	HOU	7½	Eovaldi	Kaprielian		17,852	221,621
6/4	55	BOS	L	0-8	20-35	5	-15	HOU	7½	Pivetta	Blackburn		14,796	236,417
6/5	56	BOS	L	2-5	20-36	5	-16	HOU	8½	Hill	Montas		12,084	248,501
														(30 dates)
6/6		OFF DAY				5	-15½	HOU	8½					
6/7	57	at ATL	L	2-3	20-37	5	-16½	HOU	9½	Wright	Trivino	Jansen	33,981	617,568
6/8	58	at ATL	L	2-13	20-38	5	-16½	HOU	9½	Anderson	Koenig		42,075	659,643
6/9	59	at CLE	L	4-8	20-39	5	-17	HOU	9	De Los Santos	Trivino		12,995	672,638
6/10	60	at CLE	L	2-3	20-40	5	-17	HOU	9	Gose	Jiménez		21,311	693,949
6/11	61	at CLE	W	10-5	21-40	5	-16	HOU	8	Montas	Morgan		22,674	716,623
6/12	62	at CLE	L	3-6	21-41	5	-17	HOU	8½	Quantrill	Irvin	Clase	17,776	734,399
6/13		OFF DAY				5	-16½	HOU	7½					
6/14	63	at BOS	L	1-6	21-42	5	-17½	HOU	8½	Pivetta	Koenig		32,617	767,016
6/15	64	at BOS	L	1-10	21-43	5	-18½	HOU	9½	Winckowski	Kaprielian		31,877	798,893
6/16	65	at BOS	W	4-3	22-43	5	-18	HOU	9	Blackburn	Hill	Jiménez	30,779	829,672
														(34 dates)
6/17	66	KC	L	1-5	22-44	5	-19	HOU	9	Lynch	Montas		8,772	257,273
6/18	67	KC	L	0-2	22-45	5	-19	HOU	9	Keller	Irvin	Barlow	10,936	268,209
6/19	68	KC	W	4-0	23-45	5	-19	HOU	9½	Koenig	Singer		14,341	282,550
6/20		OFF DAY				5	-19	HOU	10					
6/21	69	SEA	L	2-8	23-46	5	-20	HOU	10	Gonzales	Kaprielian		4,733	287,283
6/22	70	SEA	L	0-9	23-47	5	-21	HOU	10	Kirby	Blackburn		5,414	292,697
6/23	71	SEA	L	1-2	23-48	5	-21	HOU	9½	Castillo	Jackson	Sewald	8,215	300,912
														(36 dates)
6/24	72	at KC	L	1-3	23-49	5	-22	HOU	10½	Greinke	Irvin	Barlow	25,077	854,749
6/25	73	at KC	W	9-7	24-49	5	-22	HOU	10½	Jackson	Keller	Trivino	13,543	868,292
6/26	74	at KC	W	5-3	25-49	5	-21	HOU	10½	Acevedo	Singer	Trivino	24,820	893,112
6/27	75	at NYY	L	5-9	25-50	5	-21½	HOU	10	Abreu	Puk		33,168	926,280
6/28	76	at NYY	L	1-2	25-51	5	-22½	HOU	10	Sears	Montas	Holmes	38,051	964,331
6/29	77	at NYY	L	3-5	25-52	5	-23½	HOU	11	Tailon	Irvin	Holmes	39,647	1,003,978
6/30	78	at SEA	L	6-8	25-53	5	-24½	HOU	11½	Gilbert	Martínez	Sewald	20,860	1,024,838
7/1	79	at SEA	W	3-1	26-53	5	-24½	HOU	12½	Kaprielian	Gonzales	Trivino	27,589	1,052,427
7/2	80	at SEA	L	1-2	26-54	5	-25½	HOU	12½	Castillo	Trivino		23,907	1,076,334
7/3	81	at SEA	L	1-2	26-55	5	-26½	HOU	13½	Ray	Montas	Sewald	23,333	1,099,667
														(44 dates)
7/4	82	TOR	W	5-1	27-55	5	-26½	HOU	13½	Irvin	Manoah		24,403	325,315
7/5	83	TOR	W	5-3	28-55	5	-26½	HOU	13½	Martínez	Kikuchi	Trivino	4,846	330,161
7/6	84	TOR	L	1-2	28-56	5	-26½	HOU	13	Cimber	Acevedo	Romano	6,330	336,491
7/7		OFF DAY				5	-27	HOU	13					
7/8	85	HOU	L	3-8	28-57	5	-28	HOU	13	Urquidy	Blackburn		6,012	342,503
7/9	86	HOU	W	3-2	29-57	5	-27	HOU	12	Logue	VALDEZ	Trivino	10,058	352,561
7/10	87	HOU	L	1-6	29-58	5	-28	HOU	12	Odorizzi	Irvin		10,195	362,756
														(42 dates)
7/11	88	at TEX	L	8-10	29-59	5	-28½	HOU	12	Howard	Martínez	Martin	20,660	1,120,327
7/12	89	at TEX	W	14-7 (12)	30-59	5	-28½	HOU	12½	Snead	Santana		17,485	1,137,812
7/13	90	at TEX	L	2-5	30-60	5	-28½	HOU	11	Gray	Blackburn	Richards	22,394	1,160,206
7/14		OFF DAY				5	-29	HOU	11					
7/15	91	at HOU	W	5-1	31-60	5	-28	HOU	10	Irvin	Urquidy		39,434	1,199,640
7/16	92	at HOU	L	0-5	31-61	5	-29	HOU	10	Verlander	Koenig		39,125	1,238,765
7/17	93	at HOU	W	4-3	32-61	5	-28	HOU	9	Puk	Montero	Trivino	34,534	1,273,299
														(50 dates)
7/18-20		ALL-STAR BREAK				5	-28	HOU	9					

DATE	G	OPP	W-L	SCORE	REC	POS	GA/ GB	LEADER AND LEAD	WINNER	LOSER	SAVE	ATT.	CUM. ATT.	
7/21	94	DET (1)	L	2-7	32-62				Skubal	Logue				
	95	DET (2)	W	5-0	33-62	5	-29	HOU	10	Acevedo	Hill	7,282	370,038	
7/22	96	TEX	W	5-4	34-62	5	-29	HOU	11	Irvin	Howard	Puk	6,620	376,658
7/23	97	TEX	W	3-1	35-62	5	-29	HOU	12	Acevedo	Santana	Jackson	10,190	386,848
7/24	98	TEX	L	8-11	35-63	5	-30	HOU	13	Perez	Blackburn		9,835	396,683
7/25	99	HOU	W	7-5	36-63	5	-29	HOU	12	Oller	Odorizzi	Trivino	4,105	400,788
7/26	100	HOU	W	5-3	37-63	5	-28	HOU	11	Montas	Garcia	Trivino	5,130	405,918
7/27	101	HOU	W	4-2	38-63	5	-27	HOU	10	Irvin	Javier	Puk	9,367	415,285
													<b>(49 dates)</b>	
7/28		OFF DAY				5	-27%	HOU	11					
7/29	102	at CWS	W	7-3	39-63	5	-27%	HOU	12	Kaprielian	Lynn		28,503	1,301,802
7/30	103	at CWS	L	2-3	39-64	5	-27%	HOU	11	Hendriks	Jackson		28,142	1,329,944
7/31	104	at CWS	L	1-4	39-65	5	-28%	HOU	12	Cease	Oller	Hendriks	30,028	1,359,972
8/1		OFF DAY				5	-28	HOU	12					
8/2	105	at LAA	L	1-3	39-66	5	-28	HOU	11	Suárez	Irvin	Quijada	22,920	1,382,892
8/3	106	at LAA	W	3-1	40-66	5	-28	HOU	11	Kaprielian	Ohtani	Jackson	25,190	1,408,082
8/4	107	at LAA	W	8-7	41-66	5	-28	HOU	11%	Blackburn	Junk	Puk	23,849	1,431,931
													<b>(56 dates)</b>	
8/5		OFF DAY				5	-28%	HOU	12%					
8/6	108	SF	L	3-7	41-67	5	-28%	HOU	12	Rodon	Oller		40,065	455,350
8/7	109	SF	L	4-6	41-68	5	-28%	HOU	11	Webb	Martinez	Doval	31,605	486,955
8/8	110	LAA	L	0-1	41-69	5	-29	HOU	11%	Suarez	Irvin	Tepera	5,440	492,395
8/9	111	LAA	L	1-5	41-70	5	-30	HOU	11%	Ohtani	Kaprielian		9,351	501,746
8/10	112	LAA	L	4-5 (12)	41-71	5	-30	HOU	10%	Barria	Pruitt		8,268	510,014
													<b>(54 dates)</b>	
8/11		OFF DAY				5	-30%	HOU	11					
8/12	113	at HOU	L	5-7	41-72	5	-31%	HOU	11	Garcia	Moll	Neris	31,230	1,463,161
8/13	114	at HOU	L	0-8	41-73	5	-32%	HOU	12	McCullers Jr.	Logue		34,078	1,497,239
8/14	115	at HOU	L	3-6	41-74	5	-33%	HOU	13	Javier	Irvin	Pressly	38,906	1,536,145
8/15	116	at TEX	L	1-2	41-75	5	-33%	HOU	12	Otto	Kaprielian	Hernández	13,141	1,549,286
8/16	117	at TEX	W	5-1	42-75	5	-32%	HOU	11	Sears	Arihara		15,260	1,564,546
8/17	118	at TEX	W	7-2	43-75	5	-32%	HOU	11	Oller	Ragans		14,846	1,579,392
8/18	119	at TEX	L	3-10	43-76	5	-33%	HOU	11%	Dunning	Logue		16,495	1,595,887
													<b>(63 dates)</b>	
8/19	120	SEA	L	2-10	43-77	5	-33%	HOU	10%	Gonzales	Irvin		16,912	526,926
8/20	121	SEA	W	4-3 (10)	44-77	5	-32%	HOU	10%	Jiménez	Castillo		9,626	536,552
8/21	122	SEA	W	5-3	45-77	5	-32%	HOU	11%	Sears	Castillo	Pruitt	9,314	545,866
8/22	123	MIA	L	0-3	45-78	5	-33	HOU	11%	Cabrera	Oller	Scott	2,630	548,496
8/23	124	MIA	L	3-5	45-79	5	-34	HOU	11%	Lopez	Logue	Scott	4,028	552,524
8/24	125	MIA	W	3-2 (10)	46-79	5	-34	HOU	12%	Puk	Bleier		3,901	556,425
8/25	126	NY Y	L	4-13	46-80	5	-35	HOU	12%	Taillon	Kaprielian		10,876	567,301
8/26	127	NY Y	L	2-3	46-81	5	-35	HOU	11%	Cole	Sears	Peralta	16,821	584,122
8/27	128	NY Y	W	3-2 (11)	47-81	5	-34	HOU	11%	Payamps	Trivino		36,529	620,651
8/28	129	NY Y	W	4-1	48-81	5	-34	HOU	11%	Martinez	Schmidt	Puk	29,498	650,149
													<b>(64 dates)</b>	
8/29		OFF DAY				5	-34	HOU	11%					
8/30	130	at WSH	W	10-6	49-81	5	-34	HOU	11%	Irvin	Fedde		26,321	1,622,208
8/31	131	at WSH	L	1-5	49-82	5	-35	HOU	11%	Sánchez	Kaprielian		26,416	1,648,624
9/1	132	at WSH	L	5-7 (10)	49-83	5	-35%	HOU	11	Harvey	Ruiz		26,877	1,675,501
9/2	133	at BAL	L	2-5	49-84	5	-36%	HOU	11	Tate	Acevedo		13,558	1,689,059
9/3	134	at BAL	L	1-8	49-85	5	-36%	HOU	10	Akin	Oller		30,853	1,719,912
9/4	135	at BAL	W	5-0	50-85	5	-36%	HOU	10	Martinez	Watkins		19,883	1,739,795
													<b>(69 dates)</b>	
9/5		OFF DAY				5	-37	HOU	11					
9/6	136	ATL	L	9-10	50-86	5	-37	HOU	10	Chavez	Payamps	Jansen	6,062	656,211
9/7	137	ATL	L	3-7	50-87	5	-38	HOU	11	Strider	Waldichuk		5,332	661,543
9/8	138	CWS	L	2-14	50-88	5	-38%	HOU	11	Cease	Sears		4,591	666,134
9/9	139	CWS	L	3-5	50-89	5	-39%	HOU	12	Bummer	Puk	Hendriks	11,494	677,628
9/10	140	CWS	L	2-10	50-90	5	-39%	HOU	11	Lynn	Martinez		11,107	688,735
9/11	141	CWS	W	10-3	51-90	5	-39%	HOU	11	Irvin	Cueto		11,701	700,436
													<b>(70 dates)</b>	

DATE	G	OPP	W-L	SCORE	REC	POS	GA/ GB	LEADER AND LEAD	WINNER	LOSER	SAVE	ATT.	CUM. ATT.
9/12		OFF DAY					5 -40	HOU 11½					
9/13	142	at TEX	L	7-8	51-91	5	-41	HOU 12½	Burke	Payamps		14,925	1,754,720
9/14	143	at TEX	W	8-7	52-91	5	-41	HOU 12½	Cyr	Leclerc	Acevedo	25,700	1,780,420
9/15	144	at HOU	L	2-5	52-92	5	-42	HOU 13	Martinez	Payamps	Montero	26,543	1,806,963
9/16	145	at HOU	L	0-5	52-93	5	-43	HOU 14	Verlander	Martinez		33,850	1,840,813
9/17	146	at HOU	W	8-5	53-93	5	-42	HOU 14	Irvin	Urquidy	Acevedo	33,419	1,874,232
9/18	147	at HOU	L	2-11	53-94	5	-43	HOU 15	Valdez	Waldichuk		30,375	1,904,607
<b>(75 dates)</b>													
9/19		OFF DAY					5 -43½	HOU 15					
9/20	148	SEA	W	4-1	54-94	5	-43½	HOU 16	Sears	Castillo	Acevedo	4,251	704,687
9/21	149	SEA	W	2-1	55-94	5	-43½	HOU 17	Kaprielian	Swanson	Acevedo	4,030	708,717
9/22	150	SEA	L	5-9	55-95	5	-43½	HOU 16	Boyd	Snead		4,696	713,413
9/23	151	NYM	L	2-9	55-96	5	-43½	HOU 16	Bassitt	Irvin		18,107	731,520
9/24	152	NYM	W	10-4	56-96	5	-43½	HOU 16	Waldichuk	deGrom		16,041	747,561
9/25	153	NYM	L	4-13	56-97	5	-44½	HOU 17	Scherzer	Sears		13,942	761,503
<b>(76 dates)</b>													
9/26		OFF DAY					5 -44½	HOU 17					
9/27	154	at LAA	L	3-4	56-98	5	-45½	HOU 18	Tepera	Puk	Herget	19,374	1,923,981
9/28	155	at LAA	L	1-4	56-99	5	-45½	HOU 17	Lorenzen	Martinez	Herget	23,573	1,947,554
9/29	156	at LAA	L	2-4	56-100	5	-46	HOU 16½	Ohtani	Irvin	Tepera	31,293	1,978,847
9/30	157	at SEA	L	1-2	56-101	5	-46	HOU 15½	Brash	Acevedo		44,754	2,023,601
10/1	158	at SEA	L	1-5	56-102	5	-47	HOU 15½	Castillo	Oller		42,512	2,066,113
10/2	159	at SEA	W	10-3	57-102	5	-47	HOU 16½	Kaprielian	Ray		42,465	2,108,578
<b>(81 dates)</b>													
10/3	160	LAA	W	5-4 (10)	58-102	5	-46	HOU 16½	Acevedo	Weiss		6,978	768,481
10/4	161	LAA	W	2-1 (10)	59-102	5	-46	HOU 16	Puk	Tepera		8,189	776,670
10/5	162	LAA	W	3-2	60-102	5	-46	HOU 16	Waldichuk	Ohtani	Snead	11,232	787,902
<b>(79 dates)</b>													

\* indicates sellout. CAPS indicates complete game.

## WILD CARD DAY-BY-DAY

DATE	POS	GA/ GB	WC1	WC2	WC3	DATE	POS	GA/ GB	WC1	WC2	WC3	DATE	POS	GA/ GB	WC1	WC2	WC3
7/18-20	12	-18	TB	SEA	TOR	8/17	12	-20	SEA	TB/TOR	—	9/14	12	-27½	TOR	SEA	TB
7/21	12	-18	TB	SEA	TOR	8/18	12	-21	SEA	TB/TOR	—	9/15	12	-28½	SEA/TOR	—	TB
7/22	12	-18	TB	SEA/TOR	—	8/19	12	-21	SEA	TOR	TB	9/16	12	-28½	TOR	SEA	TB
7/23	12	-17	TB	TOR	SEA	8/20	12	-21	TOR/SEA	—	TB	9/17	12	-28	TOR	TB	SEA
7/24	12	-17	TOR	TB	SEA	8/21	12	-21	TB/TOR/SEA	—	—	9/18	12	-28	TOR	TB	SEA
7/25	12	-17	TOR	TB	SEA	8/22	12	-21½	TB	TOR/SEA	—	9/19	12	-28½	TOR	TB	SEA
7/26	12	-16½	TOR	SEA	TB	8/23	12	-22½	TB	TOR/SEA	—	9/20	12	-27½	TOR	TB	SEA
7/27	12	-16½	TOR	SEA	TB	8/24	12	-21½	TB	TOR	SEA	9/21	12	-26½	TOR	TB	SEA
7/28	12	-16	TOR	SEA	TB	8/25	12	-22½	TB	TOR	SEA	9/22	12	-27½	TOR	TB	SEA
7/29	12	-15	TOR	SEA	TB	8/26	12	-23½	TB	TOR/SEA	—	9/23	12	-27½	TB/TOR	—	SEA
7/30	12	-16	TOR	SEA	TB	8/27	12	-22½	TB	TOR/SEA	—	9/24	12	-27½	TOR	TB	SEA
7/31	12	-16	TOR	SEA	TB	8/28	12	-21½	TB	SEA	TOR	9/25	12	-27½	TOR	TB	SEA
8/1	12	-16	TOR	SEA/TB	—	8/29	12	-22	TB	SEA	TOR	9/26	12	-27½	TOR	TB	SEA
8/2	12	-16	TOR	SEA	TB	8/30	12	-22	TB	SEA	TOR	9/27	12	-27½	TOR	TB	SEA
8/3	12	-16	TOR	SEA	TB	8/31	12	-22	TB	SEA	TOR	9/28	12	-28½	TOR	TB	SEA
8/4	12	-16	TOR	SEA	TB	9/1	12	-22½	TB/SEA	—	TOR	9/29	12	-29	TOR	SEA	TB
8/5	12	-16	TOR	TB	SEA	9/2	12	-23½	TB/SEA	—	TOR	9/30	12	-30	TOR	SEA	TB
8/6	12	-16½	TOR	TB/SEA	—	9/3	12	-24½	TB/SEA	—	TOR	10/1	12	-30	TOR	SEA	TB
8/7	12	-17½	TOR	TB/SEA	—	9/4	12	-24½	SEA	TB	TOR	10/2	12	-29	TOR	SEA	TB
8/8	12	-17½	TOR	TB	SEA	9/5	12	-25½	TB/SEA	—	TOR	10/3	12	-28	TOR	SEA	TB
8/9	12	-18	TOR	SEA	TB	9/6	12	-25½	TB/SEA	—	TOR	10/4	12	-27	TOR	SEA	TB
8/10	12	-18	TOR	SEA	TB/BAL	9/7	12	-26½	TB	SEA	TOR	10/5	12	-26	TOR	SEA	TB
8/11	12	-18	TOR	SEA	TB	9/8	12	-27	TB	SEA	TOR						
8/12	12	-18½	SEA	TOR	BAL	9/9	12	-27½	TB	TOR	SEA						
8/13	12	-19	TOR	SEA	TB	9/10	12	-28½	TB	TOR	SEA						
8/14	12	-20	TOR	SEA	TB	9/11	12	-28	TB/SEA	—	TOR						
8/15	12	-21	SEA	TB/TOR	—	9/12	12	-28	SEA/TOR	—	TB						
8/16	12	-20	SEA	TB	TOR	9/13	12	-28½	TOR	SEA/TB	—						

POS indicates A's rank among all non-division leaders. GB indicates A's games behind third wild card team or games ahead of fourth best non-division leader.

# MISCELLANEOUS STATS

## Multiple Hit Games

PLAYER	2	3	4	5	TOT
Allen, N.	7	0	0	0	7
Andrus	12	4	0	0	16
Barrera	5	1	0	0	6
Bethancourt	6	3	0	0	9
Bolt	1	1	0	0	2
Bride	5	0	0	0	5
Brown	26	3	0	0	29
Capel	2	1	0	0	3
Davidson	1	0	0	0	1
Diaz	3	0	0	0	3
Garcia	3	0	0	0	3
Kemp	18	7	0	0	25
Langeliers	4	2	0	0	6
Laureano	17	2	0	0	19
Lowrie	7	0	0	0	7
Machin	11	1	0	0	12
Murphy	27	6	1	0	34
Neuse	6	5	0	0	11
Pache	5	0	0	0	5
Pinder	14	4	0	0	18
Piscotty	6	0	0	0	6
Smith	7	0	0	0	7
Stevenson	1	0	0	0	1
Thomas	1	1	0	0	2
Vogt	2	1	0	0	3

## Multiple RBI Games

PLAYER	2	3	4	5	6	TOT
Allen, N.	4	0	0	0	0	4
Andrus	7	2	0	0	0	9
Barrera	0	1	0	0	0	1
Bethancourt	6	0	0	0	0	6
Bolt	3	1	0	0	0	4
Brown	14	3	2	0	0	19
Capel	0	1	1	0	0	2
Garcia	5	0	1	0	0	6
Kemp	7	4	0	0	0	11
Langeliers	3	1	1	0	0	5
Laureano	4	0	2	0	0	6
Lowrie	1	2	0	0	0	3
Machin	2	1	0	0	0	3
Murphy	7	8	0	1	0	16
Neuse	4	1	1	0	0	6
Pache	4	0	0	0	0	4
Pinder	2	3	2	0	0	7
Piscotty	3	1	0	0	0	4
Smith	2	0	1	0	0	3
Vogt	3	1	0	0	0	4

## Game Tying/Go Ahead RBI

PLAYER	GT	GA	TOT
Allen, N.	1	2	3
Andrus	5	4	9
Barrera	1	1	2
Bethancourt	1	5	6
Bolt	0	1	1
Bride	0	1	1
Brown	6	17	23
Capel	1	2	3
Diaz	0	1	1
Garcia	0	4	4
Kemp	8	6	14
Langeliers	2	6	8
Laureano	6	6	12
Lowrie	1	6	7
Machin	1	3	4
McKinney	0	2	2
Murphy	2	19	21
Neuse	3	3	6
Pache	0	5	5
Pinder	5	6	11
Piscotty	1	3	4
Smith	0	3	3
Vogt	3	6	9

## 2022 RELIEF PITCHER EFFECTIVENESS

	Inherited Runners	Inherited Runners Scored	Inherited Runners Scored Percent	First Batters	Save Situations
Acevedo	30	10	33.3%	14 for 64 (6 bb)	4 for 8
Bethancourt	0	0	-	0 for 1	0 for 0
Castellani	5	1	20.0%	0 for 3	0 for 0
Cyr	3	1	33.3%	0 for 10 (1 bb)	0 for 0
Grimm	9	2	22.2%	5 for 14 (1 sf)	0 for 0
Jackson	16	3	18.8%	8 for 43 (9 bb, 1 hbp)	3 for 6
Jiménez	13	2	15.4%	6 for 28 (6 bb)	11 for 14
Koenig	0	0	-	1 for 5	0 for 0
Kolarek	7	0	0.0%	1 for 12 (1 bb, 2 hbp)	0 for 0
Lemoine	10	3	30.0%	2 for 8 (1 bb)	0 for 0
Logue	1	1	100.0%	2 for 4	0 for 0
Markel	4	2	50.0%	1 for 1 (2 bb)	0 for 0
McKay	2	2	100.0%	1 for 1	0 for 0
Moll	42	14	33.3%	11 for 51 (2 bb)	0 for 2
Neuse	2	0	0.0%	0 for 3	0 for 0
Oller	0	0	-	0 for 3 (2 bb)	0 for 0
Payamps	6	2	33.3%	1 for 12	0 for 0
Pinder	0	0	-	0 for 0 (1 bb)	0 for 0
Pruitt	12	5	41.7%	7 for 35 (2 bb, 1 hbp)	1 for 3
Puk	22	7	31.8%	11 for 54 (4 bb, 3 hbp, 1 sh)	4 for 9
Ruiz	8	2	25.0%	6 for 14	0 for 1
Sears	0	0	-	0 for 1	0 for 0
Selman	11	5	45.5%	5 for 15 (1 bb)	0 for 1
Snead	25	6	24.0%	10 for 42 (3 bb, 1 hbp)	1 for 3
Tapia	5	3	60.0%	4 for 10 (1 bb)	0 for 0
Trivino	20	2	10.0%	8 for 35 (4 bb)	10 for 12
Wiles	2	0	0.0%	2 for 4	0 for 0

# CLUB STATISTICS

	Home		Road		Totals	
	W	L	W	L	W	L
<b>AL West</b>						
vs. Houston Astros	4	5	3	7	7	12
vs. Los Angeles Angels	4	6	3	6	7	12
vs. Seattle Mariners	4	5	4	6	8	11
vs. Texas Rangers	4	6	4	5	8	11
<b>Totals</b>	<b>16</b>	<b>22</b>	<b>14</b>	<b>24</b>	<b>30</b>	<b>46</b>

	Home		Road		Totals	
	W	L	W	L	W	L
<b>AL Central</b>						
vs. Chicago White Sox	1	3	1	2	2	5
vs. Cleveland Guardians	0	3	1	3	1	6
vs. Detroit Tigers	1	1	4	1	5	2
vs. Kansas City Royals	1	2	2	1	3	3
vs. Minnesota Twins	1	2	0	3	1	5
<b>Totals</b>	<b>4</b>	<b>11</b>	<b>8</b>	<b>10</b>	<b>12</b>	<b>21</b>

	Home		Road		Totals	
	W	L	W	L	W	L
<b>AL East</b>						
vs. Baltimore Orioles	3	1	1	2	4	3
vs. Boston Red Sox	0	3	1	2	1	5
vs. New York Yankees	2	2	0	3	2	5
vs. Tampa Bay Rays	0	3	3	1	3	4
vs. Toronto Blue Jays	2	1	1	2	3	3
<b>Totals</b>	<b>7</b>	<b>10</b>	<b>6</b>	<b>10</b>	<b>13</b>	<b>20</b>
<b>Totals vs. A.L.</b>	<b>27</b>	<b>43</b>	<b>28</b>	<b>44</b>	<b>55</b>	<b>87</b>

	W	L	W	L	W	L
	<b>NL</b>					
vs. Atlanta Braves	0	2	0	2	0	4
vs. Miami Marlins	1	2	0	0	1	2
vs. New York Mets	1	2	0	0	1	2
vs. Philadelphia Phillies	0	0	1	2	1	2
vs. San Francisco Giants	0	2	1	1	1	3
vs. Washington Nationals	0	0	1	2	1	2
<b>Totals</b>	<b>2</b>	<b>8</b>	<b>3</b>	<b>7</b>	<b>5</b>	<b>15</b>
<b>Overall Totals</b>	<b>29</b>	<b>51</b>	<b>31</b>	<b>51</b>	<b>60</b>	<b>102</b>

	Home		Road		Totals	
	W	L	W	L	W	L
Shutouts	3	9	4	5	7	14
SHO - Individual	0	0	0	0	0	0
Extra Innings	5	2	1	2	6	4
One-Run Decisions	12	9	5	16	17	25
Two-Run Decisions	8	9	11	10	19	19
vs. LH Starters	6	15	10	12	16	27
vs. RH Starters	23	36	21	39	44	75
Grass Fields	29	51	23	43	52	94
Artificial Fields	0	0	8	8	8	8
Day Games	14	25	13	18	27	43
Night Games	15	26	18	33	33	59

	Oak	Opp.
Double Plays	139	117
Triple Plays	0	0
Left On Base	972	1084
Solo HR	77	116
Two-Run HR	36	50
Three-Run HR	18	23
Grand Slam HR	6	6
Home Runs (Home)	53	84
Home Runs (Away)	84	111

# HIGHS AND LOWS

## CLUB

Longest Winning Streak.....	4, October 2-present
Longest Winning Streak, Home.....	3 (four times), last: October 3-present
Longest Winning Streak, Road.....	4, May 10 (#2)-May 20
Longest Losing Streak.....	10, May 30-June 10
Longest Losing Streak, Home.....	8, May 30-June 18
Longest Losing Streak, Road.....	6, September 18-October 1
Most Runs, Game, A's.....	14, July 12 at Texas
Most Runs, Game, Opponents.....	14, September 8 vs. Chicago (AL)
Most Runs, Inning, A's.....	14, May 18 vs. Minnesota
Most Runs, Inning, Opponents.....	8, July 12 at Texas (12th)
Largest Margin, Victory.....	7, June 8 at Atlanta (7th)
Largest Margin, Loss.....	11, April 11 at Tampa Bay (13-2)
Most Hits, Game, A's.....	12, September 8 vs. Chicago-AL (2-14)
Most Hits, Game, Opponents.....	14, September 24 vs. New York (NL)
Most Hits, Inning, A's.....	14, September 11 vs. Chicago (AL)
Most Hits, Inning, Opponents.....	14, May 29 vs. Texas
Most Hits, Game, Opponents.....	21, September 8 vs. Chicago (AL)
Most Hits, Inning, A's.....	6, September 11 vs. Chicago (AL) (5th)
Most Hits, Inning, Opponents.....	6, August 30 at Washington (3rd)
Most Hits, Game, Opponents.....	6, July 21 vs. Detroit G#2 (6th)
Most Hits, Inning, Opponents.....	6 (eight times), last: September 25 vs. New York-NL (8th)

Most Home Runs, Game, A's	4 (five times), last: October 2 at Seattle
Most Home Runs, Game, Opponents	7, August 4 at Los Angeles (AL)
Most Doubles, Game, A's	5, September 24 vs. New York (NL)
Most Doubles, Game, Opponents	5, June 25 at Kansas City
Most Triples, Game, A's	1 (15 times), last: October 3 vs. Los Angeles (AL)
Most Triples, Game, Opponents	2, August 20 vs. Seattle
Most Stolen Bases, Game, A's	3, September 17 at Houston
Most Stolen Bases, Game, Opponents	4, August 21 vs. Seattle
Most Strikeouts, A's Pitchers	15, July 12 at Texas
Most Strikeouts, Opponents Pitchers	15, May 26 vs. Texas
Most Walks, A's Pitchers	10, May 18 vs. Minnesota
Most Walks, Opponents Pitchers	9, August 15 at Texas
Fewest Hits Allowed, A's Pitchers	16 (six times), last: September 16 at Houston
Fewest Hits Allowed, Opponents Pitchers	2 (seven times), last: October 1 at Seattle
Most Left on Base, Nine Inning Game	16, May 29 vs. Texas
Most Left on Base, Extra Inning Game	13, October 3 vs. Los Angeles-AL (10)
Fewest Left on Base, Game	2 (nine times), last: September 30 at Seattle
Most Errors, Game	3, April 12 at Tampa Bay
Largest Comeback in Win	4, October 3 vs. Los Angeles (AL)
Largest Lead Surrendered in Loss	5, September 13 at Texas

## INDIVIDUAL

Grand Slams	Sean Murphy, August 30 at Washington (Steve Cishek)
	Chad Pinder, July 26 vs. Houston (Luis Garcia)
	Chad Pinder, July 12 at Texas (Kolby Allard)
	Seth Brown, June 11 at Cleveland (Eli Morgan)
	Kevin Smith, May 3 vs. Tampa Bay (Ryan Yarbrough)
	Sheldon Neuse, April 11 at Tampa Bay (Brett Phillips)
Pinch Hit Home Runs	Chad Pinder, September 6 vs. Atlanta (Dylan Lee)
	Stephen Vogt, August 27 vs. New York-AL (Ron Marinaccio)
	Matt Davidson, June 15 at Boston (Jake Diekman)
Lead Off Home Runs	Chad Pinder, April 27 at San Francisco (Sam Long)
Inside-The-Park Home Runs	None
Game Ending Home Runs	Luis Barrera, May 14 vs. Los Angeles-AL (Day) (Raisel Iglesias)
Back-to-Back Home Runs	Sean Murphy and Seth Brown, September 6 vs. Atlanta
	Stephen Vogt and Stephen Piscotty, July 27 vs. Houston
	Sean Murphy, Chad Pinder and Tony Kemp, July 24 vs. Texas
	Christian Bethancourt and Seth Brown, June 12 at Cleveland
	Sean Murphy and Chad Pinder, May 27 vs. Texas
	Chad Pinder and Seth Brown, April 11 at Tampa Bay
Longest Hitting Streak	12, Ramón Laureano, May 26-June 8
Most Runs, Game	4, Tony Kemp, September 11 vs. Chicago (AL)
Most Hits, Game	4, Sean Murphy, July 12 at Texas
Most Doubles, Game	2 (15 times), last: Vimalael Machin, September 14 at Texas
Most Triples, Game	1 (15 times), last: Seth Brown, October 3 vs. Los Angeles (AL)
Most Home Runs, Game	2 (five times), last: Shea Langeliers, October 2 at Seattle
Most Runs Batted In, Game	5, Sean Murphy, August 30 at Washington
Most Walks, Game	3, Seth Brown, August 4 at Los Angeles (AL)
Most Strikeouts, Game	4 (five times), last: Cody Thomas, September 7 vs. Atlanta
Most Stolen Bases, Game	2, Tony Kemp, September 17 at Houston
	2, Sheldon Neuse, April 26 at San Francisco
Longest Winning Streak	5, Paul Blackburn, April 11-May 25
Longest Losing Streak	7, Daulton Jefferies, April 15-present
Most Strikeouts, Game	12, Frankie Montas, May 15 vs. Los Angeles (AL)
Most Walks, Game	6, James Kaprielian, August 25 vs. New York (AL)
	6, James Kaprielian, June 15 at Boston
Most Innings, Game, Starter	8.0 (five times), last: Adam Oller, August 27 vs. New York (AL)



Most Innings, Game, Reliever.....	6.0, JP Sears, October 1 at Seattle
Low Hit Complete Game .....	None
Most Consecutive Scoreless Innings.....	15.0, A.J. Puk, April 14-May 23
Most Consecutive Batters Retired.....	17, Cole Irvin, September 17
.....	17, Cole Irvin, June 29-July 4

## GENERAL

Longest Game, Innings .....	12, August 10 vs. Los Angeles (AL)
.....	12, July 12 at Texas
Longest Game, Time, Nine Innings.....	3:46, June 25 at Kansas City
Longest Game, Time, Extra Innings.....	4:12, April 12 at Tampa Bay
Shortest Game, Time.....	2:14, August 8 vs. Los Angeles (AL)
Largest Crowd, Home.....	40,065, August 6 vs. San Francisco
Smallest Crowd, Home .....	2,488, May 2 vs. Tampa Bay
Largest Crowd, Road.....	44,754, September 30 at Seattle
Smallest Crowd, Road.....	7,588, April 12 at Tampa Bay
Postponement, Home.....	None
Postponement, Road.....	None

## BATTING WITH RISP

PLAYER	AVG	AB	H	TB	2B	3B	HR	RBI	SAC	SF	HBP	BB	IBB	SO	GDP	OBP	SLG	OPS
Allen, A	.000	3	0	0	0	0	0	0	0	0	0	0	0	2	0	.000	.000	.000
Allen, N	.150	60	9	12	3	0	0	13	2	1	0	4	0	20	4	.200	.200	.400
Andrus, E	.176	68	12	18	3	0	1	17	0	0	0	9	0	12	2	.273	.265	.538
Barrera, L	.227	22	5	9	1	0	1	7	0	1	0	2	0	6	0	.280	.409	.689
Bethancourt, C	.293	41	12	17	2	0	1	15	1	0	1	2	0	9	0	.341	.415	.756
Bolt, S	.250	24	6	13	1	0	2	10	0	1	1	0	0	8	0	.269	.542	.811
Bride, J	.094	32	3	3	0	0	0	4	1	1	0	8	0	10	3	.268	.094	.362
Brown, S	.250	112	28	48	5	0	5	45	0	1	2	24	3	25	2	.388	.429	.817
Capel, C	.500	6	3	6	0	0	1	8	0	1	0	2	0	1	0	.556	1.000	1.556
Clement, E	.000	4	0	0	0	0	0	0	0	0	0	0	0	0	0	.000	.000	.000
Davidson, M	.250	4	1	1	0	0	0	1	0	0	0	0	0	2	0	.250	.250	.500
Diaz, J	.250	8	2	2	0	0	0	1	0	0	0	0	0	2	0	.250	.250	.500
Garcia, D	.345	29	10	20	4	0	2	17	0	0	0	2	0	13	0	.387	.690	1.077
Jackson, D	.000	1	0	0	0	0	0	0	0	0	0	0	0	0	0	.000	.000	.000
Kemp, T	.286	91	26	34	5	0	1	37	2	3	1	12	0	12	1	.364	.374	.738
Langeliers, S	.345	29	10	19	4	1	1	16	0	2	0	4	0	9	1	.400	.655	1.055
Laureano, R	.224	67	15	28	4	0	3	23	0	0	2	5	0	20	2	.297	.418	.715
Lopes, C	.000	3	0	0	0	0	0	0	0	0	0	0	0	2	0	.000	.000	.000
Lowrie, J	.184	38	7	11	1	0	1	11	0	2	0	1	0	8	1	.195	.289	.484
Machin, V	.333	33	11	15	4	0	0	12	0	3	0	5	0	6	1	.390	.455	.845
MacKinnon, D	.000	2	0	0	0	0	0	0	0	0	0	0	0	0	0	.000	.000	.000
McKinney, B	.111	9	1	1	0	0	0	3	0	1	0	1	1	4	0	.182	.111	.293
Murphy, S	.234	111	26	45	4	0	5	44	0	5	4	14	2	28	5	.328	.405	.733
Neuse, S	.293	58	17	26	1	1	2	24	0	0	0	4	0	16	0	.339	.448	.787
Pache, C	.222	54	12	13	1	0	0	13	2	0	0	3	0	13	1	.263	.241	.504
Pinder, C	.266	79	21	37	4	0	4	34	1	2	0	4	0	32	2	.294	.468	.762
Piscotty, S	.292	24	7	14	1	0	2	10	0	2	0	3	1	6	1	.345	.583	.928
Smith, K	.206	34	7	16	3	0	2	13	0	2	0	0	0	10	1	.194	.471	.665
Stevenson, C	.100	10	1	1	0	0	0	1	2	1	0	3	0	6	0	.286	.100	.386
Thomas, C	.200	5	1	1	0	0	0	0	0	0	0	0	0	2	0	.200	.200	.400
Vogt, S	.257	35	9	15	1	1	1	16	0	4	2	3	0	9	0	.318	.429	.747
<b>OAKLAND</b>	<b>.239</b>	<b>1096</b>	<b>262</b>	<b>425</b>	<b>52</b>	<b>3</b>	<b>35</b>	<b>395</b>	<b>11</b>	<b>33</b>	<b>13</b>	<b>115</b>	<b>7</b>	<b>293</b>	<b>27</b>	<b>.310</b>	<b>.388</b>	<b>.698</b>
<b>OPPONENTS</b>	<b>.270</b>	<b>1318</b>	<b>356</b>	<b>589</b>	<b>87</b>	<b>4</b>	<b>46</b>	<b>523</b>	<b>5</b>	<b>38</b>	<b>14</b>	<b>162</b>	<b>37</b>	<b>284</b>	<b>37</b>	<b>.347</b>	<b>.447</b>	<b>.794</b>

# BATTING WITH THE BASES LOADED

PLAYER	AVG	AB	H	TB	2B	3B	HR	RBI	SAC	SF	HBP	BB	IBB	SO	GIDP	OBP	SLG	OPS
Allen, N	.250	4	1	2	1	0	0	2	0	0	0	0	0	1	0	.250	.500	.750
Andrus, E	.250	4	1	2	1	0	0	4	0	0	0	1	0	0	0	.400	.500	.900
Barrera, L	.000	3	0	0	0	0	0	0	0	0	0	0	0	0	0	.000	.000	.000
Bethancourt, C	.333	3	1	1	0	0	0	3	0	0	0	1	0	2	0	.500	.333	.833
Bolt, S	.000	2	0	0	0	0	0	0	0	0	0	0	0	0	0	.000	.000	.000
Bride, J	.000	2	0	0	0	0	0	0	0	0	0	0	0	0	1	.000	.000	.000
Brown, S	.182	11	2	5	0	0	1	10	0	0	1	0	0	1	1	.250	.455	.705
Capel, C	1.000	1	1	1	0	0	0	2	0	0	0	0	0	0	0	1.000	1.000	2.000
Clement, E	.000	1	0	0	0	0	0	0	0	0	0	0	0	0	0	.000	.000	.000
Garcia, D	.667	3	2	3	1	0	0	5	0	0	0	0	0	0	0	.667	1.000	1.667
Kemp, T	.571	7	4	5	1	0	0	8	0	1	0	0	0	1	0	.500	.714	1.214
Langeliers, S	.250	4	1	1	0	0	0	2	0	0	0	1	0	2	1	.400	.250	.650
Laureano, R	.125	8	1	2	1	0	0	3	0	0	0	0	0	1	1	.125	.250	.375
Lowrie, J	.000	2	0	0	0	0	0	0	0	0	0	0	0	0	0	.000	.000	.000
Machin, V	.000	2	0	0	0	0	0	1	0	0	0	1	0	2	0	.333	.000	.333
MacKinnon, D	.000	1	0	0	0	0	0	0	0	0	0	0	0	0	0	.000	.000	.000
McKinney, B	.000	2	0	0	0	0	0	0	0	0	0	0	0	2	0	.000	.000	.000
Murphy, S	.167	6	1	4	0	0	1	6	0	1	0	0	0	2	0	.143	.667	.810
Neuse, S	.250	4	1	4	0	0	1	5	0	0	0	0	0	1	0	.250	1.000	1.250
Pache, C	.667	3	2	3	1	0	0	3	0	0	0	0	0	0	0	.667	1.000	1.667
Pinder, C	.375	8	3	9	0	2	13	0	1	0	1	0	3	1	4.000	1.125	1.525	
Smith, K	.250	4	1	4	0	0	1	4	0	0	0	0	0	1	1	.250	1.000	1.250
Vogt, S	.333	3	1	3	0	1	0	5	0	2	0	0	0	2	0	.200	1.000	1.200
OAKLAND	.261	88	23	49	6	1	6	76	0	5	1	5	0	21	6	.293	.557	.850
OPPONENTS	.274	117	32	57	7	0	6	100	0	10	0	12	0	28	8	.317	.487	.804

# PINCH HITTING STATISTICS

Player	AVG	G	AB	R	H	TB	2B	3B	HR	RBI	SAC	SF	HBP	BB	IBB	SO	SB	CS	DP	OBP	SLG	OPS
Allen, N	1.000	1	1		1	1	0	0	0	0	0	0	0	0	0	0			0	1.000	1.000	2.000
Andrus, E	.000	4	4		0	0	0	0	0	0	0	0	0	0	0	3			0	.000	.000	.000
Barrera, L	.167	6	6		1	1	0	0	0	0	0	0	0	0	2			1	.167	.167	.334	
Bethancourt, C	.111	9	9		1	2	1	0	0	1	0	0	0	0	4			0	.111	.222	.333	
Bolt, S	.200	5	5		1	2	1	0	0	2	0	0	0	0	2			0	.200	.400	.600	
Bride, J	.000	8	5		0	0	0	0	1	0	1	0	2	0	1			0	.250	.000	.250	
Brown, S	.385	14	13		5	8	3	0	0	3	0	0	1	0	3			0	.429	.615	1.044	
Capel, C	.500	2	2		1	1	0	0	0	0	0	0	0	0	0			1	.500	.500	1.000	
Clement, E	.000	1	1		0	0	0	0	0	0	0	0	0	0	0			0	.000	.000	.000	
Davidson, M	1.000	1	1		1	4	0	0	1	1	0	0	0	0	0			0	1.000	4.000	5.000	
Garcia, D	.400	5	5		2	2	0	0	0	1	0	0	0	0	2			0	.400	.400	.800	
Jackson, D	.000	1	1		0	0	0	0	0	0	0	0	0	0	1			0	.000	.000	.000	
Kemp, T	.091	15	11		1	1	0	0	1	0	0	0	4	0	4			0	.333	.091	.424	
Lopes, C	.000	2	2		0	0	0	0	0	0	0	0	0	0	1			0	.000	.000	.000	
Lowrie, J	.125	8	8		1	1	0	0	0	1	0	0	0	0	3			0	.125	.125	.250	
Machin, V	.444	10	9		4	5	1	0	0	1	0	0	1	0	2			0	.500	.556	1.056	
MacKinnon, D	.000	2	2		0	0	0	0	0	0	0	0	0	0	2			0	.000	.000	.000	
McDonald, M	.000	1	1		0	0	0	0	0	0	0	0	0	0	1			0	.000	.000	.000	
McKinney, B	.250	4	4		1	2	1	0	0	0	0	0	0	0	1			0	.250	.500	.750	
Murphy, S	.000	2	1		0	0	0	0	0	0	0	1	0	0	0			0	.500	.000	.500	
Neuse, S	.125	8	8		1	1	0	0	0	1	0	0	0	0	3			0	.125	.125	.250	
Pache, C	.000	3	2		0	0	0	0	0	0	0	0	1	0	1			0	.333	.000	.333	
Pinder, C	.158	20	19		3	6	0	0	1	5	0	0	1	0	9			1	.200	.316	.516	
Piscotty, S	.000	3	3		0	0	0	0	0	0	0	0	0	0	2			0	.000	.000	.000	
Smith, K	.500	2	2		1	2	1	0	0	0	0	0	0	0	0			0	.500	1.000	1.500	
Stevenson, C	.000	2	2		0	0	0	0	0	0	0	0	0	0	2			0	.000	.000	.000	
Vogt, S	.174	24	23		4	7	0	0	1	5	0	1	0	0	6			1	.167	.304	.471	
OAKLAND	.193	89	150		29	46	8	0	3	23	0	2	1	10	0	55			4	.245	.307	.552
OPPONENTS	.283	86	99		28	51	8	0	5	26	1	0	2	17	4	25			2	.398	.515	.913

## DESIGNATED HITTING STATISTICS

Player	AVG	G	AB	R	H	TB	2B	3B	HR	RBI	SAC	SF	HBP	BB	IBB	SO	SB	CS	DP	OBP	SLG	OPS
Allen, A	.000	1	3	0	0	0	0	0	0	0	0	0	0	0	0	2	0	0	0	.000	.000	.000
Andrus, E	.222	3	9	2	2	0	0	0	1	0	0	0	0	2	0	5	0	0	0	.364	.222	.586
Bethancourt, C	.219	9	32	7	12	2	0	1	2	0	0	0	0	0	0	8	0	0	0	.219	.375	.594
Bride, J	.375	2	8	3	3	0	0	0	0	0	0	0	0	1	0	2	0	0	0	.444	.375	.819
Brown, S	.250	2	8	2	6	1	0	1	1	0	0	0	0	0	0	4	0	0	0	.250	.750	1.000
Davidson, M	.000	1	1	0	0	0	0	0	0	0	0	0	0	0	0	0	0	0	0	.000	.000	.000
Diaz, J	.500	2	6	3	3	0	0	0	0	0	0	0	0	1	0	1	0	0	0	.571	.500	1.071
Garcia, D	.200	2	5	1	2	1	0	0	0	0	0	0	0	0	0	3	0	0	0	.200	.400	.600
Kemp, T	.000	2	6	0	0	0	0	0	0	0	0	0	0	2	0	4	0	0	0	.250	.000	.250
Langeliers, S	.184	24	87	16	27	5	0	2	7	0	1	0	5	0	36	3	226	310	536	.333	.313	.646
Laureano, R	.125	5	16	2	5	0	0	1	2	0	0	1	4	0	7	0	333	313	646	.263	.286	.549
Lowrie, J	.193	37	140	27	40	4	0	3	15	0	2	0	14	0	32	5	263	286	549	.271	.313	.584
McKinney, B	.000	1	3	0	0	0	0	0	0	0	0	0	0	0	2	0	0	0	0	.000	.000	.000
Murphy, S	.179	30	112	20	35	9	0	2	10	0	2	4	11	0	32	3	271	313	584	.160	.304	.464
Neuse, S	.087	8	23	2	7	0	1	1	2	0	0	0	2	0	9	0	160	304	464	.209	.325	.534
Pinder, C	.150	12	40	6	13	1	0	2	6	0	0	0	3	0	17	0	209	325	534	.143	.222	.365
Piscotty, S	.111	8	27	3	6	0	0	1	3	0	0	0	1	0	13	1	143	222	365	.273	.315	.588
Vogt, S	.130	20	54	7	17	1	0	3	5	0	1	1	10	0	21	2	273	315	588	.174	.162	.580
OAKLAND	.174	162	580	101	178	24	1	17	54	0	6	6	56	0	198	14	252	307	559			

## PLAYER TRANSACTIONS

- Mar. 12 Adam Oller and minor leaguer J.T. Ginn acquired from the New York Mets for Chris Bassitt
- Mar. 13 Sam Selman claimed off waivers from the Los Angeles Angels
- Mar. 14 Cristian Pache and minor leaguers Ryan Cusick, Joey Estes and Shea Langeliers acquired from the Atlanta Braves for Matt Olson
- Mar. 16 Zach Logue, Kevin Smith, Kirby Sneed and minor leaguer Gunnar Hoglund acquired from the Toronto Blue Jays for Matt Chapman; Sheldon Neuse claimed off waivers from the Los Angeles Dodgers
- Mar. 20 Luis Barrera, Adam Kolarek, Vimal Machin and Cody Thomas optioned to Las Vegas; Jonah Bride, Wandisson Charles and Jordan Díaz optioned to Midland; Jorge Juan optioned to Lansing
- Mar. 24 Free agent Stephen Vogt agrees to terms on a one-year contract
- Mar. 26 Free agent Jed Lowrie agrees to terms on a one-year contract
- Mar. 27 Nick Allen, Zach Logue and Miguel Romero optioned to Las Vegas
- April 1 Grant Holmes outrighted to Las Vegas
- April 2 Sam Selman optioned to Las Vegas
- April 3 Sean Manaea and minor leaguer Aaron Holiday traded to the San Diego Padres for Adrian Martinez and minor leaguer Euribiel Angeles
- April 4 Vimal Machin outrighted to Las Vegas
- April 7 Justin Grimm, Zach Jackson, Dany Jiménez, Jake Lemoine and outfielder Billy McKinney selected from Las Vegas; James Kaprielian placed on the 10-day injured list retroactive to April 4 (inflamed right

AC joint); Deolis Guerra (sprained right UCL) and Brent Honeywell (stress reaction, right elbow) placed on the 60-day injured list retroactive to April 4; Sam Selman designated for assignment

### OPENING DAY ROSTER

- Pitchers (14):** Domingo Acevedo, Paul Blackburn, Justin Grimm, Cole Irvin, Zach Jackson, Daulton Jefferies, Dany Jiménez, Jake Lemoine, Sam Moll, Frankie Montas, Adam Oller, A.J. Puk, Kirby Sneed, Lou Trivino
- Catchers (3):** Austin Allen, Sean Murphy, Stephen Vogt
- Infielders (6):** Elvis Andrus, Tony Kemp, Jed Lowrie, Sheldon Neuse, Chad Pinder, Kevin Smith
- Outfielders (5):** Skye Bolt, Seth Brown, Billy McKinney, Cristian Pache, Stephen Piscotty

- April 9 Sam Selman outrighted to Las Vegas
- April 10 Skye Bolt placed on the 10-day injured list retroactive to April 7 (right oblique strain); Adam Kolarek recalled from Las Vegas
- April 11 Gabe Klobosits claimed off waivers from Washington; Luis Barrera designated for assignment
- April 15 Stephen Piscotty placed on the Covid-19 injured list; Austin Allen, A.J. Puk and Kirby Sneed placed on the restricted list; Christian Bethancourt, Ryan Castellani, Drew Jackson and Zach Logue added to the roster as substitute players; Luis Barrera outrighted to Las Vegas; James Kaprielian sent to Stockton on a rehab assignment
- April 18 Austin Allen, Jed Lowrie, Chad Pinder, A.J. Puk, Kirby Sneed and Lou Trivino placed on

	the Covid-19 injured list; Nick Allen, Christian Lopes and Sam Selman added to the roster as substitute players	May 17	Cole Irvin sent to Stockton on a rehab assignment
April 20	A.J. Puk reinstated from Covid-19 injured list; Mickey McDonald selected from Las Vegas; Kevin Smith placed on the 10-day injured list retroactive to April 19 (bone bruise, left ankle); Zach Logue returned to Las Vegas; James Kaprielian transferred to Las Vegas on rehab	May 18	Nick Allen recalled from Las Vegas; Zach Logue optioned to Las Vegas; Skye Bolt returned from rehab assignment
April 21	Stephen Vogt placed on the 10-day injured list (sprained right knee); Austin Allen reinstated from the Covid-19 injured list; Miguel Romero designated for assignment; Christian Bethancourt has substitute player designation removed	May 20	Daulton Jefferies placed on the 15-day injured list retroactive to May 19 (right arm nerve irritation); Kirby Sneed optioned to Las Vegas; Jake Lemoine and Zach Logue recalled from Las Vegas
April 23	Stephen Piscotty and Kirby Sneed reinstated from the Covid-19 injured list; Drew Jackson placed on the Covid-19 injured list; Sam Selman returned to Las Vegas; Miguel Romero outrighted to Las Vegas; Ramón Laureano sent to Las Vegas on a rehab assignment	May 22	Cole Irvin reinstated from the 15-day injured list; Nick Allen optioned to Las Vegas
April 27	Chad Pinder reinstated from Covid-19 injured list; Christian Lopes returned to Las Vegas; Kevin Smith sent to Las Vegas on a rehab assignment	May 28	Austin Pruitt selected from Las Vegas; Justin Grimm designated for assignment; Stephen Vogt assigned to Las Vegas on a rehab assignment
April 29	Jed Lowrie reinstated from the Covid-19 injured list; Kevin Smith reinstated from the 10-day injured list; Mickey McDonald optioned to Las Vegas; Ryan Castellani optioned to Las Vegas	May 29	Domingo Tapia recalled from Las Vegas; Sam Selman and Parkel Markel selected from Las Vegas; Adam Kolarek, Zach Logue and Jake Lemoine optioned to Las Vegas; Skye Bolt and Daulton Jefferies transferred to the 60-day injured list
April 30	Domingo Tapia claimed off waivers from Kansas City and optioned to Las Vegas; Mickey McDonald designated for assignment	May 31	Justin Grimm released
May 1	James Kaprielian reinstated from the injured list; Adam Oller optioned to Las Vegas; Lou Trivino sent to Stockton on a rehab assignment	June 7	Stephen Vogt reinstated from the 15-day injured list; Matt Davidson selected from Las Vegas; Sheldon Neuse optioned to Las Vegas; Parker Markel designated for assignment
May 2	Jake Lemoine optioned to Las Vegas; Austin Allen designated for assignment; Mickey McDonald outrighted to Las Vegas	June 8	Jared Koenig selected from Las Vegas; Domingo Tapia optioned to Las Vegas; Gabe Klobosits released; Parker Markel claimed off waivers by the Chicago White Sox
May 3	Drew Jackson and Lou Trivino reinstated from the Covid-19 injured list; Nick Allen and Drew Jackson returned to Las Vegas	June 9	Adam Oller recalled from Las Vegas; Sam Selman optioned to Las Vegas
May 4	Austin Allen outrighted to Las Vegas	June 14	Jonah Bride recalled from Las Vegas; Kevin Smith optioned to Las Vegas
May 6	Cole Irvin placed on the 15-day injured list retroactive to May 2 (left shoulder tendinitis); Zach Logue recalled from Las Vegas	June 15	Skye Bolt sent to Las Vegas on a rehab assignment
May 8	Stephen Piscotty placed on the 10-day injured list retroactive to May 7 (strained left calf); Ramón Laureano reinstated from the suspended list; Jorge Juan released	June 20	Luis Barrera optioned to Las Vegas
May 9	Luis Barrera selected from Las Vegas; Billy McKinney designated for assignment	June 21	Nick Allen, Sheldon Neuse and Kirby Sneed recalled from Las Vegas; Domingo Tapia added to the roster as a substitute player; Dany Jiménez placed on the 15-day injured list retroactive to June 19 (strained right shoulder); Sam Moll placed on the Covid-19 injured list; Matt Davidson designated for assignment; Stephen Piscotty sent to Las Vegas on a rehab assignment
May 10	Adrián Martínez added from Las Vegas as 27th man for doubleheader; Adrián Martínez returned to Las Vegas after the game	June 22	Matt Davidson outrighted to Las Vegas
May 11	Billy McKinney outrighted to Las Vegas	June 23	Sam Moll reinstated from the Covid-19 injured list; Domingo Tapia returned to Las Vegas
May 13	Skye Bolt sent to Las Vegas on a rehab assignment	June 26	Sam Selman recalled from Las Vegas; Jared Koenig optioned to Las Vegas
May 14	Adam Oller added from Las Vegas as 27th man for doubleheader; Adam Oller returned to Las Vegas after the game	June 28	Stephen Piscotty reinstated from the 10-day injured list; Jonah Bride placed on the 10-day injured list retroactive to June 27 (strained right shoulder)
		June 30	Adrián Martínez recalled from Triple-A Las Vegas; Vimal Machin selected from Las Vegas; Skye Bolt reinstated from the 60-day injured list; Jed Lowrie placed on the 10-day injured list retroactive to June 27 (sprained left shoulder); Adam Oller

	and Cristian Pache optioned to Las Vegas; Adam Kolarek designated for assignment		
July 4	Adam Kolarek outrighted to Las Vegas	Aug. 17	Sheldon Neuse recalled from Las Vegas; Elvis Andrus released
July 9	Zach Logue recalled from Las Vegas; Sam Selman optioned to Las Vegas; Christian Bethancourt traded to the Tampa Bay Rays for minor leaguers Christian Fernandez and Cal Stevenson	Aug. 19	Norge Ruiz selected from Las Vegas; Domingo Tapia optioned to Las Vegas
July 10	Domingo Tapia recalled from Las Vegas; Dermis Garcia selected from Las Vegas; Zach Logue optioned to Las Vegas	Aug. 20	Joel Payamps claimed off waivers from Kansas City; Paul Blackburn transferred to the 60-day injured list
July 12	Jared Koenig recalled from Las Vegas; Adrián Martínez optioned to Las Vegas; David McKay claimed off waivers from Tampa Bay and optioned to Las Vegas; Jake Lemoine designated for assignment	Aug. 22	Austin Pruitt designated for assignment
July 13	Jonah Bride sent to Las Vegas on a rehab assignment	Aug. 23	Brent Honeywell transferred to Las Vegas on rehab assignment
July 14	Jake Lemoine outrighted to Las Vegas	Aug. 24	Tyler Cyr claimed off waivers from Philadelphia; Austin Pruitt outrighted to Las Vegas
July 17	Adam Oller recalled from Las Vegas; Jared Koenig optioned to Las Vegas	Aug. 26	Dermis Garcia and Jared Koenig recalled from Las Vegas; Norge Ruiz optioned to Las Vegas; Skye Bolt placed on the 10-day injured list (right knee patella subluxation)
July 21	Zach Logue recalled from Las Vegas as 27th man for doubleheader; Zach Logue returned to Las Vegas after the game	Aug. 27	Dany Jiménez placed on the 60-day injured list (strained right shoulder); Austin Pruitt selected from Las Vegas
July 22	David McKay recalled from Las Vegas; Domingo Tapia optioned to Las Vegas; Jonah Bride rehab transferred to Stockton	Aug. 28	Adrián Martínez and Cristian Pache recalled from Las Vegas; Jared Koenig and David MacKinnon optioned to Las Vegas
July 25	Sam Selman recalled from Las Vegas; Jonah Bride reinstated from the injured list; David McKay optioned to Las Vegas; Seth Brown placed on the paternity list	Aug. 30	Zach Jackson placed on the 15-day injured list retroactive to Aug. 27 (right shoulder inflammation)
July 26	Jed Lowrie sent to Las Vegas on a rehab assignment	Aug. 31	Norge Ruiz recalled from Las Vegas
July 28	Seth Brown reinstated from the paternity list; Sheldon Neuse optioned to Las Vegas	Sept. 1	Ken Waldichuk selected from Las Vegas; Cody Thomas recalled from Las Vegas; David McKay released; Ramón Laureano sent to Stockton on a rehab assignment
July 29	Dany Jiménez sent to Las Vegas on a rehab assignment	Sept. 6	Ramón Laureano reinstated from the injured list; Tyler Cyr recalled from Las Vegas; Adam Oller placed on the 15-day injured list retroactive to Sept. 4 (right rib costochondritis); Cal Stevenson optioned to Las Vegas
Aug. 1	Frankie Montas and Lou Trivino traded to the New York Yankees for Luis Medina, JP Sears, minor leaguer Cooper Bowman and minor league Ken Waldichuk	Sept. 7	Skye Bolt sent to Las Vegas on a rehab assignment
Aug. 2	Dany Jiménez and Jed Lowrie reinstated from the injured list	Sept. 9	Conner Capel claimed off waivers from St. Louis; Domingo Tapia recalled from Las Vegas; Luis Barrera designated for assignment; Zach Logue optioned to Las Vegas
Aug. 5	David MacKinnon claimed off waivers from the Los Angeles Angels and optioned to Las Vegas; Wandisson Charles designated for assignment	Sept. 11	Collin Wiles selected from Las Vegas; Domingo Tapia designated for assignment; Brent Honeywell reinstated from the injured list and outrighted to Las Vegas
Aug. 7	Adrián Martínez recalled from Las Vegas; Dermis Garcia optioned to Las Vegas; Wandisson Charles outrighted to Midland	Sept. 14	Skye Bolt reinstated from the injured list and outrighted to Las Vegas; Luis Barrera and Domingo Tapia outrighted to Las Vegas
Aug. 8	Domingo Tapia recalled from Las Vegas; Adrián Martínez optioned to Las Vegas	Sept. 16	Sam Moll placed on the 15-day injured list (strained left shoulder); Jared Koenig recalled from Las Vegas
Aug. 10	JP Sears recalled from Las Vegas; Cal Stevenson selected from Las Vegas; Paul Blackburn placed on the 15-day injured list retroactive to Aug. 7 (inflamed right middle finger); Jed Lowrie designated for assignment	Sept. 18	Ramón Laureano placed on the 10-day injured list retroactive to Sept. 17 (strained right hamstring); Jordan Diaz recalled from Las Vegas
Aug. 11	Jed Lowrie released	Sept. 20	Conner Capel recalled from Las Vegas; Cody Thomas optioned to Las Vegas
Aug. 13	Zach Logue recalled from Las Vegas; Sam Selman optioned to Las Vegas.	Sept. 23	Ernie Clement claimed off waivers from Cleveland; Sam Selman recalled from
Aug. 16	Shea Langeliers selected from Las Vegas; David MacKinnon recalled from Las Vegas; Ramón Laureano on the 10-day injured list retroactive to Aug. 15 (left		

	Las Vegas; Joel Payamps placed on the 15-day injured list retroactive to Sept. 21 (strained lumbar muscle)	Dec. 12	Kyle Muller, Manny Piña, Freddy Tarnok and minor leaguer Royber Salinas acquired from Atlanta and Esteury Ruiz acquired from Milwaukee as part of a three-team, nine-player deal in which the A's traded Sean Murphy to Atlanta and Joel Payamps to Milwaukee and the Atlanta sent William Contreras and minor leaguer Justin Yeager to Milwaukee; Vimal Machin designated for assignment
Sept. 24	Sheldon Neuse designated for assignment		
Sept. 25	Sheldon Neuse outrighted to Las Vegas		
Sept. 30	Adam Oller reinstated from the injured list; Collin Wiles placed on the 15-day injured list (strained right shoulder)		
Oct. 3	Vimal Machin placed on the paternity list; Nate Mondou selected from Las Vegas	Dec. 13	Free agents Aledmys Diaz and Jace Peterson agree to terms on two-year contracts; Ernie Clement and Yonny Hernandez designated for assignment
Oct. 6	Zach Jackson, Ramón Laureano, Sam Moll, Joel Payamps and Collin Wiles reinstated from the injured list; Vimal Machin reinstated from the paternity list	Dec. 15	Yonny Hernandez traded to the Los Angeles Dodgers for cash considerations
Nov. 3	Yonny Hernandez claimed off waivers from the Arizona Diamondbacks; Nate Mondou, Austin Pruitt, Norge Ruiz, Sam Selman and Collin Wiles outrighted to Las Vegas	Dec. 16	Free agent Trevor May agrees to terms on a one-year contract; Cody Thomas designated for assignment; Ernie Clement outrighted to Las Vegas
Nov. 6	Chad Pinder and Stephen Vogt elected free agency	Dec. 19	Vimal Machin elected free agency
Nov. 8	Paul Blackburn, Deolis Guerra, Daulton Jefferies and Dany Jiménez reinstated from the injured list	Dec. 20	Cody Thomas outrighted to Las Vegas
Nov. 14	Daulton Jefferies outrighted to Las Vegas	Dec. 22	Free agent Drew Rucinski agrees to terms on a one-year contract with a club option for 2024; Zach Logue designated for assignment
Nov. 15	Hogan Harris selected from Las Vegas; Lawrence Butler selected from Lansing	Dec. 23	Zach Logue claimed off waivers by the Detroit Tigers
Nov. 17	Brent Rooker claimed off waivers from the Kansas City Royals	Jan. 13	Free agent Shintaro Fujinami agrees to terms on a one-year contract; Tyler Cyr designated for assignment
Nov. 18	Deolis Guerra, Jared Koenig and David Mackinnon contract non-tenders	Jan. 26	Cole Irvin and minor leaguer Kyle Virbitsky traded to Baltimore for minor leaguer Darell Hernaiz
Dec. 6	Chad Smith acquired from the Colorado Rockies for minor leaguer Jeff Criswell	Jan. 27	Free agent Jesús Aguilar agrees to terms on a one-year contract
Dec. 7	Ryan Noda selected from the Los Angeles Dodgers in the Rule 5 draft	Feb. 11	JJ Bleday acquired from the Miami Marlins for A.J. Puk

# FINAL SPRING TRAINING STATISTICS

## BATTING

PLAYER	AVG	G	AB	R	H	TB	2B	3B	HR	RBI	SH	SF	HP	BB	IBB	SO	SB	CS	DP	E	OBP	SLG	OPS	
Allen, A	.105	9	19	1	2	5	0	0	1	3	0	1	0	1	0	7	0	0	0	1	.143	.263	.406	
Allen, N	.500	7	12	3	6	13	0	2	1	1	0	0	0	3	0	3	0	0	0	1	.600	1.083	1.683	
Amaya, C	.000	1	0	0	0	0	0	0	0	0	0	0	0	0	0	0	0	0	0	0	.000	.000	.000	
Andrus, E	.281	11	32	4	9	16	2	1	1	4	0	0	0	0	0	8	0	1	0	0	.281	.500	.781	
Bethancourt, C	.391	14	23	8	9	14	2	1	1	6	0	1	0	3	0	2	0	0	0	0	.444	.609	1.053	
Boit, S	.138	17	29	4	4	7	0	0	1	3	0	0	0	7	0	7	1	0	0	0	.306	.241	.547	
Bride, J	.000	2	0	0	0	0	0	0	0	1	0	1	0	1	0	0	0	0	0	0	.500	.000	.500	
Brown, S	.147	12	34	4	5	10	2	0	1	3	0	0	0	1	0	15	0	0	0	0	.171	.294	.465	
Butler, L	.000	2	2	0	0	0	0	0	0	0	0	0	0	1	0	1	0	0	0	0	1	.333	.000	.333
Clarke, D	1.000	1	1	1	1	4	0	0	1	3	0	0	0	1	0	0	0	0	0	0	01.000	4.000	5.000	
Davidson, L	.167	4	6	1	1	2	1	0	0	0	0	0	0	0	0	3	0	0	0	0	.167	.333	.500	
Diaz, J	.000	1	2	0	0	0	0	0	0	1	0	0	0	0	0	0	0	0	1	0	.000	.000	.000	
Eierman, J	.250	3	4	1	1	4	0	0	1	2	0	0	0	0	0	1	0	0	0	0	.250	1.000	1.250	
Escorche, J	.000	2	1	0	0	0	0	0	0	0	0	0	0	1	0	1	0	0	0	0	0	.500	.000	.500
Fernandez, V	.000	1	1	0	0	0	0	0	0	1	0	0	0	0	0	0	0	0	0	0	0	.000	.000	.000
Garcia, D	.182	7	11	1	2	2	0	0	0	0	0	0	0	1	0	5	0	0	0	0	1	.250	.182	.432
Gelof, Z	.167	5	6	1	1	1	0	0	0	0	0	0	0	1	0	3	0	0	1	0	.286	.167	.453	
Guldberg, M	.000	1	1	0	0	0	0	0	0	0	0	0	0	0	0	1	0	0	0	0	0	.000	.000	.000
Jackson, D	.370	15	27	3	10	11	1	0	0	3	0	1	1	4	0	7	2	1	0	0	0	.455	.407	.862
Kelly, D	.219	16	32	2	7	8	1	0	0	3	0	0	2	4	0	11	2	0	0	1	.342	.250	.592	
Kemp, T	.343	11	35	9	12	23	6	1	1	2	0	0	0	1	0	9	2	0	1	0	.361	.657	1.018	
Langeliers, S	.143	4	7	0	1	1	0	0	0	0	0	0	0	0	0	3	0	0	0	0	.143	.143	.286	
Laureano, R	.167	7	18	2	3	4	1	0	0	4	1	0	2	0	0	5	0	0	0	0	.238	.222	.460	
Lopes, C	.333	15	27	6	9	14	2	0	1	6	0	1	2	0	0	8	1	0	0	0	.367	.519	.886	
Lowrie, J	.455	4	11	3	5	6	1	0	0	3	0	0	1	0	0	2	0	0	0	0	.500	.545	1.045	
Machin, V	.000	1	3	0	0	0	0	0	0	1	0	0	0	0	0	1	0	0	0	0	1	.000	.000	.000
McCann, K	.000	1	2	0	0	0	0	0	0	0	0	0	0	0	0	2	0	0	0	0	.000	.000	.000	
McDonald, M	.833	4	6	1	5	5	0	0	0	1	0	0	0	0	0	0	0	0	0	0	.833	.833	1.666	
McKinney, B	.258	14	31	6	8	14	0	0	2	5	0	0	0	2	0	9	0	0	0	0	.303	.452	.755	
Mondou, N	.000	1	1	0	0	0	0	0	0	0	0	0	0	0	0	0	0	0	1	0	.000	.000	.000	
Mujica, J	.000	1	0	0	0	0	0	0	0	0	0	0	0	0	0	0	0	0	0	0	.000	.000	.000	
Muncy, M	.000	1	1	0	0	0	0	0	0	0	0	0	0	0	0	1	0	0	0	0	.000	.000	.000	
Murphy, S	.433	11	30	4	13	25	6	0	2	8	0	1	0	4	0	5	0	0	2	0	.486	.833	1.319	
Neuse, S	.343	15	35	5	12	26	2	0	4	8	0	1	0	1	0	10	0	0	0	0	.351	.743	1.094	
Pache, C	.222	14	36	3	8	12	2	1	0	1	0	0	2	3	0	10	0	1	0	0	.317	.333	.650	
Peralta, E	.250	6	4	2	1	1	0	0	0	1	0	0	0	1	0	0	0	0	1	0	.400	.250	.650	
Pinder, C	.300	11	30	4	9	16	4	0	1	7	0	1	0	3	0	5	1	0	0	1	.353	.533	.886	
Pineda, P	.500	1	2	0	1	2	1	0	0	0	0	0	0	0	0	1	0	0	0	0	.500	1.000	1.500	
Piscotty, S	.313	6	16	3	5	7	2	0	0	1	0	0	0	3	0	3	1	0	0	0	.421	.438	.859	
Reed, B	.125	8	8	2	1	1	0	0	0	0	0	0	0	0	0	3	0	0	1	0	.125	.125	.250	
Salom, D	.000	2	1	0	0	0	0	0	0	0	0	0	0	0	0	1	0	0	0	0	.000	.000	.000	
Schuemann, M	.000	3	2	0	0	0	0	0	0	0	0	0	0	0	0	1	0	0	0	0	.000	.000	.000	
Smith, K	.325	16	40	9	13	27	3	1	3	11	0	0	0	3	0	8	2	1	0	2	.372	.675	1.047	
Soderstrom, T	.000	5	6	0	0	0	0	0	0	0	0	0	0	1	0	2	0	0	0	0	.143	.000	.143	
Thames, E	.227	11	22	3	5	9	1	0	1	1	0	0	4	0	7	0	0	0	0	0	.346	.409	.755	
Valenzuela, S	.000	1	0	0	0	0	0	0	0	0	0	0	0	0	0	0	0	0	0	0	.000	.000	.000	
Vogt, S	.154	6	13	1	2	2	0	0	0	0	0	0	0	1	0	4	0	0	0	0	.214	.154	.368	
<b>OAKLAND</b>	<b>.271</b>	<b>18</b>	<b>630</b>	<b>97</b>	<b>171</b>	<b>292</b>	<b>40</b>	<b>6</b>	<b>23</b>	<b>94</b>	<b>0</b>	<b>9</b>	<b>7</b>	<b>59</b>	<b>0</b>	<b>175</b>	<b>12</b>	<b>4</b>	<b>8</b>	<b>10</b>	<b>.336</b>	<b>.463</b>	<b>.799</b>	
<b>OPPONENTS</b>	<b>.298</b>	<b>18</b>	<b>630</b>	<b>111</b>	<b>188</b>	<b>306</b>	<b>33</b>	<b>5</b>	<b>25</b>	<b>108</b>	<b>0</b>	<b>7</b>	<b>10</b>	<b>62</b>	<b>0</b>	<b>152</b>	<b>8</b>	<b>5</b>	<b>15</b>		<b>.367</b>	<b>.486</b>	<b>.853</b>	



PITCHING

PLAYER	W	L	ERA	G	GS	CG	GF	SHO	SV	IP	H	R	ER	HR	HB	BB	IBB	SO	WP	BK	AVG
Acevedo, D	0	0	5.79	4	1	0	0	0	0	4.2	5	3	3	2	0	3	0	2	0	1	.263
Blackburn, P	0	1	9.35	3	2	0	0	0	0	8.2	13	9	9	0	0	5	0	5	0	0	.351
Brown, A	0	0	5.40	3	0	0	2	0	1	1.2	1	1	1	0	0	3	0	4	0	0	.167
Castellani, R	0	0	3.00	3	0	0	1	0	0	3.0	3	1	1	1	2	0	0	4	0	0	.273
Conley, B	0	0	20.25	2	0	0	1	0	0	1.1	3	3	3	0	1	1	0	3	0	0	.429
Damron, T	0	0	0.00	1	0	0	0	0	0	0.1	2	0	0	0	0	0	0	1	1	0	.667
Grimm, J	1	0	3.68	7	0	0	0	0	0	7.1	6	3	3	2	0	4	0	5	2	0	.222
Guerra, D	0	0	0.00	1	0	0	0	0	0	1.0	0	0	0	0	0	0	0	1	0	0	.000
Holmes, G	0	1	23.14	3	0	0	1	0	0	2.1	6	6	6	1	1	1	0	1	0	0	.462
Honeywell Jr., B	0	1	14.54	2	1	0	0	0	0	4.1	11	7	7	2	0	1	0	2	0	0	.500
Howard, B	0	0	10.13	2	0	0	1	0	0	2.2	4	3	3	1	0	2	0	4	0	0	.333
Irvin, C	1	1	6.43	4	4	0	0	0	0	14.0	20	11	10	3	0	2	0	14	1	0	.323
Jackson, Z	0	0	1.35	6	0	0	1	0	0	6.2	5	1	1	0	0	2	0	11	1	0	.208
Jefferies, D	0	2	9.64	4	3	0	0	0	0	14.0	24	16	15	3	1	1	0	14	0	0	.369
Jiménez, D	0	0	1.50	6	0	0	1	0	1	6.0	3	1	1	1	0	4	0	7	1	0	.158
Kolarek, A	0	0	0.00	1	0	0	0	0	0	1.0	0	0	0	0	0	1	0	1	0	0	.000
Lemoine, J	0	0	0.00	6	0	0	2	0	0	7.1	2	0	0	0	1	2	0	5	0	0	.091
Logue, Z	0	1	8.10	2	0	0	0	0	0	3.1	3	4	3	0	1	3	0	2	0	0	.231
Manaea, S	0	1	5.40	3	3	0	0	0	0	11.2	8	7	7	0	0	3	0	9	0	0	.186
Moll, S	0	0	1.59	6	0	0	0	0	0	5.2	5	1	1	1	1	0	0	9	0	0	.250
Montas, F	0	1	6.35	2	2	0	0	0	0	5.2	10	4	4	1	0	1	0	4	0	0	.400
Oller, A	1	0	9.95	3	2	0	0	0	0	6.1	11	7	7	1	0	2	0	9	0	0	.379
Peluse, C	0	0	0.00	1	0	0	1	0	0	1.0	0	0	0	0	0	1	0	0	0	0	.000
Pimentel, C	1	0	0.00	1	0	0	0	0	0	1.0	0	0	0	0	0	3	0	1	0	0	.000
Pruitt, A	0	0	9.00	3	0	0	1	0	0	3.0	4	3	3	2	0	1	0	2	0	0	.333
Puk, A	0	0	6.52	6	0	0	0	0	0	9.2	10	7	7	1	0	7	0	8	0	0	.278
Romero, M	0	1	22.50	2	0	0	2	0	0	2.0	8	5	5	1	0	0	0	0	1	0	.615
Selman, S	0	0	2.08	4	0	0	1	0	0	4.1	5	3	1	0	1	4	0	4	0	0	.294
Snead, K	1	0	3.60	6	0	0	1	0	0	5.0	5	2	2	1	0	2	0	3	0	0	.278
Tomioaka, S	0	0	0.00	1	0	0	1	0	1	1.0	0	0	0	0	1	1	0	0	0	0	.000
Trivino, L	0	0	1.80	5	0	0	0	0	0	5.0	7	1	1	0	0	2	0	7	1	0	.318
Wiles, C	0	0	3.60	1	0	0	1	0	1	5.0	4	2	2	1	0	0	0	10	0	0	.211
<b>OAKLAND</b>	<b>5</b>	<b>10</b>	<b>6.12</b>	<b>18</b>	<b>18</b>	<b>0</b>	<b>18</b>	<b>0</b>	<b>4</b>	<b>156.0</b>	<b>188</b>	<b>111</b>	<b>106</b>	<b>25</b>	<b>10</b>	<b>62</b>	<b>0</b>	<b>152</b>	<b>8</b>	<b>1</b>	<b>.298</b>
<b>OPPONENTS</b>	<b>10</b>	<b>5</b>	<b>5.07</b>	<b>18</b>	<b>18</b>	<b>0</b>	<b>18</b>	<b>0</b>	<b>6</b>	<b>158.0</b>	<b>171</b>	<b>97</b>	<b>89</b>	<b>23</b>	<b>7</b>	<b>59</b>	<b>0</b>	<b>175</b>	<b>8</b>	<b>0</b>	<b>.271</b>

A'S 2022 AT A GLANCE

Season High.....	7-5/8-6 (April 19/21)	First Game of Series.....	12-40	Commit 1 or More Errors.....	26-52
Season Low.....	56-102 (Oct. 1)	Last Game of Series.....	23-29	More HR Than Opp.....	28-15
April.....	10-11	A's Score First.....	43-26	Fewer HR Than Opp.....	12-65
May.....	10-21	Opponent Scores First.....	17-76	Same Total HR of Opp.....	20-22
June.....	5-21	Leading After 7th.....	51-8	Starter Pitches 7 or More.....	10-9
July.....	14-12	Leading After 8th.....	54-5	Starter Pitches Less Than 7.....	50-93
August.....	10-17	Tied After 7th.....	6-14	When Scoring 4 or More.....	47-23
September.....	7-19	Tied After 8th.....	3-10	When Scoring Less Than 4.....	13-79
Home Series.....	7-17-2	Trailing After 7th.....	3-80	Last At Bat.....	10-18
Road Series.....	6-17-3	Trailing After 8th.....	3-87	Replay Challenges.....	15-25
Series Sweeps.....	2-13	Commit No Errors.....	34-50	Different Lineups.....	160

# SPRING TRAINING RESULTS

DATE	OPPONENT	SCORE	RECORD	WINNER	LOSER	ATTEND.	HOME CUM.
March 18	Los Angeles (AL)	W, 10-8	1-0	Pimentel	Smith	7,724	7,724
March 19	at Cincinnati	L, 3-9	1-1	Mahle	Manaea	4,032	
March 20	Cleveland	T, 9-9	1-1-1	—	—	5,047	12,771
March 21	OFF DAY						
March 22	at Kansas City	L, 3-5	1-2-1	Brentz	Romero	3,311	
March 23	at Chicago (NL)	L, 4-5	1-3-1	Chavez	Logue	8,779	
March 24	Texas	L, 3-5	1-4-1	Howard	Honeywell	3,334	16,105
March 25	Milwaukee	W, 6-3	2-4-1	Grimm	Hardy	4,406	20,511
March 26	at Cleveland	L, 2-9	2-5-1	Allen	Jefferies	3,372	
March 27	Seattle	L, 1-7	2-6-1	Brash	Montas	5,174	25,685
March 28	at Los Angeles (AL)	L, 2-7	2-7-1	Syndergaard	Blackburn	3,511	
March 29	at Los Angeles (NL)	L, 4-6	2-8-1	Anderson	Holmes	5,650	
March 30	Cincinnati	W, 5-4	3-8-1	Irvin	Gutierrez	2,128	27,813
March 31	Kansas City	L, 4-5	3-9-1	Bubic	Jefferies	2,311	30,124
April 1	at Chicago (AL)	W, 12-4	4-9-1	Oller	Keuchel	2,671	
April 2	Colorado	T, 11-11	4-9-2	—	—	3,929	34,053
April 3	San Diego	W, 8-2	5-9-2	Snead	Manaea	4,942	38,995
April 4	San Francisco	L, 3-5	5-10-2	DeSclafani	Irvin	3,470	42,465
April 5	at San Francisco	T, 7-7	5-10-3	—	—	5,256	

## A'S STARTS IN THE BATTING ORDER, 2022

PLAYER	1	2	3	4	5	6	7	8	9
Allen, A.	-	-	-	-	-	3	-	2	-
Allen, N.	11	-	-	-	-	-	-	14	67
Andrus	-	9	-	-	20	34	21	15	1
Barrera	-	-	-	-	-	2	9	7	4
Bethancourt	-	1	8	6	15	12	2	-	-
Bolt	1	-	-	-	-	4	4	11	10
Bride	6	10	-	-	1	5	13	7	4
Brown	-	7	22	67	16	17	3	-	-
Capel	-	-	-	-	2	6	3	-	-
Clement	-	-	-	-	-	1	-	-	3
Davidson	-	-	-	-	2	-	2	2	1
Diaz	-	2	1	1	2	4	1	3	-
Garcia	-	2	-	2	10	5	6	6	-
Jackson	-	-	-	-	-	-	-	-	1
Kemp	103	8	-	-	-	1	5	6	7
Langeliers	-	5	-	3	5	6	10	9	-
Laureano	5	43	19	9	14	2	-	-	-
Lopes	-	-	-	-	-	-	1	1	-
Lowrie	-	13	20	2	4	2	1	-	-
Machin	17	18	-	-	5	9	7	6	-
MacKinnon	-	1	-	-	-	1	-	1	-
McDonald	-	-	-	-	-	-	-	1	1
McKinney	-	1	2	4	1	2	5	-	-
Mondou	-	-	-	-	-	-	1	-	-
Murphy	-	8	78	35	14	3	6	2	-
Neuse	6	25	1	1	6	4	16	10	6
Pache	-	-	-	-	-	-	3	21	46
Pinder	9	9	10	17	19	14	9	2	-
Piscotty	-	-	1	5	13	7	8	4	-
Smith	-	-	-	-	2	6	10	19	4
Stevenson	4	-	-	-	-	-	1	7	7
Thomas	-	-	-	-	-	-	6	3	-
Vogt	-	-	-	10	11	12	9	3	-



A's

**Nick Allen was one of an Oakland-record 34 rookies to play for the A's in 2022.**

**RECORDS**

# ATHLETICS YEAR-BY-YEAR

YEAR	POS.	W	L	PCT.	GA/GB	MANAGER	HOME	ROAD
1901	4	74	62	.544	-9	Connie Mack	42-24	32-38
1902	***1	83	53	.610	+5	Connie Mack	56-17	27-36
1903	2	75	60	.556	-14%	Connie Mack	44-21	31-39
1904	5	81	70	.536	-12½	Connie Mack	47-31	34-39
1905	***1	92	56	.622	+2	Connie Mack	50-23	42-33
1906	4	78	67	.538	-12	Connie Mack	48-23	30-44
1907	2	88	57	.607	-1½	Connie Mack	50-20	38-37
1908	6	68	85	.444	-22	Connie Mack	46-30	22-55
1909	2	95	58	.621	-3%	Connie Mack	49-27	46-31
1910	****1	102	48	.680	+14%	Connie Mack	57-19	45-29
1911	****1	101	50	.669	+13%	Connie Mack	54-20	47-30
1912	3	90	62	.592	-15	Connie Mack	45-32	45-30
1913	****1	96	57	.627	+6%	Connie Mack	50-26	46-31
1914	***1	99	53	.651	+8%	Connie Mack	51-24	48-29
1915	8	43	109	.283	-58%	Connie Mack	20-55	23-54
1916	8	36	117	.235	-54%	Connie Mack	23-53	13-64
1917	8	55	98	.359	-44%	Connie Mack	29-47	26-51
1918	8	52	76	.406	-24	Connie Mack	35-32	17-44
1919	8	36	104	.257	-52	Connie Mack	21-49	15-55
1920	8	48	106	.312	-50	Connie Mack	25-50	23-56
1921	8	53	100	.346	-45	Connie Mack	28-47	25-53
1922	7	65	89	.422	-29	Connie Mack	38-39	27-50
1923	6	69	83	.454	-29	Connie Mack	34-41	35-42
1924	5	71	81	.467	-20	Connie Mack	36-39	35-42
1925	2	88	64	.579	-8%	Connie Mack	51-26	37-38
1926	3	83	67	.553	-6	Connie Mack	44-27	39-40
1927	2	91	63	.591	-19	Connie Mack	50-27	41-36
1928	2	98	55	.641	-2%	Connie Mack	52-25	46-30
1929	****1	104	46	.693	+18	Connie Mack	57-16	47-30
1930	****1	102	52	.662	+8	Connie Mack	58-18	44-34
1931	***1	107	45	.704	+13%	Connie Mack	60-15	47-30
1932	2	94	60	.610	-13	Connie Mack	51-26	43-34
1933	3	79	72	.523	-19%	Connie Mack	46-29	33-43
1934	5	68	82	.453	-31	Connie Mack	34-40	34-42
1935	8	58	91	.389	-34	Connie Mack	30-42	28-49
1936	8	53	100	.346	-49	Connie Mack	31-46	22-54
1937	7	54	97	.358	-46%	Connie Mack (39-80)/Earle Mack (15-17)	27-50	27-47
1938	8	53	99	.349	-46	Connie Mack	28-47	25-52
1939	7	55	97	.362	-51%	Connie Mack (25-37)/Earle Mack (30-60)	28-48	27-49
1940	8	54	100	.351	-36	Connie Mack	29-42	25-58
1941	8	64	90	.416	-37	Connie Mack	36-41	28-49
1942	8	55	99	.357	-48	Connie Mack	25-51	30-48
1943	8	49	105	.318	-49	Connie Mack	27-51	22-54
1944	5	72	82	.468	-17	Connie Mack	39-37	33-45
1945	8	52	98	.347	-34%	Connie Mack	39-35	13-63
1946	8	49	105	.318	-55	Connie Mack	31-46	18-59
1947	5	78	76	.506	-19	Connie Mack	39-38	39-38
1948	4	84	70	.545	-12%	Connie Mack	36-41	48-29
1949	5	81	73	.526	-16	Connie Mack	52-25	29-48
1950	8	52	102	.338	-46	Connie Mack	29-48	23-54
1951	6	70	84	.455	-28	Jimmie Dykes	38-41	32-43
1952	4	79	75	.513	-16	Jimmie Dykes	45-32	34-43
1953	7	59	95	.383	-41%	Jimmie Dykes	27-50	32-45
1954	8	51	103	.331	-60	Eddie Joost	29-47	22-56
<b>Philadelphia Totals</b>		<b>3886</b>	<b>4248</b>	<b>.478</b>			<b>2146-1896</b>	<b>1740-2352</b>
1955	6	63	91	.409	-33	Lou Boudreau	33-43	30-48
1956	8	52	102	.338	-45	Lou Boudreau	22-55	30-47
1957	7	59	94	.386	-38%	Lou Boudreau (36-67)/Harry Craft (23-27)	37-40	22-54
1958	7	73	81	.474	-19	Harry Craft	43-34	30-47
1959	7	66	88	.429	-28	Harry Craft	37-40	29-48
1960	8	58	96	.377	-39	Bob Elliot	34-43	24-53
1961	9t	61	100	.379	-47%	Joe Gordon (26-33)/Hank Bauer (35-67)	33-47	28-53
1962	9	72	90	.444	-24	Hank Bauer	39-42	33-48
1963	8	73	89	.451	-31%	Ed Lopat	36-45	37-44

YEAR	POS.	W	L	PCT.	GA/GB	WILD CARD	MANAGER	HOME	ROAD
1964	10	57	105	.352	-42		Lopat (17-35)/Mel McGaha (40-70)	26-55	31-50
1965	10	59	103	.364	-43		McGaha (5-21)/Haywood Sullivan (54-82)	33-48	26-55
1966	7	74	86	.463	-23		Alvin Dark	42-39	32-47
1967	10	62	99	.385	-29½		Dark (52-69)/Luke Appling (10-30)	37-44	25-55
<b>Kansas City Totals</b>		<b>829</b>	<b>1224</b>	<b>.404</b>				<b>452-575</b>	<b>377-649</b>
1968	6	82	80	.506	-21		Bob Kennedy	44-38	38-42
1969	2	88	74	.543	-9		Hank Bauer (80-69)/McNamara (8-5)	49-32	39-42
1970	2	89	73	.549	-9		John McNamara	49-32	40-41
1971	**1	101	60	.627	+16		Dick Williams	46-35	55-25
1972	****1	93	62	.600	+5½		Dick Williams	48-29	45-33
1973	****1	94	68	.580	+6		Dick Williams	50-31	44-37
1974	****1	90	72	.556	+5		Alvin Dark	49-32	41-40
1975	**1	98	64	.605	+7		Alvin Dark	54-27	44-37
1976	2	87	74	.540	-2½		Chuck Tanner	51-30	36-44
1977	7	63	98	.391	-38%		Jack McKeon (26-27)/Winkles (37-71)	35-46	28-52
1978	6	69	93	.426	-23		Bobby Winkles (24-15)/McKeon (45-78)	38-42	31-51
1979	7	54	108	.333	-34		Jim Marshall	31-50	23-58
1980	2	83	79	.512	-14		Billy Martin	46-35	37-44
1981	**1	64	45	.587	+5		Billy Martin	35-21	29-24
1982	5	68	94	.420	-25		Billy Martin	36-45	32-49
1983	4	74	88	.457	-25		Steve Boros	42-39	32-49
1984	4	77	85	.475	-7		Boros (20-24)/Moore (57-61)	44-37	33-48
1985	4	77	85	.475	-14		Jackie Moore	43-36	34-49
1986	3t	76	86	.469	-16		Moore (29-44)/Jeff Newman (2-8)/ Tony La Russa (45-34)	47-36	29-50
1987	3	81	81	.500	-4		Tony La Russa	42-39	39-42
1988	***1	104	58	.642	+13		Tony La Russa	54-27	50-31
1989	****1	99	63	.611	+7		Tony La Russa	54-27	45-36
1990	****1	103	59	.636	+9		Tony La Russa	51-30	52-29
1991	4	84	78	.519	-11		Tony La Russa	47-34	37-44
1992	**1	96	66	.593	+6		Tony La Russa	51-30	45-36
1993	7	68	94	.420	-26		Tony La Russa	38-43	30-51
1994	2	51	63	.447	-1		Tony La Russa	24-32	27-31
1995	4	67	77	.465	-11½	7th (-12)	Tony La Russa	38-34	29-43
1996	3	78	84	.481	-12	t6th (-10)	Art Howe	40-41¹	38-43
1997	4	65	97	.401	-25	11th (-31)	Art Howe	35-46	30-51
1998	4	74	88	.457	-14	7th (-18)	Art Howe	39-42	35-46
1999	2	87	75	.537	-8	2nd (-7)	Art Howe	52-29	35-46
2000	**1	91	70	.565	+½	n/a	Art Howe	47-34	44-36
2001	*2	102	60	.630	-14	1st (+17)	Art Howe	53-28	49-32
2002	**1	103	59	.636	+4	n/a	Art Howe	54-27	49-32
2003	**1	96	66	.593	+3	n/a	Ken Macha	57-24	39-42
2004	2	91	71	.562	-1	2nd (-7)	Ken Macha	52-29	39-42
2005	2	88	74	.543	-7	3rd (-7)	Ken Macha	45-36	43-38
2006	**1	93	69	.574	+4	n/a	Ken Macha	49-32	44-37
2007	3	76	86	.469	-18	6th (-18)	Bob Geren	40-41	36-45
2008	3	75	86	.466	-24½	7th (-19½)	Bob Geren	43-38²	32-48
2009	4	75	87	.463	-22	t7th (-20)	Bob Geren	40-41	35-46
2010	2	81	81	.500	-9	t5th (-14)	Bob Geren	47-34	34-47
2011	3	74	88	.457	-22	7th (-17)	Geren (27-36)/Bob Melvin (47-52)	43-38	31-50
2012	**1	94	68	.580	+1	n/a	Bob Melvin	50-31¹	44-37
2013	**1	96	66	.593	+5½	n/a	Bob Melvin	52-29	44-37
2014	*2	88	74	.543	-10	2nd (+1)	Bob Melvin	48-33	40-41
2015	5	68	94	.420	-20	12th (-18)	Bob Melvin	34-47	34-47
2016	5	69	93	.426	-26	10th (-20)	Bob Melvin	34-47	35-46
2017	5	75	87	.463	-26	t9 (-10)	Bob Melvin	46-35	29-52
2018	*2	97	65	.599	-6	2nd (+7)	Bob Melvin	50-31	47-34
2019	*2	97	65	.599	-10	1st (+4)	Bob Melvin	52-29³	45-36
2020	**1	36	24	.600	+7	n/a	Bob Melvin	22-10	14-14
2021	3	86	76	.531	-9	5th (-6)	Bob Melvin	43-38	43-38
2022	5	60	102	.370	-46	12th (-26)	Mark Kotsay	29-51	31-51
<b>Oakland Totals</b>		<b>4495</b>	<b>4182</b>	<b>.518</b>				<b>2432-1910</b>	<b>2063-2272</b>
<b>Athletics Totals</b>		<b>9210</b>	<b>9654</b>	<b>.488</b>				<b>5030-4381</b>	<b>4180-5273</b>

\* American League Wild Card Champions (4 times)

\*\* American League Western Division Champions (17 times)

\*\*\* American League Champions (15 times: Oakland 6 times, Philadelphia 9 times)

\*\*\*\* World Champions (9 times: Oakland 4 times, Philadelphia 5 times)

¹ includes 2-4 record at Las Vegas

² includes 1-1 record at Tokyo

³ includes 0-2 record at Tokyo

# ATHLETICS VS. THE AMERICAN LEAGUE

YEAR	BAL	BOS	CHI	CLE	DET	MIL	NY	STL	WAS	TOTAL
1901	8-12	10-10	8-12	14-6	9-7	14-6			11-9	74-62
1902	13-6	11-9	10-10	12-8	16-4			9-10	12-6	83-53
1903		6-13	14-6	11-9	9-11		8-10	11-8	16-3	75-60
1904		9-13	14-8	10-11	12-10		9-12	11-10	16-6	81-70
1905		15-7	12-9	15-7	13-9		11-8	15-7	11-9	92-56
1906		14-8	9-12	10-12	13-6		8-13	9-11	15-5	78-67
1907		14-8	12-10	14-8	8-11		9-10	14-6	17-4	88-57
1908		12-10	9-13	6-16	8-14		14-8	8-13	11-11	68-85
1909		11-10	10-12	13-9	14-8		14-8	14-8	19-3	95-58
1910		18-4	14-8	14-7	13-9		12-9	17-5	14-6	102-48
1911		13-9	11-9	17-5	10-12		15-6	20-2	15-7	101-50
1912		7-15	10-12	14-8	13-9		17-5	16-6	13-7	90-62
1913		11-11	11-11	13-9	15-7		17-5	15-6	14-8	96-57
1914		9-12	17-5	19-3	12-9		14-8	15-7	13-9	99-53
1915		5-17	3-19	7-15	5-17		9-11	6-16	8-14	43-109
1916		6-16	4-18	4-18	4-18		7-15	5-17	6-15	36-117
1917		3-18	7-15	6-16	10-12		7-15	11-11	11-11	55-98
1918		6-13	10-11	7-13	11-9		4-8	8-10	6-12	52-76
1919		6-14	3-17	4-16	6-14		2-18	7-13	8-12	36-104
1920		9-13	6-16	6-16	10-12		3-19	8-14	6-16	48-106
1921		10-12	8-14	7-15	7-14		5-17	5-17	11-11	53-100
1922		12-10	10-12	11-11	6-16		5-17	9-13	12-10	65-89
1923		7-13	12-10	10-12	10-12		6-16	9-13	15-7	69-83
1924		10-12	11-11	11-11	11-11		8-12	13-9	7-15	71-81
1925		17-5	14-8	11-11	14-8		13-9	12-10	7-13	88-64
1926		14-8	15-6	8-14	11-11		13-9	15-7	7-12	83-67
1927		16-6	14-8	12-10	13-9		8-14	16-6	12-10	91-63
1928		18-3	16-6	16-6	14-8		6-16	16-6	12-10	98-55
1929		18-4	13-9	14-7	18-4		14-8	11-10	16-4	104-46
1930		18-4	16-6	15-7	15-7		12-10	16-6	10-12	102-52
1931		16-4	19-3	18-4	18-4		11-11	14-8	11-11	107-45
1932		18-4	15-7	12-10	15-7		8-14	16-6	10-12	94-60
1933		8-14	10-12	16-6	11-11		9-12	14-6	11-11	79-72
1934		9-12	13-9	9-13	10-12		7-15	9-12	11-9	68-82
1935		6-16	10-12	10-12	5-14		6-14	11-11	10-12	58-91
1936		9-13	7-15	9-13	5-17		6-16	11-10	6-16	53-100
1937		3-17	7-15	9-13	8-14		8-14	11-11	8-13	54-97
1938		8-14	10-12	4-18	8-14		5-16	12-9	6-16	53-99
1939		4-18	11-11	4-18	11-11		4-18	13-9	8-12	55-97
1940		4-18	6-16	8-14	11-11		9-13	8-14	8-14	54-100
1941		6-16	12-10	7-15	9-13		8-14	11-11	11-11	64-90
1942		8-14	10-12	6-16	9-13		6-16	6-16	10-12	55-99
1943		11-11	4-18	6-16	9-13		6-16	8-14	5-17	49-105
1944		11-11	13-9	10-12	11-11		9-13	9-13	9-13	72-82
1945		8-14	10-12	6-12	7-15		6-16	10-12	5-17	52-98
1946		5-17	10-12	7-15	5-17		6-16	10-12	6-16	49-105
1947		12-10	11-11	11-11	11-11		9-13	13-9	11-11	78-76
1948		10-12	16-6	6-16	10-12		10-12	18-4	14-8	84-70
1949		8-14	16-6	13-9	8-14		8-14	12-10	16-6	81-73
1950		3-19	11-11	5-17	5-17		7-15	8-14	13-9	52-102
1951		7-15	13-9	6-16	9-13		9-13	14-8	12-10	70-84
1952		10-12	11-11	9-13	17-5		9-13	14-8	9-13	79-75
1953		7-15	12-10	3-19	11-11		5-17	13-9	8-14	59-95
1954	12-10	7-15	5-17	4-18	9-13		4-18		10-12	51-103
1955	12-10	8-14	8-14	5-17	10-12		7-15		13-9	63-91
1956	7-15	10-12	8-14	5-17	6-16		4-18		12-10	52-102
1957	5-16	6-16	8-14	11-11	14-8		3-19		12-10	59-94
1958	10-12	10-12	10-12	12-10	10-12		9-13		12-10	73-81
1959	14-8	11-11	10-12	7-15	7-15		5-17		12-10	66-88
1960	9-13	9-13	7-15	7-15	12-10		7-15		7-15	58-96

YEAR	BAL	BOS	CHI	CLE	DET	HOU	KC	LAA	MIL	MIN	NYG	SEA	TB	TEX	TOR	TOTAL
1961	5-13	8-10	4-14	9-8	6-12			9-9		7-11	4-14			9-9		61-100
1962	8-10	8-10	9-9	7-11	6-12			6-12		8-10	5-13			15-3		72-90
1963	9-9	11-7	6-12	7-11	5-13			10-8		9-9	6-12			10-8		73-89
1964	5-13	6-12	2-16	8-10	7-11			6-12		9-9	6-12			8-10		57-105
1965	7-11	7-11	5-13	9-9	5-13			5-13		8-10	7-11			6-12		59-103
1966	5-11	9-9	5-13	12-6	12-6			9-9		8-10	5-13			9-9		74-86
1967	8-10	6-12	10-8	7-11	6-12			4-14		8-10	7-11			6-11		62-99
1968	9-9	10-8	8-10	12-6	5-13			13-5		10-8	8-10			7-11		82-80
1969	4-8	8-4	10-8	7-5	5-7		10-8	12-6	13-5	5-13	6-6			8-4		88-74
1970	5-7	5-7	16-2	5-7	6-6		11-7	10-8	10-8	5-13	6-6			10-2		89-73
1971	4-7	9-3	7-11	8-4	8-4		13-5	11-7	15-3	10-8	7-5			9-3		101-60
1972	6-6	3-9	8-7	10-2	8-4		11-7	10-8	8-4	9-8	9-3			11-4		93-62
1973	7-5	8-4	12-6	9-3	5-7		10-8	12-6	8-4	4-14	8-4			11-7		94-68
1974	6-6	4-8	11-7	7-5	7-5		10-8	12-6	7-5	13-5	5-7			8-10		90-72
1975	8-4	6-6	9-9	10-2	6-6		11-7	11-7	7-5	12-6	6-6			12-6		98-64
1976	8-4	8-4	9-8	8-4	6-6		9-9	12-6	7-5	7-11	6-6			7-11		87-74
1977	2-8	3-8	5-10	3-7	5-5		6-9	10-5	5-5	6-8	2-9	7-8		2-13	7-3	63-98
1978	0-11	5-5	8-7	6-4	4-6		5-10	6-9	1-9	6-9	2-8	13-2		6-9	7-4	69-93
1979	4-8	3-9	4-9	4-8	5-7		4-9	3-10	6-6	4-9	3-9	8-5		2-11	4-8	54-108
1980	5-7	3-9	7-6	6-6	6-6		7-6	10-3	5-7	7-6	4-8	8-5		7-6	8-4	83-79
1981	5-7	5-7	6-7	2-3	2-1		3-3	8-2	2-4	8-2	3-4	6-1		4-2	10-2	64-45
1982	5-7	4-8	4-9	8-4	3-9		6-7	4-9	5-7	10-3	5-7	6-7		5-8	3-9	68-94
1983	4-8	4-8	5-8	5-7	6-6		6-7	8-5	6-6	9-4	4-8	9-4		2-11	6-6	74-88
1984	6-6	5-7	7-6	5-7	3-9		8-5	6-7	8-4	5-8	4-8	8-5		8-5	4-8	77-85
1985	5-7	4-8	5-8	9-3	4-8		5-8	7-6	9-3	5-8	5-7	8-5		6-7	5-7	77-85
1986	7-5	5-7	6-7	2-10	6-6		5-8	3-10	7-5	7-6	7-5	10-3		3-10	8-4	76-86
1987	5-7	8-4	4-9	8-4	7-5		8-5	7-6	6-6	3-10	7-5	5-8		6-7	7-5	81-81
1988	8-4	9-3	8-5	8-4	8-4		5-8	9-4	9-3	8-5	6-6	9-4		8-5	9-3	104-58
1989	7-5	5-7	8-5	10-2	8-4		6-7	8-5	7-5	7-6	9-3	9-4		8-5	7-5	99-63
1990	8-4	8-4	5-8	8-4	6-6		9-4	9-4	7-5	7-6	12-0	9-4		8-5	7-5	103-59
1991	9-3	4-8	6-7	7-5	8-4		7-6	12-1	4-8	5-8	6-6	6-7		4-9	6-6	84-78
1992	6-6	7-5	8-5	6-6	6-6		9-4	8-5	5-7	8-5	6-6	12-1		9-4	6-6	96-66
1993	2-10	3-9	6-7	4-8	4-8		7-6	7-6	5-7	5-8	6-6	9-4		5-8	5-7	68-94
1994	5-7	3-9	3-6	0-6	4-5		3-7	6-3	1-4	5-2	5-7	4-3		7-3	5-1	51-63
1995	7-5	4-8	5-7	0-7	3-2		8-5	7-6	2-7	7-5	9-4	7-6		5-8	3-7	67-77
1996	4-9	5-8	7-5	6-6	8-4		7-5	7-6	5-7	7-6	3-9	8-5		7-6	4-8	78-84
1997	3-8	4-7	3-8	4-7	4-7		8-3	1-11	6-5	4-7	5-6	5-7		5-7	6-5	58-88
1998	3-8	2-9	7-4	8-3	4-7		4-7	7-5		7-4	3-8	5-7	5-6	6-6	5-6	66-80
1999	7-5	6-4	7-3	2-10	6-4		6-6	4-8		5-7	4-6	6-6	9-1	5-7	8-2	75-69
2000	8-4	5-5	3-6	6-6	4-6		8-4	8-5		7-5	3-6	9-4	7-2	5-7	7-3	80-63
2001	7-2	5-4	8-1	3-4	6-1		6-3	14-6		4-5	6-3	9-10	7-2	9-10	6-3	90-54
2002	5-4	3-6	7-2	5-2	6-1		8-1	11-9		6-3	4-5	8-11	8-1	13-6	3-6	87-57
2003	7-2	4-3	5-4	6-3	6-3		7-2	12-8		1-8	6-3	7-12	6-3	15-4	5-2	87-57
2004	7-0	1-8	7-2	3-6	5-4		7-2	9-10		5-2	2-7	11-8	7-2	11-9	6-3	81-63
2005	6-4	4-6	7-2	3-6	5-1		4-2	9-10		6-4	2-7	12-6	4-5	11-8	5-5	78-66
2006	4-2	7-3	3-3	6-3	4-5		5-4	8-11		4-6	6-3	17-2	6-3	9-10	6-4	85-59
2007	4-4	4-4	5-4	4-6	6-4		4-6	10-9		2-5	4-2	5-14	4-6	9-10	5-4	66-78
2008	5-0	4-6	4-5	4-5	6-3		3-6	9-10		5-5	1-5	10-9	3-6	7-12	4-6	65-78
2009	5-1	5-5	5-4	5-2	4-5		6-2	7-12		6-4	2-7	5-14	6-4	11-8	3-6	70-74
2010	7-3	5-4	5-4	6-3	3-3		6-3	8-11		3-6	1-9	13-6	4-5	9-10	3-4	73-71
2011	5-4	2-6	4-6	2-5	5-5		5-4	11-8		4-4	3-6	9-10	5-2	6-13	5-5	66-78
2012	5-4	8-1	3-3	8-2	3-4		4-5	10-9		5-4	5-5	12-7	5-4	11-8	5-4	84-60
2013	2-5	3-3	5-2	2-5	4-3	15-4	5-1	11-8		6-1	5-1	8-11	3-3	10-9	4-3	83-59
2014	4-2	4-3	3-4	4-2	2-5	11-8	2-5	9-10		6-1	4-2	9-10	4-2	9-10	4-3	75-67
2015	1-6	1-5	2-5	4-3	4-2	9-10	1-5	8-11		3-4	4-3	6-13	3-4	10-9	1-5	57-85
2016	4-3	1-5	2-5	2-4	3-4	6-13	6-1	7-12		4-2	3-4	7-12	5-2	9-10	3-3	62-80
2017	3-4	4-3	5-1	4-3	5-1	7-12	3-3	7-12		3-3	5-2	7-12	2-5	11-8	2-5	68-74
2018	5-1	4-2	5-2	4-2	7-0	7-12	5-2	9-10		5-2	3-3	9-10	2-5	13-6	7-0	85-57
2019	6-1	3-4	5-1	5-1	6-1	8-11	5-2	13-6		4-3	4-2	10-9	4-3	13-6	0-6	86-56
2020						7-3		6-4				6-4		7-3		26-14
2021	3-3	3-3	3-4	4-2	6-1	8-11	5-2	15-4		5-1	3-4	4-15	4-3	10-9	2-5	75-67
2022	4-3	1-5	2-5	1-6	5-2	7-12	3-3	7-12		1-5	2-5	8-11	3-4	8-11	3-3	55-87
<b>Totals</b>		<b>893-1089</b>	<b>923-1043</b>	<b>949-1004</b>	<b>90-97</b>		<b>527-479</b>		<b>800-1158</b>	<b>116-83</b>	<b>229-209</b>					
	<b>1017-953</b>		<b>999-1054</b>		<b>949-1004</b>		<b>335-272</b>		<b>1019-1016</b>	<b>378-331</b>	<b>500-478</b>			<b>8956-9424</b>		

**Note:** Baltimore record also includes Milwaukee Brewers (1901) and St. Louis Browns (1902-53). Houston total includes 5-1 record while in the NL. Minnesota record includes Washington Senators (1901-60). New York record includes Baltimore Orioles (1901-02). Milwaukee record includes Seattle Pilots (1969). Texas record includes Washington Senators (1961-71).



# ATHLETICS VS. THE NATIONAL LEAGUE

YEAR	ARI	ATL	CHI	CIN	COL	HOU	LA	MIA	MIL	NYM	PHI	PIT	STL	SD	SF	WAS	TOTAL
1997					1-3		1-3						3-1	2-2			7-9
1998	2-1				1-2		1-2						2-1	2-2			8-8
1999	2-1				3-0		3-0						1-2	3-3			12-6
2000	2-1				1-2		2-1						3-0	3-3			11-7
2001	3-0				3-0		2-1						2-1	2-4			12-6
2002				3-0		3-0			3-0			3-0		4-2			16-2
2003		1-2						1-2			1-2			3-3	3-0		9-9
2004			1-2	3-0								3-0	0-3	3-3			10-8
2005		2-1								2-1	2-1			4-2	0-3		10-8
2006	0-3				1-2		3-0						1-2	3-3			8-10
2007				2-1		2-1				0-3			1-2	5-1			10-8
2008	1-2	1-2						2-1			2-1			4-2			10-8
2009	1-2				0-3		1-2							2-1	1-5		5-13
2010			1-2	0-3								3-0	1-2	3-3			8-10
2011	2-1							1-2		1-2	1-2			3-3			8-10
2012	0-3				3-0		3-0							2-1	2-4		10-8
2013			2-1	2-2					2-1			2-1	2-1	3-1			13-7
2014		0-3						3-0		2-2	2-1			3-1	3-0		13-7
2015	2-1				2-1		3-1							3-1	1-5		11-9
2016			0-3	1-2					1-3			0-3	2-1	3-1			7-13
2017		0-3						1-3		1-2	2-1			2-2	1-2		7-13
2018	2-1				0-3		2-2							4-0	4-2		12-8
2019			1-2	2-1					2-1			1-2	4-0	1-3			11-9
2020	2-2				1-3		1-2							1-2	5-1		10-10
2021	4-0				2-1		1-2							2-2	2-4		11-9
2022		0-4						1-2		1-2	1-2			1-3	1-2		5-15
<b>Totals</b>	<b>23-18</b>	<b>4-15</b>	<b>5-10</b>	<b>13-9</b>	<b>18-20</b>		<b>23-16</b>	<b>9-10</b>	<b>194-164</b>	<b>7-12</b>	<b>11-10</b>	<b>12-6</b>	<b>10-9</b>	<b>26-14</b>	<b>72-68</b>	<b>8-7</b>	<b>254-230</b>

Note: Washington record also includes Montreal Expos (2003). Milwaukee total includes 186-159 record while in the AL.

# ATHLETICS IN DIVISIONAL PLAY

YEAR	A.L. WEST			A.L. CENTRAL			A.L. EAST			NATIONAL LEAGUE		
	HOME	ROAD	TOTAL	HOME	ROAD	TOTAL	HOME	ROAD	TOTAL	HOME	ROAD	TOTAL
1969	26-19	24-21	50-40				23-13	15-21	38-34			
1970	27-18	25-20	52-38				22-14	15-21	37-35			
1971	24-21	32-13	56-34				22-14	23-12	45-26			
1972	28-13	21-21	49-34				20-16	24-12	44-28			
1973	26-19	23-22	49-41				24-12	21-15	45-27			
1974	31-14	23-22	54-36				18-18	18-18	36-36			
1975	32-13	23-22	55-35				22-14	21-15	43-29			
1976	27-18	17-27	44-45				24-12	19-17	43-29			
1977	23-22	13-31	36-53				12-24	15-21	27-45			
1978	23-21	21-25	44-46				15-21	10-26	25-47			
1979	15-24	10-29	25-53				16-26	13-29	29-55			
1980	25-14	21-18	46-32				21-21	16-26	37-47			
1981	15-11	20-6	35-17				20-10	9-18	29-28			
1982	19-20	16-23	35-43				17-25	16-26	33-51			
1983	22-17	17-22	39-39				20-22	15-27	35-49			
1984	25-14	17-22	42-36				19-23	16-26	35-49			
1985	21-16	15-26	36-42				22-20	19-23	41-43			
1986	18-20	15-24	33-44				29-16	14-26	43-42			
1987	17-22	16-23	33-45				25-17	23-19	48-36			
1988	24-15	23-16	47-31				30-12	27-15	57-27			
1989	25-14	21-18	46-32				29-13	24-18	53-31			
1990	22-17	25-14	47-31				29-13	27-15	56-28			
1991	25-14	15-24	40-38				22-20	22-20	44-40			
1992	29-10	25-14	54-24				22-20	20-22	42-42			
1993	20-19	19-20	39-39				18-24	11-31	29-55			
1994	8-5	9-4	17-9		5-14	7-11	12-25	11-13	11-16	22-29		

YEAR	A.L. WEST			A.L. CENTRAL			A.L. EAST			NATIONAL LEAGUE		
	HOME	ROAD	TOTAL	HOME	ROAD	TOTAL	HOME	ROAD	TOTAL	HOME	ROAD	TOTAL
1995	13-7	6-13	19-20	11-15	11-16	22-31	14-12	12-14	26-26			
1996	11-9	11-8	22-17	18-12	14-17	32-29	11-20	13-18	24-38			
1997	5-13	6-12	11-25	13-14	12-16	25-30	13-15	9-18	22-33	4-4	3-5	7-9
1998	9-9	9-9	18-18	16-12	14-13	30-25	10-17	8-20	18-37	4-4	4-4	8-8
1999	11-7	4-14	15-21	16-10	10-20	26-30	17-11	17-7	34-18	8-1	4-5	12-6
2000	13-6	9-10	22-16	13-17	15-10	28-27	14-9	16-11	30-20	7-2	4-5	11-7
2001	16-13	16-13	32-26	9-7	18-7	27-14	21-6	10-8	31-14	7-2	5-4	12-6
2002	19-10	13-16	32-26	19-6	13-3	32-9	8-10	15-12	23-22	8-1	8-1	16-2
2003	20-9	14-15	34-24	12-6	13-14	25-20	19-6	9-7	28-13	6-3	3-6	9-9
2004	17-12	14-15	31-27	16-8	11-8	27-16	12-7	11-13	23-20	7-2	3-6	10-8
2005	15-14	17-10	32-24	13-8	12-7	25-15	10-12	11-15	21-27	7-2	3-6	10-8
2006	16-12	18-11	34-23	14-8	8-13	22-21	15-7	14-8	29-15	4-5	4-5	8-10
2007	12-16	12-17	24-33	14-11	7-14	21-25	9-10	12-10	21-20	5-4	5-4	10-8
2008	14-14	12-17	26-31	13-9	9-15	22-24	11-11	6-12	17-23	5-4	5-4	10-8
2009	11-18	12-16	23-34	17-8	9-9	26-17	10-8	11-15	21-23	2-7	3-6	5-13
2010	18-11	12-16	30-27	9-8	14-11	23-19	14-12	6-13	20-25	6-3	2-7	8-10
2011	15-13	11-18	26-31	11-14	9-10	20-24	11-8	9-15	20-23	6-3	2-7	8-10
2012	16-12	17-12	33-24	12-7	11-11	23-18	16-9	12-9	28-18	6-3	4-5	10-8
2013	21-18	23-14	44-32	13-3	9-9	22-12	10-6	7-9	17-15	8-2	5-5	13-7
2014	18-19	20-19	38-38	9-8	8-9	17-17	13-4	7-8	20-12	8-2	5-5	13-7
2015	16-23	17-20	33-43	5-11	9-8	14-19	7-9	3-14	10-23	6-4	5-5	11-9
2016	13-24	16-23	29-47	10-6	7-10	17-16	9-9	7-8	16-17	2-8	5-5	7-13
2017	21-17	11-27	32-44	10-5	10-6	20-11	12-6	4-13	16-19	3-7	4-6	7-13
2018	19-20	19-18	38-38	13-3	13-5	26-8	11-5	10-6	21-11	7-3	5-5	12-8
2019	24-15	20-17	44-32	11-4	14-4	25-8	11-6	6-10	17-16	6-4	5-5	11-9
2020	17-5	9-9	26-14							5-5	5-5	10-10
2021	17-20	20-19	37-39	13-4	10-6	23-10	8-9	7-9	15-18	5-5	6-4	11-9
2022	16-22	14-24	30-46	4-11	8-10	12-21	7-10	6-10	13-20	2-8	3-7	5-15
<b>Totals</b>	<b>1030-818</b>		<b>1918-1777</b>		<b>305-292</b>		<b>875-707</b>		<b>1597-1554</b>		<b>110-132</b>	
		<b>888-959</b>		<b>339-249</b>		<b>644-541</b>		<b>722-847</b>		<b>144-98</b>		<b>254-230</b>

## OAKLAND A'S MONTH-BY-MONTH

Year	March	April	May	June	July	August	September	October
1968	-	8-10	13-14	17-12	15-15	16-17	13-12	-
1969	-	11-8	12-13	17-9	18-11	16-15	13-17	1-1
1970	-	8-12	17-11	17-10	15-12	13-17	18-11	1-0
1971	-	17-8	16-10	17-8	14-13	23-8	14-13	-
1972	-	7-4	18-8	18-11	16-15	14-13	18-10	2-1
1973	-	9-11	15-13	18-11	17-12	20-7	15-14	-
1974	-	10-10	17-11	14-14	20-8	15-14	14-13	0-2
1975	-	12-8	16-10	20-9	18-11	15-16	17-10	-
1976	-	9-8	12-17	15-13	17-11	17-12	16-11	1-2
1977	-	12-9	10-15	10-17	10-19	10-18	11-18	0-2
1978	-	16-5	11-15	11-18	17-13	7-21	7-20	0-1
1979	-	8-14	9-19	5-24	8-20	14-15	10-16	-
1980	-	12-8	13-13	7-21	19-10	14-14	16-11	2-2
1981	-	18-3	13-17	6-3	-	10-9	15-12	2-1
1982	-	11-11	12-16	10-18	11-15	14-15	9-17	1-2
1983	-	11-9	11-16	14-15	12-17	17-13	8-16	1-2
1984	-	14-10	9-17	15-14	10-18	14-14	15-12	-
1985	-	9-12	13-12	17-10	13-14	15-14	8-20	2-3
1986	-	11-10	12-16	7-22	14-12	17-11	13-13	2-2
1987	-	9-14	15-10	16-11	12-15	15-14	12-15	2-2
1988	-	16-7	19-8	13-14	16-12	20-9	19-7	1-1
1989	-	18-8	16-10	13-14	16-10	18-11	17-10	1-0
1990	-	14-5	18-9	15-12	17-14	18-9	20-8	1-2
1991	-	13-7	15-12	13-15	15-12	15-14	11-15	2-3
1992	-	14-8	13-14	18-9	15-11	19-10	15-12	2-2
1993	-	7-11	12-16	12-14	12-17	9-21	15-13	1-2
1994	-	7-17	8-19	17-9	15-11	4-7	-	-
1995	-	1-4	16-12	16-12	8-20	17-12	9-16	0-1
1996	-	13-12	11-16	14-15	17-10	11-19	12-12	-

Year	March	April	May	June	July	August	September	October
1997	-	13-13	9-21	12-15	8-19	11-16	12-13	-
1998	-	12-14	10-17	15-13	11-16	15-15	11-13	-
1999	-	10-14	17-10	10-16	16-10	19-10	13-14	2-1
2000	-	12-13	15-13	18-7	13-14	11-16	21-7	1-0
2001	-	8-17	18-9	12-15	19-8	22-7	17-4	6-0
2002	-	15-11	10-17	21-7	15-12	24-4	18-8	-
2003	-	17-10	14-13	15-12	16-11	20-9	14-11	-
2004	-	11-12	15-11	17-10	15-12	20-8	12-16	1-2
2005	-	12-12	7-20	19-8	20-6	17-11	11-17	2-0
2006	-	12-12	12-17	18-8	14-13	21-6	15-13	1-0
2007	-	12-13	14-13	15-13	9-18	17-12	9-17	-
2008	1-1	16-11	12-15	16-10	8-17	10-20	12-12	-
2009	-	8-11	11-18	13-15	12-14	14-15	17-10	0-4
2010	-	12-12	16-12	10-17	14-10	13-15	13-15	3-0
2011	-	13-14	14-15	9-17	13-13	11-17	14-12	-
2012	1-1	10-12	11-16	15-13	19-5	18-10	17-11	3-0
2013	-	16-12	16-12	16-11	15-10	14-13	19-8	-
2014	0-1	18-9	16-12	17-9	15-10	12-17	10-16	-
2015	-	9-14	11-19	15-12	10-14	13-15	8-19	2-1
2016	-	13-12	11-17	11-15	12-14	10-18	10-17	2-0
2017	-	11-14	12-15	12-16	12-14	11-16	16-12	1-0
2018	1-2	13-12	15-14	17-10	17-8	18-9	16-10	-
2019	3-3	11-15	16-10	17-11	15-9	17-9	18-8	-
2020	-	-	-	-	3-4	19-8	14-12	-
2021	-	16-11	15-14	17-9	11-13	14-12	12-15	1-2
2022	-	10-11	10-21	5-21	14-12	10-17	7-19	4-1
<b>Totals</b>	<b>6-8</b>	<b>635-574</b>	<b>719-760</b>	<b>764-694</b>	<b>753-684</b>	<b>828-714</b>	<b>736-703</b>	<b>54-45</b>

## ATHLETICS FRANCHISE RECORDS

### TEAM GENERAL

#### Most Games Won

Season	107 (1931)
Home	60 (1931)
Road	55 (1971)
Consecutive	20 (Aug. 13-Sept. 4, 2002)
Consecutive, Home	22 (July 15-Aug. 31, 1931)
Consecutive, Road	14 (May 3-30, 1931)
vs. One Team	20 (St. Louis, 1911)
by Shutout	27 (1907, 1909)
by One Run	33 (2004)
in Extra Innings	14 (1988)
Month	26 (July, 1931)

#### Most Games Lost

Season	117 (1916)
Home	55 (1956, 1964)
Road	64 (1916)
Consecutive	20 (1916, 1943)
Consecutive, Home	13 (May 27-July 6, 1920)
Consecutive, Road	22 (July 11-Aug. 23, 1943)
vs. One Team	19 (five times, last: New York, 1957)
by Shutout	24 (1943)
Fewest Lost by Shutout	2 (1902, 1931 and 1932)
by One Run	40 (1908)
in Extra Innings	16 (1921)
Month	28 (July 1916)

#### Most Games

Season	163 (1964, 1968)
Shutout	41 (1909)
One Run	65 (1908)
Extra Innings	24 (1921, 1945)
Month	40 (August 1938)

### Highest Winning Percentage

Season	.704 (1931)
Home	.800 (1931)
Road	.688 (1971)
Shutout Games	.857 (1931, 12-2)
One-Run Games	.698 (1928, 30-13)
Extra Inning Games	1.000 (1928, 8-0)
Month	.857 (Aug., 2002; 24-4)
	.857 (April, 1981; 18-3)
Homestand (min. 6 games)	1.000 (April 15-21, 2021; 7-0)
	1.000 (August 23-29, 2004; 7-0)
	1.000 (Sept. 3-10, 2001; 7-0)
	1.000 (Sept. 10-16, 1992; 7-0)
	1.000 (May 4-12, 1948; 7-0)
	1.000 (12 times, last: Aug. 4-9, 2020; 6-0)
Roadtrip (min. 6 games)	1.000 (May 9-21, 1931; 11-0)
	1.000 (Aug. 19-28, 2002; 10-0)
	1.000 (April 9-16, 1981; 8-0)
	1.000 (April 5-11, 2013; 6-0)

### Lowest Winning Percentage

Season	.235 (1916)
Home	.267 (1915)
Road	.169 (1916)
Shutout Games	.045 (1919, 1-21)
One-Run Games	.256 (1916, 11-32)
Extra Inning Games	.200 (1916, 2-8)
Month	.067 (July, 1916; 2-28)
Homestand (min. 6 games)	.000 (April 29-May 4, 2022; 0-6)
	.000 (Aug. 10-16, 1956; 0-6)
	.000 (July 5-11, 1937; 0-6)
	.000 (Sept. 27-Oct. 2, 1920; 0-6)
Road Trip (min. 6 games)	.000 (15 times. Most losses: 0-9, Sept. 22-Oct. 1, 1995)

## Most Players Used

Season	64 (2022)
Pitchers, Season	34 (2018, 2022)
Game	30 (vs. Chicago, Sept. 19, 1972; 15 inn.)
Game, Nine Innings	24 (vs. Seattle, Sept. 1, 2018) 24 (vs. Minnesota Sept. 28, 1972) 24 (vs. California, Sept. 6, 1966)
Pitchers, Game	9 (vs. Seattle, Sept. 1, 2018, 9 inn.) 9 (at New York-AL, Sept. 22, 2012; 14 inn.) 9 (at Boston, June 4, 2011; 14 inn.) 9 (vs. Seattle, Sept. 20, 1997; 15 inn.)

## Fewest Players Used

Season	19 (1905)
Pitchers, Season	7 (1905)

## Length of Game

Most Innings	24 (vs. Detroit, July 21, 1945) 24 (at Boston, Sept. 1, 1906)
Longest Time	6:32 (vs. Los Angeles-AL, April 29, 2013)
Longest Time, Nine innings	4:31 (at New York-AL, Aug. 25, 2011)

## Left On Base

Season, Most	1274 (2004)
Season, Fewest	925 (1957)
Game, Most	21 (at Texas, July 1, 1979; 15 inn.) 21 (at Detroit, June 17, 1967; 19 inn.)
Nine Inning Game, Most	17 (at Chicago, Sept. 18, 1982) 17 (at St. Louis, June 12, 1949, G#2) 17 (at Washington, May 4, 1919)
Extra Inning Game, Fewest	0 (N.Y., June 22, 1929; 14 inn.)

## Scoring Margin

Victory	22 (vs. Detroit, May 18, 1912; 24-2)
Shutout Victory	17 (at Cleveland, August 12, 2021)
Defeat	23 (vs. Chicago, April 23, 1955; 6-29) 23 (vs. New York, May 24, 1936; 2-25)
Shutout Defeat	21 (New York, Aug. 13, 1939)
Largest Deficit Overcome to Win	12 (vs. Cle., June 15, 1925)
Largest Lead Surrendered in Loss	11 (at St.L., June 17, 1936)

## Errors

Season, Most	338 (1915)
Season, Fewest	72 (2021)
Game, Most	10 (vs. Chicago, July 16, 2002)
Consecutive Games, No Errors	15 (June 25-July 9, 2016)

## Double Plays Turned

Most, Season	217 (1949)
Game	6 (several times, last: at Chicago, May 17, 1995)

## TEAM BATTING

### Batting Average

Highest	.307 (1925)
Lowest	.216 (2022)

### Slugging Percentage

Highest	.458 (2000)
Lowest	.292 (1908)

### On-Base Percentage

Highest	.372 (1927)
Lowest	.281 (1908, 2022)

### Most At Bats

Season	5728 (2004)
Game	84 (vs. Detroit, July 21, 1945; 24 inn.)
Game, Nine Inn.	52 (at Boston, May 1, 1929)

## Most Runs

Season	981 (1932)
Game	24 (vs. Boston, May 1, 1929) 24 (vs. Detroit, May 18, 1912)
Game, Loss	16 (at Texas, May 5, 2000; 16-17)
Game, Both Clubs	36 (Boston, June 29, 1950; 14-22)
Inning	13 (vs. California, July 5, 1996; 1st) 13 (vs. California, April 21, 1956; 2nd) 13 (vs. Cleveland, June 15, 1925; 8th)
Consecutive Innings, No Runs	48 (Sept. 22-26, 1906)
Two Consecutive Games	34 (June 18-19, 2000) 34 (June 14-15, 1969)
Three Consecutive Games	44 (June 17-19, 2000)
Consecutive Games, One Or More Runs	113 (Aug. 23, 1931 to July 8, 1932)

## Most Hits

Season	1659 (1925)
Game	29 (at Texas, July 1, 1979; 15 inn.) 29 (Boston, May 1, 1929)

## Most Singles

Season	1206 (1925)
Game	25 (at Texas, July 1, 1979; 15 inn.)
Game, Nine Innings	21 (vs. Detroit, Sept. 23, 1913) 21 (at Boston, July 8, 1902)

## Most Doubles

Season	336 (2004)
Game	10 (vs. Boston, July 8, 1905, G#2)

## Most Triples

Season	108 (1912)
Game	6 (vs. Detroit, May 18, 1912)

## Most Home Runs

Season	257 (2019)
Season, Home	129 (2017)
Season, Road	136 (2018)
Season, Grand Slam	14 (2000)
Season, Pinch Hit	8 (1970)
Season, Inside The Park	13 (1911)
Season, vs. One Team	35 (Seattle, 2019) 35 (Texas, 2019)
Season, Back-To-Back	13 (2000)
Players with 30 or More Home Runs	3 (1996, 1999, 2001, 2019)
Players with 20 or More Home Runs	7 (2019)
Players with 10 or More Home Runs	10 (2019)
Month	55 (June, 1996) 55 (Aug., 1999)
Game	8 (at California, June 27, 1996)
Game, Grand Slam	2 (at Seattle, Sept. 10, 2007) 2 (at Toronto, Aug. 24, 2003)
Inning	4 (vs. Chicago, April 27, 2002 3rd inning: Hatteberg, Long, Pena, Menechino) 4 (vs. Tampa Bay, Aug. 1, 1999 4th inning: Tejada, Chavez, Giambi, Jaha) 4 (vs. Boston, Aug. 21, 1997 3rd inning: Giambi, Young, McDonald, Canseco)
Consecutive	3 (13 times, last: vs. Texas, July 24, 2022 (Murphy, Pinder, Kemp))
Consecutive Games with a Home Run	23 (July 2-27, 1996)
Two Consecutive Games	12 (June 25-27, 1996)

## Most Total Bases

Season	2546 (1996)
Game	46 (at Houston, Sept. 10, 2019)

### Most Extra Base Hits

Season ..... 572 (2019)  
Game ..... 11 (eight times, last: at Minnesota, Sept. 11, 2013)

### Most Runs Batted In

Season ..... 923 (1932)  
Game ..... 23 (vs. Texas, Sept. 30, 2000)  
23 (at Boston, May 1, 1929)

### Most Walks

Season ..... 783 (1949)  
Game ..... 16 (vs. Chicago, May 2, 1952)  
16 (at St. Louis, June 21, 1948)

### Most Strikeouts

Season ..... 1491 (2017)  
Game ..... 21 (vs. Tampa Bay, July 30, 2012, 15 inn.)  
Game, Nine Innings ..... 19 (at Cleveland, May 30, 2017)  
19 (at Seattle, June 24, 1997)

### Most Hit By Pitch

Season ..... 98 (2021)  
Game ..... 5 (at Los Angeles-AL, Aug. 12, 2018)  
5 (at Anaheim, June 7, 2001)  
5 (at St. Louis, July 17, 1911)

### Most Sacrifice Hits

Season ..... 147 (1906)  
Game ..... 7 (at St. Louis, June 23, 1935, G#2)  
7 (vs. Cleveland, July 15, 1912)

### Most Sacrifice Flies

Season ..... 77 (1984)  
Game ..... 3 (39 times, last: vs. Seattle, Sept. 27, 2017)

### Most Grounded Into Double Plays

Season ..... 170 (1950, 2006)  
Game ..... 5 (19 times, last: vs. San Diego, July 3, 2018)

### Most Stolen Bases

Season ..... 341 (1976)  
Season, vs. One Team ..... 64 (New York, 1913)  
Game ..... 12 (at Minnesota, Aug. 1, 1976)

## TEAM PITCHING

### Earned Run Average

Lowest ..... 1.79 (1910)  
Highest ..... 6.08 (1936)

### Complete Games

Most ..... 136 (1904)  
Fewest ..... 1 (2012, 2017, 2019)  
Consecutive ..... 31 (July 13-Aug. 14, 1901)

### Shutouts

Most ..... 27 (1907, 1909)  
Fewest ..... 0 (2022)  
Consecutive ..... 3 (10 times, last: Aug. 28-31, 1996)  
Consecutive Shutout Innings ..... 44 (Sept. 13-18, 1966)

### Saves

Most ..... 64 (1988, 1990)  
Fewest ..... 13 (1980)

### Innings Pitched

Most ..... 1489.1 (1988)  
Fewest ..... 1324 (1938)

## Hits

Most, Season ..... 1734 (1997)  
Most, Game ..... 33 (at Cleveland, July 10, 1932; 18 inn.)  
Most, Nine Inning Game ..... 29 (vs. Chicago, April 23, 1955)  
Fewest, Season ..... 1069 (1909)

### Runs Allowed

Most, Season ..... 1045 (1936)  
Most, Game ..... 29 (vs. Chicago, April 23, 1955)  
Most, Inning ..... 14 (at Cleveland, June 18, 1950, G#2, 1st inn.)  
14 (at Boston, July 4, 1948, 7th inn.)  
Fewest, Season ..... 408 (1909)

### Earned Runs Allowed

Most ..... 913 (1936)  
Fewest ..... 282 (1910)

### Walks Allowed

Most, Season ..... 827 (1915)  
Most, Season, Intentional ..... 78 (1968)  
Most, Game ..... 18 (Detroit, May 9, 1916)  
Most, Game, Intentional ..... 5 (three times, last:  
at California, Aug. 27, 1966)  
Fewest, Season ..... 366 (1904)  
Fewest, Season, Intentional ..... 11 (2021)

### Strikeouts

Most, Season ..... 1332 (2021)  
Most, Game ..... 26 (vs. California, July 9, 1971; 20 inn.)  
Most, Nine Inning Game ..... 19 (vs. Detroit, Sept. 7, 2019)  
Fewest, Season ..... 371 (1924)

### Home Runs Allowed

Most, Season ..... 220 (1964)  
Most, Game ..... 8 (vs. New York, June 28, 1939)  
Most, Inning ..... 5 (vs. Minnesota, June 9, 1966; 7th inn.)  
Most Grand Slams, Season ..... 8 (1993, 1999)  
Fewest, Season ..... 8 (1910)  
Fewest Grand Slams, Season ..... 0 (17 times, last: 2003)

### Hit Batters

Most, Season ..... 81 (1911)  
Most, Game ..... 5 (at Detroit, Aug. 11, 1965, G#2)  
Fewest, Season ..... 9 (1931)

### Wild Pitches

Most, Season ..... 86 (2018)  
Most, Game ..... 5 (at Seattle, July 23, 2021)  
5 (at Chicago, June 7, 1937)  
Fewest, Season ..... 13 (1946)

### Balks

Most, Season ..... 76 (1988)  
Most, Game ..... 5 (at Seattle, April 13, 1988)  
Fewest, Season ..... 0 (1928)

## INDIVIDUAL BATTING

### Highest Batting Average

Career ..... .356 (Al Simmons, 1924-32, 40-41, 44)  
Season, Right Hander ..... .426 (Nap Lajoie, 1901)  
Season, Left Hander ..... .365 (Eddie Collins, 1911)  
Season, Switch Hitter ..... .303 (Dave Philley, 1953)  
Season, Pinch Hitter (min. 30 ab) ..... .452 (Elmer Valo, 1955)  
Season, Designated Hitter ..... .328 (Erubiel Durazo, 2004)  
Season, Rookie ..... .334 (Socks Seybold, 1901)

### Highest Slugging Percentage

Career.....	.640 (Jimmie Foxx, 1925-35)
Season, Right Hander.....	.749 (Jimmie Foxx, 1932)
Season, Left Hander.....	.660 (Jason Giambi, 2001)
Season, Switch Hitter.....	.493 (Nick Swisher, 2006)
Season, Rookie.....	.618 (Mark McGwire, 1997)

### Highest On-Base Percentage

Career.....	.440 (Jimmie Foxx, 1925-35)
Season, Left Hander.....	.477 (Jason Giambi, 2001)
Season, Right Hander.....	.469 (Jimmie Foxx, 1932)
Season, Switch Hitter.....	.381 (Nick Swisher, 2007)
Season, Rookie.....	.414 (Ferris Fain, 1947)

### Most Games Played

Career.....	1795 (Bert Campaneris, 1964-76)
Season.....	162 (13 times, last: Marcus Semien, 2019)
Season, Rookie.....	160 (Phil Garner, 1975)
Consecutive.....	594 (Miguel Tejada, June 2, 2000-Sept. 28, 2003)

### Most At Bats

Career.....	7180 (Bert Campaneris, 1964-76)
Season.....	670 (Al Simmons, 1932)
Season, Rookie.....	611 (Dick Howser, 1961)
Game.....	11 (Irv Hall vs. Detroit, July 21, 1945)

### Most Runs

Career.....	1270 (Rickey Henderson, 1979-84, 89-95, 98)
Season.....	152 (Al Simmons, 1930)
Season, Rookie.....	108 (Dick Howser, 1961)
Game.....	.5 (11 times, last: Luis Polonia at Kansas City, Sept. 9, 1988)

### Most Hits

Career.....	1882 (Bert Campaneris, 1964-76)
Season, Right Hander.....	253 (Al Simmons, 1925)
Season, Left Hander.....	214 (Doc Cramer, 1935)
Season, Switch Hitter.....	188 (Dave Phillely, 1953)
Season, Rookie.....	183 (Al Simmons, 1924)
Game.....	6 (Joe DeMaestri at Detroit, July 8, 1955; 11 inn.) 6 (Roger Cramer vs. Detroit, July 13, 1935) 6 (Bob Johnson vs. Chi., June 16, 1934; G#2, 11 inn.) 6 (Jimmie Foxx at Cleveland, July 10, 1932; 18 inn.) 6 (Roger Cramer at Chicago, June 20, 1932) 6 (Jimmie Foxx vs. Wash., May 30, 1930; G#1, 13 inn.) 6 (Danny Murphy at Boston, July 8, 1902)
Consecutive.....	8 (several times, last: Josh Reddick, May 7-8, 2016)
Hitting Streak.....	29 (Billy Lamar, May 30-June 29, 1925)
Consecutive Games Reaching Base.....	62 (Mark McGwire, Sept. 16, 1995-June 18, 1996)
Consecutive At Bats, No Hits (since 1913).....	42 (Tim Thompson, July 24-Aug. 19, 1957)

### Multiple Hit Games

Career.....	551 (Al Simmons, 1924-32, 40-41, 44)
Season.....	85 (Al Simmons, 1925)
Season, Rookie.....	56 (Al Simmons, 1924)
Season, Five-Hit Games.....	3 (Al Simmons, 1932)
Season, Four-Hit Games.....	10 (Al Simmons, 1930)
Season, Three-Hit Games.....	33 (Nap Lajoie, 1901)

### Most Singles

Career.....	1472 (Bert Campaneris, 1964-76)
Season.....	174 (Al Simmons, 1925)
Season, Rookie.....	135 (Al Simmons, 1924)
Game.....	6 (Joe DeMaestri at Detroit, July 8, 1955; 11 inn.) 6 (Roger Cramer at Chicago, June 20, 1932)

### Most Doubles

Career.....	365 (Jimmy Dykes, 1918-32)
Season.....	53 (Al Simmons, 1926)
Season, Rookie.....	44 (Bob Johnson, 1933)
Game.....	4 (Frankie Hayes at Cleveland, July 25, 1936)

### Most Triples

Career.....	102 (Danny Murphy, 1902-13)
Season.....	21 (Frank Baker, 1912)
Season, Rookie.....	19 (Frank Baker, 1909)
Game.....	3 (Bert Campaneris vs. Cleveland, Aug. 29, 1967; 10 inn.)

### Most Home Runs

Career.....	363 (Mark McGwire, 1986-97)
Career, Pinch Hit.....	6 (Chad Pinder, 2016-22)
Career, Designated Hitter.....	98 (Dave Kingman, 1984-86)
Career, Grand Slams.....	9 (Mark McGwire, 1986-97) 9 (Gus Zernial, 1951-57) 9 (Sam Chapman, 1938-41, 45-51) 9 (Jimmie Foxx, 1925-35)
Career, Inside The Park.....	23 (Danny Murphy, 1902-13)
Career, Leadoff.....	43 (Rickey Henderson, 1979-84, 89-95, 98)
Season, Right Hander.....	58 (Jimmie Foxx, 1932)
Season, Left Hander.....	47 (Reggie Jackson, 1969)
Season, Switch Hitter.....	35 (Nick Swisher, 2006)
Season, Pinch Hitter.....	4 (Jeff Burroughs, 1982)
Season, Designated Hitter.....	46 (Khris Davis, 2018)
Season, Grand Slams.....	4 (Jason Giambi, 2000)
Season, Inside The Park.....	5 (Danny Murphy, 1911)
Season, Leadoff.....	7 (Rickey Henderson, 1993)
Season, Rookie.....	49 (Mark McGwire, 1987)
Season, Home.....	31 (Jimmie Foxx, 1933) 31 (Jimmie Foxx, 1932)
Season, Road.....	28 (Mark McGwire, 1996) 28 (Jose Canseco, 1991) 28 (Mark McGwire, 1987)
Month.....	15 (Bob Johnson, June, 1934) 15 (Mark McGwire, May, 1987)
Game.....	3 (28 times, last: Khris Davis vs. Texas, May 17, 2016)
Game, Both Sides of Plate.....	nine times, last: Coco Crisp at New York-AL, Aug. 24, 2011
Two Consecutive Games.....	5 (Josh Reddick, Aug. 9-10, 2013) 5 (Mark McGwire, June 10-11, 1995) 5 (Mark McGwire, June 27-28, 1987)
Inning.....	2 (Mark McGwire at Seattle, Sept. 22, 1996; 5th inn.)
Consecutive Games With Home Run.....	6 (Frank Thomas, Sept. 5-11, 2006)
Consecutive At Bats With Home Run.....	4 (Jimmie Foxx vs. Washington and N.Y., June 7-8, 1933) (Mike Epstein vs. Washington, June 15-16, 1971)
Home Run, First Major League At Bat.....	five times: (Terry Steinbach, Sept. 12, 1986 at Cleveland) (Joe Keough, Aug. 7, 1968 at New York, G#2) (Bert Campaneris, July 23, 1964 vs. Minnesota) (Gene Hasson, Sept. 9, 1937 vs. Washington, G#1) (Ace Parker, April 30, 1937 vs. Boston)
Consecutive At Bats, No Home Runs.....	1904 (Irv Hall, April 20, 1943-Sept. 26, 1946)

### Most Runs Batted In

Career.....	1178 (Al Simmons, 1924-32, 40-41, 44)
Season, Right Hander.....	169 (Jimmie Foxx, 1932)
Season, Left Hander.....	137 (Jason Giambi, 2000)
Season, Switch Hitter.....	101 (Ruben Sierra, 1993)
Season, Designated Hitter.....	118 (Khris Davis, 2018)
Season, Rookie.....	118 (Mark McGwire, 1987)
Game.....	10 (Reggie Jackson at Boston, June 14, 1969)
Inning.....	6 (Matt Stairs vs. California, July 5, 1996; 1st inn.) 6 (Joe Astroth at Washington, Sept. 23, 1950; 6th inn.) 6 (Bob Johnson at Chicago, Aug. 29, 1937; 1st inn.)
Consecutive Games With RBI... 14 (Tris Speaker, May 16-30, 1928)	

### Most Total Bases

Career.....	2998 (Al Simmons, 1924-32, 40-41, 44)
Season.....	438 (Jimmie Foxx, 1932)
Season, Rookie.....	344 (Mark McGwire, 1987)
Game.....	16 (Jimmie Foxx at Cleveland, July 10, 1932; 18 inn.)
Game, Nine Innings.....	14 (Harold Baines vs. Balt., May 7, 1991) 14 (Joe Hauser at Cleveland, August 2, 1924)

### Most Extra Base Hits

Career.....	655 (Al Simmons, 1924-32, 40-41, 44)
Season.....	100 (Jimmie Foxx, 1932)
Season, Rookie.....	81 (Mark McGwire, 1987)
Game.....	4 (18 times, last: Ryon Healy vs. Wash., June 3, 2017)

### Most Walks

Career.....	1227 (Rickey Henderson, 1979-84, 89-95, 98)
Career, Intentional.....	84 (Reggie Jackson, 1967-75, 87)
Season.....	149 (Eddie Joost, 1949)
Season, Rookie.....	95 (Ferris Fain, 1947)
Season, Intentional.....	24 (Jason Giambi, 2001)
Game.....	5 (eight times, last: Matt Chapman at Cleveland, August 12, 2021)
Consecutive.....	7 (Jose Canseco, Aug. 4-5, 1992)

### Most Strikeouts

Career.....	1226 (Reggie Jackson, 1967-75, 87)
Season.....	202 (Matt Chapman, 2021)
Season, Rookie.....	175 (Jose Canseco, 1986)
Game.....	5 (12 times, last: Matt Chapman vs. Houston, Sept. 24, 2021)
Two Consecutive Games.....	8 (four times, last: Matt Chapman, Sept. 4-5, 2020)

### Most Hit By Pitch

Career.....	87 (Jimmy Dykes, 1918-32)
Season.....	27 (Mark Canha, 2021)
Season, Rookie.....	15 (Olmedo Saenz, 1999)
Game.....	2 (66 times, last: Tony Kemp vs. Los Angeles-AL, May 15, 2022)

### Most Sacrifice Hits

Career.....	188 (Jimmy Dykes, 1918-32)
Season.....	34 (Simon Nicholls, 1907)
Season, Rookie.....	34 (Simon Nicholls, 1907)
Game.....	3 (nine times, last: Ned Garver at Det., Sept. 23, 1960)

### Most Sacrifice Flies

Career.....	59 (Mark McGwire, 1986-97)
Season.....	14 (Dave Kingman, 1984)
Season, Rookie.....	12 (Leo Posada, 1961)
Game.....	2 (32 times, last: Stephen Vogt at Tampa Bay, May 24, 2015)

### Most Grounded Into Double Plays

Career.....	158 (Pete Suder, 1941-55)
Season.....	32 (Ben Grieve, 2000)
Season, Rookie.....	28 (George Kell, 1944)
Game.....	3 (Harry Simpson vs. Wash., June 12, 1957, G#2) 3 (Benny McCoy vs. Washington, May 25, 1941)

### Most Stolen Bases

Career.....	867 (Rickey Henderson, 1979-84, 89-95, 98)
Season.....	130 (Rickey Henderson, 1982)
Season, Rookie.....	42 (Mitchell Page, 1977)
Game.....	6 (Eddie Collins at St. Louis, Sept. 22, 1912; G#1) 6 (Eddie Collins at Detroit, Sept. 11, 1912)
Consecutive.....	36 (Coco Crisp, July 16, 2011-June 19, 2012)

### Most Caught Stealing

Career.....	219 (Rickey Henderson, 1979-84, 89-95, 98)
Season.....	42 (Rickey Henderson, 1982)
Season, Rookie.....	21 (Mike Edwards, 1978)
Game.....	3 (Rickey Henderson at California, July 27, 1982) 3 (Joe Hauser vs. St. Louis, Aug. 18, 1922)

## INDIVIDUAL PITCHING

### Most Games Won

Career.....	284 (Eddie Plank, 1901-14)
Season, Right Hander.....	31 (Jack Coombs, 1910)
Season, Left Hander.....	31 (Lefty Grove, 1931)
Season, Rookie.....	20 (Alex Kellner, 1949) 20 (Scott Perry, 1918)
Consecutive.....	16 (Lefty Grove, June 8-Aug. 19, 1931)

### Most Games Lost

Career.....	162 (Eddie Plank, 1901-14)
Season, Right Hander.....	25 (Scott Perry, 1920)
Season, Left Hander.....	20 (Alex Kellner, 1950)
Season, Rookie.....	23 (Elmer Myers, 1916)
Consecutive.....	19 (Jack Nabors, April 28-Sept. 28, 1916)

### Most Saves

Career.....	320 (Dennis Eckersley, 1987-95)
Season, Right Hander.....	51 (Dennis Eckersley, 1992)
Season, Left Hander.....	22 (Sean Doolittle, 2014)
Season, Rookie.....	26 (Andrew Bailey, 2009)
Consecutive Saves.....	44 (Grant Balfour, May 5, 2012-July 22, 2013)

### Lowest Earned Run Average

Career.....	1.97 (Rube Waddell, 1902-07)
Season.....	1.30 (Jack Coombs, 1910)
Season, Rookie.....	1.39 (Harry Kruse, 1909)

### Most Games

Career.....	525 (Dennis Eckersley, 1987-95)
Season.....	84 (Billy Koch, 2002)
Season, Rookie.....	71 (Ryan Cook, 2012) 71 (Aaron Small, 1997)

### Most Games Started

Career.....	459 (Eddie Plank, 1901-14)
Season.....	46 (Rube Waddell, 1904)
Season, Rookie.....	36 (Scott Perry, 1918)

### Most Complete Games

Career.....	362 (Eddie Plank, 1901-14)
Season.....	39 (Rube Waddell, 1904)
Season, Rookie.....	31 (Elmer Myers, 1916)
Consecutive.....	22 (Rick Langford, May 23-Sept. 12, 1980)
Consecutive Won.....	11 (Bobby Shantz, April 30-June 19, 1952)



### Most Shutouts

Career.....	59 (Eddie Plank, 1901-14)
Season.....	13 (Jack Coombs, 1910)
Season, Rookie.....	7 (Harry Krause, 1909)
Consecutive.....	4 (Jack Coombs, Sept. 9-21, 1910)
Consecutive Scoreless Innings.....	53.0 (Jack Coombs, Sept. 5-25, 1910)

### Most Innings Pitched

Career.....	3860.2 (Eddie Plank, 1901-14)
Season.....	383 (Rube Waddell, 1904)
Season, Rookie.....	332.1 (Scott Perry, 1918)
Game.....	24 (Jack Coombs at Boston, Sept. 1, 1906)

### Hits

Career, Most.....	3438 (Eddie Plank, 1901-14)
Season, Most.....	360 (Jack Coombs, 1911)
Season, Rookie.....	295 (Scott Perry, 1918)
Game, Most.....	26 (Hod Lisenbee at Chicago, Sept. 11, 1936)
Game, Most, Extra Innings.....	29 (Eddie Rommel at Cleveland, July 10, 1932)
Game, Fewest.....	0 (16 times, 14 complete)

### Most Runs

Career.....	1374 (Eddie Plank, 1901-14)
Season.....	169 (Elmer Myers, 1916)
Season, Rookie.....	169 (Elmer Myers, 1916)
Game.....	20 (Tom Sheehan at Washington, Sept. 29, 1915; G#2)

### Most Earned Runs

Career.....	1025 (Eddie Plank, 1901-14)
Season.....	146 (George Earnshaw, 1930)
Season, Rookie.....	130 (Buck Ross, 1936)
Game.....	15 (Win Noyes vs. Boston, Sept. 15, 1919)

### Most Walks

Career.....	913 (Eddie Plank, 1901-14)
Season.....	168 (Elmer Myers, 1916)
Season, Rookie.....	168 (Elmer Myers, 1916)
Game.....	16 (Bruno Haas vs. New York, June 23, 1915)

### Most Strikeouts

Career.....	1985 (Eddie Plank, 1901-14)
Season.....	349 (Rube Waddell, 1904)
Season, Rookie.....	182 (Elmer Myers, 1916)
Season, 10 strikeout games.....	12 (Rube Waddell, 1904)
Game.....	18 (Jack Coombs at Chicago, Aug. 4, 1910; 16 inn.) 18 (Jack Coombs at Boston, Sept. 1, 1906; 24 inn.)
Game, Nine Innings.....	16 (Jose Rijo at Seattle, April 19, 1986)
Inning.....	4 (Ryan Dull, April 17, 2018 vs. Chicago-AL; 8th inn.) 4 (Ryan Cook, April 27, 2012 at Baltimore; 8th inn.) 4 (Erik Hiljus, June 30, 2001 at Texas; 7th inn.) 4 (Blake Stein, July 27, 1998 at Tampa Bay; 4th inn.)

### Most Home Runs

Career.....	261 (Jim Hunter, 1965-74)
Season.....	40 (Orlando Peña, 1964)
Season, Rookie.....	28 (Jharel Cotton, 2017)
Game.....	6 (George Caster vs. Boston, Sept. 24, 1940)

### Most Hit Batters

Career.....	185 (Eddie Plank, 1901-14)
Season.....	32 (Chick Fraser, 1901)
Season, Rookie.....	25 (Chief Bender, 1903)
Game.....	4 (Byron Houck vs. Boston, Oct. 4, 1912) 4 (Weldon Henley at Washington, April 15, 1904)

### Most Wild Pitches

Career.....	87 (John Odum, 1964-75)
Season.....	22 (Mike Moore, 1992)
Season, Rookie.....	16 (Stu Flythe, 1936)
Game.....	4 (Stan Bahnsen vs. Cal., July 5, 1975) 4 (George Turbeville at Chicago, June 7, 1937) 4 (Al Kellogg at Cleveland, Sept. 29, 1908, G#2)

## OAKLAND 20-GAME WINNERS

Pitcher	Year	Record	Pct.	ERA	IP
Vida Blue	1971	24-8	.750	*1.82	312.0
Jim Hunter	1971	21-11	.656	2.96	274.0
Jim Hunter	1972	21-7	*.750	2.04	295.0
Vida Blue	1973	20-9	.690	3.20	263.2
Ken Holtzman	1973	21-13	.618	2.97	297.1
Jim Hunter	1973	21-5	*.808	3.34	256.0
Jim Hunter	1974	*25-12	.676	*2.49	318.0
Vida Blue	1975	22-11	.667	3.01	270.0
Mike Norris	1980	22-9	.710	2.63	284.0
Dave Stewart	1987	**20-13	.606	3.68	261.1
Dave Stewart	1988	21-12	.636	3.23	**275.2
Dave Stewart	1989	21-9	.700	3.32	257.2
Bob Welch	1990	*27-6	*.818	2.95	238.0
Dave Stewart	1990	22-11	.667	2.56	*267.0
Tim Hudson	2000	**20-6	*.769	4.14	202.1
Mark Mulder	2001	*21-8	.724	3.45	229.1
Barry Zito	2002	*23-5	.821	2.75	229.1

\* Led league

\*\* Tied for league lead

# OAKLAND ATHLETICS RECORDS

## TEAM GENERAL

### Most Games Won

Season	104 (1988)
Home	57 (2003)
Road	55 (1971)
Consecutive	20 (Aug. 13-Sept. 4, 2002)
Consecutive, Home	20 (Aug. 25, 2001-April 3, 2002)
Consecutive, Road	12 (Aug. 24-Sept. 12, 2012) 12 (July 31-Aug. 15, 1971)
vs. One Team	17 (Seattle, 2006)
by Shutout	23 (1972)
by One Run	33 (2004)
in Extra Innings	14 (1988)
Month	24 (August 2002)
Homestand	11 (June 1-13, 2004)
Roadtrip	11 (May 29-June 11, 1972)

### Most Games Lost

Season	108 (1979)
Home	51 (2022)
Road	58 (1979)
Consecutive	14 (July 29-Aug. 12, 1977)
Consecutive, Home	12 (July 29-Aug. 21, 1977)
Consecutive, Road	15 (May 24-June 23, 1986)
vs. One Team	15 (Seattle, 2021)
by Shutout	19 (1978)
Fewest Lost By Shutout	3 (2001, 2004, 2019)
by One Run	35 (2015)
in Extra Innings	14 (1976)
Month	24 (June 1979)
Homestand	10 (July 26-Aug. 7, 1977)
Roadtrip	11 (July 15-29, 1993) 11 (June 12-25, 1978)

### Most Games

Season	163 (1968)
Shutout	31 (1972)
One Run	59 (1976)
Extra Innings	22 (1969 and 1976)
Month	33 (August 1968)

### Highest Winning Percentage

Season	.642 (1988)
Home	.704 (2003)
Road	.688 (1971)
Shutout Games	.800 (2019, 12-3) .800 (1989, 20-5)
One-Run Games	.696 (2002, 32-14)
Extra Inning Games	.889 (1975, 8-1)
Month	.857 (August 2002; 24-4) .857 (April 1981; 18-3)
Homestand (min. 6 games)	1.000 (April 15-21, 2021; 7-0) 1.000 (Aug. 23-29, 2004; 7-0) 1.000 (Sept. 3-10, 2001; 7-0) 1.000 (Sept. 10-16, 1992; 7-0) 1.000 (eight times, last: Aug. 4-9, 2020; 6-0)
Road trip (min. 6 games)	1.000 (Aug. 19-28, 2002; 10-0) 1.000 (April 9-16, 1981; 8-0) 1.000 (April 5-11, 2013; 6-0)

### Lowest Winning Percentage

Season	.333 (1979)
Home	.363 (2022)
Road	.284 (1979)
Shutout Games	.100 (1997, 1-9)
One-Run Games	.352 (2015, 19-35)
Extra Inning Games	.231 (2009, 3-10)
Month	.172 (June, 1979; 5-24)
Homestand (min. 6 games)	.000 (April 29-May 4, 2022; 0-6)
Road trip (min. 6 games)	.000 (11 times. Most losses: 0-9, Sept. 22-Oct. 1, 1995)

### Most Players Used

Season	64 (2022)
Pitchers, Season	34 (2018, 2022)
Game, Nine Innings	24 (vs. Seattle, Sept. 1, 2018) 24 (vs. Minnesota, Sept. 28, 1972)
Game, Extra Innings	30 (vs. Chicago, Sept. 19, 1972; 15 inn.)
Pitchers, Game	9 (vs. Seattle, Sept. 1, 2018; 9 inn.) 9 (at New York-AL, Sept. 22, 2012; 14 inn.) 9 (at Boston, June 4, 2011; 14 inn.) 9 (vs. Seattle, Sept. 20, 1997; 15 inn.)

### Fewest Players Used

Season	33 (1979)
Pitchers, Season	11 (1974)

### Length of Game

Most Innings	21 (at Washington, June 4, 1971)
Longest Time, Nine Innings	4:31 (at New York-AL, Aug. 25, 2011)
Longest Time, Extra Innings	6:32 (vs. Los Angeles-AL April 29, 2013; 19 inn.)
Shortest Game	1:35 (vs. Kansas City, Sept. 28, 1971)

### Left On Base

Season, Most	1274 (2004)
Season, Fewest	.972 (2022)
Nine Inning Game, Most	17 (at Chicago, Sept. 18, 1982)
Extra Inning Game, Most	21 (at Texas, July 1, 1979; 15 inn.)
Extra Inning Game, Fewest	1 (at Min., April 29, 2000, 10 inn.) 1 (vs. Chicago-AL, June 24, 1990, 10 inn.)

### Scoring Margin

Victory	21 (vs. Texas, Sept. 30, 2000; 23-2)
Shutout Victory	17 (at Cleveland, August 12, 2021)
Defeat	16 (six times, last: at Baltimore, Aug. 16, 2015; 2-18)
Shutout Defeat	16 (at Kansas City, June 25, 1984)
Largest Deficit Overcome to Win	10 (vs. Min., July 20, 2009)
Largest Lead Surrendered to Lose	8 (at Texas, May 5, 2000)

### Errors

Season, Most	190 (1977)
Season, Fewest	72 (2021)
Game, Most	7 (vs. Cleveland, June 7, 1987) 7 (at Chicago, Sept. 20, 1977) 7 (vs. Kansas City, July 24, 1976)
Consecutive Games, No Errors	15 (June 25-July 9, 2016)

### Double Plays Turned

Most, Season	195 (1996)
Game	6 (at Chicago, May 17, 1995) 6 (at Kansas City, Sept. 13, 1970)

## TEAM BATTING

### Batting Average

Highest	.270 (2000, 2004)
Lowest	.216 (2022)

### Slugging Percentage

Highest	.458 (2000)
Lowest	.343 (1968)

### On-Base Percentage

Highest	.360 (2000)
Lowest	.281 (2022)

### Most At Bats

Season	5728 (2004)
Game	.76 (at Washington, June 4, 1971; 21 innings)
Game, Nine Innings	51 (at Houston, Sept. 10, 2019) 51 (at Boston, June 14, 1969)

### Most Runs

Season	947 (2000)
Game	.23 (vs. Texas, Sept. 30, 2000)
Game, Loss	16 (at Texas, May 5, 2000; 16-17)
Game, Both Clubs	33 (at Texas, May 5, 2000; 16-17)
Inning	.13 (vs. California, July 5, 1996; 1st)
Consecutive Innings, No Runs	31.0 (May 5-10, 1978)
Two Consecutive Games	34 (June 18-19, 2000) 34 (June 14-15, 1969)
Three Consecutive Games	44 (June 17-19, 2000)
Consecutive Games, One Or More Runs	104 (May 10-Sept. 8, 2019) 104 (June 18, 2001-April 10, 2002)

### Most Hits

Season	1545 (2004)
Game, Nine Innings	25 (at Houston, Sept. 10, 2019) 25 (at Boston, June 14, 1969)
Game, Extra Innings	.29 (at Texas, July 1, 1979; 15 inn.)
Inning	.10 (at Baltimore, Sept. 12, 2018, 3rd inn.) 10 (at Minnesota, Sept. 11, 2013; 4th inn.) 10 (at Kansas City, May 3, 2000; 7th inn.)

### Most Singles

Season	1061 (1983)
Game	.25 (at Texas, July 1, 1979; 15 inn.)

### Most Doubles

Season	336 (2004)
Game	.08 (seven times, last: vs. Houston, Aug. 18, 2018)

### Most Triples

Season	.46 (2015)
Game	.04 (at Texas, July 26, 2018)

### Most Home Runs

Season	.257 (2019)
Season, Home	.129 (2017)
Season, Road	.136 (2018)
Season, Grand Slam	.14 (2000)
Season, Inside The Park	.02 (1968, 1970, 1979, 1986, 2000)
Season, vs. one team	.35 (Seattle, 2019) .35 (Texas, 2019)
Season, Back-To-Back	.13 (2000)
Players with 30 or More Home Runs	3 (1996, 1999, 2001, 2019)
Players with 20 or More Home Runs	7 (2019)
Players with 10 or More Home Runs	10 (2019)
Month	.55 (June 1996 and Aug. 1999)
Game	.08 (at California, June 27, 1996)
Game, Grand Slam	.02 (at Toronto, Aug. 24, 2003) .02 (at Seattle, Sept. 10, 2007)
Inning	.04 (vs. Chicago, April 27, 2002, 3rd inning: Hatteberg, Long, Pena, Menechino) .04 (vs. Tampa Bay, Aug. 1, 1999, 4th inning: Tejada, Chavez, Giambi, Jaha) .04 (vs. Boston, Aug. 21, 1997, 3rd inning: Giambi, Young, McDonald, Canseco)
Consecutive	.03 (nine times, last: vs. Texas, July 24, 2022 (Murphy, Pinder, Kemp))
Consecutive games with a home run	.23 (July 2-27, 1996)
Two consecutive games	.12 (June 25-27, 1996)
Three consecutive games	.15 (June 25-28, 1996)
Four consecutive games	.18 (June 25-29, 1996)

### Most Total Bases

Season	2546 (1996)
Game	.46 (at Houston, Sept. 10, 2019)
Inning	.21 (at Kansas City, May 3, 2000; 7th inn.)

### Most Extra Base Hits

Season	.572 (2019)
Game	.11 (four times, last: at Minnesota, Sept. 11, 2013)
Inning	.05 (six times, last: at San Francisco, Aug. 16, 2020; 5th)

### Most Runs Batted In

Season	.908 (2000)
Game	.23 (vs. Texas, Sept. 30, 2000)

### Most Walks

Season	.770 (1999)
Game	.15 (at Baltimore, Sept. 19, 2000)

### Most Strikeouts

Season	1491 (2017)
Game, Nine Innings	.19 (at Cleveland, May 30, 2017) .19 (at Seattle, June 24, 1997)
Game, Extra Innings	.21 (vs. Tampa Bay, July 30, 2012)

## OAKLAND A'S MILESTONE HITS

1	John Donaldson, April 10, 1968 at Baltimore
10000	Phil Garner, June 27, 1975 at California
20000	Dwayne Murphy, June 1, 1983 at Milwaukee
30000	Mike Gallego, May 30, 1990 vs. Toronto
40000	Matt Stairs, August 15, 1997 at Chicago
50000	Damian Miller, July 26, 2004 vs. Seattle
60000	Hideki Matsui, August 1, 2011 at Seattle
70000	Mark Canha, September 28, 2018 at Los Angeles (AL)

## Most Hit By Pitch

Season	98 (2021)
Game	5 (at Los Angeles-AL, Aug. 12, 2018) 5 (at Anaheim, June 7, 2001)

## Most Sacrifice Hits

Season	108 (1978)
Game	4 (nine times, last: vs. Cleveland, June 22, 1985)

## Most Sacrifice Flies

Season	77 (1984)
Game	3 (33 times, last: vs. Seattle, Sept. 27, 2017)

## Most Grounded Into Double Plays

Season	170 (2006)
Game	5 (10 times, last: vs. San Diego, July 3, 2018)

## Most Stolen Bases

Season	341 (1976)
Season, vs. One Team	57 (Minnesota, 1976)
Game	12 (at Minnesota, Aug. 1, 1976)
Game, Steals of Home	2 (vs. Kansas City, May 28, 1980) 2 (vs. Detroit, May 3, 1980)
Inning	5 (at Boston, July 17, 1983)
Consecutive, No Caught Stealing	22 (Oct. 2, 1991-April 10, 1992)

## TEAM PINCH HITTING

Highest Average, Season	345 (1997)
At Bats, Season	213 (1969)
Hits, Season	57 (1997)
Home Runs, Season	8 (1970)
Runs Batted In, Season	31 (1997)
Pinch Hitters Used, Game	10 (vs. Chicago, Sept. 19, 1972; 15 inn.)
Pinch Hitters Used, Game, Nine innings	6 (nine times, last: Sept. 12, 2018 at Baltimore)

## TEAM PITCHING

### Earned Run Average

Lowest	2.58 (1972)
Highest	5.48 (1997)

### Complete Games

Most	94 (1980)
Fewest	0 (2022)
Consecutive	9 (Aug. 9-17, 1980)

### Shutouts

Most	23 (1972)
Fewest	1 (1997)
Consecutive	3 (four times, last: Aug. 28-31, 1996)
Consecutive Shutout Innings	37 (Aug. 13-17, 1983)

## Saves

Most	64 (1988 and 1990)
Fewest	13 (1980)

## Innings Pitched

Most	1489.1 (1988)
Fewest	1426.1 (2022)

## Hits

Most, Season	1734 (1997)
Most, Game	26 (at Baltimore, Aug. 16, 2015)
Most, Inning	10 (at Baltimore, Aug. 16, 2015; 5th inn.) 10 (at New York, July 18, 1993; 7th inn.)
Fewest, Season	1170 (1972)

## Runs Allowed

Most, Season	946 (1997)
Most, Game	22 (at New York-AL, Aug. 25, 2011)
Most, Inning	12 (vs. Texas, July 3, 1983; 15th inn.)
Fewest, Season	457 (1972)

## Earned Runs Allowed

Most	880 (1997)
Fewest	406 (1972)

## Walks

Most, Season	680 (1993)
Most, Season, Intentional	78 (1968)
Most, Game	14 (vs. Detroit, Aug. 27, 1993)
Most, Game, Intentional	4 (11 times, last: vs. New York (AL), June 13, 2013)
Fewest, Season	406 (2014)
Fewest, Season, Intentional	11 (2021)

## Strikeouts

Most, Season	1332 (2021)
Most, Nine Inning Game	19 (vs. Detroit, Sept. 7, 2019)
Most, Extra Inning Game	26 (vs. Cal., July 9, 1971; 20 inn.)
Fewest, Season	695 (1984)

## Doubles

Most, Season	346 (1997)
Most, Game	11 (vs. Cleveland, July 1, 2018)

## Triples

Most, Season	48 (1983)
Most, Game	4 (at Toronto, Sept. 11, 1983)

## Home Runs

Most, Season	210 (2017)
Most, Game	7 (at Los Angeles-AL, Aug. 4, 2022) 7 (at Houston, Sept. 9, 2019) 7 (at Seattle, April 11, 1985)
Most, Inning	4 (at Seattle, Sept. 21, 1996) 4 (at Minnesota, May 16, 1983)
Most Grand Slams, Season	8 (1993 and 1999)
Fewest, Season	90 (1974)
Fewest Grand Slams, Season	0 (1974 and 2003)
Consecutive Innings, No HR	136.2 (June 19-July 4, 1974)

## 10 OR MORE RUNS IN AN INNING IN OAKLAND HISTORY

Runs	Opponent	Inning	Date	Runs	Opponent	Inning	Date
13	California	B-1	July 5, 1996	10	at Minnesota	T-4	September 11, 2013
10	Milwaukee	B-4	May 9, 1972	10	at Chicago (AL)	T-4	September 15, 2015
10	at New York	T-5	August 29, 1989	10	at Baltimore	T-3	September 12, 2018
10	Seattle	B-3	June 23, 1992	10	Baltimore	B-6	June 18, 2019
10	at Kansas City	T-3	June 18, 2000				

## Hit Batters

Most, Season	72 (2022)
Most, Game	4 (vs. Texas, April 20, 2003)
Fewest, Season	19 (1972)

## Wild Pitches

Most, Season	86 (2018)
Most, Game	5 (at Seattle, July 23, 2021)
Fewest, Season	28 (1974)

## Balks

Most, Season	76 (1988)
Most, Game	5 (at Seattle, April 13, 1988)
Fewest, Season	1 (1974, 2000, 2013, 2014)

## INDIVIDUAL BATTING

### Highest Batting Average

Career	.300 (Jason Giambi, 1995-2001, 09)
Season, Left Hander	.342 (Jason Giambi, 2001)
Season, Right Hander	.336 (Carney Lansford, 1989)
Season, Switch Hitter	.294 (Billy Burns, 2015)
Season, Pinch Hitter	.636 (Mike Macfarlane, 1998)
Season, Designated Hitter	.328 (Eruviel Durazo, 2004)
Season, Rookie	.307 (Mitchell Page, 1977)

### Highest Slugging Percentage

Career	.551 (Mark McGwire, 1986-97)
Season, Right Hander	.730 (Mark McGwire, 1996)
Season, Left Hander	.660 (Jason Giambi, 2001)
Season, Switch Hitter	.493 (Nick Swisher, 2006)
Season, Rookie	.618 (Mark McGwire, 1987)

### Highest On-Base Percentage

Career	.409 (Rickey Henderson, 1979-84, 89-95, 98)
Season, Left Hander	.477 (Jason Giambi, 2001)
Season, Right Hander	.467 (Mark McGwire, 1996)
Season, Switch Hitter	.381 (Nick Swisher, 2007)
Season, Rookie	.405 (Mitchell Page, 1977)

### Most Games Played

Career	1704 (Rickey Henderson, 1979-84, 89-95, 98)
Season	162 (12 times, last: Marcus Semien, 2019)
Season, Rookie	160 (Phil Garner, 1975)
Consecutive	594 (Miguel Tejada, June 2, 2000-Sept. 28, 2003)

### Most At Bats

Career	6140 (Rickey Henderson, 1979-84, 89-95, 98)
Season	662 (Miguel Tejada, 2002)
Season, Rookie	600 (Jose Canseco, 1986)
Game	9 (11 times, last: Jed Lowrie vs. Los Angeles-AL, April 29, 2013)

### Most Runs

Career	1270 (Rickey Henderson, 1979-84, 89-95, 98)
Season	123 (Marcus Semien, 2019)
	123 (Reggie Jackson, 1969)
Season, Rookie	104 (Terrence Long, 2000)
Game	5 (Luis Polonia at Kansas City, Sept. 9, 1988)
	5 (Mark McGwire at Cleveland, June 27, 1987)
	5 (Mike Edwards vs. Texas, Sept. 8, 1978)

## Most Hits

Career	1768 (Rickey Henderson, 1979-84, 89-95, 98)
Season, Right Hander	204 (Miguel Tejada, 2002)
Season, Left Hander	190 (Mark Kotsay, 2004)
Season, Switch Hitter	175 (Jed Lowrie, 2013)
Season, Pinch Hitter	13 (Dave Magadan, 1997)
	13 (Tommy Davis, 1971)
	13 (Bob Johnson, 1969)
Season, Rookie	168 (Terrence Long, 2000)
	168 (Ben Grieve, 1998)
Game	5 (31 times, last: Josh Donaldson at Chicago-AL, Sept. 9, 2014)
Consecutive	8 (Josh Reddick, May 7-8, 2016)
	8 (Dave Magadan, Aug. 26-30, 1997)
	8 (Brent Gates, May 23-24, 1994)
Hitting Streak	25 (Jason Giambi, May 12-June 23, 1997)
Consecutive Games Reaching Base	.62 (Mark McGwire, Sept. 16, 1995-June 18, 1996)
Consecutive At Bats, No Hits	.40 (Jose Canseco, Aug. 8-23, 1986)

## Multiple Hit Games

Career	474 (Rickey Henderson, 1979-84, 89-95, 98)
Season	57 (Mark Kotsay, 2004)
	57 (Miguel Tejada, 2002)
Season, Rookie	49 (Terrence Long, 2000)
	49 (Brent Gates, 1993)
Season, Five-Hit Games	.2 (Adam Kennedy, 2009)
	2 (Sal Bando, 1969)
Season, Four-Hit Games	.5 (Carney Lansford, 1988)
	5 (Claudell Washington, 1975)
Season, Three-Hit Games	.19 (Mark Kotsay, 2004)
	19 (Jason Giambi, 1999)
	19 (Carney Lansford, 1989)

## Most Singles

Career	1271 (Rickey Henderson, 1979-84, 89-95, 98)
Season	153 (Carney Lansford, 1989)
Season, Rookie	121 (Billy Burns, 2015)
Game	5 (Stan Javier vs. Cleveland, July 18, 1988)
	5 (Sal Bando at Washington, Sept. 30, 1969)

## Most Doubles

Career	289 (Rickey Henderson, 1979-84, 89-95, 98)
Season	49 (Jed Lowrie, 2017)
Season, Rookie	41 (Ben Grieve, 1998)
Game	3 (31 times, last: Sean Murphy at Texas, Sept. 13, 2019)

## Most Triples

Career	41 (Rickey Henderson, 1979-84, 89-95, 98)
Season	12 (Phil Garner, 1976)
Season, Rookie	10 (Luis Polonia, 1987)
Game	2 (12 times, last: <b>Seth Brown vs. Los Angeles-AL, Sept. 3, 2019</b> )

## Most Home Runs

Career	363 (Mark McGwire, 1986-97)
Career, Pinch Hit	6 (Chad Pinder, 2016-22)
Career, Designated Hitter	98 (Dave Kingman, 1984-86)
Career, Grand Slams	9 (Mark McGwire, 1986-97)
Career, Inside The Park	4 (Reggie Jackson, 1968-75, 87)
Career, Leadoff	43 (Rickey Henderson, 1979-84, 89-95, 98)
Season, Right Hander	52 (Mark McGwire, 1996)
Season, Left Hander	47 (Reggie Jackson, 1969)
Season, Switch Hitter	35 (Nick Swisher, 2006)
Season, Pinch Hitter	4 (Jeff Burroughs, 1982)
Season, Designated Hitter	46 (Khris Davis, 2018)
Season, Grand Slams	4 (Jason Giambi, 2000)
Season, Inside The Park	2 (Reggie Jackson, 1968)

Season, Leadoff .....	7 (Rickey Henderson, 1993)
Season, Rookie .....	49 (Mark McGwire, 1987)
Season, Home .....	27 (Jason Giambi, 2001)
Season, Road .....	28 (Mark McGwire, 1987 and 1996)
	28 (Jose Canseco, 1991)
Month .....	15 (Mark McGwire, May, 1987)
Game .....	3 (16 times, last: Khris Davis vs. Texas, May 17, 2016)
Game, Both Sides of Plate .....	eight times, last: Coco Crisp (at New York-AL, Aug. 24, 2011)
Two Consecutive Games .....	5 (Josh Reddick, Aug. 9-10, 2013)
	5 (Mark McGwire, June 27-28, 1987)
	5 (Mark McGwire, June 10-11, 1995)
Inning .....	2 (Mark McGwire, Sept. 22, 1996; 5th inn.)
Consecutive Games With Home Run .....	6 (Frank Thomas, Sept. 5-11, 2006)
Consecutive At Bats With Home Run .....	4 (Mike Epstein vs. Washington, June 15-16, 1971)
Home Run, First Major League At Bat .....	(Terry Steinbach, Sept. 12, 1986 at Cleveland)
	(Joe Keough, Aug. 7, 1968 at New York, G#2)
Consecutive At Bats, No Home Runs .....	837 (Walt Weiss, April 26, 1990-October 4, 1992)

### Most RBI

Career .....	941 (Mark McGwire, 1986-97)
Season, Left Hander .....	137 (Jason Giambi, 2000)
Season, Right Hander .....	131 (Miguel Tejada, 2002)
Season, Switch Hitter .....	101 (Ruben Sierra, 1993)
Season, Pinch Hitter .....	12 (Tommy Davis, 1971)
	12 (Jeff Burroughs, 1982)
Season, Designated Hitter .....	118 (Khris Davis, 2018)
Season, Rookie .....	118 (Mark McGwire, 1987)
Game .....	10 (Reggie Jackson at Boston, June 14, 1969)
Inning .....	6 (Matt Stairs vs. California, July 5, 1996; 1st inn.)
Consecutive Games With RBI .....	10 (Rick Monday, April 20-30, 1969)

### Most Total Bases

Career .....	2640 (Rickey Henderson, 1979-84, 89-95, 98)
Season .....	347 (Jose Canseco, 1988)
Season, Rookie .....	344 (Mark McGwire, 1987)
Game .....	14 (Harold Baines vs. Baltimore, May 7, 1991)

### Most Extra Base Hits

Career .....	563 (Mark McGwire, 1986-97)
Season .....	87 (Jason Giambi, 2001)
Season, Rookie .....	81 (Mark McGwire, 1987)
Game .....	4 (six times, last: Ryon Healy vs. Wash., June 3, 2017)

### Most Walks

Career .....	1227 (Rickey Henderson, 1979-84, 89-95, 98)
Career, Intentional .....	84 (Reggie Jackson, 1968-75, 87)
Season .....	137 (Jason Giambi, 2000)
Season, Rookie .....	86 (Wayne Gross, 1977)
Season, Intentional .....	24 (Jason Giambi, 2001)
Game .....	5 (five times, last: Matt Chapman at Cleveland, August 12, 2021)
Consecutive .....	7 (Jose Canseco, Aug. 4-5, 1992)

### Most Strikeouts

Career .....	1180 (Reggie Jackson, 1968-75, 87)
Season .....	202 (Matt Chapman, 2021)
Season, Rookie .....	175 (Jose Canseco, 1986)
Game .....	5 (nine times, last: Matt Chapman vs. Houston, Sept. 24, 2021)
Two Consecutive Games .....	8 (four times, last: Matt Chapman, Sept. 4-5, 2020)
Consecutive Plate Appearances, No Strikeouts .....	137 (Felipe Alou, April 27-June 3, 1970)

### Most Hit By Pitch

Career .....	80 (Mark Canha, 2015-21)
Season .....	27 (Mark Canha, 2021)
Season, Rookie .....	15 (Olmedo Saenz, 1999)
Game .....	2 (44 times, last: Tony Kemp vs. Los Angeles-AL, May 15, 2022)

### Most Sacrifice Hits

Career .....	101 (Bert Campaneris, 1968-76)
Season .....	22 (Dwayne Murphy, 1980)
Season, Rookie .....	21 (Phil Garner, 1975)
Game .....	2 (64 times, last: Sonny Gray at Atlanta, Aug. 16, 2014)

### Most Sacrifice Flies

Career .....	59 (Mark McGwire, 1986-97)
Season .....	14 (Dave Kingman, 1984)
Season, Rookie .....	9 (Jose Canseco, 1986)
Game .....	2 (27 times, last: Stephen Vogt at Tampa Bay, May 24, 2015)

### Most Grounded Into Double Plays

Career .....	137 (Terry Steinbach, 1986-96)
Season .....	32 (Ben Grieve, 2000)
Season, Rookie .....	20 (Bobby Crosby, 2004)
Game .....	2 (209 times, last: Mitch Moreland at Chicago-AL, August 17, 2021)

### Most Stolen Bases

Career .....	867 (Rickey Henderson, 1979-84, 89-95, 98)
Season .....	130 (Rickey Henderson, 1982)
Season, Rookie .....	42 (Mitchell Page, 1977)
Game .....	5 (Rickey Henderson vs. Seattle, July 29, 1989)
	5 (Bert Campaneris vs. Minnesota, May 24, 1976)
Consecutive .....	36 (Coco Crisp, July 16, 2011-June 19, 2012)

### Most Caught Stealing

Career .....	219 (Rickey Henderson, 1979-84, 89-95, 98)
Season .....	42 (Rickey Henderson, 1982)
Season, Rookie .....	21 (Mike Edwards, 1978)
Game .....	3 (Rickey Henderson at California, July 27, 1982)

## INDIVIDUAL PITCHING

### Most Games Won

Career .....	131 (Jim Hunter, 1968-74)
Season, Right Hander .....	27 (Bob Welch, 1990)
Season, Left Hander .....	24 (Vida Blue, 1971)
Season, Rookie .....	13 (Tommy Milone, 2012)
	13 (Jarrod Parker, 2012)
Consecutive .....	13 (Jim Hunter, 1973)

## Most Games Lost

Career.....	105 (Rick Langford, 1977-86)
Season, Right Hander.....	20 (Brian Kingman, 1980)
Season, Left Hander.....	19 (Vida Blue, 1977)
Season, Rookie.....	19 (Rick Langford, 1977)
Consecutive.....	14 (Matt Keough, 1979)
Consecutive Over Two Seasons.....	18 (Matt Keough, Sept. 11, 1978-Aug. 8, 1979)

## Most Saves

Career.....	320 (Dennis Eckersley, 1987-95)
Season, Right Hander.....	51 (Dennis Eckersley, 1992)
Season, Left Hander.....	22 (Sean Doolittle, 2014)
Season, Rookie.....	26 (Andrew Bailey, 2009)
Consecutive Saves.....	44 (Grant Balfour, May 5, 2012-July 22, 2013)

## Lowest Earned Run Average

Career.....	2.74 (Dennis Eckersley, 1987-95)
Season, Starter.....	1.82 (Vida Blue, 1971)
Season, Reliever (min. 50 ip).....	0.61 (Dennis Eckersley, 1990)
Season, Rookie (min. 100 ip).....	2.93 (Dave Hamilton, 1972)

## Most Games

Career.....	525 (Dennis Eckersley, 1987-95)
Season.....	84 (Billy Koch, 2002)
Season, Rookie.....	71 (Ryan Cook, 2012) 71 (Aaron Small, 1997)
Consecutive.....	6 (four times, last: Buddy Groom, July 11-19, 1999)

## Most Games Started

Career.....	262 (Vida Blue, 1969-77)
Season.....	41 (Jim Hunter, 1974)
Season, Rookie.....	33 (Joe Blanton, 2005)

## Most Complete Games

Career.....	105 (Vida Blue, 1969-77)
Season.....	28 (Rick Langford, 1980)
Season, Rookie.....	8 (Steve McCatty, 1979)
Consecutive.....	22 (Rick Langford, May 23-Sept. 12, 1980)
Consecutive Won.....	9 (Rick Langford, July 15-Aug. 15, 1980)

## Most Shutouts

Career.....	28 (Vida Blue, 1969-77)
Season.....	8 (Vida Blue, 1971)
Season, Rookie.....	2 (Chris Codiroli, 1983) 2 (John Johnson, 1978) 2 (Vida Blue, 1970)
Consecutive.....	3 (Bobby Witt, June 23, 28, July 3, 1994) 3 (Mike Torrez, Sept. 3, 7, 11, 1976)
Consecutive Scoreless IP, Reliever.....	39.0 (Brad Ziegler, 2008)
Consecutive Scoreless IP, Starter.....	37.0 (Mike Torrez, 1976)

## Most Innings Pitched

Career.....	1946.0 (Vida Blue, 1969-77)
Season.....	318 (Jim Hunter, 1974)
Season, Rookie.....	208.1 (Rick Langford, 1977)
Game.....	14.0 (four times, last: Steve McCatty vs. Seattle, Aug. 10, 1980)

## Hits

Career, Most.....	1650 (Vida Blue, 1969-77)
Season, Most.....	284 (Vida Blue, 1977)
Season, Rookie.....	223 (Rick Langford, 1977)
Season, Low-Hit Games (0,1,2).....	3 (Ron Darling, 1992) 3 (Mike Torrez, 1976) 3 (Jim Hunter, 1972)
Game, Most.....	17 (Mike Norris vs. Milwaukee, Sept. 26, 1980)
Game, Fewest.....	0 Mike Fiers vs. Cincinnati, May 7, 2019

Sean Manaea vs. Boston, April 21, 2018	
Dallas Braden vs. Tampa Bay, May 9, 2010 (Perfect game)	
Dave Stewart at Toronto, June 29, 1990	
Mike Warren vs. Chicago, Sept. 29, 1983	
Vida Blue, Glenn Abbott, Paul Lindblad and Rollie Fingers vs. California, Sept. 28, 1975	
Vida Blue vs. Minnesota, Sept. 21, 1970	
Jim Hunter vs. Minnesota, May 8, 1968 (Perfect game)	
Consecutive Games, Fewest.....	3 (Bobby Witt, June 23-28, 1994)

## Most Runs

Career.....	784 (Dave Stewart, 1986-92, 95)
Season.....	144 (Matt Keough, 1982)
Season, Rookie.....	115 (Chris Codiroli, 1983)
Game.....	14 (Mike Oquist vs. New York, Aug. 3, 1998)

## Most Earned Runs

Career.....	712 (Dave Stewart, 1986-92, 95)
Season.....	133 (Matt Keough, 1982)
Season, Rookie.....	102 (Chris Codiroli, 1983)
Game.....	14 (Mike Oquist vs. New York, Aug. 3, 1998)

## Most Walks

Career.....	655 (Dave Stewart, 1986-92, 95)
Season.....	112 (John Odum, 1969)
Season, Rookie.....	102 (Eric Plunk, 1986)
Game.....	9 (five times, last: Kelly Downs vs. Bal., Aug. 31, 1992)

## Most Strikeouts

Career.....	1315 (Vida Blue, 1969-77)
Season.....	301 (Vida Blue, 1971)
Season, Rookie.....	150 (Brett Anderson, 2009)
Season, 10 strikeout games.....	11 (Vida Blue, 1971)
Game, nine innings.....	16 (Jose Rijo at Seattle, April 19, 1986)
Game, extra innings.....	17 (Vida Blue vs. Cal., July 9, 1971)
Two Consecutive Games.....	30 (Jose Rijo, April 19-24, 1986)
Three Consecutive Games.....	38 (Jose Rijo, April 19-30, 1986)
Inning.....	4 (four times, last: Ryan Dull, April 17, 2018 vs. Chicago-AL; 8th inn.)

## Most Home Runs

Career.....	207 (Jim Hunter, 1968-74)
Season.....	39 (Jim Hunter, 1973)
Season, Rookie.....	28 (Jharel Cotton, 2017)
Game.....	5 (four times, last: Mike Fiers at Houston, Sept. 9, 2019)
Consecutive IP, No HR, Starter.....	137.0 (Vida Blue, May 2-Aug. 1, 1976)
Consecutive IP, No HR, Reliever.....	90.1 (Paul Lindblad, May 31, 1975 to April 13, 1976) 90.1 (Rollie Fingers, June 8 to October 2, 1976)

## Most Hit Batters

Career.....	65 (Barry Zito, 2000-06)
Season.....	13 (Chris Bassitt, 2019) 13 (Barry Zito, 2001, 2005 and 2006)
Season, Rookie.....	10 (A.J. Puk, 2022)
Game.....	10 (Steve McCatty, 1979) 3 (13 times, last: Cole Irvin at Texas, July 9, 2021)

## Most Wild Pitches

Career.....	79 (Dave Stewart, 1986-92, 95)
Season.....	22 (Mike Moore, 1992)
Season, Rookie.....	15 (Blake Stein, 1998)
Game.....	4 (Stan Bahnsen vs. California, July 5, 1975)



# FRANCHISE CAREER BATTING LEADERS

## Games

Campaneris	1795
Henderson	1704
Dykes	1702
Bando	1468
Johnson, B.	1459
Suder	1421
Davis, H.	1413
Murphy, Da.	1412
Miller	1361
Valo	1361

## Runs

Henderson	1270
Johnson, B.	997
Campaneris	983
Foxx	975
Simmons	969
Bishop	882
Dykes	881
Cochrane	823
Davis, H.	811
McGwire	773

## Doubles

Dykes	365
Simmons	348
Davis, H.	319
Johnson, B.	307
Miller	292
Henderson	289
Chavez	282
Murphy, Da.	279
Moses	274
Campaneris	270

## Walks

Henderson	1227
Bishop	1046
Johnson	853
McGwire	847
Valo	820
Bando	792
Foxx	781
Joost	768
Hartsell	733
Murphy, Dw.	694

## Stolen Bases

Henderson	867
Campaneris	566
Collins	377
North	232
Davis, H.	223
Hartsell	195
Oldring	187
Murphy, Da.	185
Baker, F.	172
Crisp	169

## At Bats

Campaneris	7180
Henderson	6140
Dykes	6023
Johnson, B.	5428
Davis, H.	5367
Bando	5145
Murphy, Da.	5138
Simmons	5130
Suder	5085
Chavez	4783

## Hits

Campaneris	1882
Simmons	1827
Henderson	1768
Dykes	1705
Johnson, B.	1617
Davis, H.	1500
Foxx	1492
Murphy, Da.	1489
Miller	1483
Lansford	1317
Cochrane	1317

## Triples

Murphy, Da.	102
Simmons	98
Baker	88
Collins	84
Davis, H.	82
Foxx	79
Oldring	75
Hartsel	74
Miller	74
Dykes	73


## Strikeouts

Jackson	1226
Canseco	1096
McGwire	1043
Campaneris	933
Chavez	922
Henderson	915
Murphy, Dw.	883
Green	785
Davis, K.	723
Dykes	706

## Batting Average

Simmons	.356
Foxx	.339
Collins	.336
Cochrane	.321
Baker	.321
McInnis	.313
Miller	.311
Cramer	.308
Moses	.307
Hale	.305

(Min. 2500 plate appearances)



Bert "Campy" Campaneris

## Home Runs

McGwire	363
Foxx	302
Jackson	269
Canseco	254
Johnson, B.	252
Chavez	230
Simmons	209
Giambi	198
Bando	192
Zernial	191

## Total Bases

Simmons	2998
Johnson, B.	2824
Foxx	2813
Henderson	2640
Campaneris	2502
Dykes	2474
McGwire	2451
Jackson	2323
Chavez	2288
Miller	2206

## Slugging Percentage

Foxx	.640
Simmons	.584
McGwire	.551
Giambi	.531
Johnson, B.	.520
Canseco	.507
Jackson	.496
Davis, K.	.493
Cochrane	.490
Zernial	.489

(Min. 2500 plate appearances)

## Runs Batted In

Simmons	1178
Foxx	1075
Johnson, B.	1040
McGwire	941
Bando	796
Canseco	793
Chavez	787
Jackson	776
Dykes	764
Miller	762
Davis, H.	762

## Extra Base Hits

Simmons	655
Foxx	638
Johnson, B.	631
McGwire	563
Chavez	532
Jackson	530
Dykes	524
Henderson	497
Davis, H.	470
Miller	460

## On-Base Percentage

Foxx	.440
Fain	.426
Bishop	.423
Collins	.422
Cochrane	.412
Henderson	.409
Giambi	.406
Valo	.403
Simmons	.398
Johnson, B.	.395

(Min. 2500 plate appearances)

# OAKLAND CAREER BATTING LEADERS

## Games

Henderson.....	1704
Bando.....	1410
McGwire.....	1329
Chavez.....	1320
Jackson.....	1311
Campaneris.....	1295
Murphy.....	1213
Lansford.....	1203
Steinbach.....	1199
Rudi.....	1088

## Runs

Henderson.....	1270
McGwire.....	773
Jackson.....	743
Chavez.....	730
Bando.....	725
Campaneris.....	722
Canseco.....	662
Giambi.....	640
Lansford.....	617
Murphy.....	614

## Doubles

Henderson.....	289
Chavez.....	282
Giambi.....	241
Jackson.....	230
Rudi.....	214
Bando.....	208
Lowrie.....	205
Steinbach.....	205
Ellis.....	204
Lansford.....	201

## Walks

Henderson.....	1227
McGwire.....	847
Bando.....	775
Murphy.....	694
Giambi.....	636
Jackson.....	623
Chavez.....	565
Tenace.....	475
Canseco.....	469
Phillips.....	413

## Stolen Bases

Henderson.....	867
Campaneris.....	398
North.....	232
Crisp.....	169
Lansford.....	146
Jackson.....	144
Davis, R.....	142
Canseco.....	135
Davis, M.....	121
Page.....	104

## At Bats

Henderson.....	6140
Campaneris.....	5159
Bando.....	4991
Chavez.....	4783
Lansford.....	4568
Jackson.....	4568
McGwire.....	4448
Steinbach.....	4162
Murphy.....	4047
Canseco.....	3970

## Hits

Henderson.....	1768
Campaneris.....	1355
Lansford.....	1317
Bando.....	1279
Chavez.....	1276
Jackson.....	1207
McGwire.....	1157
Steinbach.....	1144
Giambi.....	1100
Rudi.....	1079

## Triples

Henderson.....	41
Campaneris.....	39
Rudi.....	32
Phillips.....	29
Crisp.....	26
Lansford.....	23
Jackson.....	23
North.....	23
Bando.....	22
Ellis.....	22


## Strikeouts

Jackson.....	1180
Canseco.....	1096
McGwire.....	1043
Chavez.....	922
Henderson.....	915
Murphy.....	883
Davis, K.....	723
Steinbach.....	689
Bando.....	675
Giambi.....	674

## Batting Average

Giambi.....	300
Lansford.....	288
Henderson.....	288
Kotsay.....	282
Grieve.....	280
Steinbach.....	275
Rudi.....	273
North.....	271
Lowrie.....	271
Tejada.....	270

(Min. 2000 plate appearances)



Rickey Henderson

## Home Runs

McGwire.....	363
Jackson.....	268
Canseco.....	254
Chavez.....	230
Giambi.....	198
Bando.....	192
Henderson.....	167
Davis, K.....	159
Tejada.....	156
Murphy.....	153

## Total Bases

Henderson.....	2640
McGwire.....	2451
Chavez.....	2288
Jackson.....	2287
Bando.....	2107
Canseco.....	2012
Giambi.....	1949
Lansford.....	1846
Steinbach.....	1773
Campaneris.....	1764

## Slugging Percentage

McGwire.....	.551
Giambi.....	.531
Olson.....	.511
Stairs.....	.509
Canseco.....	.507
Jackson.....	.501
Davis, K.....	.493
Chavez.....	.478
Chapman.....	.478
Grieve.....	.475

(Min. 2000 plate appearances)

## Runs Batted In

McGwire.....	941
Canseco.....	793
Bando.....	789
Chavez.....	787
Jackson.....	770
Giambi.....	715
Henderson.....	648
Tejada.....	604
Steinbach.....	595
Murphy.....	563

## Extra Base Hits

McGwire.....	563
Chavez.....	532
Jackson.....	521
Henderson.....	497
Canseco.....	448
Giambi.....	446
Bando.....	422
Rudi.....	362
Tejada.....	358
Steinbach.....	351

## On-Base Percentage

Henderson.....	.409
Giambi.....	.406
Cust.....	.381
McGwire.....	.380
Tenace.....	.374
Grieve.....	.370
North.....	.364
Stairs.....	.363
Bando.....	.360
Jackson.....	.357

(Min. 2000 plate appearances)

# FRANCHISE CAREER PITCHING LEADERS

## Games

Eckersley	525
Plank	523
Fingers	502
Rommel	500
Lindblad	479
Walberg	412
Grove	402
Honeycutt	387
Bender	385
Hunter	363

## Complete Games

Plank	362
Bender	230
Grove	179
Waddell	168
Rommel	147
Coombs	135
Walberg	126
Hunter	116
Blue	105
Kellner	95

## Wins

Plank	284
Grove	195
Bender	193
Rommel	171
Hunter	161
Walberg	134
Waddell	131
Blue	124
Stewart	119
Coombs	115

## Innings Pitched

Plank	3860.2
Bender	2602.0
Rommel	2556.1
Hunter	2456.1
Grove	2401.0
Walberg	2186.2
Blue	1945.2
Waddell	1869.1
Kellner	1730.1
Stewart	1717.1

## Games Started

Plank	459
Hunter	340
Bender	288
Grove	267
Walberg	266
Blue	262
Rommel	249
Stewart	245
Kellner	239
Zito	224

## Shutouts


Plank	59
Waddell	37
Bender	37
Hunter	31
Blue	28
Coombs	28
Grove	20
Rommel	18
Dygart	16
Bush	15
Walberg	15

## Losses

Plank	162
Rommel	119
Walberg	114
Hunter	113
Kellner	108
Langford	105
Bender	102
Harriss	93
Blue	86
Naylor	83

## Walks

Plank	913
Walberg	853
Grove	740
Odom	732
Rommel	724
Kellner	717
Hunter	687
Marchildon	682
Stewart	655
Blue	617



Eddie Plank

## Saves

Eckersley	320
Fingers	136
Taylor	100
Street	94
Bailey	75
Isringhausen	75
Treinen	67
Balfour	64
Howell	61
Koch	44
Foulke	44

(Since 1969)

## Strikeouts

Plank	1985
Waddell	1576
Bender	1536
Grove	1523
Hunter	1520
Blue	1315
Stewart	1152
Zito	1098
Walberg	907
Hudson	899

## ERA

Waddell	1.97
Morgan	2.15
Bender	2.32
Plank	2.39
Coombs	2.60
Dygart	2.65
Grove	2.88
Fingers	2.91
Holtzman	2.92
Blue	2.94

(Min. 750 innings pitched)

## Winning Percentage

Grove	195-79	.712
Hudson	92-39	.702
Mulder	81-42	.659
Bender	193-102	.654
Plank	284-162	.637
Coombs	115-67	.632
Earnshaw	98-58	.628
Zito	102-63	.618
Welch	96-60	.615
Waddell	131-82	.615

(Min. 100 decisions)

## RELIEF PITCHERS SAVE RULE

A pitcher is credited with a save when he meets all three of the following conditions:

1. He is the finishing pitcher in a game won by his club, and
2. He is not the winning pitcher, and
3. He qualifies under one of the following conditions:
  - a. He enters the game with a lead of no more than three runs and pitches for at least one inning, or
  - b. He enters the game with the potential tying run on base, at bat, or on deck (that is, the potential tying run is either on base or is one of the first two batsmen he faces), or
  - c. He pitches effectively for at least three innings

# OAKLAND CAREER PITCHING LEADERS

## Games

Eckersley	525
Fingers	502
Lindblad	391
Honeycutt	387
Groom	301
Blevins	281
Nelson	281
Taylor	281
Blue	273
Hunter	266

## Complete Games

Blue	105
Hunter	96
Langford	85
Holtzman	54
Keough	53
Norris	52
Stewart	49
McCatty	45
Dobson	42
Odom	34

## Wins

Hunter	131
Blue	124
Stewart	119
Zito	102
Welch	96
Hudson	92
Mulder	81
Holtzman	77
Langford	73
Odom	71

## Innings Pitched

Blue	1945.2
Hunter	1887.0
Stewart	1717.1
Langford	1468.0
Zito	1437.1
Welch	1271.1
Hudson	1240.2
Odom	1202.2
McCatty	1188.1
Norris	1124.1

## Games Started

Blue	262
Hunter	260
Stewart	245
Zito	224
Welch	195
Langford	195
Hudson	183
Odom	178
McCatty	161
Norris	157

## Shutouts

Blue	28
Hunter	24
Holtzman	13
Odom	11
Dobson	10
Langford	10
Stewart	9
Hudson	8
Mulder	8
four players tied	7

## Losses

Langford	105
Blue	86
Stewart	78
Hunter	77
Keough	75
Zito	63
McCatty	63
Odom	61
Fingers	61
Welch	60

## Walks

Stewart	655
Blue	617
Odom	598
Zito	566
McCatty	520
Norris	499
Hunter	493
Welch	469
Keough	456
Langford	402



Jim "Catfish" Hunter

## Saves

Eckersley	320
Fingers	136
Taylor	100
Street	94
Bailey	75
Isringhausen	75
Treinen	67
Balfour	64
Howell	61
Koch	44
Foulke	44

## Strikeouts

Blue	1315
Stewart	1152
Hunter	1139
Zito	1098
Hudson	899
Fingers	784
Welch	677
Odom	675
Mulder	668
Eckersley	658

## ERA

Eckersley	2.74
Fingers	2.91
Holtzman	2.92
Blue	2.94
Lindblad	2.97
Hunter	3.00
Hudson	3.30
Odom	3.38
Gray	3.42
Bassitt	3.44
<i>(Min. 500 innings pitched)</i>	

## Winning Percentage

Hudson	.92-39	.702
Mulder	.81-42	.659
Harden	.40-23	.635
Hunter	.131-77	.630
Zito	.102-63	.618
Lindblad	.42-26	.618
Welch	.96-60	.615
Stewart	.119-78	.604
Blue	.124-86	.590
Moore	.66-46	.589
<i>(Min. 60 decisions)</i>		

## DESIGNATED HITTER RULE

A hitter may be designated to bat for the starting pitcher and all subsequent pitchers without otherwise affecting the status of the pitcher(s) in the game. A designated hitter must be selected prior to the game and must be included on the lineup cards presented to the umpire-in-chief. The DH must come to bat at least one time, unless the opposing Club changes pitchers. The DH is "locked" into the batting order but may be removed for a pinch-hitter or pinch-runner, who in turn becomes the DH. The DH may be used defensively but the pitcher then assumes the batting order of the replaced defensive player. The DH role is terminated if a pitcher switches from the mound to a position on defense, a pinch hitter enters the game to pitch, the pitcher bats or runs for the DH, the DH assumes a position on defense or a player on defense enters the game to pitch. A player listed on the lineup card as both a starting pitcher and DH can continue to bat if he is replaced as the pitcher or continue to pitch if he is replaced as the DH.

# FRANCHISE SEASON BATTING LEADERS

## Games

Semien (2019).....	162
Olson (2018).....	162
Tejada (2001, 02, 03)...	162
Long (2001, 02).....	162
Griffin (1985, 86).....	162
Bando (1968, 69, 73)...	162
Siebern (1962).....	162

## Runs

Simmons (1930).....	152
Foxx (1932).....	151
Lajoie (1901).....	145
Simmons (1932).....	144
Collins (1912).....	137
Joost (1949).....	128
Foxx (1930).....	127
Foxx (1933).....	125
Collins (1913).....	125
Semien (2019).....	123
Jackson (1969).....	123
Foxx (1929).....	123

## Doubles

Simmons (1926).....	53
Lowrie (2017).....	49
Moses (1937).....	48
Lajoie (1901).....	48
Giambi (2001).....	47
McNair (1932).....	47
H. Davis (1905).....	47
Lowrie (2013).....	45
Seybold (1903).....	45
B. Johnson (1933).....	44

## Walks

Joost (1949).....	149
Giambi (2000).....	137
Fain (1949).....	136
Fain (1950).....	133
Giambi (2001).....	129
Bishop (1930).....	128
Bishop (1929).....	128
Joost (1952).....	122
Hartsel (1905).....	121
Valo (1949).....	119
Joost (1948).....	119

## Stolen Bases

RHenderson (1982)....	130
RHenderson (1983)....	108
RHenderson (1980)....	100
Collins (1910).....	81
North (1976).....	75
Collins (1909).....	67
RHenderson (1998)....	66
RHenderson (1984)....	66
RHenderson (1990)....	65
Collins (1912).....	63

## At Bats

Simmons (1932).....	670
Tejada (2002).....	662
Cramer (1933).....	661
Semien (2019).....	657
Simmons (1925).....	654
Finney (1936).....	653
Moses (1937).....	649
Cramer (1934).....	649
Damon (2001).....	644
Cramer (1935).....	644

## Hits

Simmons (1925).....	253
Lajoie (1901).....	229
Simmons (1932).....	216
Cramer (1935).....	214
Foxx (1932).....	213
Simmons (1929).....	212
Simmons (1930).....	211
Moses (1937).....	208
Foxx (1933).....	204
Tejada (2002).....	204

## Triples


Baker (1912).....	21
Baker (1909).....	19
Da. Murphy (1910)....	18
Da. Murphy (1904)....	17
Simmons (1930).....	16
Miller (1929).....	16
Strunk (1915).....	16
Cimoli (1962).....	15
Witt (1916).....	15
Baker (1910).....	15
Collins (1910).....	15

## Strikeouts

Chapman (2021).....	202
Cust (2008).....	197
Davis (2017).....	195
Cust (2009).....	185
Davis (2018).....	175
Canseco (1986).....	175
Jackson (1968).....	171
Davis (2016).....	166
Cust (2007).....	164
Olson (2018).....	163

## Batting Average

Lajoie (1901).....	.422
Simmons (1931).....	.390
Simmons (1925).....	.387
Simmons (1930).....	.381
Collins (1911).....	.365
Simmons (1929).....	.365
Foxx (1932).....	.364
Cochrane (1930).....	.357
Cobb (1927).....	.357
Foxx (1933).....	.356
Lamar (1925).....	.356



Al Simmons

## Home Runs

Foxx (1932).....	58
McGwire (1996).....	52
McGwire (1987).....	49
Davis (2018).....	48
Foxx (1933).....	48
Jackson (1969).....	47
Canseco (1991).....	44
Foxx (1934).....	44
Davis (2017).....	43
Giambi (2000).....	43

## Total Bases

Foxx (1932).....	438
Foxx (1933).....	403
Simmons (1930).....	392
Simmons (1925).....	392
Simmons (1929).....	373
Simmons (1932).....	367
Foxx (1930).....	358
Moses (1937).....	357
Foxx (1934).....	352
Canseco (1988).....	347

## Slugging Percentage

Foxx (1932).....	.749
McGwire (1996).....	.730
Simmons (1930).....	.708
Foxx (1933).....	.703
Giambi (2001).....	.660
Foxx (1934).....	.653
Giambi (2000).....	.647
Lajoie (1901).....	.635
Simmons (1929).....	.642
Simmons (1931).....	.641

## Runs Batted In

Foxx (1932).....	169
Simmons (1930).....	165
Foxx (1933).....	163
Simmons (1929).....	157
Foxx (1930).....	156
Simmons (1932).....	151
Giambi (2000).....	137
Tejada (2002).....	131
Baker (1912).....	130
Foxx (1934).....	130

## Extra Base Hits

Foxx (1932).....	100
Foxx (1933).....	94
Simmons (1930).....	93
Giambi (2001).....	87
Jackson (1969).....	86
Moses (1937).....	86
Simmons (1929).....	84
Semien (2019).....	83
Foxx (1930).....	83
Simmons (1926).....	82

## On-Base Percentage

Giambi (2001).....	.477
Giambi (2000).....	.476
Foxx (1932).....	.469
McGwire (1996).....	.467
Foxx (1929).....	.463
Lajoie (1901).....	.459
Foxx (1935).....	.461
Cochrane (1933).....	.459
Collins (1914).....	.452
Collins (1911).....	.451
Fain (1951).....	.451

# OAKLAND SEASON BATTING LEADERS

## Games

Semien (2019).....	162
Olson (2018).....	162
Tejada (2001, 02, 03)...	162
Long (2001, 02).....	162
Griffin (1985, 86).....	162
Bando (1968, 69, 73)...	162

## Runs

Semien (2019).....	123
Jackson (1969).....	123
Canseco (1988).....	120
RHenderson (1990)....	119
RHenderson (1982)....	119
Giambi (1999).....	115
Canseco (1991).....	115
RHenderson (1984)....	113
RHenderson (1980)....	111
Giambi (2001).....	109

## Doubles

Lowrie (2017).....	49
Giambi (2001).....	47
Lowrie (2013).....	45
Semien (2019).....	43
Chavez (2001).....	43
Chapman (2018).....	42
Tejada (2003).....	42
Piscotty (2018).....	41
Grieve (1998).....	41
Giambi (1997).....	41

## Walks

Giambi (2000).....	137
Giambi (2001).....	129
RHenderson (1998)....	118
Bando (1970).....	118
RHenderson (1980)....	117
McGwire (1996).....	116
RHenderson (1982)....	116
Jackson (1969).....	114
Bando (1969).....	111
Cust (2008).....	111

## Stolen Bases

RHenderson (1982)....	130
RHenderson (1983)....	108
RHenderson (1980)....	100
North (1976).....	75
RHenderson (1998)....	66
RHenderson (1984)....	66
RHenderson (1990)....	65
Campaneris (1969)....	62
Campaneris (1968)....	62
RHenderson (1991)....	58

## At Bats

Tejada (2002).....	662
Semien (2019).....	657
Damon (2001).....	644
Campaneris (1968)....	642
Tejada (2003).....	636
Semien (2018).....	632
Sierra (1993).....	630
Canseco (1987).....	630
Long (2001).....	629
Armas (1980).....	628

## Hits

Tejada (2002).....	204
Kotsay (2004).....	190
Semien (2019).....	187
Canseco (1988).....	187
Lansford (1989).....	185
Washington (1975)....	182
Giambi (1999).....	181
Rudi (1972).....	181
Lansford (1984).....	179
RHenderson (1980)....	179

## Triples


Garner (1976).....	12
Polonia (1987).....	10
Burns (2015).....	9
Byrnes (2003).....	9
Rudi (1972).....	9
Campaneris (1968)....	9
six players tied.....	8

## Strikeouts

Chapman (2021).....	202
Cust (2008).....	197
Davis (2017).....	195
Cust (2009).....	185
Davis (2018).....	175
Canseco (1986).....	175
Jackson (1968).....	171
Davis (2016).....	166
Cust (2007).....	164
Olson (2018).....	163

## Batting Average

Giambi (2001).....	.342
Lansford (1989).....	.336
Giambi (2000).....	.333
RHenderson (1990)....	.325
Durazo (2004).....	.321
RHenderson (1981)....	.319
Giambi (1999).....	.315
Kotsay (2004).....	.314
McGwire (1996).....	.312
Washington (1975)....	.308
Tejada (2002).....	.308



Reggie Jackson

## Home Runs

McGwire (1996).....	52
McGwire (1987).....	49
Davis (2018).....	48
Jackson (1969).....	47
Canseco (1991).....	44
Davis (2017).....	43
Giambi (2000).....	43
Davis (2016).....	42
McGwire (1992).....	42
Canseco (1988).....	42

## Total Bases

Canseco (1988).....	347
McGwire (1987).....	344
Semien (2019).....	343
Giambi (2001).....	343
Tejada (2002).....	336
Jackson (1969).....	334
Giambi (2000).....	330
Giambi (1999).....	318
Canseco (1991).....	318
Davis (2018).....	316

## Slugging Percentage

McGwire (1996).....	.730
Giambi (2001).....	.660
Giambi (2000).....	.647
McGwire (1987).....	.618
Jackson (1969).....	.608
McGwire (1992).....	.585
RHenderson (1990)....	.577
Canseco (1988).....	.569
Jaha (1999).....	.556
Canseco (1991).....	.556

## Runs Batted In

Giambi (2000).....	137
Tejada (2002).....	131
Canseco (1988).....	124
Davis (2018).....	123
Giambi (1999).....	123
Canseco (1991).....	122
Giambi (2001).....	120
McGwire (1987).....	118
Kingman (1984).....	118
Jackson (1969).....	118

## Extra Base Hits

Giambi (2001).....	87
Jackson (1969).....	86
Semien (2019).....	83
McGwire (1987).....	81
Jackson (1975).....	78
Davis (2018).....	77
Canseco (1991).....	77
Canseco (1988).....	76
Chapman (2019).....	75
Chavez (2001).....	75

## On-Base Percentage

Giambi (2001).....	.477
Giambi (2000).....	.476
McGwire (1996).....	.467
RHenderson (1990)....	.439
Giambi (1999).....	.422
RHenderson (1980)....	.420
Jaha (1999).....	.414
RHenderson (1983)....	.414
RHenderson (1994)....	.411
Jackson (1969).....	.410



# FRANCHISE SEASON PITCHING LEADERS

## Games

Koch (2002) .....	84
Wyatt (1964) .....	81
Petit (2019) .....	80
Petit (2021) .....	78
Groom (1997) .....	78
Groom (1999) .....	76
Fingers (1974) .....	76
six players tied .....	75

## Complete Games

Waddell (1904) .....	39
Plank (1904) .....	37
Plank (1905) .....	35
Coombs (1910) .....	35
Fraser (1901) .....	35
Waddell (1903) .....	34
Plank (1907) .....	33
Plank (1903) .....	33
Plank (1902) .....	31
Myers (1916) .....	31
Henley (1904) .....	31

## Wins

Grove (1931) .....	31
Coombs (1910) .....	31
Grove (1930) .....	28
Coombs (1911) .....	28
Welch (1990) .....	27
Rommell (1922) .....	27
Waddell (1905) .....	27
Plank (1904) .....	26
Plank (1912) .....	26
three players tied .....	25

## Innings Pitched

Waddell (1904) .....	383.0
Plank (1904) .....	357.1
Coombs (1910) .....	353.0
Plank (1905) .....	346.2
Plank (1907) .....	343.2
Coombs (1911) .....	336.2
Plank (1903) .....	336.0
Perry (1918) .....	332.1
Fraser (1901) .....	331.0
Waddell (1905) .....	328.2

## Games Started

Waddell (1904) .....	46
Plank (1904) .....	43
Hunter (1974) .....	41
Plank (1905) .....	41
eight players tied .....	40

## Shutouts


Coombs (1910) .....	13
Blue (1971) .....	8
Plank (1907) .....	8
Waddell (1906) .....	8
Waddell (1904) .....	8
Bush (1916) .....	8
six players tied .....	7

## Losses

Perry (1920) .....	25
Bush (1916) .....	24
Myers (1916) .....	23
Rommel (1921) .....	23
Naylor (1920) .....	23
Wyckoff (1915) .....	22
Ditmar (1956) .....	22
Kelley (1937) .....	21
Harris (1943) .....	21
nine tied with .....	20

## Walks

Myers (1916) .....	168
Wyckoff (1915) .....	165
Marchildon (1947) .....	141
Marchildon (1942) .....	140
Earnshaw (1930) .....	139
Cain (1933) .....	137
Fraser (1901) .....	132
Grove (1925) .....	131
Marchildon (1948) .....	131
Bush (1916) .....	130



Lefty Grove

## Saves

Eckersley (1992) .....	51
Eckersley (1990) .....	48
Eckersley (1988) .....	45
Koch (2002) .....	44
Foulke (2003) .....	43
Eckersley (1991) .....	43
Treinen (2018) .....	38
Balfour (2013) .....	38
Street (2006) .....	37
Eckersley (1993) .....	36
Caudill (1984) .....	36
(Since 1969)	

## Strikeouts

Waddell (1904) .....	349
Waddell (1903) .....	302
Blue (1971) .....	301
Waddell (1905) .....	287
Waddell (1907) .....	232
Coombs (1910) .....	224
Plank (1905) .....	210
Waddell (1902) .....	210
Grove (1930) .....	209
Montas (2021) .....	207

## ERA

Coombs (1910) .....	1.30
Krause (1909) .....	1.39
Waddell (1905) .....	1.48
Morgan (1910) .....	1.55
Bender (1910) .....	1.58
Waddell (1904) .....	1.62
Morgan (1909) .....	1.65
Bender (1909) .....	1.66
Plank (1909) .....	1.76
Blue (1971) .....	1.82

## Winning Percentage

Grove (1931) .....	31-4	.886
Bender (1914) ..	17-3	.850
Grove (1930) .....	28-5	.848
Zito (2002) .....	23-5	.821
Bender (1910) ..	23-5	.821
Welch (1990) .....	27-6	.818
Plank (1912) .....	26-6	.813
Hunter (1973) ..	21-5	.808
Coombs (1910) ..	31-9	.775
Waddell (1902) ..	24-7	.774
Shantz (1952) ..	24-7	.774
(Min. 20 decisions)		

## LASTS BY A'S PITCHERS

<b>Run:</b>	James Kaprielian, July 27, 2021 at San Diego
<b>Hit:</b>	James Kaprielian, July 27, 2021 at San Diego
<b>Double:</b>	Sean Manaea, June 25, 2021 at San Francisco
<b>Triple:</b>	John Odom, Aug. 22, 1971 vs. Boston (Game 1)

<b>Homer:</b>	John Odom, Sept. 4, 1972 vs. California (Game 1) (Ken Holtzman homered in Game 4 of the 1974 World Series vs. Los Angeles on Oct. 16)
<b>RBI:</b>	Cole Irvin, June 27, 2021 at San Francisco
<b>Walk:</b>	Frankie Montas, May 5, 2019 at Pittsburgh
<b>Stolen Base:</b>	Gene Nelson, July 3, 1988 at Toronto (pinch runner)



# OAKLAND SEASON PITCHING LEADERS

## Games

Koch (2002) .....	84
Petit (2019).....	80
Petit (2021).....	78
Groom (1997).....	78
Groom (1999).....	76
Fingers (1974).....	76
six players tied.....	75

## Complete Games

Langford (1980).....	28
Norris (1980).....	24
Blue (1971).....	24
Hunter (1974).....	23
Keough (1980).....	20
Blue (1976).....	20
Langford (1981).....	18
six players tied.....	16

## Wins

Welch (1990).....	27
Hunter (1974).....	25
Blue (1971).....	24
Zito (2002).....	23
Stewart (1990).....	22
Norris (1980).....	22
Blue (1975).....	22
seven players tied.....	21

## Innings Pitched

Hunter (1974).....	318.1
Blue (1971).....	312.0
Blue (1976).....	298.1
Holtzman (1973).....	297.1
Hunter (1972).....	295.1
Langford (1980).....	290.0
Norris (1980).....	284.1
Blue (1974).....	282.1
Blue (1977).....	279.2
Blue (1975).....	278.0

## Games Started

Hunter (1974).....	41
Blue (1974).....	40
Holtzman (1973).....	40
Dobson (1970).....	40
Hunter (1970).....	40
Torrez (1976).....	39
Blue (1971).....	39
Blue (1977).....	38
Blue (1975).....	38
Holtzman (1975).....	38
Holtzman (1974).....	38

## Shutouts


Blue (1971).....	8
Blue (1976).....	6
Hunter (1974).....	6
Nash (1968).....	6
Hunter (1972).....	5
Dobson (1970).....	5
10 players tied.....	4

## Losses

Kingman (1980).....	20
Blue (1977).....	19
Langford (1977).....	19
Keough (1982).....	18
Keough (1979).....	17
Holtzman (1974).....	17
Candiotti (1998).....	16
Langford (1982).....	16
Langford (1979).....	16
Smith (2008).....	16

## Walks

Odom (1969).....	112
Stewart (1988).....	110
Rijo (1986).....	108
Holtzman (1975).....	108
Moore (1991).....	105
Stewart (1991).....	105
Stewart (1987).....	105
Blue (1973).....	105
Moore (1992).....	103
Appier (2000).....	102
Plunk (1986).....	102



Vida Blue

## Saves

Eckersley (1992).....	51
Eckersley (1990).....	48
Eckersley (1988).....	45
Koch (2002).....	44
Foulke (2003).....	43
Eckersley (1991).....	43
Treinen (2018).....	38
Balfour (2013).....	38
Street (2006).....	37
Eckersley (1993).....	36
Caudill (1984).....	36

## Strikeouts

Blue (1971).....	301
Montas (2021).....	207
Zito (2001).....	205
Stottlemire (1995).....	205
Stewart (1987).....	205
Gonzalez (2011).....	197
Manaea (2021).....	194
Haren (2007).....	192
Stewart (1988).....	192
Hunter (1972).....	191

## ERA

Blue (1971).....	1.82
Hunter (1972).....	2.04
Nash (1968).....	2.28
McCatty (1981).....	2.32
Blue (1976).....	2.36
Odom (1968).....	2.45
Hunter (1974).....	2.49
Torrez (1976).....	2.50
Odom (1972).....	2.50
Holtzman (1972).....	2.51
(Min. 162.0 innings)	

## Winning Percentage

Zito (2002).....	23-5	.821
Welch (1990).....	27-6	.818
Hunter (1973).....	21-5	.808
Hudson (2000).....	20-6	.769
Blue (1971).....	24-8	.750
Hunter (1972).....	21-7	.750
Colón (2013).....	18-6	.750
Dobson (1971).....	15-5	.750
Mulder (2002).....	19-7	.731
Davis (1989).....	19-7	.731
(Min. 20 decisions)		

## LONGEST STREAKS BY OAKLAND A'S PITCHERS

### Scoreless

37	August 13 to August 17, 1983
29	September 17 to September 21, 2019
29	June 11 to June 14, 1968
29	August 27 to August 31, 1996
29	April 9 to April 12, 1978
29	May 27 to May 30, 1976
29	June 3 to June 5, 1972
29	July 30 to August 2, 1972
29	July 21 to July 24, 1968

### Homeless

136.2	June 19 to July 4, 1974
96.0	June 23 to July 4, 1999
95.0	September 21, 1975 to April 11, 1976
92.0	July 28 to August 6, 1970
91.2	April 11 to 21, 1971
83.0	June 24 to July 2, 1978
80.0	May 9 to 20, 1977
79.0	October 5, 1980 to April 17, 1981
77.0	May 21 to 31, 1977

# ATHLETICS YEAR-BY-YEAR BATTING

Year	AVG.	AB	R	H	2B	3B	HR	RBI	BB	SO	SH	SF	HP	SB	CS	SLG	OBP
1901	.289	4882	805	1409	239	87	35	665	301	344	78		53	173		.395	.337
1902	.287	4762	775	1369	235	67	38	673	343	293	118		38	201		.389	.340
1903	.264	4673	597	1236	227	68	32	502	268	513	101		32	157		.363	.309
1904	.249	5088	557	1266	197	77	31	486	313	605	137		41	137		.336	.298
1905	.255	5146	623	1310	256	51	24	511	376	644	165		34	190		.338	.310
1906	.247	4883	561	1206	213	49	32	489	385		157		43	165		.330	.308
1907	.255	5010	582	1276	220	44	22	485	384		176		27	137		.329	.311
1908	.223	5065	486	1131	183	50	21	392	368		177		37	116		.292	.281
1909	.256	4906	605	1257	186	88	21	498	403		248		64	205		.343	.321
1910	.266	5154	673	1373	191	105	19	541	409		196		47	207		.355	.326
1911	.296	5199	861	1540	237	93	35	692	424		232		65	226		.398	.357
1912	.282	5111	779	1442	204	108	22	620	485		201		38	258		.377	.349
1913	.280	5044	794	1412	223	80	33	660	534	547	174		65	221		.375	.356
1914	.272	5126	749	1392	165	80	29	627	545	517	218		52	231	188	.352	.348
1915	.237	5081	545	1204	183	72	16	440	436	634	137		54	127	89	.311	.304
1916	.242	5010	447	1212	169	65	19	380	406	631	157		30	151		.313	.303
1917	.254	5109	529	1296	177	62	17	457	435	519	205		33	112		.323	.316
1918	.243	4278	412	1039	124	44	22	356	343	485	124		26	83		.308	.303
1919	.244	4730	457	1156	175	71	35	396	349	565	125		30	103		.334	.300
1920	.252	5256	558	1324	220	49	44	470	353	593	169		43	50	67	.338	.304
1921	.274	5465	657	1497	256	64	82	601	424	565	136		29	69	56	.389	.330
1922	.270	5211	705	1409	229	63	111	631	437	591	170		34	60	63	.402	.331
1923	.271	5196	661	1407	229	64	53	577	445	517	172		44	72	62	.370	.334
1924	.281	5184	685	1459	251	59	63	608	374	482	157		38	79	66	.389	.334
1925	.307	5399	831	1659	298	79	76	767	453	432	187		31	67	59	.434	.364
1926	.269	5046	677	1359	259	65	61	619	523	452	238		26	56	46	.383	.341
1927	.303	5296	841	1606	281	70	56	767	551	326	219		30	101	63	.414	.372
1928	.295	5226	829	1540	323	75	89	759	533	442	196		37	59	48	.436	.364
1929	.296	5204	901	1539	288	76	122	845	543	440	214		29	61	38	.451	.365
1930	.294	5345	951	1573	319	74	125	895	599	531	188		31	48	33	.452	.369
1931	.287	5377	858	1544	311	64	118	798	528	543	178		35	25	23	.435	.355
1932	.290	5537	981	1606	303	52	172	923	647	630	94		21	38	23	.457	.366
1933	.285	5330	875	1519	297	57	139	831	625	618	80		15	34	34	.440	.362
1934	.280	5317	764	1491	236	50	144	708	491	584	99		13	57	35	.425	.343
1935	.279	5269	710	1470	243	44	112	671	475	602	86		17	43	35	.406	.341
1936	.269	5373	714	1443	240	60	72	663	524	590	74		19	59	43	.376	.336
1937	.267	5228	699	1398	278	60	94	649	583	557	70		5	95	48	.397	.341
1938	.270	5229	726	1410	243	62	98	686	605	590	78		22	65	53	.396	.348
1939	.271	5309	711	1438	282	55	98	666	503	532	138		15	60	34	.400	.336
1940	.262	5304	703	1391	242	53	105	648	556	656	69		19	48	33	.387	.334
1941	.268	5336	713	1431	240	69	85	660	574	588	76		8	27	36	.387	.340
1942	.249	5285	549	1315	213	46	33	517	440	490	74		23	44	45	.325	.309
1943	.232	5244	497	1219	174	44	26	462	430	465	95		29	55	42	.297	.294
1944	.257	5312	525	1364	169	47	36	475	422	490	121		17	42	32	.327	.314
1945	.245	5296	494	1297	201	37	33	440	449	463	96		19	25	45	.316	.306
1946	.253	5200	529	1317	220	51	40	481	482	594	105		9	39	30	.338	.318
1947	.252	5198	633	1311	218	52	61	581	605	563	144		24	37	33	.349	.333
1948	.260	5181	729	1345	231	47	68	685	726	523	120		22	40	32	.362	.353
1949	.260	5123	726	1331	214	49	82	680	783	493	117		25	36	25	.369	.361
1950	.261	5212	670	1361	204	53	100	627	685	493	73		23	42	25	.378	.349
1951	.262	5277	736	1381	262	43	102	685	677	565	61		34	47	36	.386	.349
1952	.253	5163	664	1305	212	35	89	634	683	561	102		27	52	43	.359	.343
1953	.256	5455	632	1398	205	38	116	588	498	602	51		24	41	24	.372	.321
1954	.236	5206	542	1228	191	41	94	503	504	677	54	31	28	30	29	.342	.305
<b>Phila.</b>	<b>.266</b>	<b>278846</b>	<b>36513</b>	<b>74211</b>	<b>12386</b>	<b>3308</b>	<b>3502</b>	<b>32670</b>	<b>26237</b>		<b>7327</b>		<b>1674</b>	<b>5003</b>		<b>.372</b>	<b>.333</b>
1955	.261	5335	638	1395	189	46	121	593	463	725	57	34	26	22	36	.382	.322
1956	.252	5256	619	1325	204	41	112	581	480	727	67	37	20	40	30	.370	.315
1957	.244	5170	563	1262	195	40	166	535	364	760	62	36	24	35	27	.394	.295
1958	.247	5261	642	1297	196	50	138	605	452	747	64	43	25	22	36	.381	.307
1959	.263	5264	681	1383	231	43	117	638	481	780	69	38	33	34	24	.390	.326
1960	.249	5226	615	1303	212	34	110	566	513	744	75	32	12	16	11	.366	.316
1961	.247	5423	683	1342	216	47	90	632	580	772	89	47	25	58	22	.354	.320

Year	AVG.	AB	R	H	2B	3B	HR	RBI	BB	SO	SH	SF	HP	SB	CS	SLG	OBP
1962	.263	5576	745	1467	220	58	116	691	556	803	78	50	42	76	21	.386	.332
1963	.247	5495	615	1356	225	38	95	582	529	829	77	46	25	47	26	.353	.313
1964	.239	5524	621	1321	216	29	166	594	548	1104	53	25	42	34	20	.379	.311
1965	.240	5393	585	1294	186	59	110	546	521	1020	74	35	35	110	51	.358	.309
1966	.236	5328	564	1259	212	56	70	509	421	982	71	27	26	132	50	.337	.294
1967	.233	5349	533	1244	212	50	69	481	452	1019	59	36	42	132	59	.330	.296
<b>K.C.</b>	<b>.248</b>	<b>69600</b>	<b>8104</b>	<b>17248</b>	<b>2714</b>	<b>591</b>	<b>1480</b>	<b>7553</b>	<b>6360</b>	<b>11012</b>	<b>895</b>	<b>486</b>	<b>377</b>	<b>758</b>	<b>413</b>	<b>.368</b>	<b>.312</b>
1968	.240	5406	569	1300	192	40	94	522	472	1022	78	35	35	147	61	.343	.304
1969	.249	5614	740	1400	210	28	148	680	617	953	74	35	63	100	39	.376	.328
1970	.249	5376	678	1338	208	24	171	630	584	977	73	36	36	131	68	.392	.325
1971	.252	5494	691	1383	195	25	160	642	542	1018	80	38	37	80	53	.384	.321
1972	.240	5200	604	1248	195	29	134	565	463	886	100	36	47	87	48	.366	.306
1973	.260	5507	758	1431	216	28	147	714	595	919	67	53	35	128	57	.389	.333
1974	.247	5331	689	1315	205	37	132	637	568	876	60	51	38	164	93	.373	.321
1975	.254	5415	758	1376	220	33	151	703	609	846	74	35	51	183	82	.391	.333
1976	.246	5353	686	1319	208	33	113	625	592	818	58	45	34	123	361	.361	.323
1977	.240	5358	605	1284	176	37	117	548	516	910	64	46	36	176	89	.352	.308
1978	.245	5321	532	1304	200	31	100	492	433	800	108	27	25	144	117	.351	.303
1979	.239	5348	573	1276	188	32	108	541	482	751	75	46	20	104	69	.346	.302
1980	.259	5495	686	1424	212	35	137	635	506	824	99	41	19	175	82	.385	.322
1981	.247	3677	458	910	119	26	104	430	342	647	46	32	16	98	47	.379	.312
1982	.236	5448	691	1286	211	27	149	659	582	948	50	54	20	232	87	.367	.309
1983	.262	5516	708	1447	237	28	121	662	524	872	55	62	31	235	98	.381	.326
1984	.259	5457	738	1415	257	29	158	697	568	871	37	77	22	145	64	.404	.327
1985	.264	5581	757	1475	230	34	155	690	508	861	63	47	16	117	58	.401	.325
1986	.252	5435	731	1370	213	25	163	683	553	983	56	51	32	139	61	.390	.322
1987	.260	5511	806	1432	263	33	199	761	593	1056	50	48	36	140	63	.428	.333
1988	.263	5602	800	1474	251	22	156	752	580	926	54	55	65	129	54	.399	.336
1989	.261	5416	712	1414	220	25	127	659	562	855	36	62	34	157	55	.381	.331
1990	.254	5433	733	1379	209	22	164	693	651	992	60	48	46	141	54	.391	.336
1991	.248	5410	760	1342	246	19	159	716	642	981	41	49	50	151	64	.389	.331
1992	.258	5387	745	1389	219	24	142	693	707	831	72	59	49	143	59	.386	.346
1993	.254	5543	715	1408	260	21	158	679	622	1048	46	49	33	131	59	.394	.330
1994	.260	3885	549	1009	178	13	113	515	417	686	24	51	18	91	39	.399	.330
1995	.264	4916	730	1296	228	18	169	694	565	911	32	58	45	112	46	.420	.341
1996	.265	5630	861	1492	283	21	243	823	640	1114	35	39	58	58	35	.452	.344
1997	.260	5589	764	1451	274	23	197	714	642	1181	49	40	49	71	36	.423	.339
1998	.257	5490	804	1413	295	13	149	755	633	1122	58	46	55	131	47	.397	.338
1999	.259	5519	893	1430	287	20	235	845	770	1129	39	41	71	70	37	.446	.355
2000	.270	5560	947	1501	281	23	239	908	750	1159	26	44	52	40	15	.458	.360
2001	.264	5573	884	1469	334	22	199	835	640	1021	25	59	88	68	29	.439	.345
2002	.261	5558	800	1450	279	28	205	772	609	1008	20	36	68	46	20	.432	.339
2003	.254	5497	768	1398	317	24	176	742	556	898	22	53	59	48	14	.417	.327
2004	.270	5728	793	1545	336	15	189	752	608	1061	25	43	55	47	22	.433	.343
2005	.262	5627	772	1476	310	20	155	739	537	819	19	40	52	31	22	.407	.330
2006	.260	5500	771	1429	266	22	175	735	650	976	25	56	50	61	20	.412	.340
2007	.256	5577	741	1430	295	16	171	711	664	1119	18	56	49	52	20	.407	.338
2008	.242	5451	646	1318	270	23	125	610	574	1226	30	35	48	88	21	.369	.318
2009	.262	5584	759	1464	307	21	135	723	527	1046	31	54	50	133	48	.397	.328
2010	.256	5448	663	1396	276	30	109	619	527	1061	43	51	47	156	38	.378	.324
2011	.244	5452	645	1330	280	29	114	612	509	1094	34	57	50	117	43	.369	.311
2012	.238	5527	713	1315	267	32	195	676	550	1387	27	34	45	122	32	.404	.310
2013	.254	5521	767	1403	301	25	186	725	573	1178	21	49	45	74	28	.419	.327
2014	.244	5545	729	1354	253	33	146	686	586	1104	19	43	49	83	20	.381	.320
2015	.251	5600	694	1405	277	46	146	661	475	1119	14	38	40	78	29	.395	.312
2016	.246	5500	653	1352	270	21	169	634	442	1145	13	34	33	50	23	.395	.304
2017	.246	5464	739	1344	305	15	234	708	565	1491	13	40	43	57	22	.436	.310
2018	.252	5579	813	1407	322	20	227	778	550	1381	6	44	76	35	21	.439	.325
2019	.249	5561	845	1384	292	23	257	800	578	1338	7	36	87	49	21	.448	.327
2020	.225	1908	274	430	91	11	71	264	238	524	2	14	39	26	3	.396	.322
2021	.238	5395	743	1284	271	19	199	698	545	1349	17	49	98	88	20	.406	.317
2022	.216	5314	568	1147	249	15	137	537	433	1389	22	33	59	78	23	.346	.281
<b>Oak.</b>	<b>.252</b>	<b>294132</b>	<b>39251</b>	<b>74261</b>	<b>13554</b>	<b>1388</b>	<b>8732</b>	<b>36979</b>	<b>30766</b>	<b>55507</b>	<b>2392</b>	<b>2503</b>	<b>2515</b>	<b>6078</b>	<b>2598</b>	<b>.397</b>	<b>.326</b>

Year	AVG.	AB	R	H	2B	3B	HR	RBI	BB	SH	HP	SB	SLG	OBP
<b>Totals</b>	<b>.258</b>	<b>642578</b>	<b>83868</b>	<b>165720</b>	<b>28654</b>	<b>5287</b>	<b>13714</b>	<b>77202</b>	<b>63363</b>	<b>10614</b>	<b>4566</b>	<b>11839</b>	<b>.383</b>	<b>.328</b>

# ATHLETICS YEAR-BY-YEAR PITCHING

Year	ERA	CG	SV	SHO	IP	H	R	ER	HR	BB	SO	HB	WP	AVG.
1901	4.00	124		6	1200.2	1346	761	534	20	374	350	59	40	.280
1902	3.29	114		5	1216.1	1292	636	444	33	368	455	63	29	.273
1903	2.98	112		10	1207.1	1124	519	400	20	315	728	71	38	.249
1904	2.35	136		26	1361.1	1149	503	355	13	366	887	63	23	.227
1905	2.19	117		19	1383.1	1137	492	337	21	409	895	63	40	.228
1906	2.60	107		19	1322.0	1135	543	382	9	425	749	57	30	.235
1907	2.35	106		27	1354.2	1106	511	353	13	378	789	67	36	.222
1908	2.56	102		23	1400.1	1194	562	398	10	410	741	53	46	.235
1909	1.93	110		27	1378.0	1069	408	296	9	386	728	62	31	.218
1910	1.79	123		24	1421.2	1103	441	282	8	450	789	55	42	.221
1911	3.01	97		13	1375.2	1343	601	460	17	487	739	81	34	.265
1912	3.32	95		11	1357.0	1273	658	501	12	518	601	57	30	.258
1913	3.19	69		17	1351.1	1200	592	479	24	532	630	39	48	.229
1914	2.78	89		24	1404.0	1264	529	433	18	521	720	28	37	.249
1915	4.29	78		6	1348.1	1358	888	643	22	827	588	57	68	.278
1916	3.92	94		11	1343.2	1311	776	585	26	715	575	31	53	.267
1917	3.27	80		8	1365.2	1310	691	496	23	562	516	23	37	.250
1918	3.22	80		13	1156.0	1106	538	413	13	486	277	35	20	.264
1919	4.26	72		1	1239.1	1371	742	587	44	503	417	29	25	.290
1920	3.93	79		6	1380.1	1612	834	602	56	461	423	40	27	.300
1921	4.61	75		2	1400.1	1645	894	717	85	548	431	32	34	.300
1922	4.59	73		4	1362.1	1573	830	695	107	469	373	32	22	.297
1923	4.08	65		7	1364.2	1465	761	619	68	550	400	23	23	.280
1924	4.39	68		8	1345.0	1527	778	656	43	597	371	28	19	.292
1925	3.87	61		8	1381.2	1468	713	594	60	544	495	36	30	.276
1926	3.00	62		10	1346.0	1362	570	448	38	451	571	31	22	.268
1927	3.97	66		8	1384.0	1467	726	611	65	442	553	36	18	.278
1928	3.36	81		15	1367.2	1349	615	511	66	424	607	22	19	.256
1929	3.44	70		9	1357.0	1371	615	519	73	487	573	15	28	.264
1930	4.28	72		8	1371.0	1457	751	652	84	488	672	20	25	.274
1931	3.47	97		12	1365.1	1342	626	526	73	457	574	9	20	.258
1932	4.45	95		10	1386.0	1477	752	686	112	511	595	18	21	.271
1933	4.81	69		6	1343.2	1523	853	718	77	644	423	17	33	.283
1934	5.01	68		8	1337.0	1429	838	745	84	693	480	23	33	.275
1935	5.12	58		7	1326.1	1486	869	754	73	704	469	25	35	.285
1936	6.08	68		3	1352.1	1645	1045	913	131	696	405	24	67	.300
1937	4.85	65		6	1335.0	1490	854	720	105	613	469	17	40	.281
1938	5.48	56		4	1324.0	1573	956	806	142	599	473	18	28	.292
1939	5.79	50		6	1342.2	1687	1022	864	148	579	397	19	35	.307
1940	5.22	72		4	1345.0	1543	932	780	135	534	488	15	40	.283
1941	4.83	64		3	1365.1	1516	840	733	136	557	386	18	46	.279
1942	4.45	67		5	1374.2	1404	801	679	89	639	546	21	35	.263
1943	4.05	73		5	1394.0	1421	717	627	73	536	503	35	24	.265
1944	3.26	72		10	1397.1	1345	594	506	58	390	534	31	30	.252
1945	3.62	65		11	1381.0	1380	638	556	55	571	531	22	18	.262
1946	3.90	61		10	1342.2	1371	680	582	83	577	562	25	13	.264
1947	3.51	70		12	1391.1	1291	614	543	85	597	493	14	14	.247
1948	4.43	74		7	1368.2	1456	735	673	86	638	486	15	35	.275
1949	4.23	85		9	1365.0	1359	725	642	105	758	490	19	33	.263
1950	5.49	50		3	1346.1	1528	913	821	138	729	466	31	39	.287
1951	4.47	52		7	1358.0	1421	745	674	109	569	437	32	30	.272
1952	4.15	73		11	1384.1	1402	723	639	113	526	562	35	21	.263
1953	4.67	51		7	1409.0	1475	799	731	121	594	566	57	51	.271
1954	5.18	49		3	1371.1	1523	875	789	141	685	555	39	40	.285
<b>Phila.</b>	<b>3.91</b>	<b>4281</b>		<b>544</b>	<b>72953.0</b>	<b>74574</b>	<b>38624</b>	<b>31709</b>	<b>3572</b>	<b>28889</b>	<b>29533</b>	<b>1887</b>	<b>1755</b>	
1955	5.35	29		9	1382.0	1486	911	822	175	707	572	42	36	.278
1956	4.86	30		3	1370.1	1424	831	740	187	679	636	42	38	.271
1957	4.19	26		6	1369.2	1344	710	637	153	565	626	25	45	.260
1958	4.15	42		9	1398.1	1405	713	645	150	467	721	28	31	.262
1959	4.35	44		8	1360.2	1452	760	658	148	492	703	46	41	.274
1960	4.38	44		4	1374.0	1428	756	668	160	525	664	43	37	.271
1961	4.74	32		5	1415.0	1519	863	746	141	629	703	53	58	.275

Year	ERA	CG	SV	SHO	IP	H	R	ER	HR	BB	SO	HB	WP	AVG.
1962	4.79	32		4	1434.0	1450	837	764	199	655	825	42	63	.263
1963	3.92	35		11	1458.0	1417	704	635	156	540	887	44	43	.256
1964	4.71	18		6	1455.2	1516	836	761	220	614	966	54	55	.269
1965	4.24	18		7	1433.0	1399	755	675	161	574	882	39	67	.256
1966	3.56	19		11	1435.0	1281	648	567	106	630	854	39	52	.241
1967	3.68	26		10	1428.0	1265	660	584	125	558	990	37	44	.238
<b>K.C.</b>	<b>4.37</b>	<b>395</b>		<b>93</b>	<b>18313.2</b>	<b>18386</b>	<b>9984</b>	<b>8902</b>	<b>2081</b>	<b>7635</b>	<b>10029</b>	<b>534</b>	<b>610</b>	
1968	2.94	45		18	1455.2	1220	544	476	124	505	997	31	55	.227
1969	3.71	42	36	14	1480.2	1356	678	611	163	586	887	39	55	.245
1970	3.30	33	40	15	1442.2	1253	593	529	134	542	858	34	56	.234
1971	3.05	57	36	18	1469.1	1229	564	498	131	501	999	33	37	.228
1972	2.58	42	43	23	1417.2	1170	457	406	96	418	862	19	29	.226
1973	3.29	46	41	16	1457.1	1311	615	532	143	494	797	30	52	.241
1974	2.95	49	28	12	1439.2	1322	551	472	90	430	755	25	27	.246
1975	3.27	36	44	10	1448.0	1267	606	526	102	523	784	37	47	.236
1976	3.26	39	29	15	1459.1	1412	598	528	96	415	711	30	40	.255
1977	4.04	32	25	4	1436.2	1459	749	645	145	560	788	24	55	.265
1978	3.62	26	29	11	1433.1	1401	690	577	106	582	750	26	37	.259
1979	4.75	41	20	4	1429.1	1606	860	754	147	654	726	49	72	.288
1980	3.46	94	13	9	1471.2	1347	642	566	142	521	769	31	51	.244
1981	3.30	60	10	11	993.0	883	403	364	80	370	505	28	30	.240
1982	4.54	42	22	6	1456.0	1506	819	735	177	648	697	30	58	.268
1983	4.35	22	33	12	1454.1	1462	782	703	135	626	719	31	43	.263
1984	4.48	15	44	6	1430.0	1554	796	712	155	592	695	35	47	.278
1985	4.41	10	41	6	1453.0	1451	787	712	172	607	785	25	48	.259
1986	4.31	22	37	8	1433.0	1334	760	686	166	667	937	34	62	.247
1987	4.32	18	40	6	1445.2	1442	789	694	176	531	1042	36	52	.258
1988	3.44	22	64	9	1489.1	1376	620	569	116	553	983	29	62	.247
1989	3.09	17	57	20	1448.1	1287	576	497	103	510	930	28	71	.239
1990	3.18	18	64	16	1456.0	1287	570	514	123	494	831	27	50	.238
1991	4.57	14	49	10	1444.1	1425	776	734	155	655	892	55	60	.260
1992	3.73	8	58	9	1447.0	1396	672	599	129	601	843	41	67	.256
1993	4.90	8	42	2	1452.1	1551	846	791	157	680	864	49	39	.276
1994	4.80	12	23	9	1003.1	979	589	535	128	510	732	34	42	.257
1995	4.93	8	34	4	1273.0	1320	761	698	153	556	890	53	56	.269
1996	5.20	7	34	5	1456.1	1638	900	841	205	644	884	52	60	.287
1997	5.48	2	38	1	1445.1	1734	946	880	197	642	953	64	51	.301
1998	4.81	12	39	4	1434.0	1555	866	766	179	529	922	56	68	.276
1999	4.69	6	48	5	1438.1	1537	846	750	160	569	967	54	57	.274
2000	4.58	7	43	11	1435.1	1535	813	730	158	615	963	48	46	.274
2001	3.59	13	44	9	1463.1	1384	645	583	153	440	1117	46	42	.249
2002	3.68	9	48	19	1452.0	1391	654	593	135	474	1021	62	40	.252
2003	3.63	16	48	14	1441.2	1336	643	582	140	499	1018	54	41	.246
2004	4.17	10	35	8	1471.1	1466	742	682	164	544	1034	68	39	.262
2005	3.69	9	38	12	1450.1	1315	658	594	154	504	1075	60	41	.241
2006	4.21	5	54	11	1451.2	1525	727	679	162	529	1003	55	43	.272
2007	4.28	4	36	9	1448.0	1468	758	689	138	530	1036	43	52	.263
2008	4.01	4	33	7	1435.0	1364	690	640	135	576	1061	54	30	.253
2009	4.26	2	38	10	1447.1	1486	761	685	156	523	1124	36	43	.265
2010	3.56	7	38	17	1431.2	1315	626	566	153	512	1070	38	42	.245
2011	3.71	6	39	12	1447.2	1380	679	597	136	519	1160	41	53	.250
2012	3.48	1	47	13	1470.0	1360	614	569	147	462	1136	46	40	.245
2013	3.56	6	46	13	1452.0	1339	625	574	163	428	1183	35	56	.242
2014	3.22	7	31	13	1463.1	1269	572	524	147	406	1244	48	59	.233
2015	4.14	5	28	15	1444.2	1402	729	664	172	474	1179	47	62	.254
2016	4.51	2	42	7	1433.1	1459	761	718	185	464	1188	50	70	.263
2017	4.67	1	35	6	1431.0	1444	826	743	210	502	1202	61	84	.261
2018	3.81	2	44	14	1465.2	1303	674	621	184	474	1237	53	86	.236
2019	3.97	1	45	12	1465.0	1342	680	646	201	477	1299	66	74	.242
2020	3.77	1	17	5	515.1	471	232	216	69	165	506	15	16	.240
2021	4.02	3	39	11	1433.0	1362	687	640	191	439	1332	64	63	.247
2022	4.52	0	34	7	1426.1	1394	770	717	195	503	1203	72	62	.254
<b>Oak.</b>	<b>3.96</b>	<b>1026</b>	<b>2063</b>	<b>573</b>	<b>77669.0</b>	<b>75180</b>	<b>37817</b>	<b>34152</b>	<b>8133</b>	<b>28774</b>	<b>52145</b>	<b>2331</b>	<b>2820</b>	<b>.255</b>

Year	ERA	CG	SHO	IP	H	R	ER	HR	BB	SO	HB	WP
<b>Totals</b>	<b>3.98</b>	<b>5702</b>	<b>1210</b>	<b>168935.2</b>	<b>168140</b>	<b>86425</b>	<b>74762</b>	<b>13786</b>	<b>65298</b>	<b>91707</b>	<b>4752</b>	<b>5185</b>

# ATHLETICS YEAR-BY-YEAR FIELDING

Year	AVG.	G	PO	A	E	TC	DP	TP	PB
1901	.942	137	3600	1903	337	5840	93	0	23
1902	.953	137	3646	1819	270	5735	75	0	13
1903	.960	137	3618	1613	217	5448	66	0	20
1904	.959	155	4080	1835	250	6165	67	0	21
1905	.957	152	4101	1746	265	6112	64	0	21
1906	.955	149	3941	1728	267	5936	86	1	17
1907	.958	150	4046	1959	263	6268	67	0	14
1908	.957	157	4158	1886	272	6316	68	1	20
1909	.961	153	4105	1894	245	6244	92	1	14
1910	.965	155	4255	2001	230	6486	117	0	10
1911	.964	152	4121	1896	225	6242	100	0	14
1912	.959	153	4100	2023	263	6386	115	0	17
1913	.966	153	4048	1958	212	6218	108	1	13
1914	.966	158	4198	1938	213	6349	116	1	25
1915	.947	154	4044	2023	338	6405	118	0	17
1916	.951	154	4021	2126	314	6461	126	0	19
1917	.961	154	4078	2064	251	6393	106	0	17
1918	.959	130	3458	1850	228	5536	136	0	7
1919	.956	140	3702	1902	257	5861	96	1	9
1920	.959	156	4120	2173	266	6559	125	0	13
1921	.958	155	4182	2005	274	6461	144	0	14
1922	.966	155	4072	1978	215	6265	118	1	16
1923	.964	153	4064	1935	221	6220	127	1	23
1924	.971	152	4025	1943	180	6148	157	0	12
1925	.966	153	4117	1931	211	6259	148	0	13
1926	.972	150	4041	1869	171	6081	131	1	10
1927	.970	155	4161	1897	190	6248	124	1	10
1928	.970	153	4107	1728	181	6016	124	0	10
1929	.975	151	4065	1587	146	5798	117	0	10
1930	.976	154	4127	1651	145	5923	121	0	11
1931	.976	153	4088	1614	141	5843	151	0	10
1932	.979	154	4160	1736	124	6020	142	0	15
1933	.966	152	4032	1750	203	5985	121	0	9
1934	.967	153	4012	1809	196	6017	166	0	12
1935	.967	149	3964	1690	190	5844	150	0	11
1936	.965	154	4061	1773	209	6043	152	0	21
1937	.967	154	4002	1725	198	5925	150	0	15
1938	.965	154	3964	1637	206	5807	119	0	15
1939	.965	153	4028	1678	210	5916	131	0	14
1940	.960	154	4035	1667	238	5940	131	0	15
1941	.967	154	4095	1733	200	6028	150	0	20
1942	.968	154	4062	1678	188	5928	124	0	23
1943	.973	155	4180	1741	162	6083	148	0	19
1944	.971	155	4192	1745	176	6113	127	0	12
1945	.973	153	4140	1903	168	6211	160	0	9
1946	.971	155	4028	1594	167	5789	141	1	7
1947	.976	156	4174	1689	143	6006	161	0	5
1948	.981	154	4108	1710	113	5931	180	1	7
1949	.976	154	4102	1710	140	5952	217	0	10
1950	.974	154	4033	1732	155	5920	208	0	9
1951	.978	154	4073	1849	136	6058	204	0	12
1952	.977	155	4150	1766	140	6056	148	0	11
1953	.977	157	4218	1710	137	6065	161	0	15
1954	.971	156	4104	1655	169	5928	163	0	12
<b>Phila.</b>	<b>.966</b>	<b>8213</b>	<b>218406</b>	<b>98155</b>	<b>11226</b>	<b>327787</b>	<b>6957</b>	<b>12</b>	<b>761</b>
1955	.976	155	4142	1729	146	6017	174	0	14
1956	.973	154	4111	1785	166	6062	187	0	19
1957	.979	154	4108	1720	125	5953	162	0	22
1958	.979	156	4196	1730	125	6051	166	0	34
1959	.973	154	4086	1669	160	5915	156	0	15
1960	.979	155	4122	1666	127	5915	149	0	17
1961	.972	162	4260	1755	175	6190	160	0	17

Year	AVG.	G	PO	A	E	TC	DP	TP	PB
1962	.979	162	4294	1724	132	6150	131	0	25
1963	.980	162	4373	1722	127	6222	131	0	11
1964	.974	163	4361	1669	158	6188	152	0	18
1965	.977	162	4300	1620	139	6059	142	0	20
1966	.977	160	4320	1646	139	6105	154	1	20
1967	.978	161	4279	1533	132	5944	120	0	17
<b>K.C.</b>	<b>.977</b>	<b>2060</b>	<b>54952</b>	<b>21968</b>	<b>1851</b>	<b>78771</b>	<b>1984</b>	<b>1</b>	<b>249</b>
1968	.977	163	4367	1659	145	6171	136	0	20
1969	.979	162	4442	1788	136	6366	162	0	26
1970	.977	162	4328	1680	141	6149	152	0	12
1971	.981	161	4408	1660	117	6185	157	0	17
1972	.979	155	4253	1689	130	6072	146	0	13
1973	.978	162	4372	1710	137	6219	170	0	9
1974	.977	162	4319	1704	141	6164	154	0	10
1975	.977	162	4344	1686	143	6173	140	0	13
1976	.977	161	4378	1821	144	6343	130	0	11
1977	.970	161	4310	1762	190	6262	136	0	12
1978	.971	162	4300	1626	179	6105	145	0	10
1979	.972	162	4288	1718	174	6180	137	3	15
1980	.979	162	4415	1631	130	6176	115	0	9
1981	.980	109	2979	1080	81	4140	74	1	2
1982	.974	162	4368	1647	160	6175	140	0	8
1983	.974	162	4363	1602	157	6122	157	1	14
1984	.975	162	4290	1508	146	5944	159	0	9
1985	.977	162	4359	1566	140	6065	136	0	19
1986	.978	162	4299	1596	135	6030	120	0	16
1987	.977	162	4337	1649	142	6128	123	0	18
1988	.983	162	4468	1629	105	6202	151	0	10
1989	.979	162	4345	1640	129	6114	159	0	13
1990	.986	162	4368	1630	87	6085	152	0	14
1991	.982	162	4333	1608	107	6048	150	0	8
1992	.979	162	4341	1576	125	6042	158	0	8
1993	.982	162	4357	1625	111	6093	161	0	15
1994	.979	114	3010	1122	88	4220	105	0	5
1995	.981	144	3819	1486	102	5407	151	0	4
1996	.984	162	4369	1778	103	6250	195	1	11
1997	.980	162	4336	1765	122	6223	170	0	5
1998	.977	162	4302	1654	141	6097	155	0	13
1999	.980	162	4315	1700	122	6137	166	0	18
2000	.978	161	4306	1726	134	6166	164	1	8
2001	.980	162	4390	1756	125	6271	151	0	4
2002	.984	162	4356	1798	102	6256	144	0	9
2003	.983	162	4325	1779	107	6211	145	0	9
2004	.986	162	4414	1809	91	6314	172	0	14
2005	.986	162	4351	1649	88	6088	166	0	5
2006	.986	162	4355	1626	84	6065	173	0	10
2007	.985	162	4344	1687	90	6121	153	0	16
2008	.984	161	4305	1573	98	5976	169	0	8
2009	.983	162	4342	1592	105	6039	155	0	5
2010	.984	162	4295	1704	99	6098	147	0	8
2011	.979	162	4343	1529	124	5996	145	0	6
2012	.982	162	4410	1568	111	6089	135	1	12
2013	.983	162	4356	1377	97	5830	112	0	15
2014	.982	162	4390	1634	111	6135	150	0	10
2015	.979	162	4334	1642	126	6102	154	0	14
2016	.984	162	4300	1630	97	6027	152	0	11
2017	.980	162	4293	1597	121	6011	162	0	16
2018	.985	162	4397	1594	89	6080	125	0	17
2019	.987	162	4395	1464	80	5939	123	0	19
2020	.987	60	1546	489	26	2061	33	0	4
2021	.987	162	4299	1320	72	5691	116	0	6
2022	.984	162	4279	1466	92	5837	139	0	3
<b>Oak.</b>	<b>.980</b>	<b>8678</b>	<b>233007</b>	<b>88004</b>	<b>6479</b>	<b>327490</b>	<b>7947</b>	<b>8</b>	<b>616</b>

Year	AVG.	G	PO	A	E	TC	DP	TP	PB
<b>Totals</b>	<b>.973</b>	<b>18951</b>	<b>506365</b>	<b>208127</b>	<b>19556</b>	<b>734048</b>	<b>16888</b>	<b>21</b>	<b>1626</b>



# ATHLETICS YEAR-BY-YEAR BATTING LEADERS

## Batting Average

1901 Lajoie.....	.426
1902 Cross.....	.339
1903 Seybold.....	.299
1904 Davis.....	.308
1905 Davis.....	.284
1906 Seybold.....	.316
1907 Nicholls.....	.302
1908 Collins.....	.273
1909 Collins.....	.346
1910 Collins.....	.322
1911 Collins.....	.365
1912 Collins.....	.348
1913 Collins.....	.345
1914 Collins.....	.344
1915 McInnis.....	.314
1916 Strunk.....	.316
1917 McInnis.....	.303
1918 Burns.....	.352
1919 Burns.....	.296
1920 Dugan.....	.322
1921 Witt.....	.315
1922 Miller.....	.336
1923 Hauser.....	.307
1924 Miller.....	.342
1925 Simmons.....	.384
1926 Simmons.....	.343
1927 Simmons.....	.392
1928 Simmons.....	.351
1929 Simmons.....	.365
1930 Simmons.....	.381
1931 Simmons.....	.390
1932 Foxx.....	.364
1933 Foxx.....	.356
1934 Foxx.....	.334
1935 Foxx.....	.346
1936 Moses.....	.345
1937 Moses.....	.320
1938 Johnson.....	.313
1939 Johnson.....	.338
1940 Moses.....	.309
1941 Siebert.....	.334
1942 Johnson.....	.291
1943 Estalella.....	.259
1944 Siebert.....	.306
1945 Estalella.....	.299
1946 Rosar.....	.283
1947 McCosky.....	.328
1948 McCosky.....	.326
1949 Valo.....	.283
1950 Lehner.....	.309
1951 Fain.....	.344
1952 Fain.....	.327
1953 Philley.....	.303
1954 Finigan.....	.302
1955 Power.....	.319
1956 Power.....	.309
1957 Lopez.....	.294
1958 Cerv.....	.305
1959 Tuttle.....	.300
1960 Siebern.....	.279
1961 Siebern.....	.296
1962 Siebern.....	.308

1963 Causey.....	.280
1964 Causey.....	.281
1965 Campaneris.....	.270
1966 Cater.....	.292
1967 Cater.....	.270
1968 Cater.....	.290
1969 Bando.....	.281
1970 Campaneris.....	.279
1971 Jackson.....	.277
1972 Rudi.....	.305
1973 Jackson.....	.293
1974 Rudi.....	.293
1975 Washington.....	.308
1976 North.....	.276
1977 Page.....	.307
1978 Page.....	.285
1979 Revering.....	.288
1980 Henderson.....	.303
1981 Henderson.....	.319
1982 Henderson.....	.267
1983 Henderson.....	.292
1984 Lansford.....	.300
1985 Davis.....	.287
1986 Griffin.....	.285
1987 McGwire.....	.289
1988 Canseco.....	.307
1989 Lansford.....	.336
1990 R. Henderson.....	.325
1991 Baines.....	.295
1992 Bordick.....	.300
1993 Gates.....	.290
1994 Berroa.....	.306
1995 Henderson.....	.300
1996 McGwire.....	.312
1997 Giambi.....	.293
1998 Giambi.....	.295
1999 Giambi.....	.315
2000 Giambi.....	.333
2001 Giambi.....	.342
2002 Tejada.....	.308
2003 Chavez.....	.282
2004 Durazo.....	.321
2005 Ellis.....	.316
2006 Payton.....	.296
2007 Stewart.....	.290
2008 Suzuki.....	.279
2009 Sweeney.....	.293
2010 Ellis.....	.291
2011 Pennington.....	.264
2012 Céspedes.....	.292
2013 Donaldson.....	.301
2014 Donaldson.....	.255
2015 Burns.....	.294
2016 Valencia.....	.287
2017 Lowrie.....	.277
2018 Chapman.....	.278
2019 Semien.....	.285
2020 Canha.....	.246
2021 Olson.....	.271
2022 Murphy.....	.250

## Games

1901 Fultz.....	132
1902 four players tied	137
1903 four players tied	137
1904 Cross.....	155
1905 Murphy.....	150
1906 Davis.....	145
1907 Davis.....	149
1908 Nicholls.....	150
1909 Collins.....	153
1910 Collins.....	153
1911 Baker.....	148
1912 Collins.....	153
McInnis.....	153
1913 Baker.....	149
1914 Collins.....	152
1915 Strunk.....	132
1916 Strunk.....	150
1917 McInnis.....	150
1918 Burns.....	130
1919 Burns.....	126
1920 Walker.....	149
1921 Dykes.....	155
1922 Galloway.....	155
1923 Hauser.....	146
1924 Simmons.....	152
1925 Simmons.....	153
1926 Simmons.....	147
1927 Cobb.....	134
1928 Miller.....	139
1929 Foxx.....	149
1930 Miller.....	154
1931 Foxx.....	139
1932 Foxx.....	154
Simmons.....	154
1933 Cramer.....	152
Higgins.....	152
1934 Cramer.....	153
1935 Cramer.....	149
1936 Johnson.....	153
1937 Moses.....	154
1938 Johnson.....	152
1939 Johnson.....	150
1940 Siebert.....	154
1941 Johnson.....	149
1942 Siebert.....	153
1943 Hall.....	151
1944 Hayes.....	155
1945 Hall.....	151
1946 Chapman.....	146
1947 Joost.....	151
1948 Majeski.....	148
Suder.....	148
1949 Chapman.....	154
1950 Fain.....	151
1951 Joost.....	140
1952 Philley.....	151
1953 Philley.....	157
1954 DeMaestri.....	146
1955 Finigan.....	150
1956 Lopez.....	151
1957 DeMaestri.....	135
1958 Lopez.....	151

1959 Williams.....	130
1960 Tuttle.....	151
1961 Howser.....	158
1962 Siebern.....	162
1963 Charles.....	158
1964 Colavito.....	160
1965 Harrelson.....	150
Hershberger.....	150
1966 Hershberger.....	146
1967 Campaneris.....	147
1968 Bando.....	162
1969 Bando.....	162
1970 Bando.....	155
1971 Bando.....	153
1972 Bando.....	152
1973 Bando.....	162
1974 Rudi.....	158
Tenace.....	158
1975 Bando.....	160
Garner.....	160
1976 Garner.....	159
1977 Sanguillen.....	152
1978 Revering.....	152
1979 Newman.....	143
1980 Murphy.....	159
1981 Armas.....	109
1982 Murphy.....	151
1983 Phillips.....	148
1984 Phillips.....	154
1985 Griffin.....	162
1986 Griffin.....	162
1987 Canseco.....	159
1988 Canseco.....	158
1989 D. Henderson.....	152
1990 McGwire.....	156
1991 Gallego.....	159
1992 Bordick.....	154
1993 Bordick.....	159
1994 Bordick.....	114
1995 Berroa.....	141
1996 Bordick.....	155
1997 Spiezio.....	147
1998 Grieve.....	155
1999 Tejada.....	159
2000 Tejada.....	160
2001 Long.....	162
Tejada.....	162
2002 Long.....	162
Tejada.....	162
2003 Tejada.....	162
2004 Hatteberg.....	152
2005 Chavez.....	160
2006 Swisher.....	157
2007 Ellis.....	150
Swisher.....	150
2008 Cust.....	148
Suzuki.....	148
2009 Cust.....	149
2010 Barton.....	159
2011 Pennington.....	148
2012 Reddick.....	156
2013 Donaldson.....	158
2014 Donaldson.....	158

2015 Semien..... 155  
 2016 Semien..... 159  
 2017 K. Davis..... 153  
       Lowrie..... 153  
**2018 Olson.....162**  
**2019 Semien.....162**  
**2020 Olson..... 60**  
 2021 Olson..... 156  
 2022 Brown..... 150

**At Bats**

1901 Fultz..... 561  
 1902 Cross..... 558  
 1903 Cross..... 554  
 1904 Cross..... 607  
 1905 Davis..... 602  
 1906 Davis..... 551  
 1907 Davis..... 582  
 1908 Nicholls..... 550  
 1909 Collins..... 572  
 1910 Collins..... 583  
 1911 Baker..... 592  
 1912 Baker..... 577  
 1913 Baker..... 565  
 1914 McInnis..... 576  
 1915 Lajoie..... 490  
 1916 Witt..... 563  
 1917 McInnis..... 567  
 1918 Burns..... 505  
 1919 Burns..... 470  
 1920 Walker..... 585  
 1921 Johnson..... 613  
 1922 Galloway..... 571  
 1923 Hauser..... 537  
 1924 Simmons..... 594  
**1925 Simmons.....658**  
 1926 Simmons..... 581  
 1927 Hale..... 501  
 1928 Miller..... 510  
 1929 Simmons..... 581  
 1930 Miller..... 585  
 1931 Miller..... 534  
**1932 Simmons.....670**  
**1933 Cramer.....661**  
**1934 Cramer.....649**  
**1935 Cramer.....644**  
**1936 Finney.....653**  
 1937 Moses..... 649  
 1938 Moses..... 589  
 1939 Johnson..... 544  
 1940 Siebert..... 595  
 1941 Chapman..... 552  
       Johnson..... 552  
 1942 Siebert..... 612  
 1943 Siebert..... 558  
 1944 Hayes..... 581  
 1945 Hall..... 616  
 1946 Chapman..... 545  
 1947 Chapman..... 551  
 1948 Majeski..... 590  
 1949 Chapman..... 589  
 1950 Chapman..... 553  
 1951 Joost..... 553  
 1952 Philley..... 586  
 1953 Philley..... 620  
 1954 DeMaestri..... 539  
 1955 Power..... 596

1956 Lopez..... 561  
 1957 Power..... 467  
 1958 Lopez..... 564  
 1959 Williams..... 488  
 1960 Lumpe..... 574  
 1961 Howser..... 611  
 1962 Lumpe..... 641  
 1963 Charles..... 603  
 1964 Causey..... 604  
 1965 Campaneris..... 578  
 1966 Campaneris..... 573  
 1967 Campaneris..... 601  
 1968 Campaneris..... 642  
 1969 Bando..... 609  
 1970 Campaneris..... 603  
 1971 Campaneris..... 569  
**1972 Campaneris.....625**  
 1973 Campaneris..... 601  
 1974 Rudi..... 593  
 1975 Jackson..... 593  
 1976 Baylor..... 595  
 1977 Sanguillen..... 571  
 1978 Revering..... 521  
 1979 Newman..... 516  
 1980 Armas..... 628  
 1981 Armas..... 440  
 1982 Murphy..... 543  
 1983 Henderson..... 513  
 1984 Lansford..... 597  
 1985 Griffin..... 614  
 1986 Canseco..... 600  
 1987 Canseco..... 630  
 1988 Canseco..... 610  
 1989 D. Henderson..... 579  
 1990 McGwire..... 523  
 1991 Canseco..... 572  
       D. Henderson..... 572  
 1992 Bordick..... 504  
 1993 Sierra..... 630  
 1994 Sierra..... 426  
 1995 Berroa..... 546  
 1996 Berroa..... 586  
 1997 Spiezio..... 538  
 1998 Grievie..... 583  
 1999 Tejada..... 593  
 2000 Tejada..... 607  
 2001 Damon..... 644  
 2002 Tejada..... 662  
 2003 Tejada..... 636  
 2004 Kotsay..... 606  
 2005 Chavez..... 625  
 2006 Payton..... 557  
 2007 Ellis..... 583  
 2008 Crosby..... 556  
 2009 Suzuki..... 570  
 2010 Barton..... 556  
 2011 Crisp..... 531  
 2012 Reddick..... 611  
 2013 Lowrie..... 603  
 2014 Donaldson..... 608  
 2015 Lawrie..... 562  
 2016 Semien..... 568  
 2017 Healy..... 576  
 2018 Semien..... 632  
 2019 Semien..... 657  
 2020 Semien..... 211

2021 Olson..... 565  
 2022 Murphy..... 537

**Runs**

**1901 Lajoie.....145**  
**1902 Fultz.....109**  
**1903 Hartsel.....109**  
 1903 Pickering..... 93  
 1904 Murphy..... 80  
       Cross..... 80  
**1905 Davis..... 92**  
 1906 Hartsel..... 96  
 1907 Hartsel..... 93  
 1908 Davis..... 65  
 1909 Collins..... 104  
 1910 Baker..... 83  
 1911 Murphy..... 104  
**1912 Collins.....137**  
**1913 Collins.....125**  
**1914 Collins.....122**  
 1915 Strunk..... 76  
 1916 Strunk..... 71  
 1917 Strunk..... 83  
 1918 Burns..... 61  
 1919 Burns..... 63  
 1920 Dykes..... 81  
 1921 Johnson..... 93  
 1922 Walker..... 111  
 1923 Hauser..... 93  
 1924 Hauser..... 97  
 1925 Simmons..... 122  
 1926 Simmons..... 90  
 1927 Cobb..... 104  
 1928 Bishop..... 104  
 1929 Foxx..... 123  
**1930 Simmons.....152**  
 1931 Bishop..... 115  
**1932 Foxx.....151**  
 1933 Foxx..... 125  
 1934 Foxx..... 120  
 1935 Foxx..... 118  
 1936 Finney..... 100  
 1937 Moses..... 113  
 1938 Johnson..... 114  
 1939 Johnson..... 115  
 1940 Johnson..... 93  
 1941 Johnson..... 98  
 1942 Johnson..... 78  
 1943 White..... 69  
 1944 Hayes..... 62  
 1945 Siebert..... 62  
       Hall..... 62  
 1946 Chapman..... 77  
 1947 Chapman..... 84  
 1948 Joost..... 99  
 1949 Joost..... 128  
 1950 Chapman..... 93  
 1951 Joost..... 107  
 1952 Joost..... 94  
 1953 Zernial..... 85  
 1954 Jacobs..... 63  
 1955 Power..... 91  
 1956 Lopez..... 91  
 1957 Zernial..... 56  
 1958 Cerv..... 93  
 1959 Tuttle..... 74  
 1960 Tuttle..... 75

1961 Howser..... 108  
 1962 Siebern..... 114  
 1963 Charles..... 82  
 1964 Colavito..... 89  
 1965 Campaneris..... 67  
 1966 Campaneris..... 82  
 1967 Campaneris..... 85  
 1968 Campaneris..... 86  
**1969 Jackson.....123**  
 1970 Campaneris..... 97  
 1971 Jackson..... 87  
 1972 Rudi..... 94  
**1973 Jackson..... 99**  
 1974 Jackson..... 90  
 1975 Jackson..... 91  
 1976 North..... 91  
 1977 Page..... 85  
 1978 Page..... 62  
 1979 Revering..... 63  
 1980 Henderson..... 111  
**1981 Henderson..... 89**  
 1982 Henderson..... 119  
 1983 Henderson..... 105  
 1984 Henderson..... 113  
 1985 Davis..... 92  
 1986 Canseco..... 85  
 1987 McGwire..... 97  
 1988 Canseco..... 120  
 1989 Lansford..... 81  
**1990 R. Henderson.....119**  
 1991 Canseco..... 115  
 1992 McGwire..... 87  
 1993 R. Henderson..... 77  
       Sierra..... 77  
 1994 Javier..... 75  
 1995 Berroa..... 87  
 1996 McGwire..... 104  
 1997 Giambi..... 66  
 1998 Henderson..... 101  
 1999 Giambi..... 115  
 2000 Giambi..... 108  
 2001 Giambi..... 109  
 2002 Tejada..... 108  
 2003 Tejada..... 98  
 2004 Byrnes..... 91  
 2005 Chavez..... 92  
 2006 Swisher..... 106  
 2007 Ellis..... 84  
       Swisher..... 84  
 2008 Cust..... 77  
 2009 Cust..... 88  
 2010 Barton..... 79  
 2011 Crisp..... 69  
       Willingham..... 69  
 2012 Reddick..... 85  
 2013 Crisp..... 93  
 2014 Donaldson..... 93  
 2015 Burns..... 70  
 2016 Davis..... 85  
 2017 K. Davis..... 91  
 2018 Chapman..... 100  
 2019 Semien..... 123  
 2020 Canha..... 32  
 2021 Olson..... 101  
 2022 Murphy..... 67

**Hits**

1901 Lajoie.....	229
1902 Cross.....	189
1903 Cross.....	162
1904 Cross.....	177
1905 Davis.....	171
1906 Davis.....	161
1907 Davis.....	155
1908 Murphy.....	139
1909 Collins.....	198
1910 Collins.....	188
1911 Baker.....	198
1912 Baker.....	200
1913 Baker.....	190
1914 Baker.....	182
1915 Strunk.....	144
1916 Strunk.....	172
1917 McInnis.....	172
1918 Burns.....	178
1919 Burns.....	139
1920 Walker.....	157
1921 Witt.....	198
1922 Galloway.....	185
1923 Hauser.....	165
1924 Simmons.....	183
1925 Simmons.....	253
1926 Simmons.....	199
1927 Cobb.....	175
1928 Miller.....	168
1929 Simmons.....	212
1930 Simmons.....	211
1931 Simmons.....	200
1932 Simmons.....	216
1933 Foxx.....	204
1934 Cramer.....	202
1935 Cramer.....	214
1936 Moses.....	202
1937 Moses.....	208
1938 Moses.....	181
1939 Johnson.....	184
1940 Siebert.....	170
1941 Chapman.....	178
1942 Siebert.....	159
1943 Siebert.....	140
1944 Estalella.....	151
1945 Hall.....	161
1946 Chapman.....	142
1947 McCosky.....	179
1948 Majeski.....	183
1949 Chapman.....	164
1950 Fain.....	147
1951 Joost.....	160
1952 Fain.....	176
1953 Philley.....	188
1954 Finigan.....	147
1955 Power.....	190
1956 Power.....	164
1957 Power.....	121
1958 Cerv.....	157
1959 Tuttle.....	139
1960 Lumpe.....	156
1961 Howser.....	171
1962 Lumpe.....	193
1963 Lumpe.....	161
Charles.....	161
1964 Causey.....	170
1965 Campaneris.....	156

1966 Campaneris.....	153
1967 Campaneris.....	149
1968 Campaneris.....	177
1969 Bando.....	171
1970 Campaneris.....	168
1971 Jackson.....	157
1972 Rudi.....	181
1973 Bando.....	169
1974 Rudi.....	174
1975 Washington.....	182
1976 North.....	163
1977 Sanguillen.....	157
1978 Page.....	147
1979 Revering.....	136
1980 Henderson.....	179
1981 Henderson.....	135
1982 Henderson.....	143
1983 Henderson.....	150
1984 Lansford.....	179
1985 Griffin.....	166
1986 Griffin.....	169
1987 Canseco.....	162
1988 Canseco.....	187
1989 Lansford.....	185
1990 R. Henderson.....	159
1991 D. Henderson.....	158
1992 Bordick.....	151
1993 Gates.....	155
1994 Javier.....	114
Sierra.....	114
1995 Berroa.....	152
1996 Berroa.....	170
1997 Giambi.....	152
1998 Griev.....	168
1999 Giambi.....	181
2000 Giambi.....	170
2001 Giambi.....	178
Long.....	178
2002 Tejada.....	204
2003 Tejada.....	177
2004 Kotsay.....	190
2005 Chavez.....	168
2006 Payton.....	165
2007 Stewart.....	167
2008 Suzuki.....	148
2009 Suzuki.....	156
2010 Barton.....	152
2011 Crisp.....	140
2012 Reddick.....	148
2013 Lowrie.....	175
2014 Donaldson.....	155
2015 Burns.....	153
2016 Davis.....	137
2017 Lowrie.....	157
2018 Semien.....	161
2019 Semien.....	187
2020 Canha.....	47
Semien.....	47
2021 Olson.....	153
2022 Murphy.....	134

**Doubles**

1901 Lajoie.....	48
1902 Davis.....	43
1903 Seybold.....	43
1904 Murphy.....	29
Cross.....	29

1905 Davis.....	47
1906 Davis.....	40
1907 Davis.....	37
1908 Murphy.....	28
1909 Collins.....	30
1910 Murphy.....	28
1911 Baker.....	42
1912 Baker.....	40
1913 Baker.....	34
1914 Baker.....	23
Collins.....	23
1915 Strunk.....	28
1916 Strunk.....	30
1917 Bodie.....	28
1918 Burns.....	22
Gardner.....	22
1919 Walker.....	30
1920 Dugan.....	40
1921 Dykes.....	32
Walker.....	32
1922 Walker.....	31
1923 Perkins.....	34
1924 Hauser.....	31
Simmons.....	31
1925 Simmons.....	43
1926 Simmons.....	53
1927 Simmons.....	36
1928 Miller.....	34
1929 Simmons.....	41
Haas.....	41
1930 Cochran.....	42
1931 Miller.....	43
1932 McNair.....	47
1933 Johnson.....	44
1934 Higgins.....	37
1935 Cramer.....	37
1936 Moses.....	35
1937 Moses.....	48
1938 Moses.....	29
1939 Johnson.....	30
1940 Moses.....	41
1941 Moses.....	31
1942 Johnson.....	35
1943 Siebert.....	26
1944 Siebert.....	27
1945 Kell.....	30
1946 McQuinn.....	23
1947 Fain.....	28
Suder.....	28
1948 Majeski.....	41
1949 Valo.....	47
1950 Fain.....	25
1951 Fain.....	30
Zernial.....	30
1952 Fain.....	43
1953 Philley.....	30
1954 Finigan.....	25
1955 Power.....	34
1956 Lopez.....	27
1957 Smith.....	26
1958 Lopez.....	28
1959 Williams.....	33
1960 Williams.....	31
Siebern.....	31
1961 Siebern.....	36
1962 Lumpe.....	34
1963 Causey.....	32

1964 Causey.....	31
Colavito.....	31
1965 Campaneris.....	23
1966 Campaneris.....	29
1967 Campaneris.....	29
1968 Cater.....	28
1969 Jackson.....	36
1970 Campaneris.....	28
1971 Campaneris.....	29
1972 Rudi.....	32
1973 Bando.....	32
1974 Rudi.....	39
1975 Jackson.....	39
1976 Rudi.....	32
1977 Page.....	28
1978 Page.....	25
1979 Revering.....	25
1980 Henderson.....	22
1981 Armas.....	24
1982 Henderson.....	24
1983 Almon.....	29
1984 Lansford.....	31
1985 Davis.....	34
1986 Canseco.....	29
1987 Canseco.....	35
1988 Henderson.....	38
1989 Lansford.....	28
1990 R. Henderson.....	33
1991 D. Henderson.....	33
1992 Lansford.....	30
1993 Gates.....	29
1994 Javier.....	23
1995 Henderson.....	31
1996 Giambi.....	40
1997 Giambi.....	41
1998 Griev.....	41
1999 Giambi.....	36
2000 Griev.....	40
2001 Giambi.....	47
2002 Long.....	32
2003 Tejada.....	42
2004 Byrnes.....	39
2005 Chavez.....	40
2006 Payton.....	32
2007 Swisher.....	36
2008 Crosby.....	39
2009 Suzuki.....	37
2010 Barton.....	33
2011 Matsui.....	28
2012 Reddick.....	29
2013 Lowrie.....	45
2014 Donaldson.....	31
2015 Lawrie.....	29
2016 Alonso.....	34
2017 Lowrie.....	49
2018 Chapman.....	42
2019 Semien.....	43
2020 Canha.....	12
Grossman.....	12
2021 Olson.....	35
2022 Murphy.....	37

**Triples**

1901 Lajoie.....	13
1902 Hartsel.....	12
1903 Hartsel.....	14
1904 Murphy.....	18

1905 Hoffman .....10	1951 Valo ..... 8	1996 Bordick ..... 4	1920 Walker .....17
1906 Hartsel ..... 9	1952 Michaels ..... 5	Young ..... 4	1921 Walker .....23
1907 Davis ..... 8	1953 Philley ..... 9	1997 McDonald ..... 4	1922 Walker .....37
Oldring ..... 8	1954 Finigan ..... 6	Piezio ..... 4	1923 Hauser .....16
1908 Davis ..... 9	Valo ..... 6	1998 three players tied .2	1924 Hauser .....27
1909 Baker ..... 19	1955 Power .....10	1999 Phillips ..... 4	1925 Simmons .....24
1910 Murphy .....18	1956 <b>Simpson</b> ..... <b>11</b>	Tejada ..... 4	1926 Simmons .....19
1911 Oldring .....14	1957 Simpson ..... 6	2000 Piatt ..... 5	1927 Simmons .....15
1912 Baker .....21	DeMaestri ..... 6	2001 Damon ..... 4	1928 Hauser .....16
1913 Collins .....13	Tuttle ..... 9	Long ..... 4	1929 Simmons .....34
1914 Collins .....14	1959 Maris ..... 7	2002 four players tied .4	1930 Foxx .....37
1915 Strunk .....16	1960 Siebern ..... 6	2003 Byrnes ..... 9	1931 Foxx .....30
1916 Witt .....15	1961 Lumpe ..... 9	2004 Dye ..... 4	1932 <b>Foxx</b> ..... <b>58</b>
1917 Bodie .....11	1962 <b>Cimoli</b> ..... <b>15</b>	2005 Ellis ..... 5	1933 <b>Foxx</b> ..... <b>48</b>
1918 Burns ..... 9	1963 Cimoli .....11	2006 Scutaro ..... 6	1934 Foxx .....44
1919 Thomas .....10	1964 Green ..... 5	2007 Buck ..... 5	1935 <b>Foxx</b> ..... <b>36</b>
1920 Walker ..... 7	Mathews ..... 5	2008 Barton ..... 5	1936 Johnson .....25
1921 Dykes .....13	1965 <b>Campaneris</b> ..... <b>12</b>	2009 Davis ..... 5	1937 Moses .....25
1922 Miller .....12	1966 Campaneris .....10	2010 Pennington ..... 8	Johnson .....25
1923 Hauser .....10	1967 Campaneris ..... 6	2011 Weeks ..... 8	1938 Johnson .....30
1924 Simmons ..... 9	Monday ..... 6	2012 Weeks ..... 8	1939 Johnson .....23
1925 Simmons .....12	1968 Campaneris ..... 9	2013 Céspedes ..... 4	1940 Johnson .....31
1926 Simmons .....10	1969 Green ..... 6	2014 Reddick ..... 7	1941 Chapman .....25
1927 Simmons .....11	1970 Monday ..... 7	2015 Burns ..... 9	1942 Johnson .....13
1928 Cochrane .....12	1971 Monday ..... 4	2016 Burns ..... 9	1943 Estalella .....11
1929 Miller .....16	Rudi ..... 4	Crisp ..... 4	1944 Hayes .....13
1930 Simmons .....16	1972 <b>Rudi</b> ..... <b>9</b>	2017 Lowrie ..... 3	1945 Estalella ..... 8
1931 Simmons .....13	1973 Campaneris ..... 6	2018 Chapman ..... 6	1946 Chapman .....20
1932 Simmons ..... 9	1974 Campaneris ..... 8	2019 Semien ..... 7	1947 Chapman .....14
Foxx ..... 9	1975 Washington ..... 7	2020 four players tied .2	1948 Joost .....16
1933 Higgins .....11	1976 <b>Garner</b> ..... <b>12</b>	2021 Canha ..... 4	1949 Chapman .....24
1934 Cramer ..... 9	1977 Page ..... 8	2022 Brown ..... 3	1950 Chapman .....23
1935 Foxx ..... 7	1978 Page ..... 7		1951 <b>Zernial</b> ..... <b>33</b>
Warstler ..... 7	1979 Murphy ..... 4		1952 Zernial .....29
1936 Johnson .....14	1980 Armas ..... 8	<b>Home Runs</b>	1953 Zernial .....42
1937 Moses .....13	1981 Henderson ..... 7	1901 Lajoie ..... <b>14</b>	1954 Wilson .....15
1938 Finney .....12	1982 Henderson ..... 4	1902 Seybold ..... <b>16</b>	1955 Zernial .....30
1939 Johnson ..... 9	Heath ..... 4	1903 Seybold ..... 8	1956 Simpson .....21
1940 Moses ..... 9	1983 Henderson ..... 7	1904 Davis ..... <b>10</b>	1957 Zernial .....27
1941 Chapman ..... 9	1984 Lansford ..... 5	1905 Davis ..... <b>8</b>	1958 Cerv .....38
Brancato ..... 9	Heath ..... 5	1906 Davis ..... <b>12</b>	1959 Cerv .....20
Suder ..... 9	1985 Griffin ..... 7	1907 Davis ..... <b>8</b>	1960 Siebern .....19
1942 Valo .....10	1986 Griffin ..... 6	1908 Davis ..... 5	1961 Siebern .....18
1943 Siebert ..... 7	1987 Polonia .....10	1909 Murphy ..... 5	1962 Siebern .....25
1944 Estalella ..... 9	1988 Phillips ..... 4	1910 Murphy ..... 4	1963 Siebern .....16
1945 Peck ..... 9	Polonia ..... 4	Oldring ..... 4	1964 Colavito .....34
1946 Valo ..... 6	1989 Phillips ..... 6	1911 Baker ..... <b>11</b>	1965 Harrelson .....23
McQuinn ..... 6	1990 R. Henderson ..... 3	1912 Baker ..... <b>10</b>	1966 Repoz .....11
1947 McCosky ..... 7	Randolph ..... 3	1913 Baker ..... <b>12</b>	1967 Monday .....14
1948 Fain ..... 6	1991 three players tied .4	1914 Baker ..... <b>9</b>	1968 Jackson .....29
Chapman ..... 6	1992 Wilson ..... 5	1915 Oldring ..... 6	1969 Jackson .....47
Coleman ..... 6	1993 Sierra ..... 5	1916 Schang ..... 7	1970 Mincher .....27
1949 Valo .....12	1994 Bordick ..... 4	1917 Bodie ..... 7	1971 Mincher .....32
1950 Dillinger ..... 9	1995 Gates ..... 4	1918 Walker ..... <b>11</b>	1972 Epstein .....26
		1919 Walker .....10	

## ATHLETICS WHO HAVE HIT FOR THE CYCLE

Harry Davis at Boston, July 10, 1901  
 Nap Lajoie at Cleveland, July 30, 1901  
 Danny Murphy vs. St. Louis, August 25, 1910  
 Frank Baker at New York, July 3, 1911 (second game)  
 Mickey Cochrane at Washington, July 22, 1932  
 Mickey Cochrane at New York, August 2, 1933  
 Pinky Higgins at Washington, August 6, 1933  
 Jimmie Foxx at Cleveland, August 14, 1933  
 Doc Cramer at New York, June 10, 1934

Sam Chapman at St. Louis, May 5, 1939  
 Elmer Valo at Chicago, August 2, 1950  
 Tony Phillips at Baltimore, May 16, 1986  
 Mike Blowers at Chicago, May 18, 1998  
 Eric Chavez vs. Baltimore, June 21, 2000  
 Miguel Tejada at Seattle, September 29, 2001  
 Eric Byrnes at San Francisco, June 29, 2003  
 Mark Ellis vs. Boston, June 4, 2007

1973	Jackson	32
1974	Jackson	29
1975	Jackson	36
1976	Bando	27
1977	Gross	22
1978	Page	17
1979	Newman	22
1980	Armas	35
1981	Armas	22
1982	Armas	28
1983	Murphy	17
	Lopes	17
1984	Kingman	35
1985	Kingman	30
1986	Kingman	35
1987	McGwire	49
1988	Canseco	42
1989	McGwire	33
1990	McGwire	39
1991	Canseco	44
1992	McGwire	42
1993	Sierra	22
1994	Sierra	23
1995	McGwire	39
1996	McGwire	52
1997	McGwire	34
1998	Giambi	27
1999	Stairs	38
2000	Giambi	43
2001	Giambi	38
2002	Chavez	34
	Tejada	34
2003	Chavez	29
2004	Chavez	29
2005	Chavez	27
2006	Thomas	39
2007	Cust	26
2008	Cust	33
2009	Cust	25
2010	Kouzmanoff	16
2011	Willingham	29
2012	Reddick	32
2013	Moss	30
2014	Donaldson	29
2015	Reddick	20
2016	Davis	42
2017	Davis	43
2018	Davis	48
2019	Chapman	36
	Olson	36
2020	Olson	14
2021	Olson	39
2022	Brown	25

### Runs Batted In

1901	Lajoie	125
1902	Cross	108
1903	Cross	90
1904	Murphy	77
1905	Davis	83
1906	Davis	96
1907	Davis	87
1908	Murphy	66
1909	Baker	85
1910	Collins	81
1911	Baker	115
1912	Baker	130

1913	Baker	117
1914	McInnis	95
1915	Lajoie	61
1916	McInnis	60
1917	Bodie	74
1918	Burns	70
1919	Walker	64
1920	Walker	82
1921	Walker	101
1922	Walker	99
1923	Hauser	94
1924	Hauser	115
1925	Simmons	129
1926	Simmons	109
1927	Simmons	108
1928	Simmons	107
1929	Simmons	157
1930	Simmons	165
1931	Simmons	128
1932	Foxx	169
1933	Foxx	163
1934	Foxx	130
1935	Foxx	115
1936	Johnson	121
1937	Johnson	108
1938	Johnson	113
1939	Johnson	114
1940	Johnson	103
1941	Johnson	107
1942	Johnson	80
1943	Estalella	63
1944	Hayes	78
1945	Kell	56
1946	Chapman	67
1947	Chapman	83
1948	Majeski	120
1949	Chapman	108
1950	Chapman	95
1951	Zernial	125
1952	Zernial	100
1953	Zernial	108
1954	Zernial	62
1955	Zernial	84
1956	Simpson	105
1957	Zernial	69
1958	Cerv	104
1959	Cerv	87
1960	Siebern	69
1961	Siebern	98
1962	Siebern	117
1963	Siebern	83
1964	Colavito	102
1965	Harrelson	66
1966	Green	62
1967	Monday	58
1968	Jackson	74
1969	Jackson	118
1970	Bando	75
1971	Bando	94
1972	Bando	77
1973	Jackson	117
1974	Bando	103
1975	Jackson	104
1976	Rudi	94
1977	Page	75
1978	Page	70
1979	Revering	77

1980	Armas	109
1981	Armas	76
1982	Murphy	94
1983	Murphy	75
1984	Kingman	118
1985	Kingman	91
1986	Canseco	117
1987	McGwire	118
1988	Canseco	124
1989	Parker	97
1990	McGwire	108
1991	Canseco	122
1992	McGwire	104
1993	Sierra	101
1994	Sierra	92
1995	McGwire	90
1996	McGwire	113
1997	McGwire	81
	Giambi	81
1998	Giambi	110
1999	Giambi	123
2000	Giambi	137
2001	Giambi	120
2002	Tejada	131
2003	Tejada	106
2004	Durazo	88
2005	Chavez	101
2006	Thomas	114
2007	Cust	82
2008	Cust	77
2009	Suzuki	88
2010	Suzuki	71
	Kouzmanoff	71
2011	Willingham	98
2012	Reddick	85
2013	Donaldson	93
2014	Donaldson	98
2015	Reddick	77
2016	Davis	102
2017	Davis	110
2018	Davis	123
2019	Semien	92
2020	Olson	42
2021	Olson	111
2022	Brown	73

### Slugging Percentage

1901	Lajoie	635
1902	Seybold	503
1903	Seybold	462
1904	Davis	511
1905	Davis	422
1906	Davis	459
1907	Davis	399
1908	Collins	379
1909	Collins	449
1910	Murphy	436
1911	Baker	502
1912	Baker	541
1913	Baker	492
1914	Collins	452
1915	Strunk	427
1916	Strunk	421
1917	Bodie	418
1918	Burns	467
1919	Walker	450
1920	Dugan	442

1921	Walker	504
1922	Miller	553
1923	Hauser	473
1924	Hauser	516
1925	Simmons	596
1926	Simmons	566
1927	Simmons	645
1928	Simmons	558
1929	Simmons	642
1930	Simmons	708
1931	Simmons	641
1932	Foxx	749
1933	Foxx	703
1934	Foxx	653
1935	Foxx	636
1936	Johnson	525
1937	Johnson	556
1938	Johnson	552
1939	Johnson	553
1940	Johnson	514
1941	Chapman	543
1942	Johnson	451
1943	Siebert	328
1944	Siebert	423
1945	Estalella	435
1946	Chapman	429
1947	Fain	423
1948	Majeski	454
1949	Chapman	455
1950	Lehner	436
1951	Zernial	525
1952	Zernial	452
1953	Zernial	559
1954	Finigan	421
1955	Zernial	508
1956	Simpson	490
1957	Zernial	471
1958	Cerv	592
1959	Cerv	479
1960	Siebern	471
1961	Siebern	475
1962	Siebern	495
1963	Siebern	410
1964	Colavito	507
1965	Harrelson	429
1966	Campaneris	369
1967	Monday	419
1968	Jackson	452
1969	Jackson	608
1970	Mincher	460
1971	Jackson	508
1972	Epstein	490
1973	Jackson	531
1974	Jackson	514
1975	Jackson	511
1976	Tenace	458
1977	Page	521
1978	Page	459
1979	Revering	483
1980	Armas	500
1981	Armas	480
1982	Armas	433
1983	Lopes	423
1984	Kingman	505
1985	Davis	484
1986	Canseco	457
1987	McGwire	618

1988	Canseco	.....	569
1989	McGwire	.....	467
1990	R. Henderson	.....	577
1991	Canseco	.....	556
1992	McGwire	.....	585
1993	R. Henderson	.....	553
1994	Berroa	.....	485
1995	McGwire	.....	685
1996	McGwire	.....	730
1997	Giambi	.....	495
1998	Stairs	.....	511
1999	Jaha	.....	556
2000	Giambi	.....	647
2001	Giambi	.....	660
2002	Chavez	.....	513
2003	Chavez	.....	514
2004	Durazo	.....	523
2005	Chavez	.....	466
2006	Thomas	.....	545
2007	Cust	.....	504
2008	Cust	.....	476
2009	Suzuki	.....	421
2010	Barton	.....	405
2011	Willingham	.....	477
2012	Céspedes	.....	505
2013	Moss	.....	522
2014	Donaldson	.....	456
2015	Reddick	.....	449
2016	Davis	.....	524
2017	Davis	.....	528
2018	Davis	.....	549
2019	Olson	.....	545
2020	Grossman	.....	482
2021	Olson	.....	540
2022	Brown	.....	444

### Walks

1901	Seybold	.....	40
1902	Hartsel	.....	87
1903	Pickering	.....	53
1904	Hartsel	.....	75
1905	Hartsel	.....	121
1906	Hartsel	.....	88
1907	Hartsel	.....	106
1908	Hartsel	.....	93
1909	Collins	.....	62
1910	Hartsel	.....	58
1911	Collins	.....	62
1912	Collins	.....	101
1913	Collins	.....	85
1914	Collins	.....	97
1915	Schang	.....	66
1916	Strunk	.....	66
1917	Strunk	.....	68
1918	Jamieson	.....	54
1919	Witt	.....	46
1920	Dykes	.....	52
1921	Witt	.....	77
1922	Walker	.....	61
1923	Hauser	.....	94
1924	Hauser	.....	56
1925	Bishop	.....	87
1926	Bishop	.....	116
1927	Bishop	.....	105
1928	Bishop	.....	97
1929	Bishop	.....	128
1930	Bishop	.....	128

1931	Bishop	.....	112
1932	Foxx	.....	116
1933	Bishop	.....	106
	Cochrane	.....	106
1934	Foxx	.....	111
1935	Foxx	.....	114
1936	Johnson	.....	88
1937	Johnson	.....	98
1938	Werber	.....	93
1939	Johnson	.....	99
1940	Johnson	.....	83
1941	Johnson	.....	95
	McCoy	.....	95
1942	Johnson	.....	82
1943	White	.....	61
1944	Siebert	.....	62
1945	Estalella	.....	74
1946	McQuinn	.....	64
1947	Joost	.....	114
1948	Joost	.....	119
1949	Joost	.....	149
1950	Fain	.....	133
1951	Joost	.....	106
1952	Joost	.....	122
1953	Robinson	.....	63
1954	Finigan	.....	64
1955	Finigan	.....	61
1956	Lopez	.....	63
1957	Lopez	.....	41
1958	Tuttle	.....	74
1959	Maris	.....	58
1960	Siebern	.....	72
1961	Howser	.....	92
1962	Siebern	.....	110
1963	Siebern	.....	79
1964	Causey	.....	88
1965	Harrelson	.....	66
1966	Hersberger	.....	47
1967	Gosger	.....	53
1968	Monday	.....	72
1969	Jackson	.....	114
1970	Bando	.....	118
1971	Bando	.....	86
1972	Epstein	.....	68
1973	Tenace	.....	101
1974	Tenace	.....	110
1975	Tenace	.....	106
1976	Tenace	.....	81
1977	Gross	.....	86
1978	Page	.....	53
1979	Murphy	.....	83
1980	Henderson	.....	117
1981	Murphy	.....	73
1982	Henderson	.....	116
1983	Henderson	.....	103
1984	Henderson	.....	88
1985	Murphy	.....	84
1986	Phillips	.....	76
1987	McGwire	.....	71
1988	Canseco	.....	78
1989	McGwire	.....	83
1990	McGwire	.....	110
1991	R. Henderson	.....	98
1992	R. Henderson	.....	95
1993	R. Henderson	.....	85
1994	Henderson	.....	72
1995	McGwire	.....	88

1996	McGwire	.....	116
1997	McGwire	.....	58
1998	Henderson	.....	118
1999	Giambi	.....	105
2000	Giambi	.....	137
2001	Giambi	.....	129
2002	Justice	.....	70
2003	Durazo	.....	100
2004	Chavez	.....	95
2005	Chavez	.....	58
2006	Swisher	.....	97
2007	Cust	.....	105
2008	Cust	.....	111
2009	Cust	.....	93
2010	Barton	.....	110
2011	Matsui	.....	56
	Willingham	.....	56
2012	Reddick	.....	55
2013	Donaldson	.....	76
2014	Donaldson	.....	76
2015	Vogt	.....	56
2016	Semien	.....	51
2017	K. Davis	.....	73
	Lowrie	.....	73
2018	Lowrie	.....	78
2019	Semien	.....	87
2020	Canha	.....	37
2021	Olson	.....	88
2022	Murphy	.....	56

### Strikeouts

1913	Murphy	.....	44
	Schang	.....	44
1914	Murphy	.....	46
1915	Walsh	.....	64
1916	Witt	.....	71
1917	Grover	.....	53
1918	Dugan	.....	55
	Kopp	.....	55
1919	Thomas	.....	52
1920	Dykes	.....	73
1921	Dykes	.....	75
1922	Dykes	.....	98
1923	Hauser	.....	52
1924	Simmons	.....	60
1925	Dykes	.....	49
1926	Simmons	.....	49
1927	Hale	.....	32
1928	Hauser	.....	45
1929	Foxx	.....	70
1930	Foxx	.....	66
1931	Foxx	.....	84
1932	Foxx	.....	96
1933	Foxx	.....	93
1934	Foxx	.....	75
1935	Foxx	.....	99
1936	Johnson	.....	71
1937	Peters	.....	59
1938	Chapman	.....	94
1939	Nagel	.....	86
1940	Chapman	.....	96
1941	Johnson	.....	75
1942	Johnson	.....	61
1943	White	.....	51
1944	Estalella	.....	60
1945	Estalella	.....	46
1946	Chapman	.....	66

1947	Joost	.....	110
1948	Joost	.....	87
1949	Joost	.....	80
1950	Chapman	.....	79
1951	Zernial	.....	99
1952	Joost	.....	94
1953	Zernial	.....	79
1954	Finigan	.....	66
1955	Zernial	.....	90
1956	Simpson	.....	82
1957	Zernial	.....	84
1958	DeMaestri	.....	84
1959	Cerv	.....	87
1960	Williams	.....	68
	Siebern	.....	68
1961	Siebern	.....	91
1962	Cimoli	.....	89
1963	Siebern	.....	82
1964	Mathews	.....	143
1965	Harrelson	.....	112
1966	Green	.....	101
1967	Monday	.....	107
1968	Jackson	.....	171
1969	Jackson	.....	142
1970	Jackson	.....	135
1971	Jackson	.....	161
1972	Jackson	.....	125
1973	Jackson	.....	116
1974	Jackson	.....	105
	Tenace	.....	105
1975	Jackson	.....	133
1976	North	.....	95
1977	Gross	.....	84
1978	Page	.....	95
1979	Page	.....	93
1980	Armas	.....	123
1981	Armas	.....	115
1982	Armas	.....	128
1983	Murphy	.....	105
1984	Kingman	.....	119
1985	Murphy	.....	123
1986	Canseco	.....	175
1987	Canseco	.....	157
1988	Canseco	.....	128
1989	D. Henderson	.....	131
1990	Canseco	.....	158
1991	Canseco	.....	152
1992	McGwire	.....	105
1993	D. Henderson	.....	113
1994	Javier	.....	76
1995	Berroa	.....	98
1996	Berroa	.....	122
1997	Canseco	.....	122
1998	Grieve	.....	123
1999	Jaha	.....	129
2000	Grieve	.....	130
2001	Long	.....	103
2002	Chavez	.....	119
2003	Durazo	.....	105
2004	Crosby	.....	141
2005	Chavez	.....	129
2006	Swisher	.....	152
2007	Cust	.....	164
2008	Cust	.....	197
2009	Cust	.....	185
2010	Cust	.....	127
2011	Willingham	.....	150

2012	Reddick	151
2013	Moss	140
2014	Moss	153
2015	Lawrie	144
2016	Davis	166
2017	Davis	195
2018	Davis	175
2019	Chapman	147
2020	Olson	77
2021	Chapman	202
2022	Brown	146

### Stolen Bases

1901	Fultz	36
1902	Hartsel	47
1903	Pickering	40
1904	Murphy	22
1905	Hoffman	46
1906	Hartsel	31
1907	Oldring	29
1908	Davis	20
1909	Collins	67
1910	Collins	81
1911	Collins	38
	Baker	38
1912	Collins	63
1913	Collins	54
1914	Collins	58
1915	Walsh	22
1916	Walsh	27
1917	McInnis	18
1918	Kopp	22
1919	Kopp	16
1920	Walker	9
1921	Witt	16
1922	Miller	10
	Galloway	10
1923	Mathews	16

1924	Simmons	16
1925	Galloway	16
1926	Simmons	10
1927	Cobb	22
1928	Miller	10
1929	Miller	24
1930	Miller	13
1931	Miller	5
1932	McNair	8
	Dykes	8
1933	Johnson	8
	Cochrane	8
1934	Johnson	12
1935	Warstler	8
1936	Newsome	13
1937	Werber	35
1938	Werber	19
1939	Johnson	15
1940	Hayes	9
1941	Chapman	6
	Johnson	6
1942	Valo	13
1943	Welaj	12
	White	12
1944	Garrison	10
1945	Peck	5
1946	Valo	9
1947	Valo	11
1948	Fain	10
	Valo	10
1949	Valo	14
1950	Valo	12
1951	Valo	11
1952	Valo	12
1953	Phillely	13
1954	Jacobs	17
1955	Valo	5
1956	Pilarcic	9

1957	Martin	7
1958	Tuttle	7
1959	Tuttle	10
1960	Snyder	7
1961	Howser	37
1962	Charles	20
1963	Tartabull	16
1964	Charles	12
1965	Campaneris	51
1966	Campaneris	52
1967	Campaneris	55
1968	Campaneris	62
1969	Campaneris	62
1970	Campaneris	42
1971	Campaneris	34
1972	Campaneris	52
1973	North	53
1974	North	54
1975	Washington	40
1976	North	75
1977	Page	42
1978	Dilone	50
1979	Henderson	33
1980	Henderson	100
1981	Henderson	56
1982	Henderson	130
1983	Henderson	108
1984	Henderson	66
1985	Collins	29
1986	Griffin	33
1987	Polonia	29
1988	Canseco	40
1989	R. Henderson	52
1990	R. Henderson	65
1991	R. Henderson	58
1992	R. Henderson	48
1993	R. Henderson	31
1994	Javier	24

1995	Javier	36
1996	Battle	10
1997	McDonald	13
1998	Henderson	66
1999	Phillips	11
	Velarde	11
2000	Velarde	9
2001	Damon	27
2002	Chavez	8
2003	Byrnes	10
	Tejada	10
2004	Byrnes	17
2005	Kendall	8
2006	Kendall	11
2007	Stewart	11
2008	Davis	25
2009	Davis	41
2010	Davis	50
2011	Crisp	49
2012	Crisp	39
2013	Crisp	21
2014	Gentry	20
2015	Burns	26
2016	Burns	14
2017	R. Davis	26
2018	Semien	14
2019	Laureano	13
2020	Grossman	8
2021	Marte	25
2022	Brown	11
	Kemp	11
	Laureano	11

**Bold denotes tied or led league**

## ATHLETICS YEAR-BY-YEAR PITCHING LEADERS

<b>Wins</b>		
1901	Fraser	20
1902	Waddell	24
1903	Plank	23
1904	Plank	26
1905	Waddell	26
1906	Plank	19
1907	Plank	24
1908	Vickers	18
1909	Plank	19
1910	Coombs	31
1911	Coombs	28
1912	Plank	26
1913	Bender	21
1914	Bender	17
	Bush	17
1915	Wyckoff	10
1916	Bush	15
1917	Bush	11
1918	Perry	21
1919	Johnson	9
	Kinney	9
1920	Perry	11
1921	Rommel	16

1922	Rommel	27
1923	Rommel	18
1924	Rommel	18
1925	Rommel	21
1926	Grove	13
1927	Grove	20
1928	Grove	24
1929	Earnshaw	24
1930	Grove	28
1931	Grove	31
1932	Grove	25
1933	Grove	24
1934	Marcum	14
1935	Marcum	17
1936	Kelley	15
1937	Kelley	13
1938	Caster	16
1939	Nelson	10
1940	Babich	14
1941	Knott	13
1942	Marchildon	17
1943	Flores	12
1944	Christopher	14
1945	Christopher	13

1946	Marchildon	13
1947	Marchildon	19
1948	Fowler	15
1949	Kellner	20
1950	Hooper	15
1951	Shantz	18
1952	Shantz	24
1953	Kellner	11
	Byrd	11
1954	Portocarrero	9
1955	Ditmar	12
1956	Ditmar	12
1957	Trucks	9
	Morgan	9
1958	Garver	12
1959	Daley	16
1960	Daley	16
1961	Bass	11
1962	Rakow	14
1963	Wickersham	12
	Pena	12
1964	Pena	12
1965	Sheldon	10
	Talbot	10

1966	Krausse	14
1967	Hunter	13
1968	Odom	16
1969	Odom	15
	Dobson	15
1970	Hunter	18
1971	Blue	24
1972	Hunter	21
1973	Holtzman	21
	Hunter	21
1974	Hunter	25
1975	Blue	22
1976	Blue	18
1977	Blue	14
1978	Johnson	11
1979	Langford	12
1980	Norris	22
1981	McCatty	14
1982	Langford	11
	Keough	11
1983	Codioli	12
1984	Burris	13
1985	Codioli	14
1986	Young	13



1987	Stewart	.....	20
1988	Stewart	.....	21
1989	Stewart	.....	21
1990	Welch	.....	27
1991	Moore	.....	17
1992	Moore	.....	17
1993	Witt	.....	14
1994	Darling	.....	10
1995	Stottlemire	.....	14
1996	Wasdin	.....	8
1997	Small	.....	9
1998	Rogers	.....	16
1999	Heredia	.....	13
2000	Hudson	.....	20
2001	Mulder	.....	21
2002	Zito	.....	23
2003	Hudson	.....	16
2004	Mulder	.....	17
2005	Haren	.....	14
	Zito	.....	14
2006	Blanton	.....	16
	Zito	.....	16
2007	Haren	.....	15
2008	Duchscherer	.....	10
2009	Anderson	.....	11
2010	Cahill	.....	18
2011	Gonzalez	.....	16
2012	Milone	.....	13
	Parker	.....	13
2013	Colón	.....	18
2014	Kazmir	.....	15
2015	Gray	.....	14
2016	Graveman	.....	10
2017	Manaea	.....	12
2018	Manaea	.....	12
2019	Fiers	.....	15
2020	Fiers	.....	6
2021	Montas	.....	13
2022	Irvin	.....	9
<b>Losses</b>			
1901	Fraser	.....	15
1902	Plank	.....	15
1903	Plank	.....	16
	Waddell	.....	16
1904	Plank	.....	17
	Waddell	.....	17
	Henley	.....	17
1905	Plank	.....	12
	Henley	.....	12
1906	Waddell	.....	16
1907	Plank	.....	16
1908	Vickers	.....	19
1909	Morgan	.....	11
	Coombs	.....	11
1910	Morgan	.....	12
1911	Coombs	.....	12
1912	Brown	.....	11
1913	Brown	.....	11
1914	Bush	.....	12
1915	Wyckoff	.....	22
1916	Bush	.....	24
1917	Bush	.....	17
1918	Perry	.....	19
1919	Naylor	.....	18
1920	Perry	.....	25
1921	Rommel	.....	23
1922	Harriss	.....	20
1923	Rommel	.....	19
1924	Rommel	.....	15
1925	Walberg	.....	14
1926	Grove	.....	13
1927	Grove	.....	13
1928	Walberg	.....	12
1929	Walberg	.....	11
1930	Earnshaw	.....	13
1931	Walberg	.....	12
1932	Earnshaw	.....	13
	Mahaffey	.....	13
1933	Walberg	.....	13
1934	Cain	.....	17
1935	Dietrich	.....	13
1936	Rhodes	.....	20
1937	Kelley	.....	21
1938	Caster	.....	20
1939	Ross	.....	14
1940	Caster	.....	19
1941	Marchildon	.....	15
1942	Wolff	.....	15
	Harris	.....	15
1943	Harris	.....	21
1944	Newsom	.....	15
1945	Newsom	.....	20
1946	Marchildon	.....	16
	Knerr	.....	16
	Fowler	.....	16
1947	Flores	.....	13
1948	Marchildon	.....	15
1949	Coleman	.....	14
1950	Kellner	.....	20
1951	Kellner	.....	14
1952	Byrd	.....	15
	Hooper	.....	15
1953	Byrd	.....	20
1954	Portocarrero	.....	18
1955	Ditmar	.....	12
1956	Ditmar	.....	22
1957	Garver	.....	13
1958	Terry	.....	13
1959	Daley	.....	13
	Garver	.....	13
1960	Daley	.....	16
1961	Archer	.....	15
1962	Rakow	.....	17
1963	Pena	.....	20
1964	Segui	.....	17
1965	O'Donoghue	.....	18
1966	Hunter	.....	11
1967	Hunter	.....	17
	Nash	.....	17
	Krause	.....	17
1968	Dobson	.....	14
1969	Hunter	.....	15
1970	Dobson	.....	15
1971	Odom	.....	12
1972	Holtzman	.....	11
1973	Holtzman	.....	13
1974	Holtzman	.....	17
1975	Holtzman	.....	14
1976	Blue	.....	13
1977	Langford	.....	19
	Blue	.....	19
1978	Keough	.....	15
1979	Keough	.....	17
1980	Kingman	.....	20
1981	Langford	.....	10
1982	Keough	.....	18
1983	Codioli	.....	12
1984	McCatty	.....	14
1985	Codioli	.....	14
1986	Rijo	.....	11
1987	Stewart	.....	13
1988	Stewart	.....	12
1989	Moore	.....	11
1990	Moore	.....	15
1991	Welch	.....	13
1992	Moore	.....	12
1993	Witt	.....	13
1994	Darling	.....	11
1995	Van Poppel	.....	8
1996	Johns	.....	12
1997	Karsay	.....	12
1998	Candiotti	.....	16
1999	Haynes	.....	12
2000	Appier	.....	11
	Heredia	.....	11
2001	Hudson	.....	9
2002	Lidle	.....	10
2003	Zito	.....	12
2004	Redman	.....	12
2005	Zito	.....	13
2006	Haren	.....	13
2007	Gaudin	.....	13
2008	Smith	.....	16
2009	Cahill	.....	13
2010	Braden	.....	14
2011	Cahill	.....	14
2012	Ross	.....	11
2013	Griffin	.....	10
2014	Gray	.....	15
2015	Chavez	.....	15
2016	Graveman	.....	11
	Gray	.....	11
2017	Gossett	.....	11
2018	Manaea	.....	9
2019	Anderson	.....	9
2020	Montas	.....	5
2021	Irvin	.....	15
2022	Irvin	.....	13
<b>ERA</b>			
1901	Plank	.....	3.31
1902	Waddell	.....	2.05
1903	Plank	.....	2.38
1904	Waddell	.....	1.62
1905	Waddell	.....	1.48
1906	Waddell	.....	2.21
1907	Bender	.....	2.05
1908	Coombs	.....	2.00
1909	Krause	.....	1.39
1910	Coombs	.....	1.30
1911	Plank	.....	2.10
1912	Plank	.....	2.21
1913	Bender	.....	2.21
1914	Bender	.....	2.26
1915	Wyckoff	.....	3.52
1916	Bush	.....	2.57
1917	Bush	.....	2.47
1918	Perry	.....	1.98
1919	Naylor	.....	3.34
1920	Rommel	.....	2.84
1921	Rommel	.....	3.95
1922	Rommel	.....	3.28
1923	Rommel	.....	3.27
1924	Baumgartner	.....	2.88
1925	Gray	.....	3.39
1926	Grove	.....	2.51
1927	Quinn	.....	3.18
1928	Grove	.....	2.57
1929	Grove	.....	2.82
1930	Grove	.....	2.54
1931	Grove	.....	2.05
1932	Grove	.....	2.84
1933	Grove	.....	3.21
1934	Cain	.....	4.40
1935	Marcum	.....	4.07
1936	Kelley	.....	3.87
1937	Smith	.....	3.93
1938	Caster	.....	4.36
1939	Nelson	.....	4.77
1940	Babich	.....	3.73
1941	Marchildon	.....	3.57
1942	Wolff	.....	3.32
1943	Flores	.....	3.12
1944	Newsom	.....	2.82
1945	Christopher	.....	3.17
1946	Flores	.....	2.32
1947	Fowler	.....	2.81
1948	Fowler	.....	3.78
1949	Fowler	.....	3.74
1950	Brissie	.....	4.02
1951	Shantz	.....	3.95
1952	Shantz	.....	2.48
1953	Fricano	.....	3.88
1954	Portocarrero	.....	4.06
1955	Kellner	.....	4.20
1956	Gorman	.....	3.84
1957	Trucks	.....	3.03
1958	Herbert	.....	3.50
1959	Daley	.....	3.17
1960	Herbert	.....	3.27
1961	Archer	.....	3.20
1962	Rakow	.....	4.25
1963	Drabowsky	.....	3.05
1964	Pena	.....	4.44
1965	O'Donoghue	.....	4.14
1966	Krause	.....	2.98
1967	Hunter	.....	2.80
1968	Nash	.....	2.28
1969	Odom	.....	2.92
1970	Segui	.....	2.56
1971	Blue	.....	1.82
1972	Hunter	.....	2.04
1973	Holtzman	.....	2.97
1974	Hunter	.....	2.49
1975	Blue	.....	3.01
1976	Blue	.....	2.35
1977	Blue	.....	3.83
1978	Keough	.....	3.24
1979	McCatty	.....	4.22
1980	Norris	.....	2.53
1981	McCatty	.....	2.32
1982	McCatty	.....	3.99
1983	Krueger	.....	3.61
1984	Burris	.....	3.15
1985	Sutton	.....	3.89
1986	Haas	.....	2.74
1987	Stewart	.....	3.68

1988	Stewart	3.23
1989	Moore	2.61
1990	Stewart	2.56
1991	Moore	2.96
1992	Welch	3.27
1993	Witt	4.29
1994	<b>Ontiveros</b>	<b>2.65</b>
1995	Ontiveros	4.37
1996	Prieto	4.15
1997	Small	4.28
1998	Rogers	3.17
1999	Hudson	3.23
2000	Heredia	4.12
2001	Hudson	3.37
2002	Zito	2.75
2003	Hudson	2.70
2004	Hudson	3.53
2005	Blanton	3.53
2006	Zito	3.83
2007	Haren	3.07
2008	Smith	4.16
2009	Anderson	4.06
2010	Cahill	2.97
2011	Gonzalez	3.12
2012	Parker	3.47
2013	Colón	2.65
2014	Gray	3.08
2015	Gray	2.73
2016	Graveman	4.11
2017	Manaea	4.37
2018	Manaea	3.59
2019	Anderson	3.89
2020	Bassitt	2.29
2021	Montas	3.37
2022	Irvin	3.98

## Games

1901	Fraser	40
1902	Plank	36
1903	<b>Plank</b>	<b>43</b>
1904	Waddell	46
1905	<b>Waddell</b>	<b>46</b>
1906	Waddell	43
1907	Waddell	44
1908	Vickers	53
1909	Plank	34
	Bender	34
1910	<b>Coombs</b>	<b>45</b>
1911	Coombs	47
1912	Coombs	40
1913	Bender	48
1914	Bush	38
	Shawkey	38
1915	Wyckoff	43
1916	Myers	44
1917	Myers	38
1918	Perry	44
1919	Kinney	43
1920	Perry	42
	Naylor	42
1921	Rommel	46
1922	<b>Rommel</b>	<b>51</b>
1923	<b>Rommel</b>	<b>56</b>
1924	Rommel	43
1925	Walberg	53
1926	Pate	47
1927	Grove	51

1928	Rommel	43
1929	Earnshaw	44
1930	<b>Grove</b>	<b>50</b>
1931	Walberg	44
1932	Grove	44
1933	Grove	45
1934	Cascarella	42
1935	Dietrich	43
1936	Kelley	35
	Rhodes	35
1937	Kelley	41
1938	Smith	43
1939	Dean	54
1940	Heusser	41
1941	Ferrick	36
1942	Marchildon	38
1943	Wolff	41
1944	Berry	53
1945	<b>Berry</b>	<b>52</b>
1946	Savage	40
1947	Christopher	44
	Savage	44
1948	Harris	45
1949	Kellner	38
	Scheib	38
1950	Brissie	46
1951	Scheib	46
1952	Hooper	43
1953	Martin	58
1954	Burtschy	38
1955	Gorman	57
1956	Crimian	54
1957	Trucks	48
1958	Gorman	50
1959	Grim	40
1960	Kutyna	51
1961	Kunkel	58
1962	Wyatt	59
1963	Wyatt	63
1964	<b>Wyatt</b>	<b>81</b>
1965	Dickson	68
1966	Aker	66
1967	Aker	57
1968	Aker	54
1969	Lindblad	60
	Fingers	60
1970	Grant	72
1971	Fingers	48
1972	Fingers	65
1973	Fingers	62
1974	<b>Fingers</b>	<b>76</b>
1975	<b>Fingers</b>	<b>75</b>
1976	Fingers	70
1977	Lacey	64
1978	Lacey	74
1979	Heaverlo	62
1980	Lacey	47
1981	Jones	33
1982	Underwood	56
1983	Underwood	51
1984	Caudill	68
1985	Howell	63
1986	Ontiveros	46
1987	Eckersley	54
	Nelson	54
1988	Eckersley	60
1989	Honeycutt	64

1990	Eckersley	63
1991	Eckersley	67
1992	Eckersley	69
1993	Eckersley	64
1994	Eckersley	45
1995	Eckersley	52
1996	Groom	72
	Mohler	72
1997	Groom	78
1998	Groom	75
1999	Groom	76
2000	Tam	72
2001	Tam	70
2002	<b>Koch</b>	<b>84</b>
2003	Bradford	72
	Foulke	72
2004	Bradford	68
2005	Rincon	67
	Street	67
2006	Calero	70
2007	Embree	68
2008	Embree	70
2009	Wuertz	74
2010	Breslow	75
2011	Breslow	67
	Fuentes	67
2012	Balfour	75
2013	Cook	71
2014	Gregerson	72
	Otero	72
2015	Abad	62
2016	Dull	70
2017	Coulombe	72
2018	Petit	74
2019	<b>Petit</b>	<b>80</b>
2020	Petit	26
2021	Petit	78
2022	Acevedo	70

## Games Started

1901	Fraser	37
1902	Plank	32
1903	<b>Plank</b>	<b>40</b>
1904	Waddell	46
1905	<b>Plank</b>	<b>41</b>
1906	Waddell	34
1907	Plank	40
1908	Vickers	33
1909	Plank	33
1910	Coombs	38
1911	<b>Coombs</b>	<b>40</b>
1912	Coombs	32
1913	Brown	35
1914	Shawkey	31
1915	Wyckoff	34
1916	Myers	35
1917	Bush	31
1918	<b>Perry</b>	<b>36</b>
1919	Johnson	25
1920	Naylor	36
1921	Rommel	32
1922	Rommel	33
1923	Hasty	36
1924	Rommel	34
1925	<b>Harriss</b>	<b>33</b>
1926	Grove	33
1927	Walberg	34

1928	Grove	31
1929	<b>Grove</b>	<b>37</b>
1930	<b>Earnshaw</b>	<b>39</b>
1931	Walberg	35
1932	Walberg	34
1933	Cain	32
1934	Cain	32
1935	Marcum	27
1936	Rhodes	28
1937	Caster	33
1938	<b>Caster</b>	<b>40</b>
1939	Ross	28
1940	Babich	30
1941	Marchildon	27
1942	Marchildon	31
1943	Flores	27
	Harris	27
1944	Newsom	33
1945	Newsom	34
1946	Marchildon	29
1947	Marchildon	35
1948	Marchildon	30
1949	Coleman	30
1950	Brissie	31
1951	Kellner	29
1952	Shantz	33
	Kellner	33
1953	Byrd	37
1954	Portocarrero	33
1955	Kellner	24
1956	Ditmar	34
1957	Garver	23
1958	Terry	33
1959	Garver	30
1960	Daley	35
1961	Archer	27
1962	Rakow	35
1963	Wickersham	33
1964	Segui	35
1965	Talbot	33
1966	Hunter	25
1967	Hunter	35
1968	Dobson	34
	Hunter	34
1969	Dobson	35
	Hunter	35
1970	Hunter	40
	Dobson	40
1971	Blue	39
1972	Hunter	37
1973	Holtzman	40
1974	Hunter	41
1975	Holtzman	38
	Blue	38
1976	Torrez	39
1977	Blue	38
1978	Keough	32
1979	Langford	29
1980	Langford	33
	Norris	33
1981	Langford	24
1982	Keough	34
1983	Codirolì	31
1984	McCatty	30
1985	Codirolì	37
1986	Young	27
1987	Stewart	27

1988	Stewart	37	1906	Bender	24	1953	Kellner	14	1999	Rogers	3
1989	Stewart	36	1907	Plank	33	1954	Portocarrero	16	2000	Heredia	2
1990	Stewart	36	1908	Vickers	21	1955	Ditmar	7		Hudson	2
1991	Stewart	35		Plank	21	1956	Ditmar	14	2001	Mulder	6
	Welch	35	1909	Plank	24	1957	Garver	6	2002	Hudson	4
1992	Moore	36		Bender	24	1958	Daley	10	2003	Mulder	9
1993	Witt	33	1910	Coombs	35	1959	Garver	12	2004	Mulder	5
1994	Darling	25	1911	Coombs	26	1960	Herbert	14	2005	Haren	3
1995	Stottlemyre	31	1912	Plank	24	1961	Archer	9	2006	Haren	2
1996	Wengert	25	1913	Plank	18	1962	Rakow	11		Loaiza	2
1997	Karsay	24	1914	Shawkey	18	1963	Drabowsky	9	2007	Blanton	3
1998	Rogers	34	1915	Wyckoff	20		Pena	9	2008	Smith	2
1999	Heredia	33	1916	Myers	31	1964	Pena	5	2009	Anderson	1
2000	Heredia	32	1917	Bush	17	1965	Segui	5		Tomko	1
	Hudson	32	1918	Perry	30	1966	Nash	5	2010	Braden	5
2001	Hudson	35	1919	Naylor	17	1967	Hunter	13	2011	McCarthy	5
	Zito	35	1920	Perry	20	1968	Nash	12	2012	Milone	1
2002	Zito	35		Naylor	20	1969	Dobson	11	2013	Colón	3
2003	Zito	35	1921	Rommel	20	1970	Dobson	13	2014	Gray	2
2004	Zito	34	1922	Rommel	22	1971	Blue	24		Kazmir	2
2005	Zito	35	1923	Rommel	19	1972	Holtzman	16		Samardzija	2
2006	Haren	34	1924	Rommel	21		Hunter	16	2015	Gray	3
	Zito	34	1925	Harriss	15	1973	Holtzman	16	2016	Graveman	2
2007	Blanton	34	1926	Grove	20	1974	Hunter	23	2017	Mengden	1
	Gaudin	34	1927	Walberg	15	1975	Holtzman	13	2018	Manaea	1
	Haren	34	1928	Grove	24		Blue	13		Mengden	1
2008	Smith	32	1929	Grove	21	1976	Blue	20	2019	Fiers	1
2009	Cahill	32	1930	Grove	22	1977	Blue	16	2020	Minor	1
2010	Gonzalez	33	1931	Grove	27	1978	Johnson	7	2021	Manaea	2
2011	Cahill	34	1932	Grove	27	1979	Langford	14	2022	None	
2012	Milone	31	1933	Grove	21	1980	Langford	28			
2013	Griffin	32	1934	Marcum	17	1981	Langford	18			
	Parker	32	1935	Marcum	19	1982	Langford	15			
2014	Gray	33	1936	Kelley	20	1983	Codiroli	7	1969	Fingers	12
2015	Gray	31	1937	Caster	19	1984	Burris	5	1970	Grant	24
2016	Graveman	31	1938	Caster	20	1985	Codiroli	4	1971	Fingers	17
2017	Manaea	29	1939	Nelson	12	1986	Andujar	7	1972	Fingers	21
2018	Manaea	27	1940	Babich	16	1987	Stewart	8	1973	Fingers	22
2019	Fiers	33	1941	Marchildon	14	1988	Stewart	14	1974	Fingers	18
2020	four players tied	11	1942	Marchildon	18	1989	Stewart	8	1975	Fingers	24
2021	Irvin	32	1943	Harris	15	1990	Stewart	11	1976	Fingers	20
	Manaea	32	1944	Newsom	18	1991	Welch	7	1977	Bair	7
	Montas	32	1945	Christopher	17	1992	Darling	4		Lacey	7
2022	Irvin	30	1946	Marchildon	16	1993	Witt	5	1978	Sosa	14
			1947	Marchildon	21	1994	Witt	5	1979	Heaverlo	9
			1948	Fowler	16	1995	Otiveros	2	1980	Lacey	6
			1949	Kellner	19		Stottlemyre	2	1981	Beard	3
			1950	Kellner	15	1996	Prieto	2		Jones	3
				Brissie	15	1997	Oquist	1	1982	Beard	11
			1951	Shantz	13		Wengert	1	1983	Beard	10
			1952	Shantz	27	1998	Rogers	7	1984	Caudill	36
									1985	Howell	29

## Saves

## MILESTONE STRIKEOUTS

### Franchise

1	Chick Fraser, April 26, 1901 vs. Washington
10000	Weldon Wyckoff, June 5, 1915 vs. St. Louis
20000	Johnny Marcum, July 27, 1935 vs. Boston (G#2) (Babe Dahlgren)
30000	Bill Harrington, August 20, 1955 at Cleveland (Art Houtteman)
40000	Blue Moon Odom, June 29, 1968 at New York (G#1) (Bill Robinson)
50000	Rick Langford, August 5, 1980 vs. Minnesota (Roy Smalley)
60000	Kelly Downs, Sept. 13, 1992 vs. Seattle (Greg Briley)
70000	Tim Hudson, July 22, 2003 at Kansas City (Travis Dawkins)
80000	Jarrod Parker, September 15, 2012 vs. Baltimore (Chris Davis)
90000	Jake Diekman, July 23, 2021 vs. Seattle (J.P. Crawford)

### Oakland

1	Catfish Hunter, April 10, 1968 at Baltimore (Brooks Robinson)
10000	Rick Lysander, April 27, 1980 at Minnesota (Danny Goodwin)
20000	Ron Darling, June 5, 1992 at Chicago (Ron Karkovice)
30000	Mark Mulder, April 30, 2003 at Chicago (Paul Konerko)
40000	Ryan Cook, July 13, 2012 at Minnesota (Ryan Doumit)
50000	Sean Manaea, May 23, 2021 at Los Angeles-AL (Justin Upton)

1986	Howell	.....16
1987	Eckersley	.....16
	Howell	.....16
<b>1988</b>	<b>Eckersley</b>	<b>..... 45</b>
1989	Eckersley	.....33
1990	Eckersley	.....48
1991	Eckersley	.....43
<b>1992</b>	<b>Eckersley</b>	<b>..... 51</b>
1993	Eckersley	.....36
1994	Eckersley	.....19
1995	Eckersley	.....29
1996	Taylor	.....17
1997	Taylor	.....23
1998	Taylor	.....33
1999	Taylor	.....26
2000	Isringhausen	.....33
2001	Isringhausen	.....34
2002	Koch	.....44
<b>2003</b>	<b>Foulke</b>	<b>..... 43</b>
2004	Dotel	.....22
2005	Street	.....23
2006	Street	.....37
2007	Embree	.....17
2008	Street	.....18
2009	Bailey	.....26
2010	Bailey	.....25
2011	Bailey	.....24
2012	Balfour	.....24
2013	Balfour	.....38
2014	Doolittle	.....22
2015	Clippard	.....17
2016	Madson	.....30
2017	Casilla	.....16
2018	Treinen	.....38
2019	Hendriks	.....25
2020	Hendriks	.....14
2021	Trivino	.....22
2022	Jiménez	.....11

### Innings Pitched

1901	Fraser	..... 331
1902	Plank	..... 300
1903	Plank	..... 336
1904	Waddell	..... 383
1905	Plank	..... 347
1906	Waddell	..... 273
1907	Plank	..... 344
1908	Vickers	..... 300
1909	Plank	..... 275
1910	Coombs	..... 353
1911	Coombs	..... 337
1912	Coombs	..... 262
1913	Bender	..... 237
1914	Shawkey	..... 237
1915	Wyckoff	..... 276
1916	Myers	..... 315
1917	Bush	..... 233
<b>1918</b>	<b>Perry</b>	<b>..... 332</b>
1919	Naylor	..... 205
1920	Perry	..... 264
1921	Rommel	..... 285
1922	Rommel	..... 294
1923	Rommel	..... 298
1924	Rommel	..... 278
1925	Rommel	..... 261
1926	Grove	..... 258
1927	Grove	..... 262

1928	Grove	..... 262
1929	Grove	..... 275
1930	Earnshaw	..... 296
<b>1931</b>	<b>Walberg</b>	<b>..... 291</b>
1932	Grove	..... 292
1933	Grove	..... 275
1934	Marcum	..... 232
1935	Marcum	..... 243
1936	Kelley	..... 235
1937	Caster	..... 232
1938	Caster	..... 281
1939	Nelson	..... 198
1940	Babich	..... 229
1941	Marchildon	..... 204
1942	Marchildon	..... 244
1943	Flores	..... 231
1944	Newsom	..... 265
1945	Newsom	..... 257
1946	Marchildon	..... 227
1947	Marchildon	..... 277
1948	Marchildon	..... 226
1949	Kellner	..... 245
1950	Brissie	..... 246
1951	Kellner	..... 210
1952	Shantz	..... 280
1953	Byrd	..... 237
1954	Portocarrero	..... 248
1955	Ditmar	..... 175
1956	Ditmar	..... 254
1957	Garver	..... 145
1958	Terry	..... 217
1959	Daley	..... 216
1960	Herbert	..... 253
1961	Archer	..... 205
1962	Rakow	..... 235
1963	Wickersham	..... 238
1964	Pena	..... 219
1965	Talbot	..... 198
1966	Krausse	..... 178
1967	Hunter	..... 260
1968	Hunter	..... 234
1969	Hunter	..... 247
1970	Dobson	..... 267
1971	Blue	..... 213
1972	Hunter	..... 295
1973	Holtzman	..... 297
1974	Hunter	..... 318
1975	Blue	..... 278
1976	Blue	..... 298
1977	Blue	..... 279.2
1978	Keough	..... 197.1
1979	Langford	..... 219.0
<b>1980</b>	<b>Langford</b>	<b>..... 290.0</b>
1981	Langford	..... 195.1
1982	Langford	..... 237.1
1983	Codioli	..... 205.2
1984	Burris	..... 211.2
1985	Codioli	..... 226.0
1986	Young	..... 198.0
1987	Stewart	..... 261.1
<b>1988</b>	<b>Stewart</b>	<b>..... 275.2</b>
1989	Stewart	..... 257.2
<b>1990</b>	<b>Stewart</b>	<b>..... 267.0</b>
1991	Stewart	..... 226.0
1992	Moore	..... 223.0
1993	Witt	..... 220.0
1994	Darling	..... 160.0

1995	Stottlemyre	.....209.2
1996	Wengert	.....161.1
1997	Wengert	.....134.0
1998	Rogers	.....238.2
1999	Heredia	.....200.1
2000	Hudson	.....202.1
2001	Hudson	.....235.0
2002	Hudson	.....238.1
2003	Hudson	.....240.0
2004	Mulder	.....225.2
2005	Zito	.....228.1
2006	Haren	.....223.0
2007	Blanton	.....230.0
2008	Smith	.....190.1
2009	Cahill	.....178.2
2010	Gonzalez	.....200.2
2011	Cahill	.....207.2
2012	Milone	.....190.0
2013	Griffin	.....200.0
2014	Gray	.....219.0
2015	Gray	.....208.0
2016	Graveman	.....186.0
2017	Manaea	.....158.2
2018	Manaea	.....160.2
2019	Fiers	.....184.2
2020	Bassitt	.....63.0
2021	Montas	.....187.0
2022	Irvin	.....181.0

### Strikeouts

1901	Fraser	..... 110
<b>1902</b>	<b>Waddell</b>	<b>..... 210</b>
<b>1903</b>	<b>Waddell</b>	<b>..... 302</b>
<b>1904</b>	<b>Waddell</b>	<b>..... 349</b>
<b>1905</b>	<b>Waddell</b>	<b>..... 287</b>
<b>1906</b>	<b>Waddell</b>	<b>..... 196</b>
<b>1907</b>	<b>Waddell</b>	<b>..... 232</b>
1908	Dyger	..... 164
1909	Bender	..... 161
1910	Coombs	..... 224
1911	Coombs	..... 185
1912	Coombs	..... 120
1913	Plank	..... 151
1914	Plank	..... 110
1915	Wyckoff	..... 157
1916	Myers	..... 182
1917	Bush	..... 121
1918	Perry	..... 81
1919	Kinney	..... 97
1920	Naylor	..... 90
1921	Harriss	..... 92
1922	Harriss	..... 102
1923	Harriss	..... 89
1924	Rommel	..... 72
<b>1925</b>	<b>Grove</b>	<b>..... 116</b>
<b>1926</b>	<b>Grove</b>	<b>..... 194</b>
<b>1927</b>	<b>Grove</b>	<b>..... 174</b>
<b>1928</b>	<b>Grove</b>	<b>..... 183</b>
<b>1929</b>	<b>Grove</b>	<b>..... 170</b>
<b>1930</b>	<b>Grove</b>	<b>..... 209</b>
<b>1931</b>	<b>Grove</b>	<b>..... 175</b>
1932	Grove	..... 188
1933	Grove	..... 114
1934	Marcum	..... 92
1935	Marcum	..... 99
1936	Kelley	..... 82
1937	Caster	..... 100

1938	Caster	..... 112
1939	Nelson	.....75
1940	Babich	.....94
1941	Marchildon	.....74
1942	Marchildon	.....110
1943	Flores	.....113
1944	Newsom	.....142
1945	Newsom	.....127
1946	Marchildon	.....95
1947	Marchildon	.....128
1948	Brissie	.....127
1949	Brissie	.....118
1950	Brissie	.....101
1951	Kellner	.....94
1952	Shantz	.....152
1953	Byrd	.....122
1954	Portocarrero	.....132
1955	Ditmar	.....79
1956	Ditmar	.....126
1957	Terry	.....80
1958	Terry	.....134
1959	Daley	.....125
1960	Daley	.....126
1961	Archer	.....110
1962	Rakow	.....159
1963	Pena	.....128
1964	Pena	.....184
1965	Segui	.....119
1966	Hunter	.....103
1967	Hunter	.....196
1968	Hunter	.....172
1969	Odom	.....150
	Hunter	.....150
1970	Hunter	.....178
1971	Blue	.....301
1972	Hunter	.....191
1973	Blue	.....158
1974	Blue	.....174
1975	Blue	.....189
1976	Blue	.....166
1977	Blue	.....157
1978	Keough	.....108
1979	Langford	.....101
1980	Norris	.....180
1981	McCatty	.....91
1982	Norris	.....83
1983	Conroy	.....112
1984	Burris	.....93
1985	Codioli	.....111
1986	Rijo	.....176
1987	Stewart	.....205
1988	Stewart	.....192
1989	Moore	.....172
1990	Stewart	.....166
1991	Moore	.....153
1992	Stewart	.....130
1993	Witt	.....131
1994	Witt	.....111
1995	Stottlemyre	.....205
1996	Reyes	.....78
1997	Karsay	.....92
1998	Rogers	.....138
1999	Hudson	.....132
2000	Hudson	.....169
2001	Zito	.....205
2002	Zito	.....182
2003	Hudson	.....162

2004	Harden.....	167
2005	Zito.....	171
2006	Haren.....	176
2007	Haren.....	192
2008	Eveland.....	118
2009	Anderson.....	150
2010	Gonzalez.....	171
2011	Gonzalez.....	197
2012	Parker.....	140
2013	Griffin.....	171
2014	Gray.....	183
2015	Gray.....	169
2016	Manaea.....	124
2017	Manaea.....	140
2018	Manaea.....	108
2019	Bassitt.....	141
2020	Montas.....	60
2021	Montas.....	207
2022	Irvin.....	128

### Walks

<b>1901</b>	<b>Fraser.....</b>	<b>132</b>
1902	Husting.....	91
1903	Waddell.....	85
1904	Waddell.....	91
1905	Waddell.....	90
	Bender.....	90
1906	Waddell.....	92
1907	Plank.....	85
	Dygart.....	85
<b>1908</b>	<b>Dygart.....</b>	<b>97</b>
1909	Coombs.....	73
<b>1910</b>	<b>Morgan.....</b>	<b>117</b>
1911	Coombs.....	119
1912	Coombs.....	94
1913	Houck.....	122
1914	Wyckoff.....	103
<b>1915</b>	<b>Wyckoff.....</b>	<b>165</b>

<b>1916</b>	<b>Myers.....</b>	<b>168</b>
1917	Bush.....	111
1918	Perry.....	111
1919	Kinney.....	91
1920	Naylor.....	86
1921	Moore.....	122
1922	Harriss.....	94
1923	Rommel.....	108
1924	Rommel.....	94
<b>1925</b>	<b>Grove.....</b>	<b>131</b>
1926	Grove.....	101
1927	Walberg.....	91
1928	Earnshaw.....	100
<b>1929</b>	<b>Earnshaw.....</b>	<b>125</b>
1930	Earnshaw.....	139
1931	Walberg.....	109
1932	Walberg.....	103
1933	Cain.....	137
1934	Cain.....	128
1935	Dietrich.....	101
1936	Rhodes.....	102
1937	Caster.....	107
1938	Caster.....	117
1939	Ross.....	95
1940	Babich.....	80
1941	Marchildon.....	118
<b>1942</b>	<b>Marchildon.....</b>	<b>140</b>
1943	Black.....	110
1944	Newsom.....	82
1945	Newsom.....	103
1946	Marchildon.....	114
<b>1947</b>	<b>Marchildon.....</b>	<b>141</b>
1948	Marchildon.....	131
1949	Kellner.....	129
1950	Brissie.....	117
1951	Kellner.....	93
1952	Byrd.....	98
1953	Byrd.....	115

1954	Portocarrero....	114
1955	Ditmar.....	86
1956	Ditmar.....	108
1957	Trucks.....	62
1958	Garver.....	66
1959	Daley.....	62
	Herbert.....	62
1960	Daley.....	96
1961	Walker.....	96
1962	Pfister.....	106
1963	Wickersham.....	79
1964	Segui.....	94
1965	Talbot.....	86
1966	Hunter.....	64
1967	Nash.....	87
1968	Odom.....	98
1969	Odom.....	112
1970	Odom.....	100
1971	Blue.....	88
1972	Odom.....	87
1973	Blue.....	105
1974	Blue.....	98
1975	Holtzman.....	108
1976	Torrez.....	87
1977	Blue.....	86
1978	Keough.....	85
1979	Norris.....	94
1980	McCatty.....	99
1981	Norris.....	63
1982	Keough.....	101
1983	Conroy.....	98
1984	Burris.....	90
1985	Birtsas.....	91
1986	Rijo.....	108
1987	Stewart.....	105
1988	Stewart.....	110
1989	Moore.....	83
1990	Moore.....	84

1991	Moore.....	105
	Stewart.....	105
1992	Moore.....	103
1993	Witt.....	91
<b>1994</b>	<b>Van Poppel.....</b>	<b>89</b>
1995	Stottlemire.....	80
1996	Johns.....	69
1997	Prieto.....	70
1998	Haynes.....	88
1999	Haynes.....	80
2000	Appier.....	102
2001	Zito.....	80
2002	Zito.....	78
2003	Zito.....	88
2004	Mulder.....	83
2005	Zito.....	89
2006	Zito.....	99
2007	Gaudin.....	100
2008	Smith.....	87
2009	Cahill.....	72
2010	Gonzalez.....	92
<b>2011</b>	<b>Gonzalez.....</b>	<b>91</b>
2012	Parker.....	63
2013	Parker.....	63
2014	Gray.....	74
2015	Gray.....	59
2016	Graveman.....	47
2017	Manaea.....	55
2018	Cahill.....	41
2019	Fiers.....	53
2020	Montas.....	23
2021	Montas.....	57
2022	Kaprielian.....	59

**Bold denotes tied or led league**

## OAKLAND ATHLETICS 20 OR MORE HITS IN A GAME

Hits	Opponent	Date	Hits	Opponent	Date
29	at Texas	July 1, 1979	21	at Detroit	August 15, 1998
25	at Houston	September 10, 2019	21	at Seattle	April 13, 1990
25	at Boston	June 14, 1969	21	at Baltimore	April 26, 1974
24	San Francisco	June 26, 2005	20	San Diego	June 17, 2015
24	Texas	September 30, 2000	20	at Kansas City	August 12, 2014
24	at Cleveland	August 28, 1998	20	at Chicago (AL)	September 8, 2009
23	at Texas	May 10, 1973	20	at Los Angeles	May 1, 2008
22	at Kansas City	August 26, 2019	20	at Cleveland	August 2, 2001
22	Los Angeles (AL)	September 20, 2018	20	at Tampa Bay	September 15, 2000
22	at Minnesota	September 11, 2013	20	at Kansas City	May 3, 2000
22	Minnesota	July 20, 2009	20	at Minnesota	April 10, 1994
22	Cincinnati	June 9, 2004	20	at Texas	October 2, 1985
22	at Minnesota	April 27, 1980	20	at California	July 30, 1983
21	at Los Angeles (NL)	April 11, 2018	20	Cleveland	August 24, 1981
21	at Detroit	August 28, 2013	20	at Cleveland	August 3, 1980
21	at Boston	July 28, 2009	20	New York	June 12, 1971
21	at Kansas City	June 18, 2000			

# ATHLETICS HOME RUN HISTORY

## 25 OR MORE HOME RUNS IN A SEASON

NO.	PLAYER	YEAR	NO.	PLAYER	YEAR	NO.	PLAYER	YEAR
58	Jimmie Foxx	1932	34	Al Simmons	1929	28	Bob Johnson	1935
52	Mark McGwire	1996		Bob Johnson	1934		Jim Gentile	1964
49	Mark McGwire	1987		Rocky Colavito	1964		Tony Armas	1982
48	Jimmie Foxx	1933		Mark McGwire	1997		Rickey Henderson	1990
	Khrist Davis	2018		Eric Chavez	2002		Ben Grieve	1999
47	Reggie Jackson	1969		Miguel Tejada	2002	27	Joe Hauser	1924
44	Jimmie Foxx	1934	33	Jimmie Foxx	1929		Gus Zernial	1957
	Jose Canseco	1991		Gus Zernial	1951		Don Mincher	1970
43	Jason Giambi	2000		Dwayne Murphy	1984		Sal Bando	1976
	Khrist Davis	2017		Jose Canseco	1986		Dwayne Murphy	1982
42	Gus Zernial	1953		Mark McGwire	1989		Matt Stairs	1997
	Jose Canseco	1988		Jason Giambi	1999		Jason Giambi	1998
	Mark McGwire	1992		Jack Cust	2008		Ben Grieve	2000
	Khrist Davis	2016		Marcus Semien	2019		Miguel Tejada	2003
39	Mark McGwire	1990	32	Reggie Jackson	1971		Eric Chavez	2005
	Mark McGwire	1995		Reggie Jackson	1973		Marcus Semien	2016
	Frank Thomas	2006		Mark McGwire	1988		Stephen Piscotty	2018
	Matt Olson	2021		Eric Chavez	2001		Matt Chapman	2021
38	Bob Cerv	1958		Josh Reddick	2012	26	Mike Epstein	1972
	Matt Stairs	1999	31	Bob Johnson	1940		Gene Tenace	1974
	Jason Giambi	2001		Sal Bando	1969		Matt Stairs	1998
37	Tilly Walker	1922		Jose Canseco	1987		Eric Chavez	2000
	Jimmie Foxx	1930		Miguel Tejada	2001		Jack Cust	2007
	Jose Canseco	1990	30	Jimmie Foxx	1931		Yoenis Cespedes	2013
36	Al Simmons	1930		Bob Johnson	1938		Mark Canha	2019
	Jimmie Foxx	1935		Gus Zernial	1955	25	Bob Johnson	1936
	Reggie Jackson	1975		Dave Kingman	1985		Bob Johnson	1937
	Geronimo Berroa	1996		Miguel Tejada	2000		Wally Moses	1937
	Matt Chapman	2019		Brandon Moss	2013		Sam Chapman	1941
	Matt Olson	2019	29	Gus Zernial	1952		Norm Siebern	1962
35	Al Simmons	1932		Reggie Jackson	1968		Reggie Jackson	1972
	Tony Armas	1980		Sal Bando	1973		Dave Henderson	1991
	Dave Kingman	1984		Reggie Jackson	1974		Jack Cust	2009
	Dave Kingman	1986		Gene Tenace	1975		Brandon Moss	2014
	Terry Steinbach	1996		Eric Chavez	2003		Ryon Healy	2017
	John Jaha	1999		Eric Chavez	2004		Matt Joyce	2017
	Nick Swisher	2006		Josh Willingham	2011		Seth Brown	2022
				Josh Donaldson	2014			
				Matt Olson	2018			

## MILESTONE HOME RUNS

### Franchise

1	Lave Cross	Apr. 30, 1901
1,000	Mickey Cochrane	May 15, 1927
2,000	Jimmie Foxx	June 21, 1935
3,000	Sam Chapman	Sept. 30, 1949
4,000	Hector Lopez	Aug. 17, 1958
5,000	Jim Nash	May 22, 1968
6,000	Gene Tenace	May 25, 1975
7,000	Carney Lansford	July 3, 1983
8,000	Jose Canseco	Sept. 2, 1989
9,000	Mark McGwire	May 28, 1996
10,000	Miguel Tejada	Apr. 14, 2001
11,000	Bobby Kielty	June 15, 2006
12,000	Brandon Moss	June 5, 2013
13,000	Jonathan Lucroy	Aug. 25, 2018

### Oakland

1	Reggie Jackson	Apr. 10, 1968
1,000	Claudell Washington	May 6, 1975
2,000	Rickey Henderson	June 5, 1983
3,000	Dave Parker	Aug. 13, 1989
4,000	Jason Giambi	May 17, 1996
5,000	Jason Giambi	Sept. 24, 2000
6,000	Bobby Crosby	May 31, 2006
7,000	Brandon Moss	May 13, 2013
8,000	Marcus Semien	Aug. 11, 2018

## HOME RUN LEADERS BY POSITION

### Franchise – Career

P	John Odum (1964-75)	12
C	Terry Steinbach (1986-96)	116
1B	Mark McGwire (1986-97)	349
2B	Mark Ellis (2002-11)	84
3B	Eric Chavez (1998-10)	223
SS	Miguel Tejada (1997-03)	156
LF	Bob Johnson (1933-42)	201
CF	Dwayne Murphy (1978-87)	152
RF	Reggie Jackson (1967-75; 87)	225
DH	Dave Kingman (1984-86)	98

### Franchise – Season

P	John Odum (1969)	5
C	Terry Steinbach (1996)	34
1B	Jimmie Foxx (1932)	51
2B	Mark Ellis (2007)	19
3B	Matt Chapman (2019)	36
SS	Miguel Tejada (2002)	34
LF	Gus Zernial (1953)	41
CF	Dwayne Murphy (1984)	33
RF	Reggie Jackson (1969)	45
DH	Khrist Davis (2018)	46

### Oakland – Career

P	John Odum (1968-75)	12
C	Terry Steinbach (1986-96)	116
1B	Mark McGwire (1986-97)	349
2B	Mark Ellis (2002-11)	84
3B	Eric Chavez (1998-10)	223
SS	Miguel Tejada (1997-03)	156
LF	Rickey Henderson (1979-84; 89-95; 98)	156
CF	Dwayne Murphy (1978-87)	152
RF	Reggie Jackson (1968-75; 87)	225
DH	Dave Kingman (1984-86)	98

### Oakland – Season

P	John Odum (1969)	5
C	Terry Steinbach (1996)	34
1B	Mark McGwire (1987)	48
2B	Mark Ellis (2007)	19
3B	Matt Chapman (2019)	36
SS	Miguel Tejada (2002)	34
LF	Khrist Davis (2017)	34
CF	Dwayne Murphy (1984)	33
RF	Reggie Jackson (1969)	45
DH	Khrist Davis (2018)	46

## GRAND SLAM LEADERS

### Franchise – Career

1.	Jimmie Foxx (1925-35)	9
	Sam Chapman (1938-41, 45-51)	9
	Gus Zernial (1951-57)	9
	Mark McGwire (1986-97)	9
5.	Bob Johnson (1933-42)	8
	Terry Steinbach (1986-96)	8
	Jason Giambi (1995-01)	8
8.	Sal Bando (1966-76)	7
	Matt Stairs (1996-00)	7
	Miguel Tejada (1997-03)	7

### Franchise – Season

1.	Jason Giambi (2000)	4
2.	Jimmie Foxx (1932)	3
	Jimmie Foxx (1934)	3
	Bob Johnson (1938)	3
	Gus Zernial (1952)	3
	Gene Tenace (1974)	3
	Dave Kingman (1984)	3
	Ben Grieve (2000)	3
	Miguel Tejada (2001)	3
	Brandon Moss (2014)	3

### Oakland – Career

1.	Mark McGwire (1986-97)	9
2.	Terry Steinbach (1986-96)	8
	Jason Giambi (1995-01; 09)	8
4.	Sal Bando (1968-76)	7
	Matt Stairs (1996-00)	7
	Miguel Tejada (1997-03)	7
7.	Gene Tenace (1969-76)	6
8.	Joe Rudi (1968-76; 82)	5
	Dave Kingman (1984-86)	5
	Eric Chavez (1998-10)	5

### Oakland – Season

1.	Jason Giambi (2000)	4
2.	Gene Tenace (1974)	3
	Dave Kingman (1984)	3
	Ben Grieve (2000)	3
	Miguel Tejada (2001)	3
	Brandon Moss (2014)	3
7.	30 times; last: Chad Pinder (2022)	2

## INSIDE-THE-PARK HOME RUN LEADERS

### Franchise – Career

1.	Danny Murphy (1902-13)	23
2.	Harry Davis (1901-11; 13-17)	11
3.	Topsy Hartsel (1902-11)	11
	Stuffy McInnis (1909-17)	10
5.	Rube Oldring (1906-18)	9

### Franchise – Season

1.	Danny Murphy (1911)	5
2.	four times; last: Danny Murphy (1910)	4

### Oakland – Career

1.	Reggie Jackson (1968-75; 87)	4
2.	18 times	1

### Oakland – Season

1.	Reggie Jackson (1968)	2
2.	20 times; last: Nick Swisher (2006)	1



## PINCH HIT HOME RUN LEADERS

### Franchise – Career

1.	Chad Pinder (2016-22)	6
2.	Gus Zernial (1951-57)	5
	Jeff Burroughs (1982-84)	5
	Mark McGwire (1986-97)	5
	Terry Steinbach (1986-96)	5
	Mike Aldrete (1993-95)	5
7.	George Alusik (1962-64)	4
	Matt Stairs (1996-00)	4
	Olmedo Saenz (1999-02)	4
	Derek Norris (2012-14)	4
	Mark Canha (2015-21)	4

### Franchise – Season

1.	Jeff Burroughs (1982)	4
2.	Allie Clark (1952)	3
	Kite Thomas (1952)	3
	Bob Cerv (1957)	3
	Frank Fernandez (1970)	3
	Rich McKinney (1977)	3
	Jeff Newman (1978)	3
	Derek Norris (2013)	3
9.	23 times, last: Chad Pinder (2021)	2

### Oakland – Career

1.	Chad Pinder (2016-22)	6
2.	Jeff Burroughs (1982-84)	5
	Mark McGwire (1986-87)	5
	Terry Steinbach (1986-96)	5
	Mike Aldrete (1993-95)	5
6.	Matt Stairs (1996-00)	4
	Olmedo Saenz (1999-02)	4
	Derek Norris (2012-14)	4
	Mark Canha (2015-21)	4
10.	six players tied	3

### Oakland – Season

1.	Jeff Burroughs (1982)	4
2.	Frank Fernandez (1970)	3
	Rich McKinney (1977)	3
	Jeff Newman (1978)	3
	Derek Norris (2013)	3
6.	13 times; last: Chad Pinder (2021)	2

## LEAD OFF HOME RUN LEADERS

### Franchise – Career

1.	Rickey Henderson (1979-84; 89-95; 98)	43
2.	Eddie Joost (1947-54)	19
3.	Coco Crisp (2010-16)	15
4.	Bert Campaneris (1964-76)	13
5.	Max Bishop (1924-33)	9
6.	Marcus Semien (2015-20)	8
7.	Wally Moses (1935-41; 49-51)	7
8.	Topsy Hartsel (1902-11)	6
9.	four players tied	5

### Franchise – Season

1.	Rickey Henderson (1993)	7
2.	Eddie Joost (1948)	6
	Bert Campaneris (1970)	6
4.	Rickey Henderson (1990)	5
	Rickey Henderson (1991)	5
	Rickey Henderson (1992)	5
	Coco Crisp (2013)	5
8.	eight times, last: Marcus Semien (2019)	4

### Oakland – Career

1.	Rickey Henderson (1979-84; 89-95; 98)	43
2.	Coco Crisp (2010-16)	15
3.	Bert Campaneris (1968-76)	10
4.	Marcus Semien (2015-20)	8
5.	Mark Kotsay (2004-07)	5
	Matt Joyce (2017-18)	5
7.	Eric Byrnes (2000-04)	4
	Tony Phillips (1982-89; 99)	4
9.	Scott Brosius (1991-97)	3
	Mark Ellis (2002-11)	3

### Oakland – Season

1.	Rickey Henderson (1993)	7
2.	Bert Campaneris (1970)	6
3.	Rickey Henderson (1990)	5
	Rickey Henderson (1991)	5
	Rickey Henderson (1992)	5
	Coco Crisp (2013)	5
7.	five times, last: Marcus Semien (2019)	4

## GAME ENDING HOME RUN LEADERS

### Franchise – Career

1.	Reggie Jackson (1967-75; 87)	5
	Rickey Henderson (1979-84; 89-95; 98)	5
	Matt Stairs (1996-00)	5
4.	Jimmie Foxx (1925-35)	4
	Al Simmons (1924-32; 40-41; 44)	4
	Dwayne Murphy (1978-87)	4
	Josh Donaldson (2010, 12-14)	4
	Khris Davis (2016-21)	4
9.	17 players tied	3

### Franchise – Season

1.	Reggie Jackson (1971)	3
	Dave Kingman (1986)	3
	Matt Stairs (1999)	3
	Josh Donaldson (2014)	3
5.	13 times, last: Matt Chapman (2019)	2

### Oakland – Career

1.	Reggie Jackson (1968-75; 87)	5
	Rickey Henderson (1979-84; 89-95; 98)	5
	Matt Stairs (1996-00)	5
4.	Dwayne Murphy (1978-87)	4
	Josh Donaldson (2010, 12-14)	4
	Khris Davis (2016-21)	4
7.	11 players tied	3

### Oakland – Season

1.	Reggie Jackson (1971)	3
	Dave Kingman (1986)	3
	Matt Stairs (1999)	3
	Josh Donaldson (2014)	3
5.	11 times; last: Matt Chapman (2019)	2

## ATHLETICS GAMES OF SIX OR MORE HOME RUNS

No.	Opponent	H/A	Date	Hitters
8	California	A	June 27, 1996	Berroa, Brosius 2, Giambi, Herrera, McGwire, Steinbach, Young
7	Cleveland (2)	A	July 6, 1990	Canseco, R. Henderson 2, Lansford, McGwire 2, Quirk
7	Detroit	H	June 3, 1921	Dugan, Dykes 2, Perkins, Walker, Welch 2
6	Houston	A	Sept. 10, 2019	Murphy 2, Olson 2, Davis, Semien
6	Seattle	H	July 17, 2019	Canha 2, Profar 2, Laureano, Pinder
6	Baltimore	H	June 18, 2019	Davis, Grossman, Laureano, Pinder, Piscotty, Taylor
6	Arizona	A	June 17, 2008	Ellis 2, Chavez, Crosby, Davis, Suzuki
6	Kansas City	A	May 10, 2007	Chavez, Cust 2, Johnson 2, Putnam
6	Anaheim	H	Sept. 11, 2003	Byrnes, Chavez 2, Ellis, Hernandez, McMillon
6	Tampa Bay	H	Sept. 9, 2000	Ja. Giambi 2, Grieve, Hernandez, Long, Tejada
6	Cleveland	H	Aug. 24, 1999	Hinch, Jaha 2, Spiezio, Velarde 2
6	Toronto	H	Aug. 18, 1998	Christenson, Giambi, Spiezio 2, Stairs 2
6	Boston	H	Aug. 21, 1997	Bellhorn, Canseco, Giambi, McDonald, Spiezio, Young
6	Minnesota	H	Aug. 3, 1991	Baines, Canseco, D. Henderson 3, McGwire
6	Cleveland	H	July 18, 1980	Armas 2, Essian, Murphy, Page 2

## OPPONENT GAMES OF SIX OR MORE HOME RUNS

No.	Opponent	H/A	Date	Hitters
7	Los Angeles (AL)	A	Aug. 4, 2022	Adell, Moniak, Ohtani 2, Suzuki, Ward, Walsh
7	Houston	A	Sept. 9, 2019	Alvarez 2, Chirinos 2, Altuve, Brantley, Bregman
7	Seattle	A	Apr. 11, 1985	Cowens, Bradley, Presley, Thomas 3, Henderson
6	Minnesota	A	May 2, 2017	Dozier 2, Buxton, Castro, Mauer, Sano
6	Baltimore	A	May 8, 2016	Alvarez, Machado 2, Rickard, Schoop, Trumbo
6	Boston	A	Apr. 19, 1994	Vaughn 2, Cooper, Naehring 2, Greenwell
6	Minnesota	H	Aug. 15, 1993	Brito 2, Puckett 2, Harper, Reboulet
6	California	A	Apr. 23, 1985	Jackson 2, Narron, Schofield, Grich, DeCinces
6	Seattle	A	Aug. 2, 1983	Owen, D. Henderson 2, S. Henderson 2, Ramos
6	Detroit	H	Aug. 17, 1969	Northrup, Wert, Tresh, Kaline 2, Stanley

## MOST HOME RUNS, INNING – ATHLETICS

No.	Opponent	H/A	Date	Hitters
4	Chicago	H	Apr. 27, 2002	Hatteberg, Long, Pena, Menechino (3)
4	Tampa Bay	H	Sept. 1, 1999	Tejada, Chavez, Giambi, Jaha (4)
4	Boston	H	Aug. 21, 1997	Giambi, Young, McDonald, Canseco (3)

## MOST HOME RUNS, INNING – OPPONENTS

No.	Opponent	H/A	Date	Hitters
5	Minnesota	A	June 9, 1966	Rollins, Versalles, Oliva, Mincher, Killebrew (7)
4	Seattle	A	Sept. 21, 1996	Rodriguez, Griffey, Martinez, Sorrento (3)
4	Minnesota	A	May 16, 1983	Mitchell, Gaetti, Hatcher, Engle (9)
4	Minnesota	H	May 2, 1964	Oliva, Allison, Hall, Killebrew (11)
4	Boston	H	Aug. 26, 1957	Zauchin, Lepcio, Malzone, Piersall (7)
4	Boston	H	Sept. 24, 1940	Williams, Foxx, Cronin, Tabor (6)

## CONSECUTIVE HOME RUNS - ATHLETICS

No.	Opponent	H/A	Date	Hitters
3	Texas	A	July 24, 2022	Murphy, Pinder, Kemp
3	Texas	H	April 15, 2006	Chavez, Thomas, Bradley
3	Kansas City	H	June 23, 2000	Velarde, Ja. Giambi, Grieve
3	Kansas City	A	June 16, 2000	Chavez, Tejada, Hernandez
3	Cleveland	A	July 6, 1990	R. Henderson, Lansford, Canseco
3	Cleveland	A	May 16, 1990	Canseco, McGwire, Hassey
3	Cleveland	A	June 3, 1980	Revering, Page, Armas
3	Kansas City	H	June 19, 1979	Gross, Revering, Heath
3	Minnesota (G1)	H	June 22, 1969	Kubiak, Jackson, Bando
3	New York	H	Aug. 19, 1962	Cimoli, Causey, Bryan
3	St. Louis	A	July 17, 1934	Johnson, Foxx, Higgins
3	Cleveland	H	June 18, 1930	Simmons, Foxx, Miller
3	Washington	H	May 2, 1922	Walker, Perkins, Miller

## CONSECUTIVE HOME RUNS - OPPONENTS

No.	Opponent	H/A	Date	Hitters	Pitchers
4	Minnesota	H	May 2, 1964	Oliva, Allison, Hall, Killebrew	Pfister (3), Handrahan
3	18 times, most recent:				
	Seattle	H	June 21, 2022	Rodriguez, Winker, Suarez	Pruitt
	Tampa Bay	H	May 29, 2018	Cron, Wendle, Ramos	Gossett
	Los Angeles	H	Sept. 18, 2008	Morales, Napoli, Wood	Foulke
	Seattle	A	Sept. 21, 1996	Rodriguez, Griffey, Martinez	Telgheder
	Kansas City	A	Sept. 28, 1986	Brett, White, Quirk	Stewart
	Toronto	A	Apr. 26, 1984	Upshaw, Bell, Barfield	Warren
	Seattle	A	Aug. 2, 1983	S. Henderson, D. Henderson, Ramos	Krueger (2), Codiroli
	Milwaukee	H	June 5, 1982	Young, Cooper, Ogilvie	Beard (2), Ochwinko

## MOST HOME RUNS — ATHLETICS

HR	Player	Date
3	Joe Hauser at Cleveland.....	Aug. 2, 1924
3	Mickey Cochrane at St. Louis.....	May 21, 1925
3	Jimmie Foxx at Cleveland.....	July 10, 1932
3	Al Simmons vs. Detroit.....	July 15, 1932
3	Jimmie Foxx vs. New York.....	June 8, 1933
3	Ed Coleman vs. Chicago.....	Aug. 17, 1934
3	Pinky Higgins vs. Boston.....	June 27, 1935
3	Sam Chapman vs. Boston.....	Aug. 15, 1946
3	Hector Lopez vs. Washington.....	June 26, 1958
3	Preston Ward vs. Baltimore.....	Sept. 9, 1958
3	Bob Cerv vs. Boston.....	Aug. 20, 1959
3	Manny Jimenez at Baltimore.....	July 4, 1964
3	Reggie Jackson vs. Seattle.....	July 2, 1969
3	Dave Kingman at Seattle.....	April 16, 1984

HR	Player	Date
3	Mark McGwire at Cleveland.....	June 27, 1987
3	Jose Canseco at Toronto.....	July 3, 1988
3	Harold Baines vs. Baltimore.....	May 7, 1991
3	Dave Henderson vs. Minnesota.....	Aug. 3, 1991
3	Mark McGwire at Boston.....	June 11, 1995
3	Ernie Young vs. Minnesota.....	May 10, 1996
3	Geronimo Berroa at New York.....	May 22, 1996
3	Geronimo Berroa vs. Minnesota.....	Aug. 12, 1996
3	Miguel Tejada vs. Los Angeles.....	June 11, 1999
3	Miguel Tejada at Texas.....	June 30, 2001
3	Erubiel Durazo at Baltimore.....	Aug. 18, 2004
3	Josh Reddick at Toronto.....	Aug. 9, 2013
3	Danny Valencia at Tampa Bay.....	May 15, 2016
3	Khris Davis vs. Texas.....	May 17, 2016

## MOST HOME RUNS — OPPONENTS

HR	Player	Date
4	Lou Gehrig, New York (AL).....	June 3, 1932
4	Pat Seerey, Chicago (AL).....	July 18, 1948 (G#1)
3	Babe Ruth, New York (AL).....	May 21, 1930 (G#1)
3	Lou Gehrig, New York (AL).....	May 22, 1930 (G#2)
3	Goose Goslin, St. Louis.....	Aug. 19, 1930
3	Tony Lazzeri, New York (AL).....	May 24, 1936
3	Merv Connors, Chicago (AL).....	Sept. 17, 1938 (G#2)
3	Jim Tabor, Boston.....	July 4, 1939 (G#2)
3	Al Rosen, Cleveland.....	April 29, 1952
3	Al Kaline, Detroit.....	April 17, 1955
3	Lee Thomas, Los Angeles.....	Sept. 5, 1961 (G#2)
3	Jim King, Washington.....	June 8, 1964

HR	Player	Date
3	Jim Rice, Boston.....	Aug. 29, 1977
3	Larry Herndon, Detroit.....	May 18, 1982
3	Gorman Thomas, Seattle.....	April 11, 1985
3	Danny Tartabull, Kansas City.....	July 6, 1991
3	Jack Clark, Boston.....	July 31, 1991
3	Manny Ramirez, Cleveland.....	Aug. 25, 1999
3	Juan Gonzalez, Texas.....	Sept. 24, 1999
3	John Buck, Toronto.....	April 29, 2010
3	Miguel Cabrera, Detroit.....	May 28, 2010
3	Jarrett Parker, San Francisco.....	Sept. 26, 2015
3	Yordan Alvarez, Houston.....	Sept. 16, 2022

## HOME RUN IN FIRST GAME WITH THE OAKLAND A'S

Player	Opponent (Date)
*Joe Keough.....	at New York (Aug. 7, 1968) (G2)
Don Mincher.....	at Kansas City (April 7, 1970)
*Don Baylor.....	at California (April 9, 1976)
Earl Williams.....	Minnesota (April 9, 1977)
Mike Heath.....	Kansas City (June 19, 1979)
*Terry Steinbach.....	at Cleveland (Sept. 12, 1986)
*Dave Henderson.....	Seattle (April 4, 1988)
Scott Brosius.....	Seattle (Aug. 7, 1991)
*Tilson Brito.....	Milwaukee (Aug. 10, 1997) (G2)
Ed Sprague, Jr.....	Cleveland (Aug. 2, 1998)
Tom Wilson.....	Chicago-AL (May 19, 2001)
David Justice.....	Texas (April 1, 2002)
*Erubiel Durazo.....	Seattle (April 1, 2003)
*Jay Payton.....	Texas (July 15, 2005)
*Frank Thomas.....	New York (April 3, 2006)
Jack Cust.....	at Tampa Bay (May 6, 2007)

Player	Opponent (Date)
*Adam Rosales.....	at Los Angeles-AL (April 11, 2010)
*Josh Willingham.....	Seattle (April 1, 2011)
Jonny Gomes.....	vs. Seattle at Tokyo (March 29, 2012)
Chris Young.....	Seattle (April 3, 2013)
*Adam Dunn.....	Seattle (Sept. 1, 2014)
*Ben Zobrist.....	Texas (April 6, 2015)
Brett Eibner.....	Chicago-NL (Aug. 5, 2016)
Franklin Barreto.....	at Chicago-AL (June 24, 2017)
Chris Herrmann.....	Minnesota (July 2, 2019)
Sean Murphy.....	Los Angeles-AL (Sept. 4, 2019)
Jake Lamb.....	at Seattle (Sept. 14, 2020)
*Frank Schwindel.....	vs. Texas (June 30, 2021)
Yan Gomes.....	at Los Angeles-AL (Aug. 1, 2021)

\*indicates players who homered in their first at bat.

## COLISEUM HOME RUNS

Since its opening in 1968 a total of 7,725 Major League home runs have been hit in the Coliseum during the regular season, an average of 140.5 per year.

### COLISEUM CAREER HOME RUN LEADERS

Player	No.
Mark McGwire.....	166
Reggie Jackson.....	146*
Jose Canseco.....	122*
Eric Chavez.....	115
Jason Giambi.....	115*
Sal Bando.....	90
Miguel Tejada.....	83
Rickey Henderson.....	82*
Khris Davis.....	77
Dwayne Murphy.....	67
Matt Olson.....	67*
Matt Stairs.....	67*

\* Home Runs hit while non-Athletic (included in individual total): Canseco (8), Giambi (6), Henderson (3), Jackson (13), Olson (1), Stairs (3)

### NON-A'S COLISEUM CAREER HOME RUN LEADERS

Player	No.
Alex Rodriguez.....	21
Mark Teixeira.....	20
Rafael Palmeiro.....	20
Mike Trout.....	20
Jay Buhner.....	18
Carlton Fisk.....	18
Nelson Cruz.....	18
Brian Downing.....	17
Juan Gonzalez.....	17
six players tied.....	16

## ATHLETICS STREAKS

### CONSECUTIVE WINS

#### Overall

20	August 13-September 4, 2002
17	May 5-25, 1931
15	May 27-June 10, 1913
14	April 23-May 9, 1988
13	April 9-24, 2021
13	July 15-25, 1931
13	April 30-May 18, 1910
12	July 11-27, 1914
11	May 16-27, 2019
11	August 2-12, 2001
11	April 9-19, 1981
11	July 19-30, 1959
11	May 17-26, 1929
11	May 5-19, 1906
10	eight times, last: June 8-18, 2006

#### Home

22	July 15-August 31, 1931
20*	August 25, 2001-April 3, 2002
15	August 20-September 20, 1902
13	May 26-June 25, 1930
13	May 27-June 10, 1913
12	August 13-September 14, 2002
12	May 2-18, 1910
11	May 17-June 13, 2013
10	six times, last: Aug. 11-Sept. 1, 2006

\*streak includes final 17 games of 2001 and first three games of 2002

#### Road

14	May 3-30, 1931
12	August 24-September 12, 2012
12	July 31-August 15, 1971
11	April 9-26, 1981
10	August 19-28, 2002
10	July 25-August 2, 1928
10	*September 22, 1912-May 8, 1913
9	five times, last: Sept. 24, 1989-April 26, 1990

\*streak includes final two games of 1912 and first eight games of 1913

### CONSECUTIVE LOSSES

#### Overall

20	August 7-24, 1943
20	July 21-August 8, 1916
18	June 8-27, 1920
15	June 27-July 14, 1937
14	July 29-August 12, 1977
14	June 19-July 3, 1945
13	August 26-September 10, 1959
13	August 27-September 10, 1935
12	seven times, last: September 22, 1995-April 4, 1996

#### Home

13	May 27-July 6, 1920
12	July 29-August 21, 1977
12	August 15-30, 1942
12	May 24-June 24, 1937
12	June 22-July 11, 1916
11	Sept. 19, 1978-April 15, 1979
11	July 6-21, 1955
11	August 7-September 6, 1915
10	seven times, last: July 10-20, 1954

#### Road

22	July 11-August 24, 1943
20	June 27-August 8, 1916
19	May 20-July 3, 1945
18	June 8-27, 1920
15	May 24-June 23, 1986
15	August 5-September 10, 1959
14	June 29-July 30, 1938
13	five times, last: May 31-June 30, 1979

## INDIVIDUAL

### Hitting

- 29 Bill Lamar, May 30-June 29, 1925
- 28 Bing Miller, May 30-June 27, 1929
- 27 Al Simmons, April 24-May 30, 1931
- 27 Socks Seybold, July 19-Aug. 14, 1901
- 26 Bob Johnson, July 27-Aug. 18, 1938
- 25 Jason Giambi, May 12-June 23, 1997
- 24 Miguel Tejada, July 11-Aug. 4, 2002
- 24 Carney Lansford, July 27-Aug. 21, 1984
- 24 Ferris Fain, June 15-July 12, 1952
- 23 Jimmy Dykes, Sept. 15, 1925-April 21, 1926
- 23 Al Simmons, May 12-June 4, 1925

### Winning

- 16 Lefty Grove, June 8-Aug. 19, 1931
- 14 Lefty Grove, July 2-Sept. 7, 1928
- 14 Chief Bender, May 29-Sept. 7, 1914
- 13 Jim Hunter, June 2-Sept. 5, 1973
- 12 Mike Fiers, May 7- Aug. 27, 2019
- 12 George Earnshaw, May 1-June 21, 1931
- 11 Mark Mulder, May 9-July 18, 2004
- 11 Bobby Shantz, April 30-June 19, 1952
- 11 Lefty Grove, May 2-June 13, 1932
- 11 Chief Bender, April 24-June 13, 1913
- 11 Eddie Plank, July 3-Sept. 1, 1911
- 11 Jack Coombs, Aug. 16-Sept. 25, 1910

### Scoreless

- 53.0 Jack Coombs, Sept. 5-25, 1910
- 43.2 Rube Waddell, Aug. 22-Sept. 5, 1905
- 39.0 Brad Ziegler, May 31-Aug. 14, 2008
- 37.0 Mike Torres, Aug. 29-Sept. 11, 1976
- 34.0 Chief Bender, May 27-June 13, 1913
- 34.0 Chief Bender, July 25-Aug. 7, 1911
- 34.0 Harry Krause, June 23-July 8, 1909
- 32.1 Paul Lindblad, May 31-July 9, 1975
- 32.0 Cory Lidle, August 4-26, 2002
- 32.0 Rube Waddell, April 21-May 5, 1904

## OAKLAND ATHLETICS STREAKS

### CONSECUTIVE WINS

#### Overall

- 20 August 13-September 4, 2002
- 14 April 23-May 9, 1988
- 13 April 9-24, 2021
- 11 May 16-27, 2019
- 11 August 2-12, 2001
- 11 April 9-19, 1981
- 10 June 8-18, 2006
- 10 August 23-September 2, 2003
- 10 September 8-18, 1992
- 9 eight times, last: August 1-9, 2020

#### Home

- 20\* August 25, 2001-April 3, 2002
- 12 August 13-September 14, 2002
- 11 May 17-June 13, 2013
- 10 August 11-September 1, 2006
- 10 April 11-May 3, 1991
- 9 seven times, last: August 4-21, 2020

*\*streak includes final 17 games of 2001 and first three games of 2002*

#### Road

- 12 August 24-September 12, 2012
- 12 July 31-August 15, 1971
- 11 April 9-26, 1981
- 10 August 19-28, 2002
- 9 Sept. 24, 1989-April 26, 1990
- 9 April 23-May 3, 1988
- 8 seven times, last: May 16-June 4, 2019

### CONSECUTIVE LOSSES

#### Overall

- 14 July 29-August 12, 1977
- 12\* Sept. 22, 1995-April 4, 1996
- 12 April 19-30, 1994
- 11 June 8-18, 1978
- 10 May 30-June 10, 2022
- 10 May 30-June 9, 2011
- 10 July 28-August 7, 2008
- 9 nine times, last: August 6-15, 2022

*\*streak includes final nine games of 1995 and first three games of 1996*

#### Home

- 12 July 29-August 21, 1977
- 11 Sept. 19, 1978-April 15, 1979
- 9 June 4-20, 1982
- 8 May 30-June 18, 2022
- 8 June 19-July 3, 2017
- 8 September 9-24, 2016
- 8 April 8-May 1, 2001
- 8 May 3-22, 1994
- 8 June 23-July 9, 1979
- 7 five times, last: April 29-May 13, 2022

#### Road

- 15 May 24-June 23, 1986
- 13 May 31-June 30, 1979
- 12\* September 5, 1995-April 9, 1996
- 11 May 21-June 9, 2005
- 10 May 14-30, 1981
- 10 April 19-May 6, 1994
- 9 seven times, last: May 24-June 11, 2016

*\*streak includes final 11 games of 1995 and first game of 1996*

## INDIVIDUAL

### Hitting

- 25 Jason Giambi, May 12-June 23, 1997
- 24 Miguel Tejada, July 11-Aug. 4, 2002
- 24 Carney Lansford, July 27-Aug. 21, 1984
- 22 Eric Byrnes, May 8-June 1, 2003
- 19 Jason Giambi, April 7-30, 1996
- 19 Carney Lansford, Aug. 3-23, 1989
- 19 Carney Lansford, July 9-30, 1983
- 18 Jason Giambi, July 23-Aug. 10, 1999
- 18 Scott Spiezio, May 21-June 9, 1998
- 18 Mark McGwire, May 3-21, 1995

### Winning

- 13 Jim Hunter, June 2-Sept. 5, 1973
- 12 Mike Fiers, May 7- Aug. 27, 2019
- 11 Mark Mulder, May 9-July 18, 2004
- 10 Dan Haren, April 18-July 1, 2007
- 10 Barry Zito, Aug. 13, 2002-April 8, 2003
- 10 Bob Welch, May 11-June 30, 1990
- 10 Storm Davis, July 8-Sept. 5, 1988
- 10 Vida Blue, April 9-May 23, 1971
- 10 Chris Bassitt, April 12 to July 11, 2021
- 9 12 times, last: Jarrod Parker, May 28-Sept. 4, 2013

### Scoreless

- 39.0 Brad Ziegler, May 31-Aug. 14, 2008
- 37.0 Mike Torres, Aug. 29-Sept. 11, 1976
- 32.1 Paul Lindblad, May 31-July 9, 1975
- 32.0 Cory Lidle, Aug. 4-26, 2002
- 29.2 Rollie Fingers, May 29-July 15, 1971
- 29.1 Vida Blue, Sept. 10-23, 1973
- 28.0 Vida Blue, July 4-21, 1971
- 28.0 Bobby Witt, June 23-July 8, 1994
- 27.0 Catfish Hunter, May 17-29, 1973

# ATHLETICS LOW-HIT GAMES

## ATHLETICS NO-HITTERS (13 NINE INNINGS; 3 LESS THAN 9)

Date	Pitchers	Opponent	Score
July 22, 1905	Weldon Henley	at St. Louis (1st game)	6-0
Aug. 15, 1905	Rube Waddell	vs. St. Louis*	2-0
Aug. 29, 1906	Jimmy Dygert & Rube Waddell	vs. Chicago*	4-3
Oct. 5, 1907	Rube Vickers	at Washington (2nd game, Perfect Game)*	4-0
May 12, 1910	Chief Bender	vs. Cleveland	4-0
Aug. 26, 1916	Joe Bush	vs. Cleveland	5-0
Sept. 9, 1945	Dick Fowler	vs. St. Louis (2nd game)	1-0
Sept. 3, 1947	Bill McCahan	vs. Washington	3-0
May 8, 1968	Jim Hunter	vs. Minnesota (Perfect Game)	4-0
Sept. 21, 1970	Vida Blue	vs. Minnesota	6-0
Sept. 28, 1975	Vida Blue, Glenn Abbott, Paul Lindblad, Rollie Fingers	vs. California	5-0
Sept. 29, 1983	Mike Warren	vs. Chicago	3-0
June 29, 1990	Dave Stewart	at Toronto	5-0
May 9, 2010	Dallas Braden	vs. Tampa Bay (Perfect Game)	4-0
April 21, 2018	Sean Manaea	vs. Boston	3-0
May 7, 2019	Mike Fiers	vs. Cincinnati	2-0

\*5 innings

## NO-HITTERS AGAINST ATHLETICS (14)

Date	Pitchers	Opponent	Score
May 5, 1904	Cy Young	at Boston (Perfect Game)	0-3
Sept. 20, 1908	Frank Smith	at Chicago	0-1
Sept. 4, 1923	Sam Jones	vs. New York	0-2
Sept. 7, 1923	Howard Ehmke	vs. Boston	0-4
July 10, 1947	Don Black	at Cleveland (1st game)	0-3
May 6, 1953	Bobo Holloman	at St. Louis	0-6
Aug. 26, 1962	Jack Kralick	at Minnesota	0-1
Aug. 13, 1969	Jim Palmer	at Baltimore	0-8
July 3, 1970	Clyde Wright	at California	0-4
July 30, 1973	Jim Bibby	vs. Texas	0-6
July 19, 1974	Dick Bosman	at Cleveland	0-4
July 28, 1976	John Odom & Francisco Barrios	vs. Chicago	1-2
June 11, 1990	Nolan Ryan	vs. Texas	0-5
July 13, 1991	Bob Milacki, Mike Flanagan, Mark Williamson & Gregg Olson	vs. Baltimore	0-2

## OAKLAND ATHLETICS ONE-HITTERS (36)

Date	Pitchers	Broken Up By	Inn.	Opponent	H/A	Score
June 7, 1968	John Odom	Dave Johnson	9 (2 outs)	Baltimore	A	6-1
Aug. 10, 1968	John Odom, Diego Segui, Jack Aker	Frank Howard	1	Washington	A	4-1
May 24, 1970	Chuck Dobson	Gail Hopkins	1	Chicago	A	5-1
Sept. 11, 1970	Vida Blue	Pat Kelly	8	Kansas City	A	3-0
July 16, 1971	Vida Blue	Tony Taylor	4	Detroit	H	4-0
May 31, 1973	Ken Holtzman, Rollie Fingers	Matty Alou	7	New York	A	6-0
June 8, 1975	Ken Holtzman	Tom Verzyer	9 (2 outs)	Detroit	H	4-0
June 10, 1975	Jim Perry	Al Bumbry	6	Baltimore	H	4-0
Aug. 28, 1976	Vida Blue	Mickey Stanley	9 (1 out)	Detroit	H	5-2
May 9, 1979	Mike Norris	Gary Roenicke	7	Baltimore	A	4-2
July 5, 1979	Rick Langford	Brian Downing	5	California	A	3-0
June 23, 1984	Tim Conroy, Bill Caudill	Alan Bannister	5	Texas	H	5-1
Oct. 5, 1986	Curt Young	Kevin Seitzer	7	Kansas City	H	6-0
June 9, 1987	Curt Young	Kenny Williams	8	Chicago	H	8-3
Aug. 4, 1988	Dave Stewart	Jay Buhner	3	Seattle	H	2-0
May 26, 1989	Todd Burns, Rick Honeycutt, Eric Plunk	Rickey Henderson	4	New York	A	4-0
Apr. 14, 1992	Ron Darling, Rick Honeycutt	Keith Miller	8	Kansas City	A	1-3
June 23, 1994	Bobby Witt	Greg Gagne	6	Kansas City	H	4-0
May 27, 1995	Steve Ontiveros	Luis Polonia	6	New York	H	3-0
Aug. 28, 2000	Tim Hudson	Frank Thomas	4	Chicago	H	3-0
July 6, 2001	Mark Mulder	Danny Bautista	8	Arizona	A	3-0

Date	Pitchers	Broken Up By	Inn.	Opponent	H/A	Score
July 19, 2002	Cory Lidle	Juan Gonzalez	8	Texas	H	10-0
August 4, 2002	Cory Lidle, Ricardo Rincon, Chad Bradford, Billy Koch	Wendell Magee	6	Detroit	H	4-0
August 21, 2002	Cory Lidle	Ellis Burks	1	Cleveland	A	6-0
June 26, 2005	Rich Harden, Ron Flores, Kiko Calero	Deivi Cruz	5	San Francisco	H	16-0
April 8, 2006	Barry Zito, Kiko Calero, Joe Kennedy, Huston Street	Richie Sexson	2	Seattle	A	3-0
June 30, 2007	Chad Gaudin, Rich Harden	Johnny Damon	6	New York (AL)	A	7-0
May 24, 2008	Justin Duchscherer, Huston Street	David Ortiz	7	Boston	H	3-0
Sept. 16, 2009	Trevor Cahill, Michael Wuertz, Andrew Bailey	Marlon Byrd	2	Texas	A	4-0
Sept. 23, 2010	Dallas Braden, Brad Ziegler	Nelson Cruz	1	Texas	H	5-0
June 28, 2011	Gio Gonzalez, Andrew Bailey	Emilio Bonifacio	1	Florida	H	1-0
April 6, 2015	Sonny Gray, Evan Scribner	Ryan Rua	8	Texas	H	8-0
April 23, 2015	Jesse Chavez, Dan Otero, Tyler Clippard	Kole Calhoun	3	Los Angeles (AL)	A	0-2
June 11, 2015	Scott Kazmir, Evan Scribner	Elvis Andrus	5	Texas	H	7-0
Sept. 12, 2018	Liam Hendriks, Daniel Mengden, Ryan Dull, J.B. Wendelken, Aaron Brooks	Trey Mancini	1	Baltimore	A	10-0
Sept. 20, 2022	JP Sears, Joel Payamps, A.J. Puk, Tyler Cyr, Domingo Acevedo	Carlos Santana	2	Seattle	H	4-1

## MOST RECENT ONE-HITTERS AGAINST ATHLETICS (31 TOTAL)

Date	Pitchers	Opponent	H/A	Score
May 30, 2018	Nathan Eovaldi, Wilmer Font, Vidal Nuno	Tampa Bay	H	0-6
July 31, 2015	Danny Salazar, Cody Allen	Cleveland	H	1-2
May 21, 2014	Erik Bedard, Brad Boxberger, Jake McGee, Joel Peralta, Grant Balfour	Tampa Bay	A	3-2
May 22, 2012	C.J. Wilson, Ernesto Frieri	Los Angeles (AL)	H	0-5
May 19, 2012	Ryan Vogelsong, Javier Lopez, Clay Hensley	San Francisco	A	0-4
April 10, 2012	Danny Duffy, Aaron Crow	Kansas City	H	0-3
Aug. 21, 2011	Luis Perez, Casey Janssen	Toronto	H	0-1
Sept. 2, 2010	CC Sabathia, Jonathan Albaladejo	New York (AL)	A	0-5
Aug. 16, 2010	Shaun Marcum	Toronto	H	1-3
June 7, 2007	Curt Schilling	Boston	H	0-1
July 7, 2006	John Lackey	Los Angeles (AL)	H	0-3
June 20, 2006	Jason Jennings, Tom Martin, Brian Fuentes	Colorado	A	0-6
May 21, 2006	Matt Cain	San Francisco	H	0-6
May 2, 1998	Roger Clemens, Paul Quantrill	Toronto	H	0-7
Sept. 2, 1996	David Cone, Mariano Rivera	New York (AL)	H	0-5

## OAKLAND ATHLETICS STEALS OF HOME

<b>1968</b>	Sal Bando vs. Detroit, May 26 Danny Cater vs. Chicago, September 24 Danny Cater vs. Minnesota, September 28	<b>1984</b>	Carney Lansford vs. Kansas City, June 18
<b>1969</b>	Danny Cater vs. Seattle, May 4	<b>1985</b>	Rob Picciolo at Boston, May 11 Mike Davis at Chicago, June 20 Donnie Hill vs. Cleveland, June 21 Mike Gallego at Chicago, September 21
<b>1974</b>	Angel Mangual vs. Detroit, May 27	<b>1986</b>	Alfredo Griffen at Seattle, April 18 Carney Lansford at Milwaukee, May 1 Dwayne Murphy at Milwaukee, July 6
<b>1976</b>	Claudell Washington vs. Minnesota, September 15	<b>1987</b>	Reggie Jackson at Seattle, April 18
<b>1978</b>	Taylor Duncan vs. Kansas City, July 2 (Game 1)	<b>1989</b>	Mike Gallego vs. California, April 22
<b>1979</b>	Wayne Gross at Seattle, April 11	<b>1991</b>	Jose Canseco at Minnesota, April 23 Mike Gallego at Seattle, August 15 Scott Brosius at Kansas City, October 2
<b>1980</b>	Rickey Henderson vs. California, April 20 Wayne Gross vs. Detroit, May 3 Dwayne Murphy vs. Detroit, May 3 Dwayne Murphy vs. Kansas City, May 28 Wayne Gross vs. Kansas City, May 28 Jeff Cox at Chicago, July 4 Rickey Henderson vs. Cleveland, July 19	<b>1992</b>	Mike Bordick vs. Kansas City, April 6 Carney Lansford vs. Detroit, July 19
<b>1981</b>	Dave McKay vs. Toronto, September 30	<b>1997</b>	Jose Canseco at Texas, May 22
<b>1982</b>	Davey Lopes at Seattle, April 17 Dave McKay vs. Cleveland, May 8 Rickey Henderson at Chicago, June 8 Rickey Henderson at California, July 26 Jeff Burroughs vs. Boston, August 20	<b>1998</b>	Miguel Tejada vs. Tampa Bay, September 6
<b>1983</b>	Bill Almon vs. Milwaukee, May 24 Mike Heath at Chicago, September 7 Mike Davis vs. Toronto, September 25	<b>2000</b>	Jason Giambi at Los Angeles (NL), June 11 Eric Chavez at Toronto, September 1
		<b>2006</b>	Jay Payton at Baltimore, July 17
		<b>2008</b>	Bobby Crosby at Texas, May 11 Carlos Gonzalez vs. Florida, June 22
		<b>2017</b>	Mark Canha at Los Angeles (AL), August 5
		<b>2018</b>	Mark Canha vs. Toronto, July 31



# ATHLETICS CAREER GAMES PLAYED LEADERS

## FRANCHISE LEADERS

### Catcher

Mickey Cochrane.....	1148
Cy Perkins.....	1095
Terry Steinbach.....	1050
Frank Hayes.....	959
Kurt Suzuki.....	684
Ossee Schreckengost... 597	
Ramon Hernandez.....	591
Mike Heath.....	537
Mike Powers.....	518
Joe Astroth.....	511

### First Base

Harry Davis.....	1390
Mark McGwire.....	1251
Jimmie Foxx.....	1020
Stuffey McInnis.....	956
Dick Siebert.....	940
Ferris Fain.....	830
Jason Giambi.....	728
Matt Olson.....	548
Joe Hauser.....	539
Daric Barton.....	534

### Second Base

Dick Green.....	1158
Max Bishop.....	1139
Mark Ellis.....	1021
Eddie Collins.....	996
Danny Murphy.....	810
Pete Suder.....	805
Jimmy Dykes.....	676
Jerry Lumpe.....	653
Tony Phillips.....	529
Mike Gallego.....	452

### Third Base

Sal Bando.....	1446
Eric Chavez.....	1233
Carney Lansford.....	1096
Frank Baker.....	896
Jimmy Dykes.....	791
Wayne Gross.....	719
Ed Charles.....	695
Lave Cross.....	675
Sammy Hale.....	641
Hank Majeski.....	583

### Shortstop

Bert Campaneris.....	1702
Chick Galloway.....	971
Miguel Tejada.....	935
Eddie Joost.....	907
Joe DeMaestri.....	890
Jack Barry.....	877
Marcus Semien.....	769
Mike Bordick.....	715
Monte Cross.....	711
Bobby Crosby.....	582

### Outfield

Rickey Henderson.....	1592
Bob Johnson.....	1399
Al Simmons.....	1256
Bing Miller.....	1230
Sam Chapman.....	1230
Reggie Jackson.....	1196
Dwayne Murphy.....	1177
Elmer Valo.....	1168
Topsy Hartsel.....	1110
Rube Oldring.....	1061

### Designated Hitter

Dave Kingman.....	428
Chris Davis.....	397
Mitchell Page.....	355
Jack Cust.....	303
Erubiel Durazo.....	292
Harold Baines.....	271
Billy Williams.....	251
Geronimo Berroa.....	234
Dave Parker.....	201
Jose Canseco.....	196

### Pitcher

Dennis Eckersley.....	525
Eddie Plank.....	524
Rollie Fingers.....	502
Eddie Rommel.....	500
Paul Lindblad.....	479
Rube Walberg.....	412
Lefty Grove.....	402
Rick Honeycutt.....	387
Chief Bender.....	385
Jim Hunter.....	363

## OAKLAND LEADERS

### Catcher

Terry Steinbach.....	1050
Kurt Suzuki.....	684
Ramon Hernandez.....	591
Mike Heath.....	537
Gene Tenace.....	446
Jeff Newman.....	438
Dave Duncan.....	423
Jason Kendall.....	368
Stephen Vogt.....	334
Jim Essian.....	316

### First Base

Mark McGwire.....	1251
Jason Giambi.....	728
Matt Olson.....	548
Daric Barton.....	534
Scott Hatteberg.....	420
Bruce Bochte.....	387
Gene Tenace.....	385
Dave Revering.....	337
Dan Johnson.....	283
Danny Cater.....	253

### Second Base

Mark Ellis.....	1021
Dick Green.....	721
Tony Phillips.....	529
Mike Gallego.....	452
Jed Lowrie.....	451
Brent Gates.....	397
Eric Sogard.....	323
Phil Garner.....	322
Scott Spiezio.....	300
Mike Edwards.....	269

### Third Base

Sal Bando.....	1395
Eric Chavez.....	1233
Carney Lansford.....	1096
Wayne Gross.....	719
Matt Chapman.....	571
Scott Brosius.....	398
Josh Donaldson.....	376
Jack Hannahan.....	218
Craig Paquette.....	193
Kevin Kouzmanoff.....	188

### Shortstop

Bert Campaneris.....	1272
Miguel Tejada.....	935
Marcus Semien.....	769
Mike Bordick.....	715
Bobby Crosby.....	582
Walt Weiss.....	522
Cliff Pennington.....	466
Alfredo Griffin.....	461
Rob Picciolo.....	452
Mario Guerrero.....	301

### Outfield

Rickey Henderson.....	1592
Dwayne Murphy.....	1177
Reggie Jackson.....	1162
Jose Canseco.....	851
Joe Rudi.....	846
Mike Davis.....	695
Tony Armas.....	679
Coco Crisp.....	665
Dave Henderson.....	636
Bill North.....	627

### Designated Hitter

Dave Kingman.....	428
Chris Davis.....	397
Mitchell Page.....	355
Jack Cust.....	303
Erubiel Durazo.....	292
Harold Baines.....	271
Billy Williams.....	251
Geronimo Berroa.....	234
Dave Parker.....	201
Jose Canseco.....	196

### Pitcher

Dennis Eckersley.....	525
Rollie Fingers.....	502
Paul Lindblad.....	391
Rick Honeycutt.....	387
Buddy Groom.....	301
Jerry Blevins.....	281
Gene Nelson.....	281
Bill Taylor.....	281
Vida Blue.....	273
Jim Hunter.....	266

## OAKLAND A'S CONSECUTIVE GAMES PLAYED

594	Miguel Tejada (June 2, 2000-September 28, 2003)
456	Terrence Long (July 13, 2000-June 4, 2003)
347	Alfredo Griffin (April 9, 1985-April 30, 1987)
276	Marcus Semien (June 28, 2018-August 29, 2020)
203	Danny Cater (July 7, 1968-August 24, 1969)

199	Sal Bando (August 27, 1968-April 14, 1970)
198	Tony Armas (July 11, 1980-April 16, 1982)
176	Sal Bando (June 13, 1970-June 27, 1971)
169	Sal Bando (April 6, 1973-April 14, 1974)
169	Gene Tenace (May 25, 1973-May 31, 1974)

# ATHLETICS TRIPLE PLAYS

## TURNED (21; PHILADELPHIA 12, KANSAS CITY 1, OAKLAND 8)

Date	Opponent	Fielders	Batter
Sept. 22, 1906	at St. Louis	Shean to Nichols to Davis	Bobby Wallace
April 28, 1908	vs. Washington	Davis to Murphy to Nichols	Jim Delahanty
July 30, 1909	vs. Cleveland	Collins to Baker to Davis	George Stovall
May 16, 1913	at Cleveland	Barry to Thomas to Baker to Houck to Barry to Collins to Baker to Oldring	Ivy Olson
July 28, 1914	at Detroit	Walsh to Bush to Collins to McInnis to Schang	Bobby Veach
May 10, 1919	at Boston	Dykes to Galloway to Griffin	Eddie Foster
Aug. 5, 1922	at St. Louis	Galloway to Young to Hauser	George Sisler
Aug. 4, 1923	vs. Detroit	Galloway to Scheer to Hauser	Ty Cobb
Sept. 16, 1926	at St. Louis	Gray to Wambsganns to Poole	George Sisler
Sept. 5, 1927	vs. Washington	Boley to Bishop to Dykes	Ossie Bluege
Sept. 25, 1946	vs. Washington	Richmond to Grimes to Astroth to Richmond to Wallaesa	Cecil Travis
May 8, 1948	vs. Chicago	Suder to Joost to Fain	Taffy Wright
Sept. 4, 1966	vs. Boston	Campaneris to Green to Talton to Roof	Tony Conigliaro
May 7, 1979	at Baltimore	Gross to Klutts to Revering	Gary Roenicke
June 19, 1979	vs. Kansas City	Gross to Edwards to Revering	Al Cowens
June 23, 1979	vs. Texas	Gross to Armas to Chalk to Armas	John Grubb
April 27, 1981	vs. California	Picciolo to Revering	Don Baylor
July 18, 1983	vs. Detroit	Peters to Phillips to Almon to Gross	John Wockenfuss
April 7, 1996	vs. Detroit at Las Vegas	Young to Gates to Giambi to Steinbach	Bobby Higginson
May 29, 2000	at New York	Velarde unassisted	Shane Spencer
August 21, 2012	vs. Minnesota	Donaldson to Rosales to Carter	Trevor Plouffe

## GROUNDED INTO (35; PHILADELPHIA 23, KANSAS CITY 3, OAKLAND 9)

Date	Opponent	Batter	Date	Opponent	Batter
June 24, 1902	at Baltimore	Topsy Hartsel	September 20, 1936	vs. Boston	Chubby Dean
May 5, 1903	at New York	Harry Davis	April 26, 1937	at New York	Chubby Dean
August 18, 1903	at St. Louis	Lave Cross	May 11, 1938	vs. St. Louis	Wally Moses
May 19, 1911	at Detroit	Harry Davis	June 11, 1946	vs. Chicago	Irv Hall
July 16, 1911	at St. Louis	Amos Strunk	August 14, 1951	vs. Boston	Hank Majeski
August 11, 1912	at Chicago	Jack Coombs	August 3, 1955	vs. Baltimore	Art Ceccarelli
April 29, 1914	vs. Washington	Jack Barry	May 16, 1957	at New York	Alex Kellner
May 8, 1914	at Washington	Jack Lapp	July 23, 1960	at Washington	Whitey Herzog
July 24, 1915	at Cleveland	Nap Lajoie	June 23, 1968	vs. Washington	Dave Duncan
August 23, 1917	at Detroit	Stuffy McInnis	July 7, 1973	at Baltimore	Gene Tenace
September 5, 1919	vs. Boston	Terry Turner	August 8, 1977	at Texas	Manny Sanguillen
August 25, 1925	at Cleveland	Chick Galloway	August 12, 1986	vs. Seattle	Carney Lansford
June 24, 1926	vs. Washington	Max Bishop	August 8, 1990	vs. Baltimore	Willie Randolph
April 26, 1929	vs. New York	Sammy Hale	May 14, 1994	at Kansas City	Geronimo Berroa
September 21, 1931	vs. Detroit	Jimmie Dykes	April 22, 2010	vs. New York (AL)	Kurt Suzuki
June 19, 1932	at St. Louis	Mule Haas	August 9, 2010	at Seattle	Mark Ellis
July 21, 1934	at Detroit	Charlie Berry	June 20, 2021	at New York (AL)	Sean Murphy
April 27, 1935	vs. New York	Jimmie Foxx			

## ATHLETICS BIGGEST COMEBACK

On July 20, 2009, the A's set an Oakland record by overcoming a 10-run deficit to win. Trailing Minnesota 12-2 entering the bottom of the third inning, the A's scored three times in the third, twice in the fourth and seven times in the seventh to win 14-13. The all-time Athletics record is also the Major League record, set by the Philadelphia A's on June 15, 1925 against Cleveland. The A's trailed by 12 runs in that game and scored 13 times in the bottom of the eighth to win 17-15.

# OAKLAND ATHLETICS HOMESTANDS AND ROAD TRIPS

## BEST HOMESTANDS

W-L	Year	Dates	Opponents
7-0	2021	April 15-21	Detroit 4, Minnesota 3
7-0	2004	Aug. 23-29	Baltimore 4, Tampa Bay 3
7-0	2001	Sept. 3-10	Baltimore 3, Tampa Bay 3, Texas 1
7-0	1992	Sept. 10-16	Seattle 4, Minnesota 3
6-0	2020	Aug. 4-9	Texas 3, Houston 3
6-0	2014	July 3-8	Toronto 4, San Francisco 2
6-0	2012	Sept. 28-Oct. 3	Seattle 3, Texas 3
6-0	2006	June 13-18	Seattle 3, Los Angeles (NL) 3
6-0	2003	Aug. 26-31	Baltimore 3, Tampa Bay 3
6-0	2001	Sept. 21-27	Seattle 3, Anaheim 3
6-0	2001	Aug. 7-12	Boston 3, New York 3
6-0	2001	May 15-20	New York 3, Chicago 3
6-0	1970	Sept. 1-6	Chicago 3, Kansas City 3
11-1	2004	June 1-13	Chicago 2, Toronto 4, Cincinnati 3, Pittsburgh 3
9-1	1976	Aug. 6-15	California 4, Milwaukee 3, Boston 3

## WORST HOMESTANDS

W-L	Year	Dates	Opponents
0-6	2022	April 29-May 4	Cleveland 3, Tampa Bay 3
1-9	2022	May 26-June 5	Texas 4, Houston 3, Boston 3
1-9	1979	July 6-15	New York 4, Baltimore 3, Boston 3
1-8	2001	April 6-15	Anaheim 3, Seattle 3, Texas 3
1-8	1993	Aug. 27-Sept. 5	Detroit 3, Toronto 3, Baltimore 3
1-8	1982	June 15-23	Chicago 3, Toronto 3, Kansas City 3
1-7	1978	Aug. 15-23	New York 2, Boston 3, Baltimore 3
1-6	2021	April 1-7	Houston 4, Los Angeles (NL) 3
1-6	1994	April 27-May 4	Boston 2, New York 3, Baltimore 2
2-10	1977	July 26-Aug. 7	California 3, New York 3, Baltimore 2, Boston 4
1-5*	2022	Sept. 6-11	Atlanta 2, Chicago (AL) 4

\*15 times total; homestand listed is most recent

All homestand and road trip records based on a minimum of six games.

## BEST ROAD TRIPS

W-L	Year	Dates	Opponents
10-0	2002	Aug. 19-28	Cleveland 4, Detroit 3, Kansas City 3
8-0	1981	April 9-16	Minnesota 4, California 4
6-0	2013	April 5-11	Houston 3, Los Angeles 3
10-1	1988	April 21-May 3	Chicago 4, Toronto 3, Cleveland 2, Detroit 2
10-1	1971	April 12-22	Milwaukee 2, Minnesota 2, Chicago 4, California 3
8-1	1990	Sept. 3-12	Boston 3, New York 3, Seattle 3
6-1*	2019	Sept. 9-15	Houston 4, Texas 3

\*10 times total; road trip listed is most recent

## WORST ROAD TRIPS

W-L	Year	Dates	Opponents
0-9	1995	Sept. 22-Oct. 1	Seattle 3, Texas 2, California 4
0-8	1994	April 19-26	Boston 3, New York 3, Baltimore 2
0-8	1976	May 17-23	Minnesota 2, Kansas City 2, Chicago 4
0-7	2015	Aug. 11-17	Toronto 3, Baltimore 4
0-7	1998	July 21-27	Baltimore 3, Tampa Bay 4
0-7	1986	June 5-11	Chicago 4, Cleveland 3
0-7	1979	June 11-17	Detroit 2, Cleveland 2, Toronto 3
0-6	2017	Aug. 28-Sept. 3	Los Angeles (AL) 3, Seattle 3
0-6	1999	May 18-23	Kansas City 3, Minnesota 3
0-6	1998	April 10-15	New York 3, Boston 3
0-6	1995	July 14-18	Cleveland 4, Milwaukee 2
1-9	2011	June 3-12	Boston 3, Baltimore 3, Chicago 4
1-9	2008	August 1-10	Boston 3, Toronto 4, Detroit 3
1-9	1981	May 12-21	New York 3, Milwaukee 3, Baltimore 2, Boston 2

# LONGEST GAMES IN OAKLAND HISTORY

Innings	Opponent	Date	Score
21	at Washington	June 4, 1971	W, 5-3
20	California	July 9, 1971	W, 1-0
19	Chicago	Aug. 10-11, 1972	W, 5-3
19	Los Angeles (AL)	April 29, 2013	W, 10-8
18	Baltimore	Aug. 24, 1969	W, 9-8
18	Minnesota	Sept. 6, 1969	L, 6-8
18	at Minnesota	August 8, 2004	W, 6-5
18	New York (AL)	June 13, 2013	W, 3-2
17	Milwaukee	May 23, 1983	W, 5-4

Innings	Opponent	Date	Score
17	Los Angeles (NL)	June 17, 2006	W, 5-4
16	California	Apr. 8, 1982	L, 6-8
16	Seattle (1)	Apr. 11, 1982	L, 3-6
16	Minnesota	Apr. 20, 1982	W, 4-3
16	Chicago	June 10, 1983	W, 2-1
16	at Toronto	July 3, 1988	W, 9-8
16	at Cleveland	July 4, 1988	W, 4-2
16	at New York (AL)	August 9, 2002	W, 3-2
16	at Cleveland	August 31, 2011	L, 3-4

# GAME TIMES

## LONGEST GAMES IN ATHLETICS HISTORY

Time	Opponent	W-L	Date	Time	Opponent	W-L	Date
6:32	Los Angeles-AL (19)	W, 10-8	April 29, 2013	5:31	California (16)	L, 8-6	Apr. 8, 1982
6:00	at New York-AL (16)	W, 3-2	Aug. 9, 2002	5:31	Chicago (19) *	W, 5-3	Aug. 10, 1972
5:48	Chicago-AL (14)	W, 12-11	April 18, 2018	5:19	Texas (15)	L, 4-16	July 3, 1983
5:43	at New York-AL (14)	L, 9-10	Sept. 22, 2012	5:19	at Washington (21)	W, 5-3	June 4, 1971
5:40	at Detroit (19) (G#2)	W, 6-5	June 17, 1967				
5:35	New York-AL (18)	W, 3-2	June 13, 2013				

\*Suspended game; completed on August 11, 1972

## LONGEST NINE-INNING GAMES IN ATHLETICS HISTORY

Time	Opponent	W-L	Date	Time	Opponent	W-L	Date
4:31	at New York (AL)	L, 9-22	Aug. 25, 2011	4:09	at Texas	W, 9-8	Sept. 13, 2013
4:15	San Francisco	L, 8-9	June 23, 2012	4:09	Detroit	W, 12-7	Apr. 7, 1993
4:15	at Tampa Bay	W, 13-9	May 31, 2002	4:08	at Texas	L, 9-12	Sept. 9, 2007
4:13	at Los Angeles (AL)	L, 9-10	June 5, 2019	4:06	at Houston	W, 12-5	April 25, 2014
4:12	at Los Angeles (AL)	W, 11-10	August 6, 2017	4:06	at New York (AL)	L, 17-13	Apr. 10, 1998

## QUICKEST NINE-INNING GAMES IN OAKLAND HISTORY

Time	Opponent	W-L	Date	Time	Opponent	W-L	Date
1:35	Kansas City	W, 2-1	Sept. 28, 1971	1:43	Cleveland	W, 3-1	May 3, 1974
1:37	New York	L, 3-0	May 10, 1975	1:43	at Texas (1)	W, 1-0	Sept. 15, 1978
1:39	Texas	W, 4-1	May 22, 1973	1:43	at Minnesota	L, 1-0	Aug. 12, 1979
1:39	Boston	W, 3-2	Aug. 8, 1975	1:44	Detroit	W, 4-0	June 8, 1975
1:42	at New York	W, 6-0	May 31, 1973	1:44	Texas	W, 1-0	July 30, 1975

Note: The last time the A's played a nine-inning game in under 2:00 was on July 8, 2008 vs. Seattle in Oakland (1:49).

## QUICKEST NINE-INNING GAMES IN OAKLAND A'S AND KANSAS CITY A'S HISTORY

Time	Opponent	W-L	Date	Time	Opponent	W-L	Date
1:32	at Baltimore (G#1)	L, 0-3	Sept. 26, 1962	1:39	Texas	W, 4-1	May 22, 1975
1:32	at Chicago	L, 0-1	Aug. 11, 1961	1:39	Boston	W, 3-2	Aug. 8, 1975
1:35	Kansas City	W, 2-1	Sept. 28, 1971	1:39	at Washington	W, 1-0	Aug. 22, 1958
1:36	at New York	L, 0-4	Sept. 9, 1959	1:39	at Chicago	W, 1-0	May 20, 1955
1:37	New York	L, 3-0	May 10, 1975	1:40	Cleveland	L, 1-2	Sept. 29, 1963

# OAKLAND ATHLETICS DOUBLEHEADERS

Team	Home W-L-S	Road W-L-S	Totals W-L-S	Last Doubleheader	Result
Baltimore	5-1-0	3-3-6	8-4-6	September 23, 1999 at Baltimore	W, 9-6; L, 4-12
Boston	1-1-2	0-1-1	1-2-3	August 20, 1997 at Oakland	L, 5-7; L, 4-5 (13)
Chicago	6-6-4	5-6-6	11-12-10	June 22, 2018 at Chicago	W, 11-2; L, 4-6
Cleveland	2-0-5	4-5-6	6-5-11	September 14, 1996 at Cleveland	L, 2-9; L, 8-9
Detroit	3-0-4	1-1-6	4-1-9	July 21, 2022 at Oakland	L, 2-7; W, 5-0
Houston	1-0-1	0-1-0	1-1-1	September 8, 2020 at Oakland	W, 4-2 (7); L, 4-5 (7)
Kansas City	4-1-7	3-5-4	7-6-11	September 4, 2008 at Kansas City	L, 4-5 (10); L, 6-9
Los Angeles (AL)	4-0-7	1-1-2	5-1-9	July 16, 2011 at Oakland	L, 2-4; W, 4-3 (10)
Milwaukee	2-0-4	3-1-4	5-1-8	August 10, 1997 at Oakland	W, 4-3; L, 5-9
Minnesota	5-4-3	3-10-10	8-14-13	April 20, 2021 at Oakland	W, 7-0 (7); W, 1-0 (7)
New York	0-3-1	2-0-7	2-3-8	August 4, 1998 at Oakland	L, 4-10; L, 5-10
Philadelphia	0-0-0	0-1-0	0-1-0	June 8, 2003 at Philadelphia	L, 1-7; L, 3-8
Seattle	2-1-5	0-0-1	2-1-6	September 26, 2020 at Oakland	L, 1-5 (8); L, 3-12 (7)
Tampa Bay	0-0-0	0-0-1	0-0-1	June 10, 2017 at Tampa Bay	L, 5-6 (10); W, 7-2
Texas	2-3-9	2-3-6	4-6-15	September 12, 2020 at Texas	L, 2-5 (7); W, 10-1 (7)
Toronto	1-0-2	1-1-1	2-1-3	July 8, 1995 at Oakland	L, 6-9; W, 6-3
<b>Totals</b>	<b>38-20-54</b>	<b>28-39-61</b>	<b>66-59-115</b>		

# ATHLETICS AT THE ALL-STAR BREAK

Year	Record	Pos.	GB/GA	Leader
1933	37-3=6	3	-10½	Washington
1934	30-45	7	-17	New York
1935	29-39	6	-14½	New York
1936	24-48	t7	-26	New York
1937	20-44	8	-23	New York
1938	27-38	7	-13½	Cleveland
1939	28-46	7	-24½	New York
1940	29-43	7	-15½	Detroit
1941	34-40	6	-14	New York
1942	33-51	7	-21	New York
1943	34-44	8	-11½	New York
1944	35-42	8	-9	St. Louis
1945	—	—	—	—
1946	22-51	8	-30	Boston
1947	36-36	4	-10½	New York
1948	48-32	2	-½	Cleveland
1949	44-35	3	-7	New York
1950	27-49	t7	-22½	Detroit
1951	29-48	7	-19½	Chicago
1952	31-37	6	-11	New York
1953	34-51	6	-23½	New York
1954	30-49	7	-24	Cleveland
1955	39-46	6	-18	New York
1956	31-50	7	-22½	New York
1957	29-47	7	-21½	New York
1958	38-37	t2	-11	New York
1959	33-43	7	-11	Cleveland
1960	29-48	8	-17	New York
1961	31-52	10	-23	Detroit
1962	40-45	9	-9	New York
1963	36-46	8	-14½	New York
1964	31-47	9	-18	Baltimore
1965	23-54	10	-27½	Minnesota
1966	39-46	6	-19	Baltimore
1967	35-49	10	-14	Chicago
1968	39-43	6	-15½	Detroit
1969	53-39	2	-4	Minnesota
1970	47-40	3	-9½	Minnesota
1971	56-31	1	+11½	Oakland
1972	56-35	1	+6½	Oakland
1973	56-42	1	+2½	Oakland
1974	55-41	1	+5	Oakland
1975	55-32	1	+8½	Oakland
1976	44-41	3	-8½	Kansas City
1977	39-51	6	-15	Chicago
1978	43-44	4	-3½	California
1979	25-69	7	-30½	California
1980	36-45	4	-11½	Kansas City

Year	Record	Pos.	GB/GA	Leader
1981	37-23*	1	+1½	Oakland
1982	38-50	6	-12	California
1983	37-43	5	-8	Texas
1984	43-45	4	-3	Chicago
1985	46-41	2	-6	California
1986	34-56	7	-15½	California
1987	46-41	t2	-2	Minnesota
1988	54-34	1	+5½	Oakland
1989	52-36	2	-1½	California
1990	51-31	1	+1	Oakland
1991	44-38	5	-2½	Texas
1992	51-36	2	-2	Minnesota
1993	38-46	6	-6	Chicago
1994	39-48	2	-3	Texas
1995	36-35	3	-4	California/Texas
1996	43-45	t3	-8½	Texas
1997	37-52	4	-13	Seattle
1998	41-45	3	-8	Anaheim
1999	43-44	2	-5	Texas
2000	48-38	3	-3	Seattle
2001	44-43	2	-19	Seattle
2002	50-38	3	-5	Seattle
2003	54-39	2	-4	Seattle
2004	47-39	2	-2	Texas
2005	44-43	3	-7½	Los Angeles
2006	45-43	t1	—	Oakland/Texas
2007	44-44	3	-9	Los Angeles
2008	51-44	2	-6	Los Angeles
2009	37-49	4	-12	Los Angeles
2010	43-46	3	-7½	Texas
2011	39-53	4	-12	Texas
2012	43-43	3	-9	Texas
2013	56-39	1	+2	Oakland
2014	59-36	1	+1½	Oakland
2015	41-50	5	-8½	Los Angeles
2016	38-51	4	-15½	Texas
2017	39-50	5	-21	Houston
2018	55-42	3	-8	Houston
2019	51-41	2	-7	Houston
2020	—	—	—	—
2021	52-40	2	-3½	Houston
2022	32-61	5	-28	Houston

\* Strike Break

Note: In seasons with more than one All-Star Game, record is before first game

## OAKLAND ATHLETICS DAY/NIGHT DOUBLEHEADERS

Date	Opponent	Site	Day Game	Night Game
August 10, 1971	Boston	Fenway Park	W, 6-5	W, 7-5
July 22, 1972	Boston	Fenway Park	W, 5-3	L, 0-3
July 17, 2000	Colorado	Coors Field	W, 11-10	L, 9-10 (10 inn.)
September 20, 2000	Baltimore	Camden Yards	L, 0-2	W, 4-0
August 27, 2011	Boston	Fenway Park	L, 3-9	L, 0-4
April 2, 2014	Cleveland	O.co Coliseum	W, 6-1	L, 4-6
May 7, 2016	Baltimore	Camden Yards	W, 8-4	L, 2-5
June 8, 2019	Texas	Globe Life Park	L, 5-10	L, 1-3
May 14, 2022	Los Angeles (AL)	Coliseum	W, 4-3	L, 1-9

# HIGH SCORING GAMES IN OAKLAND HISTORY

## ATHLETICS

Score	Opponent	Date
23-2	Texas	Sept. 30, 2000
21-7	at Houston	Sept. 10, 2019
21-3	Los Angeles (AL)	Sept. 20, 2018
21-3	at Kansas City	June 18, 2000
21-7	at Boston	June 14, 1969
20-2	Boston	Aug. 31, 2012
19-4	at Kansas City	Aug. 26, 2019
19-5	Texas	Sept. 29, 1991
19-5	at New York	Aug. 29, 1989
19-3	at Milwaukee	May 15, 1985
18-3	at Minnesota	Sept. 11, 2013
18-2	at California	June 27, 1996

## OPPONENTS

Score	Opponent	Date
22-9	at New York	Aug. 25, 2011
20-4	at Detroit	Apr. 13, 1993
20-6	Cleveland	May 4, 1991
20-11	at Minnesota	Apr. 27, 1980
18-2	at Baltimore	Aug. 16, 2015
18-3	at Colorado	July 18, 2000
18-2	San Francisco	June 4, 2000
18-2	New York	Aug. 26, 1997
18-5	Baltimore	Aug. 15, 1996
18-11	at Toronto	July 29, 1995

# BIGGEST COMEBACKS AND BLOWN LEADS

## BIGGEST COME-FROM-BEHIND VICTORIES IN OAKLAND HISTORY

Deficit	Score	Inn.	Opponent	Date	Final Score
10	2-12	B3	Minnesota	July 20, 2009	14-13
8	0-8	B2	Kansas City	June 18, 1993	10-9
8	0-8	T3	at Toronto	August 21, 2006	12-10
8	2-10	T7	at Texas	July 24, 2018	13-10 (10)
7	1-8	T6	at Chicago	May 22, 1970	9-8
7	0-7	B5	Minnesota	Sept. 28, 1972	8-7
7	0-7	T3	at California	July 30, 1983 (1)	13-8
7	1-8	T6	at Chicago	May 21, 1993	12-11
7	0-7	B3	Boston	May 3, 1999	12-11 (10)
7	1-8	B3	Baltimore	June 19, 2000	13-12 (10)
7	0-7	B5	Detroit	Sept. 2, 2007	8-7 (10)
7	2-9	T5	at Los Angeles (AL)	Sept. 26, 2009	15-10

**Notes:** The all-time Athletics franchise record for biggest come-from-behind victory is also the Major League record, set by the Philadelphia A's on June 15, 1925 against Cleveland...the A's trailed by 12 runs in that game but scored 13 runs in the bottom of the eighth inning to win, 17-15...twice in Oakland history the A's have erased leads of eight or more runs, only to eventually lose the game...in the second game of a doubleheader at Toronto on Sept. 15, 1982, the A's trailed the Blue Jays 11-2 after six innings, but came back to tie the game at 11 before the Blue Jays scored one run in the bottom of the ninth for the 12-11 victory...on April 14, 2001, the A's trailed the Texas Rangers, 8-0 heading into the bottom of the fourth inning and tied the game at eight before the Rangers scored one in the top of the ninth for the 9-8 victory.

## LARGEST LEADS SURRENDERED IN OAKLAND LOSSES

Lead	Score	Inn.	Opponent	Date	Final Score
8	15-7	B7	at Texas	May 5, 2000	16-17
7	7-0	T5	Kansas City	Sept. 6, 1978	8-11 (12)
7	7-0	B6	at Texas	May 25, 2006	7-8
6*	6-0	B3	at Kansas City	Sept. 14, 2021	7-10

\*18 times total; game listed is most recent

**Notes:** The A's blew an 11-0 lead to Kansas City on Sept. 4, 2002, but won the game 12-11 on a pinch hit, game-ending home run by Scott Hatteberg in the bottom of the ninth inning...the win gave the A's their American League-record 20th consecutive victory...three other times in Oakland history the A's have blown seven-run leads only to win the game...the last time was on April 24, 1997 vs. Minnesota, when the A's led 8-1 after four innings and fell behind 11-8 before tying the game in the bottom of the ninth...the A's eventually won in 11 innings, 12-11...the Athletics franchise record was set on June 17, 1936 when the Philadelphia A's led the St. Louis Browns 13-2 entering the bottom of the sixth inning...the Browns scored once in the bottom of the sixth, three times in the seventh, seven times in the eighth and once in the ninth for a 14-13 win.

---

# THE LAST TIME IT HAPPENED

---

## OAKLAND PITCHING – TEAM

**No-Hitter:** vs. Cincinnati, May 7, 2019 (Fiers)

**One-Hitter:** at Seattle, September 20, 2022 (Sears, Payamps, Puk, Cyr, Acevedo)

**Two-Hitter:** vs. New York (AL), August 27, 2022 (Oller, Acevedo, Puk, Payamps)

**Back-to-Back Complete Games:** at Chicago, July 31, 2010 (Braden) and Aug. 1 (Gonzalez); vs. Kansas City, Aug. 2 (Cahill)

**Four Straight Complete Games:** April 24-28, 1982 (at California; at California; at Baltimore DH)

**Back-to-Back Shutouts:** at Los Angeles (AL), July 29-30, 2021 (4-0, 2-0)

**Back-to-Back Complete Game Shutouts:** vs. Tampa Bay, Sept. 9 (Hudson) and Sept. 10 (Zito), 2000

**Back-to-Back 10 Strikeout Games by Individuals:** at Seattle, July 22 (Manaea, 13) and 23 (Montas, 10), 2021

## OAKLAND PITCHING – INDIVIDUAL

**No-Hitter:** Mike Fiers vs. Cincinnati, May 7, 2019

**One-Hitter:** Cory Lidle at Cleveland, August 21, 2002

**Two-Hitter:** Chris Bassitt vs. Los Angeles (AL), May 27, 2021

**10 or More Strikeouts:** Cole Irvin (11) vs. Miami, August 24, 2022

**12 or More Strikeouts:** Frankie Montas (12) vs. Los Angeles (AL), May 15, 2022

**13 or More Strikeouts:** Sean Manaea (13) at Seattle, July 22, 2021

**14 or More Strikeouts:** Todd Stottlemire (15) vs. Kansas City, June 16, 1995

**Back-to-Back Games, 10 or More Strikeouts:** 2, Frankie Montas at Seattle, July 23 (10) and at Los Angeles (AL), July 29 (10), 2021

**Four Strikeouts in One Inning:** Ryan Dull vs. Chicago (AL), April 17, 2018 (8th)

**Complete Game, ML Debut:** Mike Morgan vs. Baltimore, June 11, 1978

**Complete Game Shutout, ML Debut:** Mike Norris vs. Chicago, Apr. 10, 1975

**Back-to-Back Complete Games:** Brandon McCarthy at Cleveland, August 29, 2011; vs. Seattle, September 3, 2011

**Three Straight Complete Games:** Mark Mulder vs. Minnesota, May 9; at Kansas City, May 15; vs. Kansas City, May 21, 2004

**Back-to-Back Shutouts:** Mark Mulder at Arizona, July 6, 2001; vs. Los Angeles, July 12, 2001

**More Than 9 Innings Pitched:** Todd Stottlemire (10.0) vs. Kansas City, June 16, 1995

**Position Player Pitched:** Sheldon Neuse vs. Chicago (AL), September 8, 2022

**Home Run by Pitcher:** John “Blue Moon” Odom vs. California, Sept. 4, 1972 (C#1)

(Note: Ken Holtzman homered in Game 4 of the 1974 World Series, October 16, 1974)

## OAKLAND HITTING – TEAM

**Three Straight Home Runs:** at Texas, July 24, 2022 (Murphy, Pinder, Kemp)

**Three Home Runs, Inning:** at Texas, July 24, 2022 (Murphy, Pinder, Kemp)

**Four Home Runs, Inning:** vs. Chicago (B3), Apr. 27, 2002 (Hatteberg, Long, Pena, Menachino)

**Five or More Home Runs, Game:** 5, at Texas, August 14, 2021 (Chapman 2, Brown, Moreland, Olson)

**Six or More Home Runs, Game:** 6, at Houston, September 10, 2019 (Murphy 2, Olson 2, Davis, Semien)

**Seven or More Home Runs, Game:** 8 at California, June 27, 1996 (Berroa, Brosius 2, Giambi, Herrera, McGwire, Steinbach, Young)

**Two Grand Slams, Game:** at Seattle, September 10, 2007 (Suzuki and Johnson)

**Home Runs by First Two Batters of Game:** Terrence Long and Randy Velarde vs. Kansas City, May 16, 2000

**10 or More Plate Appearances, Inning:** 11 vs. Seattle, September 22, 2022 (3rd)

**12 or More Plate Appearances, Inning:** 12 vs. Texas, August 7, 2021 (3rd)

**13 or More Plate Appearances, Inning:** 13 at Texas, September 12, 2020 (2nd)

**14 or More Plate Appearances, Inning:** 14 at Seattle, August 3, 2020 (5th)

**15 or More Plate Appearances, Inning:** 15 at Baltimore, September 12, 2018 (3rd)

**16 or More Plate Appearances, Inning:** 18 vs. California, July 5, 1996 (1st)

**10 or More Runs, Inning:** vs. Baltimore, June 18, 2019 (10 in 6th)

**20 or More Hits, Game:** at Houston, September 10, 2019 (25)

**Back-to-Back Games of 10 or More Runs:** at Baltimore, April 9-10, 2019 (13-2, 10-3)

**Three Straight Games of 10 or More Runs:** vs. Houston, September 9-10, 2017 (11-1, 11-4, 10-2)

**Four or More Stolen Bases, Game:** vs. San Diego, August 3, 2021 (4)

**Five or More Stolen Bases, Game:** vs. Chicago (AL), July 5, 2017 (6)

**Seven or More Stolen Bases, Game:** at Tampa Bay, August 6, 2011 (7)

**Three or More Stolen Bases, Inning:** vs. San Francisco, August 21, 2021 (3 in 1st)

**Four or More Stolen Bases, Inning:** vs. Seattle, September 8, 2010 (4 in 6th)

**No Strikeouts, Game:** at Detroit, July 1, 2014

## OAKLAND HITTING – INDIVIDUAL

**Lead-Off Home Run:** Chad Pinder at San Francisco, April 27, 2022

**Inside-the-Park Home Run:** Nick Swisher at New York, June 11, 2006

(Note: Mark Kotsay had an ITPHR at Minnesota in Game 2 of the ALDS, October 4, 2006)

**Pinch-Hit Home Run:** Chad Pinder vs. Atlanta, September 6, 2022

**Pinch Hit Grand Slam:** Chad Pinder vs. Houston, September 24, 2021



**Pinch Hit Game Ending Home Run:** Chris Carter vs. Seattle, July 6, 2012  
**Walk Off Home Run:** Luis Barrera vs. Los Angeles-AL (Day), May 14, 2022  
**Walk Off Grand Slam:** Stephen Piscotty vs. Texas, August 4, 2020  
**Inside-the-Park Grand Slam:** Jim Essian vs. Toronto, June 10, 1979  
**Inside-the-Park Walk Off Home Run:** Reggie Jackson vs. Boston, August 22, 1971  
**Two Home Runs, Game:** Shea Langeliers at Seattle, October 2, 2022  
**Three Home Runs, Game:** Khris Davis vs. Texas, May 17, 2016  
**Back-to-Back Multi-Homer Games:** Matt Chapman at San Francisco, August 14, 2019 and vs. Houston, August 15, 2019  
**Two Players, Multi-HR, Same Game:** Sean Murphy and Matt Olson at Houston, September 10, 2019  
**Two Home Runs, Same Inning:** Mark McGwire at Seattle (5th), Sept. 22, 1996  
**Home Runs From Both Sides of the Plate:** Coco Crisp at New York (AL), August 24, 2011  
**Home Run First Major League At Bat:** Terry Steinbach at Cleveland, Sept. 12, 1986  
**Home Run, First Major League Hit:** Sean Murphy vs. Los Angeles (AL), Sept. 4, 2019  
**Hit First Major League At Bat:** Shea Langeliers at Texas, August 16, 2022  
**Five Hits, Game:** Josh Donaldson at Chicago (AL), September 9, 2014  
**Two Hits, Same Inning:** Matt Olson vs. Los Angeles (AL), June 16, 2021 (6th)  
**Five or More RBI, Same Inning:** Mark McGwire at Seattle, September 22, 1996 (5th)  
**Three Steals, Game:** Starling Marte at Los Angeles (AL), August 1, 2021  
**Four Steals, Game:** Rajai Davis vs. Chicago (AL), July 5, 2017  
**Five Steals, Game:** Rickey Henderson vs. Seattle, July 29, 1989  
**Steal of Home:** Mark Canha vs. Toronto, July 31, 2018  
**Hitting for the Cycle:** Mark Ellis vs. Boston, June 4, 2007  
**Two Strikeouts, Inning:** Ramón Laureano at Texas, August 25, 2020 (7th)  
**Hitless Streak, 20 or more at bats:** 20, Jonah Bride, Sept. 13-Oct. 2, 2022  
**Hitless Streak, 21 or more at bats:** 27, Jed Lowrie, June 5 to August 2, 2022  
**Hitless Streak, 28 or more at bats:** 28, Stephen Vogt, July 23-August 3, 2015  
**Hitless Streak, 29 or more at bats (single season):** 33, Josh Donaldson, June 6-15, 2014  
**Hitless Streak, 34 or more at bats (single season):** 34, Adam Rosales, June 30-September 26, 2011

## OAKLAND FIELDING

**Four or More Errors, Game:** 4, vs. Tampa Bay, May 30, 2018  
**Five or More Errors, Game:** 5, vs. Seattle, April 1, 2011  
**Six or More Errors, Game:** 7 vs. Cleveland, June 7, 1987  
**Three Errors by Team, Inning:** at Houston, April 29, 2018  
**Triple Play:** vs. Minnesota, August 21, 2012 (Josh Donaldson to Adam Rosales to Chris Carter)  
**Turned Four or More DPs, Game:** 4, May 25, 2022 at Seattle  
**Turned Five or More DPs, Game:** 5 vs. Seattle, May 24, 2018

## OAKLAND MISCELLANEOUS – TEAM

**Four-Game Series, Sweep:** vs. Detroit, April 15-18, 2021  
**Four-Game Series, Swept:** at Seattle, September 20-23, 2021  
**Tie Game:** vs. Detroit, May 24, 1968 (2-2)  
**Three Consecutive Extra Inning Games:** at Chicago, April 11-13, 2011 (10, 10, 10)  
**Rain Shortened Game:** at Detroit, August 27, 2013  
**Game Postponed:** vs. Minnesota, April 19, 2021  
**Game Cancelled:** at Baltimore, September 6, 2008  
**Game Suspended:** at Detroit, May 19, 2019 (completed at Oakland, September 6)  
**Played a Game Under 2:00 (nine innings or more):** 1:49, July 8, 2008 vs. Seattle  
**Doubleheader:** vs. Detroit, July 21, 2022  
**Scheduled Doubleheader:** vs. Detroit, July 21, 2022  
**Day-Night Doubleheader:** vs. Los Angeles (AL), May 14, 2022  
**Doubleheader, Sweep:** vs. Minnesota, April 20, 2021 (7-0, 1-0)  
**Doubleheader, Swept:** vs. Seattle, September 26, 2020 (1-5 in 8 inn., 3-12 in 7 inn.)  
**Player Ejection:** Chad Pinder vs. Chicago (AL), September 11, 2022  
**Manager Ejection:** Mark Kotsay vs. Seattle, August 21, 2022  
**Coach Ejection:** Ryan Christenson vs. Seattle, September 22, 2021



**On Sept. 11, 2022, Dave Stewart became the sixth player in Oakland A's history to have his number retired.**

**HISTORY**

## ATHLETICS HISTORY

From its beginnings in Philadelphia to its current version in Oakland, the Athletics franchise has been one of the most storied in Major League history. The A's have won nine World Championships, 15 Pennants and 17 Division Titles in 122 years in the American League. Only the New York Yankees (27) and St. Louis Cardinals (11) have won more World Series and only the Yankees (40) have more American League Pennants.

The A's were one of the eight original AL franchises when the league was born in 1901. Connie Mack was named manager of the Philadelphia entry and would guide the A's for 50 years, winning five World Championships and 3,582 games. The Hall of Famer was also an owner of the club for all 54 years in Philadelphia.

Under Mack's leadership, the A's would win six of the first 14 AL Pennants, including World Series titles in 1910, 11 and 13. The first dynasty featured the "\$100,000 infield" of Stuffy McInnis, Eddie Collins, Jack Barry and Frank "Home Run" Baker as well as Hall of Fame pitchers Chief Bender, Eddie Plank and Rube Waddell. Waddell led the AL in strikeouts each year from 1902-07 and Baker earned the "Home Run" nickname by topping the AL in round trippers from 1911-14, with 11, 10, 12 and nine.

The A's won 99 games in 1914 but dropped off to 43 wins in 1915 as the club sold off many of its star players, a pattern that would continue throughout the history of the franchise. The A's had seven straight last place finishes through 1921, but a second dynasty was on the horizon.

Mack again began to assemble Hall of Fame talent in the mid-20's, putting together one of the most feared batting orders in baseball history with catcher Mickey Cochrane, first baseman Jimmie Foxx and outfielder Al Simmons. Add in another Hall of Famer on the mound in Lefty Grove and the A's would win 100 games in three straight seasons, including back-to-back World Championships in 1929 and 30.

The A's won their ninth AL Pennant with a 107-win season in 1931 as Grove won AL Most Valuable Player honors. Foxx won back-to-back MVPs in 1932 and 1933, setting franchise records for home runs (58) and RBI (169) in 1932. However, economics again led Mack to sell or trade his best players. The club would post 13 consecutive losing seasons from 1934-46 and would finish no higher than fourth place in the final 21 years in Philadelphia.

Connie Mack managed his final season in 1950 at the age of 87 and the Mack family sold the club to Arnold Johnson, who moved the A's to Kansas City in 1955.

The A's finished in sixth place in their first season in Kansas City, but that would be their highest finish in the midwest, which featured 13 losing seasons. The club again began to develop talent, but most, including the likes of Roger Maris and 1952 AL MVP Bobby Shantz, would end up being traded to the Yankees. Following the death of Johnson in 1960, the A's were sold to Charlie Finley.

Finley began assembling another talented group of A's players, signing Jim "Catfish" Hunter, Rollie Fingers, Bert Campaneris and Joe Rudi and drafting Reggie Jackson, Sal Bando and Vida Blue. While most of these players had limited time with the Kansas City A's, they would form the nucleus of the next A's dynasty.

The A's moved to Oakland in 1968 and won 82 games that year for their first winning season in 16 years. After back-to-back second place finishes in 1969 and '70, the A's won five straight American League West titles from 1971-75. Anchored by Hall of Famers Hunter, Fingers and Jackson, the A's won three straight World Championships from 1972-74.

Although the A's won 98 games in 1975, the third Athletics dynasty was already coming to an end with the departure of Hunter via free agency prior to the season. The rest of the players would be traded in the next two years and the A's reached a low in Oakland with a 108-loss season in 1979. However, that year saw the debut of the next A's superstar, Rickey Henderson.

Billy Martin was hired to manage the A's in 1980 and Henderson flourished under Martin, stealing 100 bases that year and a record 130 in 1982. Finley sold the A's to Haas Family following the 1980 season and Billy Ball, featuring Henderson on the bases and starting pitchers going the distance, was born. The A's won the West in the strike-shortened 1981 season but would face a seven-year drought before returning to the postseason.

The turnaround began in 1986 with the hiring of Tony La Russa as manager and the signing of Dave Stewart as a free agent. A trade for future Hall of Famer Dennis Eckersley in 1987 led to the emergence of the modern day closer, and three straight rookies of the year in Jose Canseco (1986), Mark McGwire (1987) and Walt Weiss (1988) gave the A's the ingredients for a run of four AL West Championships in five years from 1988-92.

Oakland made three straight World Series appearances from 1988-90, including a sweep of the cross-bay rival San Francisco Giants in 1989 that was buoyed by the return of Henderson to Oakland. Two years later on May 1, 1991, Henderson would break Lou Brock's Major League stolen base record with his 939th steal.

The A's had MVPs in 1988 (Canseco), 1990 (Henderson) and 1992 (Eckersley) and Cy Youngs in Bob Welch (1990) and Eckersley (1992), but this time it was age that ended the A's run.

The Moneyball teams of the early 2000's featuring the Big Three of Tim Lincecum, Mark Mulder and 2002 Cy Young winner Barry Zito, and the offensive power of 2000 MVP Jason Giambi, 2002 MVP Miguel Tejada and Gold Glove Eric Chavez, made four straight postseason appearances from 2000-03 and another in 2006. The 2002 club set a then-AL record with a 20-game winning streak, capped off by a Scott Hatteberg pinch hit home run.

Bob Melvin was hired as manager in 2011 and under his guidance, the A's made six postseason appearances over a nine-year span from 2012-20. The run began with two AL West titles and a Wild Card from 2012-14 and two Wild Cards and an AL West title from 2018-20. In between, the A's completely rebuilt, with only Brett Anderson and Jed Lowrie playing in each three-year stretch.

# NOTABLE PERFORMANCES & AWARD WINNERS

## WORLD CHAMPIONSHIPS (9)

Year	Record	Opponent
1910	102-48	Chicago
1911	101-50	New York
1913	96-57	New York
1929	104-46	Chicago
1930	102-52	St. Louis
1972	93-62	Cincinnati
1973	94-68	New York
1974	90-72	Los Angeles
1989	99-63	San Francisco

## AMERICAN LEAGUE PENNANTS (15)

Year	Record	Manager
1902	83-53	Connie Mack
1905	92-56	Connie Mack
1910	102-48	Connie Mack
1911	101-50	Connie Mack
1913	96-57	Connie Mack
1914	99-53	Connie Mack
1929	104-46	Connie Mack
1930	102-52	Connie Mack
1931	107-45	Connie Mack
1972	93-62	Dick Williams
1973	94-68	Dick Williams
1974	90-72	Alvin Dark
1988	104-58	Tony La Russa
1989	99-63	Tony La Russa
1990	103-59	Tony La Russa

## AMERICAN LEAGUE WEST DIVISION TITLES (17)

Year	Record	Manager
1971	101-60	Dick Williams
1972	93-62	Dick Williams
1973	94-68	Dick Williams
1974	90-72	Alvin Dark
1975	98-64	Alvin Dark
1981	64-45	Billy Martin
1988	104-58	Tony La Russa
1989	99-63	Tony La Russa
1990	103-59	Tony La Russa
1992	96-66	Tony La Russa
2000	91-70	Art Howe
2002	103-59	Art Howe
2003	96-66	Ken Macha
2006	93-69	Ken Macha
2012	94-68	Bob Melvin
2013	96-66	Bob Melvin
2020	36-24	Bob Melvin

## AMERICAN LEAGUE WILD CARDS (4)

Year	Record	Manager
2001	102-60	Art Howe
2014	88-74	Bob Melvin
2018	97-65	Bob Melvin
2019	97-65	Bob Melvin

## AMERICAN LEAGUE MOST VALUABLE PLAYERS (11)

Lefty Grove	1931
Jimmie Foxx	1932
Jimmie Foxx	1933
Bobby Shantz	1952
Vida Blue	1971
Reggie Jackson	1973
Jose Canseco	1988
Rickey Henderson	1990
Dennis Eckersley	1992
Jason Giambi	2000
Miguel Tejada	2002

## AMERICAN LEAGUE CY YOUNG AWARDS (5)

Vida Blue	1971
Jim Hunter	1974
Bob Welch	1990
Dennis Eckersley	1992
Barry Zito	2002

## AMERICAN LEAGUE ROOKIES OF THE YEAR (8)

Harry Byrd	1952
Jose Canseco	1986
Mark McGwire	1987
Walt Weiss	1988
Ben Griever	1998
Bobby Crosby	2004
Huston Street	2005
Andrew Bailey	2009

## AMERICAN LEAGUE MANAGERS OF THE YEAR (4)

Tony La Russa	1988
Tony La Russa	1992
Bob Melvin	2012
Bob Melvin	2018

## POSTSEASON BESTS

World Championships	Division Titles
Yankees 27	Braves 22
Cardinals 11	Yankees 20
Athletics 9	Dodgers 20
Red Sox 9	Athletics 17
Giants 8	Cardinals 16

League Championships*	Postseason Appearances
Yankees 40	Yankees 58
Giants 21	Dodgers 36
Dodgers 21	Cardinals 32
Cardinals 19	Athletics 29
Athletics 15	Braves 28

\*since 1901



## LEAGUE LEADERS

### Batting Champions (6)

Year	Name	Avg.
1901	Nap Lajoie	.426
1930	Al Simmons	.381
1931	Al Simmons	.390
1933	Jimmie Foxx	.356
1951	Ferris Fain	.344
1952	Ferris Fain	.327

### Home Run Champions (23)

Year	Name	HR
1901	Nap Lajoie	14
1902	Socks Seybold	16
1904	Harry Davis	10
1905	Harry Davis	8
1906	Harry Davis	12
1907	Harry Davis	8
1911	Frank Baker	11
1912	Frank Baker	10
1913	Frank Baker	12
1914	Frank Baker	9
1918	Tilly Walker	11
1932	Jimmie Foxx	58
1933	Jimmie Foxx	48
1935	Jimmie Foxx	36
1951	Gus Zernial	33
1973	Reggie Jackson	32
1975	Reggie Jackson	36
1981	Tony Armas	22
1987	Mark McGwire	49
1988	Jose Canseco	42
1991	Jose Canseco	44
1996	Mark McGwire	52
2018	Khris Davis	48

### RBI Champions (11)

Year	Name	RBI
1901	Nap Lajoie	125
1905	Harry Davis	83
1906	Harry Davis	96
1912	Frank Baker	130
1913	Frank Baker	117
1929	Al Simmons	157
1932	Jimmie Foxx	169
1933	Jimmie Foxx	163
1951	Gus Zernial	125
1973	Reggie Jackson	117
1988	Jose Canseco	124

### ERA Champions (12)

Year	Name	ERA
1905	Rube Waddell	1.48
1909	Harry Krause	1.39

1926	Lefty Grove	2.51
1929	Lefty Grove	2.82
1930	Lefty Grove	2.54
1931	Lefty Grove	2.05
1932	Lefty Grove	2.84
1970	Diego Segui	2.56
1971	Vida Blue	1.82
1974	Catfish Hunter	2.49
1981	Steve McCatty	2.32
1994	Steve Ontiveros	2.65

### Strikeout Champions (13)

Year	Name	Tot.
1902	Rube Waddell	210
1903	Rube Waddell	302
1904	Rube Waddell	349
1905	Rube Waddell	287
1906	Rube Waddell	196
1907	Rube Waddell	232
1925	Lefty Grove	116
1926	Lefty Grove	194
1927	Lefty Grove	174
1928	Lefty Grove	183
1929	Lefty Grove	170
1930	Lefty Grove	209
1931	Lefty Grove	175

## LEAGUE AWARDS

### AL Pitcher of the Month

Rick Langford	August, 1979
Matt Keough	April, 1981
Jay Howell	June, 1985
Steve Ontiveros	June, 1987
Dave Stewart	April, 1988
Mike Moore	July, 1989
Dave Stewart	April, 1990
Dave Stewart	September, 1990
Tim Hudson	September, 2000
Mark Mulder	July, 2001
Barry Zito	August, 2001
Barry Zito	September, 2001
Mark Mulder	June, 2002
Cory Lidle	August, 2002
Barry Zito	July, 2005
Esteban Loaiza	August, 2006
Dan Haren	May, 2007
Bartolo Colón	June, 2013
Sonny Gray	April, 2014
Sonny Gray	July, 2014
Scott Kazmir	July, 2015
Rich Hill	May, 2016
Sean Manaea	April, 2018
Chris Bassitt	September, 2020

Sean Manaea	June, 2021
Frankie Montas	September, 2021

### AL Player of the Month

Gene Tenace	September, 1975
Mike Davis	April, 1985
Carney Lansford	May, 1988
Jose Canseco	September, 1988
Jose Canseco	May, 1990
Dave Henderson	April, 1991
Mark McGwire	June, 1996
Jason Giambi	September, 2000
Jason Giambi	May, 2001
Jermaine Dye	August, 2001
Eric Chavez	September, 2001
Josh Donaldson	September, 2013

### AL Rookie of the Month

Bobby Crosby	June, 2004
Joe Blanton	June, 2005
Joe Blanton	August, 2005
Andrew Bailey	August, 2009
Brett Anderson	September, 2009
Jemile Weeks	June, 2011
Yoenis Céspedes	September, 2012
Nate Freiman	May, 2013
Ryon Healy	September, 2016

### AL Reliever of the Month

Blake Treinen	September, 2018
Liam Hendriks	June, 2019
Liam Hendriks	July/August, 2020

### World Series Most Valuable Player

Gene Tenace	1972
Reggie Jackson	1973
Rollie Fingers	1974
Dave Stewart	1989

### ALCS Most Valuable Player

Dennis Eckersley	1988
Rickey Henderson	1989
Dave Stewart	1990

### All-Star Game Most Valuable Player

Terry Steinbach	1988
-----------------	------

### AL Reliever of the Year

Liam Hendriks	2020
---------------	------

### Outstanding Designated Hitter Award

Dave Kingman	1984
Dave Parker	1989
Khris Davis	2018

### Roberto Clemente Award

Dave Stewart	1990
--------------	------

## RECENT PLAYER OF THE WEEK AWARD WINNERS

Frankie Montas, August 9, 2020  
 Mark Canha, August 25, 2019  
**Ramón Laureano, July 21, 2019**  
 Marcus Semien, June 9, 2019  
 Mike Fiers, May 12, 2019\*  
 Sean Manaea, April 22, 2018\*  
 Yonder Alonso, May 7, 2017  
 Khris Davis, September 18, 2016\*

Josh Reddick, May 3, 2015\*  
 Sonny Gray and Josh Reddick, September 28, 2014\*  
 Jon Lester, September 14, 2014  
 Brandon Moss, May 18, 2014  
 Brandon Moss, September 1, 2013  
 Josh Donaldson, April 28, 2013  
 Josh Reddick, September 3, 2012

Yoenis Céspedes, July 16, 2012  
 Brandon Moss, June 18, 2012  
 Hideki Matsui, July 25, 2011  
 Gio Gonzalez, July 4, 2011\*  
 Trevor Cahill, August 9, 2010  
 Dallas Braden, May 10, 2010

\*indicates co-Player of the Week

<b>Joe Cronin Award</b>	
Rickey Henderson .....	1982
Jose Canseco .....	1988
Dave Stewart .....	1990

<b>Executive of the Year</b>	
<b>Billy Beane .....</b>	<b>2018</b>

## TEAM AWARDS

<b>Dave Stewart Community Service Award</b>	
Ernie Young .....	1996
Scott Spiezo .....	1997
Tom Candiotti .....	1998
Art Howe .....	1999
Jason Giambi .....	2000
Terrence Long .....	2001
Tim Hudson .....	2002
Scott Hatteberg .....	2003
Eric Chavez .....	2004
Barry Zito .....	2005
Mark Kotsay .....	2006
Mark Ellis .....	2007
Dana Eveland .....	2008
Dallas Braden/Kurt Suzuki .....	2009
Craig Breslow .....	2010
Josh Willingham .....	2011
Jonny Gomes .....	2012
Sean Doolittle .....	2013
Jed Lowrie .....	2014
Stephen Vogt .....	2015
Stephen Vogt .....	2016
Liam Hendriks .....	2017
Chad Pinder .....	2018
Liam Hendriks .....	2019
<b>Tony Kemp .....</b>	<b>2020</b>
<b>Tony Kemp .....</b>	<b>2021</b>
<b>Tony Kemp .....</b>	<b>2022</b>

<b>Jim "Catfish" Hunter Award</b>	
Tim Hudson .....	2004
Mark Ellis .....	2005
Jason Kendall .....	2006
Mark Ellis .....	2007
Mike Sweeney .....	2008
Kurt Suzuki .....	2009
Ben Sheets .....	2010
Josh Willingham .....	2011
Jonny Gomes .....	2012
Coco Crisp .....	2013
Stephen Vogt .....	2014
Stephen Vogt .....	2015
Stephen Vogt .....	2016
Jed Lowrie .....	2017
Matt Chapman .....	2018
Marcus Semien .....	2019
Marcus Semien .....	2020
Chris Bassitt .....	2021
Stephen Vogt .....	2022

<b>Walter A. Haas, Jr. Community Achievement Award</b>	
Dave Stewart .....	1987
Storm Davis .....	1988
Dave Stewart .....	1989
Dave Henderson .....	1990
Dennis Eckersley .....	1991

Dennis Eckersley/Terry Steinbach .....	1992
Mike Bordick/Terry Steinbach .....	1993

## BBWAA AWARDS

<b>Bill Rigney "Good Guy" Award</b>	
Matt Stairs .....	1997
Rickey Henderson .....	1998
Jason Giambi .....	1999
Eric Chavez .....	2000
Johnny Damon .....	2001
Scott Hatteberg .....	2002
Tim Hudson .....	2003
Mark Kotsay .....	2004
Bobby Crosby .....	2005
Frank Thomas .....	2006
Mark Ellis .....	2007
Huston Street .....	2008
Kurt Suzuki .....	2009
Kurt Suzuki .....	2010
Gio Gonzalez .....	2011
Jonny Gomes .....	2012
Brandon Moss .....	2013
Sean Doolittle .....	2014
Stephen Vogt .....	2015
Marcus Semien .....	2016
Jed Lowrie .....	2017
Stephen Piscotty .....	2018
Bob Melvin .....	2019
<b>Tony Kemp .....</b>	<b>2020</b>
Chris Bassitt .....	2021
Chad Pinder .....	2022

<b>Local Chapter MVP</b>	
Joe Rudi .....	1974
Rollie Fingers .....	1975
Vida Blue .....	1976
Jason Giambi .....	2000

## PLAYERS CHOICE AWARDS

<b>AL Outstanding Pitcher of the Year</b>	
Barry Zito .....	2002
<b>AL Outstanding Rookie</b>	
Ben Grieve .....	1998
Terrence Long .....	2000
Bobby Crosby .....	2004
Huston Street .....	2005

<b>AL Comeback Player of the Year</b>	
Dennis Eckersley .....	1992
John Jaha .....	1999
Frank Thomas .....	2006

<b>Man of the Year</b>	
Mark McGwire .....	1997

## THE SPORTING NEWS AWARDS

<b>Major League Player of the Year</b>	
Reggie Jackson .....	1973

<b>AL Most Valuable Player</b>	
Al Simmons .....	1929
Jimmie Foxx .....	1932
Jimmie Foxx .....	1933

<b>AL Player of the Year</b>	
Ferris Fain .....	1951
Reggie Jackson .....	1973
Tony Armas .....	1981
Jose Canseco .....	1988

<b>AL Pitcher of the Year</b>	
Bobby Shantz .....	1952
Vida Blue .....	1971
Jim Hunter .....	1974
Bob Welch .....	1990
Dennis Eckersley .....	1992
Barry Zito .....	2002

<b>AL Rookie Player of the Year</b>	
Dick Howser .....	1961
Mitchell Page .....	1977
Jose Canseco .....	1986
Mark McGwire .....	1987
Walt Weiss .....	1988
Ben Grieve .....	1998
Bobby Crosby .....	2004
Huston Street .....	2005

<b>AL Rookie Pitcher of the Year</b>	
Jim Nash .....	1966
Tim Hudson .....	1999

<b>AL Fireman of the Year</b>	
Jack Aker .....	1966
Dennis Eckersley .....	1988
Dennis Eckersley .....	1991
Dennis Eckersley .....	1992
Billy Koch .....	2002
Keith Foulke .....	2003

<b>AL Comeback Player of the Year</b>	
Storm Davis .....	1988
John Jaha .....	1999

<b>ML Manager of the Year</b>	
Billy Martin .....	1981

<b>AL Manager of the Year</b>	
Tony La Russa .....	1988
Tony La Russa .....	1992
Bob Melvin .....	2018

<b>ML Executive of the Year</b>	
<b>Billy Beane .....</b>	<b>1999</b>
<b>Billy Beane .....</b>	<b>2012</b>
<b>Billy Beane .....</b>	<b>2018</b>

<b>Sportsman of the Year</b>	
Charles O. Finley .....	1972
Mark McGwire .....	1997

<b>Major League All-Star Team</b>	
Mickey Cochrane, C .....	1925
Eddie Rommel, P .....	1925
Al Simmons, OF .....	1927
Mickey Cochrane, C .....	1928
Lefty Grove, P .....	1928
Jimmie Foxx, 1B .....	1929
Al Simmons, OF .....	1929
Mickey Cochrane, C .....	1929
Lefty Grove, P .....	1929
Al Simmons, OF .....	1930
Mickey Cochrane, C .....	1930
Lefty Grove, P .....	1930

Al Simmons, OF	1931
Mickey Cochrane, C	1931
Lefty Grove, P	1931
Jimmie Foxx, 1B	1932
Lefty Grove, P	1932
Jimmie Foxx, 1B	1933
Mike Higgins, 3B	1934
Doc Cramer, OF	1935
Mike Higgins, 3B	1936
Ferris Fain, 1B	1951
Ferris Fain, 1B	1952
Bobby Shantz, P	1952

#### American League All-Star Team

Norm Siebern, 1B	1962
Reggie Jackson, OF	1969
Vida Blue, LHP	1971
Joe Rudi, OF	1972
Sal Bando, 3B	1973
Bert Campaneris, SS	1973
Ken Holtzman, LHP	1973
Reggie Jackson, OF	1973
Sal Bando, 3B	1974
Bert Campaneris, SS	1974
Jim Hunter, RHP	1974
Joe Rudi, OF	1974
Reggie Jackson, OF	1975
Joe Rudi, OF	1976
Dwayne Murphy, OF	1981
Rickey Henderson, OF	1981
Tony Armas, OF	1981
Dave Kingman, DH	1984
Jose Canseco, OF	1988
Dennis Eckersley, RP	1988
Dave Stewart, RHP	1988
Carney Lansford, 3B	1989
Jose Canseco, OF	1990
Rickey Henderson, OF	1990
Bob Welch, RHP	1990
Jose Canseco, OF	1991
Mark McGwire, 1B	1992
Mark McGwire, 1B	1996
Mark Mulder, LHP	2001
Eric Chavez, 3B	2002
Barry Zito, LHP	2002
Matt Olson, 1B	2018
Matt Olson, 1B	2019
Marcus Semien, SS	2019
Liam Hendriks, RP	2019
Liam Hendriks, RP	2020

#### WIRE SERVICE AWARDS

##### AP Player of the Year

Jose Canseco	1988
--------------	------

##### AP Manager of the Year

Billy Martin	1980
--------------	------

##### UPI Manager of the Year

Tony La Russa	1992
---------------	------

##### AP Major League All-Star Team

Rickey Henderson, OF	1990
Bob Welch, RHP	1990
Jose Canseco, OF	1991
Dennis Eckersley, RP	1992

Mark McGwire, 1B	1992
Mark McGwire, 1B	1996

##### UPI AL All-Star Team

Mark McGwire, 1B	1992
Dennis Eckersley, RP	1992

##### UPI AL Comeback Player of the Year

Dave Kingman	1984
Dave Henderson	1988
Mark McGwire	1992

##### UPI Executive of the Year

Sandy Alderson	1988
Sandy Alderson	1990

#### MISCELLANEOUS AWARDS

##### Organization of the Year

Baseball America	1982
Topps	1998
Baseball America	1999
Howe Sports Data	1999
Topps	1999
Topps	2004

##### Baseball America Executive of the Year

Billy Beane	2002
Billy Beane	2013

##### AL Rawlings Gold Glove

Joe Rudi, OF	1974
Joe Rudi, OF	1975
Joe Rudi, OF	1976
Dwayne Murphy, OF	1980
Mike Norris, P	1980
Dwayne Murphy, OF	1981
Mike Norris, P	1981
Rickey Henderson, OF	1981
Dwayne Murphy, OF	1982
Dwayne Murphy, OF	1983
Dwayne Murphy, OF	1984
Dwayne Murphy, OF	1985
Alfredo Griffin, SS	1985
Mark McGwire, 1B	1990
Eric Chavez, 3B	2001
Eric Chavez, 3B	2002
Eric Chavez, 3B	2003
Eric Chavez, 3B	2004
Eric Chavez, 3B	2005
Eric Chavez, 3B	2006
Josh Reddick, OF	2012
Matt Olson, 1B	2018
Matt Chapman, 3B	2018
Matt Olson, 1B	2019
Matt Chapman, 3B	2019
Matt Chapman, 3B	2021
Sean Murphy, C	2021

##### Platinum Glove

Matt Chapman, AL	2018
Matt Chapman, AL	2019

##### Wilson Defensive Player of the Year

Josh Reddick, AL OF	2012
Josh Reddick, AL OF	2013
Matt Chapman, ML and ML 3B	2018
Matt Chapman, ML 3B	2019

##### AL Silver Slugger Award

Rickey Henderson	1981
Jose Canseco	1988
Jose Canseco	1990
Rickey Henderson	1990
Jose Canseco	1991
Mark McGwire	1992
Mark McGwire	1996
Jason Giambi	2001
Eric Chavez	2002

##### AL Rolaids Relief Man Award

Dennis Eckersley	1988
Dennis Eckersley	1992
Billy Koch	2002
Keith Foulke	2003

##### Topps ML Rookie All-Star Team

Dick Howser, OF	1961
Ed Charles, 3B	1962
Manny Jimenez, OF	1962
Bert Campaneris, SS	1964
Jim Nash, RHP	1966
Rick Monday, OF	1967
Angel Mangual, OF	1971
Claudell Washington, OF	1974
Wayne Gross, 3B	1977
Mitchell Page, OF	1977
Dave Revering, 1B	1978
John Johnson, LHP	1978
Bob Kearney, C	1983
Jose Canseco, OF	1986
Mark McGwire, 1B	1987
Walt Weiss, SS	1988
Felix Jose, OF	1990
Tony Batista, 2B	1996
Ben Grieve, OF	1998
A.J. Hinch, C	1998
Terrence Long, OF	2000
Mark Ellis, 2B	2002
Bobby Crosby, SS	2004
Dan Johnson, 1B	2005
Huston Street, P	2005
Brad Ziegler, P	2008
Yoenis Cespedes, OF	2012
Sean Murphy, C	2020

##### Tony Conigliaro Award

Jim Mecir	2003
Stephen Piscotty	2018

##### The Hutch Award

Carney Lansford	1992
Jason Giambi	2000
Stephen Piscotty	2018

##### AL Chalmers Award\*

Eddie Collins	1914
---------------	------

##### Early American League MVPs\*

Mickey Cochrane, C	1928
--------------------	------

\* The Baseball Writers' Association of America has officially balloted and named the MVP in each major league since 1931. The earlier awards were known as the Chalmers (automobile) Award (1911-14) and then the league made the award from 1922 through 1928.



# ATHLETICS HALL OF FAME

The Athletics Hall of Fame was founded in 2018 to honor the individuals who have shaped the identity and success of the Athletics franchise.

The inaugural class of seven featured the five Oakland A's National Baseball Hall of Famers: Catfish Hunter, Rollie Fingers, Reggie Jackson, Dennis Eckersley and Rickey Henderson, as well as four-time 20-game winner Dave Stewart and owner Charlie Finley.

The first induction ceremony took place on Sept. 5, 2018. With five additions in 2023, the Athletics Hall of Fame now features 33 members.



**CLASS OF 2018**  
Dennis Eckersley  
Rollie Fingers  
Charlie Finley  
Rickey Henderson  
Catfish Hunter  
Reggie Jackson  
Dave Stewart

**CLASS OF 2019**  
Vida Blue  
Bert Campaneris  
Walter A. Haas, Jr.  
Mark McGwire  
Tony La Russa

**CLASS OF 2021**  
Home Run Baker  
Chief Bender  
Mickey Cochrane  
Eddie Collins  
Jimmie Foxx  
Lefty Grove  
Connie Mack  
Eddie Plank  
Al Simmons  
Rube Waddell

**CLASS OF 2022**  
Sal Bando  
Eric Chavez  
Ray Fosse  
Keith Lieppman  
Joe Rudi  
Steve Vucinich

**CLASS OF 2023**  
Jason Giambi  
Bob Johnson  
Carney Lansford  
Roy Steele  
Gene Tenace

## ATHLETICS HALL OF FAMERS



**Frank "Home Run" Baker**  
Philadelphia A's 1908-14  
Inducted Aug. 22, 2021

Frank "Home Run" Baker led the American League in home runs from 1911-13 and tied for the lead in 1914, but earned his nickname by hitting two home runs in the 1911 World Series against the Giants, the second of three World Champion A's teams that featured Baker as the A's third baseman. A member of the A's famed \$100,000 infield, Baker led the league in triples in his rookie season of 1909 and topped the AL in RBI from 1912-13.




**Sal Bando**  
Kansas City A's 1966-67;  
Oakland A's 1968-76  
Inducted Aug. 7, 2022

"Captain Sal" was the leader that held the A's together in the early 70's when Oakland won five straight American League West titles and three consecutive World Series. Bando finished in the top four in Most Valuable Player voting three times and was a four-time All-Star. His durability put him atop the AL leader board in games played four times and although he never led the league in any other major category, his 33.0 WAR from 1969-73 was the best in baseball.




**Charles "Chief" Bender**  
Philadelphia A's 1903-14  
Inducted Aug. 22, 2021

Charles "Chief" Bender was a Native American who pitched in five World Series for the A's. He had his finest season in 1910 when he authored a no-hitter while compiling a 23-5 record and a 1.58 ERA before helping the A's to their first World Championship. Bender, who was Connie Mack's choice "if there was one game I wanted to win above all others" won five of his seven World Series starts in 1910, 11 and 13 to lead the A's to their first three World Championships.




**Vida Blue**  
**Oakland A's 1969-77**  
*Inducted Sept. 21, 2019*

Vida Blue made his Major League debut in 1969 eight days before his 20th birthday, tossed a no-hitter in 1970, and then burst onto the national scene in 1971 when he won both the American League Cy Young Award and Most Valuable Player Award after compiling a 24-8 record, a league-leading 1.82 ERA and 301 strikeouts. Blue started two All-Star Games for the AL in 1971 and 1975, and in between pitched for the A's three consecutive World Champions.




**Bert Campaneris**  
**Kansas City A's 1964-67;**  
**Oakland A's 1968-76**  
*Inducted Sept. 21, 2019*

When you trace the roots of the A's three straight World Championships from 1972 to 1974, it all began on April 25, 1961, when the Kansas City A's signed a 19-year-old Cuban named Dagoberto Campaneris. "Campy" played 13 seasons for the A's and was a six-time All-Star. He stole 649 bases in his career and led the American League in steals six times. Campaneris homered twice in his debut and famously played all nine positions in a nine-inning game on Sept. 8, 1965.



**Eric Chavez**  
**Oakland A's 1998-2010**  
*Inducted Aug. 7, 2022*

Eric Chavez was a mainstay of the third era of great Oakland teams that won four American League West titles and made five playoff appearances from 2000-06. He won six straight Gold Gloves at third base from 2001-06, hit 20 or more home runs in seven straight seasons from 2000-06 and drove in 100 runs four times. Much like the A's teams of his era, Chavez excelled in the second half of the season and retired as the best player in Oakland history never named to an All-Star Team.




**Gordon "Mickey" Cochrane**  
**Philadelphia A's 1925-33**  
*Inducted Aug. 22, 2021*

One of baseball's greatest catchers, Mickey Cochrane was the backstop for the A's three consecutive American League Pennant winning teams from 1929-31. He was named AL MVP in 1928 and homered twice in the 1930 World Series as the A's won their second straight World Championship. Cochrane had a .321 batting average in nine seasons with the A's and also had a .419 on-base percentage nearly 70 years before it gained mainstream acceptance.




**Eddie Collins**  
**Philadelphia A's 1906-14; 27-30**  
*Inducted Aug. 22, 2021*

The first Athletic to be elected to the National Baseball Hall of Fame, Eddie Collins batted .337 and stole 373 bases in 13 seasons over two stints with the A's. He finished in the top six in Chalmers' Award Voting, a precursor to the MVP, in four straight seasons from 1911-14 and won the award in 1914. He hit .429 in the 1910 World Series to start the A's championship run of three Series titles in four years. The second baseman led the AL in steals in 1910 and runs from 1912-14.



**Dennis Eckersley**  
**Oakland A's 1987-95**  
*Inducted Sept. 5, 2018*

When Dennis Eckersley was traded to the A's in April of 1987, he had a successful 12-year career as a starting pitcher. By the time his nine seasons in Oakland concluded, he redefined the role of closer, saving an Athletics record 320 games. Born in Oakland and raised in Fremont, he was the AL MVP and Cy Young winner in 1992. Eckersley was a four-time All-Star with Oakland and was a member of the A's World Champions in 1989.



**Rollie Fingers**  
**Oakland A's 1968-76**  
*Inducted Sept. 5, 2018*

Rollie Fingers made his ML debut with Oakland in 1968 and was used both as a starter and reliever over his first four seasons. He moved to the bullpen full time in 1972, when the A's began their run of three consecutive World Championships. Fingers spent the first nine seasons of his 17-year Hall of Fame career with Oakland. The mustachioed right-hander was a four-time All-Star with the A's and earned 1974 World Series MVP honors.



**Charlie Finley**  
**Kansas City A's 1961-67;**  
**Oakland A's 1968-80**  
*Inducted Sept. 5, 2018*

After purchasing the Kansas City A's following the 1960 season, Charlie Finley moved the club to Oakland in 1968 where the team he assembled would win three consecutive World Championships from 1972-74. He would be remembered as much for his off-field antics and innovations, as he proposed the designated hitter, interleague play and World Series night games. Finley also introduced baseball to Charlie O the mule, Harvey the mechanical rabbit, white cleats, colorful uniforms and more.



**Ray Fosse**  
**Oakland A's 1973-75, 1985-2021**  
*Inducted Aug. 7, 2022*

Ray Fosse blazed a unique trail to A's immortality. It began with three years as a player from 1973-75 and concluded with 37 seasons in the front office, including 36 as a broadcaster. Fosse was a catcher for the A's World Champion teams in 1973 and 1974 and he returned to Oakland in 1985 in a front office role. He moved into the radio booth in 1986 and was a mainstay on A's radio and television broadcasts until passing away following the 2021 season.




**Jimmie Foxx**  
**Philadelphia A's 1925-35**  
*Inducted Aug. 22, 2021*

Jimmie Foxx did not finish his senior year of high school as he went to spring training with the Philadelphia A's in 1925 and made his Major League debut later that year at the age of 17. He would go on to hit 302 home runs in 11 seasons as an Athletic, a franchise record that stood for 61 years. Foxx earned back-to-back MVP awards from 1932-33 and a Triple Crown in 1933. He represented the A's in the first three All-Star Games from 1933-35 and was a World Champion in 1929 and 30.



**Jason Giambi**  
**Oakland A's 1995-2001, 09**  
*To be inducted 2023*

Jason Giambi was a key presence both on and off the field in eight seasons with the A's. He hit .300 with 198 home runs, 715 RBI and a .406 on-base percentage in 1,036 games as an Athletic, earning American League Most Valuable Player honors in 2000 and AL All-Star honors in 2000-01. Giambi concluded his playing time with the A's as the only .300 career hitter in Oakland history and his leadership led to a relaxed clubhouse atmosphere that remained long after his playing days.



**Robert "Lefty" Grove**  
**Philadelphia A's 1925-33**  
*Inducted Aug. 22, 2021*

Lefty Grove pitched for nine seasons with the Philadelphia A's, leading the league in strikeouts seven times, ERA five times and wins four times. He won the pitching Triple Crown by leading the league in wins, ERA and strikeouts in back-to-back seasons from 1930-31. Grove capped that streak by going 31-4 with a 2.06 ERA and 175 strikeouts in 1931 to earn American League MVP honors. He was a member of the A's back-to-back World Champions in 1929-30 and was a 1933 All-Star.




**Walter A. Haas, Jr.**  
**Oakland A's 1981-95**  
*Inducted Sept. 21, 2019*

Walter A. Haas, Jr. purchased the A's following the 1980 season and during his 15 years as owner, Oakland won five American League West titles, three AL Pennants and the 1989 World Championship. The A's set franchise records for attendance five times, but Haas will be remembered just as much for his commitment to the community and staying in the background while bright young innovators grew the A's reputation to one of the best in baseball.




**Rickey Henderson**  
**Oakland A's 1979-84, 89-93,**  
**94-95, 98**  
*Inducted Sept. 5, 2018*

Raised in Oakland and drafted by the A's, Rickey Henderson went on to become the greatest player in Oakland A's history and one of the greatest leadoff hitters of all time. He played 14 of his 25 seasons in an Oakland uniform and finished his career in 2003 as the all-time leader in stolen bases (1,406), runs scored (2,295) and walks (2,190). Henderson was a six-time All-Star with the A's, AL MVP in 1990 and a member of the 1989 A's World Champions.



**Jim "Catfish" Hunter**  
**Kansas City A's 1965-67;**  
**Oakland A's 1968-74**  
*Inducted Sept. 5, 2018*

Jim "Catfish" Hunter was the anchor of the A's teams that won three consecutive World Championships from 1972 to 1974. He had four straight 20-win seasons with Oakland, including a career-high 25 victories in 1974 when he won the AL Cy Young. Hunter was a six-time All-Star with the A's and tossed the first perfect game in Oakland history on May 8, 1968. He pitched three seasons in Kansas City and seven in Oakland and was inducted to the National Hall of Fame in 1987.




**Reggie Jackson**  
**Kansas City A's 1967;**  
**Oakland A's 1968-75, 87**  
*Inducted Sept. 5, 2018*

"Mr. October" was born in 1973 when Reggie Jackson earned World Series MVP honors as the A's won their second of three straight World Championships. He was also named AL MVP that year after leading the league in runs, home runs and RBI. Jackson made his debut with the Kansas City A's in 1967, spent the next eight seasons with Oakland and then concluded his 21-year Hall of Fame career with the A's in 1987. He played in six All-Star Games in an Oakland uniform.




**Bob Johnson**  
**Philadelphia A's, 1933-42**  
*To be inducted 2023*

Bob Johnson played 10 of his 13 seasons in the majors with the Philadelphia A's from 1933-42 where he was a five-time All-Star. His 997 runs scored were a franchise record until Rickey Henderson broke the mark in 1993. Johnson slugged 20 or more home runs and scored 90 or more runs in each of his first nine seasons and had seven consecutive 100-RBI seasons from 1935-41. He finished his A's career with a .298 average, 252 home runs and 1,040 RBI in 1,459 games.



**Carney Lansford**  
**Oakland A's 1983-92**  
*To be inducted 2023*

The second in a line of great Oakland third basemen, Carney Lansford was an All-Star in 1988, a World Champion in 1989 and a key cog in the A's teams that won three straight pennants from 1988-90 and an AL West title in 1992. He set an Oakland record with a .336 batting average in 1989 and then went on to hit .455 in the ALCS and .438 in the World Series win over the Giants. Lansford was also a stand-out defensively and led AL third basemen in fielding in 1987, 88 and 90.



**Tony La Russa**  
**Oakland A's 1986-95**  
*Inducted Sept. 21, 2019*

Tony La Russa managed the A's for 10 seasons from 1986 to 1995. Under his guidance, the A's won four American League West titles, three consecutive AL Pennants from 1988 to 1990 and the World Championship in 1989. La Russa won 798 games during his tenure with Oakland, including 104 in 1988 when he was named AL Manager of the Year. He would garner the honor again in 1992 and was elected to the National Baseball Hall of Fame in 2014.



**Keith Lieppman**  
**Oakland A's 1971-present**  
*Inducted Aug. 7, 2022*

Keith Lieppman grew up in Missouri in the 1960's attending Kansas City A's games and would end up spending over 50 years with the club after it moved to Oakland. He played for nine seasons in the minors from 1971-79, managed for eight from 1980-87 and then served for more than 25 years as Director of Player Development. In his roles, he tutored many of the players that would win 11 American League West titles and make 15 playoff appearances from 1988-2020.



**Connie Mack**  
**Philadelphia A's 1901-54**  
*Inducted Aug. 22, 2021*

Connie Mack managed the A's for 50 seasons from 1901-50 and was part-owner of the club for all 54 seasons in Philadelphia. Under his leadership, the A's would win five World Championship and nine American League Pennants. He built two dynasties, winning back-to-back World Series in 1910-11 as well as 1913, and then did it again in 1929-30. Known for managing in a suit, with a derby or bowler in place of a baseball cap, the A's won 3,582 games with Mack at the helm.



**Mark McGwire**  
**Oakland A's 1986-97**  
*Inducted Sept. 21, 2019*

Mark McGwire played 12 seasons with Oakland and hit 363 home runs, breaking the franchise record in 1996. He was named to nine American League All-Star teams, including six straight beginning in 1987 when he was named AL Rookie of the Year after hitting 49 home runs. He earned the AL Gold Glove for first basemen in 1990 and hit 52 home runs in 1996. The A's reached the Postseason four times with McGwire, highlighted by a World Championship in 1989.




**Eddie Plank**  
**Philadelphia A's 1901-14**  
*Inducted Aug. 22, 2021*

Eddie Plank was a member of the original 1901 Philadelphia A's and in 14 seasons as Athletic, he won 284 games, started 459, completed 362, had 59 shutouts and struck out 1,985, all franchise records that still stand. He never led the American League in wins, strikeouts or ERA but was always one of the top pitchers in the game, earning him a spot in the National Baseball Hall of Fame in 1946. Plank's tenure with the A's included six AL Pennants and three World Championships.



**Joe Rudi**  
**Kansas City A's 1967;**  
**Oakland A's 1968-76, 82**  
*Inducted Aug. 7, 2022*

The A's reached the World Series three straight years from 1972-74 but winning those series required clutch performances, and Joe Rudi delivered. He made one of the greatest catches in World Series history in 1972 against the Reds and then hit .333 with four RBI in both 1973 against the Mets and 1974 against the Dodgers. Rudi won three consecutive Gold Gloves from 1974-76, was a three-time All-Star and finished second in American League MVP balloting in 1972 and 1974.




**Al Simmons**  
**Philadelphia A's 1924-32; 40-41;**  
**44**  
*Inducted Aug. 22, 2021*

Al Simmons was a major factor in the A's three consecutive American League pennant winning clubs from 1929-31, hitting .346 with 92 home runs and 450 RBI. He led the AL in RBI in 1929 and then won back-to-back batting titles in 1930 and 31. Simmons hit .341 or better in seven consecutive seasons from 1925-31 and had a .356 average in 12 seasons with Philadelphia. He drove in at least 100 runs in each of his first nine seasons with the A's and had at least 200 hits five times.




**Roy Steele**  
**Oakland A's 1968-2005, 07-08**  
*To be inducted 2023*

For four decades, fans were blessed with "the voice of God" at the Coliseum. Roy Steele joined the A's as their public address announcer in 1968, their inaugural season in Oakland, and would miss just five games over the next 38 years before continuing in a part-time role over the next three seasons. He worked six World Series and an All-Star Game, and his booming baritone introduced players from the Mustache Gang to Billy Ball, the Bash Brothers and Moneyball.



**Dave Stewart**  
**Oakland A's 1986-92, 95**  
*Inducted Sept. 5, 2018*

Born in Oakland and a graduate of St. Elizabeth High School, Dave Stewart spent six seasons in the majors with three teams before breaking through with the A's. He joined Oakland in 1986 and would go on to win 20 games in four consecutive seasons from 1987-90. The big-game pitcher went 8-3 with a 2.22 ERA in 14 postseason starts for Oakland, including two wins in the 1989 World Series when he earned MVP honors in the A's sweep of the Giants.



**Gene Tenace**  
**Oakland A's 1969-76**  
*To be inducted 2023*

Gene Tenace played eight seasons in an Oakland uniform and reached the postseason five times. He began the A's run of three consecutive World Championships from 1972-74 by earning MVP honors in the 1972 World Series against the Reds after hitting four home runs and driving in nine of the A's 16 runs. Tenace was an All-Star in 1975, had four straight 20-homer seasons from 1973-76 and walked 100 or more times in three straight seasons from 1973-75.



**Steve Vucinich**  
**Oakland A's 1968-2021**  
*Inducted Aug. 7, 2022*

The one constant in the A's first 54 years in Oakland was Steve Vucinich. The A's have been erased like a blackboard, rebuilt and then erased again. But Vuc has marked the time. From the first batter in Oakland history, Bert Campaneris, to the most recent acquisitions, Yan Gomes and Josh Harrison, Steve has known them all. He joined the organization as a ballboy in 1968, moved to the visiting clubhouse in 1974 and then returned to the home clubhouse as equipment manager in 1994.



**George "Rube" Waddell**  
**Philadelphia A's 1902-07**  
*Inducted Aug. 22, 2021*

A fan favorite at the turn of the century not only for his skills on the mound but for his eccentricities that earned him the nickname Rube, George Waddell pitched six seasons for the Philadelphia A's from 1902-07. He led the AL in strikeouts in each of those six campaigns and won the pitching Triple Crown in 1905 with a 27-10 record, a 1.48 ERA and 287 strikeouts. Waddell fanned a career-high 349 batters in 1904 and his 24 wins in 1902 led the A's to their first AL Pennant.

# ATHLETICS IN THE NATIONAL BASEBALL HALL OF FAME

Players (7)	Year Inducted	Pos.	Career Avg.	Years With Athletics
Frank Baker	1955	3B	.307	1908-14
Mickey Cochrane	1947	C	.320	1925-33
Eddie Collins	1939	2B	.333	1906-14; 27-30
Jimmie Foxx	1951	1B	.325	1925-35
Rickey Henderson	2009	OF	.279	1979-1984; 89-93; 94-95; 98
Reggie Jackson	1993	OF	.262	1967-75; 87
Al Simmons	1953	OF	.334	1924-32; 40-41; 44

Pitchers (7)	Year Inducted	Career Record	Career ERA	Years With Athletics
Chief Bender	1953	212-127	2.46	1903-14
Dennis Eckersley	2004	197-171, 390 SVs	3.50	1987-95
Rollie Fingers	1992	114-118, 341 SVs	2.90	1968-76
Lefty Grove	1947	300-141	3.06	1925-33
Jim Hunter	1987	224-166	3.26	1965-74
Eddie Plank	1946	326-194	2.35	1901-14
Rube Waddell	1946	193-143	2.16	1902-07

Managers (3)	Year Inducted	Career Record	Years With Athletics
Tony La Russa	2014	2728-2365	1986-95
Connie Mack	1937	3776-4025	1901-50
Dick Williams	2008	1571-1451	1971-73

**Other Hall of Famers Who Spent Part of Their Career With the Athletics (24):** Harold Baines (1990-92); Orlando Cepeda (1972); Ty Cobb (1927-28); Jimmy Collins (1907-08); Stan Coveleski (1912); Elmer Flick (1902); Nellie Fox (1947-49); Rich Gossage (1992-93); Whitey Herzog (1958-60); Waite Hoyt (1931); George Kell (1943-46); Nap Lajoie (1901-02; 1915-16); Willie McCovey (1976); Joe Morgan (1984); Satchel Paige (1965); Herb Pennock (1912-15); Mike Piazza (2007); Tim Lincecum (1999); Enos Slaughter (1955-56); Tris Speaker (1928); Don Sutton (1985); Frank Thomas (2006; 08); Zack Wheat (1927); Billy Williams (1975-76)

**Broadcasters Who Spent Part of Their Careers With the Athletics (Ford C. Frick Award):** By Saam (1938-54); Al Helfer (1968-69); Harry Caray (1970); Bob Elson (1971); Jon Miller (1974); Lon Simmons (1981-1995); Bill King (1981-2005)

## THE RON BERGMAN AWARD

The Ron Bergman Award was established in 2019 to honor a journalist for meritorious contributions to the coverage of the Athletics. The award is named after the inaugural recipient, Ron Bergman, who covered the A's for the Oakland Tribune and San Jose Mercury News, and was the author of *Mustache Gang*, which chronicled the A's first World Championship in Oakland in 1972.

2019	Ron Bergman
2021	Pedro Gomez
2022	Bruce Jenkins

## THE MONTE MOORE AWARD

The Monte Moore Award was established in 2021 to celebrate an individual for excellence in broadcasting Athletics games. The award is named after the inaugural recipient, Monte Moore, who called A's games on radio from 1962-77 and television from 1968-80 and 1988-92.

2021	Monte Moore
2022	Ray Fosse



# ATHLETICS ALL-STAR GAME SELECTIONS

**1933** Connie Mack (manager), Jimmie Foxx (1b), Lefty Grove (p)  
**1934** Jimmie Foxx (1b), Pinky Higgins (3b)  
**1935** Jimmie Foxx (1b), Bob Johnson (of)  
**1936** Pinky Higgins (3b)  
**1937** Wally Moses (of)  
**1938** Bob Johnson (of)  
**1939** Russell Blackburne (coach), Frank Hayes (c), Bob Johnson (of)  
**1940** Frank Hayes (c), Bob Johnson (of)  
**1941** Frank Hayes (c)  
**1942** Bob Johnson (of)  
**1943** Russell Blackburne (coach), Dick Siebert (1b)  
**1944** Frank Hayes (c), Bobo Newsom (p)  
**1945** NO GAME  
**1946** Buddy Rosar (c), Sam Chapman (of)  
**1947** Buddy Rosar (c)  
**1948** Buddy Rosar (c)\*, Joe Coleman (p)  
**1949** Eddie Joost (ss)\*, Lou Brissie (p), Alex Kellner (p)  
**1950** Ferris Fain (1b)  
**1951** Ferris Fain (1b)\*, Bobby Shantz (p)  
**1952** Ferris Fain (1b), Bobby Shantz (p), Eddie Joost (ss)  
**1953** Gus Zernial (of)\*, Eddie Robinson (1b)  
**1954** Jim Finigan (3b)  
**1955** Jim Finigan (3b)\*, Vic Power (1b)  
**1956** Harry Simpson (of), Vic Power (1b)  
**1957** Joe DeMaestri (ss)  
**1958** Bob Cerv (of)\*  
**1959** Harry Craft (coach), Bud Daley (p), Roger Maris (of)\*\*\*\*  
**1960** Bud Daley (p)  
**1961** Dick Howser (ss)  
**1962** Norm Siebern (1b), Hank Bauer (coach)\*\*\*\*  
**1963** Norm Siebern (1b-of)  
**1964** John Wyatt (p)  
**1965** John O'Donoghue (p)  
**1966** Jim Hunter (p)  
**1967** Jim Hunter (p)  
**1968** Bert Campaneris (ss), Rick Monday (of), John Odum (p)  
**1969** Sal Bando (3b)\*, Reggie Jackson (of)\*, John Odum (p)  
**1970** Jim Hunter (p)  
**1971** Vida Blue (p), Dave Duncan (c), Reggie Jackson (of)  
**1972** Dick Williams (coach), Sal Bando (3b), Bert Campaneris (ss), Ken Holtzman (p), Jim Hunter (p), Reggie Jackson (of)\*, Joe Rudi (of)  
**1973** Dick Williams (manager), Sal Bando (3b), Bert Campaneris (ss), Rollie Fingers (p), Ken Holtzman (p), Jim Hunter (p), Reggie Jackson (of)\*  
**1974** Sal Bando (3b), Bert Campaneris (ss)\*, Rollie Fingers (p), Jim Hunter (p), Reggie Jackson (of)\*, Joe Rudi (of)  
**1975** Alvin Dark (manager), Wes Stock (coach), Vida Blue (p), Bert Campaneris (ss)\*, Rollie Fingers (p), Reggie Jackson (of)\*, Joe Rudi (of)\*, Gene Tenace (c), Claudell Washington (of)  
**1976** Rollie Fingers (p), Phil Garner (2b)  
**1977** Vida Blue (p), Wayne Gross (3b)  
**1978** Matt Keough (p)  
**1979** Jeff Newman (c)  
**1980** Rickey Henderson (of)  
**1981** Tony Armas (of), Mike Norris (p)  
**1982** Billy Martin (manager), Art Fowler (coach), Jackie Moore (coach), Rickey Henderson (of)\*  
**1983** Rickey Henderson (of)  
**1984** Bill Caudill (p), Rickey Henderson (of), Jackie Moore (coach)

**1985** Jay Howell (p)  
**1986** Jose Canseco (of)  
**1987** Tony La Russa (coach), Rene Lachemann (coach), Jay Howell (p), Mark McGwire (1b)  
**1988** Jose Canseco (of)\*, Dennis Eckersley (p), Carney Lansford (3b), Mark McGwire (1b)\*, Terry Steinbach (c)\*  
**1989** Tony La Russa (manager), Dave Duncan (coach), Art Kusnyer (coach), Jose Canseco (of)\*\*\*, Mark McGwire (1b)\*, Mike Moore (p), Terry Steinbach (c)\*, Dave Stewart (p)\*  
**1990** Tony La Russa (manager), Dave Duncan (coach), Dave McKay (coach), Jose Canseco (of)\*, Dennis Eckersley (p), Rickey Henderson (of)\*, Mark McGwire (1b)\*, Bob Welch (p)\*  
**1991** Tony La Russa (manager), Dave Duncan (coach), Rene Lachemann (coach), Tommie Reynolds (coach), Harold Baines (of), Dennis Eckersley (p), Dave Henderson (of)\*, Rickey Henderson (of)\*, Mark McGwire (1b)\*\*  
**1992** Jose Canseco (of)\*\*\*, Dennis Eckersley (p), Mark McGwire (1b)\*  
**1993** Terry Steinbach (c)  
**1994** Ruben Sierra (of)  
**1995** Mark McGwire (1b)\*\*\*, Steve Ontiveros (rhp)  
**1996** Mark McGwire (1b)  
**1997** Mark McGwire (1b)  
**1998** Art Howe (coach), Ben Grieve (of)  
**1999** John Jaha (1b)  
**2000** Jason Giambi (1b)\*, Tim Hudson (rhp), Jason Istringhausen (rhp)  
**2001** Jason Giambi (1b)  
**2002** Miguel Tejada (ss), Barry Zito (lhp)  
**2003** Ramon Hernandez (c), Keith Foulke (rhp), Mark Mulder (lhp), Barry Zito (lhp)\*\*\*\*\*  
**2004** Mark Mulder (lhp)\*, Tim Hudson (rhp)\*\*  
**2005** Justin Duchscherer (rhp), Ken Macha (coach)  
**2006** Barry Zito (lhp)  
**2007** Dan Haren (rhp)\*  
**2008** Justin Duchscherer (rhp)  
**2009** Andrew Bailey (rhp)  
**2010** Andrew Bailey (rhp), Trevor Cahill (rhp)\*\*\*\*, Bob Geren (coach)  
**2011** Gio Gonzalez (lhp)  
**2012** Ryan Cook (rhp), Bob Melvin (coach)  
**2013** Grant Balfour (rhp), Bartolo Colón\*\*\*\*\* (rhp)  
**2014** Yoenis Céspedes (of), Josh Donaldson (3b)\*, Sean Doolittle (lhp), Scott Kazmir (lhp), Brandon Moss (1b/of), Derek Norris (c), Jeff Samardzija (rhp)\*\*\*\*\*  
**2015** Sonny Gray (rhp)\*\*\*\*, Stephen Vogt (c)  
**2016** Stephen Vogt (c)  
**2017** Yonder Alonso (1b)  
**2018** Jed Lowrie (2b), Blake Treinen (p)  
**2019** Matt Chapman (3b), Liam Hendriks (p)  
**2020** NO GAME  
**2021** Chris Bassitt (rhp), Matt Olson (1b)  
**2022** Paul Blackburn (rhp)

\* All-Star Game Starters

\*\* Elected Starter, Injured

\*\*\* Injured, did not play

\*\*\*\* Second game addition

\*\*\*\*\* Ineligible List, did not play

\*\*\*\*\* Named to NL All-Star Team, ineligible list

# OAKLAND ATHLETICS IN SEASON OPENERS

Year	Date	Opponent	W-L	Score	WP	LP	Attendance
1968	April 10	at Baltimore	L	1-3	Phoebus	Hunter	22,050
1969	April 8	Chicago	W	5-2	Odom	Peters	23,610
1970	April 7	at Kansas City	W	6-4	Odom	Bunker	18,127
1971	April 5	at Washington	L	0-8	Bosman	Blue	45,061
1972	April 15	Minnesota	W	4-3 (11)	Locker	LaRoche	9,912
1973	April 6	Minnesota	L	3-8	Blyleven	Hunter	37,972
1974	April 4	at Texas	W	7-2	Hunter	Bibby	21,907
1975	April 8	Chicago	W	3-2	Blue	Wood	17,474
1976	April 9	at California	W	5-2	Torrez	Tanana	30,094
1977	April 9	Minnesota	W	7-4	Torrez	Schuler	12,562
1978	April 7	at California	L	0-1	Tanana	Langford	29,194
1979	April 6	Minnesota	L	3-5	Goltz	Langford	10,387
1980	April 10	Minnesota	L	7-9 (12)	Corbett	McCatty	24,415
1981	April 9	at Minnesota	W	5-1	Norris	Koosman	42,658
1982	April 6	California	W	3-2 (11)	Jones	Aase	48,348
1983	April 4	Cleveland	L	5-8	Sutcliffe	Langford	34,831
1984	April 3	Milwaukee	W	6-5	Burgmeier	Fingers	45,398
1985	April 9	at Seattle	L	3-6	Moore	Codioli	37,161
1986	April 8	Minnesota	L	2-3	Viola	Codioli	44,726
1987	April 7	at Minnesota	L	4-5 (10)	Frazier	Krueger	43,548
1988	April 4	Seattle	W	4-1	Stewart	Langston	45,333
1989	April 3	Seattle	W	3-2	Stewart	Langston	46,163
1990	April 9	Minnesota	W	8-3	Stewart	Anderson	45,207
1991	April 9	Minnesota	W	7-2	Stewart	Morris	44,373
1992	April 6	Kansas City	W	5-3	Honeycutt	Aquino	44,078
1993	April 5	Detroit	W	9-4	Welch	Moore	43,370
1994	April 5	at Milwaukee	L	7-11	Kiefer	Ontiveros	52,012
1995	April 26	at Toronto	L	1-13	Cone	Stewart	50,426
1996	April 1	vs. Toronto*	L	6-9	Hanson	Reyes	7,292
1997	April 2	Cleveland	L	7-9	Kline	Wengert	41,332
1998	April 1	Boston	L	0-2	Martinez	Candiotti	36,915
1999	April 4	New York	W	5-3 (8)	Mathews	Stanton	46,380
2000	April 3	Detroit	L	4-7	Nomo	Appier	53,498
2001	April 2	at Seattle	L	4-5	Rhodes	Mecir	45,911
2002	April 1	Texas	W	8-3	Mulder	Park	43,908
2003	April 1	Seattle	W	5-0	Hudson	Garcia	41,723
2004	April 5	Texas	W	5-4	Bradford	Nelson	45,122
2005	April 4	at Baltimore	L	0-4	Lopez	Zito	48,271
2006	April 3	New York	L	2-15	Johnson	Zito	35,077
2007	April 2	at Seattle	L	0-4	Hernandez	Haren	46,002
2008	March 25	vs. Boston**	L	5-6 (10)	Okajima	Street	44,628
2009	April 6	at Los Angeles	L	0-3	Saunders	Braden	43,220
2010	April 5	Seattle	L	3-5	League	Ziegler	30,686
2011	April 1	Seattle	L	2-6	Hernandez	Breslow	36,067
2012	March 28	vs. Seattle**	L	1-3	Wilhelmssen	Carignan	44,227
2013	April 1	Seattle	L	0-2	Hernandez	Anderson	36,067
2014	March 31	Cleveland	L	0-2	Allen	Johnson	36,067
2015	April 6	Texas	W	8-0	Gray	Gallardo	36,067
2016	April 4	Chicago (AL)	L	3-4	Sale	Hill	35,067
2017	April 3	Los Angeles (AL)	W	4-2	Graveman	Nolasco	36,067
2018	March 29	Los Angeles (AL)	W	6-5 (11)	Hatcher	Ramirez	27,764
2019	March 20	vs. Seattle**	L	7-9	Gonzales	Fiers	45,787
2020	July 24	Los Angeles (AL)	W	7-3 (10)	Smith	Robles	—
2021	April 1	Houston	L	1-8	Greinke	Bassitt	10,436
2022	April 8	at Philadelphia	L	5-9	Nola	Montas	44,232

\*Las Vegas, Nev. \*\*Tokyo, Japan

Overall Record: 24-31 (Oakland 20-15, Road 4-12, Tokyo 0-3, Las Vegas 0-1)

# OAKLAND A'S OPENING DAY LINEUPS

**1968**  
 Campaneris ..... SS  
 R. Jackson ..... RF  
 Bando ..... 3B  
 Webster ..... 1B  
 Donaldson ..... 2B  
 Pagliarioni ..... C  
 Gosger ..... LF  
 Monday ..... CF  
 Hunter ..... P

**1969**  
 Campaneris ..... SS  
 R. Jackson ..... RF  
 Hershberger ..... LF  
 Bando ..... 3B  
 Cater ..... 1B  
 Green ..... 2B  
 Monday ..... CF  
 Duncan ..... C  
 Odum ..... P

**1970**  
 Campaneris ..... SS  
 Monday ..... CF  
 F. Alou ..... LF  
 R. Jackson ..... RF  
 Bando ..... 3B  
 Mincher ..... 1B  
 Green ..... 2B  
 Fernandez ..... C  
 Odom ..... P

**1971**  
 Campaneris ..... SS  
 F. Alou ..... LF  
 R. Jackson ..... RF  
 Mincher ..... 1B  
 Bando ..... 3B  
 Monday ..... CF  
 Duncan ..... C  
 Green ..... 2B  
 Blue ..... P

**1972**  
 Campaneris ..... SS  
 Rudi ..... LF  
 R. Jackson ..... RF  
 Bando ..... 3B  
 Epstein ..... 1B  
 B. Brooks ..... CF  
 Duncan ..... C  
 Green ..... 2B  
 Holtzman ..... P

**1973**  
 North ..... DH  
 Maxvill ..... SS  
 Rudi ..... LF  
 R. Jackson ..... RF  
 Bando ..... 3B  
 Tenace ..... 1B  
 Conigliaro ..... CF  
 Fosse ..... C  
 Green ..... 2B  
 Hunter ..... P

**1974**  
 North ..... CF  
 Campaneris ..... SS  
 Bando ..... 3B  
 R. Jackson ..... RF  
 Tenace ..... 1B  
 Rudi ..... LF  
 D. Johnson ..... DH  
 Fosse ..... C  
 Green ..... 2B  
 Hunter ..... P

**1975**  
 North ..... CF  
 Campaneris ..... SS  
 Bando ..... 3B  
 R. Jackson ..... RF  
 Rudi ..... 1B  
 B. Williams ..... DH  
 Tenace ..... C  
 C. Washington ..... LF  
 Garner ..... 2B  
 Blue ..... P

**1976**  
 North ..... CF  
 Campaneris ..... SS  
 C. Washington ..... RF  
 Baylor ..... 1B  
 Rudi ..... LF  
 Bando ..... 3B  
 Tenace ..... C  
 B. Williams ..... DH  
 Garner ..... 2B  
 M. Torrez ..... P

**1977**  
 North ..... CF  
 Scott ..... 2B  
 Page ..... LF  
 Allen ..... 1B  
 Sanguillen ..... C  
 Gross ..... 3B  
 Spencer ..... 1B  
 E. Williams ..... DH  
 A. Armas ..... RF  
 Picciolo ..... SS  
 M. Torrez ..... P

**1978**  
 Dilone ..... LF  
 North ..... CF  
 Thomasson ..... 1B  
 Armas ..... RF  
 G. Alexander ..... DH  
 Essian ..... C  
 Gross ..... 3B  
 Guerrero ..... SS  
 Staggs ..... 2B  
 Langford ..... P

**1979**  
 Burke ..... LF  
 Dilone ..... RF  
 Page ..... DH  
 Newman ..... C  
 Revere ..... 1B  
 Edwards ..... 2B  
 Armas ..... CF  
 Klutts ..... 3B  
 Picciolo ..... SS  
 Langford ..... P

**1980**  
 Henderson ..... LF  
 Murphy ..... CF  
 Heath ..... C  
 Newman ..... 1B  
 Essian ..... DH  
 Armas ..... RF  
 Guerrero ..... SS  
 Klutts ..... 3B  
 Picciolo ..... 2B  
 Langford ..... P

**1981**  
 Henderson ..... LF  
 Murphy ..... CF  
 C. Johnson ..... DH  
 Armas ..... RF  
 Heath ..... C  
 Newman ..... 1B  
 Babitt ..... 2B  
 McKay ..... 3B  
 Picciolo ..... SS  
 Norris ..... P

**1982**  
 Henderson ..... LF  
 Murphy ..... CF  
 Meyer ..... DH  
 Armas ..... RF  
 Gross ..... 3B  
 Spencer ..... 1B  
 Lopes ..... 2B  
 Kearney ..... C  
 Stanley ..... SS  
 Langford ..... P

**1983**  
 Henderson ..... LF  
 Davis ..... RF  
 Lansford ..... 3B  
 Murphy ..... CF  
 Burroughs ..... DH  
 Moore ..... 1B  
 Lopes ..... 2B  
 Kearney ..... C  
 Phillips ..... SS  
 Langford ..... P

**1984**  
 Henderson ..... LF  
 Murphy ..... CF  
 Morgan ..... 2B  
 Lansford ..... 3B  
 Bochte ..... 1B  
 Kingman ..... DH  
 Davis ..... RF  
 Heath ..... C  
 Hill ..... SS  
 McCatty ..... P

**1985**  
 Collins ..... LF  
 Lansford ..... 3B  
 Murphy ..... CF  
 Kingman ..... DH  
 Bochte ..... 1B  
 Heath ..... C  
 Davis ..... RF  
 Hill ..... 2B  
 Griffin ..... SS  
 Codioli ..... P

**1986**  
 Phillips ..... 2B  
 Murphy ..... CF  
 Baker ..... DH  
 Kingman ..... 1B  
 Canseco ..... LF  
 Lansford ..... 3B  
 Davis ..... RF  
 Griffin ..... SS  
 Tettleton ..... C  
 Codioli ..... P

**1987**  
 Davis ..... RF  
 Phillips ..... 2B  
 Lansford ..... 3B  
 Canseco ..... LF  
 Jackson ..... DH  
 Murphy ..... CF  
 R. Nelson ..... 1B  
 Tettleton ..... C  
 Griffin ..... SS  
 Young ..... P

**1988**  
 Phillips ..... 2B  
 Lansford ..... 3B  
 Canseco ..... RF  
 McGwire ..... 1B  
 Parker ..... LF  
 Henderson ..... CF  
 Baylor ..... DH  
 Steinbach ..... C  
 Weiss ..... SS  
 Stewart ..... P

**1989**  
 Phillips ..... LF  
 D. Henderson ..... CF  
 Lansford ..... 3B  
 McGwire ..... 1B  
 Steinbach ..... C  
 Parker ..... DH  
 Hubbard ..... 2B  
 Javier ..... RF  
 Weiss ..... SS  
 Stewart ..... P

**1990**  
 R. Henderson ..... LF  
 Lansford ..... 3B  
 Canseco ..... RF  
 McGwire ..... 1B  
 D. Henderson ..... CF  
 Steinbach ..... C  
 Javier ..... DH  
 Gallego ..... 2B  
 Weiss ..... SS  
 Stewart ..... P

**1991**  
 R. Henderson ..... LF  
 D. Henderson ..... CF  
 Canseco ..... RF  
 Baines ..... DH  
 Steinbach ..... C  
 McGwire ..... 1B  
 Riles ..... 3B  
 Weiss ..... SS  
 Gallego ..... 2B  
 Stewart ..... P

**1992**  
 R. Henderson ..... LF  
 Wilson ..... CF  
 Canseco ..... RF  
 Baines ..... DH  
 McGwire ..... 1B  
 Steinbach ..... C  
 Lansford ..... 3B  
 Bordick ..... SS  
 Blankenship ..... 2B  
 Stewart ..... P

**1993**

R. Henderson ..... LF  
 D. Henderson ..... CF  
 Sierra ..... RF  
 McGwire ..... 1B  
 Neel ..... DH  
 Steinbach ..... C  
 Browne ..... 3B  
 Bordick ..... SS  
 Blankenship ..... 2B  
 Welch ..... P

**1994**

Henderson ..... LF  
 Javier ..... CF  
 Sierra ..... RF  
 McGwire ..... 1B  
 Gates ..... 2B  
 Neel ..... DH  
 Steinbach ..... C  
 Brosius ..... 3B  
 Bordick ..... SS  
 Witt ..... P

**1995**

Henderson ..... LF  
 Javier ..... CF  
 Berroa ..... DH  
 Sierra ..... RF  
 McGwire ..... 1B  
 Steinbach ..... C  
 Brosius ..... 3B  
 Gallego ..... 2B  
 Bordick ..... SS  
 Stewart ..... P

**1996**

Young ..... CF  
 Gates ..... 2B  
 Giambi ..... 1B  
 Berroa ..... DH  
 Plantier ..... LF  
 Muñoz ..... RF  
 Steinbach ..... C  
 Lovullo ..... 3B  
 Bordick ..... SS  
 Reyes ..... P

**1997**

Batista ..... SS  
 Brosius ..... 3B  
 Canseco ..... RF  
 McGwire ..... 1B  
 Berroa ..... DH  
 Giambi ..... LF  
 Young ..... CF  
 Spiezio ..... 2B  
 Williams ..... C  
 Prieto ..... P

**1998**

Henderson ..... LF  
 Magadan ..... 3B  
 Grieve ..... RF  
 Stairs ..... DH  
 Giambi ..... 1B  
 Spiezio ..... 2B  
 Hinch ..... C  
 McDonald ..... CF  
 Bournigal ..... SS  
 Candiotti ..... P

**1999**

Phillips ..... 2B  
 McDonald ..... CF  
 Giambi ..... DH  
 Stairs ..... RF  
 Jaha ..... 1B  
 Grieve ..... LF  
 Chavez ..... 3B  
 Hinch ..... C  
 Tejada ..... SS  
 Heredia ..... P

**2000**

Becker ..... CF  
 Tejada ..... SS  
 Giambi, Ja. .... 1B  
 Jaha ..... DH  
 Stairs ..... RF  
 Grieve ..... LF  
 Hernandez ..... C  
 Chavez ..... 3B  
 Menechino ..... 2B  
 Appier ..... P

**2001**

Damon ..... LF  
 Ortiz ..... 2B  
 Giambi, Ja. .... 1B  
 Saenz ..... DH  
 Chavez ..... 3B  
 Tejada ..... SS  
 Long ..... CF  
 Giambi, Je. .... RF  
 Hernandez ..... C  
 Hudson ..... P

**2002**

Giambi, Je. .... LF  
 Velarde ..... 2B  
 Hatteberg ..... DH  
 Justice ..... RF  
 Chavez ..... 3B  
 Tejada ..... SS  
 Long ..... CF  
 Hernandez ..... C  
 Pena ..... 1B  
 Mulder ..... P

**2003**

Ellis ..... 2B  
 Hatteberg ..... 1B  
 Tejada ..... SS  
 Chavez ..... 3B  
 Dye ..... RF  
 Durazo ..... DH  
 Long ..... LF  
 Hernandez ..... C  
 Singleton ..... CF  
 Hudson ..... P

**2004**

Kotsay ..... CF  
 Kilty ..... LF  
 Chavez ..... 3B  
 Dye ..... RF  
 Durazo ..... DH  
 Karros ..... 1B  
 Crosby ..... SS  
 Miller ..... C  
 Scutaro ..... 2B  
 Hudson ..... P

**2005**

Kotsay ..... CF  
 Kendall ..... C  
 Chavez ..... 3B  
 Durazo ..... DH  
 Hatteberg ..... 1B  
 Byrnes ..... LF  
 Crosby ..... SS  
 Swisher ..... RF  
 Ellis ..... 2B  
 Zito ..... P

**2006**

Ellis ..... 2B  
 Kotsay ..... CF  
 Crosby ..... SS  
 Chavez ..... 3B  
 Thomas ..... DH  
 Bradley ..... RF  
 Payton ..... LF  
 Kendall ..... C  
 Swisher ..... 1B  
 Zito ..... P

**2007**

Kendall ..... C  
 Stewart ..... LF  
 Bradley ..... CF  
 Piazza ..... DH  
 Chavez ..... 3B  
 Swisher ..... 1B  
 Crosby ..... SS  
 Buck ..... RF  
 Ellis ..... 2B  
 Haren ..... P

**2008**

Buck ..... RF  
 Ellis ..... 2B  
 Barton ..... 1B  
 Cust ..... DH  
 Brown ..... LF  
 Crosby ..... SS  
 Hannahan ..... 3B  
 Suzuki ..... C  
 R. Sweeney ..... CF  
 Blanton ..... P

**2009**

Sweeney ..... CF  
 Cabrera ..... SS  
 Giambi ..... DH  
 Holliday ..... LF  
 Garciparra ..... 1B  
 Chavez ..... 3B  
 Suzuki ..... C  
 Cust ..... RF  
 Ellis ..... 2B  
 Braden ..... P

**2010**

Davis ..... CF  
 Barton ..... 1B  
 Sweeney ..... RF  
 Kouzmanoff ..... 3B  
 Suzuki ..... C  
 Chavez ..... DH  
 Ellis ..... 2B  
 Buck ..... LF  
 Pennington ..... SS  
 Sheets ..... P

**2011**

Crisp ..... CF  
 Barton ..... 1B  
 DeJesus ..... RF  
 Willingham ..... LF  
 Matsui ..... DH  
 Suzuki ..... C  
 Ellis ..... 2B  
 Kouzmanoff ..... 3B  
 Pennington ..... SS  
 Cahill ..... P

**2012**

Weeks ..... 2B  
 Pennington ..... SS  
 Crisp ..... LF  
 Smith ..... DH  
 Suzuki ..... CF  
 Reddick ..... RF  
 Céspedes ..... CF  
 Allen ..... 1B  
 Sogard ..... 3B  
 McCarthy ..... P

**OAKLAND A'S OPENING DAY TRIVIA****Most Starts**

12 Rickey Henderson  
 11 Eric Chavez  
 9 Sal Bando  
 Reggie Jackson  
 Carney Lansford  
 Mark McGwire  
 Terry Steinbach  
 8 Bert Campaneris  
 Mark Ellis  
 Dwayne Murphy

**Most Starts by Position**

P: Stewart 6, Langford, 5, Hunter 3, Hudson 3  
 C: Steinbach 9, Suzuki 5, Heath 4, Hernandez 4  
 1B: McGwire 9, Giambi 4, Barton 4, Olson 4  
 2B: Ellis 8, Green 6, Phillips 4, Lowrie 4  
 3B: Chavez 10, Bando 9, Lansford 9  
 SS: Campaneris 8, Semien 6, three with 5  
 LF: Henderson 12, Rudi 4, five with 2  
 CF: Murphy 8, North 5, D. Henderson 5  
 RF: Jackson 8, Armas 5, Canseco 5, Davis 5  
 DH: Berroa 3, Durazo 3, Davis 3

**Most Consecutive Starts**

P: 5 Stewart (1988-92)  
 C: 9 Steinbach (1988-96)  
 1B: 8 McGwire (1988-95)  
 2B: 7 Ellis (2005-11)  
 3B: 9 Bando (1968-76), Chavez (1999-2007)  
 SS: 6 Semien (2015-20)  
 LF: 6 Henderson (1990-95)  
 CF: 8 Murphy (1980-87)  
 RF: 8 Jackson (1968-75)  
 DH: 3 Berroa (1995-97), Durazo (2003-05),  
 Davis (2018-20)

**2013**  
 Crisp .....CF  
 Jaso .....C  
 Reddick .....RF  
 Céspedes .....LF  
 Lowrie .....SS  
 Moss .....1B  
 Donaldson .....3B  
 Smith .....DH  
 Sogard .....2B  
 Anderson .....P

**2015**  
 Gentry .....RF  
 Fuld .....CF  
 Zobrist .....LF  
 Butler .....DH  
 Davis .....1B  
 Lawrie .....3B  
 Vogt .....C  
 Semien .....SS  
 Sogard .....2B  
 Gray .....P

**2017**  
 R. Davis .....CF  
 Joyce .....RF  
 Healy .....DH  
 K. Davis .....LF  
 Vogt .....C  
 Lowrie .....2B  
 Plouffe .....3B  
 Alonso .....1B  
 Semien .....SS  
 Graveman .....P

**2019**  
 Laureano .....CF  
 Chapman .....3B  
 Piscotty .....RF  
 Davis .....DH  
 Pinder .....LF  
 Olson .....1B  
 Profar .....2B  
 Semien .....SS  
 Hundley .....C  
 Fiers .....P

**2021**  
 Canha .....LF  
 Laureano .....CF  
 Olson .....1B  
 Chapman .....3B  
 Moreland .....DH  
 Lowrie .....2B  
 Murphy .....C  
 Pinder .....RF  
 Andrus .....SS  
 Bassitt .....P

**2014**  
 Crisp .....CF  
 Donaldson .....3B  
 Lowrie .....SS  
 Moss .....DH  
 Céspedes .....LF  
 Jaso .....C  
 Reddick .....RF  
 Barton .....1B  
 Sogard .....2B  
 Gray .....P

**2016**  
 Burns .....CF  
 Lowrie .....2B  
 Reddick .....RF  
 Valencia .....3B  
 Davis .....LF  
 Butler .....DH  
 Canha .....1B  
 Vogt .....C  
 Semien .....SS  
 Hill .....P

**2018**  
 Joyce .....LF  
 Semien .....SS  
 Lowrie .....2B  
 Davis .....DH  
 Olson .....1B  
 Piscotty .....RF  
 Chapman .....3B  
 Lucroy .....C  
 Powell .....CF  
 Graveman .....P

**2020**  
 Semien .....SS  
 Laureano .....CF  
 Chapman .....3B  
 Davis .....DH  
 Olson .....1B  
 Pinder .....2B  
 Canha .....LF  
 Piscotty .....RF  
 Murphy .....C  
 Montas .....P

**2022**  
 Kemp .....2B  
 McKinney .....DH  
 Murphy .....C  
 Pinder .....LF  
 Brown .....1B  
 Andrus .....SS  
 Smith .....3B  
 Piscotty .....RF  
 Pache .....CF  
 Montas .....P

## THE CHAMPIONSHIP YEARS

**1910:** Finished with a 102-48 record and outdistanced the New York Highlanders by 14.5 games in the American League standings...defeated the Chicago Cubs in five games to win the first of five World Championships in Philadelphia...102 wins set a new American League record...opened the season in Washington in a game attended by President William Howard Taft, who honored the game by throwing out the first ball, setting a precedent which was followed by each of



**1910 PHILADELPHIA ATHLETICS** – Front row: Topsy Hartsel, Stuffy McInnis, Tom Atkins, Harry Krause, bat boy Louis Van Zelt, Jim Dygert, Eddie Collins, Jack Barry and Pat Livingston; Second row: Rube Oldring, Bris Lord, Danny Murphy, Manager Connie Mack, Eddie Plank, Jack Lapp and Amos Strunk; Top row: Harry Davis, Frank Baker, Jack Coombs, Ira Thomas, Chief Bender, Ben Hauser, Claude Derrick, Cy Morgan and Pat Donohue.

his successors until the Senators left Washington following the 1971 season...the pitching staff, headlined by Jack Coombs, Chief Bender, Cy Morgan and Eddie Plank, finished with a 1.79 ERA...Coombs emerged as the ace of the pitching staff and finished with a 31-9 record and a 1.30 ERA, including 13 shutouts...compiled a 46-inning scoreless streak during the season...the infield of Stuffy McInnis, Eddie Collins, Jack Barry and Frank Baker would become known as the “\$100,000 Infield”...won the first three games of the World Series before the Cubs took game four, 4-3 in 10 innings...Coombs won his third game of the series in Game 5, out-pitching Mordecai Brown to lift the A's to their first world title.

### 1911 World Champion Philadelphia Athletics




1911 PHILADELPHIA ATHLETICS – Front row: Topsy Hartsel, Doc Martin, Dave Danforth, Louis Van Zeldt (mascot), Stuffy McInnis, Eddie Collins, Jack Barry; Row two: Rube Oldring, Bris Lord, Danny Murphy, Manager Connie Mack, Eddie Plank, Jack Lapp, Amos Strunk; Top row: Harry Davis, Frank Baker, Jack Coombs, Harry Krause, Ira Thomas, Chief Bender, Claude Derrick, Cy Morgan, Padding Livingston

**1911:** Dominated the American League for the second straight season, finishing with a 101-50 record...defeated the New York Giants in six games to capture a second straight world championship... offense was paced by Eddie Collins, Frank Baker, Stuffy McInnis, Eddie Murphy and Bris Lord...Baker captured the American League home run title with 11 round trippers, earning him the nickname “Home Run” Baker...clinched the pennant on Sept. 26 with an 11-5 win over Detroit at Shibe Park, as Baker hit two

doubles and two home runs...faced the New York Giants in the World Series in a rematch of the 1905 Fall Classic, won by the Giants...Christy Mathewson and Chief Bender squared-off in Game 1, just as they did in the 1905 Series finale...a run-scoring double by New York’s Josh Devore in the seventh inning broke a 1-1 tie as the Giants captured the first game...the A’s won Game 2, 3-1, behind the pitching of Eddie Plank and a home run by Baker...A’s took a 2-1 lead in the series by winning Game 3, 3-2 in 11 innings at the Polo Grounds...after heavy rains forced postponement of the series for a week, the A’s captured Game 4 at Shibe Park, 4-2, as Bender outdueled Mathewson...the Giants staved off elimination by winning Game 5 at the Polo Grounds, 4-3 in 10 innings...the A’s routed the Giants, 13-2 in Game 6 to capture their second straight World Series title.

**1913:** The Athletics posted a 96-57 regular season record and outdistanced Washington by six-and-a-half games to reclaim the American League pennant...defeated the New York Giants in five games to capture their third World Series title in four years... moved into first place in April and stayed atop the AL standings the rest of the way...Jack Coombs, three years removed from a 31-win season, missed the entire campaign with typhoid fever...Chief Bender (21-10), Eddie Plank (18-10), Boardwalk Brown (17-11), Byron “Duke” Houck (14-6) and rookie “Bullet” Joe Bush (14-6) anchored the pitching staff... the “\$100,000 Infield” turned in another solid season...Frank Baker hit .336 to go along with an American League-best 12 home runs and 117 RBI...Stuffy McInnis hit .324 with 90 RBI, Collins finished with a .345 average while Barry batted .275...the Athletics and Giants split the first two games of the series before the A’s won Games 3, 4 and 5 to capture their third World Series title.

### 1913 World Champion Philadelphia Athletics



1913 PHILADELPHIA ATHLETICS – Front row: Byron Houck, Eddie Murphy, Eddie Plank, Amos Strunk, Danny Murphy, Jimmy Walsh, John Taff; Middle row: Tom Daley, Wally Schang, Jack Lapp, Boardwalk Brown, Chief Bender, Weldon Wyckoff, Harry Davis, Billy Orr; Top row: Joe Bush, Stuffy McInnis, Jack Barry, Eddie Collins, Frank Baker, Manager Connie Mack, Rube Oldring, Ira Thomas



## 1929 World Champion Philadelphia Athletics



**1929 PHILADELPHIA ATHLETICS** – Front row: Mule Haas, Joe Boley, Homer Summa, Walter French, Carroll Yerkes, Earl Mack, Eddie Collins, Jim Cronin, Sammy Hale, Max Bishop; Middle row: Charlie Perkins, Eddie Rommel, Jimmy Foxx, Trainer E.E. Ebling, Business Manager R. Von Ohl, Manager Connie Mack, President Thomas Shibe, Kid Gleason, Howard Ehmke, Jimmy Dykes, Mickey Cochrane; Top row: Bill Shores, Bevo Lebourveau, George Burns, Lefty Grove, Rube Walberg, Steve Pflueger, George Earnshaw, Al Simmons, Bing Miller, Bill Breckinridge, Jack Quinn

AL cellar before finishing seventh in 1922...finished sixth in 1923, fifth in '24, second in '25, third in '26 and second in '27 and '28 before winning the pennant in 1929...Al Simmons leads the American League with 157 RBI and finished second with a .365 batting average...Jimmie Foxx hit .354 with 33 home runs while catcher Mickey Cochrane finished with a .331 average...Bing Miller (.335), Jimmy Dykes (.327) and Mule Haas (.313) also topped the .300 mark for the season...Earnshaw (24-8, 3.29) and Grove (20-6, 2.81) combined for 44 wins.

**1930:** After posting a 102-52 regular season record, the Athletics successfully defended their World Championship by defeating a hard-nosed St. Louis Cardinals team in six games...offensively, Al Simmons led the AL with a .381 average to go along with 36 home runs...Jimmie Foxx hit .335 and his 37 home runs ranked tied for third in the league behind Babe Ruth (49) and Lou Gehrig (41)...Mickey Cochrane finished the year with a .357 average...Lefty Grove posts a 28-5 record to go along with a 2.54 ERA while George Earnshaw finished with a 22-13 record and a 4.44 ERA...the 1931 Athletics won a franchise record 107 games, but were denied a third straight championship after losing to the St. Louis Cardinals in a seven-game World Series...after finishing second in 1932 and third in 1933, the A's would average 92 losses a season for the next 21 years before relocating to Kansas City for the 1955 season.

## 1930 World Champion Philadelphia Athletics




**1930 PHILADELPHIA ATHLETICS** – Front row: Joe Boley, Max Bishop, Jimmy Dykes, Eddie Collins, Manager Connie Mack, Kid Gleason, Eddie Rommel, Al Simmons, Mickey Cochrane; Middle row: Ralph Perkins, Frank Higgins, Homer Summa, Jimmy Foxx, Dibrell Williams, Bing Miller, Lefty Grove, Jimmy Moore, Charlie Perkins; Top row: Trainer Dr. E. E. Ebling, Leroy Mahaffey, George Earnshaw, George Haas, William Shores, Wally Schang, Coach Earl Mack and Jack Quinn

## ATHLETICS MOST ALL-STAR GAME SELECTIONS

9	Mark McGwire
6	Jim Hunter
6	Reggie Jackson
6	Rickey Henderson
5	Bert Campaneris
5	Bob Johnson
5	Jose Canseco



## 1972 World Champion Oakland Athletics



1972 OAKLAND A's – Front row: Matty Alou, Mike Hegan, bat boy Ron Pieraldi, Tim Cullen, Dick Green; Second row: Travelling secretary Tom Corwin, Bert Campaneris, Angel Mangual, Coach Jerry Adair, Coach Bill Posedel, Manager Dick Williams, Coach Vern Hoscheit, Coach Irv Noren, John "Blue Moon" Odom, Ted Kubiak; Third row: Trainer Joe Romo, Reggie Jackson, Gonzalo Marquez, Joe Horlen, Darold Knowles, Gene Tenace, Dal Maxvilli, Sal Bando, Dave Hamilton, Vida Blue, Frank Ciensczyk; Fourth row: Joe Rudi, Don Mincher, Ken Holtzman, Rollie Fingers, George Hendrick, Bob Locker, Mike Epstein, Dave Duncan, Jim "Catfish" Hunter

Vida Blue, who won both the AL Cy Young Award and league MVP honors a year before, to miss spring training and he did not make his first start until May 28th...led by Mike Epstein (26) and Reggie Jackson (25), the A's led the American League with 134 home runs...Jackson tore a hamstring muscle in the fifth game of the ALCS vs. Detroit and was sidelined for the World Series... Gene Tenace, who hit just .225 with five home runs during the regular season, hits a then-Fall Classic record four home runs to go along with a .348 average to earn World Series MVP honors.

1973: The A's claimed their third straight AL West title with a 94-68 record and dispatched the Baltimore Orioles to win a hard-fought five-game ALCS...defeated the New York Mets in seven games to capture a second straight World Championship...Reggie Jackson led the American League in home runs (32) and RBI (117) and hit .293 to earn AL MVP honors...after hitting just .143 against Baltimore in the ALCS, Jackson earned World Series MVP honors after hitting .310 with three doubles, a triple and a home run against the Mets...third baseman Sal Bando hit .287 with 29 home runs and 98 RBI

while playing all 162 games at third base...All-Star shortstop Campy Campaneris reached the 150-hit plateau for the second consecutive season and for the sixth time in 10 years...hit .333 vs. Baltimore and set then-ALCS records for total bases (14) and stolen bases (3) and tied an ALCS record with two home runs...hit .290 with six runs, three stolen bases, a triple and home run vs. the Mets in the World Series...Dick Green bounced back from an injury-plagued 1972 campaign to set a then-Oakland record for highest fielding percentage by a second baseman (.988)...Bill North, acquired in a trade with the Cubs in the off-season, emerged as the A's everyday center fielder, but a late season ankle injury forced him to miss both the ALCS and World Series... catcher Ray Fosse was acquired from Cleveland during spring training and established career highs in games played (143), at bats (492), doubles (23) and triples (2)...pitching staff was paced

## 1973 World Champion Oakland Athletics



1973 OAKLAND A's – Front row: Reggie Jackson, Jim "Catfish" Hunter, Pat Bourque, batboy Ron Pieraldi, Dick Green, Vic Davalillo, Billy North; Second row: Bert Campaneris, Vida Blue, Paul Lindblad, Coach Jerry Adair, Coach Vern Hoscheit, Manager Dick Williams, Coach Irv Noren, Coach Wes Stock, Sal Bando, Gene Tenace; Third row: Trainer Joe Romo, traveling secretary Jim Bank, Angel Mangual, Jesus Alou, Joe Rudi, John "Blue Moon" Odom, Mike Andrews, Ted Kubiak, equipment manager Frank Ciensczyk; Fourth Row: Horacio Pina, Ken Holtzman, Deron Johnson, Rollie Fingers, Billy Conigliaro, Ray Fosse, Darold Knowles and Allan Lewis

by 20-game winners Catfish Hunter (21-5), Ken Holtzman (21-13) and Vida Blue (20-9)...Hunter posted his third straight 21-win season despite missing a month of the season with an injury...strung together 13-straight victories from June 2 to September 5... Hunter posted two wins over Baltimore in the ALCS, including a 3-0 shutout in Game 5...he kept his record perfect in World Series play, winning Game 6 against the Mets...Holtzman won seven games in the month of May and finished with four shutouts among his 16 complete games...after a slow start, Blue won 11 of his last 13 decisions down the stretch to notch his second 20-win season in just his third full Major League season...Blue tossed a team-high four shutouts during the season...Manager Dick Williams resigned shortly after the season after failing to come to terms on a new contract.



**1974 World Champion Oakland Athletics**

1974 OAKLAND A's – Front row: Jim "Catfish" Hunter, Dal Maxvill, Angel Mangual, Jim Holt; Second row: Bert Campaneris, Paul Lindblad, Vida Blue, Coach Bob Hofman, Coach Bobby Winkles, Manager Alvin Dark, Coach Wes Stock, Coach Jerry Adair, Sal Bando, Ted Kubiak, Billy North; Third row: Trainer Joe Romo, Traveling secretary Jim Bank, Herb Washington, Reggie Jackson, Jesus Alou, Dave Hamilton, Glenn Abbott, Joe Rudi, Ray Fosse, Dick Green, Phil Garner, Equipment manager Frank Ciensczyk; Top row: Claudell Washington, Gene Tenace, Larry Haney, Ken Holtzman, Rollie Fingers, John "Blue Moon" Odom, Darold Knowles

**1974:** Under new manager Alvin Dark, the A's defeated the Los Angeles Dodgers to claim their third straight World Series...finished the regular season with a 90-72 record and won their fourth straight AL West title by five games over Texas...defeated the Baltimore Orioles in a four-game ALCS to set up the first ever All-California World Series against the Dodgers... Catfish Hunter captured the American League Cy Young Award after winning a career high 25 games to go along with a 2.49 ERA...Rollie Fingers made a career high 76 appearances to set a then-Oakland

record...he was named World Series MVP after chalking up a win, two saves and a 1.93 ERA in four appearances...Fingers earned the win in Game 1 as he worked 4.1 innings in relief of Ken Holtzman...Campy Campaneris hit a career high .290 and stole over 30 bases for the 10th straight season...Campy batted .353 in five World Series games against the Dodgers...Joe Rudi led the AL in doubles (39) and total bases (287) while finishing third in RBI (99), fourth in slugging (.484) and fifth in hits (174)...Sal Bando finished second in the American League with 103 RBI...he hit game-winning home runs in the second and third games of the ALCS vs. Baltimore... Reggie Jackson started the season by batting .399 with 15 home runs and 42 RBI over the first 50 games...he made his fifth All-Star Game appearance in six years and amassed over 3.5 million votes in the fan balloting, nearly 800,000 more than runner up Hank Aaron...after a blazing start, Jackson hit just .239 with 14 home runs and 51 RBI over the final 104 games of the season... Claudell Washington made the jump from Double-A to appear in 73 games and was named to Topps Rookie All-Star Team.

### ATHLETICS YOUNGEST AND OLDEST ALL-STARS

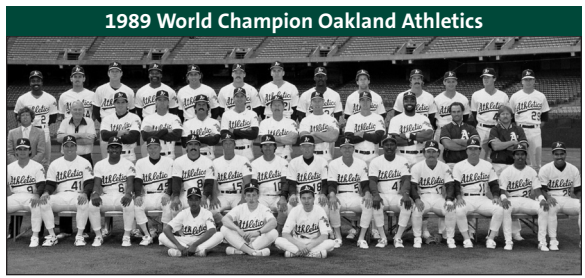
#### YOUNGEST

20 years, 95 days	Jim Hunter, 1966
20 years, 318 days	Claudell Washington, 1975
21 years, 94 days	Jim Hunter, 1967
21 years, 196 days	Rickey Henderson, 1980
21 years, 350 days	Vida Blue, 1971
22 years, 13 days	Jose Canseco, 1986
22 years, 64 days	Ben Grieve, 1998
22 years, 134 days	Trevor Cahill, 2010
22 years, 232 days	Rick Monday, 1968
23 years, 8 days	Matt Keough, 1978

#### OLDEST

40 years, 53 days	Bartolo Colón, 2013
37 years, 285 days	Dennis Eckersley, 1992
36 years, 335 days	Bobo Newsom, 1944
36 years, 279 days	Dennis Eckersley, 1991
36 years, 222 days	Bob Johnson, 1942
36 years, 33 days	Eddie Joost, 1952
35 years, 280 days	Dennis Eckersley, 1990
35 years, 198 days	Grant Balfour, 2013
34 years, 226 days	Bob Johnson, 1940
34 years, 128 days	Steve Ontiveros, 1995

**1989:** The A's posted a regular season mark of 99-63 and finished seven games ahead of Kansas City in the American League West Division...defeated Toronto in five games to win a second straight American League pennant...swept the San Francisco Giants in the "Battle of the Bay" World Series, which will always be remembered for the devastating earthquake that struck on Oct. 17 at 5:04 p.m., just minutes before the first pitch of Game 3 at Candlestick Park...for the second straight season, won more regular season games than any team in the Majors...never led the AL West by more than 4.5 games until



**1989 OAKLAND A's** – In front: Bat Boy *Tori Lewis*, Bat Boy *Evan Mattrai*, Bat Boy *Brian Caskey*; Front row: *Mike Gallego*, *Jim Corsi*, *Felix Jose*, Hitting Coach *Merv Rettenmund*, First Base Coach *Dave McKay*, Third Base Coach *Rene Lachemann*, Manager *Tony La Russa*, Pitching Coach *Dave Duncan*, Bullpen Coach *Art Kusnyer*, Bench Coach *Tommy Reynolds*, Glenn Hubbard, Matt Sinatra, Luis Polonia, Stan Javier; Second row: Traveling Secretary *Mickey Morabito*, Equipment manager *Frank Ciensczyk*, *Jose Canseco*, *Storm Davis*, *Dennis Eckersley*, *Bob Welch*, *Carney Lansford*, *Mark McGwire*, *Eric Plunk*, *Dave Parker*, Trainer *Barry Weinberg*, Assistant Trainer *Larry Davis*; Top row: *Tony Phillips*, *Todd Burns*, *Brian Snyder*, *Dave Henderson*, *Ron Hassey*, *Greg Cadaret*, *Mike Moore*, *Dave Stewart*, *Walt Weiss*, *Gene Nelson*, *Terry Steinbach*, *Rick Honeycutt*, *Curt Young*

the final week and never were more than three games out of the division lead...were an injury-plagued team for the first four months of the season as 11 different players spent time on the disabled list, including Jose Canseco, Mark McGwire, Storm Davis, Walt Weiss, Dennis Eckersley and Bob Welch...pitching staff posted the lowest ERA in the American League (3.09) for the second straight season...tossed a Major League-best 20 shutouts on the year...starting pitchers Dave Stewart (21-9), Mike Moore (19-11), Storm Davis (19-7) and Bob Welch (17-8) combined for a 76-35 record with a 3.25 ERA...Stewart became the first pitcher to string together three 20-win seasons since Hall of Famer Jim Palmer accomplished the feat from 1975-78...became just the second player in Oakland history to reel off three straight 20-win seasons...was the first since Catfish Hunter won 20 or more games during a four year stretch from 1971-74...was 4-0 in four postseason starts and earned World Series MVP honors...third baseman Carney Lansford set an Oakland single-season record with a .336 batting average, which was the second best mark in the AL...offense received a tremendous boost when the team reacquired Oakland native Rickey Henderson in a trade with the New York Yankees on June 20th...Henderson hit .294 and reached base safely in 80 of the 85 games he played with Oakland down the stretch...tied Wade Boggs for the AL lead in runs scored (113) and topped the loop with a career high 126 walks...was named ALCS MVP after hitting .400 with 15 total bases, eight runs scored, five RBI and seven walks in five games vs. the Blue Jays...hit a combined .441 in nine postseason games...Dave Parker topped the team with 97 RBI to go along with 22 home runs...McGwire ranked third in the AL with 33 home runs and ranked 10th in RBI (95)...Mike Gallego, who was thrust into the starting shortstop's role with Weiss sidelined for 65 games with an injury, finished the season with career highs in virtually every offensive category, including average (.252), runs (45), hits (90), home runs (3) and RBI (30)...Canseco, who won AL MVP honors the year before, missed the first 88 games of the season due to a stress fracture of the hook of the hamate bone in his left hand...despite missing the first half of the season, still managed to finish third on the team in homers (17) and fourth in RBI (57)...hit a tremendous home run in Game 4 of the ALCS off Mike Flanagan, a blast that carried into the fifth deck in Toronto's SkyDome.

# ALL-TIME POSTSEASON RESULTS

## AMERICAN LEAGUE WILD CARD

2014	Date	Opponent	W/L	Score	Winner	Loser	Save	Attendance
1	9/30	at Kansas City	L	8-9 (12)	Frasor	Otero		40,502
2018	Date	Opponent	W/L	Score	Winner	Loser	Save	Attendance
1	10/3	at New York	L	2-7	Betances	Hendriks		49,620
2019	Date	Opponent	W/L	Score	Winner	Loser	Save	Attendance
1	10/2	Tampa Bay	L	1-5	Morton	Manaea		54,005
2020	Date	Opponent	W/L	Score	Winner	Loser	Save	Attendance
1	9/29	Chicago	L	1-4	Giolito	Luzardo	Colome	—
2	9/30	Chicago	W	5-3	Bassitt	Keuchel	Diekman	—
3	10/1	Chicago	W	6-4	Montas	Marshall	Hendriks	—

## AMERICAN LEAGUE DIVISION SERIES

1981	Date	Opponent	W/L	Score	Winner	Loser	Save	Attendance
1	10/6	at Kansas City	W	4-0	NORRIS	LEONARD		40,592
2	10/7	at Kansas City	W	2-1	McCATTY	Jones		40,274
3	10/9	Kansas City	W	4-1	Langford	Gura	Beard	40,002
2000	Date	Opponent	W/L	Score	Winner	Loser	Save	Attendance
1	10/3	New York	W	5-3	Heredia	Clemens	Isringhausen	47,360
2	10/4	New York	L	0-4	Pettitte	Appier	Rivera	47,860
3	10/6	at New York	L	2-4	Hernandez	HUDSON	Rivera	56,606
4	10/7	at New York	W	11-1	Zito	Clemens		56,915
5	10/8	New York	L	5-7	Stanton	Heredia	Rivera	41,170
2001	Date	Opponent	W/L	Score	Winner	Loser	Save	Attendance
1	10/10	at New York	W	5-3	Mulder	Clemens	Isringhausen	56,697
2	10/11	at New York	W	2-0	Hudson	Pettitte	Isringhausen	56,684
3	10/13	New York	L	0-1	Mussina	Zito	Rivera	55,861
4	10/14	New York	L	2-9	Hernandez	Lidle		43,681
5	10/15	at New York	L	3-5	Stanton	Mulder	Rivera	56,642
2002	Date	Opponent	W/L	Score	Winner	Loser	Save	Attendance
1	10/1	Minnesota	L	5-7	Radke	Lilly	Guardado	34,853
2	10/2	Minnesota	W	9-1	Mulder	Mays		31,953
3	10/4	at Minnesota	W	6-3	Zito	Reed	Koch	55,932
4	10/5	at Minnesota	L	2-11	Milton	Hudson		55,960
5	10/6	Minnesota	L	4-5	Radke	Mulder		32,146
2003	Date	Opponent	W/L	Score	Winner	Loser	Save	Attendance
1	10/1	Boston	W	5-4 (12)	Harden	Lowe		50,606
2	10/2	Boston	W	5-1	Zito	Wakefield		36,305
3	10/4	at Boston	L	1-3 (11)	Williamson	Harden		35,460
4	10/5	at Boston	L	4-5	Williamson	Foulke		35,048
5	10/6	Boston	L	3-4	Martinez	Zito	Lowe	49,397
2006	Date	Opponent	W/L	Score	Winner	Loser	Save	Attendance
1	10/3	at Minnesota	W	3-2	Zito	Santana	Street	55,542
2	10/4	at Minnesota	W	5-2	Calero	Neshek	Street	55,710
3	10/6	Minnesota	W	8-3	Haren	Radke		35,694
2012	Date	Opponent	W/L	Score	Winner	Loser	Save	Attendance
1	10/6	at Detroit	L	1-3	Verlander	Parker	Valverde	43,323
2	10/7	at Detroit	L	4-5	Albuquerque	Balfour		40,684
3	10/9	Detroit	W	2-0	Anderson	Sanchez	Balfour	37,090
4	10/10	Detroit	W	4-3	Cook	Valverde		36,385
5	10/11	Detroit	L	0-6	VERLANDER	Parker		36,393

2013	Date	Opponent	W/L	Score	Winner	Loser	Save	Attendance
1	10/4	Detroit	L	2-3	Scherzer	Colón	Benoit	48,401
2	10/5	Detroit	W	1-0	Balfour	Albuquerque		48,292
3	10/7	at Detroit	W	6-3	Parker	Sanchez	Balfour	43,973
4	10/8	at Detroit	L	6-8	Scherzer	Doolittle		43,958
5	10/10	Detroit	L	0-3	Verlander	Gray	Benoit	46,959

2020	Date	Opponent	W/L	Score	Winner	Loser	Save	Attendance
1	10/5	*Houston	L	5-10	Taylor	Wendelken		—
2	10/6	*Houston	L	2-5	Valdez	Manaea	Pressly	—
3	10/7	*Houston	W	9-7	Hendriks	Raley		—
4	10/8	*Houston	L	6-11	Javier	Montas		—

\*indicates all games played at Dodger Stadium...A's were the home team in Games 1 and 2 and the visiting team in Games 3 and 4

## AMERICAN LEAGUE CHAMPIONSHIP SERIES

1971	Date	Opponent	W/L	Score	Winner	Loser	Save	Attendance
1	10/3	at Baltimore	L	3-5	McNally	Blue	Watt	42,621
2	10/4	at Baltimore	L	1-5	CUELLAR	HUNTER		35,003
3	10/5	Baltimore	L	3-5	PALMER	Segui		33,176

1972	Date	Opponent	W/L	Score	Winner	Loser	Save	Attendance
1	10/7	Detroit	W	3-2 (11)	Fingers	Lolich		29,536
2	10/8	Detroit	W	5-0	ODOM	Fryman		31,088
3	10/10	at Detroit	L	0-3	COLEMAN	Holtzman		41,156
4	10/11	at Detroit	L	3-4 (10)	Hiller	Horlen		37,615
5	10/12	at Detroit	W	2-1	Odom	Fryman	Blue	50,276

1973	Date	Opponent	W/L	Score	Winner	Loser	Save	Attendance
1	10/6	at Baltimore	L	0-6	PALMER	Blue		41,279
2	10/7	at Baltimore	W	6-3	Hunter	McNally	Fingers	48,425
3	10/9	Baltimore	W	2-1 (11)	HOLTZMAN	CUELLAR		34,467
4	10/10	Baltimore	L	4-5	Jackson	Fingers		27,497
5	10/11	Baltimore	W	3-0	HUNTER	Alexander		24,265

1974	Date	Opponent	W/L	Score	Winner	Loser	Save	Attendance
1	10/5	Baltimore	L	3-6	Cuellar	Hunter		41,609
2	10/6	Baltimore	W	5-0	HOLTZMAN	McNally		42,810
3	10/8	at Baltimore	W	1-0	BLUE	PALMER		32,060
4	10/9	at Baltimore	W	2-1	Hunter	Cuellar	Fingers	28,136

1975	Date	Opponent	W/L	Score	Winner	Loser	Save	Attendance
1	10/4	at Boston	L	1-7	TIANT	Holtzman		35,578
2	10/5	at Boston	L	3-6	Moret	Fingers	Drago	35,578
3	10/7	Boston	L	3-5	Wise	Holtzman	Drago	49,358

1981	Date	Opponent	W/L	Score	Winner	Loser	Save	Attendance
1	10/13	at New York	L	1-3	John	Norris	Gossage	55,740
2	10/14	at New York	L	3-13	Frazier	McCatty		48,497
3	10/15	New York	L	0-4	Righetti	Keough		47,302

1988	Date	Opponent	W/L	Score	Winner	Loser	Save	Attendance
1	10/5	at Boston	W	2-1	Honeycutt	HURST	Eckersley	34,104
2	10/6	at Boston	W	4-3	Nelson	Smith	Eckersley	34,605
3	10/8	Boston	W	10-6	Nelson	Boddicker	Eckersley	49,261
4	10/9	Boston	W	4-1	Stewart	Hurst	Eckersley	49,406

1989	Date	Opponent	W/L	Score	Winner	Loser	Save	Attendance
1	10/3	Toronto	W	7-3	Stewart	Stieb		49,435
2	10/4	Toronto	W	6-3	Moore	Stottlemire	Eckersley	49,444
3	10/6	at Toronto	L	3-7	Key	Davis		50,268
4	10/7	at Toronto	W	6-5	Welch	Flanagan	Eckersley	50,076
5	10/8	at Toronto	W	4-3	Stewart	Stieb	Eckersley	50,024

1990	Date	Opponent	W/L	Score	Winner	Loser	Save	Attendance
1	10/6	at Boston	W	9-1	Stewart	Andersen		35,192
2	10/7	at Boston	W	4-1	Welch	Harris	Eckersley	35,070
3	10/9	Boston	W	4-1	Moore	BODDICKER	Eckersley	49,026
4	10/10	Boston	W	3-1	Stewart	Clemens	Honeycutt	49,052

<b>1992</b>	<b>Date</b>	<b>Opponent</b>	<b>W/L</b>	<b>Score</b>	<b>Winner</b>	<b>Loser</b>	<b>Save</b>	<b>Attendance</b>
1	10/7	at Toronto	W	4-3	Russell	MORRIS	Eckersley	51,039
2	10/8	at Toronto	L	1-3	Cone	Moore	Henke	51,114
3	10/10	Toronto	L	5-7	Guzman	Darling	Henke	46,911
4	10/11	Toronto	L	6-7 (11)	Ward	Downs	Henke	47,732
5	10/12	Toronto	W	6-2	STEWART	Cone		44,955
6	10/14	at Toronto	L	2-9	Guzman	Moore		51,335

<b>2006</b>	<b>Date</b>	<b>Opponent</b>	<b>W/L</b>	<b>Score</b>	<b>Winner</b>	<b>Loser</b>	<b>Save</b>	<b>Attendance</b>
1	10/10	Detroit	L	1-5	Robertson	Zito		35,655
2	10/11	Detroit	L	5-8	Verlander	Loaiza	Jones	36,168
3	10/13	at Detroit	L	0-3	Rogers	Harden	Jones	41,669
4	10/14	at Detroit	L	3-6	Ledezma	Street		42,967

## WORLD SERIES

<b>1905</b>	<b>Date</b>	<b>Opponent</b>	<b>W/L</b>	<b>Score</b>	<b>Winner</b>	<b>Loser</b>	<b>Save</b>	<b>Attendance</b>
1	10/9	New York	L	0-3	MATHEWSON	PLANK		17,955
2	10/10	at New York	W	3-0	BENDER	McGinnity		24,992
3	10/12	New York	L	0-9	MATHEWSON	COAKLEY		10,991
4	10/13	at New York	L	0-1	McGINNITY	PLANK		13,598
5	10/14	at New York	L	0-2	MATHEWSON	BENDER		24,187

<b>1910</b>	<b>Date</b>	<b>Opponent</b>	<b>W/L</b>	<b>Score</b>	<b>Winner</b>	<b>Loser</b>	<b>Save</b>	<b>Attendance</b>
1	10/17	Chicago	W	4-1	BENDER	Overall		26,891
2	10/18	Chicago	W	9-3	COOMBS	Brown		24,597
3	10/20	at Chicago	W	12-5	COOMBS	McIntire		26,210
4	10/22	at Chicago	L	3-4 (10)	Brown	BENDER		19,150
5	10/23	at Chicago	W	7-2	COOMBS	BROWN		27,374

<b>1911</b>	<b>Date</b>	<b>Opponent</b>	<b>W/L</b>	<b>Score</b>	<b>Winner</b>	<b>Loser</b>	<b>Save</b>	<b>Attendance</b>
1	10/14	at New York	L	1-2	MATHEWSON	BENDER		38,281
2	10/16	New York	W	3-1	PLANK	Marquard		26,286
3	10/17	at New York	W	3-2 (11)	COOMBS	MATHEWSON		37,216
4	10/24	New York	W	4-2	BENDER	Mathewson		24,355
5	10/25	at New York	L	3-4 (10)	Crandall	Plank		33,228
6	10/26	New York	W	13-2	BENDER	Ames		20,485

<b>1913</b>	<b>Date</b>	<b>Opponent</b>	<b>W/L</b>	<b>Score</b>	<b>Winner</b>	<b>Loser</b>	<b>Save</b>	<b>Attendance</b>
1	10/7	at New York	W	6-4	BENDER	Marquard		36,291
2	10/8	New York	L	0-3 (10)	MATHEWSON	PLANK		20,563
3	10/9	at New York	W	8-2	BUSH	Tesreau		36,896
4	10/10	New York	W	6-5	BENDER	Demaree		20,568
5	10/11	at New York	W	3-1	PLANK	MATHEWSON		36,632

<b>1914</b>	<b>Date</b>	<b>Opponent</b>	<b>W/L</b>	<b>Score</b>	<b>Winner</b>	<b>Loser</b>	<b>Save</b>	<b>Attendance</b>
1	10/9	Boston	L	1-7	RUDOLPH	Bender		20,562
2	10/10	Boston	L	0-1	JAMES	PLANK		20,562
3	10/12	at Boston	L	4-5 (12)	James	BUSH		35,520
4	10/13	at Boston	L	1-3	RUDOLPH	Shawkey		34,365

<b>1929</b>	<b>Date</b>	<b>Opponent</b>	<b>W/L</b>	<b>Score</b>	<b>Winner</b>	<b>Loser</b>	<b>Save</b>	<b>Attendance</b>
1	10/8	at Chicago	W	3-1	EHMKE	Root		50,740
2	10/9	at Chicago	W	9-3	Earnshaw	Malone		49,987
3	10/11	Chicago	L	1-3	BUSH	EARNSHAW		29,921
4	10/12	Chicago	W	10-8	Rommel	Blake		29,921
5	10/14	Chicago	W	3-2	Walberg	MALONE		29,921

<b>1930</b>	<b>Date</b>	<b>Opponent</b>	<b>W/L</b>	<b>Score</b>	<b>Winner</b>	<b>Loser</b>	<b>Save</b>	<b>Attendance</b>
1	10/1	St. Louis	W	5-2	GROVE	GRIMES		32,295
2	10/2	St. Louis	W	6-1	EARNSHAW	Rhem		32,295
3	10/4	at St. Louis	L	0-5	HALLAHAN	Walberg		36,944
4	10/5	at St. Louis	L	1-3	HAINES	GROVE		39,946
5	10/6	at St. Louis	W	2-0	Grove	GRIMES		38,844
6	10/8	St. Louis	W	7-1	EARNSHAW	Hallahan		32,295



1931	Date	Opponent	W/L	Score	Winner	Loser	Save	Attendance
1	10/1	at St. Louis	W	6-2	GROVE	Derringer		38,529
2	10/2	at St. Louis	L	0-2	HALLAHAN	EARNSHAW		35,947
3	10/5	St. Louis	L	2-5	GRIMES	Grove		32,295
4	10/6	St. Louis	W	3-0	EARNSHAW	Johnson		32,295
5	10/7	St. Louis	L	1-5	HALLAHAN	Hoyt		32,295
6	10/9	at St. Louis	W	8-1	GROVE	Derringer		39,401
7	10/10	at St. Louis	L	2-4	Grimes	Earnshaw		20,805
1972	Date	Opponent	W/L	Score	Winner	Loser	Save	Attendance
1	10/14	at Cincinnati	W	3-2	Holtzman	Nolan	Blue	52,918
2	10/15	at Cincinnati	W	2-1	Hunter	Grimsley	Fingers	53,244
3	10/18	Cincinnati	L	0-1	Billingham	Odom	Carroll	49,410
4	10/19	Cincinnati	W	3-2	Fingers	Carroll		49,410
5	10/20	Cincinnati	L	4-5	Grimsley	Fingers	Billingham	49,410
6	10/21	at Cincinnati	L	1-8	Grimsley	Blue	Hall	52,737
7	10/22	at Cincinnati	W	3-2	Hunter	Borbon	Fingers	56,040
1973	Date	Opponent	W/L	Score	Winner	Loser	Save	Attendance
1	10/13	New York	W	2-1	Holtzman	Matlack	Knowles	46,021
2	10/14	New York	L	7-10 (12)	McGraw	Fingers	Stone	49,151
3	10/16	at New York	W	3-2 (11)	Lindblad	Parker	Fingers	54,817
4	10/17	at New York	L	1-6	Matlack	Holtzman	Sadecki	54,817
5	10/18	at New York	L	0-2	Koosman	Blue	McGraw	54,817
6	10/20	New York	W	3-1	Hunter	Seaver	Fingers	49,333
7	10/21	New York	W	5-2	Holtzman	Matlack	Knowles	49,333
1974	Date	Opponent	W/L	Score	Winner	Loser	Save	Attendance
1	10/12	at Los Angeles	W	3-2	Fingers	Messersmith	Hunter	55,974
2	10/13	at Los Angeles	L	2-3	Sutton	Blue	Marshall	55,989
3	10/15	Los Angeles	W	3-2	Hunter	Downing		49,347
4	10/16	Los Angeles	W	5-2	Holtzman	Messersmith	Fingers	49,347
5	10/17	Los Angeles	W	3-2	Odom	Marshall	Fingers	49,347
1988	Date	Opponent	W/L	Score	Winner	Loser	Save	Attendance
1	10/15	at Los Angeles	L	4-5	Pena	Eckersley		55,983
2	10/16	at Los Angeles	L	0-6	HERSHISER	Davis		56,051
3	10/18	Los Angeles	W	2-1	Honeycutt	Howell		49,316
4	10/19	Los Angeles	L	3-4	Belcher	Stewart	Howell	49,317
5	10/20	Los Angeles	L	2-5	HERSHISER	Davis		49,317
1989	Date	Opponent	W/L	Score	Winner	Loser	Save	Attendance
1	10/14	San Francisco	W	5-0	STEWART	Garrelts		49,385
2	10/15	San Francisco	W	5-1	Moore	Reuschel		49,388
3	10/27	at San Francisco	W	13-7	Stewart	Garrelts		62,038
4	10/28	at San Francisco	W	9-6	Moore	Robinson	Eckersley	62,032
1990	Date	Opponent	W/L	Score	Winner	Loser	Save	Attendance
1	10/16	at Cincinnati	L	0-7	Rijo	Stewart		55,830
2	10/17	at Cincinnati	L	4-5 (10)	Dibble	Eckersley		55,832
3	10/19	Cincinnati	L	3-8	Browning	Moore		48,269
4	10/20	Cincinnati	L	1-2	Rijo	STEWART	Myers	48,613

Capitals denote complete game.

### OAKLAND'S 20-GAME WINNING STREAK, 2002

Date	Opponent	Score	Date	Opponent	Score
Aug. 13	Toronto	5-4	Aug. 24	at Detroit	12-3
Aug. 14	Toronto	4-2	Aug. 25	at Detroit	10-7
Aug. 16	Chicago	1-0	Aug. 26	at Kansas City	6-3
Aug. 17	Chicago	9-2	Aug. 27	at Kansas City	6-4
Aug. 18	Chicago	7-4	Aug. 28	at Kansas City	7-1
Aug. 19	at Cleveland	8-1	Aug. 30	Minnesota	4-2
Aug. 20	at Cleveland	6-3	Aug. 31	Minnesota	6-3
Aug. 21	at Cleveland	6-0	Sept. 1	Minnesota	7-5
Aug. 22	at Cleveland	9-3	Sept. 2	Kansas City	7-6
Aug. 23	at Detroit	9-1	Sept. 4	Kansas City	12-11



# POSTSEASON TEAM TOTALS

## AMERICAN LEAGUE WILD CARD

Year	AVG.	G	AB	R	H	TB	2B	3B	HR	RBI	SH	SF	HP	BB	IBB	SO	SB	CS	DP	E	SLG	OBP
2014	.277	1	47	8	13	19	0	0	2	8	1	0	0	6	1	15	0	0	0	0	.404	.358
2018	.152	1	33	2	5	8	0	0	1	2	0	0	0	5	0	13	0	0	0	0	.242	.263
2019	.242	1	33	1	8	8	0	0	0	1	0	1	0	3	0	12	0	0	2	0	.242	.297
2020	.194	3	93	12	18	28	1	0	3	10	0	0	0	11	1	22	0	0	1	1	.279	.301
<b>Totals</b>	<b>.214</b>	<b>6</b>	<b>206</b>	<b>23</b>	<b>44</b>	<b>63</b>	<b>1</b>	<b>0</b>	<b>6</b>	<b>21</b>	<b>1</b>	<b>1</b>	<b>0</b>	<b>25</b>	<b>2</b>	<b>62</b>	<b>0</b>	<b>0</b>	<b>3</b>	<b>2</b>	<b>.306</b>	<b>.297</b>

Year	W	L	ERA	G	GS	CG	GF	SHO	SV	IP	H	R	ER	HR	HB	BB	IBB	SO	WP	BK	AVG.
2014	0	1	6.94	1	1	0	1	0	0	11.2	15	9	9	0	0	3	0	8	1	0	.341
2018	0	1	7.88	1	1	0	1	0	0	8.0	7	7	7	2	0	4	0	6	1	0	.241
2019	0	1	5.00	1	1	0	1	0	0	9.0	7	5	5	4	0	2	0	12	0	0	.206
2020	2	1	3.67	3	3	0	3	0	2	27.0	31	11	11	5	1	6	0	29	1	0	.277
<b>Totals</b>	<b>2</b>	<b>4</b>	<b>5.17</b>	<b>6</b>	<b>6</b>	<b>0</b>	<b>6</b>	<b>0</b>	<b>2</b>	<b>55.2</b>	<b>60</b>	<b>32</b>	<b>32</b>	<b>11</b>	<b>1</b>	<b>15</b>	<b>0</b>	<b>55</b>	<b>3</b>	<b>0</b>	<b>.274</b>

## AMERICAN LEAGUE DIVISION SERIES

Year	AVG.	G	AB	R	H	TB	2B	3B	HR	RBI	SH	SF	HP	BB	IBB	SO	SB	CS	DP	E	SLG	OBP
1981	.253	3	99	10	25	39	5	0	3	9	3	0	0	6	0	10	2	2	1	3	.394	.295
2000	.263	5	167	23	44	59	9	0	2	22	1	2	2	19	1	31	3	0	6	5	.353	.342
2001	.247	5	174	12	43	70	13	1	4	11	0	2	3	11	1	31	3	0	3	6	.402	.300
2002	.288	5	184	26	53	92	13	1	8	25	0	1	1	12	1	34	1	0	2	3	.500	.333
2003	.213	5	178	18	38	51	8	1	1	15	1	0	4	21	2	37	3	0	0	5	.287	.310
2006	.245	3	106	16	26	50	9	0	5	15	0	0	0	6	1	19	0	0	2	1	.472	.286
2012	.194	5	155	11	30	44	5	0	3	10	1	0	2	14	0	50	2	1	2	3	.284	.269
2013	.217	5	166	15	36	63	6	3	5	14	1	1	1	14	2	57	1	0	1	1	.380	.280
2020	.269	4	134	22	36	77	5	0	12	22	0	3	2	11	0	32	0	0	5	3	.575	.327
<b>Totals</b>	<b>.243</b>	<b>40</b>	<b>1363</b>	<b>153</b>	<b>331</b>	<b>545</b>	<b>73</b>	<b>6</b>	<b>43</b>	<b>143</b>	<b>7</b>	<b>9</b>	<b>15</b>	<b>114</b>	<b>8</b>	<b>301</b>	<b>15</b>	<b>3</b>	<b>22</b>	<b>30</b>	<b>.400</b>	<b>.306</b>

Year	W	L	ERA	G	GS	CG	GF	SHO	SV	IP	H	R	ER	HR	HB	BB	IBB	SO	WP	BK	AVG.
1981	3	0	0.67	3	3	2	1	1	1	27.0	20	2	2	0	0	7	0	11	0	0	.204
2000	2	3	3.48	5	5	1	4	0	1	44.0	41	19	17	1	1	16	2	35	0	0	.244
2001	2	3	2.86	5	5	0	5	1	2	44.0	40	18	14	3	4	11	0	29	0	0	.241
2002	2	3	4.09	5	5	0	5	0	1	44.0	52	27	20	5	2	14	1	42	4	0	.291
2003	2	3	2.98	5	5	0	5	0	0	48.1	38	17	16	8	2	18	5	39	1	0	.211
2006	3	0	2.33	3	3	0	3	0	2	27.0	26	7	7	5	0	6	0	11	0	0	.257
2012	2	3	2.89	5	5	0	5	1	1	43.2	41	17	14	2	3	7	1	39	4	0	.252
2013	2	3	3.48	5	5	0	5	1	1	44.0	38	17	17	3	2	13	1	38	1	0	.235
2020	1	3	7.46	4	4	0	4	0	0	35.0	46	33	29	12	5	11	1	28	0	0	.322
<b>Totals</b>	<b>19</b>	<b>21</b>	<b>3.43</b>	<b>40</b>	<b>40</b>	<b>3</b>	<b>37</b>	<b>4</b>	<b>9</b>	<b>357.0</b>	<b>342</b>	<b>157</b>	<b>136</b>	<b>39</b>	<b>19</b>	<b>103</b>	<b>11</b>	<b>272</b>	<b>10</b>	<b>0</b>	<b>.251</b>

## AMERICAN LEAGUE CHAMPIONSHIP SERIES

Year	AVG.	G	AB	R	H	TB	2B	3B	HR	RBI	SH	SF	HP	BB	IBB	SO	SB	CS	DP	E	SLG	OBP
1971	.229	3	96	7	22	41	8	1	3	7	2	0	0	5	0	16	0	3	3	0	.427	.267
1972	.224	5	170	13	38	49	8	0	1	10	4	1	3	12	0	35	7	2	2	3	.288	.285
1973	.200	5	160	15	32	54	5	1	5	15	4	1	2	17	3	39	3	1	2	4	.338	.283
1974	.183	4	120	11	22	37	4	1	3	11	2	1	1	22	3	16	3	3	3	2	.308	.313
1975	.194	3	98	7	19	28	6	0	1	7	0	0	0	9	0	14	0	0	2	6	.286	.262
1981	.222	3	99	4	22	28	4	1	0	4	0	0	0	6	1	23	2	0	6	4	.283	.267
1988	.299	4	137	20	41	70	8	0	7	20	0	1	0	10	3	35	1	3	1	3	.511	.345
1989	.272	5	158	26	43	75	9	1	7	23	3	2	1	20	0	32	13	3	2	3	.475	.354
1990	.299	4	127	20	38	42	4	0	0	18	4	3	4	19	2	31	9	3	5	1	.331	.399
1992	.251	6	207	24	52	71	5	1	4	23	3	2	1	24	2	33	16	2	5	7	.343	.329
2006	.221	4	131	9	29	48	7	0	4	9	0	0	1	14	0	28	0	0	7	3	.366	.301
<b>Totals</b>	<b>.238</b>	<b>46</b>	<b>1503</b>	<b>156</b>	<b>358</b>	<b>543</b>	<b>68</b>	<b>6</b>	<b>35</b>	<b>147</b>	<b>22</b>	<b>11</b>	<b>13</b>	<b>158</b>	<b>14</b>	<b>292</b>	<b>54</b>	<b>20</b>	<b>38</b>	<b>36</b>	<b>.361</b>	<b>.314</b>

Year	W	L	ERA	G	GS	CG	GF	SHO	SV	IP	H	R	ER	HR	HB	BB	IBB	SO	WP	BK	AVG.
1971	0	3	5.40	3	3	1	2	0	0	25.0	26	15	15	4	0	13	2	22	1	0	.274
1972	3	2	1.76	5	5	1	4	1	1	46.0	32	10	9	4	0	13	2	25	2	0	.198
1973	3	2	2.74	5	5	2	3	1	1	46.0	36	15	14	3	2	16	1	25	1	0	.211
1974	3	1	1.75	4	4	2	2	2	1	36.0	22	7	7	3	0	5	0	20	0	0	.177
1975	0	3	4.32	3	3	0	3	0	0	25.0	31	18	12	2	0	3	2	12	1	0	.316
1981	0	3	6.84	3	3	0	3	0	0	25.0	36	20	19	3	2	13	0	10	1	0	.336
1988	4	0	2.00	4	4	0	4	0	4	36.0	26	11	8	2	1	18	0	23	1	1	.206
1989	4	1	3.89	5	5	0	5	0	3	44.0	40	21	19	3	0	15	1	24	1	0	.242
1990	4	0	1.00	4	4	0	4	0	3	36.0	23	4	4	1	0	6	0	16	0	0	.183
1992	2	4	4.50	6	6	1	5	0	1	54.0	59	31	27	10	0	23	1	29	3	0	.281
2006	0	4	5.71	4	4	0	4	0	0	34.2	39	22	22	7	0	19	2	25	3	0	.285
<b>Totals</b>	<b>23</b>	<b>23</b>	<b>3.44</b>	<b>46</b>	<b>46</b>	<b>7</b>	<b>39</b>	<b>4</b>	<b>14</b>	<b>407.2</b>	<b>370</b>	<b>174</b>	<b>156</b>	<b>42</b>	<b>5</b>	<b>144</b>	<b>11</b>	<b>231</b>	<b>14</b>	<b>1</b>	<b>.243</b>

## WORLD SERIES

Year	AVG.	G	AB	R	H	TB	2B	3B	HR	RBI	SH	SF	HP	BB	IBB	SO	SB	CS	DP	E	SLG	OBP
1905	.161	5	155	3	25	30	5	0	0	2	3	0	1	5	-	25	2	2	2	8	.194	.193
1910	.316	5	177	35	56	80	19	1	1	30	7	0	2	17	-	24	7	7	3	11	.452	.383
1911	.244	6	205	27	50	74	15	0	3	21	7	2	0	4	-	31	4	6	0	11	.361	.256
1913	.264	5	174	23	46	64	4	4	2	21	5	2	0	7	-	16	5	2	0	5	.368	.290
1914	.172	4	128	6	22	31	9	0	0	5	2	1	0	13	-	28	2	3	2	3	.242	.246
1929	.281	5	171	26	48	71	5	0	6	26	6	1	1	13	-	27	0	2	4	4	.415	.333
1930	.197	6	178	21	35	67	10	2	6	21	4	3	1	24	-	32	0	2	3	3	.376	.291
1931	.220	7	227	22	50	64	5	0	3	20	4	0	1	28	-	46	0	0	5	2	.282	.309
1972	.209	7	220	16	46	65	4	0	5	16	6	0	1	21	5	37	1	3	2	9	.295	.281
1973	.212	7	241	21	51	75	12	3	2	20	2	1	2	28	3	62	3	4	2	9	.311	.298
1974	.211	5	142	16	30	46	4	0	4	14	7	1	2	16	1	42	3	3	3	5	.324	.298
1988	.177	5	158	11	28	37	3	0	2	11	1	1	1	17	1	41	3	0	2	2	.234	.260
1989	.301	4	146	32	44	85	8	3	9	30	0	0	1	18	3	22	4	1	2	1	.582	.382
1990	.207	4	135	8	28	41	4	0	3	8	2	1	0	12	1	28	7	0	2	5	.304	.270
<b>Totals</b>	<b>.228</b>	<b>75</b>	<b>2457</b>	<b>267</b>	<b>559</b>	<b>830</b>	<b>107</b>	<b>13</b>	<b>46</b>	<b>245</b>	<b>56</b>	<b>13</b>	<b>13</b>	<b>223</b>	<b>-</b>	<b>461</b>	<b>41</b>	<b>35</b>	<b>32</b>	<b>78</b>	<b>.338</b>	<b>.294</b>

Year	W	L	ERA	G	GS	CG	GF	SHO	SV	IP	H	R	ER	HR	HB	BB	IBB	SO	WP	BK	AVG.
1905	1	4	1.47	5	5	5	0	1	-	43.0	31	15	7	0	2	15	-	26	1	0	.203
1910	4	1	2.76	5	5	5	0	0	-	45.2	35	15	14	0	0	18	-	31	1	0	.222
1911	4	2	1.29	6	6	5	1	0	-	55.2	33	13	8	0	3	14	-	44	1	0	.175
1913	4	1	2.15	5	5	5	0	0	-	46.0	33	15	11	1	3	8	-	19	0	0	.201
1914	0	4	3.41	4	4	2	2	0	-	37.0	33	16	14	1	1	15	-	18	0	0	.244
1929	4	1	2.40	5	5	2	3	0	-	45.0	43	17	12	1	0	13	-	50	0	0	.249
1930	4	2	1.73	6	6	4	2	1	-	52.0	38	12	10	2	0	11	-	33	0	0	.200
1931	3	4	2.66	7	7	4	3	1	-	61.0	54	19	18	2	0	9	-	41	1	0	.236
1972	4	3	3.05	7	7	0	7	0	3	62.0	46	21	21	3	1	27	8	46	4	0	.209
1973	4	3	2.32	7	7	0	7	0	4	66.0	66	24	17	4	3	26	6	36	3	0	.253
1974	4	1	2.05	5	5	0	5	0	3	44.0	36	11	10	4	1	16	0	32	1	0	.228
1988	1	4	3.92	5	5	0	5	0	0	43.2	41	21	19	5	1	13	0	36	1	1	.246
1989	4	0	3.50	4	4	1	3	1	1	36.0	28	14	14	4	0	8	0	27	2	0	.209
1990	0	4	3.82	4	4	1	3	0	0	35.1	45	22	15	3	1	15	1	9	2	0	.317
<b>Totals</b>	<b>41</b>	<b>34</b>	<b>2.54</b>	<b>75</b>	<b>75</b>	<b>34</b>	<b>41</b>	<b>4</b>	<b>-</b>	<b>672.1</b>	<b>562</b>	<b>235</b>	<b>190</b>	<b>30</b>	<b>16</b>	<b>208</b>	<b>-</b>	<b>448</b>	<b>17</b>	<b>1</b>	<b>.227</b>

# WILD CARD SERIES RECORDS

## INDIVIDUAL BATTING

### Highest Batting Average

Career (min. 10 pa).....	.333 (Sean Murphy, 2019-20)
Series (min. 5 pa).....	.500 (Josh Reddick, 2014)

### Highest Slugging Percentage

Career (min. 10 pa).....	.667 (Sean Murphy, 2019-20)
Series (min. 5 pa).....	1.600 (Brandon Moss, 2014)

### Highest On-Base Percentage

Career (min. 10 pa).....	.455 (Sean Murphy, 2019-20)
Series (min. 5 pa).....	.667 (Josh Reddick, 2014)

### Most Games Played

Career.....	5 (Mark Canha, 2018-20)
	5 (Ramón Laureano, 2018-20)
	5 (Matt Olson, 2018-20)
	5 (Marcus Semien, 2018-20)

### Most At Bats

Career.....	20 (Marcus Semien, 2020)
Series.....	12 (Marcus Semien, 2020)
Game.....	6 (Coco Crisp, 2014, 12 innings)

### Most Runs

Career.....	3 (Tommy La Stella, 2020)
	3 (Sean Murphy, 2019-20)
	3 (Marcus Semien, 2018-20)
Series.....	3 (Tommy La Stella, 2020)
	3 (Sean Murphy, 2020)
Game.....	2 (four times, last: La Stella and Murphy, 2020 Game 3)

### Most Hits

Career.....	5 (Marcus Semien, 2018-20)
Series.....	3 (four times, last: La Stella, Murphy, Pinder and Semien, 2020)
Game.....	2 (10 times, last: Chad Pinder and Marcus Semien, 2020 Game 3)
Hitting Streak, Series.....	3 (Tommy La Stella, 2020)
	3 (Sean Murphy, 2020)
Hitting Streak, Career 3 (Tommy La Stella, Sept. 29, 2020-present)	3 (Sean Murphy, Sept. 29, 2020-present)

### Most Doubles

Career.....	1 (Marcus Semien, 2018-20)
Series.....	1 (Marcus Semien, 2020)
Game.....	1 (Marcus Semien, 2020 Game 3)

### Most Triples

Career.....	None
Series.....	None
Game.....	None

### Most Home Runs

Career.....	2 (Khris Davis, 2018-20)
	2 (Brandon Moss, 2014)
Series.....	2 (Brandon Moss, 2014)
Game.....	2 (Brandon Moss, 2014)
Grand Slams.....	None
Pinch Hit.....	None
Inside The Park.....	None
Leadoff.....	None
Game Ending.....	None

### Most RBI

Career.....	5 (Brandon Moss, 2014)
Series.....	5 (Brandon Moss, 2014)
Game.....	5 (Brandon Moss, 2014)

### Most Total Bases

Career.....	9 (Khris Davis, 2018-20)
	9 (Marcus Semien, 2018-20)
Series.....	8 (Brandon Moss, 2014)
Game.....	8 (Brandon Moss, 2014)

### Most Extra Base Hits

Career.....	2 (Khris Davis, 2018-20)
	2 (Brandon Moss, 2014)
	2 (Marcus Semien, 2018-20)
Series.....	2 (Marcus Semien, 2020)
	2 (Brandon Moss, 2014)
Game.....	2 (Brandon Moss, 2014)

### Most Walks

Career.....	6 (Matt Olson, 2018-20)
Series.....	3 (Matt Olson, 2020)
Game.....	2 (four times, last: Murphy and Olson, 2020 Game 3)

### Most Strikeouts

Career.....	7 (Khris Davis, 2018-20)
	7 (Ramón Laureano, 2018-20)
	7 (Matt Olson, 2018-20)
Series.....	6 (Matt Olson, 2020)
Game.....	3 (four times, last: Matt Olson, 2020 Game 3)

### Most Stolen Bases

Career.....	None
Series.....	None
Game.....	None

## INDIVIDUAL PITCHING

### Most Games Won

Career.....	1 (Chris Bassitt, 2019-20)
	1 (Frankie Montas, 2020)
Series.....	1 (Chris Bassitt, 2020)
	1 (Frankie Montas, 2020)

### Most Games Lost

Career.....	1 (four players tied)
Series.....	1 (four players tied)

### Most Saves

Career.....	1 (Jake Diekman, 2019-20)
	1 (Liam Hendriks, 2018-20)
Series.....	1 (Jake Diekman, 2020)
	1 (Liam Hendriks, 2020)

### Lowest Earned Run Average

Career (min. 6.0 ip).....	1.29 (Chris Bassitt, 2019-20)
Series (min 4.0 ip).....	1.29 (Chris Bassitt, 2020)

### Most Games

Career.....	4 (Jake Diekman, 2019-20)
	4 (Liam Hendriks, 2018-20)
Series.....	3 (Jake Diekman, 2020)

### Most Games Started

Career.....	1 (six players tied)
Series .....	1 (six players tied)

### Most Complete Games

Career.....	None
Series .....	None

### Most Innings Pitched

Career.....	7.1 (Jon Lester, 2014)
Series .....	7.1 (Jon Lester, 2014)
Game .....	7.1 (Jon Lester, 2014)

### Most Hits

Career.....	.8 (Jon Lester, 2014)
Series .....	.8 (Jon Lester, 2014)
Game .....	.8 (Jon Lester, 2014)
Game, Fewest .....	No complete games

### Most Runs

Career.....	.6 (Jon Lester, 2014)
Series .....	.6 (Jon Lester, 2014)
Game .....	.6 (Jon Lester, 2014)

### Most Earned Runs

Career.....	.6 (Jon Lester, 2014)
Series .....	.6 (Jon Lester, 2014)
Game .....	.6 (Jon Lester, 2014)

### Most Walks

Career.....	.2 (five players tied)
Series .....	.2 (four times, last: Jake Diekman, 2020)
Game .....	2 (Jesús Luzardo, 2019)
	2 (Blake Treinen, 2018)
	2 (Jon Lester, 2014)

### Most Strikeouts

Career.....	10 (Liam Hendriks, 2018-20)
Series .....	8 (Liam Hendriks, 2020)
Game .....	.5 (five times, last: Bassitt and Hendriks, 2020 Game 2)

### Most Home Runs

Career.....	3 (Sean Manaea, 2019)
Series .....	3 (Sean Manaea, 2019)
Game .....	3 (Sean Manaea, 2019)

## TEAM GAME

### Batting

At Bats .....	47 (2014, 12 innings)
Runs .....	8 (2014, 12 innings)
Runs, Inning .....	.5 (2014, 6th inn.)
Hits .....	13 (2014, 12 innings)
Doubles .....	1 (2020 Game 3)
Triples .....	None
Home Runs .....	2 (2020 Game 2)
	2 (2014)
Home Runs, Inning .....	1 (six times, last: 2020 Game 3, 4th inn.)
Home Runs, Back-to-Back .....	None
Total Bases .....	19 (2014, 12 innings)
Extra Base Hits .....	2 (2020 Game 3)
	2 (2020 Game 2)
	2 (2014, 12 innings)
Runs Batted In .....	8 (2014, 12 innings)
Walks .....	9 (2020 Game 3)
Strikeouts .....	15 (2014, 12 innings)
Stolen Bases .....	None

### Pitching

Hits .....	15 (2014, 12 innings)
Runs .....	9 (2014, 12 innings)
Runs, Inning .....	.4 (2018, 6th inn.)
Earned Runs .....	.9 (2014, 12 innings)
Walks .....	4 (2018)
Strikeouts .....	12 (2019)
Home Runs .....	4 (2019)

## TEAM MISCELLANEOUS

Consecutive Wins .....	2 (Sept. 30, 2020-present)
Consecutive Losses .....	4 (Sept. 30, 2014 to Sept. 29, 2020)
Shutouts .....	None
Longest Nine Inning Game .....	4:09 (2020 Game 3)
Longest Extra Inning Game .....	4:45 (2014, 12 inn.)
Fastest Game .....	2:53 (2020 Game 1)
Extra Inning Games .....	2014 (8-9, 12 inn.)
Margin of Victory .....	2 (2020 Game 2, 5-3)
	2 (2020 Game 3, 6-4)
Margin of Defeat .....	.5 (2018, 2-9)
Largest Deficit Overcome to Win .....	3 (2020 Game 3)
Largest Lead Surrendered to Lose .....	4 (2014)
Left On Base, Game .....	12 (2020 Game 3)
Fewest Left On Base, Game .....	3 (2020 Game 1)
	3 (2020 Game 2)
Double Plays Turned, Game .....	1 (2020 Game 3)
	1 (2018)
Errors, Series .....	1 (2020)
Errors, Game .....	1 (2020 Game 3)

# DIVISION SERIES RECORDS

## INDIVIDUAL BATTING

### Highest Batting Average

Career (min. 25 pa).....	.350 (Yoenis Céspedes, 2012-13)
Series (min. 10 pa).....	.545 (Tony Armas, 1981) .545 (Dwayne Murphy, 1981)

### Highest Slugging Percentage

Career (min. 25 pa).....	.525 (Yoenis Céspedes, 2012-13)
Series (min. 10 pa).....	1.200 (Frank Thomas, 2006)

### Highest On-Base Percentage

Career (min. 25 pa).....	.477 (Jason Giambi, 2000-01)
Series (min. 10 pa).....	.611 (Marcus Semien, 2020)

### Most Games Played

Career.....	23 (Eric Chavez, 2000-03, 06)
-------------	-------------------------------

### Most At Bats

Career.....	95 (Eric Chavez, 2000-03, 06)
Series.....	23 (Miguel Tejada, 2003)
Game.....	6 (Eric Chavez, 2003 Game 1, 12 innings) 6 (Miguel Tejada, 2003 Game 1, 12 innings)

### Most Runs

Career.....	10 (Eric Chavez, 2000-03, 06)
Series.....	7 (Ray Durham, 2002)
Game.....	3 (Coco Crisp, 2013 Game 4) 3 (Ray Durham, 2002 Game 2) 3 (Rickey Henderson, 1981 Game 3)

### Most Hits

Career.....	21 (Eric Chavez, 2000-03, 06)
Series.....	9 (Johnny Damon, 2001)
Game.....	4 (five times, last: Coco Crisp, 2013 Game 4)
Hitting Streak, Series.....	5 (six times, last: Yoenis Céspedes, 2013)
Hitting Streak, Career.....	10 (Yoenis Céspedes, October 6, 2012-present)

### Most Doubles

Career.....	7 (Miguel Tejada, 2000-03)
Series.....	4 (Marco Scutaro, 2006)
Game.....	2 (six times, last: Coco Crisp, 2013 Game 3)

### Most Triples

Career.....	1 (six times, last: Céspedes, Crisp and Vogt, 2013)
Series.....	1 (six times, last: Céspedes, Crisp and Vogt, 2013)
Game.....	1 (six times, last: Coco Crisp, 2013 Game 4)

### Most Home Runs

Career.....	4 (Terrence Long, 2000-03)
Series.....	2 (seven times, last: Davis, Laureano, Olson and Pinder, 2020)
Game.....	2 (Ramon Laureano, 2020 Game 4) 2 (Frank Thomas, 2006 Game 1) 2 (Terrence Long, 2001 Game 1)
Grand Slams.....	none
Pinch Hit.....	none
Inside The Park.....	Mark Kotsay, 2006 Game 2 Ray Durham, 2002 Game 3

Leadoff.....	Coco Crisp, 2012 Game 1 Ray Durham, 2002 Game 3
Game Ending.....	none

### Most RBI

Career.....	10 (Eric Chavez, 2000-03, 06)
Series.....	6 (Marco Scutaro, 2006)
Game.....	4 (Ramón Laureano, 2020 Game 4) 4 (Chad Pinder, 2020 Game 3) 4 (Marco Scutaro, 2006 Game 3)

### Most Total Bases

Career.....	33 (Eric Chavez, 2000-03, 06)
Series.....	16 (Ray Durham, 2002) 16 (Terrence Long, 2001)
Game.....	9 (Frank Thomas, 2006 Game 1)

### Most Extra Base Hits

Career.....	8 (Eric Chavez, 2000-03, 06) 8 (Miguel Tejada, 2000-03)
Series.....	5 (Ray Durham, 2002) 5 (Terrence Long, 2001)
Game.....	2 (13 times, last: Ramón Laureano, 2020 Game 4)

### Most Walks

Career.....	11 (Jason Giambi, 2000-01)
Series.....	7 (Jason Giambi, 2000)
Game.....	3 (Coco Crisp, 2013 Game 1) 3 (Jason Giambi, 2000 Game 4)

### Most Strikeouts

Career.....	20 (Brandon Moss, 2012-13)
Series.....	13 (Brandon Moss, 2013)
Game.....	4 (Khris Davis, 2020 Game 4) 4 (Stephen Drew, 2012 Game 5) 4 (Ben Grieve, 2000 Game 5)

### Most Stolen Bases

Career.....	2 (Yoenis Céspedes, 2012-13) 2 (Johnny Damon, 2001) 2 (Rickey Henderson, 1981)
Series.....	2 (Yoenis Céspedes, 2012) 2 (Johnny Damon, 2001) 2 (Rickey Henderson, 1981)
Game.....	2 (Yoenis Céspedes, 2012 Game 2) 2 (Johnny Damon, 2001 Game 1)

## INDIVIDUAL PITCHING

### Most Games Won

Career.....	4 (Barry Zito, 2000-03, 06)
Series.....	1 (19 times)

### Most Games Lost

Career.....	2 (four players tied)
Series.....	2 (Jarrod Parker, 2012)

### Most Saves

Career.....	3 (Jason Isringhausen, 2000-01)
Series.....	2 (Huston Street, 2006) 2 (Jason Isringhausen, 2001)

### Lowest Earned Run Average

Career (min. 10.0 ip) .....	1.74 (Jim Mecir, 2000-03)
Series .....	0.00 (Ted Lilly, 2003, 9.0 ip)
	0.00 (Mike Norris, 1981, 9.0 ip)

### Most Games

Career.....	7 (Sean Doolittle, 2012-13)
	7 (Chad Bradford, 2001-03)
	7 (Tim Hudson, 2000-03)
	7 (Jim Mecir, 2000-03)
Series .....	4 (five times, last: Sean Doolittle and Dan Otero, 2013)

### Most Games Started

Career.....	6 (Tim Hudson, 2000-03)
	6 (Barry Zito, 2000-03, 06)
Series .....	2 (six times, last: Sonny Gray, 2013)

### Most Complete Games

Career.....	1 (three players tied)
Series .....	1 (Tim Hudson, 2000)
	1 (Steve McCatty, 1981)
	1 (Mike Norris, 1981)

### Most Innings Pitched

Career.....	40.2 (Barry Zito, 2000-03, 06)
Series .....	13.0 (Sonny Gray, 2013)
	13.0 (Barry Zito, 2003)
	13.0 (Mark Mulder, 2002)
Game .....	9.0 (Steve McCatty, 1981 Game 2)
	9.0 (Mike Norris, 1981 Game 1)

### Most Hits

Career.....	37 (Tim Hudson, 2000-03)
Series .....	14 (Jarrod Parker, 2012)
	14 (Mark Mulder, 2002)
	14 (Mark Mulder, 2001)
Game .....	10 (Bartolo Colón, 2013 Game 1)
	10 (Tim Hudson, 2003 Game 1)
	10 (Rick Langford, 1981 Game 3)
Game, Fewest .....	4 (Mike Norris, 1981 Game 1)

### Most Runs

Career.....	19 (Tim Hudson, 2000-03)
Series .....	11 (Tim Hudson, 2002)
Game .....	7 (Tim Hudson, 2002 Game 4)

### Most Earned Runs

Career.....	13 (Tim Hudson, 2000-03)
Series .....	9 (Gil Heredia, 2000)
Game .....	6 (Gil Heredia, 2000 Game 5)

### Most Walks

Career.....	14 (Barry Zito, 2000-03, 06)
Series .....	6 (Sonny Gray, 2013)
	6 (Kevin Appier, 2000)
Game .....	5 (Kevin Appier, 2000 Game 2)

### Most Strikeouts

Career.....	33 (Barry Zito, 2000-03, 06)
Series .....	13 (Barry Zito, 2003)
	13 (Kevin Appier, 2000)
Game .....	9 (Sonny Gray, 2013 Game 2)
	9 (Barry Zito, 2003 Game 2)
	9 (Mark Mulder, 2002 Game 5)

### Most Home Runs

Career .....	5 (Tim Hudson, 2000-03)
Series . 2 (nine times, last: Bassitt, Luzardo, Manaea, Montas, 2020)	
Game .....	2 (eight times, last: Frankie Montas, 2020 Game 4)

### TEAM GAME

#### Batting

At Bats .....	41 (2003 Game 1, 12 innings)
	41 (2002 Game 1)
Runs .....	11 (2000 Game 4)
Runs, Inning .....	5 (2003 Game 2, 2nd inn.)
	5 (2002 Game 2, 4th inn.)
Hits .....	14 (2002 Game 2)
Doubles .....	5 (2006 Game 2)
	5 (2002 Game 2)
Triples .....	1 (six times, last: 2013 Game 4)
Home Runs .....	5 (2020 Game 3)
Home Runs, Inning .....	2 (2013 Game 3, 5th inn.)
	2 (2002 Game 3, 1st inn.)
Home Runs, Back-to-Back .....	
	Ray Durham and Scott Hatteberg, 2002 Game 3
Total Bases .....	28 (2020 Game 3)
Extra Base Hits .....	7 (2020 Game 3)
	7 (2002 Game 2)
Runs Batted In .....	11 (2000 Game 4)
Walks .....	10 (2003 Game 1)
Strikeouts .....	16 (2013 Game 1)
Stolen Bases .....	2 (four times, last: 2012 Game 2)

#### Pitching

Hits .....	16 (2020 Game 1)
Runs .....	11 (2020 Game 4)
	11 (2002 Game 4)
Runs, Inning .....	7 (2002 Game 4, 4th inn.)
Earned Runs .....	11 (2020 Game 4)
Walks .....	7 (2003 Game 1)
Strikeouts .....	12 (2013 Game 4)
Home Runs .....	4 (2020 Game 4)

### TEAM MISCELLANEOUS

Consecutive Wins .....	4 (Oct. 6, 1981 to Oct. 3, 2000)
Consecutive Losses .....	4 (Oct. 8, 2013 to Oct. 6, 2020)
	4 (Oct. 13, 2001 to Oct. 11, 2002)
Shutouts .....	4
	2013 Game 2 (1-0; Gray, Balfour)
	2012 Game 3 (2-0; Anderson, Cook, Doolittle, Balfour)
	2001 Game 2 (2-0; Hudson, Isringhausen)
	1981 Game 1 (4-0; Norris)
Longest Nine Inning Game .....	4:13 (2001 Game 4)
Longest Extra Inning Game .....	4:37 (2003 Game 1, 12 inn.)
Fastest Game .....	2:19 (2006 Game 1)
Extra Inning Games .....	2003 Game 1 (5-4, 12 inn.)
	2003 Game 3 (1-3, 11 inn.)
Margin of Victory .....	10 (2000 Game 4, 11-1)
Margin of Defeat .....	9 (2002 Game 4, 2-11)
Largest Deficit Overcome to Win .....	3 (2020 Game 3)
Largest Lead Surrendered to Lose .....	4 (2002 Game 1)
Left On Base, Game .....	12 (2003 Game 1, 12 inn.)
	12 (2002 Game 1)
Fewest Left On Base, Game .....	1 (2020 Game 2)
Double Plays Turned, Game .....	2 (11 times, last: 2020 Game 4)
Errors, Series .....	6 (2001)
Errors, Game .....	4 (2003 Game 3)

# LEAGUE CHAMPIONSHIP SERIES RECORDS

## INDIVIDUAL BATTING

### Highest Batting Average

Career (min. 30 pa).....	.410 (Harold Baines)
Series (min. 10 pa).....	.500 (Milton Bradley, 2006)
Game.....	.500 (Sal Bando, 1975)

### Highest Slugging Percentage

Career (min. 30 pa).....	.568 (Jose Canseco)
Series (min. 10 pa).....	1.000 (Rickey Henderson, 1989)

### Highest On-Base Percentage

Career (min. 30 pa).....	.439 (Harold Baines)
Series (min. 10 pa).....	.609 (Rickey Henderson, 1989)

### Most Games Played

Career.....	20 (Sal Bando)
Game.....	20 (Reggie Jackson)

### Most At Bats

Career.....	75 (Reggie Jackson)
Series.....	25 (Harold Baines, 1992)
Game.....	6 (Rickey Henderson, 1992 Game 4)

### Most Runs

Career.....	14 (Rickey Henderson)
Series.....	8 (Rickey Henderson, 1989)
Game.....	3 (Mark McGwire, 1988 Game 3)

### Most Hits

Career.....	21 (Rickey Henderson)
Series.....	11 (Harold Baines, 1992)
Game.....	4 (Milton Bradley, 2006 Game 2)
	4 (Jerry Browne, 1992 Game 5)
	4 (Sal Bando, 1975 Game 2)
Hitting Streak, Series.....	5 (Ruben Sierra, Oct. 8-14, 1992)
	5 (Bert Campaneris, October 6-11, 1973)
	5 (Matty Alou, October 7-12, 1972)
Hitting Streak, Career.....	8 (Harold Baines, October 6, 1991-October 11, 1992)
	8 (Rickey Henderson, Oct. 4, 1989-Oct. 10, 1990)
	8 (Dave Henderson, October 5, 1988-October 7, 1989)

### Most Doubles

Career.....	4 (Matty Alou)
	4 (Sal Bando)
	4 (Dave Henderson)
	4 (Joe Rudi)
Series.....	4 (Matty Alou, 1972)
Game.....	2 (seven times, last: Mark Kotsay, 2006 Game 2)

### Most Triples

Career.....	2 (Rickey Henderson)
Series.....	1 (six times)
Game.....	1 (six times, last: Ruben Sierra, 1992 Game 2)

### Most Home Runs

Career.....	5 (Sal Bando)
Series.....	3 (Jose Canseco, 1988)
Game.....	2 (Milton Bradley, 2006 Game 2)
	2 (Rickey Henderson, 1989 Game 4)
	2 (Sal Bando, 1973 Game 2)
	2 (Reggie Jackson, 1971 Game 3)
Grand Slams.....	none
Pinch Hit.....	none
Inside The Park.....	none
Leadoff.....	Bert Campaneris, 1973 Game 2
Game Ending.....	Bert Campaneris, 1973 Game 3

### Most RBI

Career.....	11 (Mark McGwire)
Series.....	7 (Ruben Sierra, 1992)
Game.....	4 (Milton Bradley, 2006 Game 2)
	4 (Rickey Henderson, 1989 Game 4)

### Most Total Bases

Career.....	39 (Sal Bando)
Series.....	17 (Milton Bradley, 2006)
Game.....	10 (Milton Bradley, 2006 Game 2)

### Most Extra Base Hits

Career.....	9 (Sal Bando)
Series.....	4 (six times, last: Milton Bradley, 2006)
Game.....	2 (15 times, last: Milton Bradley and Mark Kotsay, 2006 Game 2)

### Most Walks

Career.....	13 (Rickey Henderson)
	13 (Gene Tenace)
Series.....	7 (Rickey Henderson, 1989)
Game.....	3 (four times, last: Mark McGwire, 1992 Game 5)

### Most Strikeouts

Career.....	17 (Reggie Jackson)
Series.....	7 (Terry Steinbach, 1992)
	7 (Jose Canseco, 1989)
	7 (Dave Henderson, 1988)
Game.....	3 (10 times, last: Nick Swisher and Frank Thomas, 2006 Game 2)

### Most Stolen Bases

Career.....	14 (Rickey Henderson)
Series.....	8 (Rickey Henderson, 1989)
Game.....	4 (Rickey Henderson, 1989 Game 2)

## INDIVIDUAL PITCHING

### Most Games Won

Career.....	6 (Dave Stewart)
Series.....	2 (five times, last: Dave Stewart, 1990)

### Most Games Lost

Career.....	3 (Ken Holtzman)
Series.....	2 (Mike Moore, 1992)
	2 (Ken Holtzman, 1975)



## Most Saves

Career.....	10 (Dennis Eckersley)
Series.....	4 (Dennis Eckersley, 1988)

## Lowest Earned Run Average

Career (min. 10.0 ip).....	0.40 (John Odum)
Series.....	0.00 (John Odum, 1972, 14.0 ip)

## Most Games

Career.....	14 (Dennis Eckersley)
Series.....	4 (four times, last: Joe Kennedy, 2006)

## Most Games Started

Career.....	8 (Dave Stewart)
Series.....	2 (11 times, last: Mike Moore and Dave Stewart, 1992)

## Most Complete Games

Career.....	2 (Jim Hunter and Ken Holtzman)
Series.....	1 (seven times, last: Dave Stewart, 1992 Game 5)

## Most Innings Pitched

Career.....	62.0 (Dave Stewart)
Series.....	16.2 (Dave Stewart, 1992)
Game.....	11.0 (Ken Holtzman, 1973 Game 3)

## Most Hits

Career.....	44 (Dave Stewart)
Series.....	14 (Dave Stewart, 1992)
Game.....	9 (Esteban Loaiza, 2006 Game 2)
Game, Fewest.....	2 (Vida Blue, 1974 Game 3)

## Most Runs

Career.....	16 (Vida Blue)
	16 (Jim Hunter)
Series.....	9 (Mike Moore, 1992)
Game.....	7 (Esteban Loaiza, 2006 Game 2)

## Most Earned Runs

Career.....	16 (Vida Blue)
	16 (Jim Hunter)
Series.....	8 (Mike Moore, 1992)
	8 (Vida Blue, 1973)
Game.....	7 (Esteban Loaiza, 2006 Game 2)

## Most Walks

Career.....	17 (Dave Stewart)
Series.....	6 (four times, last: Dave Stewart, 1992)
Game.....	6 (Matt Keough, 1981 Game 3)
	6 (Diego Segui, 1971 Game 3)

## Most Strikeouts

Career.....	31 (Dave Stewart)
Series.....	11 (Dave Stewart, 1988)
Game.....	8 (Vida Blue, 1971 Game 1)

## Most Home Runs

Career.....	9 (Jim Hunter)
Series.....	4 (Jim Hunter, 1971)
Game.....	4 (Jim Hunter, 1971 Game 2)

## TEAM GAME

### Batting

At Bats.....	42 (1992 Game 4)
Runs.....	10 (1988 Game 3)
Runs, Inning.....	7 (1990 Game 1, 9th inn.)
Hits.....	15 (1988 Game 3)
Doubles.....	5 (1975 Game 2)
	5 (1971 Game 1)
Triples.....	1 (six times, last: 1992 Game 2)
Home Runs.....	4 (1988 Game 3)
	4 (1973 Game 2)
Home Runs, Inning.....	2 (four times, last: 1992 Game 1)
Home Runs, Back-to-Back.....	Joe Rudi and Sal Bando (1973 Game 2)
	Mark McGwire and Terry Steinbach (1992 Game 1)
Total Bases.....	30 (1988 Game 3)
Extra Base Hits.....	7 (1988 Game 3)
Runs Batted In.....	10 (1988 Game 3)
Walks.....	11 (1974 Game 4)
Strikeouts.....	14 (1972 Game 3)
Stolen Bases.....	6 (1992 Game 2)
	6 (1989 Game 2)

### Pitching

Hits.....	19 (1981 Game 2)
Runs.....	13 (1981 Game 2)
Runs, Inning.....	7 (1981 Game 2, 4th inn.)
Earned Runs.....	13 (1981 Game 2)
Walks.....	9 (1971 Game 3)
Strikeouts.....	10 (2006 Game 4)
Home Runs.....	4 (1971 Game 2)

## TEAM MISCELLANEOUS

Consecutive Wins.....	7 (Oct. 7, 1989 to Oct. 7, 1992)
Consecutive Losses.....	6 (Oct. 4, 1975 to Oct. 15, 1981)
Shutouts.....	4
	1972 Game 2 (5-0; Odum)
	1973 Game 5 (3-0; Hunter)
	1974 Game 2 (5-0; Holtzman)
	1974 Game 3 (1-0; Blue)
Longest Nine Inning Game.....	3:42 (1990 Game 2)
Longest Extra Inning Game.....	4:25 (1992 Game 4, 11 inn.)
Fastest Game.....	1:57 (1974 Game 3)
Extra Inning Games.....	4
	1972 Game 1 (3-2, 11 inn.)
	1972 Game 4 (3-4, 10 inn.)
	1973 Game 3 (2-1, 11 inn.)
	1992 Game 4 (6-7, 11 inn.)
Margin of Victory.....	8 (1990 Game 1, 9-1)
Margin of Defeat.....	10 (1981 Game 2, 3-13)
Largest Deficit Overcome to Win.....	5 (1988 Game 3)
Largest Deficit Surrendered to Lose.....	5 (1992 Game 4)
Left On Base, Game.....	12 (1990 Game 2)
Double Plays Turned, Game.....	4 (1975 Game 2)
Errors, Series.....	7 (1992)
Errors, Game.....	4 (1975 Game 1)

# WORLD SERIES RECORDS

## INDIVIDUAL BATTING

### Highest Batting Average

Career (min. 25 pa).....412 (Rickey Henderson)  
Series (min. 10 pa).....474 (Rickey Henderson, 1989)

### Highest Slugging Percentage

Career (min. 25 pa).....794 (Rickey Henderson)  
Series (min. 10 pa).....923 (Dave Henderson, 1989)

### Highest On-Base Percentage

Career (min. 25 pa).....487 (Rickey Henderson)  
Series (min. 10 pa).....591 (Mickey Cochrane, 1929)

### Most Games Played

Career.....20 (Frank Baker)  
20 (Jack Barry)  
20 (Eddie Collins)

### Most At Bats

Career.....82 (Frank Baker)  
Series.....31 (Bert Campaneris, 1973)  
Game.....6 (five times, last: Rickey Henderson, 1989 Game 4)

### Most Runs

Career.....15 (Frank Baker)  
Series.....7 (Frank Baker, 1911)  
Game.....4 (Carney Lansford, 1989 Game 3)

### Most Hits

Career.....31 (Frank Baker)  
Series.....9 (nine times, last: Rickey Henderson, 1989)  
Game.....4 (Dave Henderson, 1988 Game 4)  
4 (Reggie Jackson, 1973 Game 2)  
4 (Danny Murphy, 1911 Game 6)  
Hitting Streak, Series.....6 (Jimmie Foxx, Oct. 1-8, 1930)  
Hitting Streak, Career.....  
8 (Jimmie Foxx, October 1, 1930 to October 2, 1931)  
8 (Jack Barry, October 17, 1911 to October 10, 1913)

### Most Doubles

Career.....9 (Jack Barry)  
Series.....4 (Jack Barry, 1911)  
4 (Eddie Collins, 1910)  
Game.....2 (13 times, last: Rickey Henderson, 1990 Game 1)

### Most Triples

Career.....2 (Rickey Henderson)  
2 (Eddie Collins)  
Series.....2 (Rickey Henderson, 1989)  
2 (Eddie Collins, 1913)  
Game.....1 (14 times, last: Rickey Henderson, 1989 Game 4)

### Most Home Runs

Career.....6 (Al Simmons)  
Series.....4 (Gene Tenace, 1972)  
Game.....2 (Dave Henderson, 1989 Game 3)  
2 (Gene Tenace, 1972 Game 1)  
Grand Slams.....Jose Canseco, 1988 Game 1  
Pinch Hit.....none  
Inside The Park.....Mule Haas, 1929 Game 4  
Leadoff.....Rickey Henderson, 1989 Game 4  
Game Ending.....Mark McGwire, 1988 Game 3

## Most RBI

Career.....18 (Frank Baker)  
Series.....9 (Gene Tenace, 1972)  
9 (Danny Murphy, 1910)  
Game.....4 (Dave Henderson, 1989 Game 3)  
4 (Jose Canseco, 1988 Game 1)  
4 (Al Simmons, 1929 Game 2)  
4 (Wally Schang, 1913 Game 4)

## Most Total Bases

Career.....47 (Frank Baker)  
Series.....21 (Gene Tenace, 1972)  
Game.....10 (Dave Henderson, 1989 Game 3)

## Most Extra Base Hits

Career.....11 (Al Simmons)  
Series.....5 (Gene Tenace, 1972)  
5 (Reggie Jackson, 1973)  
Game.....3 (Dave Henderson, 1989 Game 3)

## Most Walks

Career.....17 (Mickey Cochrane)  
Series.....11 (Gene Tenace, 1973)  
Game.....3 (Gene Tenace, 1973 Game 5)  
3 (Gene Tenace, 1973 Game 2)  
3 (Mickey Cochrane, 1929 Game 2)

## Most Strikeouts

Career.....17 (Sal Bando)  
Series.....9 (Dib Williams, 1931)  
Game.....3 (seven times, last: Dave Stewart, 1988 Game 1)

## Most Stolen Bases

Career.....10 (Eddie Collins)  
Series.....4 (Eddie Collins, 1910)  
Game.....2 (four times, last: Rickey Henderson, 1989 Game 3)

## INDIVIDUAL PITCHING

### Most Games Won

Career.....6 (Chief Bender)  
Series.....3 (Jack Coombs, 1910)

### Most Games Lost

Career.....5 (Eddie Plank)  
Series.....2 (Dave Stewart, 1990)  
2 (Storm Davis, 1988)  
2 (George Earnshaw, 1931)  
2 (Eddie Plank, 1905)

### Most Saves

Career.....6 (Rollie Fingers)  
Series.....2 (four times, last: Rollie Fingers, 1974)

### Lowest Earned Run Average

Career (min 10.0 ip).....1.32 (Eddie Plank)  
Series (min 10.0 ip).....0.00 (Darold Knowles, 1973, 6.1 ip)  
0.00 (Lefty Grove, 1929, 6.1 ip)  
0.00 (Rube Walberg, 1929, 6.1 ip)

### Most Games

Career.....16 (Rollie Fingers, 1973)  
Series.....7 (Darold Knowles, 1973)

### Most Games Started

Career.....	10 (Chief Bender)
Series .....	3 (six times, last: Ken Holtzman, 1973)

### Most Complete Games

Career.....	9 (Chief Bender)
Series .....	3 (Chief Bender, 1911)
	3 (Jack Coombs, 1910)

### Most Innings Pitched

Career.....	85.0 (Chief Bender)
Series .....	27.0 (Jack Coombs, 1910)
Game .....	11.0 (Joe Bush, 1914 Game 3)
	11.0 (Jack Coombs, 1911 Game 3)

### Most Hits

Career.....	64 (Chief Bender)
Series .....	28 (Lefty Grove, 1931)
Game .....	12 (Lefty Grove, 1931 Game 1)
Game, Fewest .....	2 (George Earnshaw, 1931 Game 4)
	2 (Eddie Plank, 1913 Game 5)

### Most Runs

Career.....	28 (Chief Bender)
Series .....	10 (Storm Davis, 1988)
	10 (Jack Coombs, 1910)
Game .....	9 (Andy Coakley, 1905 Game 3)

### Most Earned Runs

Career.....	23 (Chief Bender)
Series .....	10 (Storm Davis, 1988)
	10 (Jack Coombs, 1910)
Game .....	6 (Storm Davis, 1988 Game 2)
	6 (Chief Bender, 1914 Game 1)

### Most Walks

Career.....	21 (Chief Bender)
Series .....	14 (Jack Coombs, 1910)
Game .....	9 (Jack Coombs, 1910 Game 2)

### Most Strikeouts

Career.....	59 (Chief Bender)
Series .....	20 (George Earnshaw, 1931)
	20 (Chief Bender, 1911)
Game .....	13 (Howard Ehmke, 1929 Game 1)

### Most Home Runs

Career.....	4 (Vida Blue)
	4 (Jim Hunter)
Series .....	3 (Storm Davis, 1988)
Game .....	2 (four times, last: Mike Moore, 1990 Game 3)

## TEAM GAME

### Batting

At Bats.....	47 (1973 Game 2)
Runs .....	13 (1989 Game 3)
	13 (1911 Game 6)
Runs, Inning.....	10 (1929 Game 4, 7th inn.)
Hits .....	15 (1929 Game 4)
	15 (1910 Game 3)
Doubles .....	7 (1911 Game 4)

Triples.....	3 (1973 Game 2)
Home Runs.....	5 (1989 Game 3)
Home Runs, Inning.....	2 (1989 Game 3, 5th inn.)
	2 (1989 Game 3, 4th inn.)
	2 (1973 Game 7, 3rd inn.)
	2 (1929 Game 4, 7th inn.)
Home Runs, Back-to-Back .....	none
Total Bases .....	31 (1989 Game 3)
Extra Base Hits .....	7 (1989 Game 3)
	7 (1973 Game 2)
	7 (1930 Game 6)
	7 (1911 Game 4)
Runs Batted In.....	12 (1989 Game 3)
Walks .....	7 (four times, last: 1989 Game 4)
Strikeouts .....	15 (1973 Game 2)
Stolen Bases.....	4 (1910 Game 5)

### Pitching

Hits .....	15 (1973 Game 2)
Runs .....	10 (1973 Game 2)
Runs, Inning.....	7 (1990 Game 3, 3rd inn.)
Earned Runs.....	8 (1972 Game 6)
Walks .....	9 (1910 Game 2)
Strikeouts .....	14 (1972 Game 3)
Home Runs.....	2 (eight times, last: 1990 Game 3)

## TEAM MISCELLANEOUS

Consecutive Wins.....	4 (October 14 to 28, 1989)
	4 (October 12, 1929 to October 2, 1930)
Consecutive Losses.....	4 (October 16, 1990 to present)
	4 (October 9 to 13, 1914)
Shutouts .....	4
	1989 Game 1 vs. San Francisco (5-0; Stewart)
	1931 Game 4 vs. St. Louis (3-0; Earnshaw)
	1930 Game 5 at St. Louis (2-0; Earnshaw and Grove)
	1905 Game 2 at New York (3-0; Bender)
Margin of Victory .....	11 (1911 Game 6, 13-2)
Margin of Defeat .....	9 (1905 Game 3, 0-9)
Largest Deficit Overcome to Win.....	8 (1929 Game 4)
Largest Deficit Surrendered to Lose .....	3 (1911 Game 5)
Longest Nine Inning Game .....	3:30 (1989 Game 3)
Longest Extra Inning Game .....	4:13 (1973 Game 2, 12 inn.)
Fastest Game.....	1:35 (1905 Game 5)
Extra Inning Games.....	8
	1990 Game 2 at Cincinnati (4-5, 10 inn.)
	1973 Game 3 at New York (3-2, 11 inn.)
	1973 Game 2 vs. New York (7-10, 12 inn.)
	1914 Game 3 at Boston (4-5, 12 inn.)
	1913 Game 2 vs. New York (0-3, 10 inn.)
	1911 Game 5 at New York (3-4, 10 inn.)
	1911 Game 3 at New York (3-2, 11 inn.)
	1910 Game 4 at Chicago (3-4, 10 inn.)
Left on Base, Nine Inning Game .....	11 (1990 Game 1)
	11 (1930 Game 3)
Left on Base, Extra Inning Game .....	12 (1973 Game 2, 12 inn.)
Double Plays Turned, Game.....	4 (1914 Game 1)
	4 (1973 Game 4)
Errors, Series.....	11 (1910)
	11 (1911)
Errors, Game.....	5 (1973 Game 2)
	5 (1911 Game 6)

# POSTSEASON RECORDS

## INDIVIDUAL BATTING

### Highest Batting Average

Career (min. 50 pa).....	.378 (Frank Baker, 1910-11, 13-14)
Season (min. 20 pa).....	.450 (Frank Baker, 1913)
Single Series (min. 10 pa).....	.545 (Tony Armas, 1981 ALDS) .545 (Dwayne Murphy, 1981 ALDS)

### Highest Slugging Percentage

Career (min. 50 pa).....	.667 (Al Simmons, 1929-31)
Season (min. 20 pa).....	.941 (Rickey Henderson, 1989)
Single Series (min. 10 pa).....	1.200 (Frank Thomas, 2006 ALDS)

### Highest On-Base Percentage

Career (min. 50 pa).....	.436 (Rickey Henderson, 1981, 89-90, 92)
Season (min. 20 pa).....	.591 (Mickey Cochrane, 1929)
Single Series (min. 10 pa).....	.611 (Marcus Semien, 2020 ALDS)

### Most Games Played

Career.....	39 (Sal Bando, 1971-75)
Season.....	12 (12 times, last: seven players in 1973)

### Most At Bats

Career.....	144 (Bert Campaneris, 1971-75)
Season.....	52 (Bert Campaneris, 1973)
Series.....	31 (Bert Campaneris, 1973 WS)
Game.....	6 (nine times, last: Coco Crisp, 2014 ALWC, 12 inn.)

### Most Runs

Career.....	23 (Rickey Henderson, 1981, 89-90, 92)
Season.....	12 (Rickey Henderson, 1989)
Series.....	8 (Rickey Henderson, 1989 ALCS)
Game.....	4 (Carney Lansford, 1989 WS Game 3)

### Most Hits

Career.....	37 (Rickey Henderson, 1981, 89-90, 92)
Season.....	16 (Bert Campaneris, 1973)
Series.....	11 (Harold Baines, 1992 ALCS)
Game.....	4 (11 times, last: Coco Crisp, 2013 ALDS Game 4)
Hitting Streak, Season.....	8 (Bert Campaneris, Oct. 6-16, 1973)
	8 (Rickey Henderson, October 4-28, 1989)
Hitting Streak, Career.....	15 (Rickey Henderson, October 4, 1989-October 19, 1990)

### Most Doubles

Career.....	9 (Jack Barry, 1910-11, 13-14)
	9 (Dave Henderson, 1988-90)
Season.....	5 (Dave Henderson, 1989)
Series.....	4 (four times, last: Marco Scutaro, 2006 ALDS)
Game.....	2 (27 times, last: Coco Crisp, 2013 ALDS Game 3)

### Most Triples

Career.....	4 (Rickey Henderson, 1981, 89-90, 92)
Season.....	3 (Rickey Henderson, 1989)
Series.....	2 (Rickey Henderson, 1989 WS)
	2 (Eddie Collins, 1913 WS)
Game.....	1 (26 times, last: Coco Crisp, 2013 ALDS Game 4)

### Most Home Runs

Career.....	7 (Jose Canseco, 1988-90)
Season.....	4 (Jose Canseco, 1988)
	4 (Gene Tenace, 1972)
Series.....	4 (Gene Tenace, 1972 WS)
Game.....	2 (10 times, last: Ramón Laureano, 2020 ALDS Game 4)

Grand Slams.....	Jose Canseco, 1988 WS Game 1
Pinch Hit.....	none
Inside The Park.....	Mark Kotsay, 2006 ALDS Game 2
	Ray Durham, 2002 ALDS Game 3
	Mule Haas, 1929 WS Game 4
Leadoff.....	4 times, last: Coco Crisp, 2012 ALDS Game 1
Game Ending.....	Mark McGwire, 1988 WS Game 3
	Bert Campaneris, 1973 ALCS Game 3

### Most RBI

Career.....	18 (Frank Baker, 1910-11, 13-14)
	18 (Jose Canseco, 1988-90)
Season.....	10 (Gene Tenace, 1972)
Single Series.....	9 (Gene Tenace, 1972 WS)
	9 (Danny Murphy, 1910 WS)
Game.....	5 (Brandon Moss, 2014 ALWC)

### Most Total Bases

Career.....	63 (Rickey Henderson, 1981, 89-90, 92)
Season.....	32 (Rickey Henderson, 1989)
Single Series.....	21 (Gene Tenace, 1972 WS)
Game.....	10 (Dave Henderson, 1989 WS Game 3)
	10 (Milton Bradley, 2006 ALCS Game 2)

### Most Extra Base Hits

Career.....	14 (Rickey Henderson, 1981, 89-90, 92)
Season.....	8 (Dave Henderson, 1989)
	8 (Rickey Henderson, 1989)
Single Series.....	5 (four times, last: Ray Durham, 2002 ALDS)
Game.....	3 (Dave Henderson, 1989 WS Game 3)

### Most Walks

Career.....	29 (Gene Tenace, 1971-75)
Season.....	13 (Gene Tenace, 1973)
Single Series.....	11 (Gene Tenace, 1973 WS)
Game.....	3 (nine times, last: Coco Crisp, 2013 ALDS Game 1)

### Most Strikeouts

Career.....	31 (Gene Tenace, 1971-75)
Season.....	14 (Dave Henderson, 1988)
Single Series.....	13 (Brandon Moss, 2013 ALDS)
Game.....	4 (Khrist Davis, 2020 ALDS Game 4)
	4 (Stephen Drew, 2012 ALDS Game 5)
	4 (Ben Grieve, 2000 ALDS Game 5)

### Most Stolen Bases

Career.....	22 (Rickey Henderson, 1981, 89-90, 92)
Season.....	11 (Rickey Henderson, 1989)
Single Series.....	8 (Rickey Henderson, 1989 ALCS)
Game.....	4 (Rickey Henderson, 1989 ALCS Game 2)

## INDIVIDUAL PITCHING

### Most Games Won

Career.....	8 (Dave Stewart, 1988-90, 92)
Season.....	4 (Dave Stewart, 1989)
Single Series.....	3 (Jack Coombs, 1910 WS)

### Most Games Lost

Career.....	5 (Vida Blue, 1971-75)
	5 (Eddie Plank, 1905, 10-11, 13-14)
Season.....	2 (nine times, last: Jarrod Parker, 2012)
Single Series.....	2 (seven times, last: Jarrod Parker, 2012 ALDS)

### Most Saves

Career..... 11 (Dennis Eckersley, 1988-90, 92)  
Season..... 4 (Dennis Eckersley, 1988, 1989)  
Single Series..... 4 (Dennis Eckersley, 1988 ALCS)

### Lowest Earned Run Average

Career (min. 20.0 ip)..... 1.13 (John Odom, 1972-74)  
Season (min. 10.0 ip)..... 0.71 (John Odom, 1972)  
Single Series..... 0.00 (John Odom, 1972 ALCS, 14.0 ip)

### Most Games

Career..... 27 (Rollie Fingers, 1971-75)  
Season..... 9 (Rollie Fingers, 1972, 1973)  
Single Series..... 7 (Darrold Knowles, 1973 WS)

### Most Games Started

Career..... 14 (Dave Stewart, 1988-90, 92)  
Season..... 4 (eight times, last: Dave Stewart, 1990)  
Single Series..... 3 (six times, last: Ken Holtzman, 1973 WS)

### Most Complete Games

Career..... 9 (Chief Bender, 1905, 10-11, 13-14)  
Season..... 3 (Jack Coombs, 1910)  
..... 3 (Chief Bender, 1911)  
Single Series..... 3 (Jack Coombs, 1910 WS)  
..... 3 (Chief Bender, 1911 WS)

### Most Innings Pitched

Career..... 105.1 (Dave Stewart, 1988-90, 92)  
Season..... 32.0 (Dave Stewart, 1989)  
Single Series..... 27.0 (Jack Coombs, 1910 WS)  
Game..... 11.0 (3 times, last: Ken Holtzman, 1973 ALCS Game 3)

### Most Hits

Career..... 76 (Dave Stewart, 1988-90, 92)  
Season..... 28 (Lefty Grove, 1931)  
Single Series..... 28 (Lefty Grove, 1931 WS)  
Game..... 12 (Lefty Grove, 1931 WS Game 1)  
Game, Fewest..... 2 (3 times, last: Vida Blue, 1974 ALCS Game 3)

### Most Runs

Career..... 31 (Vida Blue, 1971-75)  
Season..... 14 (Vida Blue, 1973)  
Single Series..... 11 (Tim Hudson, 2002 ALDS)  
Game..... 9 (Andy Coakley, 1905 WS Game 3)

### Most Earned Runs

Career..... 31 (Vida Blue, 1971-75)  
Season..... 14 (Vida Blue, 1973)  
Single Series..... 10 (Storm Davis, 1988 WS)  
..... 10 (Jack Coombs, 1910 WS)  
Game..... 7 (Esteban Loaiza, 2006 ALCS Game 2)

### Most Walks

Career..... 30 (Dave Stewart, 1988-90, 92)  
Season..... 14 (Jack Coombs, 1910)  
Single Series..... 14 (Jack Coombs, 1910 WS)  
Game..... 9 (Jack Coombs, 1910 WS Game 2)

### Most Strikeouts

Career..... 59 (Chief Bender, 1905, 10-11, 13-14)  
Season..... 23 (Dave Stewart, 1989)  
Single Series..... 20 (George Earnshaw, 1931 WS)  
..... 20 (Chief Bender, 1911 WS)  
Game..... 13 (Howard Ehmke, 1929 WS Game 1)

### Most Home Runs

Career..... 13 (Jim Hunter, 1971-74)  
Season..... 4 (five times, last: Jesús Luzardo, 2020)  
Single Series..... 4 (Jim Hunter, 1971 ALCS)  
Game..... 4 (Jim Hunter, 1971 ALCS Game 2)

### TEAM GAME

#### Batting

At Bats..... 47 (2014 ALWC, 12 innings)  
..... 47 (1973 WS Game 2)  
Runs..... 13 (1989 WS Game 3)  
..... 13 (1911 WS Game 6)  
Runs, Inning..... 10 (1929 WS Game 4, 7th inn.)  
Hits..... 15 (three times, last: 1988 ALCS Game 3)  
Doubles..... 7 (1911 WS Game 4)  
Triples..... 3 (1973 WS Game 2)  
Home Runs..... 5 (2020 ALDS Game 3)  
..... 5 (1989 WS Game 3)  
Home Runs, Inning..... 2 (10 times, last:  
..... 2013 ALDS Game 3, 5th inn.)  
Home Runs, Back-to-Back..... 3 times, last:  
..... Ray Durham and Scott Hatteberg, 2002 ALDS Game 3  
Total Bases..... 31 (1989 WS Game 3)  
Extra Base Hits..... 7 (seven times, last: 2020 ALDS Game 3)  
Runs Batted In..... 12 (1989 WS Game 3)  
Walks..... 11 (1974 ALCS Game 4)  
Strikeouts..... 16 (2013 ALDS Game 1)  
Stolen Bases..... 6 (1992 ALCS Game 2)  
..... 6 (1989 ALCS Game 2)

#### Pitching

Hits..... 19 (1981 ALCS Game 2)  
Runs..... 13 (1981 ALCS Game 2)  
Runs, Inning..... 7 (3 times, last: 2002 Game 4, 4th inn.)  
Earned Runs..... 13 (1981 ALCS Game 2)  
Walks..... 9 (1971 ALCS Game 3)  
..... 9 (1910 WS Game 2)  
Strikeouts..... 14 (1972 WS Game 3)  
Home Runs..... 4 (2020 ALDS Game 4)  
..... 4 (2019 ALWC)  
..... 4 (1971 ALCS Game 2)

### TEAM MISCELLANEOUS

Consecutive Wins..... 10 (October 7, 1989-October 10, 1990)  
Consecutive Losses..... 6 (October 8, 2013-September 29, 2020)  
..... 6 (October 10, 2006-October 7, 2012)  
Shutouts..... 12 times, last:  
..... 2013 ALDS Game 2 (1-0; Gray, Balfour)  
Longest Nine Inning Game..... 4:13 (2001 ALDS Game 4)  
Longest Extra Inning Game..... 4:45 (2014 ALWC, 12 inn.)  
Fastest Game..... 1:35 (1905 WS Game 5)  
Extra Inning Games..... 15 times, last: 2014 ALWC (8-9, 12 inn.)  
Margin of Victory..... 11 (1911 WS Game 6, 13-2)  
Margin of Defeat..... 10 (1981 ALCS Game 2, 3-13)  
Largest Deficit Overcome to Win..... 8 (1929 WS Game 4)  
Largest Lead Surrendered to Lose..... 5 (1992 ALCS Game 4)  
Left On Base, Game..... 12 (five times, last: 20202 ALWC Game 3)  
Double Plays Turned, Game... 4 (3 times, last: 1975 ALCS Game 2)  
Errors, Series..... 11 (1910, 1911)  
Errors, Game..... 5 (1973 WS Game 2)  
..... 5 (1911 WS Game 6)

# POSTSEASON CAREER LEADERS

## INDIVIDUAL BATTING

### Batting Average (min. 50 pa)

1. Frank Baker.....	378
2. Harold Baines.....	370
3. Eddie Collins.....	347
4. Jimmie Foxx.....	344
5. Rickey Henderson.....	333
Al Simmons.....	333

### At Bats

1. Bert Campaneris.....	144
2. Sal Bando.....	142
3. Joe Rudi.....	140
4. Reggie Jackson.....	118
5. Mark McGwire.....	114

### Triples

1. Rickey Henderson.....	4
2. Eddie Collins.....	2
3. 19 players tied.....	1

### Extra Base Hits

1. Rickey Henderson.....	14
2. Reggie Jackson.....	13
Dave Henderson.....	13
4. Sal Bando.....	12
5. Al Simmons.....	11

### Slugging Pct. (min. 50 pa)

1. Al Simmons.....	.667
2. Jimmie Foxx.....	.609
3. Frank Baker.....	.573
4. Rickey Henderson.....	.568
5. Harold Baines.....	.565

### Runs

1. Rickey Henderson.....	23
2. Sal Bando.....	20
3. five players tied.....	15

### Home Runs

1. Jose Canseco.....	7
2. Al Simmons.....	6
3. Sal Bando.....	5
Reggie Jackson.....	5
5. seven players tied.....	4

### Walks

1. Gene Tenace.....	29
2. Rickey Henderson.....	20
3. Jose Canseco.....	17
Mickey Cochrane.....	17
5. two players tied.....	16

### On-Base Pct. (min. 50 pa)

1. Rickey Henderson.....	.436
2. Jimmie Foxx.....	.425
3. Harold Baines.....	.408
4. Mickey Cochrane.....	.408
5. Frank Baker.....	.402

### Hits

1. Rickey Henderson.....	37
2. Joe Rudi.....	36
3. Bert Campaneris.....	35
4. Sal Bando.....	34
Carney Lansford.....	34

### Runs Batted In

1. Jose Canseco.....	18
Frank Baker.....	18
3. Al Simmons.....	17
4. three players tied.....	15

### Strikeouts

1. Gene Tenace.....	31
2. Sal Bando.....	29
3. Reggie Jackson.....	27
Dave Henderson.....	27
Mark McGwire.....	27

### Games

1. Sal Bando.....	39
2. Joe Rudi.....	38
3. Gene Tenace.....	37
4. Bert Campaneris.....	36
Dick Green.....	36

### Doubles

1. Dave Henderson.....	9
Jack Barry.....	9
3. five players tied.....	7

### Total Bases

1. Rickey Henderson.....	63
2. Sal Bando.....	57
3. Reggie Jackson.....	56
4. Joe Rudi.....	53
5. Bert Campaneris.....	50

### Stolen Bases

1. Rickey Henderson.....	22
2. Bert Campaneris.....	10
Eddie Collins.....	10
4. Willie Wilson.....	7
5. Jose Canseco.....	5

## INDIVIDUAL PITCHING

### Wins

1. Dave Stewart.....	8
2. Jim Hunter.....	7
3. Chief Bender.....	6
Ken Holtzman.....	6
5. five players tied.....	4

### ERA (min. 20 ip)

1. John Odom.....	1.13
2. Eddie Plank.....	1.32
3. George Earnshaw.....	1.58
4. Lefty Grove.....	1.75
5. Rollie Fingers.....	2.22

### Complete Games

1. Chief Bender.....	9
2. Eddie Plank.....	6
3. George Earnshaw.....	5
4. Jack Coombs.....	4
Lefty Grove.....	4

### Strikeouts

1. Chief Bender.....	59
2. George Earnshaw.....	56
3. Dave Stewart.....	55
4. Jim Hunter.....	49
5. Vida Blue.....	47

### Losses

1. Eddie Plank.....	5
Vida Blue.....	5
3. Chief Bender.....	4
Rollie Fingers.....	4
Ken Holtzman.....	4

### Games

1. Rollie Fingers.....	27
2. Dennis Eckersley.....	20
3. Rick Honeycutt.....	18
4. Vida Blue.....	17
5. Jim Hunter.....	14
Dave Stewart.....	14

### Innings Pitched

1. Dave Stewart.....	105.1
2. Jim Hunter.....	88.1
3. Chief Bender.....	85.0
4. Ken Holtzman.....	70.1
5. Vida Blue.....	64.2

### Winning Pct. (min. 3 dec)

1. Jack Coombs.....	1.000 (4-0)
2. Jim Hunter.....	.778 (7-2)
3. John Odom.....	.750 (3-1)
4. Dave Stewart.....	.727 (8-3)
5. Lefty Grove.....	.714 (5-2)

### Saves

1. Dennis Eckersley.....	11
2. Rollie Fingers.....	8
3. Jason Isringhausen.....	3
4. Vida Blue.....	2
Grant Balfour.....	2
Darold Knowles.....	2
Huston Street.....	2

### Games Started

1. Dave Stewart.....	14
2. Jim Hunter.....	12
Ken Holtzman.....	12
4. Chief Bender.....	10
Vida Blue.....	10

### Walks

1. Dave Stewart.....	30
2. Jim Hunter.....	26
3. Vida Blue.....	23
4. Chief Bender.....	21
5. Jack Coombs.....	20

# POSTSEASON SINGLE GAME BESTS

## INDIVIDUAL BATTING

### Runs

- 4 Carney Lansford, 1989 WS Game 3 at San Francisco
- 3 10 times, last: Coco Crisp, 2013 ALDS Game 4 at Det.

### Hits

- 4 Coco Crisp, 2013 ALDS Game 4 at Detroit
- 4 Milton Bradley, 2006 ALCS Game 2 vs. Detroit
- 4 Jason Giambi, 2001 ALDS Game 5 at New York
- 4 Miguel Tejada, 2001 ALDS Game 4 vs. New York
- 4 Johnny Damon, 2001 ALDS Game 1 at New York
- 4 Jerry Browne, 1992 ALCS Game 5 vs. Toronto
- 4 Dave Henderson, 1988 WS Game 4 vs. Los Angeles
- 4 Tony Armas, 1981 ALDS Game 2 at Kansas City
- 4 Sal Bando, 1975 ALCS Game 2 at Boston
- 4 Reggie Jackson, 1973 WS Game 2 vs. New York
- 4 Danny Murphy, 1911 WS Game 6 vs. New York

### Doubles

- 2 27 times, last: Coco Crisp, 2013 ALDS Game 3 at Det.

### Triples

- 1 26 times, last: Coco Crisp, 2013 ALDS Game 4 at Det.

### Home Runs

- 2 Ramón Laureano, 2020 ALDS Game 4 vs. Houston\*
- 2 Brandon Moss, 2014 ALWC at Kansas City
- 2 Milton Bradley, 2006 ALCS Game 2 vs. Detroit
- 2 Frank Thomas, 2006 ALDS Game 1 at Minnesota
- 2 Terrence Long, 2001 ALDS Game 1 at New York
- 2 Dave Henderson, 1989 WS Game 3 at San Francisco
- 2 Rickey Henderson, 1989 ALCS Game 4 at Toronto
- 2 Sal Bando, 1973 ALCS Game 2 at Baltimore
- 2 Gene Tenace, 1972 WS Game 1 at Cincinnati
- 2 Reggie Jackson, 1971 ALCS Game 3 vs. Baltimore

## INDIVIDUAL PITCHING

### Innings Pitched

- 11.0 Ken Holtzman, 1973 ALCS Game 3 vs. Baltimore
- 11.0 Joe Bush, 1914 WS Game 3 at Boston
- 11.0 Jack Coombs, 1911 WS Game 3 at New York
- 10.0 Eddie Plank, 1913 WS Game 2 vs. New York
- 9.2 Chief Bender, 1910 WS Game 4 at Chicago

### Hits

- 12 Lefty Grove, 1931 WS Game 1 at St. Louis
- 11 Lefty Grove, 1931 WS Game 3 vs. St. Louis
- 11 Chief Bender, 1913 WS Game 1 at New York
- 10 four times, last: Bartolo Colón, 2013 ALDS Game 1 vs. Detroit

### Runs

- 9 Andy Coakley, 1905 WS Game 3 vs. New York
- 7 Esteban Loaiza, 2006 ALCS Game 2 vs. Detroit
- 7 Tim Hudson, 2002 ALDS Game 4 at Minnesota
- 6 10 times, last: Jon Lester, 2014 ALWC at Kansas City

### Runs Batted In

- 5 Brandon Moss, 2014 ALWC at Kansas City
- 4 Ramón Laureano, 2020 ALDS Game 4 vs. Houston\*
- 4 Chad Pinder, 2020 ALDS Game 3 vs. Houston\*
- 4 Milton Bradley, 2006 ALCS Game 2 vs. Detroit
- 4 Marco Scutaro, 2006 ALDS Game 3 vs. Minnesota
- 4 Dave Henderson, 1989 WS Game 3 at San Francisco
- 4 Rickey Henderson, 1989 ALCS Game 4 at Toronto
- 4 Jose Canseco, 1988 WS Game 1 at Los Angeles
- 4 Al Simmons, 1929 WS Game 2 at Chicago
- 4 Wally Schang, 1913 WS Game 4 vs. New York

### Total Bases

- 10 Milton Bradley, 2006 ALCS Game 2 vs. Detroit
- 10 Dave Henderson, 1989 WS Game 3 at San Francisco
- 9 Frank Thomas, 2006 ALDS Game 1 at Minnesota
- 9 Reggie Jackson, 1971 ALCS Game 3 vs. Baltimore
- 8 seven times, last: Ramón Laureano, 2020 ALDS Game 4 vs. Houston\*

### Extra Base Hits

- 3 Dave Henderson, 1989 WS Game 3 at San Francisco
- 2 48 times, last: Ramón Laureano, 2020 ALDS Game 4 vs. Houston\*

### Walks

- 3 nine times, last: Coco Crisp, 2013 ALDS Game 1 vs. Detroit

### Strikeouts

- 4 Khris Davis, 2020 ALDS Game 4 vs. Houston\*
- 4 Stephen Drew, 2012 ALDS Game 5 vs. Detroit
- 4 Ben Grievie, 2000 ALDS Game 5 vs. New York
- 3 35 times, last: Chad Pinder, 2020 ALDS Game 4 vs. Houston\*

### Stolen Bases

- 4 Rickey Henderson, 1989 ALCS Game 2 vs. Toronto
- 3 Willie Wilson, 1992 ALCS Game 2 at Toronto
- 2 13 times, last: Yoenis Céspedes, 2012 ALDS Game 2 at Detroit

\*indicates game at Dodger Stadium

### Walks

- 9 Jack Coombs, 1910 WS Game 2 vs. Chicago
- 6 Matt Keough, 1981 ALCS Game 3 vs. New York
- 6 Diego Segui, 1971 ALCS Game 3 vs. Baltimore
- 5 five times, last: Rich Harden, 2006 ALCS Game 3 at Detroit

### Strikeouts

- 13 Howard Ehmke, 1929 WS Game 1 at Chicago
- 11 John Odom, 1972 WS Game 3 vs. Cincinnati
- 11 Chief Bender, 1911 WS Game 1 at New York
- 10 George Earnshaw, 1929 WS Game 3 vs. Chicago
- 9 five times, last: Sonny Gray, 2013 ALDS Game 2 vs. Detroit



# POSTSEASON SERIES YEAR-BY-YEAR RECAP

## 1905 WORLD SERIES

The A's make their first appearance in the World Series and lose to the New York Giants, four games to one. Three of the losses come against Christy Mathewson who tosses three complete game shutouts. The A's collect just 25 hits in the series for a .161 batting average and score just three runs. Topsy Hartsel paces the A's offense with a .294 batting average and Bris Lord has the only two RBI. The A's use three pitchers in the Series and all toss complete games. Chief Bender makes two starts and has a 1.06 ERA.

The A's lose the first game in Philadelphia, 3-0, as Mathewson tosses a four-hit shutout. Chief Bender returns the favor in the second game of the series as he tosses a four-hit shutout and strikes out nine in a 3-0 A's win at New York. Lord has RBI singles in the third and eighth innings. Mathewson tosses a four-hit shutout in the Giants 9-0 win in Game 3 and Joe McGinnity blanks the A's on five hits in a 1-0 win in Game 4. Eddie Plank allows just four hits in Game 4 and the only run of the game is unearned after a Monte Cross error. Mathewson tossed a six-hit shutout in Game 5 as the Giants clinch the series with a 2-0 win.

### FINAL STATISTICS

PLAYER	AVG	G	AB	R	H	TB	2B	3B	HR	RBI	SH	SF	HP	BB	IBB	SO	SB	CS	DP	E	SLG	OBP
Bender	.000	2	5	0	0	0	0	0	0	0	1	0	0	0	-	1	0	0	0	0	.000	.000
Coakley	.000	1	2	0	0	0	0	0	0	0	0	0	1	0	-	1	0	0	0	0	.000	.333
Cross, L.	.105	5	19	0	2	2	0	0	0	0	0	0	0	1	-	1	0	0	0	1	.105	.150
Cross, M.	.176	5	17	0	3	3	0	0	0	0	0	0	0	0	-	7	0	1	0	2	.176	.176
Davis	.200	5	20	0	4	5	1	0	0	0	0	0	0	0	-	1	0	0	0	0	.250	.200
Hartsel	.294	5	17	1	5	6	1	0	0	0	1	0	0	2	-	1	2	0	0	1	.353	.368
Hoffman	.000	1	1	0	0	0	0	0	0	0	0	0	0	0	-	1	0	0	0	0	.000	.000
Lord	.100	5	20	0	2	2	0	0	0	2	0	0	0	0	-	5	0	0	0	0	.100	.100
Murphy	.188	5	16	0	3	4	1	0	0	0	1	0	0	0	-	2	0	1	1	4	.250	.188
Plank	.167	2	6	0	1	1	0	0	0	0	0	0	0	0	-	2	0	0	1	0	.167	.167
Powers	.143	3	7	0	1	2	1	0	0	0	0	0	0	0	-	0	0	0	0	0	.286	.143
Schreckengost	.222	3	9	2	2	3	1	0	0	0	0	0	0	0	-	0	0	0	0	0	.333	.222
Seybold	.125	5	16	0	2	2	0	0	0	0	0	0	0	2	-	3	0	0	0	0	.125	.222
<b>TOTALS</b>	<b>.161</b>	<b>5</b>	<b>155</b>	<b>3</b>	<b>25</b>	<b>30</b>	<b>5</b>	<b>0</b>	<b>0</b>	<b>2</b>	<b>3</b>	<b>0</b>	<b>1</b>	<b>5</b>	<b>-</b>	<b>25</b>	<b>2</b>	<b>2</b>	<b>2</b>	<b>8</b>	<b>.194</b>	<b>.193</b>

PITCHER	W	L	ERA	G	GS	CG	GF	SHO	SV	IP	H	R	ER	HR	HB	BB	IBB	SO	WP	BK	AVG
Bender	1	1	1.06	2	2	2	0	1	-	17.0	9	2	2	0	0	6	-	13	0	0	.161
Coakley	0	1	2.00	1	1	1	0	0	-	9.0	8	9	2	0	1	5	-	2	0	0	.235
Plank	0	2	1.59	2	2	2	0	0	-	17.0	14	4	3	0	1	4	-	11	1	0	.222
<b>TOTALS</b>	<b>1</b>	<b>4</b>	<b>1.47</b>	<b>5</b>	<b>5</b>	<b>5</b>	<b>0</b>	<b>1</b>	<b>-</b>	<b>43.0</b>	<b>31</b>	<b>15</b>	<b>7</b>	<b>0</b>	<b>2</b>	<b>15</b>	<b>-</b>	<b>26</b>	<b>1</b>	<b>0</b>	<b>.203</b>

### Results and Boxscores

## 1910 WORLD SERIES

The A's win their first World Series and use just two pitchers to defeat the Chicago Cubs, four games to one. Jack Coombs wins three of the games and posts a 3.33 ERA while Chief Bender is 1-1 with a 1.93 ERA. Eddie Collins paces the A's offense with a .429 batting average and four doubles and Frank Baker hits .409. Danny Murphy connects for the only home run of the series and leads the A's with nine RBI. The A's hit .316 and score 35 runs in the five games while the two pitchers combine for a 2.76 ERA and allow 15 runs.

The A's win the first two games in Philadelphia as Bender tosses a three-hitter in Game 1 and strikes out eight in a 4-1 win while Baker has three hits and two RBI. Coombs allows eight hits and nine walks in Game 2 but the Cubs strand 14 in a 9-3 A's win. Eddie Collins has three of the A's 14 hits and all nine Athletics collect at least one hit. The series moves to Chicago for Game 3 and Coombs comes back on one day of rest and defeats the Cubs, 12-5, collecting three hits and three RBI. Harry Davis and Jack Berry add three hits each and Barry and Murphy have three RBI. Bender suffers the A's only loss in Game 4 when the Cubs win 4-3 in 10 innings. The A's have a 3-2 lead entering the ninth but the Cubs score once in the ninth and once in the 10th for the win. The A's wrap up the series with a 7-2 win in Game 5 as Coombs picks up his third win of the series. Collins has three hits and the A's score five times in the eighth to break open a 2-1 game.

### FINAL STATISTICS

PLAYER	AVG	G	AB	R	H	TB	2B	3B	HR	RBI	SH	SF	HP	BB	IBB	SO	SB	CS	DP	E	SLG	OBP
Baker	.409	5	22	6	9	12	3	0	0	4	0	0	0	2	-	1	0	3	0	3	.545	.458
Barry	.235	5	17	3	4	6	2	0	0	3	2	0	1	1	-	3	0	0	1	0	.353	.316
Bender	.333	2	6	1	2	2	0	0	0	1	0	0	0	1	-	1	0	0	0	0	.333	.429
Collins	.429	5	21	5	9	13	4	0	0	3	1	0	0	2	-	0	4	2	0	1	.619	.478
Coombs	.385	3	13	0	5	6	1	0	0	3	0	0	0	0	-	3	0	0	1	2	.462	.385
Davis	.353	5	17	5	6	9	3	0	0	2	2	0	1	3	-	4	0	0	0	3	.529	.476
Hartsel	.200	1	5	2	1	1	0	0	0	0	0	0	0	0	-	1	2	0	0	0	.200	.200
Lapp	.250	1	4	0	1	1	0	0	0	1	0	0	0	0	-	2	0	0	0	0	.250	.250
Lord	.182	5	22	3	4	6	2	0	0	1	1	0	0	1	-	3	0	1	0	0	.273	.217
Murphy	.350	5	20	6	7	13	3	0	1	9	1	0	0	1	-	0	1	0	0	0	.650	.381
Strunk	.278	4	18	2	5	8	1	1	0	2	0	0	0	2	-	5	0	1	0	1	.444	.350
Thomas	.250	4	12	2	3	3	0	0	0	1	0	0	0	4	-	1	0	0	1	1	.250	.438
<b>Totals</b>	<b>.316</b>	<b>5</b>	<b>177</b>	<b>35</b>	<b>56</b>	<b>80</b>	<b>19</b>	<b>1</b>	<b>1</b>	<b>30</b>	<b>7</b>	<b>0</b>	<b>2</b>	<b>17</b>	<b>-</b>	<b>24</b>	<b>7</b>	<b>7</b>	<b>3</b>	<b>11</b>	<b>.452</b>	<b>.383</b>

PITCHER	W	L	ERA	G	GS	CG	GF	SHO	SV	IP	H	R	ER	HR	HB	BB	IBB	SO	WP	BK	AVG
Bender	1	1	1.93	2	2	2	0	0	-	18.2	12	5	4	0	0	4	-	14	0	0	.194
Coombs	3	0	3.33	3	3	3	0	0	-	27.0	23	10	10	0	0	18	-	31	1	0	.240
<b>Totals</b>	<b>4</b>	<b>1</b>	<b>2.76</b>	<b>5</b>	<b>5</b>	<b>5</b>	<b>0</b>	<b>0</b>	<b>-</b>	<b>45.2</b>	<b>35</b>	<b>15</b>	<b>14</b>	<b>0</b>	<b>0</b>	<b>18</b>	<b>-</b>	<b>31</b>	<b>1</b>	<b>0</b>	<b>.222</b>

### [Results and Boxscores](#)

## 1911 WORLD SERIES

The A's win their second consecutive World Championship as they defeat the New York Giants, four games to two. The A's pitching staff, which consists of Chief Bender, Jack Coombs and Eddie Plank, allows just 13 runs in the series for a 1.29 ERA. Bender goes 2-1 with a 1.04 ERA, Coombs is 1-0 with a 1.35 ERA and Plank is 1-1 with a 1.86 ERA. Frank "Home Run" Baker earns his nickname as he paces the A's offense with a .375 batting average, two home runs and five RBI. Jack Barry hits .368 and the A's offense hits .244 with 27 runs scored in the six games.

The A's lose Game 1 at New York by a 2-1 score as Bender strikes out 11 in eight innings in a complete game effort but loses to Christy Mathewson who tosses a six-hitter. The A's then win each of the next three games, beginning with a 3-1 win at Philadelphia in Game 2. Plank tosses a five-hitter and Baker breaks a 1-1 tie with a two-run home run in the sixth inning. Game 3 lasts 11 innings at New York and the A's are 3-2 winners. Trailing 1-0 entering the ninth inning, Baker homers to tie the game and the A's score two in the 11th for the win. Coombs goes the distance, allowing just three hits in 11 innings. The series is delayed for seven days because of rain but it resumes with a 4-2 A's win in Philadelphia in Game 4. Bender tosses a seven-hitter, Barry has three hits and Eddie Collins, Danny Murphy and Baker have two hits each. The A's lead 3-0 after six innings in Game 5 but the Giants score once in the bottom of the seventh, twice in the ninth and once in the 10th for the win. The A's then wrap up the series with a 13-2 win at Philadelphia, scoring seven times in the seventh inning. Murphy has four hits, Bris Lord adds three and Bender tosses a four-hitter.

### FINAL STATISTICS

PLAYER	AVG	G	AB	R	H	TB	2B	3B	HR	RBI	SH	SF	HP	BB	IBB	SO	SB	CS	DP	E	SLG	OBP
Baker	.375	6	24	7	9	17	2	0	2	5	0	0	0	1	-	5	0	1	0	2	.708	.400
Barry	.368	6	19	2	7	11	4	0	0	2	2	1	0	0	-	2	2	1	0	3	.579	.350
Bender	.091	3	11	0	1	1	0	0	0	0	0	0	0	0	-	1	0	0	0	0	.091	.091
Collins	.286	6	21	4	6	7	1	0	0	1	2	0	0	2	-	3	2	0	0	4	.333	.348
Coombs	.250	2	8	1	2	2	0	0	0	0	0	0	0	0	-	0	0	0	0	0	.250	.250
Davis	.208	6	24	3	5	6	1	0	0	5	0	0	0	0	-	3	0	1	0	0	.250	.208
Lapp	.250	2	8	1	2	2	0	0	0	0	0	0	0	0	-	1	0	0	0	0	.250	.250
Lord	.185	6	27	2	5	7	2	0	0	1	0	0	0	0	-	5	0	0	0	0	.259	.185
McInnis	—	1	0	0	0	0	0	0	0	0	0	0	0	0	-	0	0	0	0	0	—	—
Murphy	.304	6	23	4	7	10	3	0	3	1	0	0	0	0	-	3	0	2	0	1	.435	.304
Oldring	.200	6	25	2	5	10	2	0	1	3	2	0	0	0	-	4	0	0	0	1	.400	.200
Plank	.000	2	3	0	0	0	0	0	0	0	0	0	0	0	-	2	0	0	0	0	.000	.000
Strunk	—	1	0	0	0	0	0	0	0	0	0	0	0	0	-	0	0	0	0	0	—	—
Thomas	.083	4	12	1	1	1	0	0	0	1	0	1	0	1	-	2	0	1	0	0	.083	.143
<b>Totals</b>	<b>.244</b>	<b>6</b>	<b>205</b>	<b>27</b>	<b>50</b>	<b>74</b>	<b>15</b>	<b>0</b>	<b>3</b>	<b>21</b>	<b>7</b>	<b>2</b>	<b>0</b>	<b>4</b>	<b>-</b>	<b>31</b>	<b>4</b>	<b>6</b>	<b>0</b>	<b>11</b>	<b>.361</b>	<b>.256</b>

PITCHER	W	L	ERA	G	GS	CG	GF	SHO	SV	IP	H	R	ER	HR	HB	BB	IBB	SO	WP	BK	AVG
Bender	2	1	1.04	3	3	3	0	0	-	26.0	16	6	3	0	1	8	-	20	1	0	.172
Coombs	1	0	1.35	2	2	1	0	0	-	20.0	11	5	3	0	1	6	-	16	0	0	.175
Plank	1	1	1.86	2	1	1	1	0	-	9.2	6	2	2	0	1	0	-	8	0	0	.182
<b>Totals</b>	<b>4</b>	<b>2</b>	<b>1.29</b>	<b>6</b>	<b>6</b>	<b>5</b>	<b>1</b>	<b>0</b>	<b>-</b>	<b>55.2</b>	<b>33</b>	<b>13</b>	<b>8</b>	<b>0</b>	<b>3</b>	<b>14</b>	<b>-</b>	<b>44</b>	<b>1</b>	<b>0</b>	<b>.175</b>

### Results and Boxscores

## 1913 WORLD SERIES

The A's win their third World Championship over a four-year span as they defeat the New York Giants, four games to one. The A's use just three pitchers in the series with all going the distance, including Chief Bender, who wins Games 1 and 4, and Eddie Plank, who posts a 1-1 record and a 0.95 ERA. Frank Baker paces the A's offense with a .450 batting average and matches Wally Schang for the team-lead with seven RBI. Eddie Collins hits .421 and steals three bases.

Bender allows 11 hits in Game 1 at New York, but the A's defeat the Giants, 6-4. Collins goes 3 for 3 and scores three runs and Baker is 3 for 4 with three RBI, including a two-run home run. The A's lone loss comes in a Game 2 at Philadelphia, a 3-0 decision in 10 innings. Plank tosses nine shut-out innings before allowing three runs in the top of the 10th, while Christy Mathewson blanks the A's on eight hits. The series returns to Philadelphia for Game 3 and the A's score five times in the first two innings en route to an 8-2 win. Collins has his second three-hit game of the series and drives in three runs and Joe Bush tosses a five-hitter. The A's take a 6-0 lead into the seventh inning of Game 4 at Philadelphia and hold on to win 6-5. Jack Barry has three hits and Schang goes 2 for 2 with four RBI. The A's then clinch the series at New York with a 3-1 win in Game 5 as Plank tosses a two-hitter, allowing just one unearned run in the fifth inning. The A's score early again as Baker has a sacrifice fly in the first inning and a RBI single in the A's two-run third.

### FINAL STATISTICS

PLAYER	AVG	G	AB	R	H	TB	2B	3B	HR	RBI	SH	SF	HP	BB	IBB	SO	SB	CS	DP	E	SLG	OBP
Baker	.450	5	20	2	9	12	0	0	1	7	0	1	0	0	-	2	1	1	0	1	.600	.429
Barry	.300	5	20	3	6	9	3	0	0	1	0	0	0	0	-	0	0	0	0	1	.450	.300
Bender	.000	2	8	0	0	0	0	0	0	1	0	0	0	0	-	1	0	0	0	0	.000	.000
Bush	.250	1	4	0	1	1	0	0	0	0	0	0	0	0	-	1	0	0	0	0	.250	.250
Collins	.421	5	19	5	8	12	0	2	0	3	2	0	0	1	-	2	3	0	0	1	.632	.450
Lapp	.250	1	4	0	1	1	0	0	0	0	0	0	0	0	-	1	0	0	0	0	.250	.250
McInnis	.118	5	17	1	2	3	1	0	0	2	2	1	0	0	-	2	0	0	0	0	.176	.111
Murphy	.227	5	22	2	5	5	0	0	0	0	0	0	0	2	-	0	0	1	0	0	.227	.292
Oldring	.273	5	22	5	6	8	0	1	0	0	0	0	0	0	-	1	1	0	0	0	.364	.273
Plank	.143	2	7	0	1	1	0	0	0	0	0	0	0	0	-	0	0	0	0	1	.143	.143
Schang	.357	4	14	2	5	10	0	1	1	7	0	0	0	2	-	4	0	0	0	1	.714	.438
Strunk	.118	5	17	3	2	2	0	0	0	1	0	0	0	2	-	2	0	0	0	0	.118	.211
<b>Totals</b>	<b>.264</b>	<b>5</b>	<b>174</b>	<b>23</b>	<b>46</b>	<b>64</b>	<b>4</b>	<b>4</b>	<b>2</b>	<b>21</b>	<b>5</b>	<b>2</b>	<b>0</b>	<b>7</b>	<b>-</b>	<b>16</b>	<b>5</b>	<b>2</b>	<b>0</b>	<b>5</b>	<b>.368</b>	<b>.290</b>

PITCHER	W	L	ERA	G	GS	CG	GF	SHO	SV	IP	H	R	ER	HR	HB	BB	IBB	SO	WP	BK	AVG
Bender	2	0	4.00	2	2	2	0	0	-	18.0	19	9	8	1	1	1	-	9	0	0	.271
Bush	1	0	1.00	1	1	1	0	0	-	9.0	5	2	1	0	1	4	-	3	0	0	.172
Plank	1	1	0.95	2	2	2	0	0	-	19.0	9	4	2	0	1	3	-	7	0	0	.138
<b>Totals</b>	<b>4</b>	<b>1</b>	<b>2.15</b>	<b>5</b>	<b>5</b>	<b>5</b>	<b>0</b>	<b>0</b>	<b>-</b>	<b>46.0</b>	<b>33</b>	<b>15</b>	<b>11</b>	<b>1</b>	<b>3</b>	<b>8</b>	<b>-</b>	<b>19</b>	<b>0</b>	<b>0</b>	<b>.201</b>

### [Results and Boxscores](#)

## 1914 WORLD SERIES

The A's return to the World Series for the fourth time in five years but are swept in four games by the Boston Braves. The pitching staff posts a 3.41 ERA in the series, including 1.00 by Eddie Plank. The offense is held to a .172 batting average and scores just six runs in the four games. Frank Baker leads the A's with four hits in the series.

The A's drop a 7-1 decision in Game 1 at Philadelphia as Dick Rudolph limits the A's to an unearned run in the second inning. Chief Bender takes the loss, allowing six runs in 5.1 innings. Bill James shuts out the A's 1-0 in Game 2, yielding just two hits. The game is scoreless over the first eight innings before Plank allows a Les Mann RBI single with two outs in the top of the ninth. The series moves to Boston for Game 3, a 5-4 A's loss in 12 innings. The score is tied at 2-2 when Frank Baker delivers a two-run single in the top of the 10th inning. Joe Bush, who goes the distance for the A's, then allows two runs in the bottom of the 10th. Bush takes the loss when his own throwing error on a Herbie Moran sacrifice bunt attempt in the 12th allows the winning run to score. The A's then drop a 3-1 decision in Game 4 as Rudolph again holds the A's to just one run. Starting pitcher Bob Shawkey allows three runs in 5.0 innings for the loss.

### FINAL STATISTICS

PLAYER	AVG	G	AB	R	H	TB	2B	3B	HR	RBI	SH	SF	HP	BB	IBB	SO	SB	CS	DP	E	SLG	OBP
Baker	.250	4	16	0	4	6	2	0	0	2	0	0	0	1	-	3	0	0	1	0	.375	.294
Barry	.071	4	14	1	1	1	0	0	0	0	0	0	0	1	-	3	1	0	0	1	.071	.133
Bender	.000	1	2	0	0	0	0	0	0	0	0	0	0	0	-	0	0	0	0	0	.000	.000
Bush	.000	1	5	0	0	0	0	0	0	0	0	0	0	0	-	2	0	0	0	1	.000	.000
Collins	.214	4	14	0	3	3	0	0	0	1	0	1	0	2	-	1	1	0	0	0	.214	.294
Lapp	.000	1	1	0	0	0	0	0	0	0	0	0	0	0	-	0	0	0	0	0	.000	.000
McInnis	.143	4	14	2	2	3	1	0	0	0	0	0	0	3	-	3	0	0	0	0	.214	.294
Murphy	.188	4	16	2	3	5	2	0	0	0	0	0	0	2	-	2	0	1	1	0	.313	.278
Oldring	.067	4	15	0	1	1	0	0	0	0	2	0	0	0	-	5	0	1	0	0	.067	.067
Pennock	.000	1	1	0	0	0	0	0	0	0	0	0	0	0	-	0	0	0	0	0	.000	.000
Plank	.000	1	2	0	0	0	0	0	0	0	0	0	0	0	-	1	0	0	0	0	.000	.000
Schang	.167	4	12	1	2	3	1	0	0	0	0	0	0	1	-	4	0	1	0	1	.250	.231
Shawkey	.500	1	2	0	1	2	1	0	0	1	0	0	0	0	-	1	0	0	0	0	1.000	.500
Strunk	.286	2	7	0	2	2	0	0	0	0	0	0	0	0	-	2	0	0	0	0	.286	.286
Walsh	.333	3	6	0	2	3	1	0	0	1	0	0	0	3	-	1	0	0	0	0	.500	.556
Wyckoff	1.000	1	1	0	1	2	1	0	0	0	0	0	0	0	-	0	0	0	0	0	2.000	1.000
<b>Totals</b>	<b>.172</b>	<b>4</b>	<b>128</b>	<b>6</b>	<b>22</b>	<b>31</b>	<b>9</b>	<b>0</b>	<b>0</b>	<b>5</b>	<b>2</b>	<b>1</b>	<b>0</b>	<b>13</b>	<b>-</b>	<b>28</b>	<b>2</b>	<b>3</b>	<b>2</b>	<b>3</b>	<b>.242</b>	<b>.246</b>

PITCHER	W	L	ERA	G	GS	CG	GF	SHO	SV	IP	H	R	ER	HR	HB	BB	IBB	SO	WP	BK	AVG
Bender	0	1	10.13	1	1	0	0	0	-	5.1	8	6	6	0	0	2	-	3	0	0	.381
Bush	0	1	3.27	1	1	1	0	0	-	11.0	9	5	4	1	0	4	-	4	0	0	.225
Pennock	0	0	0.00	1	0	0	1	0	-	3.0	2	0	0	0	0	2	-	3	0	0	.200
Plank	0	1	1.00	1	1	1	0	0	-	9.0	7	1	1	0	1	4	-	6	0	0	.212
Shawkey	0	1	3.60	1	1	0	0	0	-	5.0	4	3	2	0	0	2	-	0	0	0	.222
Wyckoff	0	0	2.45	1	0	0	1	0	-	3.2	3	1	1	0	0	1	-	2	0	0	.231
<b>Totals</b>	<b>0</b>	<b>4</b>	<b>3.41</b>	<b>4</b>	<b>4</b>	<b>2</b>	<b>2</b>	<b>0</b>	<b>-</b>	<b>37.0</b>	<b>33</b>	<b>16</b>	<b>14</b>	<b>1</b>	<b>1</b>	<b>15</b>	<b>-</b>	<b>18</b>	<b>0</b>	<b>0</b>	<b>.244</b>

### Results and Boxscores

## 1929 WORLD SERIES

The A's return to the World Series for the first time in 15 years and win their fourth World Championship, besting the Chicago Cubs four games to one. The pitching staff posts a 2.40 ERA, including 1.42 by Howard Ehmke. The offense hits .281 and scores 26 runs in the five-game series. Jimmy Dykes hits .421 and Mickey Cochrane adds a .400 batting average. Jimmie Foxx, Mule Haas and Al Simmons all hit two home runs each.

Ehmke strikes out 13 and tosses an eight-hitter in the opener as the A's win 3-1 at Chicago. Foxx breaks a scoreless tie with a solo home run in the seventh inning and the A's have a 3-0 lead before Ehmke allows an unearned run in the bottom of the ninth. In Game 2, Simmons drives in four runs and Foxx is 3 for 5 with three RBI and his second home run in a 9-3 victory. The series moves to Philadelphia for Game 3 when the A's lose their only game of the series, 3-1. George Earnshaw goes the distance and strikes out 10, after tossing 4.2 innings two days earlier. The A's fall behind 8-0 in Game 4 before scoring 10 times in the bottom of the seventh inning to win, 10-8. Haas and Simmons both homer in the inning and Haas and Jimmy Dykes drive in three runs each as the A's send 15 batters to the plate. Philadelphia then clinches the series with a 3-2 win in Game 5. Ehmke allows two runs in 3.2 innings before Rube Walberg comes on to pitch 5.1 innings of scoreless relief. The A's trail 2-0 entering the bottom of the ninth before Haas hits a two-run home run to tie the game. Bing Miller then has a walk-off double to drive in Simmons and win the series.

### FINAL STATISTICS

PLAYER	AVG	G	AB	R	H	TB	2B	3B	HR	RBI	SH	SF	HP	BB	IBB	SO	SB	CS	DP	E	SLG	OBP
Bishop	.190	5	21	2	4	4	0	0	0	1	0	0	0	2	-	3	0	0	0	0	.190	.261
Boley	.235	5	17	1	4	4	0	0	0	1	3	0	0	-	3	0	0	1	0	.235	.235	
Burns	.000	1	2	0	0	0	0	0	0	0	0	0	0	0	-	1	0	0	0	0	.000	.000
Cochrane	.400	5	15	5	6	7	1	0	0	0	0	0	0	7	-	0	0	0	1	0	.467	.591
Dykes	.421	5	19	2	8	9	1	0	0	4	0	0	0	1	-	1	0	0	0	2	.474	.450
Earnshaw	.000	2	5	1	0	0	0	0	0	0	1	0	0	0	-	4	0	0	0	0	.000	.000
Ehmke	.200	2	5	0	1	1	0	0	0	0	0	0	0	0	-	0	0	0	0	0	.200	.200
Foxx	.350	5	20	5	7	14	1	0	2	5	0	0	0	1	-	1	0	0	2	0	.700	.381
French	.000	1	1	0	0	0	0	0	0	0	0	0	0	0	-	1	0	0	0	0	.000	.000
Grove	.000	2	2	0	0	0	0	0	0	0	0	0	0	0	-	1	0	0	0	0	.000	.000
Haas	.238	5	21	3	5	11	0	0	2	6	1	0	0	1	-	3	0	0	0	0	.524	.273
Miller	.368	5	19	1	7	8	1	0	0	4	1	0	1	0	-	2	0	2	0	1	.421	.400
Quinn	.000	1	2	0	0	0	0	0	0	0	0	0	0	0	-	2	0	0	0	0	.000	.000
Simmons	.300	5	20	6	6	13	1	0	2	5	0	1	0	1	-	4	0	0	0	0	.650	.318
Summa	.000	1	1	0	0	0	0	0	0	0	0	0	0	0	-	1	0	0	0	0	.000	.000
Walberg	.000	2	1	0	0	0	0	0	0	0	0	0	0	0	-	0	0	0	0	1	.000	.000
<b>Totals</b>	<b>.281</b>	<b>5</b>	<b>171</b>	<b>26</b>	<b>48</b>	<b>71</b>	<b>5</b>	<b>0</b>	<b>6</b>	<b>26</b>	<b>6</b>	<b>1</b>	<b>1</b>	<b>13</b>	<b>-</b>	<b>27</b>	<b>0</b>	<b>2</b>	<b>4</b>	<b>4</b>	<b>.415</b>	<b>.333</b>

PITCHER	W	L	ERA	G	GS	CG	GF	SHO	SV	IP	H	R	ER	HR	HB	BB	IBB	SO	WP	BK	AVG
Earnshaw	1	1	2.63	2	2	1	0	0	-	13.2	14	6	4	0	0	6	-	17	0	0	.250
Ehmke	1	0	1.42	2	2	1	0	0	-	12.2	14	3	2	0	0	3	-	13	0	0	.286
Grove	0	0	0.00	2	0	0	2	0	-	6.1	3	0	0	0	0	1	-	10	0	0	.143
Quinn	0	0	9.00	1	1	0	0	0	-	5.0	7	6	5	1	0	2	-	2	0	0	.318
Rommel	1	0	9.00	1	0	0	0	0	-	1.0	2	1	1	0	0	1	-	0	0	0	.500
Walberg	1	0	0.00	2	0	0	1	0	-	6.1	3	1	0	0	0	0	-	8	0	0	.143
<b>Totals</b>	<b>4</b>	<b>1</b>	<b>2.40</b>	<b>5</b>	<b>5</b>	<b>2</b>	<b>3</b>	<b>0</b>	<b>-</b>	<b>45.0</b>	<b>43</b>	<b>17</b>	<b>12</b>	<b>1</b>	<b>0</b>	<b>13</b>	<b>-</b>	<b>50</b>	<b>0</b>	<b>0</b>	<b>.249</b>

### [Results and Boxscores](#)

## 1930 WORLD SERIES

The Athletics win back-to-back World Series for the second time, defeating St. Louis four games to two. The pitching staff allows 12 runs in the six-game series for a 1.73 ERA. George Earnshaw goes 2-0 with a 0.72 ERA in three starts and Lefty Grove picks up the other two wins, posting a 1.42 ERA in three games, two starts. Offensively, the A's hit just .197 but add six home runs. Al Simmons hits .364 with two home runs and Jimmie Foxx bats .333. Mickey Cochrane adds two home runs and Jimmy Dykes drives in a team-best five runs.

Grove tosses a complete game in Game 1, a 5-2 A's win at Philadelphia. The A's are held to just five hits in the game, including a pair of solo home runs by Simmons and Cochrane. Earnshaw fires a six-hitter in the A's 6-1 win in Game 2. Simmons has two hits and Cochrane homers again, a solo shot in the first inning. The Cardinals win Game 3 in St. Louis as Bill Hallahan shuts out the A's on seven hits in a 5-0 win. Jesse Haines four-hits the A's in a 3-1 loss in Game 4 to even the series at two games each. Earnshaw and Grove then combine on a three-hit shutout in a 2-0 win in Game 5. Foxx hits a two-run home run in the ninth inning to account for all the scoring. The series returned to Philadelphia for Game 6 and the A's win their fifth and final World Championship in Philadelphia with a 7-1 victory. Earnshaw tosses a complete-game five-hitter and Dykes and Simmons both homer.

### FINAL STATISTICS

PLAYER	AVG	G	AB	R	H	TB	2B	3B	HR	RBI	SH	SF	HP	BB	IBB	SO	SB	CS	DP	E	SLG	OBP
Bishop	.222	6	18	5	4	4	0	0	0	0	0	0	1	7	-	3	0	0	0	0	.222	.462
Boley	.095	6	21	1	2	2	0	0	0	1	1	0	0	0	-	1	0	0	0	1	.095	.095
Cochrane	.222	6	18	5	4	11	1	0	2	4	0	1	0	5	-	2	0	1	0	1	.611	.375
Dykes	.222	6	18	2	4	10	3	0	1	5	2	0	0	5	-	3	0	0	0	1	.556	.391
Earnshaw	.000	3	9	0	0	0	0	0	0	0	0	0	0	0	-	5	0	0	0	0	.000	.000
Foxx	.333	6	21	3	7	14	2	1	1	3	0	0	0	2	-	4	0	0	1	0	.667	.391
Grove	.000	3	6	0	0	0	0	0	0	0	0	0	0	0	-	3	0	0	0	0	.000	.000
Haas	.111	6	18	1	2	4	0	1	0	1	0	1	0	1	-	3	0	1	1	0	.222	.150
McNair	.000	1	1	0	0	0	0	0	0	0	0	0	0	0	-	0	0	0	0	0	.000	.000
Miller	.143	6	21	0	3	5	2	0	0	3	1	1	0	0	-	4	0	0	0	0	.238	.136
Moore	.333	3	3	0	1	1	0	0	0	0	0	0	0	1	-	1	0	0	0	0	.333	.500
Shores	—	1	0	0	0	0	0	0	0	0	0	0	0	1	-	0	0	0	0	0	—	1.000
Simmons	.364	6	22	4	8	16	2	0	2	4	0	0	0	2	-	2	0	0	1	0	.727	.417
Walberg	.000	1	2	0	0	0	0	0	0	0	0	0	0	0	-	1	0	0	0	0	.000	.000
<b>Totals</b>	<b>.197</b>	<b>6</b>	<b>178</b>	<b>21</b>	<b>35</b>	<b>67</b>	<b>10</b>	<b>2</b>	<b>6</b>	<b>21</b>	<b>4</b>	<b>3</b>	<b>1</b>	<b>24</b>	<b>-</b>	<b>32</b>	<b>0</b>	<b>2</b>	<b>3</b>	<b>3</b>	<b>.376</b>	<b>.291</b>

PITCHER	W	L	ERA	G	GS	CG	GF	SHO	SV	IP	H	R	ER	HR	HB	BB	IBB	SO	WP	BK	AVG
Earnshaw	2	0	0.72	3	3	2	0	0	-	25.0	13	2	2	1	0	7	-	19	0	0	.149
Grove	2	1	1.42	3	2	2	1	0	-	19.0	15	5	3	0	0	3	-	10	0	0	.214
Quinn	0	0	4.50	1	0	0	1	0	-	2.0	3	1	1	0	0	0	-	1	0	0	.333
Shores	0	0	13.50	1	0	0	0	0	-	1.1	3	2	2	0	0	0	-	0	0	0	.429
Walberg	0	1	3.86	1	1	0	0	0	-	4.2	4	2	2	1	0	1	-	3	0	0	.235
<b>Totals</b>	<b>4</b>	<b>2</b>	<b>1.73</b>	<b>6</b>	<b>6</b>	<b>4</b>	<b>2</b>	<b>1</b>	<b>-</b>	<b>52.0</b>	<b>38</b>	<b>12</b>	<b>10</b>	<b>2</b>	<b>0</b>	<b>11</b>	<b>-</b>	<b>33</b>	<b>0</b>	<b>0</b>	<b>.200</b>

### [Results and Boxscores](#)



## 1931 WORLD SERIES

The A's and Cardinals meet in the World Series for the second consecutive season but the A's lose in seven games. The pitching staff posts a 2.66 ERA, including 1.88 by George Earnshaw and 2.42 by Lefty Grove, who picks up two of the A's three wins. Earnshaw and Grove both start three games each. The offense hits .220 and scores 22 runs in the seven-game series. Jimmie Foxx hits .348 and Al Simmons bats .333 with two of the A's three home runs and eight RBI.

The series opens in St. Louis and the A's take a 1-0 lead with a 6-2 win in Game 1. Grove goes the distance, allowing 12 hits, and Simmons drives in three runs, including a two-run home run in the seventh. Bill Hallahan tosses a three-hit shutout as the A's lose Game 2, 2-0. The A's then fall behind in the series with a 5-2 loss in Game 3 at Philadelphia. Burleigh Grimes no hits the A's over the first seven innings before Bing Miller singles in the eighth. Al Simmons hits a two-run home run in the ninth for the A's only runs. The A's even the series at two games each with a 3-0 win in Game 4. Earnshaw tosses a two-hit shutout and Foxx hits a solo home run in the sixth. St. Louis wins the final game in Philadelphia, 5-1, but the A's win Game 6 at St. Louis, 8-1 to force a seventh game. In the final game, Grimes again shuts down the A's in a 4-2 win. He does not allow a run over the first eight innings before yielding a pinch hit two-run single to Doc Cramer with two outs in the ninth. Max Bishop comes to the plate as the potential winning run but Hallahan relieves Grimes and gets Bishop to fly out to end the series.

### FINAL STATISTICS

PLAYER	AVG	G	AB	R	H	TB	2B	3B	HR	RBI	SH	SF	HP	BB	IBB	SO	SB	CS	DP	E	SLG	OBP
Bishop	.148	7	27	4	4	4	0	0	0	0	0	0	0	3	-	5	0	0	0	0	.148	.233
Boley	.000	1	1	0	0	0	0	0	0	0	0	0	0	-	1	0	0	0	0	0	.000	.000
Cochrane	.160	7	25	2	4	4	0	0	0	1	0	0	0	5	-	2	0	0	1	1	.160	.300
Cramer	.500	2	2	0	1	1	0	0	0	2	0	0	0	0	-	0	0	0	0	0	.500	.500
Dykes	.227	7	22	2	5	5	0	0	0	2	1	0	0	5	-	1	0	0	1	0	.227	.370
Earnshaw	.000	3	8	0	0	0	0	0	0	0	0	0	0	0	-	2	0	0	2	0	.000	.000
Foxx	.348	7	23	3	8	11	0	0	1	3	0	0	0	6	-	5	0	0	0	1	.478	.483
Grove	.000	3	10	0	0	0	0	0	0	0	0	0	0	0	-	7	0	0	0	0	.000	.000
Haas	.130	7	23	1	3	4	1	0	0	2	2	0	0	3	-	5	0	0	0	0	.174	.231
Heving	.000	1	1	0	0	0	0	0	0	0	0	0	0	0	-	0	0	0	0	0	.000	.000
Hoyt	.000	1	2	0	0	0	0	0	0	0	0	0	0	0	-	0	0	0	0	0	.000	.000
McNair	.000	2	2	1	0	0	0	0	0	0	0	0	0	0	-	1	0	0	0	0	.000	.000
Miller	.269	7	26	3	7	8	1	0	0	1	1	0	1	0	-	4	0	0	0	0	.308	.296
Moore	.333	2	3	0	1	1	0	0	0	0	0	0	0	0	-	1	0	0	0	0	.333	.333
Simmons	.333	7	27	4	9	17	2	0	2	8	0	0	0	3	-	3	0	0	1	0	.630	.400
Todt	-	1	0	0	0	0	0	0	0	0	0	0	0	1	-	0	0	0	0	0	-	1.000
Williams	.320	7	25	2	8	9	1	0	0	1	0	0	0	2	-	9	0	0	0	0	.360	.370
<b>Totals</b>	<b>.220</b>	<b>7</b>	<b>227</b>	<b>22</b>	<b>50</b>	<b>64</b>	<b>5</b>	<b>0</b>	<b>3</b>	<b>20</b>	<b>4</b>	<b>0</b>	<b>1</b>	<b>28</b>	<b>-</b>	<b>46</b>	<b>0</b>	<b>0</b>	<b>5</b>	<b>2</b>	<b>.282</b>	<b>.309</b>

PITCHER	W	L	ERA	G	GS	CG	GF	SHO	SV	IP	H	R	ER	HR	HB	BB	IBB	SO	WP	BK	AVG
Earnshaw	1	2	1.88	3	3	2	0	1	-	24.0	12	6	5	1	0	4	-	20	1	0	.148
Grove	2	1	2.42	3	3	2	0	0	-	26.0	28	7	7	0	0	2	-	16	0	0	.269
Hoyt	0	1	4.50	1	1	0	0	0	-	6.0	7	3	3	1	0	0	-	1	0	0	.292
Mahaffey	0	0	9.00	1	0	0	1	0	-	1.0	1	1	1	0	0	1	-	0	0	0	.250
Rommel	0	0	9.00	1	0	0	1	0	-	1.0	3	1	1	0	0	0	-	0	0	0	.500
Walberg	0	0	3.00	2	0	0	1	0	-	3.0	3	1	1	0	0	2	-	4	0	0	.300
<b>Totals</b>	<b>3</b>	<b>4</b>	<b>2.66</b>	<b>7</b>	<b>7</b>	<b>4</b>	<b>3</b>	<b>1</b>	<b>-</b>	<b>61.0</b>	<b>54</b>	<b>19</b>	<b>18</b>	<b>2</b>	<b>0</b>	<b>9</b>	<b>-</b>	<b>41</b>	<b>1</b>	<b>0</b>	<b>.236</b>

### [Results and Boxscores](#)

## 1971 AMERICAN LEAGUE CHAMPIONSHIP SERIES

In their first trip to the ALCS, the Oakland A's ran into the defending World Champion Baltimore Orioles, losing in three straight games. Touted A's pitchers Vida Blue and Jim "Catfish" Hunter ran into problems during the series, leading to the A's downfall. Offensively, the A's got solid performances out of third baseman Sal Bando and right fielder Reggie Jackson, who hit .364 and .333 respectively.

In Game 1, Vida Blue took a 3-1 lead into the bottom of the seventh before allowing a RBI single to Mark Belanger, a RBI double by Curt Motton and a two-run double by Paul Blair. ALCS MVP Mike Cuellar tossed a complete game six-hitter to defeat the A's in Game 2. Jim Hunter also went the distance for the A's, allowing seven hits, including four home runs. In Game 3, Reggie Jackson homered twice and Sal Bando once but that was the A's only scoring as Jim Palmer tossed a complete game seven-hitter.

### FINAL STATISTICS

PLAYER	AVG	G	AB	R	H	TB	2B	3B	HR	RBI	SH	SF	HP	BB	IBB	SO	SB	CS	DP	E	SLG	OBP
Bando	.364	3	11	3	4	9	2	0	1	1	0	0	0	1	0	0	0	0	1	0	.818	.417
Blefary	.000	1	1	0	0	0	0	0	0	0	0	0	0	0	0	1	0	0	0	0	.000	.000
Blue	.000	1	3	0	0	0	0	0	0	0	0	0	0	0	0	3	0	0	0	0	.000	.000
Campaneris	.167	3	12	0	2	3	1	0	0	0	0	0	0	0	0	1	0	1	0	0	.250	.167
Davis	.375	3	8	1	3	4	1	0	0	0	1	0	0	0	0	0	0	1	0	0	.500	.375
Duncan	.500	2	6	0	3	4	1	0	0	2	0	0	0	0	0	0	0	1	0	0	.667	.500
Epstein	.200	2	5	0	1	1	0	0	0	0	0	0	0	0	0	3	0	0	0	0	.200	.200
Green	.286	3	7	0	2	2	0	0	0	0	1	0	0	1	0	1	0	0	1	0	.286	.375
Hegan	.000	1	1	0	0	0	0	0	0	0	0	0	0	0	0	1	0	0	0	0	.000	.000
Hunter	.000	1	3	0	0	0	0	0	0	0	0	0	0	0	0	1	0	0	0	0	.000	.000
Jackson	.333	3	12	2	4	11	1	0	2	2	0	0	0	0	0	1	0	0	0	0	.917	.333
Mangual	.167	3	12	1	2	5	1	1	0	2	0	0	0	0	0	1	0	0	1	0	.417	.167
Monday	.000	1	3	0	0	0	0	0	0	0	0	0	0	1	0	2	0	0	0	0	.000	.250
Rudi	.143	2	7	0	1	2	1	0	0	0	0	0	0	1	0	0	0	0	0	0	.286	.250
Segui	.000	1	2	0	0	0	0	0	0	0	0	0	0	0	0	0	0	0	0	0	.000	.000
Tenace	.000	1	3	0	0	0	0	0	0	0	0	0	0	1	0	1	0	0	0	0	.000	.250
<b>Totals</b>	<b>.229</b>	<b>3</b>	<b>96</b>	<b>7</b>	<b>22</b>	<b>41</b>	<b>8</b>	<b>1</b>	<b>3</b>	<b>7</b>	<b>2</b>	<b>0</b>	<b>0</b>	<b>5</b>	<b>0</b>	<b>16</b>	<b>0</b>	<b>3</b>	<b>3</b>	<b>0</b>	<b>.427</b>	<b>.267</b>

PITCHER	W	L	ERA	G	GS	CG	GF	SHO	SV	IP	H	R	ER	HR	HB	BB	IBB	SO	WP	BK	AVG
Blue	0	1	6.43	1	1	0	0	0	0	7.0	7	5	5	0	0	2	0	8	0	0	.259
Fingers	0	0	7.71	2	0	0	1	0	0	2.1	2	2	2	0	0	1	0	2	0	0	.250
Grant	0	0	0.00	1	0	0	1	0	0	2.0	3	0	0	0	0	0	0	2	0	0	.333
Hunter	0	1	5.63	1	1	1	0	0	0	8.0	7	5	5	4	0	2	0	6	0	0	.233
Knowles	0	0	0.00	1	0	0	0	0	0	0.1	1	0	0	0	0	0	0	0	1	0	.500
Locker	0	0	0.00	1	0	0	0	0	0	0.2	0	0	0	0	0	2	0	0	0	0	.000
Segui	0	1	5.79	1	1	0	0	0	0	4.2	6	3	3	0	0	6	2	4	0	0	.333
<b>Totals</b>	<b>0</b>	<b>3</b>	<b>5.40</b>	<b>3</b>	<b>3</b>	<b>1</b>	<b>2</b>	<b>0</b>	<b>0</b>	<b>25.0</b>	<b>26</b>	<b>15</b>	<b>15</b>	<b>4</b>	<b>0</b>	<b>13</b>	<b>2</b>	<b>22</b>	<b>1</b>	<b>0</b>	<b>.274</b>

### Results and Boxscores

1972 AMERICAN LEAGUE CHAMPIONSHIP SERIES

Forty-one years after the Philadelphia Athletics won the American League Pennant, the Oakland A's recorded the organization's next pennant with a hard fought three games to two triumph over Detroit. It was the first time in the four-year history of the ALCS that the playoffs had gone more than three games. The A's used superb pitching, scoring just a total of 13 runs in the five games, but allowing only 10. The series also saw a near brawl between Tigers manager Billy Martin and A's shortstop Campy Campaneris, who threw his bat at Tiger hurler Lerrin LaGrow after being hit by a pitch.

In Game 1, the Tigers scored a run in the top of the 11th inning on an Al Kaline home run to take a 2-1 lead but Gonzalo Marquez tied the game in the bottom of the inning on a pinch-hit RBI single. A Kaline throwing error on the play allowed Gene Tenace to score the winning run. ALCS MVP Blue Moon Odom tossed a three-hit shutout in a 5-0 A's win in Game 2. Campaneris had three hits, two runs and two steals but was suspended for the remainder of the playoffs by American League President Joe Cronin after the bat throwing incident. Joe Coleman blanked the A's 3-0 on seven hits in Game 3 and the Tigers won 4-3 in 10 innings in Game 4. The A's scored two runs in the top of the 10th for a 3-1 lead but the Tigers scored three times in the bottom of the 10th, including the game-winning single by Jim Northrup. In Game 5, Vida Blue pitched four innings of shutout relief to pick up the save for Odom. Gene Tenace's two-out RBI single in the fourth inning scored George Hendrick with the winning run.

FINAL STATISTICS

PLAYER	AVG	G	AB	R	H	TB	2B	3B	HR	RBI	SH	SF	HP	BB	IBB	SO	SB	CS	DP	E	SLG	OBP
Alou	.381	5	21	2	8	12	4	0	0	2	1	0	1	0	0	2	1	1	1	0	.571	.409
Bando	.200	5	20	0	4	4	0	0	0	0	2	0	0	0	0	3	0	0	0	0	.200	.200
Blue	.000	4	1	0	0	0	0	0	0	0	0	0	0	0	0	0	0	0	0	0	.000	.000
Campaneris	.429	2	7	3	3	3	0	0	0	0	0	0	1	1	0	0	2	0	0	0	.429	.556
Cullen	.000	2	1	0	0	0	0	0	0	0	0	0	0	0	0	0	0	0	0	0	.000	.000
Duncan	.000	2	2	0	0	0	0	0	0	0	0	0	0	1	0	1	0	0	0	0	.000	.333
Epstein	.188	5	16	1	3	6	0	0	1	1	0	0	1	4	0	5	1	0	0	0	.375	.381
Fingers	.000	3	1	0	0	0	0	0	0	0	0	0	0	0	0	0	0	0	0	0	.000	.000
Green	.125	5	8	0	1	2	1	0	0	0	0	0	0	0	0	0	0	0	1	0	.250	.125
Hegan	.000	3	1	1	0	0	0	0	0	0	0	0	0	0	0	0	0	0	0	0	.000	.000
Hendrick	.143	5	7	2	1	1	0	0	0	0	0	0	0	0	0	1	0	0	0	0	.143	.143
Holtzman	.000	1	1	0	0	0	0	0	0	0	0	0	0	0	0	1	0	0	0	0	.000	.000
Hunter	.167	2	6	0	1	1	0	0	0	0	0	0	0	0	0	2	0	0	0	0	.167	.167
Jackson	.278	5	18	1	5	6	1	0	0	2	0	0	0	1	0	6	2	0	0	0	.333	.316
Kubiak	.500	4	4	0	2	2	0	0	0	1	0	0	0	0	0	0	0	0	0	1	.500	.500
Mangual	.000	3	3	0	0	0	0	0	0	0	0	0	0	0	0	1	0	0	0	0	.000	.000
Marquez	.667	3	3	1	2	2	0	0	0	1	0	0	0	0	0	0	0	0	0	0	.667	.667
Maxvill	.125	5	8	0	1	1	0	0	0	0	0	0	0	1	0	2	1	0	0	0	.125	.222
Mincher	.000	1	1	0	0	0	0	0	0	0	0	0	0	0	0	1	0	0	0	0	.000	.000
Odom	.250	3	4	0	1	2	1	0	0	1	0	0	0	0	0	1	0	0	0	0	.500	.250
Rudi	.250	5	20	1	5	6	1	0	0	2	0	1	0	1	0	4	0	0	0	0	.300	.273
Tenace	.059	5	17	1	1	1	0	0	0	1	0	0	0	3	0	5	0	1	0	1	.059	.200
Totals	.224	5	170	13	38	49	8	0	1	10	4	1	3	12	0	35	7	2	2	3	.288	.285

PITCHER	W	L	ERA	G	GS	CG	GF	SHO	SV	IP	H	R	ER	HR	HB	BB	IBB	SO	WP	BK	AVG
Blue	0	0	0.00	4	0	0	1	0	1	5.1	4	0	0	0	0	1	1	5	0	0	.200
Fingers	1	0	1.69	3	0	0	1	0	0	5.1	4	1	1	1	0	1	0	3	0	0	.250
Hamilton	0	0	0.00	1	0	0	1	0	0	0.0	1	0	0	0	0	1	0	0	0	0	1.000
Holtzman	0	1	4.50	1	1	0	0	0	0	4.0	4	2	2	0	0	2	0	2	0	0	.267
Horlen	0	1	INF	1	0	0	0	0	0	0.0	0	1	1	0	0	1	0	0	1	0	.000
Hunter	0	0	1.17	2	2	0	0	0	0	15.1	10	2	2	2	0	5	1	9	0	0	.185
Locker	0	0	13.50	2	0	0	1	0	0	2.0	4	3	3	1	0	0	0	1	0	0	.444
Odom	2	0	0.00	2	2	1	0	1	0	14.0	5	1	0	0	0	2	0	5	1	0	.109
Totals	3	2	1.76	5	5	1	4	1	1	46.0	32	10	9	4	0	13	2	25	2	0	.198

Results and Boxscores

## 1972 WORLD SERIES

The A's win their first World Championship in Oakland, the first for the Athletics franchise since 1930, defeating Cincinnati, four games to three. Six of the seven games are decided by one run and Gene Tenace picks up the offensive slack for Reggie Jackson who misses the entire series after pulling a hamstring in the ALCS. Tenace hits .348 with four home runs and nine RBI in the seven games to earn World Series MVP honors.

Tenace homered in his first two at bats of the series, hitting a two-run homer in the second and a solo shot in the fifth to lead the A's to a 3-2 win in Game 1. Catfish Hunter tossed 8 2/3 innings of six-hit, one-run baseball in Game 2 before yielding to Rollie Fingers who got the final out in the A's 2-1 win. Joe Rudi homered and made a spectacular catch off the bat of Denis Menke in the ninth. After a rainout in Oakland, the Reds won Game 3, 1-0 on a combined three-hitter by Jack Billingham and Clay Carroll. In Game 4, the A's trailed 2-1 entering the bottom of the ninth before scoring twice on pinch hit RBI singles by Don Mincher and Angel Mangual to take a 3-1 lead in the series. The Reds scored once in the eighth and once in the ninth off Rollie Fingers to win Game 5, 5-4 and then won 8-1 in Game 6 to even the series at three games each. In Game 7, the score was tied at one after five innings when Tenace delivered a RBI double to give the A's the lead. Sal Bando followed with a RBI double and Rollie Fingers pitched two scoreless innings for the save.

### FINAL STATISTICS

PLAYER	AVG	G	AB	R	H	TB	2B	3B	HR	RBI	SH	SF	HP	BB	IBB	SO	SB	CS	DP	E	SLG	OBP	
Alou	.042	7	24	0	1	1	0	0	0	0	1	0	0	3	1	0	1	0	0	0	1	.042	.148
Bando	.269	7	26	2	7	8	1	0	0	1	0	0	0	2	1	5	0	0	1	1	.308	.321	
Blue	.000	4	1	0	0	0	0	0	0	0	0	0	0	2	0	1	0	0	0	0	.000	.667	
Campaneris	.179	7	28	1	5	5	0	0	0	0	2	0	0	1	0	4	0	1	0	1	.179	.207	
Duncan	.200	3	5	0	1	1	0	0	0	0	0	0	0	1	0	3	0	0	0	0	.200	.333	
Epstein	.000	6	16	1	0	0	0	0	0	0	0	0	0	5	1	3	0	0	0	2	.000	.238	
Fingers	.000	6	1	0	0	0	0	0	0	0	1	0	0	0	0	0	0	0	0	0	.000	.000	
Green	.333	7	18	0	6	8	2	0	0	1	0	0	0	0	0	4	0	0	0	0	.444	.333	
Hegan	.200	6	5	0	1	1	0	0	0	0	0	0	0	0	0	2	0	0	0	0	.200	.200	
Hendrick	.133	5	15	3	2	2	0	0	0	0	1	0	0	1	0	2	0	0	1	0	.133	.188	
Holtzman	.000	3	5	0	0	0	0	0	0	0	0	0	0	0	0	0	0	0	0	1	.000	.000	
Hunter	.200	3	5	0	1	1	0	0	0	1	0	0	0	2	0	1	0	0	0	1	.200	.429	
Kubiak	.333	4	3	0	1	1	0	0	0	0	0	0	0	0	0	0	0	0	0	0	.333	.333	
Lewis	—	6	0	2	0	0	0	0	0	0	0	0	0	0	0	0	0	2	0	0	—	—	
Mangual	.300	4	10	1	3	3	0	0	0	1	1	0	0	0	0	0	0	0	0	1	.300	.300	
Marquez	.600	5	5	0	3	3	0	0	0	1	0	0	0	0	0	0	0	0	0	0	.600	.600	
Mincher	1.000	3	1	0	1	1	0	0	0	1	0	0	0	0	0	0	0	0	0	0	1.000	1.000	
Odom	.000	4	4	0	0	0	0	0	0	0	0	0	0	0	3	0	0	0	0	0	.000	.000	
Rudi	.240	7	25	1	6	9	0	0	1	1	0	0	1	2	1	5	0	0	0	0	.360	.321	
Tenace	.348	7	23	5	8	21	1	0	4	9	0	0	0	2	1	4	0	0	0	1	.913	.400	
<b>Totals</b>	<b>.209</b>	<b>7</b>	<b>220</b>	<b>16</b>	<b>46</b>	<b>65</b>	<b>4</b>	<b>0</b>	<b>5</b>	<b>16</b>	<b>6</b>	<b>0</b>	<b>1</b>	<b>21</b>	<b>5</b>	<b>37</b>	<b>1</b>	<b>3</b>	<b>2</b>	<b>9</b>	<b>.295</b>	<b>.281</b>	

PITCHER	W	L	ERA	G	GS	CG	GF	SHO	SV	IP	H	R	ER	HR	HB	BB	IBB	SO	WP	BK	AVG
Blue	0	1	4.15	4	1	0	1	0	1	8.2	8	4	4	1	0	5	1	5	1	0	.258
Fingers	1	1	1.74	6	0	0	4	0	2	10.1	4	2	2	0	1	4	2	11	1	0	.125
Hamilton	0	0	27.00	2	0	0	1	0	0	1.1	3	4	4	0	0	1	1	1	0	0	.500
Holtzman	1	0	2.13	3	2	0	0	0	0	12.2	11	3	3	0	0	3	1	4	0	0	.234
Horlen	0	0	6.75	1	0	0	1	0	0	1.1	2	1	1	0	0	2	1	1	1	0	.333
Hunter	2	0	2.81	3	2	0	0	0	0	16.0	12	5	5	2	0	6	2	11	1	0	.203
Locker	0	0	0.00	1	0	0	0	0	0	0.1	1	0	0	0	0	0	0	0	0	0	.500
Odom	0	1	1.59	2	2	0	0	0	0	11.1	5	2	2	0	0	6	0	13	0	0	.135
<b>Totals</b>	<b>4</b>	<b>3</b>	<b>3.05</b>	<b>7</b>	<b>7</b>	<b>0</b>	<b>7</b>	<b>0</b>	<b>3</b>	<b>62.0</b>	<b>46</b>	<b>21</b>	<b>21</b>	<b>3</b>	<b>1</b>	<b>27</b>	<b>8</b>	<b>46</b>	<b>4</b>	<b>0</b>	<b>.209</b>

### [Results and Boxscores](#)

## 1973 AMERICAN LEAGUE CHAMPIONSHIP SERIES

The A's win their second consecutive American League Pennant, defeating Baltimore three games to two. It was the second consecutive year that the ALCS had gone the maximum five games after having been decided in three games each year previously. In a rematch of the 1971 ALCS, it was pitching again that was the key, this time for the A's. Five of the six A's pitchers had ERAs under 2.00 for the series.

Jim Palmer tossed a five-hit shutout to defeat the A's 6-0 in Game 1 but the A's evened the series with a 6-3 win in Game 2. Sal Bando homered twice off Dave McNally and Campy Campaneris and Joe Rudi also homered for the A's. The A's won Game 3, 2-1 in 11 innings as both Ken Holtzman and Mike Cuellar went the distance. Holtzman allowed just three hits and Cuellar had allowed just three before Campaneris homered to lead off the bottom of the 11th. The A's appeared to have the series locked up in Game 4 as they had a 4-0 lead after six innings. Baltimore then scored four times off Vida Blue in the seventh and once off losing pitcher Rollie Fingers in the eighth for a 5-4 win. ALCS MVP Catfish Hunter then tossed a five-hit shutout in Game 5 as the A's won 3-0 to clinch the series.

### FINAL STATISTICS

PLAYER	AVG	G	AB	R	H	TB	2B	3B	HR	RBI	SH	SF	HP	BB	IBB	SO	SB	CS	DP	E	SLG	OBP
Alou	.333	4	6	0	2	2	0	0	0	1	0	0	0	0	0	1	0	0	0	0	.333	.333
Andrews	.000	2	1	0	0	0	0	0	0	0	1	0	0	0	0	0	0	0	0	0	.000	.000
Bando	.167	5	18	2	3	9	0	0	2	3	0	0	1	3	0	6	0	0	0	0	.500	.318
Bourque	.000	2	1	0	0	0	0	0	0	0	0	0	0	2	1	1	0	0	0	0	.000	.667
Campaneris	.333	5	21	3	7	14	1	0	2	3	0	0	0	2	0	2	3	0	0	2	.667	.391
Conigliaro	.000	1	4	0	0	0	0	0	0	0	0	0	0	0	0	2	0	0	0	0	.000	.000
Davalillo	.625	4	8	2	5	8	1	1	0	1	0	0	0	1	1	0	0	0	1	1	1.000	.667
Fosse	.091	5	11	2	1	2	1	0	0	3	1	1	0	2	0	2	0	0	0	0	.182	.214
Green	.077	5	13	0	1	2	1	0	0	1	1	0	0	0	0	4	0	0	0	1	.154	.077
Jackson	.143	5	21	0	3	3	0	0	0	0	0	0	0	0	0	6	0	1	0	0	.143	.143
Johnson	.100	4	10	0	1	1	0	0	0	0	0	0	0	2	0	6	0	0	0	0	.100	.250
Kubiak	.000	3	2	0	0	0	0	0	0	0	0	0	0	0	0	1	0	0	1	0	.000	.000
Lewis	—	2	0	1	0	0	0	0	0	0	0	0	0	0	0	0	0	0	0	0	—	—
Mangual	.111	3	9	1	1	1	0	0	0	0	0	0	0	0	3	0	0	0	0	0	.111	.111
Rudi	.222	5	18	1	4	7	0	0	1	3	1	0	0	3	1	1	0	0	0	0	.389	.333
Tenace	.235	5	17	3	4	5	1	0	0	0	0	0	1	2	0	4	0	0	0	0	.294	.350
<b>Totals</b>	<b>.200</b>	<b>5</b>	<b>160</b>	<b>15</b>	<b>32</b>	<b>54</b>	<b>5</b>	<b>1</b>	<b>5</b>	<b>15</b>	<b>4</b>	<b>1</b>	<b>2</b>	<b>17</b>	<b>3</b>	<b>39</b>	<b>3</b>	<b>1</b>	<b>2</b>	<b>4</b>	<b>.338</b>	<b>.283</b>

PITCHER	W	L	ERA	G	GS	CG	GF	SHO	SV	IP	H	R	ER	HR	HB	BB	IBB	SO	WP	BK	AVG
Blue	0	1	10.29	2	2	0	0	0	0	7.0	8	8	8	1	0	5	0	3	1	0	.286
Fingers	0	1	1.93	3	0	0	3	0	1	4.2	4	1	1	1	0	2	0	4	0	0	.250
Holtzman	1	0	0.82	1	1	1	0	0	0	11.0	3	1	1	1	0	1	0	7	0	0	.081
Hunter	2	0	1.65	2	2	1	0	1	0	16.1	12	3	3	0	1	5	1	6	0	0	.200
Odom	0	0	1.80	1	0	0	0	0	0	5.0	6	2	1	0	0	2	0	4	0	0	.286
Pina	0	0	0.00	1	0	0	0	0	0	2.0	3	0	0	0	1	1	0	1	0	0	.333
<b>Totals</b>	<b>3</b>	<b>2</b>	<b>2.74</b>	<b>5</b>	<b>5</b>	<b>2</b>	<b>3</b>	<b>1</b>	<b>1</b>	<b>46.0</b>	<b>36</b>	<b>15</b>	<b>14</b>	<b>3</b>	<b>2</b>	<b>16</b>	<b>1</b>	<b>25</b>	<b>1</b>	<b>0</b>	<b>.211</b>

### [Results and Boxscores](#)

## 1973 WORLD SERIES

The A's win their second consecutive World Championship, winning Games 6 and 7 to defeat the New York Mets, four games to three. Reggie Jackson was named MVP of the series after hitting .310 with a home run and six RBI and Ken Holtzman was the winning pitcher in two of the A's four victories. The series also featured the "firing" of Mike Andrews by A's owner Charlie Finley after his two 12th-inning errors in Game 2 helped the Mets to a 10-7 win. Andrews did make another appearance in the series, grounding out as a pinch hitter in Game 4.

Holtzman picks up the win in the A's 2-1 victory in Game 1. The A's collect just three hits off Mets starter Jon Matlack but all come in the third inning as Holtzman doubles and scores on an error and Joe Rudi has a RBI single. The Mets score four runs off Rollie Fingers in the 12th inning of Game 2 to defeat the A's 10-7, but only one run was earned as Andrews committed two errors. Game 3 went 11 innings but the A's won 3-2 on a RBI single by Campy Campaneris in the top of the 11th. The A's lost Game 4, 6-1 as Rusty Staub was a perfect 4-for-4 to even the series at two games apiece. Jerry Koosman and Tug McGraw then combined to three-hit the A's in a 2-0 win in Game 5 but the A's came back to win the final two games in Oakland. In Game 6, Reggie Jackson doubled twice, singled and drove in two runs in the A's 3-1 victory. The A's had gone the entire series without a home run before Campaneris hit a two-run home run in the third inning in Game 2. Jackson added a two-run homer later in the inning and Darold Knowles retired Wayne Garrett with runners on first and third in the ninth to save the A's 5-2 win.

### FINAL STATISTICS

PLAYER	AVG	G	AB	R	H	TB	2B	3B	HR	RBI	SH	SF	HP	BB	IBB	SO	SB	CS	DP	E	SLG	OBP
Alou	.158	7	19	0	3	4	1	0	0	3	0	1	0	0	0	0	0	0	0	0	.211	.150
Andrews	.000	2	3	0	0	0	0	0	0	0	0	0	1	0	1	0	0	0	0	2	.000	.250
Bando	.231	7	26	5	6	9	1	1	0	1	1	0	0	4	1	7	0	0	0	1	.346	.333
Blue	.000	2	4	0	0	0	0	0	0	0	0	0	0	0	0	4	0	0	0	0	.000	.000
Bourque	.500	2	2	0	1	1	0	0	0	0	0	0	0	0	0	0	0	0	0	0	.500	.500
Campaneris	.290	7	31	6	9	14	0	1	1	3	0	0	2	1	0	7	3	0	0	1	.452	.353
Conigliaro	.000	3	3	0	0	0	0	0	0	0	0	0	0	0	0	1	0	0	0	0	.000	.000
Davalillo	.091	6	11	0	1	1	0	0	0	0	0	0	0	2	0	1	0	0	0	0	.091	.231
Fingers	.333	6	3	0	1	1	0	0	0	0	0	0	0	0	0	1	0	0	0	0	.333	.333
Fosse	.158	7	19	0	3	4	1	0	0	0	0	0	0	1	1	4	0	0	0	0	.211	.200
Green	.063	7	16	0	1	1	0	0	0	0	0	0	0	1	0	6	0	1	0	1	.063	.118
Holtzman	.667	3	3	2	2	4	2	0	0	0	0	0	0	0	0	0	0	0	0	0	1.333	.667
Hunter	.000	2	5	0	0	0	0	0	0	0	0	0	0	0	0	3	0	0	0	1	.000	.000
Jackson	.310	7	29	3	9	17	3	1	1	6	0	0	0	2	0	7	0	0	1	0	.586	.355
Johnson	.300	6	10	0	3	4	1	0	0	0	0	0	0	1	0	4	0	0	0	0	.400	.364
Knowles	—	0	0	0	0	0	0	0	0	0	0	0	0	0	0	0	0	0	0	1	—	—
Kubiak	.000	4	3	1	0	0	0	0	0	0	0	0	0	1	0	1	0	0	0	0	.000	.250
Lewis	—	3	0	1	0	0	0	0	0	0	0	0	0	0	0	0	0	0	0	0	—	—
Lindblad	.000	3	1	0	0	0	0	0	0	0	0	0	0	0	0	0	0	0	0	0	.000	.000
Mangual	.000	5	6	0	0	0	0	0	0	0	0	0	0	0	0	3	0	0	0	0	.000	.000
Odum	.000	3	1	0	0	0	0	0	0	0	0	0	0	0	0	1	0	0	0	0	.000	.000
Rudi	.333	7	27	3	9	11	2	0	0	4	1	0	0	3	0	4	0	1	0	0	.407	.400
Tenace	.158	7	19	0	3	4	1	0	0	3	0	0	0	11	1	7	0	2	1	2	.211	.467
<b>Totals</b>	<b>.212</b>	<b>7</b>	<b>241</b>	<b>21</b>	<b>51</b>	<b>75</b>	<b>12</b>	<b>3</b>	<b>2</b>	<b>20</b>	<b>2</b>	<b>1</b>	<b>2</b>	<b>28</b>	<b>3</b>	<b>62</b>	<b>3</b>	<b>4</b>	<b>2</b>	<b>9</b>	<b>.311</b>	<b>.298</b>

PITCHER	W	L	ERA	G	GS	CG	GF	SHO	SV	IP	H	R	ER	HR	HB	BB	IBB	SO	WP	BK	AVG
Blue	0	1	4.91	2	2	0	0	0	0	11.0	10	6	6	2	0	3	0	8	1	0	.222
Fingers	0	1	0.66	6	0	0	3	0	2	13.2	13	5	1	0	1	4	1	8	0	0	.250
Holtzman	2	1	4.22	3	3	0	0	0	0	10.2	13	5	5	1	0	5	0	6	0	0	.310
Hunter	1	0	2.03	2	2	0	0	0	0	13.1	11	3	3	1	0	4	1	6	1	0	.212
Knowles	0	0	0.00	7	0	0	2	0	2	6.1	4	1	0	0	1	5	2	5	0	0	.167
Lindblad	1	0	0.00	3	0	0	2	0	0	3.1	4	0	0	0	0	1	1	1	0	0	.250
Odum	0	0	3.86	2	0	0	0	0	0	4.2	5	2	2	0	0	2	0	2	1	0	.294
Pina	0	0	0.00	2	0	0	0	0	0	3.0	6	2	0	0	1	2	1	0	0	0	.462
<b>Totals</b>	<b>4</b>	<b>3</b>	<b>2.32</b>	<b>7</b>	<b>7</b>	<b>0</b>	<b>7</b>	<b>0</b>	<b>4</b>	<b>66.0</b>	<b>66</b>	<b>24</b>	<b>17</b>	<b>4</b>	<b>3</b>	<b>26</b>	<b>6</b>	<b>36</b>	<b>3</b>	<b>0</b>	<b>.253</b>

### Results and Boxscores

1974 AMERICAN LEAGUE CHAMPIONSHIP SERIES

The A's and Orioles square off in the American League Championship Series for the third time in the last four years and the A's win their third straight American League Pennant, defeating the Orioles three games to one. Pitching was the key as Vida Blue, Ken Holtzman and Blue Moon Odom combined for 21.1 innings of scoreless pitching. Ray Fosse paced the A's offense with a .333 batting average, one home run and three RBI.

The A's lose Game 1 of the series, 6-3 as Paul Blair, Brooks Robinson and Bobby Grich all homer off A's starter Catfish Hunter. Ken Holtzman gets the A's back on track in Game 2 with a five-hit shutout in the A's 5-0 win and Ray Fosse adds three hits and three RBI. Game 3 is a pitchers duel between ALCS MVP Vida Blue and Jim Palmer and Blue comes out on the winning end when Sal Bando hits a solo home run in the fourth inning for the only run of the game. Palmer would allow just three other hits but Blue allowed just two and did not walk a batter. Jim Hunter tosses seven scoreless innings in Game 5 and A's pitchers extend their scoreless streak to 30 innings before Rollie Fingers allows a run in the ninth in the A's 2-1 win. The A's collect just one hit but walk 11 times.

FINAL STATISTICS

PLAYER	AVG	G	AB	R	H	TB	2B	3B	HR	RBI	SH	SF	HP	BB	IBB	SO	SB	CS	DP	E	SLG	OBP
Alou	1.000	1	1	0	1	1	0	0	0	0	0	0	0	0	0	0	0	0	0	0	1.000	1.000
Bando	.231	4	13	4	3	9	0	0	2	2	0	0	0	4	0	0	0	0	0	0	.692	.412
Campaneris	.176	4	17	0	3	3	0	0	0	3	0	1	0	0	0	3	1	1	1	1	.176	.167
Fosse	.333	4	12	1	4	8	1	0	1	3	1	0	0	1	0	2	0	0	0	0	.667	.385
Green	.222	4	9	0	2	2	0	0	0	0	1	0	0	2	0	1	0	0	0	2	.222	.364
Holt	—	2	0	0	0	0	0	0	0	0	0	0	0	1	1	0	0	0	0	0	—	1.000
Jackson	.167	4	12	0	2	3	1	0	0	1	0	0	0	5	0	2	0	0	0	0	.250	.412
Mangual	.250	1	4	0	1	1	0	0	0	0	0	0	0	0	0	0	0	0	0	0	.250	.250
Maxvill	.000	1	1	0	0	0	0	0	0	0	0	0	0	0	0	1	0	0	0	0	.000	.000
North	.063	4	16	3	1	2	1	0	0	0	0	0	2	0	1	1	1	0	0	0	.125	.167
Rudi	.154	4	13	0	2	4	0	1	0	1	0	0	0	3	2	2	0	0	0	0	.308	.313
Tenace	.000	4	11	1	0	0	0	0	0	1	0	0	0	4	0	4	1	0	1	0	.000	.267
Trillo	—	1	0	1	0	0	0	0	0	0	0	0	0	0	0	0	0	0	0	0	—	—
Washington, C	.273	4	11	1	3	4	1	0	0	0	0	0	1	0	0	0	0	0	1	0	.364	.333
Washington, W	—	2	0	0	0	0	0	0	0	0	0	0	0	0	0	0	0	2	0	0	—	—
<b>Totals</b>	<b>.183</b>	<b>4</b>	<b>120</b>	<b>11</b>	<b>22</b>	<b>37</b>	<b>4</b>	<b>1</b>	<b>3</b>	<b>11</b>	<b>2</b>	<b>1</b>	<b>1</b>	<b>22</b>	<b>3</b>	<b>16</b>	<b>3</b>	<b>3</b>	<b>3</b>	<b>2</b>	<b>.308</b>	<b>.313</b>

PITCHER	W	L	ERA	G	GS	CG	GF	SHO	SV	IP	H	R	ER	HR	HB	BB	IBB	SO	WP	BK	AVG
Blue	1	0	0.00	1	1	1	0	1	0	9.0	2	0	0	0	0	0	0	7	0	0	.067
Fingers	0	0	3.00	2	0	0	2	0	1	3.0	3	1	1	0	0	1	0	3	0	0	.250
Holtzman	1	0	0.00	1	1	1	0	1	0	9.0	5	0	0	0	0	2	0	3	0	0	.167
Hunter	1	1	4.63	2	2	0	0	0	0	11.2	11	6	6	3	0	2	0	6	0	0	.268
Odom	0	0	0.00	1	0	0	0	0	0	3.1	1	0	0	0	0	0	0	1	0	0	.091
<b>Totals</b>	<b>3</b>	<b>1</b>	<b>1.75</b>	<b>4</b>	<b>4</b>	<b>2</b>	<b>2</b>	<b>2</b>	<b>1</b>	<b>36.0</b>	<b>22</b>	<b>7</b>	<b>7</b>	<b>3</b>	<b>0</b>	<b>5</b>	<b>0</b>	<b>20</b>	<b>0</b>	<b>0</b>	<b>.177</b>

[Results and Boxscores](#)



## 1974 WORLD SERIES

The A's win their third consecutive World Championship to become the first team to win at least three straight since the New York Yankees won five straight, 1949-53. The A's defeated the Los Angeles Dodgers in five games in a series where four of the five games were decided by a 3-2 score. Bert Campaneris hit .353 in the series and Joe Rudi topped the A's with four RBI. World Series MVP Rollie Fingers had a win and two saves while posting a 1.93 ERA and the A's used just five pitchers the entire series.

The A's open the series with a 3-2 win as Rollie Fingers pitched 4.1 innings of relief for the win before Catfish Hunter comes on to strike out Joe Ferguson in the bottom of the ninth with the tying run at first base. The Dodgers even the series with a 3-2 win in Game 2 as Don Sutton shuts out the A's on four hits over the first eight innings. Joe Rudi has a two-run single in the ninth but the A's rally falls short. Hunter starts Game 3 and kept the Dodgers off the board over the first seven innings in a 3-2 win. Ken Holtzman is the winning pitcher in the A's 5-2 win in Game 4 and he also contributes to the A's offense with a solo home run in the third inning. The A's trailed 2-1 entering the bottom of the sixth but score four times, highlighted by Jim Holt's two-run pinch hit single. Rollie Fingers clinches his series MVP honors by pitching two scoreless innings for the save in the A's 3-2 win in Game 5. Joe Rudi homers to lead off the seventh inning to break a 2-2 tie.

### FINAL STATISTICS

PLAYER	AVG	G	AB	R	H	TB	2B	3B	HR	RBI	SH	SF	HP	BB	IBB	SO	SB	CS	DP	E	SLG	OBP
Alou	.000	1	1	0	0	0	0	0	0	0	0	0	0	0	0	1	0	0	0	0	.000	.000
Bando	.063	5	16	3	1	1	0	0	2	0	1	1	2	0	5	0	0	0	0	0	.063	.200
Blue	.000	2	4	0	0	0	0	0	0	0	0	0	0	0	4	0	0	0	0	0	.000	.000
Campaneris	.353	5	17	1	6	8	2	0	2	2	0	1	0	0	2	1	1	0	2	4	.471	.389
Fingers	.000	4	2	0	0	0	0	0	0	0	0	0	0	0	1	0	0	0	0	0	.000	.000
Fosse	.143	5	14	1	2	5	0	0	1	1	0	0	0	1	0	5	0	0	0	0	.357	.200
Green	.000	5	13	1	0	0	0	0	0	1	1	0	0	1	0	4	0	0	0	1	.000	.071
Haney	—	2	0	0	0	0	0	0	0	0	0	0	0	0	0	0	0	0	0	0	—	—
Holt	.667	4	3	0	2	2	0	0	2	0	0	0	0	0	0	0	0	0	0	0	.667	.667
Holtzman	.500	2	4	2	2	6	1	0	1	1	0	0	0	1	0	1	0	0	0	0	1.500	.600
Hunter	.000	2	2	0	0	0	0	0	0	1	0	0	0	0	2	0	0	0	0	0	.000	.000
Jackson	.286	5	14	3	4	8	1	0	1	1	0	0	0	5	0	3	1	0	0	1	.571	.474
Mangual	.000	1	1	0	0	0	0	0	0	0	0	0	0	0	0	1	0	0	0	0	.000	.000
Maxvill	—	2	0	0	0	0	0	0	0	0	0	0	0	0	0	0	0	0	0	0	—	—
North	.059	5	17	3	1	1	0	0	0	1	0	0	2	0	5	1	1	1	1	1	.059	.158
Rudi	.333	5	18	1	6	9	0	0	1	4	1	0	0	0	3	0	0	1	0	5	.500	.333
Tenace	.222	5	9	0	2	2	0	0	0	0	1	0	0	3	0	4	0	0	1	0	.222	.417
Washington, C	.571	5	7	1	4	4	0	0	0	0	0	0	1	1	1	1	0	1	0	0	.571	.625
Washington, H	—	3	0	0	0	0	0	0	0	0	0	0	0	0	0	0	0	0	0	0	—	—
<b>Totals</b>	<b>.211</b>	<b>5</b>	<b>142</b>	<b>16</b>	<b>30</b>	<b>46</b>	<b>4</b>	<b>0</b>	<b>4</b>	<b>14</b>	<b>7</b>	<b>1</b>	<b>2</b>	<b>16</b>	<b>1</b>	<b>42</b>	<b>3</b>	<b>3</b>	<b>3</b>	<b>5</b>	<b>.324</b>	<b>.298</b>

PITCHER	W	L	ERA	G	GS	CG	GF	SHO	SV	IP	H	R	ER	HR	HB	BB	IBB	SO	WP	BK	AVG
Blue	0	1	3.29	2	2	0	0	0	0	13.2	10	5	5	1	0	7	0	9	0	0	.217
Fingers	1	0	1.93	4	0	0	3	0	2	9.1	8	2	2	2	1	2	0	6	0	0	.242
Holtzman	1	0	1.50	2	2	0	0	0	0	12.0	13	3	2	0	4	0	10	1	0	0	.277
Hunter	1	0	1.17	2	1	0	1	0	1	7.2	5	1	1	1	1	0	2	0	5	0	.179
Odom	1	0	0.00	2	0	0	1	0	0	1.1	0	0	0	0	0	1	0	2	0	0	.000
<b>Totals</b>	<b>4</b>	<b>1</b>	<b>2.05</b>	<b>5</b>	<b>5</b>	<b>0</b>	<b>5</b>	<b>0</b>	<b>3</b>	<b>44.0</b>	<b>36</b>	<b>11</b>	<b>10</b>	<b>4</b>	<b>1</b>	<b>16</b>	<b>0</b>	<b>32</b>	<b>1</b>	<b>0</b>	<b>.228</b>

### Results and Boxscores

## 1975 AMERICAN LEAGUE CHAMPIONSHIP SERIES

The A's streak of three consecutive American League Pennants is snapped by Boston as the Red Sox sweep the A's in three games. After posting a team ERA under 3.00 in each of the previous three ALCS wins, the A's team ERA in 1975 ballooned to 4.32. Sal Bando paced the A's offense with a .500 batting average and Reggie Jackson drove in three of the seven runs the A's scored in the series.

Luis Tiant pitched a three-hitter in Boston's 7-1 win in Game 1 at Fenway Park. Three A's errors led to two runs in the first inning but the A's still trailed just 2-0 before Boston scored five in the seventh. The A's took a 3-0 lead in Game 2, highlighted by a Reggie Jackson two-run home run in the first inning but Boston tied the game with three in the fourth off Vida Blue. Rollie Fingers then allowed three runs in four innings as the A's lost 6-3. The series moved to Oakland for Game 3 but the Red Sox built a 4-0 lead in a 5-3 win. The A's started their Game 1 starter, Ken Holtzman, and he allowed four runs in 4 2/3 innings.

### FINAL STATISTICS

PLAYER	AVG	G	AB	R	H	TB	2B	3B	HR	RBI	SH	SF	HP	BB	IBB	SO	SB	CS	DP	E	SLG	OBP	
Bando	.500	3	12	1	6	8	2	0	0	2	0	0	0	0	0	3	0	0	0	0	1	.667	.500
Campaneris	.000	3	11	1	0	0	0	0	0	0	0	0	0	1	0	1	0	0	0	0	.000	.083	
Fosse	.000	1	2	0	0	0	0	0	0	0	0	0	0	0	0	1	0	0	0	0	.000	.000	
Garner	.000	3	5	0	0	0	0	0	0	0	0	0	0	0	0	1	0	0	0	0	1.000	.000	
Harper	—	1	0	0	0	0	0	0	0	0	0	0	0	1	0	0	0	0	0	0	—	1.000	
Holt	.333	3	3	0	1	2	1	0	0	0	0	0	0	0	0	0	0	0	0	0	.667	.333	
Hopkins	—	1	0	0	0	0	0	0	0	0	0	0	0	0	0	0	0	0	0	0	—	—	
Jackson	.417	3	12	1	5	8	0	0	1	3	0	0	0	0	0	2	0	0	0	0	.667	.417	
Martinez	—	3	0	0	0	0	0	0	0	0	0	0	0	0	0	0	0	0	0	0	—	—	
North	.000	3	10	0	0	0	0	0	0	1	0	0	0	2	0	0	0	0	0	1	.000	.167	
Rudi	.250	3	12	1	3	5	2	0	0	0	0	0	0	0	0	1	0	0	1	0	.417	.250	
Tenace	.000	3	9	0	0	0	0	0	0	0	0	0	0	3	0	2	0	0	1	0	.000	.250	
Tovar	.500	2	2	2	1	1	0	0	0	0	0	0	0	1	0	0	0	0	0	1	.500	.667	
Washington	.250	3	12	1	3	4	1	0	0	1	0	0	0	0	0	2	0	0	0	2	.333	.250	
Williams	.000	3	8	0	0	0	0	0	0	0	0	0	0	1	0	1	0	0	0	0	.000	.111	
<b>Totals</b>	<b>.194</b>	<b>3</b>	<b>98</b>	<b>7</b>	<b>19</b>	<b>28</b>	<b>6</b>	<b>0</b>	<b>1</b>	<b>7</b>	<b>0</b>	<b>0</b>	<b>0</b>	<b>9</b>	<b>0</b>	<b>14</b>	<b>0</b>	<b>0</b>	<b>2</b>	<b>6</b>	<b>.286</b>	<b>.262</b>	

PITCHER	W	L	ERA	G	GS	CG	GF	SHO	SV	IP	H	R	ER	HR	HB	BB	IBB	SO	WP	BK	AVG
Abbott	0	0	0.00	1	0	0	1	0	0	1.0	0	0	0	0	0	0	0	0	0	0	0.000
Blue	0	0	9.00	1	1	0	0	0	0	3.0	6	3	3	1	0	0	0	2	0	0	.429
Bosman	0	0	0.00	1	0	0	0	0	0	0.1	0	0	0	0	0	0	0	0	0	0	.000
Fingers	0	1	6.75	1	0	0	1	0	0	4.0	5	3	3	1	0	1	1	3	0	0	.385
Holtzman	0	2	4.09	2	2	0	0	0	0	11.0	12	8	5	0	0	1	0	7	0	0	.261
Lindblad	0	0	0.00	2	0	0	1	0	0	4.2	5	3	0	0	0	1	1	0	1	0	.313
Todd	0	0	9.00	3	0	0	0	0	0	1.0	3	1	1	0	0	0	0	0	0	0	.600
<b>Totals</b>	<b>0</b>	<b>3</b>	<b>4.32</b>	<b>3</b>	<b>3</b>	<b>0</b>	<b>3</b>	<b>0</b>	<b>0</b>	<b>25.0</b>	<b>31</b>	<b>18</b>	<b>12</b>	<b>2</b>	<b>0</b>	<b>3</b>	<b>2</b>	<b>12</b>	<b>1</b>	<b>0</b>	<b>.316</b>

### [Results and Boxscores](#)

1981 AMERICAN LEAGUE DIVISION SERIES

The A's sweep a three-game series from Kansas City in baseball's first ever Division Series, pitting first and second half winners in each division in a season interrupted by a strike. The A's pitching staff allows just two runs in the entire series and the offense is paced by Dwayne Murphy who is 6-for-11 in the three-game series.

Mike Norris tosses a four-hit shutout in Game 1, a 4-0 A's victory at Kansas City. Wayne Gross hit a three-run home run in the fourth inning. The A's get their second consecutive complete game in Game 2 as Steve McCatty pitches a six-hitter in the A's 2-1 win. Tony Armas had a RBI double in the first inning, and after the Royals tied the game in the fifth, Armas added a RBI double in the eighth for the win. The A's complete the sweep with a 4-1 win in Oakland in Game 3. Armas had a RBI single in the first and three Kansas City errors led to a run in the third. After the Royals scored a run in the fourth, Dave McKay homered and Dwayne Murphy had a RBI single in the bottom of the inning.

FINAL STATISTICS

PLAYER	AVG	G	AB	R	H	TB	2B	3B	HR	RBI	SH	SF	HP	BB	IBB	SO	SB	CS	DP	E	SLG	OBP	
Armas	.545	3	11	1	6	8	2	0	0	3	0	0	0	1	0	1	0	0	0	0	1	.727	.583
Bosetti	—	1	0	0	0	0	0	0	0	0	0	0	0	0	0	0	0	0	0	0	0	—	—
Drumright	.250	1	4	0	1	1	0	0	0	0	0	0	0	0	0	0	0	0	0	1	0	.250	.250
Gross	.400	2	5	1	2	5	0	0	1	3	0	0	0	0	0	0	0	0	0	0	0	1.000	.400
Heath	.000	2	8	0	0	0	0	0	0	0	0	0	0	0	0	1	0	0	0	0	0	.000	.000
Henderson	.182	3	11	3	2	2	0	0	0	0	0	0	0	2	0	0	2	0	0	0	0	.182	.308
Johnson	.286	2	7	0	2	3	1	0	0	0	1	0	0	0	0	1	0	0	0	0	0	.429	.286
Klutts	.143	2	7	0	1	1	0	0	0	1	0	0	0	0	0	1	0	0	0	0	0	.143	.143
McKay	.273	3	11	1	3	6	0	0	1	1	0	0	0	1	0	1	0	0	0	0	1	.545	.333
Moore	.000	2	8	0	0	0	0	0	0	0	0	0	0	0	0	2	0	0	0	0	0	.000	.000
Murphy	.545	3	11	4	6	10	1	0	1	2	0	0	0	1	0	1	0	1	0	0	0	.909	.583
Newman	.000	1	3	0	0	0	0	0	0	0	1	0	0	0	0	1	0	0	0	0	0	.000	.000
Picciolo	.333	1	3	0	1	1	0	0	0	0	0	0	0	0	0	0	0	0	0	0	0	.333	.333
Spencer	.250	1	4	0	1	2	1	0	0	0	0	0	0	0	0	0	0	0	0	0	0	.500	.250
Stanley	.000	3	6	0	0	0	0	0	0	0	0	0	0	1	0	1	0	0	0	0	0	.000	.143
pitchers	—	0	0	0	0	0	0	0	0	0	0	0	0	0	0	0	0	0	0	0	1	—	—
Totals	.253	3	99	10	25	39	5	0	3	9	3	0	0	6	0	10	2	1	1	3	.394	.295	

PITCHER	W	L	ERA	G	GS	CG	GF	SHO	SV	IP	H	R	ER	HR	HB	BB	IBB	SO	WP	BK	AVG
Beard	0	0	0.00	1	0	0	1	0	1	1.1	0	0	0	0	0	0	0	2	0	0	.000
Langford	1	0	1.23	1	1	0	0	0	0	7.1	10	1	1	0	0	0	0	3	0	0	.333
McCatty	1	0	1.00	1	1	1	0	0	0	9.0	6	1	1	0	0	4	0	3	0	0	.188
Norris	1	0	0.00	1	1	1	0	1	0	9.0	4	0	0	0	0	3	0	2	0	0	.129
Underwood	0	0	0.00	1	0	0	0	0	0	0.1	0	0	0	0	0	0	0	1	0	0	.000
Totals	3	0	0.67	3	3	2	1	1	1	27.0	20	2	2	0	0	7	0	11	0	0	.204

Results and Boxscores

1981 AMERICAN LEAGUE CHAMPIONSHIP SERIES

The A's are swept by the New York Yankees in three games in their first ALCS appearance in seven years. The A's are outscored 20-4 in the three-game set, compiling a .222 batting average while allowing a 6.84 ERA. Rickey Henderson provides most of the offense as he is 4-for-11 with two doubles, a triple, an RBI and two stolen bases.

The Yankees score three times in the first inning off A's starter Mike Norris in Game 1 en route to a 3-1 victory. Dwayne Murphy drives in Rob Picciolo with the A's lone run in the first inning. The A's take a 3-1 lead in Game 2 before New York scores seven times in the bottom of the fourth inning to take an 8-3 lead. Steve McCatty takes the loss, allowing five runs on six hits in 3 1/3 innings and all five A's pitchers allow at least one run. The Yankees then clinch the series with a 4-0 victory in Game 3 as Dave Righetti, Ron Davis and Rich Gossage combine to blank the A's on five hits.

FINAL STATISTICS

PLAYER	AVG	G	AB	R	H	TB	2B	3B	HR	RBI	SH	SF	HP	BB	IBB	SO	SB	CS	DP	E	SLG	OBP
Armas	.167	3	12	0	2	2	0	0	0	0	0	0	0	0	0	5	0	0	1	0	.167	.167
Bosetti	.250	2	4	1	1	2	1	0	0	0	0	0	0	0	0	1	0	0	0	0	.500	.250
Davis	1.000	1	1	0	1	1	0	0	0	0	0	0	0	0	0	0	0	0	0	0	1.000	1.000
Drumright	.000	3	4	0	0	0	0	0	0	0	0	0	0	1	1	0	0	0	0	0	.000	.200
Gross	.000	3	5	0	0	0	0	0	0	0	0	0	0	0	0	0	0	0	0	0	.000	.000
Heath	.333	3	6	1	2	2	0	0	0	0	0	0	0	0	0	1	0	0	0	0	.333	.333
Henderson	.364	3	11	0	4	8	2	1	0	1	0	0	0	1	0	2	2	0	1	1	.727	.417
Johnson	.000	2	6	0	0	0	0	0	0	0	0	0	0	2	0	2	0	0	0	0	.000	.250
Klutts	.429	3	7	1	3	3	0	0	0	0	0	0	0	0	0	1	0	0	0	1	.429	.429
McKay	.273	3	11	0	3	3	0	0	0	1	0	0	0	0	0	2	0	0	1	1	.273	.273
Moore	.250	3	8	0	2	2	0	0	0	0	0	0	0	0	0	1	0	0	1	0	.250	.250
Murphy	.250	3	8	0	2	3	1	0	0	1	0	0	0	2	0	3	0	0	1	0	.375	.400
Newman	.000	2	5	0	0	0	0	0	0	0	0	0	0	0	0	2	0	0	1	0	.000	.000
Picciolo	.200	2	5	1	1	1	0	0	0	0	0	0	0	0	0	2	0	0	0	1	.200	.200
Spencer	.000	2	3	0	0	0	0	0	0	0	0	0	0	0	0	0	0	0	0	0	.000	.000
Stanley	.333	2	3	0	1	1	0	0	0	1	0	0	0	0	0	1	0	0	0	0	.333	.333
<b>Totals</b>	<b>.222</b>	<b>3</b>	<b>99</b>	<b>4</b>	<b>22</b>	<b>28</b>	<b>4</b>	<b>1</b>	<b>0</b>	<b>4</b>	<b>0</b>	<b>0</b>	<b>0</b>	<b>6</b>	<b>1</b>	<b>23</b>	<b>2</b>	<b>0</b>	<b>6</b>	<b>4</b>	<b>.283</b>	<b>.267</b>

PITCHER	W	L	ERA	G	GS	CG	GF	SHO	SV	IP	H	R	ER	HR	HB	BB	IBB	SO	WP	BK	AVG
Bead	0	0	40.50	1	0	0	0	0	0	0.2	5	3	3	1	0	0	0	0	0	0	.714
Jones	0	0	4.50	1	0	0	0	0	0	2.0	2	1	1	0	1	1	0	0	0	0	.250
Keough	0	1	1.08	1	1	0	0	0	0	8.1	7	2	1	1	0	6	0	4	1	0	.219
Kingman	0	0	81.00	1	0	0	0	0	0	0.1	3	3	3	0	0	0	0	0	0	0	.750
McCatty	0	1	13.50	1	1	0	0	0	0	3.1	6	5	5	0	1	2	0	2	0	0	.375
Norris	0	1	3.68	1	1	0	0	0	0	7.1	6	3	3	0	0	2	0	4	0	0	.222
Owchinko	0	0	5.40	1	0	0	1	0	0	1.2	3	1	1	1	0	0	0	0	0	0	.429
Underwood	0	0	13.50	2	0	0	2	0	0	1.1	4	2	2	0	0	2	0	0	0	0	.667
<b>Team Totals</b>	<b>0</b>	<b>3</b>	<b>6.84</b>	<b>3</b>	<b>3</b>	<b>0</b>	<b>3</b>	<b>0</b>	<b>0</b>	<b>25.0</b>	<b>36</b>	<b>20</b>	<b>19</b>	<b>3</b>	<b>2</b>	<b>13</b>	<b>0</b>	<b>10</b>	<b>1</b>	<b>0</b>	<b>.336</b>

[Results and Boxscores](#)

## 1988 AMERICAN LEAGUE CHAMPIONSHIP SERIES

The A's sweep the Boston Red Sox in four games to win their first American League pennant in 14 years. The A's hit .299 in the series and the pitching staff posts a 2.00 ERA while holding the Red Sox to a .206 batting average. Dennis Eckersley was named ALCS MVP after saving all four games and the bullpen recorded three of the wins. Dave Henderson hit .375 and Jose Canseco hit three of the A's seven home runs.

Jose Canseco homers in the fourth inning of Game 1 but Dave Henderson provides the game-winning single in the eighth inning in the A's 2-1 victory. Game 2 is a scoreless tie until the Red Sox score twice in the sixth off Storm Davis but Jose Canseco hit a two-run home run and Mark McGwire added a RBI single in the seventh to give the A's a 3-2 lead. After the Red Sox tie the game, Walt Weiss has the game-winning RBI single in the ninth. The A's outscore the Red Sox 10-6 in Game 3 as Carney Lansford, McGwire and Ron Hassey have three hits each while Hassey drives in three runs. The A's clinch the series with a 4-1 win in Game 4 as Dave Stewart allows one run in seven innings for the win. Jose Canseco homered in the first and Dave Henderson had an RBI single in the third before the A's score two insurance runs in the eighth.

### FINAL STATISTICS

PLAYER	AVG	G	AB	R	H	TB	2B	3B	HR	RBI	SH	SF	HP	BB	IBB	SO	SB	CS	DP	E	SLG	OBP
Baylor	.000	2	6	0	0	0	0	0	0	1	0	1	0	1	0	2	0	0	0	0	.000	.125
Canseco	.313	4	16	4	5	15	1	0	3	4	0	0	0	1	0	2	1	1	1	0	.938	.353
Gallego	.083	4	12	1	1	1	0	0	0	0	0	0	0	0	0	3	0	0	0	0	.083	.083
Hassey	.500	4	8	2	4	8	1	0	1	3	0	0	0	1	1	1	0	0	0	0	1.000	.556
Henderson	.375	4	16	2	6	10	1	0	1	4	0	0	0	1	0	7	0	0	0	2	.625	.412
Javier	.500	2	4	0	2	2	0	0	0	1	0	0	0	1	1	0	0	0	0	0	.500	.600
Lansford	.294	4	17	4	5	9	1	0	1	2	0	0	0	0	0	2	0	1	0	0	.529	.294
McGwire	.333	4	15	4	5	8	0	0	1	3	0	0	0	1	1	5	0	0	0	0	.533	.375
Parker	.250	3	12	1	3	4	1	0	0	0	0	0	0	0	0	4	0	0	0	1	.333	.250
Phillips	.286	2	7	0	2	3	1	0	0	0	0	0	0	1	0	3	0	0	0	0	.429	.375
Polonia	.400	3	5	0	2	2	0	0	0	0	0	0	0	1	0	2	0	1	0	0	.400	.500
Steinbach	.250	2	4	0	1	1	0	0	0	0	0	0	0	2	0	0	0	0	0	0	.250	.500
Weiss	.333	4	15	2	5	7	2	0	0	2	0	0	0	0	0	4	0	0	0	0	.467	.333
<b>Totals</b>	<b>.299</b>	<b>4</b>	<b>137</b>	<b>20</b>	<b>41</b>	<b>70</b>	<b>8</b>	<b>0</b>	<b>7</b>	<b>20</b>	<b>0</b>	<b>1</b>	<b>0</b>	<b>10</b>	<b>3</b>	<b>35</b>	<b>1</b>	<b>3</b>	<b>1</b>	<b>3</b>	<b>.511</b>	<b>.345</b>

PITCHER	W	L	ERA	G	GS	CG	GF	SHO	SV	IP	H	R	ER	HR	HB	BB	IBB	SO	WP	BK	AVG
Cadaret	0	0	27.00	1	0	0	0	0	0	0.1	1	1	1	1	0	0	0	0	0	0	.500
Davis	0	0	0.00	1	1	0	0	0	0	6.1	2	2	0	0	0	5	0	4	1	0	.100
Eckersley	0	0	0.00	4	0	0	4	0	4	6.0	1	0	0	0	0	2	0	5	0	0	.053
Honeycutt	1	0	0.00	3	0	0	0	0	0	2.0	0	0	0	0	0	2	0	0	0	0	.000
Nelson	2	0	0.00	2	0	0	0	0	0	4.2	5	0	0	0	0	1	0	0	0	0	.294
Plunk	0	0	0.00	1	0	0	0	0	0	0.1	1	0	0	0	0	0	0	1	0	0	.500
Stewart	1	0	1.35	2	2	0	0	0	0	13.1	9	2	2	0	1	6	0	11	0	0	.188
Welch	0	0	27.00	1	1	0	0	0	0	1.2	6	5	5	1	0	2	0	0	0	0	1.667
Young	0	0	0.00	1	0	0	0	0	0	1.1	1	1	0	0	0	0	0	2	0	0	.200
<b>Totals</b>	<b>4</b>	<b>0</b>	<b>2.00</b>	<b>4</b>	<b>4</b>	<b>0</b>	<b>4</b>	<b>0</b>	<b>4</b>	<b>36.0</b>	<b>26</b>	<b>11</b>	<b>8</b>	<b>2</b>	<b>1</b>	<b>18</b>	<b>0</b>	<b>23</b>	<b>1</b>	<b>1</b>	<b>.206</b>

### [Results and Boxscores](#)

## 1988 WORLD SERIES

The A's return to the World Series for the first time in 14 years when they also met the Dodgers. After winning the series in five games in 1974, the A's lose to the Dodgers in five games in 1988. The A's hit just .177 in the series and are outscored 21-11 in the five games. Jose Canseco collects just one hit in the series but leads the A's with five RBI. Storm Davis loses twice and posts an 11.25 ERA.

Canseco hits a grand slam in the second inning of Game 1 to give the A's a 4-2 lead before Kirk Gibson hits a pinch-hit, two-out, two-run home run in the bottom of the ninth to lift the Dodgers to a 5-4 win. Orel Hershiser shuts out the A's on three hits in a 6-0 Los Angeles win in Game 2. Davis allows six runs in 3.1 innings and Dave Parker has all three of the A's hits. The series moves to Oakland for Game 3 and the A's get their only win of the series when Mark McGwire breaks a 1-1 tie with a one-out home run in the bottom of the ninth. The Dodgers score two runs in the first inning of Game 4 and lead the rest of the way in a 4-3 win. Dave Henderson collects four hits. Hershiser clinches World Series MVP honors by tossing a four-hitter in Game 5 to defeat the A's 5-2.

### FINAL STATISTICS

PLAYER	AVG	G	AB	R	H	TB	2B	3B	HR	RBI	SH	SF	HP	BB	IBB	SO	SB	CS	DP	E	SLG	OBP
Baylor	.000	1	1	0	0	0	0	0	0	0	0	0	0	0	0	1	0	0	0	0	.000	.000
Canseco	.053	5	19	1	1	4	0	0	1	5	0	0	1	2	0	5	1	0	0	0	.211	.182
Davis	.000	2	1	0	0	0	0	0	0	0	0	0	0	0	0	1	0	0	0	0	.000	.000
Gallego	—	1	0	0	0	0	0	0	0	0	0	0	0	0	0	0	0	0	0	0	—	—
Hassey	.250	5	8	0	2	2	0	0	1	0	0	0	3	0	3	0	0	0	0	0	.250	.455
Henderson	.300	5	20	1	6	8	2	0	1	0	0	0	2	0	7	0	0	0	0	0	.400	.364
Hubbard	.250	4	12	2	3	3	0	0	0	0	0	0	1	0	2	1	0	0	0	1	.250	.308
Javier	.500	3	4	0	2	2	0	0	2	0	1	0	0	0	1	0	0	0	0	0	.500	.400
Lansford	.167	5	18	2	3	3	0	0	1	0	0	0	2	0	2	0	0	0	0	0	.167	.250
McGwire	.059	5	17	1	1	4	0	0	1	1	0	0	3	1	4	0	2	0	2	0	.235	.200
Parker	.200	4	15	0	3	3	0	0	0	0	0	0	2	0	4	0	0	0	0	0	.200	.294
Phillips	.250	2	4	1	1	1	0	0	0	0	0	0	1	0	2	0	0	0	0	0	.250	.400
Polonia	.111	3	9	1	1	1	0	0	0	0	0	0	0	0	2	0	0	0	0	0	.111	.111
Steinbach	.364	3	11	0	4	5	1	0	0	0	0	0	0	0	2	0	0	0	0	0	.455	.364
Stewart	.000	2	3	1	0	0	0	0	0	0	0	0	1	0	3	0	0	0	0	0	.000	.250
Weiss	.063	5	16	1	1	1	0	0	0	1	0	0	0	0	2	1	0	0	1	0	.063	.063
<b>Totals</b>	<b>.177</b>	<b>5</b>	<b>158</b>	<b>11</b>	<b>28</b>	<b>37</b>	<b>3</b>	<b>0</b>	<b>2</b>	<b>11</b>	<b>1</b>	<b>1</b>	<b>1</b>	<b>17</b>	<b>1</b>	<b>41</b>	<b>3</b>	<b>0</b>	<b>2</b>	<b>2</b>	<b>.234</b>	<b>.260</b>

PITCHER	W	L	ERA	G	GS	CG	GF	SHO	SV	IP	H	R	ER	HR	HB	BB	IBB	SO	WP	BK	AVG
Burns	0	0	0.00	1	0	0	1	0	0	0.1	0	0	0	0	0	0	0	0	0	0	.000
Cadaret	0	0	0.00	3	0	0	0	0	0	2.0	2	0	0	0	0	0	0	3	0	0	.250
Davis	0	2	11.25	2	2	0	0	0	0	8.0	14	10	10	3	0	1	0	7	0	0	.389
Eckersley	0	1	10.80	2	0	0	2	0	0	1.2	2	2	2	1	0	1	0	2	0	0	.333
Honeycutt	1	0	0.00	3	0	0	2	0	0	3.1	0	0	0	0	0	0	5	0	0	0	.000
Nelson	0	0	1.42	3	0	0	0	0	0	6.1	4	1	1	0	0	3	0	3	0	0	.174
Plunk	0	0	0.00	2	0	0	0	0	0	1.2	0	0	0	0	0	0	3	0	0	0	.000
Stewart	0	1	3.14	2	2	0	0	0	0	14.1	12	7	5	1	1	5	0	5	1	1	.222
Welch	0	0	1.80	1	1	0	0	0	0	5.0	6	1	1	0	0	3	0	8	0	0	.300
Young	0	0	0.00	1	0	0	0	0	0	1.0	1	0	0	0	0	0	0	0	0	0	.250
<b>Totals</b>	<b>1</b>	<b>4</b>	<b>3.92</b>	<b>5</b>	<b>5</b>	<b>0</b>	<b>5</b>	<b>0</b>	<b>0</b>	<b>43.2</b>	<b>41</b>	<b>21</b>	<b>19</b>	<b>5</b>	<b>1</b>	<b>13</b>	<b>0</b>	<b>36</b>	<b>1</b>	<b>1</b>	<b>.246</b>

### [Results and Boxscores](#)

## 1989 AMERICAN LEAGUE CHAMPIONSHIP SERIES

The A's win their second consecutive American League Pennant by defeating Toronto, four games to one. Rickey Henderson runs away with ALCS MVP honors, batting .400 with eight runs scored, two home runs, five RBI and eight stolen bases in the five game series. Dave Parker also homers twice, Dave Stewart wins both of his starts and Dennis Eckersley saves three of the A's four wins.

The A's win Game 1 by a 7-3 score, but were trailing 3-2 entering the sixth. Mark McGwire ties the game with a solo home run and Henderson breaks up a double play that leads to two more runs. Stewart and Eckersley do not allow a hit after a fourth inning home run by Ernie Whitt. Henderson goes 2-for-2 with two walks, two runs and four steals to lead the A's to a 6-3 win in Game 2 as Mike Moore allows just one unearned run in seven innings for the win. The series moves to Toronto for Game 3 and the Blue Jays record a 7-3 win, scoring six runs off Storm Davis after the A's build a 3-0 lead. Jose Canseco hits a home run into the fifth deck at Skydome to highlight the A's 6-5 win in Game 4. Henderson hits two home runs and also drives in four runs. The A's then clinch the series with a 4-3 win in Game 5, building a 4-0 lead before holding on as the Blue Jays score two in the eighth and three in the ninth. Stewart picks up the win and the A's offense collects just four hits.

### FINAL STATISTICS

PLAYER	AVG	G	AB	R	H	TB	2B	3B	HR	RBI	SH	SF	HP	BB	IBB	SO	SB	CS	DP	E	SLG	OBP
Blankenship	—	1	0	0	0	0	0	0	0	0	0	0	0	0	0	0	0	0	0	0	—	—
Canseco	.294	5	17	1	5	8	0	0	1	3	0	0	0	3	0	7	0	2	0	1	.471	.400
Gallego	.273	4	11	3	3	4	1	0	1	2	0	0	0	0	0	2	0	0	0	0	.364	.273
Hassey	.167	2	6	0	1	1	0	0	0	1	0	1	0	1	0	2	0	0	1	0	.167	.250
Henderson, D	.263	5	19	4	5	11	3	0	1	1	0	0	0	2	0	5	0	0	0	0	.579	.333
Henderson, R	.400	5	15	8	6	15	1	1	2	5	0	0	1	7	0	0	8	1	0	1	1.000	.609
Javier	.000	1	2	0	0	0	0	0	0	0	0	0	0	0	0	1	0	0	0	0	.000	.000
Lansford	.455	3	11	2	5	5	0	0	0	4	0	0	0	2	0	1	2	0	0	0	.455	.538
McGwire	.389	5	18	3	7	11	1	0	1	3	0	1	0	1	0	4	0	0	1	1	.611	.400
Parker	.188	4	16	2	3	9	0	0	2	3	0	0	0	0	0	0	0	0	0	0	.563	.188
Phelps	1.000	1	1	0	1	2	1	0	0	0	0	0	0	0	0	0	0	0	0	0	2.000	1.000
Phillips	.167	5	18	1	3	4	1	0	0	1	0	0	0	2	0	4	2	0	0	0	.222	.250
Steinbach	.200	4	15	0	3	3	0	0	0	1	0	0	0	1	0	5	0	0	0	0	.200	.250
Weiss	.111	4	9	2	1	2	1	0	0	0	1	0	0	1	0	1	1	0	0	0	.222	.200
<b>Totals</b>	<b>.272</b>	<b>5</b>	<b>158</b>	<b>26</b>	<b>43</b>	<b>75</b>	<b>9</b>	<b>1</b>	<b>7</b>	<b>23</b>	<b>3</b>	<b>2</b>	<b>1</b>	<b>20</b>	<b>0</b>	<b>32</b>	<b>13</b>	<b>3</b>	<b>2</b>	<b>3</b>	<b>.475</b>	<b>.354</b>

PITCHER	W	L	ERA	G	GS	CG	GF	SHO	SV	IP	H	R	ER	HR	HB	BB	IBB	SO	WP	BK	AVG
Davis	0	1	7.11	1	1	0	0	0	0	6.1	5	6	5	0	0	2	1	3	0	0	.227
Eckersley	0	0	1.59	4	0	0	4	0	3	5.2	4	1	1	0	0	0	0	2	0	0	.211
Honeycutt	0	0	32.40	3	0	0	0	0	0	1.2	6	6	6	0	0	5	0	1	1	0	.545
Moore	1	0	0.00	1	1	0	0	0	0	7.0	3	1	0	0	0	2	0	3	0	0	.125
Nelson	0	0	0.00	1	0	0	0	0	0	1.1	1	0	0	0	0	0	0	2	0	0	.250
Stewart	2	0	2.81	2	2	0	0	0	0	16.0	13	5	5	3	0	3	0	9	0	0	.224
Welch	1	0	3.18	1	1	0	0	0	0	5.2	8	2	2	0	0	1	0	4	0	0	.308
Young	0	0	0.00	1	0	0	1	0	0	0.1	0	0	0	0	0	2	0	0	0	0	.000
<b>Totals</b>	<b>4</b>	<b>1</b>	<b>3.89</b>	<b>5</b>	<b>5</b>	<b>0</b>	<b>5</b>	<b>0</b>	<b>3</b>	<b>44.0</b>	<b>40</b>	<b>21</b>	<b>19</b>	<b>3</b>	<b>0</b>	<b>15</b>	<b>1</b>	<b>24</b>	<b>1</b>	<b>0</b>	<b>.242</b>

### Results and Boxscores



## 1989 WORLD SERIES

Oakland sweeps San Francisco for the A's first World Championship in 15 years in a series halted 12 days after an earthquake struck just prior to Game 3. The A's outscore the Giants 32-14 in the four-game set, hitting nine home runs and batting .301. Dave Stewart earns series MVP honors with two wins and a 1.69 ERA, Mike Moore wins the other two games and Rickey Henderson hits .474.

Stewart tosses a five-hit shutout in Game 1 as the A's win 5-0 in Oakland. The A's score three times in the second and Dave Parker and Walt Weiss hit solo home runs in the third and fourth innings. Moore and the A's bullpen hold the Giants to one run in a 5-1 victory in Game 2. With the score tied 1-1 after three innings, the A's break the game open with a four-run fourth, highlighted by Terry Steinbach's three-run homer. The series moves to San Francisco for Game 3 and the A's outslug the Giants 13-7. Dave Henderson homers twice and Tony Phillips, Jose Canseco and Carney Lansford also homer as the A's tie a series record with five home runs. Moore picks up the win in the A's 9-6 win in Game 4 and also adds a two-run double. Rickey Henderson homers and collects three hits as the A's lead 8-0 entering the bottom of the sixth.

### FINAL STATISTICS

PLAYER	AVG	G	AB	R	H	TB	2B	3B	HR	RBI	SH	SF	HP	BB	IBB	SO	SB	CS	DP	E	SLG	OBP
Blankenship	.500	1	2	1	1	1	0	0	0	0	0	0	0	0	0	0	0	0	0	0	.500	.500
Canseco	.357	4	14	5	5	8	0	0	1	3	0	0	0	4	1	3	1	0	0	0	.571	.500
Gallego	.000	2	1	0	0	0	0	0	0	0	0	0	0	0	0	0	0	0	0	0	.000	.000
Henderson, D	.308	4	13	6	4	12	2	0	2	4	0	0	1	4	0	3	0	0	1	0	.923	.500
Henderson, R	.474	4	19	4	9	17	1	2	1	3	0	0	0	2	0	2	3	1	0	0	.895	.524
Javier	—	1	0	0	0	0	0	0	0	0	0	0	0	0	0	0	0	0	0	0	—	—
Lansford	.438	4	16	5	7	11	1	0	1	4	0	0	0	3	0	1	0	0	1	0	.688	.526
McGwire	.294	4	17	0	5	6	1	0	0	1	0	0	0	1	0	3	0	0	0	0	.353	.333
Moore	.333	2	3	1	1	2	1	0	0	2	0	0	0	0	0	1	0	0	0	0	.667	.333
Parker	.222	3	9	2	2	6	1	0	1	2	0	0	0	0	0	2	0	0	0	0	.667	.222
Phelps	.000	1	1	0	0	0	0	0	0	0	0	0	0	0	0	0	0	0	0	0	.000	.000
Phillips	.235	4	17	2	4	8	1	0	1	3	0	0	0	0	0	3	0	0	0	0	.471	.235
Steinbach	.250	4	16	3	4	9	0	1	1	7	0	0	0	2	0	1	0	0	0	0	.563	.333
Stewart	.000	2	3	0	0	0	0	0	0	0	0	0	0	0	0	1	0	0	0	1	.000	.000
Weiss	.133	4	15	3	2	5	0	0	1	1	0	0	0	2	2	2	0	0	0	0	.333	.235
<b>Totals</b>	<b>.301</b>	<b>4</b>	<b>146</b>	<b>32</b>	<b>44</b>	<b>85</b>	<b>8</b>	<b>3</b>	<b>9</b>	<b>30</b>	<b>0</b>	<b>0</b>	<b>1</b>	<b>18</b>	<b>3</b>	<b>22</b>	<b>4</b>	<b>1</b>	<b>2</b>	<b>1</b>	<b>.582</b>	<b>.382</b>

PITCHER	W	L	ERA	G	GS	CG	GF	SHO	SV	IP	H	R	ER	HR	HB	BB	IBB	SO	WP	BK	AVG
Burns	0	0	0.00	2	0	0	1	0	0	1.2	1	0	0	0	0	1	0	0	0	0	.167
Eckersley	0	0	0.00	2	0	0	2	0	1	1.2	0	0	0	0	0	0	0	0	0	0	.000
Honeycutt	0	0	6.75	3	0	0	0	0	0	2.2	4	2	2	0	0	0	0	2	0	0	.364
Moore	2	0	2.08	2	2	0	0	0	0	13.0	9	3	3	1	0	3	0	10	2	0	.196
Nelson	0	0	54.00	2	0	0	0	0	0	1.0	4	6	6	2	0	2	0	1	0	0	.571
Stewart	2	0	1.69	2	2	1	0	1	0	16.0	10	3	3	1	0	2	0	14	0	0	.169
<b>Totals</b>	<b>4</b>	<b>0</b>	<b>3.50</b>	<b>4</b>	<b>4</b>	<b>1</b>	<b>3</b>	<b>1</b>	<b>1</b>	<b>36.0</b>	<b>28</b>	<b>14</b>	<b>14</b>	<b>4</b>	<b>0</b>	<b>8</b>	<b>0</b>	<b>27</b>	<b>2</b>	<b>0</b>	<b>.209</b>

### [Results and Boxscores](#)

## 1990 AMERICAN LEAGUE CHAMPIONSHIP SERIES

The A's sweep Boston in the American League Championship Series for the second time in the last three years and become the first team since the 1976-78 New York Yankees to win three straight pennants. The A's pitching staff held the Red Sox to four runs, one in each game, while the offense hit .299 with no home runs. Dave Stewart picked up two wins and posted a 1.13 ERA to earn ALCS MVP honors and Terry Steinbach (.455), Carney Lansford (.438) and Mike Gallego (.400) all hit .400.

Dave Stewart and Roger Clemens engaged in a pitchers duel in Game 1 and when Clemens left after six innings, the A's trailed 1-0. The A's then scored nine runs off the Sox bullpen, including seven in the ninth, to win 9-1. Rickey Henderson had three RBI, Lansford and Steinbach had three hits each and Stewart allows one run in eight innings. Boston again took a 1-0 lead in Game 2, but the A's scored four unanswered runs this time, tying the game on a Harold Baines RBI single in the fourth and taking the lead on a Baines ground out in the seventh. The series moves to Oakland for Game 3 and starts in a familiar way as Boston scores a run in the second before the A's score twice in the fourth and sixth innings to win 4-1. The A's finally score first in Game 4, scoring three times in the second highlighted by a two-run double by Mike Gallego. Dave Stewart pitches eight scoreless innings before allowing a run in the ninth and Rick Honeycutt gets the final three outs for the save in the A's 3-1 win.

### FINAL STATISTICS

PLAYER	AVG	G	AB	R	H	TB	2B	3B	HR	RBI	SH	SF	HP	BB	IBB	SO	SB	CS	DP	E	SLG	OBP
Baines	.357	4	14	2	5	6	1	0	0	3	1	0	0	2	2	1	1	0	1	0	.429	.438
Blankenship	—	3	0	1	0	0	0	0	0	0	0	0	0	0	0	0	1	0	0	0	—	—
Canseco	.182	4	11	3	2	2	0	0	0	1	0	1	0	5	0	5	2	0	0	0	.182	.412
Gallego	.400	4	10	1	4	5	1	0	0	2	0	0	1	1	0	1	0	1	0	0	.500	.500
Hassey	.333	2	3	0	1	1	0	0	0	0	0	0	1	2	0	0	0	0	1	0	.333	.667
Henderson, D	.167	2	6	0	1	1	0	0	0	1	0	1	1	0	0	2	1	0	1	0	.167	.250
Henderson, R	.294	4	17	1	5	5	0	0	0	3	0	1	0	1	0	2	2	1	0	0	.294	.316
Jennings	.000	1	1	0	0	0	0	0	0	0	0	0	0	0	0	0	0	0	0	0	.000	.000
Lansford	.438	4	16	2	7	8	1	0	0	2	2	0	0	0	0	1	0	0	0	0	.500	.438
McGee	.222	3	9	3	2	3	1	0	0	0	1	0	0	1	0	2	2	0	0	0	.333	.300
McGwire	.154	4	13	2	2	2	0	0	0	2	0	0	1	3	0	3	0	0	0	0	.154	.353
Quirk	1.000	1	1	0	1	1	0	0	0	0	0	0	0	0	0	0	0	0	0	0	1.000	1.000
Randolph	.375	4	8	1	3	3	0	0	0	3	0	0	0	1	0	0	0	0	1	0	.375	.444
Steinbach	.455	3	11	2	5	5	0	0	0	1	0	0	0	1	0	2	0	1	1	0	.455	.500
Weiss	.000	2	7	2	0	0	0	0	0	0	0	0	0	2	0	2	0	0	0	1	.000	.222
<b>Totals</b>	<b>.299</b>	<b>4</b>	<b>127</b>	<b>20</b>	<b>38</b>	<b>42</b>	<b>4</b>	<b>0</b>	<b>0</b>	<b>18</b>	<b>4</b>	<b>3</b>	<b>4</b>	<b>19</b>	<b>2</b>	<b>21</b>	<b>9</b>	<b>3</b>	<b>5</b>	<b>1</b>	<b>.331</b>	<b>.399</b>

PITCHER	W	L	ERA	G	GS	CG	GF	SHO	SV	IP	H	R	ER	HR	HB	BB	IBB	SO	WP	BK	AVG
Eckersley	0	0	0.00	3	0	0	3	0	2	3.1	2	0	0	0	0	0	0	3	0	0	.167
Honeycutt	0	0	0.00	3	0	0	1	0	1	1.2	0	0	0	0	0	0	0	0	0	0	.000
Moore	1	0	1.50	1	1	0	0	0	0	6.0	4	1	1	0	0	1	0	5	0	0	.190
Nelson	0	0	0.00	1	0	0	0	0	0	1.2	3	0	0	0	0	0	0	0	0	0	.375
Stewart	2	0	1.13	2	2	0	0	0	0	16.0	8	2	2	1	0	2	0	4	0	0	.148
Welch	1	0	1.23	1	1	0	0	0	0	7.1	6	1	1	0	0	3	0	4	0	0	.222
<b>Totals</b>	<b>4</b>	<b>0</b>	<b>1.00</b>	<b>4</b>	<b>4</b>	<b>0</b>	<b>4</b>	<b>0</b>	<b>3</b>	<b>36.0</b>	<b>23</b>	<b>4</b>	<b>4</b>	<b>1</b>	<b>0</b>	<b>6</b>	<b>0</b>	<b>16</b>	<b>0</b>	<b>0</b>	<b>.183</b>

### Results and Boxscores

## 1990 WORLD SERIES

The A's are swept by Cincinnati in the World Series, the fourth sweep in which the A's were involved in six postseason series from 1988-90. The Reds outscore the A's 22-8, shutting out Oakland in Game 1 and holding the A's to one run in Game 4. The A's hit .207 as a team led by Rickey Henderson (.333). Dave Stewart posts a 2.77 ERA but loses twice.

Former Athletic Jose Rijo shuts out the A's in Game 1 at Cincinnati, 7-0. He combines with Rob Dibble and Randy Myers on a nine-hit shutout as the A's strand 11. Dave Stewart takes the loss, allowing four runs on three hits and four walks in four innings. The A's lose 5-4 in 10 innings in Game 2 as Dennis Eckersley allows three consecutive hits, including the game winning RBI single to Joe Oliver. Jose Canseco's solo home run highlights the A's three-run third which puts Oakland ahead 4-2 but the Reds score one in the fourth and one in the eighth to tie game. The series moves to Oakland for Game 3 but the Reds win 8-2, scoring seven times in the third inning. Mike Moore allows six runs in 2 2/3 innings for the loss and Scott Sanderson allows two more. A Harold Baines two-run home run and a Rickey Henderson solo shot account for the A's scoring. Dave Stewart tosses a complete game in Game 4, but the A's lose 2-1 as Jose Rijo and Randy Myers combine on a two-hitter. Carney Lansford has a RBI single in the first. Stewart shuts out the Reds over the first seven innings before Cincinnati scores two in the eighth on a fielder's choice and a Hal Morris sacrifice fly.

### FINAL STATISTICS

PLAYER	AVG	G	AB	R	H	TB	2B	3B	HR	RBI	SH	SF	HP	BB	IBB	SO	SB	CS	DP	E	SLG	OBP
Baines	.143	3	7	1	1	4	0	0	1	2	0	0	0	1	1	2	0	0	0	0	.571	.250
Blankenship	.000	1	1	0	0	0	0	0	0	0	0	0	0	0	0	1	0	0	0	0	.000	.000
Bordick	—	3	0	0	0	0	0	0	0	0	0	0	0	0	0	0	0	0	0	0	—	—
Canseco	.083	4	12	1	1	4	0	0	1	2	0	0	0	2	0	3	0	0	1	0	.333	.214
Gallego	.091	4	11	0	1	1	0	0	0	1	0	0	0	1	0	3	1	0	0	0	.091	.167
Hassey	.333	3	6	0	2	2	0	0	0	1	0	1	0	0	0	0	0	0	0	1	.333	.286
Henderson, D.	.231	4	13	2	3	4	1	0	0	0	0	0	0	1	0	3	0	0	0	0	.308	.286
Henderson, R.	.333	4	15	2	5	10	2	0	1	1	0	0	0	3	0	4	3	0	0	0	.667	.444
Jennings	1.000	1	1	0	1	1	0	0	0	0	0	0	0	0	0	0	0	0	0	0	1.000	1.000
Lansford	.267	4	15	0	4	4	0	0	0	1	1	0	0	1	0	0	1	0	0	0	.267	.313
McGee	.200	4	10	1	2	3	1	0	0	0	0	0	0	0	0	2	1	0	1	0	.300	.200
McGwire	.214	4	14	1	3	3	0	0	0	0	0	0	0	2	0	4	0	0	0	2	.214	.313
Quirk	.000	1	3	0	0	0	0	0	0	0	0	0	0	0	0	2	0	0	0	0	.000	.000
Randolph	.267	4	15	0	4	4	0	0	0	0	0	0	0	1	0	0	1	0	0	0	.267	.313
Steinbach	.125	3	8	0	1	1	0	0	0	0	0	0	0	0	0	1	0	0	0	0	.125	.125
Stewart	.000	2	1	0	0	0	0	0	0	0	0	0	0	0	0	1	0	0	0	1	.000	.000
Welch	.000	1	3	0	0	0	0	0	0	0	1	0	0	0	0	2	0	0	0	0	.000	.000
<b>Totals</b>	<b>.207</b>	<b>4</b>	<b>135</b>	<b>8</b>	<b>28</b>	<b>41</b>	<b>4</b>	<b>0</b>	<b>3</b>	<b>8</b>	<b>2</b>	<b>1</b>	<b>0</b>	<b>12</b>	<b>1</b>	<b>28</b>	<b>7</b>	<b>0</b>	<b>2</b>	<b>5</b>	<b>.304</b>	<b>.270</b>

PITCHER	W	L	ERA	G	GS	CG	GF	SHO	SV	IP	H	R	ER	HR	HB	BB	IBB	SO	WP	BK	AVG
Burns	0	0	16.20	2	0	0	0	0	0	1.2	5	3	3	0	0	2	0	0	1	0	.500
Eckersley	0	1	6.75	2	0	0	2	0	0	1.1	3	1	1	0	0	0	0	1	0	0	.429
Honeycutt	0	0	0.00	1	0	0	0	0	0	1.2	2	0	0	0	0	1	1	0	0	0	.286
Klink	0	0	—	1	0	0	0	0	0	0.0	0	0	0	0	0	1	0	0	0	0	—
Moore	0	1	6.75	1	1	0	0	0	0	2.2	8	6	2	2	0	0	0	1	0	0	.500
Nelson	0	0	0.00	2	0	0	0	0	0	5.0	3	0	0	0	0	2	0	0	0	0	.188
Sanderson	0	0	10.80	2	0	0	0	0	0	1.2	4	2	2	0	0	1	0	0	1	0	.500
Stewart	0	2	3.46	2	2	1	0	0	0	13.0	10	6	5	1	1	6	0	5	0	0	.222
Welch	0	0	4.91	1	1	0	0	0	0	7.1	9	4	4	0	0	2	0	2	0	0	.310
Young	0	0	0.00	1	0	0	1	0	0	1.0	1	0	0	0	0	0	0	0	0	0	.250
<b>Totals</b>	<b>0</b>	<b>4</b>	<b>3.57</b>	<b>4</b>	<b>4</b>	<b>1</b>	<b>3</b>	<b>0</b>	<b>0</b>	<b>35.1</b>	<b>45</b>	<b>22</b>	<b>14</b>	<b>3</b>	<b>1</b>	<b>15</b>	<b>1</b>	<b>9</b>	<b>2</b>	<b>0</b>	<b>.317</b>

### Results and Boxscores

## 1992 AMERICAN LEAGUE CHAMPIONSHIP SERIES

The A's return to the ALCS for the fourth time in the last five years, but lose for the first time during that stretch as Toronto wins the series, 4-2. The A's hit .251 as a team led by Harold Baines (.440) and Jerry Browne (.400). Ruben Sierra leads Oakland with seven RBI. Dave Stewart has one of the A's two wins and posts a 2.70 ERA.

The A's open the series with a 4-3 win in Game 1 at Toronto as Harold Baines breaks a 3-3 tie with a ninth inning home run. Oakland scores three in the first on home runs by Mark McGwire and Terry Steinbach but Dave Stewart allows single runs in the fifth, sixth and eighth innings. Toronto comes back to win Game 2, 3-1 as David Cone shuts out the A's over the first eight innings before Baines has a RBI single in the ninth. Mike Moore allows three runs in seven innings for the loss. The Blue Jays win the first game in Oakland, 7-5 as Juan Guzman defeats Ron Darling. The A's collect 13 hits but strand 11 runners. Toronto then goes up 3-1 in the series with a 7-6, 11 inning win in Game 4. The A's score five times in the third and lead 6-1 entering the eighth. The Blue Jays score three times in the eighth and then tie the game on a two-run home run by Roberto Alomar off Dennis Eckersley in the ninth. A Pat Borders sacrifice fly off Kelly Downs in the 11th is the game winner. Dave Stewart keeps the A's alive with a complete game seven hitter as Oakland wins Game 5, 6-2. Jerry Browne provides the offense with four hits and two RBI and Ruben Sierra adds three RBI. The series returns to Toronto for Game 6 and the Blue Jays clinch the AL Pennant with a 9-2 win. Mike Moore takes the loss, allowing six runs on seven hits in 2.2 innings.

### FINAL STATISTICS

PLAYER	AVG	G	AB	R	H	TB	2B	3B	HR	RBI	SH	SF	HP	BB	IBB	SO	SB	CS	DP	E	SLG	OBP
Baines	.440	6	25	6	11	16	2	0	1	4	1	0	0	0	0	3	0	0	1	0	.640	.440
Blankenship	.231	5	13	2	3	3	0	0	0	0	0	0	3	0	4	1	0	0	2	.231	.375	
Bordick	.053	6	19	1	1	1	0	0	0	0	0	0	0	1	0	2	1	0	1	.053	.100	
Browne	.400	4	10	3	4	4	0	0	2	1	0	0	2	0	0	0	0	0	0	.400	.500	
Fox	.000	4	1	0	0	0	0	0	0	0	0	0	0	1	0	0	2	0	0	.000	.500	
Henderson	.261	6	23	5	6	6	0	0	0	1	0	0	0	4	0	4	2	0	3	.261	.370	
Lansford	.167	5	18	0	3	3	0	0	1	0	0	0	1	0	1	0	0	1	1	.167	.211	
McGwire	.150	6	20	1	3	6	0	0	1	3	1	0	1	5	2	4	0	0	1	.300	.346	
Quirk	.000	1	1	0	0	0	0	0	0	0	0	0	0	0	0	0	0	0	0	.000	.000	
Ready	.000	1	1	0	0	0	0	0	0	0	0	0	0	0	1	0	0	0	0	.000	.000	
Sierra	.333	6	24	4	8	15	2	1	1	7	0	2	0	2	0	1	1	2	1	.625	.357	
Steinbach	.292	6	24	1	7	10	0	0	1	5	0	0	0	2	0	7	0	0	1	.417	.346	
Weiss	.167	3	6	1	1	1	0	0	0	0	0	0	0	2	0	1	2	0	0	.167	.375	
Wilson	.227	6	22	0	5	6	1	0	0	0	0	0	1	0	5	7	0	0	.273	.261		
<b>Totals</b>	<b>.251</b>	<b>6</b>	<b>207</b>	<b>24</b>	<b>52</b>	<b>71</b>	<b>5</b>	<b>1</b>	<b>4</b>	<b>23</b>	<b>3</b>	<b>2</b>	<b>1</b>	<b>24</b>	<b>2</b>	<b>33</b>	<b>16</b>	<b>2</b>	<b>5</b>	<b>.343</b>	<b>.329</b>	

PITCHER	W	L	ERA	G	GS	CG	GF	SHO	SV	IP	H	R	ER	HR	HB	BB	IBB	SO	WP	BK	AVG
Corsi	0	0	0.00	3	0	0	0	0	0	2.0	2	0	0	0	0	3	0	0	0	0	.286
Darling	0	1	3.00	1	1	0	0	0	0	6.0	4	3	2	2	0	2	0	3	2	0	.200
Downs	0	1	3.86	2	0	0	1	0	0	2.1	3	3	1	0	0	1	0	0	0	0	.300
Eckersley	0	0	6.00	3	0	0	2	0	1	3.0	8	2	2	1	0	0	0	2	0	0	.471
Honeycutt	0	0	0.00	2	0	0	0	0	0	2.0	0	0	0	0	0	0	0	1	0	0	.000
Moore	0	2	7.45	2	2	0	0	0	0	9.2	11	9	8	3	0	5	1	7	0	0	.282
Parrett	0	0	11.57	3	0	0	1	0	0	2.1	6	3	3	0	0	0	1	0	0	0	.600
Russell	1	0	9.00	3	0	0	0	0	0	2.0	2	2	2	0	0	4	0	0	1	0	.222
Stewart	1	0	2.70	2	2	1	0	0	0	16.2	14	5	5	3	0	6	0	7	0	0	.233
Welch	0	0	2.57	1	1	0	0	0	0	7.0	7	2	2	1	0	1	0	7	0	0	.250
Witt	0	0	18.00	1	0	0	1	0	0	1.0	2	2	2	0	0	1	0	1	0	0	.500
<b>Totals</b>	<b>2</b>	<b>4</b>	<b>4.50</b>	<b>6</b>	<b>6</b>	<b>1</b>	<b>5</b>	<b>0</b>	<b>1</b>	<b>54.0</b>	<b>59</b>	<b>31</b>	<b>27</b>	<b>10</b>	<b>0</b>	<b>23</b>	<b>1</b>	<b>29</b>	<b>3</b>	<b>0</b>	<b>.281</b>

### [Results and Boxscores](#)

2000 AMERICAN LEAGUE DIVISION SERIES

The A's return to postseason play for the first time since 1992 and take the eventual World Champion New York Yankees to five games before losing the series, 3-2. The A's outscore New York 23-19, thanks to an 11-1 win in Game 4. Oakland hits .263 as a team led by Ramon Hernandez (.375). The pitching staff compiles a 3.48 ERA led by Jim Mecir who tossed 5.1 shutout innings and retired 16 of the 17 hitters he faces.

The A's open the series with a 5-3 win in Oakland as Ramon Hernandez has a RBI double in the sixth inning to break a 3-3 tie. Trailing 2-0 after four innings, the A's score three times in the fifth, beginning with a Hernandez RBI single. Gil Heredia allows three runs in six innings for the win. The Yankees come back to win Game 2 as Andy Pettitte and Mariano Rivera combine to shut out the A's on six hits. The series moves to New York for Game 3 and the Yankees win their second straight with a 4-2 victory. Tim Hudson goes the distance for the A's but Orlando Hernandez and Rivera combine to limit the A's to two runs on four hits, including a Terrence Long home run. Facing elimination in Game 4, Barry Zito allows one run in 5 2/3 innings to pick up the victory in the A's 11-1 win. Olmedo Saenz hits a three-run home run in the first inning and Ben Grieve adds a two-run single in the A's three-run sixth. Oakland adds another run in the eighth and four more in the ninth, including a two-run double by Eric Chavez. The series returns to Oakland for Game 5 but the Yankees score six times in the first inning off Gil Heredia for a 7-5 win. The A's score twice in the second, once in the third and two more times in the fourth but are shut out on three hits over the final five innings.

FINAL STATISTICS

PLAYER	AVG	G	AB	R	H	TB	2B	3B	HR	RBI	SH	SF	HP	BB	IBB	SO	SB	CS	DP	E	SLG	OBP
Chavez	.333	5	21	4	7	10	3	0	0	4	0	0	0	0	0	5	0	0	1	0	.476	.333
Christenson	.500	2	2	0	1	1	0	0	0	1	0	0	0	0	0	1	0	0	0	0	.500	.500
Fasano	—	1	0	0	0	0	0	0	0	0	0	0	0	0	0	0	0	0	0	0	—	—
Giambi, Ja.	.286	5	14	2	4	4	0	0	0	1	0	1	0	7	1	2	1	0	0	1	.286	.500
Giambi, Je.	.333	4	9	1	3	3	0	0	0	1	0	0	0	2	0	2	0	0	0	0	.333	.455
Grieve	.118	5	17	1	2	2	0	0	0	2	0	0	0	3	0	7	0	0	2	0	.118	.250
Hernandez	.375	5	16	3	6	8	2	0	0	3	1	0	1	0	0	3	0	0	0	1	.500	.412
Long	.158	5	19	2	3	6	0	0	1	1	0	0	0	3	0	2	0	0	2	1	.316	.273
Menechino	—	1	0	0	0	0	0	0	0	0	0	0	0	0	0	0	0	0	0	0	—	—
Piatt	.167	3	6	2	1	1	0	0	0	0	0	0	0	0	0	1	0	0	0	0	.167	.167
Porter	1.000	2	1	0	1	1	0	0	0	1	0	0	0	0	0	0	0	0	0	0	1.000	1.000
Saenz	.231	4	13	1	3	6	0	0	1	4	0	1	1	0	0	2	0	0	1	0	.462	.267
Stairs	.111	3	9	0	1	2	1	0	0	0	0	0	0	0	0	1	0	0	0	0	.222	.111
Tejada	.350	5	20	5	7	9	2	0	0	1	0	0	0	2	0	2	1	0	0	0	.450	.409
Velarde	.250	5	20	2	5	6	1	0	0	3	0	0	0	2	0	3	1	0	0	2	.300	.318
<b>Totals</b>	<b>.263</b>	<b>5</b>	<b>167</b>	<b>23</b>	<b>44</b>	<b>59</b>	<b>9</b>	<b>0</b>	<b>2</b>	<b>22</b>	<b>1</b>	<b>2</b>	<b>2</b>	<b>19</b>	<b>1</b>	<b>31</b>	<b>3</b>	<b>0</b>	<b>6</b>	<b>5</b>	<b>.353</b>	<b>.342</b>

PITCHER	W	L	ERA	G	GS	CG	GF	SHO	SV	IP	H	R	ER	HR	HB	BB	IBB	SO	WP	BK	AVG
Appier	0	1	3.48	2	1	0	0	0	0	10.1	10	4	4	1	0	6	1	13	0	0	.250
Heredia	1	1	12.79	2	2	0	0	0	0	6.1	11	9	9	0	1	3	0	3	0	0	.407
Hudson	0	1	3.38	1	1	1	0	0	0	8.0	6	4	3	0	0	4	0	5	0	0	.194
Isringhausen	0	0	0.00	2	0	0	2	0	1	2.0	1	0	0	0	0	0	0	3	0	0	.143
Jones	0	0	0.00	2	0	0	2	0	0	1.1	1	0	0	0	0	0	0	1	0	0	.200
Magnante	0	0	0.00	2	0	0	0	0	0	3.0	1	0	0	0	0	0	0	2	0	0	.111
Mecir	0	0	0.00	3	0	0	0	0	0	5.1	1	0	0	0	0	0	0	2	0	0	.059
Tam	0	0	0.00	3	0	0	0	0	0	2.0	3	1	0	0	0	1	1	1	0	0	.333
Zito	1	0	1.59	1	1	0	0	0	0	5.2	7	1	1	0	0	2	0	5	0	0	.304
<b>Totals</b>	<b>2</b>	<b>3</b>	<b>3.48</b>	<b>5</b>	<b>5</b>	<b>1</b>	<b>4</b>	<b>0</b>	<b>1</b>	<b>44.0</b>	<b>41</b>	<b>19</b>	<b>17</b>	<b>1</b>	<b>1</b>	<b>16</b>	<b>2</b>	<b>35</b>	<b>0</b>	<b>0</b>	<b>.244</b>

[Results and Boxscores](#)

## 2001 AMERICAN LEAGUE DIVISION SERIES

The A's face New York in the American League Division Series again and lose to the Yankees in five games for the second straight year. The pitching staff compiles a 2.86 ERA, including 0.93 by Tim Hudson. Johnny Damon leads the A's with a .409 batting average and Terrence Long hits two home runs, both in Game 1.

The A's open the series with a 5-3 win for the second consecutive year as Mark Mulder allows one run on seven hits in 6 2/3 innings for the win. Terrence Long becomes the sixth Athletic to homer twice in a postseason game as he leads off the fourth and eighth innings with home runs. Johnny Damon is 4 for 4 with a walk and steals two bases. Tim Hudson combines with Jason Istringhausen for a 2-0, seven-hit shutout in Game 2. Hudson allows six of the hits in eight innings and Ron Gant homers to start the fourth inning. The series returns to Oakland for Game 3 and Mike Mussina and Mariano Rivera combine to shut out the A's on six hits. Jorge Posada homers with one out in the fifth for the only run and Barry Zito takes the loss, despite allowing one run on two hits and one walk in eight innings. Cory Lidle starts Game 4 and allows two unearned runs in the second, two in the third and two of the Yankees three runs in the fourth in a 9-2 loss. Lidle allows six runs on five hits and three walks in 3 1/3 innings. Miguel Tejada has four hits and Jermaine Dye breaks his leg after fouling off a pitch in the third inning. The series returns to Yankee Stadium for Game 5 and New York completes its comeback with a 5-3 win. RBI singles by Jason and Jeremy Giambi in the first and second innings give the A's a 2-0 lead but New York scores two in the second and unearned runs in the third and fourth off Mulder to take the lead for good. Mulder allows four runs on seven hits in 4 1/3 innings for the loss.

### FINAL STATISTICS

PLAYER	AVG	G	AB	R	H	TB	2B	3B	HR	RBI	SH	SF	HP	BB	IBB	SO	SB	CS	DP	E	SLG	OBP
Byrnes	.000	2	2	0	0	0	0	0	0	0	0	0	0	0	0	1	0	0	0	0	.000	.000
Chavez	.143	5	21	0	3	4	1	0	0	0	0	0	0	0	5	0	0	1	1	.190	.143	
Damon	.409	5	22	3	9	13	2	1	0	0	0	0	0	1	0	1	2	0	0	.591	.435	
Dye	.231	4	13	0	3	5	2	0	0	0	0	0	2	0	2	0	0	0	0	.385	.333	
Gant	.182	4	11	1	2	5	0	0	1	1	0	0	0	0	3	0	0	0	0	.455	.182	
Giambi, Ja.	.353	5	17	2	6	9	0	0	1	4	0	1	0	4	1	2	0	0	1	.529	.455	
Giambi, Je.	.308	5	13	0	4	5	1	0	0	2	0	0	0	1	0	0	1	0	0	.385	.357	
Hernandez	.000	5	10	0	0	0	0	0	0	0	0	0	1	1	0	4	0	0	0	.000	.167	
Long	.389	5	18	3	7	16	3	0	2	3	0	0	0	1	0	2	0	0	0	.889	.421	
Menechino	.083	4	12	2	1	1	0	0	0	0	0	0	0	1	0	4	0	0	0	.083	.154	
Myers	.143	3	7	0	1	1	0	0	0	0	0	0	0	0	3	0	0	1	1	.143	.143	
Saenz	.000	3	4	0	0	0	0	0	0	0	0	0	0	0	1	0	0	0	0	.000	.000	
Santangelo	.333	2	3	0	1	2	1	0	0	0	0	0	1	0	0	0	0	0	0	.667	.500	
Tejada	.286	5	21	1	6	9	3	0	0	1	0	1	1	0	0	3	0	0	0	.429	.304	
<b>Totals</b>	<b>.247</b>	<b>5</b>	<b>174</b>	<b>12</b>	<b>43</b>	<b>70</b>	<b>13</b>	<b>1</b>	<b>4</b>	<b>11</b>	<b>0</b>	<b>2</b>	<b>3</b>	<b>11</b>	<b>1</b>	<b>31</b>	<b>3</b>	<b>0</b>	<b>3</b>	<b>.402</b>	<b>.300</b>	

PITCHER	W	L	ERA	G	GS	CG	GF	SHO	SV	IP	H	R	ER	HR	HB	BB	IBB	SO	WP	BK	AVG
Bradford	0	0	0.00	1	0	0	0	0	0	1.0	0	0	0	0	0	0	0	1	0	0	.000
Guthrie	0	0	0.00	2	0	0	1	0	0	3.0	0	0	0	0	0	0	0	2	0	0	.000
Hiljus	0	0	27.00	1	0	0	0	0	0	0.1	0	1	1	0	0	2	0	0	0	0	.000
Hudson	1	0	0.93	2	1	0	0	0	0	9.2	8	1	1	1	0	1	0	5	0	0	.222
Istringhausen	0	0	0.00	2	0	0	2	0	2	2.0	1	0	0	0	0	1	0	3	0	0	.143
Lidle	0	1	10.80	1	1	0	0	0	0	3.1	5	6	4	0	0	3	0	0	0	0	.357
Magnante	0	0	0.00	1	0	0	0	0	0	1.1	3	0	0	0	0	1	0	1	0	0	.500
Mecir	0	0	5.40	2	0	0	1	0	0	3.1	4	2	2	1	0	0	0	4	0	0	.286
Mulder	1	1	2.45	2	2	0	0	0	0	11.0	14	5	3	0	2	2	0	7	0	0	.318
Tam	0	0	18.00	1	0	0	1	0	0	1.0	3	2	2	0	0	0	0	0	0	0	.500
Zito	0	1	1.13	1	1	0	0	0	0	8.0	2	1	1	1	2	1	0	6	0	0	.077
<b>Totals</b>	<b>2</b>	<b>3</b>	<b>2.86</b>	<b>5</b>	<b>5</b>	<b>0</b>	<b>5</b>	<b>1</b>	<b>2</b>	<b>44.0</b>	<b>40</b>	<b>18</b>	<b>14</b>	<b>3</b>	<b>4</b>	<b>11</b>	<b>0</b>	<b>29</b>	<b>0</b>	<b>0</b>	<b>.241</b>

### Results and Boxscores

2002 AMERICAN LEAGUE DIVISION SERIES

The A's reach the postseason for the third consecutive season, facing Minnesota in the ALDS. However, the A's lose in five games for the third straight year. The A's hit .288 in the series, scoring 26 runs in the five games. Scott Hatteberg leads the A's with a .500 batting average and Ray Durham hits two home runs. The A's pitching staff allows 27 runs for a 4.09 ERA.

After winning Game 1 in each of the previous two seasons, the A's drop the opener in 2002, 7-5. The A's take a 5-1 lead after two innings but Tim Hudson allows a run in the third and one of the Twins three runs in the sixth. Ted Lilly allows two runs in two-thirds of an inning for the loss and blown save. The A's win Game 2 9-1 as Eric Chavez hits a three-run home run in the first to give Mark Mulder all the runs he would need. Mulder allows a run on five hits in six innings. The series moves to Minnesota for Game 3 and the A's win 6-3 behind Barry Zito. Ray Durham leads off the game with an inside-the-park home run and Scott Hatteberg follows with a home run to mark the first time in postseason history a team has started a game with back-to-back home runs. The Twins even the series at two with an 11-2 win in Game 4. Miguel Tejada hits a two-run home run in the third inning but Tim Hudson allows two in the bottom of the inning before the Twins score seven unearned runs in the fourth to hand Hudson the loss. Minnesota then wins Game 5, 5-4. The Twins take a 2-0 lead before Ray Durham homers in the bottom of the third. The score remains 2-1 until Billy Koch allows three runs in the ninth. Mark Ellis hits a three-run home run in the bottom of the ninth.

FINAL STATISTICS

PLAYER	AVG	G	AB	R	H	TB	2B	3B	HR	RBI	SH	SF	HP	BB	IBB	SO	SB	CS	DP	E	SLG	OBP
Byrnes	.000	2	1	0	0	0	0	0	0	0	0	0	0	0	0	1	0	0	0	0	.000	.000
Chavez	.381	5	21	3	8	11	0	0	1	5	0	0	0	2	1	1	0	0	0	0	.524	.435
Durham	.333	5	21	7	7	16	3	0	2	2	0	0	1	2	0	4	1	0	0	0	.762	.417
Dye	.400	5	20	3	8	13	2	0	1	1	0	0	0	1	0	5	0	0	0	0	.650	.429
Ellis	.368	5	19	1	7	12	2	0	1	4	0	0	0	1	0	2	0	0	0	0	.632	.400
Hatteberg	.500	5	14	5	7	12	2	0	1	3	0	0	0	3	0	0	0	0	0	1	.857	.588
Hernandez	.059	5	17	0	1	1	0	0	0	0	0	0	0	0	0	4	0	0	1	0	.059	.059
Justice	.238	5	21	2	5	8	1	1	0	4	0	0	0	0	0	4	0	0	1	0	.381	.238
Long	.167	5	18	1	3	6	0	0	1	1	0	0	0	1	0	2	0	0	0	0	.333	.211
Mabry	.000	2	2	0	0	0	0	0	0	0	0	0	0	0	0	1	0	0	0	0	.000	.000
Myers	.000	2	1	0	0	0	0	0	0	0	0	0	0	0	0	1	0	0	0	0	.000	.000
Piatt	.333	3	3	0	1	2	1	0	0	0	0	0	0	0	0	1	0	0	0	0	.667	.333
Saenz	—	1	0	0	0	0	0	0	0	0	0	0	0	1	0	0	0	0	0	0	—	1.000
Tejada	.143	5	21	3	3	7	1	0	1	4	0	1	0	1	0	7	0	0	0	1	.333	.174
Velarde	.600	4	5	1	3	4	1	0	0	1	0	0	0	0	0	1	0	0	0	0	.800	.600
<b>Totals</b>	<b>.288</b>	<b>5</b>	<b>184</b>	<b>26</b>	<b>53</b>	<b>92</b>	<b>13</b>	<b>1</b>	<b>8</b>	<b>25</b>	<b>0</b>	<b>1</b>	<b>1</b>	<b>12</b>	<b>1</b>	<b>34</b>	<b>1</b>	<b>0</b>	<b>2</b>	<b>3</b>	<b>.500</b>	<b>.333</b>

PITCHER	W	L	ERA	G	GS	CG	GF	SHO	SV	IP	H	R	ER	HR	HB	BB	IBB	SO	WP	BK	AVG
Bowie	0	0	0.00	1	0	0	1	0	0	1.1	0	0	0	0	0	0	0	3	0	0	.000
Bradford	0	0	0.00	2	0	0	0	0	0	3.0	1	0	0	0	1	0	0	1	0	0	.111
Hudson	0	1	6.23	2	2	0	0	0	0	8.2	13	11	6	2	1	4	0	8	1	0	.333
Koch	0	0	9.00	3	0	0	3	0	1	3.0	5	3	3	1	0	2	0	3	0	0	.357
Lidle	0	0	9.00	1	0	0	0	0	0	1.0	2	1	1	0	0	0	0	0	0	0	.400
Lilly	0	1	13.50	2	0	0	0	0	0	4.0	10	6	6	1	0	1	0	3	1	0	.476
Mecir	0	0	0.00	1	0	0	1	0	0	1.0	0	0	0	0	0	0	0	2	0	0	.000
Mulder	1	1	2.08	2	2	0	0	0	0	13.0	14	3	3	1	0	3	1	12	1	0	.280
Rincon	0	0	0.00	2	0	0	0	0	0	3.0	2	0	0	0	0	0	0	2	0	0	.182
Zito	1	0	4.50	1	1	0	0	0	0	6.0	5	3	3	0	0	4	0	8	1	0	.217
<b>Totals</b>	<b>2</b>	<b>3</b>	<b>4.09</b>	<b>5</b>	<b>5</b>	<b>0</b>	<b>5</b>	<b>0</b>	<b>1</b>	<b>44.0</b>	<b>52</b>	<b>27</b>	<b>20</b>	<b>5</b>	<b>2</b>	<b>14</b>	<b>1</b>	<b>42</b>	<b>4</b>	<b>0</b>	<b>.291</b>

[Results and Boxscores](#)



## 2003 AMERICAN LEAGUE DIVISION SERIES

The A's reach the postseason for the fourth consecutive season, facing Boston in the ALDS. However, the A's lose in five games for the fourth straight year. The A's hit .213 in the series and outscore the Red Sox 18-17. Eric Byrnes leads the A's with a .462 batting average. The A's pitching staff records a 2.98 ERA and Ted Lilly does not allow a run in 9.0 innings.

The A's win Game 1 in 12 innings as Ramon Hernandez has a bases loaded two-out bunt single in the bottom of the 12th for a 5-4 win. Erubiel Durazo sends the game into extra innings with a two-out RBI single in the bottom of the ninth. Oakland takes a 2-0 lead in the series with a 5-1 win in Game 2. The A's score all five of their runs in the second inning, highlighted by a Hernandez RBI single and an Eric Byrnes two-run double. Barry Zito allows one run on five hits in 7.0 innings and strikes out nine for the win. The series moves to Boston for Game 3 and the Sox win 3-1 in 11 innings on a two-run pinch-hit home run by Trot Nixon. The A's trail 1-0 after five innings before tying the game with a run in the sixth inning, an inning in which Byrnes is tagged out when he fails to touch home and Miguel Tejada is tagged out between third and home when he stops after being obstructed. The A's lose Game 4, 5-4, as starting pitcher Tim Hudson is injured after one inning. The A's lead 4-2 entering the bottom of the sixth but Boston scores a run in the sixth and two more in the eighth off Keith Foulke for the win. Barry Zito has a two-hit shutout after five innings in Game 5 but the Red Sox score four times in the sixth inning off him for a 4-3 win.

### FINAL STATISTICS

PLAYER	AVG	G	AB	R	H	TB	2B	3B	HR	RBI	SH	SF	HP	BB	IBB	SO	SB	CS	DP	E	SLG	OBP
Byrnes	.462	5	13	2	6	7	1	0	0	2	0	0	0	0	0	5	1	0	0	0	.538	.462
Chavez	.045	5	22	1	1	2	1	0	0	0	0	0	0	1	1	3	1	0	0	2	.091	.087
Durazo	.238	5	21	3	5	7	2	0	0	3	0	0	0	3	0	4	0	0	0	0	.333	.333
Dye	.231	4	13	2	3	6	0	0	1	3	0	0	1	0	0	2	0	0	0	0	.462	.286
Ellis	.118	5	17	2	2	2	0	0	0	0	0	0	1	4	0	7	0	0	0	1	.118	.318
Guillen	.455	4	11	1	5	6	1	0	0	1	0	0	0	3	0	2	0	0	0	0	.545	.571
Hatteberg	.176	5	17	3	3	3	0	0	0	0	0	0	0	5	0	3	0	0	0	0	.176	.364
Hernandez	.200	4	15	1	3	3	0	0	0	2	1	0	1	2	0	1	0	0	0	1	.200	.333
Long	.250	4	8	0	2	2	0	0	0	0	0	0	0	1	1	3	0	0	0	0	.250	.333
McMillon	.167	3	6	0	1	1	0	0	0	1	0	0	0	1	0	1	0	0	0	0	.167	.286
Melhuse	.600	2	5	1	3	5	0	1	0	1	0	0	0	0	0	1	0	0	0	0	1.000	.600
Menechino	-	1	0	0	0	0	0	0	0	0	0	0	0	0	0	0	0	0	0	0	-	-
Singleton	.286	2	7	2	2	4	2	0	0	0	0	0	1	1	0	1	1	0	0	0	.571	.444
Tejada	.087	5	23	0	2	3	1	0	0	2	0	0	0	0	0	4	0	0	0	1	.130	.087
<b>Totals</b>	<b>.213</b>	<b>5</b>	<b>178</b>	<b>18</b>	<b>38</b>	<b>51</b>	<b>8</b>	<b>1</b>	<b>1</b>	<b>15</b>	<b>1</b>	<b>0</b>	<b>4</b>	<b>21</b>	<b>2</b>	<b>37</b>	<b>3</b>	<b>0</b>	<b>0</b>	<b>5</b>	<b>.287</b>	<b>.310</b>

PITCHER	W	L	ERA	G	GS	CG	GF	SHO	SV	IP	H	R	ER	HR	HB	BB	IBB	SO	WP	BK	AVG
Bradford	0	0	0.00	4	0	0	0	0	0	3.2	4	0	0	0	0	2	2	5	0	0	.286
Foulke	0	1	3.60	3	0	0	2	0	0	5.0	4	2	2	0	0	2	1	3	0	0	.211
Harden	1	1	13.50	2	0	0	2	0	0	1.1	2	2	2	1	0	2	1	1	1	0	.333
Hudson	0	0	3.52	2	2	0	0	0	0	7.2	10	3	3	2	0	1	0	6	0	0	.323
Lilly	0	0	0.00	2	1	0	0	0	0	9.0	2	1	0	0	1	2	0	7	0	0	.065
Mecir	0	0	0.00	1	0	0	0	0	0	0.2	1	0	0	0	0	1	1	0	0	0	.333
Rincon	0	0	4.50	4	0	0	1	0	0	4.0	4	2	2	2	0	1	0	3	0	0	.267
Sparks	0	0	4.50	1	0	0	0	0	0	4.0	2	2	2	1	0	3	0	1	0	0	.143
Zito	1	1	3.46	2	2	0	0	0	0	13.0	9	5	5	2	1	4	0	13	0	0	.191
<b>Totals</b>	<b>2</b>	<b>3</b>	<b>2.98</b>	<b>5</b>	<b>5</b>	<b>0</b>	<b>5</b>	<b>0</b>	<b>0</b>	<b>48.1</b>	<b>38</b>	<b>17</b>	<b>16</b>	<b>8</b>	<b>2</b>	<b>18</b>	<b>5</b>	<b>39</b>	<b>1</b>	<b>0</b>	<b>.211</b>

### Results and Boxscores

## 2006 AMERICAN LEAGUE DIVISION SERIES

The A's returned to postseason play for the fifth time in seven years and won a postseason series for the first time since the 1990 ALCS by sweeping Minnesota three games to none in the ALDS. They snap a six-series postseason losing streak and a nine-game losing streak in potential postseason clinching games, which was the longest such streak in Major League history. The A's batted .245 in the series and compiled a 2.33 ERA while outscoring the Twins 16-7. Frank Thomas led the A's with a .500 batting average and two home runs and Marco Scutaro topped the club with six RBI.

The A's win Game 1 in Minnesota, 3-2 as Barry Zito allows just one run on four hits in eight innings for the win. Frank Thomas homers and Marco Scutaro adds a RBI double in the second inning and Zito takes a two-hit shutout into the seventh inning before allowing a home run to Rondell White. Thomas homers again in the ninth inning for an important insurance run as Huston Street allows a run in the bottom of the ninth but gets the save. The A's win Game 2 by a 5-2 score. Oakland scores twice in the fifth inning on a Scutaro RBI double and a Jason Kendall RBI single, but Esteban Loaiza allows back-to-back home runs to Michael Cuddyer and Justin Morneau in the sixth inning. Mark Kotsay then hits a two-run inside-the-park home run in the seventh inning to give the A's the lead for good. The series moves to Oakland for Game 3 and the A's complete the sweep with an 8-3 win. Scutaro doubles twice and has four RBI and Milton Bradley and Eric Chavez homer. Dan Haren allows two runs in six innings for the win.

### FINAL STATISTICS

PLAYER	AVG	G	AB	R	H	TB	2B	3B	HR	RBI	SH	SF	HP	BB	IBB	SO	SB	CS	DP	E	SLG	OBP
Bradley	.077	3	13	1	1	4	0	0	1	2	0	0	0	0	0	1	0	0	1	0	.308	.077
Chavez	.200	3	10	2	2	6	1	0	1	1	0	0	0	2	0	4	0	0	0	0	.600	.333
Ellis	.286	2	7	0	2	2	0	0	0	0	0	0	0	0	0	2	0	0	0	0	.286	.286
Jimenez	.000	2	4	0	0	0	0	0	0	0	0	0	0	0	0	1	0	0	0	0	.000	.000
Kendall	.214	3	14	1	3	4	1	0	0	1	0	0	0	0	0	4	0	0	0	1	.286	.214
Kotsay	.143	3	14	2	2	5	0	0	1	2	0	0	0	0	0	2	0	0	1	0	.357	.143
Payton	.333	3	12	3	4	4	0	0	0	0	0	0	0	0	0	1	0	0	0	0	.333	.333
Scutaro	.333	3	12	1	4	8	4	0	0	6	0	0	0	0	0	1	0	0	0	0	.667	.333
Swisher	.300	3	10	3	3	5	2	0	0	1	0	0	0	2	0	2	0	0	0	0	.500	.417
Thomas	.500	3	10	3	5	12	1	0	2	2	0	0	0	2	1	1	0	0	0	0	1.200	.583
<b>Totals</b>	<b>.245</b>	<b>3</b>	<b>106</b>	<b>16</b>	<b>26</b>	<b>50</b>	<b>9</b>	<b>0</b>	<b>5</b>	<b>15</b>	<b>0</b>	<b>0</b>	<b>0</b>	<b>6</b>	<b>1</b>	<b>19</b>	<b>0</b>	<b>0</b>	<b>2</b>	<b>1</b>	<b>.472</b>	<b>.286</b>

PITCHER	W	L	ERA	G	GS	CG	GF	SHO	SV	IP	H	R	ER	HR	HB	BB	IBB	SO	WP	BK	AVG
Calero	1	0	0.00	1	0	0	0	0	0	1.0	0	0	0	0	0	1	0	1	0	0	.000
Duchscherer	0	0	2.25	2	0	0	0	0	0	4.0	1	1	1	1	0	0	0	4	0	0	.077
Haren	1	0	3.00	1	1	0	0	0	0	6.0	9	2	2	1	0	1	0	2	0	0	.375
Loaiza	0	0	3.60	1	1	0	0	0	0	5.0	8	2	2	2	0	0	0	2	0	0	.348
Street	0	0	3.00	3	0	0	3	0	2	3.0	4	1	1	0	0	1	0	1	0	0	.333
Zito	1	0	1.13	1	1	0	0	0	0	8.0	4	1	1	1	0	3	0	1	0	0	.154
<b>Totals</b>	<b>3</b>	<b>0</b>	<b>2.33</b>	<b>3</b>	<b>3</b>	<b>0</b>	<b>3</b>	<b>0</b>	<b>2</b>	<b>27.0</b>	<b>26</b>	<b>7</b>	<b>7</b>	<b>5</b>	<b>0</b>	<b>6</b>	<b>0</b>	<b>11</b>	<b>0</b>	<b>0</b>	<b>.257</b>

### [Results and Boxscores](#)

## 2006 AMERICAN LEAGUE CHAMPIONSHIP SERIES

The A's return to the American League Championship Series for the first time since 1992 and the 11th time overall, but are swept in four games by Detroit. The A's hit .221 in the series and score just nine runs in the four games. Milton Bradley drives in five of those runs and homers twice while batting a team leading .500. The A's pitching staff allows 22 runs for a 5.71 ERA.

The A's lose Game 1 in Oakland by a score of 5-1. Barry Zito takes the loss, allowing five runs on seven hits in 3 2/3 innings, but the A's bullpen blanks the Tigers the rest of the way. The A's are limited to a run on eight hits by four Detroit pitchers. Milton Bradley homers from both sides of the plate and is 4-for-5 with four RBI in Game 2 but the A's lose, 8-5. Esteban Loaiza allows seven runs on nine hits in six innings for the loss. The series moves to Detroit for Game 3 and Kenny Rogers and the Tigers bullpen shut out the A's on two hits, 3-0. Jason Kendall singles to start the game and Marco Scutaro has a one-out single in the fifth for the A's only hits. Rich Harden takes the loss, allowing three runs on five hits and five walks in 5 2/3 innings. The Tigers complete the sweep in Game 4 with a 6-3 win. Milton Bradley and Eric Chavez have RBI doubles in the first inning to give the A's a 2-0 lead and Jay Payton adds a solo home run in the fourth inning to make the score 3-0. Dan Haren shuts out Detroit on two hits over the first four innings before allowing two runs in the fifth and one in the sixth. The game remains tied at three entering the bottom of the ninth when Huston Street allows a two-out three-run home run to Magglio Ordonez for the loss.

### FINAL STATISTICS

PLAYER	AVG	G	AB	R	H	TB	2B	3B	HR	RBI	SH	SF	HP	BB	IBB	SO	SB	CS	DP	E	SLG	OBP
Bradley	.500	4	18	4	9	17	2	0	2	5	0	0	0	0	0	2	0	0	1	0	.944	.500
Chavez	.231	4	13	1	3	7	1	0	1	2	0	0	2	0	4	0	0	0	1	0	.538	.333
Jimenez	.167	4	12	0	2	2	0	0	0	0	0	0	0	0	0	2	0	0	1	2	.167	.167
Kendall	.294	4	17	0	5	5	0	0	0	0	0	0	2	0	2	0	0	0	0	0	.294	.368
Kielty	.000	2	2	0	0	0	0	0	0	0	0	0	0	0	0	0	0	0	1	0	.000	.000
Kiger	—	2	0	0	0	0	0	0	0	0	0	0	0	0	0	0	0	0	0	0	—	—
Kotsay	.250	4	16	3	4	6	2	0	0	0	0	0	2	0	3	0	0	2	0	0	.375	.333
Melhuse	.000	1	1	0	0	0	0	0	0	0	0	0	0	0	1	0	0	0	0	0	.000	.000
Payton	.286	4	14	1	4	9	2	0	1	2	0	0	0	1	0	2	0	0	0	0	.643	.333
Scutaro	.067	4	15	0	1	1	0	0	0	0	0	0	0	0	3	0	0	1	0	0	.067	.067
Swisher	.100	4	10	0	1	1	0	0	0	0	0	0	5	0	5	0	0	0	0	0	.100	.400
Thomas	.000	4	13	0	0	0	0	0	0	0	0	0	1	2	0	4	0	0	1	0	.000	.188
<b>Totals</b>	<b>.221</b>	<b>4</b>	<b>131</b>	<b>9</b>	<b>29</b>	<b>48</b>	<b>7</b>	<b>0</b>	<b>4</b>	<b>9</b>	<b>0</b>	<b>0</b>	<b>1</b>	<b>14</b>	<b>0</b>	<b>28</b>	<b>0</b>	<b>0</b>	<b>7</b>	<b>3</b>	<b>.366</b>	<b>.301</b>

PITCHER	W	L	ERA	G	GS	CG	GF	SHO	SV	IP	H	R	ER	HR	HB	BB	IBB	SO	WP	BK	AVG
Blanton	0	0	0.00	1	0	0	1	0	0	2.0	0	0	0	0	0	2	0	2	0	0	.000
Calero	0	0	0.00	3	0	0	1	0	0	2.0	3	0	0	0	0	1	0	1	0	0	.333
Gaudin	0	0	0.00	3	0	0	0	0	0	3.1	2	0	0	0	0	3	1	1	0	0	.182
Harden	0	1	4.76	1	1	0	0	0	0	5.2	5	3	3	1	0	5	0	4	0	0	.238
Haren	0	0	5.40	1	1	0	0	0	0	5.0	7	3	3	1	0	2	0	7	2	0	.333
Kennedy	0	0	0.00	4	0	0	0	0	0	3.2	2	0	0	0	0	2	1	2	1	0	.143
Loaiza	0	1	10.50	1	1	0	0	0	0	6.0	9	7	7	1	0	1	0	5	0	0	.375
Street	0	1	10.80	2	0	0	2	0	0	3.1	4	4	4	2	0	0	0	3	0	0	.308
Zito	0	1	12.27	1	1	0	0	0	0	3.2	7	5	5	2	0	3	0	0	0	0	.389
<b>Totals</b>	<b>0</b>	<b>4</b>	<b>5.71</b>	<b>4</b>	<b>4</b>	<b>0</b>	<b>4</b>	<b>0</b>	<b>0</b>	<b>34.2</b>	<b>39</b>	<b>22</b>	<b>22</b>	<b>7</b>	<b>0</b>	<b>19</b>	<b>2</b>	<b>25</b>	<b>3</b>	<b>0</b>	<b>.285</b>

### Results and Boxscores

## 2012 AMERICAN LEAGUE DIVISION SERIES

The A's lose to the Detroit Tigers three games to two in their first postseason appearance in six years. It was the A's sixth ALDS appearance in the last 13 years and their fifth loss, with all the losses going the full five games. The A's pitching staff compiled a 2.89 ERA and walked just seven batters in the five-game series, but the offense hit just .194 and scored 11 runs in the five games. Yoenis Céspedes hit safely in all five games and paced the A's offense with a .316 batting average.

The A's lose Game 1 in Detroit, 3-1. Coco Crisp leads off the game with a home run but that is the only run Justin Verlander would allow in seven innings. Jarrod Parker allows a run in the first on a double play, an unearned run in the third and an Alex Avila home run in the fifth. The A's fall behind two games to zero with a 5-4 loss in Game 2. Cliff Pennington breaks a 1-1 tie with a RBI single in the seventh but Sean Doolittle allows two unearned runs in the bottom of the seventh to put Detroit ahead 3-2. The A's then score twice in the eighth when Céspedes scores on a wild pitch and Josh Reddick homers, but the Tigers tie the game in the eighth and win it on a Don Kelly sacrifice fly off Grant Balfour in the ninth. The series moves to Oakland for Game 3 where Brett Anderson combines with three A's relievers on a four-hit, 2-0 shutout. Céspedes has a RBI single in the first and Seth Smith homers in the fifth. In Game 4, the A's trail 3-1 entering the bottom of the ninth before scoring three times to send the series to a fifth game. Smith ties the game with a two-run double and scores two outs later on a Crisp RBI single. The A's then lose Game 5 in Oakland 6-0 as Verlander tosses a four-hit shutout. Parker makes his second start of the series and loses for the second time, allowing four runs on seven hits in 6.1 innings.

### FINAL STATISTICS

PLAYER	AVG	G	AB	R	H	TB	2B	3B	HR	RBI	SH	SF	HP	BB	IBB	SO	SB	CS	DP	E	SLG	OBP
Céspedes	.316	5	19	1	6	7	1	0	0	2	0	0	0	2	0	2	2	0	0	0	.368	.381
Crisp	.182	5	22	3	4	7	0	0	1	2	0	0	0	0	0	2	0	0	0	1	.318	.182
Donaldson	.294	5	17	1	5	6	1	0	0	0	0	0	0	1	0	4	0	0	1	0	.353	.333
Drew	.211	5	19	0	4	6	2	0	0	1	0	0	0	2	0	7	0	0	0	1	.316	.286
Gomes	.000	1	1	0	0	0	0	0	0	0	0	0	0	0	0	0	0	0	0	0	.000	.000
Kottaras	.000	4	4	0	0	0	0	0	0	0	1	0	0	0	0	2	0	0	0	0	.000	.000
Moss	.133	5	15	0	2	2	0	0	0	0	0	0	1	2	0	7	0	0	0	0	.133	.278
Norris	.083	5	12	0	1	1	0	0	0	0	0	0	0	0	0	6	0	1	0	0	.083	.083
Pennington	.286	5	14	1	4	4	0	0	0	1	0	0	0	3	0	4	0	0	0	0	.286	.412
Reddick	.118	5	17	2	2	5	0	0	1	1	0	0	0	1	0	10	0	0	1	0	.294	.167
Smith	.133	5	15	3	2	6	1	0	1	3	0	0	1	3	0	6	0	0	0	0	.400	.316
<b>Totals</b>	<b>.194</b>	<b>5</b>	<b>155</b>	<b>11</b>	<b>30</b>	<b>44</b>	<b>5</b>	<b>0</b>	<b>3</b>	<b>10</b>	<b>1</b>	<b>0</b>	<b>2</b>	<b>14</b>	<b>0</b>	<b>50</b>	<b>2</b>	<b>1</b>	<b>2</b>	<b>3</b>	<b>.284</b>	<b>.269</b>

PITCHER	W	L	ERA	G	GS	CG	GF	SHO	SV	IP	H	R	ER	HR	HB	BB	IBB	SO	WP	BK	AVG
Anderson	1	0	0.00	1	1	0	0	0	0	6.0	2	0	0	0	0	2	0	6	0	0	.105
Balfour	0	1	5.40	2	0	0	2	0	1	1.2	3	1	1	0	0	1	1	2	0	0	.500
Blevins	0	0	0.00	3	0	0	1	0	0	3.2	1	0	0	0	0	0	0	0	0	0	.083
Cook	1	0	8.10	4	0	0	1	0	0	3.1	4	3	3	0	1	1	0	4	1	0	.308
Doolittle	0	0	3.38	3	0	0	0	0	0	2.2	5	3	1	0	0	0	0	5	0	0	.385
Griffin	0	0	3.60	1	1	0	0	0	0	5.0	7	2	2	1	0	0	0	1	0	0	.350
Milone	0	0	1.50	1	1	0	0	0	0	6.0	5	1	1	0	1	1	0	6	1	0	.217
Neshek	0	0	0.00	1	0	0	0	0	0	0.2	0	0	0	0	0	0	0	1	0	0	.000
Parker	0	2	4.26	2	2	0	0	0	0	12.2	14	7	6	1	1	2	0	11	2	0	.286
Scribner	0	0	0.00	1	0	0	1	0	0	2.0	0	0	0	0	0	0	0	3	0	0	.000
<b>Totals</b>	<b>2</b>	<b>3</b>	<b>2.89</b>	<b>5</b>	<b>5</b>	<b>0</b>	<b>5</b>	<b>1</b>	<b>1</b>	<b>43.2</b>	<b>41</b>	<b>17</b>	<b>14</b>	<b>2</b>	<b>3</b>	<b>7</b>	<b>1</b>	<b>39</b>	<b>4</b>	<b>0</b>	<b>.252</b>

### [Results and Boxscores](#)

## 2013 AMERICAN LEAGUE DIVISION SERIES

The A's face Detroit in the ALDS for the second consecutive year and lose three games to two for the second consecutive year. Oakland won two of the first three games but then lost two straight to fall to 1-12 in potential clinch games since 2000, including 0-6 in Game 5's. The A's pitching staff compiled a 3.48 ERA and held the Tigers to a .235 batting average, but the offense hit just .217 and struck out 57 times in the five games. Yoenis Céspedes hit safely in all five games and Coco Crisp batted .389.

The A's lose Game 1 in Oakland, 3-2. Bartolo Colón allows three runs in the first inning but those were the only runs he would allow in six innings of work. Max Scherzer blanks the A's on one hit over the first six innings before Céspedes hits a two-run home run in the seventh for the A's only runs of the game. Oakland evens the series at 1-1 when Sonny Gray and Grant Balfour combine on a four-hit, 1-0 shutout in Game 2. Gray tosses eight innings and allows all four of the hits. Justin Verlander tosses seven shutout innings for the Tigers before Stephen Vogt wins the game with a walk-off RBI single off Rick Porcello in the bottom of the ninth. The series moves to Detroit for Game 3, which the A's win, 6-3. Jarrod Parker has a 3-0 lead when he allows three runs in the bottom of the fourth, but the A's take the lead for good when Brandon Moss homers with one out in the fifth. Josh Reddick and Seth Smith also homer in the game. The A's lose Game 4 by an 8-6 margin. Dan Straily had a 3-0 lead before allowing a three-run home run to Jhonny Peralta in the bottom of the fifth. Coco Crisp delivered a RBI single in the seventh to give the A's a 4-3 lead but Sean Doolittle allowed two runs in the bottom of the inning for the blown save. The A's load the bases with no outs in the eighth but are unable to score and the Tigers score three times in the bottom of the eighth to put the game away. The series concludes in Oakland when Verlander and Joaquin Benoit combine on a three-hit shutout in a 3-0 A's loss. Sonny Gray makes his second start of the series and allows three runs in five innings for the loss.

### FINAL STATISTICS

PLAYER	AVG	G	AB	R	H	TB	2B	3B	HR	RBI	SH	SF	HP	BB	IBB	SO	SB	CS	DP	E	SLG	OBP
Barton,D	.000	2	3	0	0	0	0	0	0	0	0	0	0	0	0	3	0	0	0	0	.000	.000
Callaspo,A	.167	4	6	0	1	2	1	0	0	0	0	0	0	0	0	1	0	0	0	0	.333	.167
Cespedes,Y	.381	5	21	3	8	14	1	1	1	4	0	0	1	0	0	4	0	0	0	1	.667	.409
Crisp,C	.389	5	18	4	7	11	2	1	0	2	0	1	0	3	0	2	1	0	0	0	.611	.455
Donaldson,J	.143	5	21	0	3	3	0	0	0	0	0	0	0	1	0	8	0	0	0	0	.143	.182
Lowrie,J	.150	5	20	2	3	7	1	0	1	3	0	0	0	2	0	7	0	0	1	0	.350	.227
Moss,B	.111	5	18	2	2	5	0	0	1	1	0	0	0	3	0	13	0	0	0	0	.278	.238
Norris,D	.000	1	1	0	0	0	0	0	0	0	0	0	0	0	0	1	0	0	0	0	.000	.000
Reddick,J	.235	5	17	1	4	8	1	0	1	1	0	0	0	2	1	5	0	0	0	0	.471	.316
Smith,S	.313	4	16	1	5	8	0	0	1	2	0	0	0	1	1	5	0	0	0	0	.500	.353
Sogard,E	.000	4	9	0	0	0	0	0	0	1	0	0	0	1	0	1	0	0	0	0	.000	.100
Vogt,S	.188	5	16	2	3	5	0	1	0	1	0	0	0	1	0	7	0	0	0	0	.313	.235
<b>Totals</b>	<b>.217</b>	<b>5</b>	<b>166</b>	<b>15</b>	<b>36</b>	<b>63</b>	<b>6</b>	<b>3</b>	<b>5</b>	<b>14</b>	<b>1</b>	<b>1</b>	<b>1</b>	<b>14</b>	<b>2</b>	<b>57</b>	<b>1</b>	<b>0</b>	<b>1</b>	<b>1</b>	<b>.380</b>	<b>.280</b>

PITCHER	W	L	ERA	G	GS	CG	GF	SHO	SV	IP	H	R	ER	HR	HB	BB	IBB	SO	WP	BK	AVG
Anderson,B	0	0	27.00	1	0	0	1	0	0	0.1	1	1	1	0	0	1	0	1	1	0	.500
Balfour,G	1	0	0.00	3	0	0	3	0	1	3.0	0	0	0	0	0	1	0	3	0	0	.000
Colon,B	0	1	4.50	1	1	0	0	0	0	6.0	10	3	3	0	1	0	0	4	0	0	.400
Cook,R	0	0	27.00	1	0	0	0	0	0	0.2	1	2	2	0	0	1	0	1	0	0	.333
Doolittle,S	0	1	4.15	4	0	0	1	0	0	4.1	3	2	2	1	0	2	0	6	0	0	.176
Gray,S	0	1	2.08	2	2	0	0	0	0	13.0	10	3	3	1	0	6	1	12	0	0	.217
Otero,D	0	0	0.00	4	0	0	0	0	0	5.2	4	0	0	0	0	1	0	2	0	0	.200
Parker,J	1	0	5.40	1	1	0	0	0	0	5.0	5	3	3	0	0	1	0	1	0	0	.263
Straily,D	0	0	4.50	1	1	0	0	0	0	6.0	4	3	3	1	1	0	0	8	0	0	.190
<b>Totals</b>	<b>2</b>	<b>3</b>	<b>3.48</b>	<b>5</b>	<b>5</b>	<b>0</b>	<b>5</b>	<b>1</b>	<b>1</b>	<b>44.0</b>	<b>38</b>	<b>17</b>	<b>17</b>	<b>3</b>	<b>2</b>	<b>13</b>	<b>1</b>	<b>38</b>	<b>1</b>	<b>0</b>	<b>.235</b>

### Results and Boxscores

## 2014 AMERICAN LEAGUE WILD CARD

The A's travel to Kansas City in their first appearance in the American League Wild Card one-game playoff and lose to the Royals in 12 innings by a score of 9-8. Brandon Moss hits a two-run home run in the first inning and a three-run home run in the A's five-run sixth inning to set an Athletics postseason record with five RBI. The A's take a 7-3 lead into the eighth inning, but the Royals score three times off Jon Lester to pull to within one. Sean Doolittle allows a run in the ninth for the blown save but Alberto Callaspo has a pinch hit RBI single in the 12th to give the A's the lead. The bullpen then allows two runs in the bottom of the 12th, capped by a two-out RBI single by Salvador Pérez. The Royals steal seven bases, including six over the final four innings.

### FINAL STATISTICS

PLAYER	AVG	G	AB	R	H	TB	2B	3B	HR	RBI	SH	SF	HP	BB	IBB	SO	SB	CS	DP	E	SLG	OBP
Callaspo	1.000	1	1	0	1	1	0	0	0	1	0	0	0	0	0	0	0	0	0	0	1.000	1.000
Crisp	.333	1	6	1	2	2	0	0	0	1	0	0	0	0	0	3	0	0	0	0	.333	.333
Donaldson	.400	1	5	1	2	2	0	0	0	0	0	0	0	1	0	2	0	0	0	0	.400	.500
Freiman	.000	1	1	0	0	0	0	0	0	0	0	0	0	0	0	0	0	0	0	0	.000	.000
Fuld	.400	1	5	1	2	2	0	0	0	0	0	0	0	1	0	1	0	0	0	0	.400	.500
Gomes	.000	1	0	0	0	0	0	0	0	0	0	0	0	0	0	0	0	0	0	0	.000	.000
Lowrie	.000	1	5	0	0	0	0	0	0	0	1	0	0	0	0	0	0	0	0	0	.000	.000
Moss	.400	1	5	2	2	8	0	0	2	5	0	0	0	1	1	2	0	0	0	0	1.600	.500
Norris	.200	1	5	1	1	1	0	0	0	1	0	0	0	0	0	2	0	0	0	0	.200	.200
Punto	.000	1	2	0	0	0	0	0	0	0	0	0	0	0	0	1	0	0	0	0	.000	.000
Reddick	.500	1	4	2	2	2	0	0	0	0	0	0	2	0	0	0	0	0	0	0	.500	.667
Sogard	.250	1	4	0	1	1	0	0	0	0	0	0	0	0	0	2	0	0	0	0	.250	.250
Soto	.000	1	1	0	0	0	0	0	0	0	0	0	0	0	0	1	0	0	0	0	.000	.000
Vogt	.000	1	3	0	0	0	0	0	0	0	0	0	0	1	0	1	0	0	0	0	.000	.250
<b>Totals</b>	<b>.277</b>	<b>1</b>	<b>47</b>	<b>8</b>	<b>13</b>	<b>19</b>	<b>0</b>	<b>0</b>	<b>2</b>	<b>8</b>	<b>1</b>	<b>0</b>	<b>0</b>	<b>6</b>	<b>1</b>	<b>15</b>	<b>0</b>	<b>0</b>	<b>0</b>	<b>0</b>	<b>.404</b>	<b>.358</b>

PITCHER	W	L	ERA	G	GS	CG	GF	SHO	SV	IP	H	R	ER	HR	HB	BB	IBB	SO	WP	BK	AVG
Abad	0	0	0.00	1	0	0	0	0	0	0.1	0	0	0	0	0	0	0	0	0	0	.000
Doolittle	0	0	4.50	1	0	0	0	0	0	2.0	2	1	1	0	0	0	0	0	0	0	.400
Gregerson	0	0	0.00	1	0	0	0	0	0	0.2	1	0	0	0	0	1	0	2	1	0	.333
Hammel	0	0	---	1	0	0	1	0	0	0.0	1	0	0	0	0	0	0	0	0	0	01.000
Lester	0	0	7.36	1	1	0	0	0	0	7.1	8	6	6	0	0	2	0	5	0	0	.286
Otero	0	1	13.50	1	0	0	0	0	0	1.1	3	2	2	0	0	0	0	1	0	0	.500
<b>Totals</b>	<b>0</b>	<b>1</b>	<b>6.94</b>	<b>1</b>	<b>1</b>	<b>0</b>	<b>1</b>	<b>0</b>	<b>0</b>	<b>11.2</b>	<b>15</b>	<b>9</b>	<b>9</b>	<b>0</b>	<b>0</b>	<b>3</b>	<b>0</b>	<b>8</b>	<b>1</b>	<b>0</b>	<b>.341</b>

### [Results and Boxscores](#)

## 2018 AMERICAN LEAGUE WILD CARD

The A's face New York in the American League Wild Card game and lose at Yankee Stadium by a score of 7-2. Liam Hendriks is the A's "opener" and allows a two-run home run to Aaron Judge in the bottom of the first inning for the loss. Lou Trivino comes on to pitch the second inning and tosses 3.0 scoreless innings, allowing just one hit and walking one. Shawn Kelley pitches a scoreless fifth to keep the A's close but New York scores four times in the sixth inning off Fernando Rodney and Blake Treinen to put the game away. Khris Davis hits a two-run home run in the eighth to account for the A's scoring. Oakland is held to five hits by five Yankees pitchers, but also draws five walks and leaves nine runners on base.

### FINAL STATISTICS

PLAYER	AVG	G	AB	R	H	TB	2B	3B	HR	RBI	SH	SF	HP	BB	IBB	SO	SB	CS	DP	E	SLG	OBP
Canha,M	.000	1	1	0	0	0	0	0	0	0	0	0	0	0	0	1	0	0	0	0	.000	.000
Chapman,M	.200	1	5	0	1	1	0	0	0	0	0	0	0	0	0	0	0	0	0	0	.200	.200
Davis,K	.250	1	4	1	1	4	0	0	1	2	0	0	0	0	0	2	0	0	0	1	.250	.000
Laureano,R	.000	1	3	0	0	0	0	0	0	0	0	0	0	1	0	2	0	0	0	0	.000	.250
Lowrie,J	.000	1	4	1	0	0	0	0	0	0	0	0	0	0	0	1	0	0	0	0	.000	.000
Lucroy,J	.250	1	4	0	1	1	0	0	0	0	0	0	0	0	0	2	0	0	0	0	.250	.250
Martini,N	.250	1	4	0	1	1	0	0	0	0	0	0	0	0	0	2	0	0	0	0	.250	.250
Olson,M	.000	1	2	0	0	0	0	0	0	0	0	0	0	2	0	0	0	0	0	0	.000	.500
Piscotty,S	.000	1	3	0	0	0	0	0	0	0	0	0	0	1	0	2	0	0	0	0	.000	.250
Semien,M	.333	1	3	0	1	1	0	0	0	0	0	0	0	1	0	1	0	0	0	0	.333	.500
<b>Totals</b>	<b>.152</b>	<b>1</b>	<b>33</b>	<b>2</b>	<b>5</b>	<b>8</b>	<b>0</b>	<b>0</b>	<b>1</b>	<b>2</b>	<b>0</b>	<b>0</b>	<b>0</b>	<b>5</b>	<b>0</b>	<b>13</b>	<b>0</b>	<b>0</b>	<b>0</b>	<b>0</b>	<b>.242</b>	<b>.263</b>

PITCHER	W	L	ERA	G	GS	CG	GF	SHO	SV	IP	H	R	ER	HR	HB	BB	IBB	SO	WP	BK	AVG
Familia,J	0	0	0.00	1	0	0	1	0	0	1.0	0	0	0	0	0	0	0	1	0	0	.000
Hendriks,L	0	1	18.00	1	1	0	0	0	0	1.0	1	2	2	1	0	1	0	1	0	0	.250
Kelley,S	0	0	0.00	1	0	0	0	0	0	1.0	1	0	0	0	0	0	0	0	0	0	.250
Rodney,F	0	0	INF	1	0	0	0	0	0	0.0	2	2	2	0	0	0	0	0	1	0	1.000
Treinen,B	0	0	13.50	1	0	0	0	0	0	2.0	2	3	3	1	0	2	0	0	0	0	.286
+Trivino,L	0	0	0.00	1	0	0	0	0	0	3.0	1	0	0	0	0	1	0	4	0	0	.111
<b>Totas</b>	<b>0</b>	<b>1</b>	<b>7.88</b>	<b>1</b>	<b>1</b>	<b>0</b>	<b>1</b>	<b>0</b>	<b>0</b>	<b>8.0</b>	<b>7</b>	<b>7</b>	<b>7</b>	<b>2</b>	<b>0</b>	<b>4</b>	<b>0</b>	<b>6</b>	<b>1</b>	<b>0</b>	<b>.241</b>

### [Results and Boxscores](#)



## 2019 AMERICAN LEAGUE WILD CARD

The A's host Tampa Bay in the American League Wild Card game and lose by a score of 5-1. Sean Manaea starts for the A's and allows a home run to Yandy Díaz to start the game. He also surrenders a two-run home run to Avisail García in the second inning and a solo home run to Díaz in the third and is relieved by Yusmeiro Petit with no outs in the third inning and the A's trailing 4-0. Oakland scores its lone run in the bottom of the third when Marcus Semien reaches third on an error by third baseman Mike Brosseau and scores on a Ramón Laureano sacrifice fly. Jesús Luzardo pitches 3.0 scoreless innings of relief to keep the A's close but the Rays bullpen blanks the A's on three hits over the final four innings. Jurickson Profar and Robbie Grossman have two hits each but Oakland does not get a runner into scoring position after the fourth inning.

### FINAL STATISTICS

PLAYER	AVG	G	AB	R	H	TB	2B	3B	HR	RBI	SH	SF	HP	BB	IBB	SO	SB	CS	DP	E	SLG	OBP
+Brown,S	.000	1	1	0	0	0	0	0	0	0	0	0	0	0	0	0	0	0	0	0	.000	.000
Canha,M	.000	1	3	0	0	0	0	0	0	0	0	0	0	1	0	2	0	0	0	0	.000	.250
Chapman,M	.333	1	3	0	1	1	0	0	0	0	0	0	0	1	0	0	0	0	0	0	.333	.500
Davis,K	.000	1	4	0	0	0	0	0	0	0	0	0	0	0	0	3	0	0	0	0	.000	.000
Grossman,R	.500	1	4	0	2	2	0	0	0	0	0	0	0	0	0	1	0	0	0	0	.500	.500
Laureano,R	.333	1	3	0	1	1	0	0	0	1	0	1	0	0	0	1	0	0	0	0	.333	.250
+Murphy,S	.000	1	1	0	0	0	0	0	0	0	0	0	0	0	0	0	0	0	0	1	.000	.000
Olson,M	.333	1	3	0	1	1	0	0	0	0	0	0	0	1	0	1	0	0	1	0	.333	.500
Phegley,J	.000	1	2	0	0	0	0	0	0	0	0	0	0	0	0	1	0	0	0	0	.000	.000
Profar,J	.500	1	4	0	2	2	0	0	0	0	0	0	0	0	0	1	0	0	0	0	.500	.500
Semien,M	.200	1	5	1	1	1	0	0	0	0	0	0	0	0	0	2	0	0	0	0	.200	.200
<b>Totals</b>	<b>.242</b>	<b>1</b>	<b>33</b>	<b>1</b>	<b>8</b>	<b>8</b>	<b>0</b>	<b>0</b>	<b>0</b>	<b>1</b>	<b>0</b>	<b>1</b>	<b>0</b>	<b>3</b>	<b>0</b>	<b>12</b>	<b>0</b>	<b>0</b>	<b>2</b>	<b>0</b>	<b>.242</b>	<b>.297</b>

PITCHER	W	L	ERA	G	GS	CG	GF	SHO	SV	IP	H	R	ER	HR	HB	BB	IBB	SO	WP	BK	AVG
Diekman,J	0	0	0.00	1	0	0	0	0	0	0.1	0	0	0	0	0	0	0	0	0	0	.000
Hendriks,L	0	0	0.00	1	0	0	1	0	0	1.0	0	0	0	0	0	0	0	1	0	0	.000
+Luzardo,J	0	0	0.00	1	0	0	0	0	0	3.0	1	0	0	0	0	2	0	4	0	0	.100
Manaea,S	0	1	18.00	1	1	0	0	0	0	2.0	4	4	4	3	0	0	0	5	0	0	.400
Petit,Y	0	0	3.38	1	0	0	0	0	0	2.2	2	1	1	1	0	0	0	2	0	0	.200
<b>Totals</b>	<b>0</b>	<b>1</b>	<b>5.00</b>	<b>1</b>	<b>1</b>	<b>0</b>	<b>1</b>	<b>0</b>	<b>0</b>	<b>9.0</b>	<b>7</b>	<b>5</b>	<b>5</b>	<b>4</b>	<b>0</b>	<b>2</b>	<b>0</b>	<b>12</b>	<b>0</b>	<b>0</b>	<b>.206</b>

### [Results and Boxscores](#)

2020 AMERICAN LEAGUE WILD CARD SERIES

The A's returned to the postseason for the third consecutive year and defeated the Chicago White Sox two games to one in the best-of-three American League Wild Card series. The series win was the A's first in the postseason since sweeping Minnesota in the 2006 ALDS. Oakland hit just .194 in the series but out-scored the White Sox 12-11 while compiling a 3.67 ERA. Rookie catcher Sean Murphy went 3-for-8 with a home run and two RBI and Jake Diekman pitched in all three games without allowing a run.

Chicago starter Lucas Giolito retired each of the first 18 Oakland batters in Game 1 en route to a 4-1 win, which extended the A's postseason losing streak to an Athletics record-tying six games. Jesús Luzardo started for Oakland and took the loss, allowing three runs on six hits in 3.1 innings. The A's evened the series with a 5-3 victory in Game 2 after Chris Bassitt allowed just one run in seven innings of work for the win. Oakland scored two unearned runs in the first inning and increased their lead to 4-0 when Marcus Semien hit a two-run home run in the second. Closer Liam Hendriks came in with no outs in the eighth and allowed two runs in 1.2 innings before Diekman recorded the final out with the bases loaded in the ninth. The A's then snapped their Major League record nine-game losing streak in winner-take-all postseason games with a 6-4 victory in Game 3. Oakland trailed 3-0 after three innings but then scored four times in the fourth on a two-run home run by Murphy and back-to-back bases loaded walks by Mark Canha and Matt Olson. Chad Pinder added a two-run single in the fifth, Frankie Montas allowed a run in 2.0 innings of relief for the win, and Hendriks struck out the final three batters for the save.

FINAL STATISTICS

PLAYER	AVG	G	AB	R	H	TB	2B	3B	HR	RBI	SH	SF	HP	BB	IBB	SO	SB	CS	DP	E	OBP	SLG
Canha, M	.100	3	10	1	1	1	0	0	0	1	0	0	0	2	0	1	0	0	0	0	.250	.100
Davis, K	.250	2	8	1	2	5	0	0	1	1	0	0	0	0	0	2	0	0	0	0	.250	.625
Grossman, R	.000	2	7	1	0	0	0	0	0	0	0	0	0	1	0	2	0	0	0	0	.125	.000
+Heim, J	—	0	0	0	0	0	0	0	0	0	0	0	0	0	0	0	0	0	0	0	—	—
Kemp, T	—	0	0	0	0	0	0	0	0	0	0	0	0	0	0	0	0	0	0	0	—	—
La Stella, T	.273	3	11	3	3	3	0	0	0	0	0	0	0	1	0	2	0	0	0	0	.333	.273
Lamb, J	.200	3	5	0	1	1	0	0	0	0	0	0	0	0	0	0	0	0	0	0	.200	.200
Laureano, R	.182	3	11	1	2	2	0	0	0	1	0	0	0	0	0	4	0	0	0	0	.182	.182
+Machin, V	—	0	0	0	0	0	0	0	0	0	0	0	0	0	0	0	0	0	0	0	—	—
+Murphy, S	.375	3	8	3	3	6	0	0	1	2	0	0	0	2	0	1	0	0	0	0	.500	.750
Olson, M	.000	3	9	0	0	0	0	0	0	1	0	0	0	3	0	6	0	0	0	0	.250	.000
Orf, N	.000	1	0	0	0	0	0	0	0	0	0	0	0	0	0	0	0	0	0	0	.000	.000
Pinder, C	.333	3	9	0	3	3	0	0	2	0	0	0	0	1	1	2	0	0	0	0	.400	.333
Piscotty, S	.000	1	3	0	0	0	0	0	0	0	0	0	0	0	0	1	0	0	1	0	.000	.000
Semien, M	.250	3	12	2	3	7	1	0	1	2	0	0	0	1	0	1	0	0	0	1	.308	.583
<b>Totals</b>	<b>.194</b>	<b>3</b>	<b>93</b>	<b>12</b>	<b>18</b>	<b>28</b>	<b>1</b>	<b>0</b>	<b>3</b>	<b>10</b>	<b>0</b>	<b>0</b>	<b>0</b>	<b>11</b>	<b>1</b>	<b>22</b>	<b>0</b>	<b>0</b>	<b>1</b>	<b>1</b>	<b>.279</b>	<b>.301</b>

PITCHER	W	L	ERA	G	GS	CG	GF	SHO	SV	IP	H	R	ER	HR	HB	BB	IBB	SO	WP	BK	AVG
Bassitt, C	1	0	1.29	1	1	0	0	0	0	7.0	6	1	1	0	0	1	0	5	1	0	.222
Diekman, J	0	0	0.00	3	0	0	2	0	1	1.2	0	0	0	0	0	2	0	1	0	0	.000
Fiers, M	0	0	5.40	1	1	0	0	0	0	1.2	5	1	1	1	0	1	0	2	0	0	.500
Hendriks, L	0	0	6.75	2	0	0	1	0	1	2.2	5	2	2	1	0	1	0	8	0	0	.385
+Luzardo, J	0	1	8.10	1	1	0	0	0	0	3.1	6	3	3	2	0	0	0	5	0	0	.375
Manaea, S	0	0	—	0	0	0	0	0	0	0.0	0	0	0	0	0	0	0	0	0	0	—
McFarland, T	0	0	—	0	0	0	0	0	0	0.0	0	0	0	0	0	0	0	0	0	0	—
Minor, M	0	0	—	0	0	0	0	0	0	0.0	0	0	0	0	0	0	0	0	0	0	—
Montas, F	1	0	4.50	1	0	0	0	0	0	2.0	2	1	1	0	0	0	0	2	0	0	.250
Petit, Y	0	0	7.71	2	0	0	0	0	0	2.1	4	2	2	0	0	0	0	2	0	0	.364
Soria, J	0	0	4.50	2	0	0	0	0	0	2.0	2	1	1	1	0	1	0	1	0	0	.286
Trivino, L	0	0	0.00	1	0	0	0	0	0	0.2	0	0	0	0	1	0	0	0	0	0	.000
Wendelken, J	0	0	0.00	2	0	0	0	0	0	3.2	1	0	0	0	0	0	0	3	0	0	.083
<b>Totals</b>	<b>2</b>	<b>1</b>	<b>3.67</b>	<b>3</b>	<b>3</b>	<b>0</b>	<b>3</b>	<b>0</b>	<b>2</b>	<b>27.0</b>	<b>31</b>	<b>11</b>	<b>11</b>	<b>5</b>	<b>1</b>	<b>6</b>	<b>0</b>	<b>29</b>	<b>1</b>	<b>0</b>	<b>.277</b>

Results and Boxscores

2020 AMERICAN LEAGUE DIVISION SERIES

The A's faced division rival Houston in their first neutral-site postseason series at Dodger Stadium, but lost the American League Division Series three games to one. Each team hit 12 home runs in the four-game series as the A's set franchise record for home runs hit and home runs allowed in a postseason series. The pitching staff compiled a 7.46 ERA, which was the A's highest in a postseason series of more than one game. Marcus Semien hit .533 and had a .611 on-base percentage, which set an Athletics record for highest on-base percentage in a single postseason series.

The A's took a 3-0 lead in Game 1 on a two-run home run by Kris Davis in the second inning and a solo home run by Sean Murphy in the third but would go on to lose 10-5. Oakland starter Chris Bassitt allowed three runs in the fourth and J.B. Wendelken was charged with the blown save and loss when he surrendered four unearned runs in the fifth. The A's again scored first in Game 2 on a solo home run by Davis but Sean Manaea allowed four runs in 4.1 innings in the A's 5-2 loss. Oakland's lone win came in Game 3 when they tied an Athletics postseason record with five home runs en route to a 9-7 win. The A's took a 4-2 lead into the bottom of the fifth but the Astros scored five times, including twice off Oakland starter Jesús Luzardo. Chad Pinder then hit a three-run home run in the seventh inning and added a sacrifice fly in the eighth, and Liam Hendriks closed out the game with three scoreless innings of relief for the win. For the fourth time in the series, the A's scored first in Game 4 but would go on to lose, 11-6. Ramón Laureano hit a three-run home run in the second and added a solo shot in the fifth, but Houston scored five times in the fourth off Oakland starter Frankie Montas, and twice each in the fifth, sixth and seventh innings.

FINAL STATISTICS

PLAYER	AVG	G	AB	R	H	TB	2B	3B	HR	RBI	SH	SF	HP	BB	IBB	SO	SB	CS	DP	E	OBP	SLG
Canha, M	.200	4	15	2	3	6	0	0	1	2	0	1	0	0	0	6	0	0	0	0	.188	.400
Davis, K	.250	4	16	2	4	10	0	0	2	3	0	0	1	0	0	8	0	0	0	0	.294	.625
Grossman, R	.300	4	10	2	3	5	2	0	0	0	0	0	0	2	0	2	0	0	0	0	.417	.500
+Heim, J	—	0	0	0	0	0	0	0	0	0	0	0	0	0	0	0	0	0	0	0	—	—
Kemp, T	—	0	0	0	0	0	0	0	0	0	0	0	0	0	0	0	0	0	0	0	—	—
La Stella, T	.313	4	16	2	5	9	1	0	1	2	0	0	1	1	0	1	0	0	1	0	.389	.563
Lamb, J	.000	1	2	0	0	0	0	0	0	0	0	0	0	0	0	1	0	0	1	0	.000	.000
Laureano, R	.200	4	15	3	3	10	1	0	2	4	0	0	0	1	0	3	0	0	1	0	.250	.667
+Murphy, S	.143	4	14	1	2	5	0	0	1	2	0	1	0	0	0	3	0	0	0	1	.133	.357
Olson, M	.214	4	14	4	3	9	0	0	2	2	0	0	0	2	0	4	0	0	1	1	.313	.643
Orf, N	.000	1	0	0	0	0	0	0	0	0	0	0	0	0	0	0	0	0	0	0	.000	.000
Pinder, C	.308	4	13	2	4	11	1	0	2	5	0	1	0	2	0	4	0	0	1	0	.375	.846
Piscotty, S	.250	2	4	0	1	1	0	0	0	0	0	0	0	0	0	0	0	0	0	0	.250	.250
Semien, M	.533	4	15	4	8	11	0	0	1	2	0	0	0	3	0	0	0	0	0	1	.611	.733
Totals	.269	4	134	22	36	77	5	0	12	22	0	3	2	11	0	32	0	0	5	3	.327	.575

PITCHER	W	L	ERA	G	GS	CG	GF	SHO	SV	IP	H	R	ER	HR	HB	BB	IBB	SO	WP	BK	AVG
Bassitt, C	0	0	6.75	1	1	0	0	0	0	4.0	9	3	3	2	0	0	0	4	0	0	.450
Diekman, J	0	0	6.00	3	0	0	0	0	0	3.0	3	2	2	1	1	0	0	4	0	0	.250
Fiers, M	0	0	—	0	0	0	0	0	0	0.0	0	0	0	0	0	0	0	0	0	0	—
Hendriks, L	1	0	0.00	1	0	0	1	0	0	3.0	1	0	0	0	0	0	0	4	0	0	.100
+Luzardo, J	0	0	8.31	1	1	0	0	0	0	4.1	5	4	4	2	0	2	0	2	0	0	.313
Manaea, S	0	1	8.31	1	1	0	0	0	0	4.1	5	4	4	2	0	1	0	2	0	0	.294
McFarland, T	0	0	0.00	2	0	0	2	0	0	2.0	0	0	0	0	0	1	0	2	0	0	.000
Minor, M	0	0	0.00	3	0	0	0	0	0	3.2	2	0	0	0	2	1	0	2	0	0	.182
Montas, F	0	1	12.27	1	1	0	0	0	0	3.2	7	5	5	2	0	1	0	3	0	0	.389
Petit, Y	0	0	18.00	3	0	0	0	0	0	2.0	4	4	4	1	1	1	1	2	0	0	.444
Soria, J	0	0	9.00	2	0	0	0	0	0	2.0	3	2	2	0	0	1	0	0	0	0	.333
Trivino, L	0	0	4.50	3	0	0	1	0	0	2.0	1	1	1	1	1	1	0	2	0	0	.167
+Weems, J	0	0	INF	1	0	0	0	0	0	0	2	2	2	0	0	1	0	0	0	0	1.000
Wendelken, J	0	1	18.00	2	0	0	0	0	0	1.0	4	6	2	1	0	1	0	1	0	0	.500
Totals	1	3	7.46	4	4	0	4	0	0	35.0	46	33	29	12	5	11	1	28	0	0	.322

Results and Boxscores

# ATHLETICS ALL-TIME ROSTER

Since moving to Oakland in 1968, a total of 1,039 players have played for the A's. The all-time franchise count is 2,047.

<b>A</b>	Armstrong, Howard ..... 1911	Baylor, Don ..... 1976-88	Bochte, Bruce ..... 1984-86
Abad, Andy ..... 2001	Arndt, Larry ..... 1989	Beane, Billy ..... 1989	Bodie, Ping ..... 1917
Abad, Fernando ..... 2014-15	Arntzen, Orie ..... 1943	Beard, Dave ..... 1980-83	Boever, Joe ..... 1993
Abbott, Glenn ..... 1973-76	Arroyo, Fernando ..... 1982, 86	Becker, Rich ..... 1999-00	Bogle, Warren ..... 1968
Abbott, Kurt ..... 1993, 98	Astroth, Joe ..... 1945-46, 50-56	Beckmann, Bill ..... 1939-42	Bohen, Pat ..... 1913
Aber, Al ..... 1957	Atherton, Keith ..... 1983-86	Bedrosian, Cam ..... 2021	Boley, Joe ..... 1927-32
Abernathy, Tal ..... 1942-44	Atkins, Tommy ..... 1909-10	Belitz, Todd ..... 2000	Bollweg, Don ..... 1954-55
Accardo, Jeremy ..... 2012	Axford, John ..... 2016-17	Bell, Kevin ..... 1982	Bolt, Skye ..... 2019, 21-22
Acevedo, Domingo ..... 2021-22	Azcue, Joe ..... 1962-63	Bella, Zeke ..... 1959	Bonner, Frank ..... 1902
Acosta, Merito ..... 1918		Bellhorn, Mark ..... 1997-98,	Bonser, Boof ..... 2010
Acre, Mark ..... 1994-97	<b>B</b>	00-01	Boone, Dan ..... 1919
Adams, Dick ..... 1947	Babe, Loren ..... 1953	Bender, Chief ..... 1903-14	Boone, Ray ..... 1959
Adams, Mike ..... 1978	Babich, Johnny ..... 1940-41	Benson, Vern ..... 1943, 46	Bordi, Rich ..... 1980-81, 88
Adams, Willie ..... 1918-19	Babitt, Shooty ..... 1981	Benton, Al ..... 1934-35	Bordick, Mike ..... 1990-96
Adams, Willie ..... 1996-97	Bacon, Eddie ..... 1917	Berger, Johnny ..... 1922	Bosetti, Rick ..... 1981-82
Adkins, Dick ..... 1942	Bagwell, Bill ..... 1925	Bernazard, Tony ..... 1987	Bosman, Dick ..... 1975-76
Afenir, Troy ..... 1990-91	Bahnsen, Stan ..... 1975-77	Bernhard, Bill ..... 1901-02	Bostick, Henry ..... 1915
Aker, Jack ..... 1964-68	Bailey, Andrew ..... 2009-11	Berroa, Geronimo ..... 1994-97	Bournigal, Rafael ..... 1996-98
Akerfelds, Darrel ..... 1986	Bailey, Gene ..... 1917	Berry, Charlie ..... 1925,	Bourque, Pat ..... 1973-74
Alcántara, Arismendy ..... 2016	Bailey, Homer ..... 2019	34-36, 38	Bowen, Rob ..... 2007-08
Alcántara, Raul ..... 2016-17	Baines, Harold ..... 1990-92	Berry, Claude ..... 1906-07	Bowers, Cedrick ..... 2010
Aldrete, Mike ..... 1993-95	Bair, Doug ..... 1977, 86	Berry, Joe ..... 1944-46	Bowie, Jim ..... 1994
Alexander, Gary ..... 1978	Baisley, Jeff ..... 2008	Bertoia, Reno ..... 1961	Bowie, Micah ..... 2002-03
Alexander, Matt ..... 1975-77	Baker, Bock ..... 1901	Besse, Herman ..... 1940-43, 46	Bowles, Charlie ..... 1943, 45
Allen, Austin ..... 2020-22	Baker, Dusty ..... 1985-86	Bethancourt, Christian ..... 2022	Bowlin, Weldon ..... 1967
Allen, Bob ..... 1919	Baker, Frank ..... 1908-14	Bettendorf, Jeff ..... 1984	Bowman, Joe ..... 1932
Allen, Brandon ..... 2011-12	Baker, Neal ..... 1927	Bevan, Hal ..... 1952, 55	Bowsfield, Ted ..... 1963-64
Allen, Dick ..... 1977	Baker, Scott ..... 1995	Biasatti, Hank ..... 1949	Boyd, Bob ..... 1961
Allen, Nick ..... 2022	Baker, Steve ..... 1982-83	Bigbee, Lyle ..... 1920	Boyer, Clete ..... 1955-57
Allison, Dana ..... 1991	Balfour, Grant ..... 2011-13	Billings, Bruce ..... 2011	Boyer, Cloyd ..... 1955
Almon, Bill ..... 1983-84	Bando, Chris ..... 1989	Binks, George ..... 1947-48	Braden, Dallas ..... 2007-11
Alonso, Yonder ..... 2016-17	Bando, Sal ..... 1966-76	Birtzas, Tim ..... 1985-86	Bradford, Bill ..... 1956
Alou, Felipe ..... 1970-71	Bankston, Everett ..... 1915	Bishop, Bill ..... 1921	Bradford, Chad ..... 2001-04
Alou, Jesus ..... 1973-74	Bankston, Wes ..... 2008	Bishop, Charlie ..... 1952-55	Bradley, Bert ..... 1983
Alou, Matty ..... 1972	Barbee, Dave ..... 1926	Bishop, Max ..... 1924-33	Bradley, Milton ..... 2006-07
Alston, Dell ..... 1978	Barna, Babe ..... 1937-38	Bitker, Joe ..... 1990	Bradshaw, Dallas ..... 1917
Alusik, George ..... 1962-64	Barr, Scotty ..... 1908-09	Black, Don ..... 1943-45	Brady, Michael ..... 2017
Alvarez, R.J. .... 2015	Barrera, Luis ..... 2021-22	Blackburn, Paul ..... 2017-22	Brancato, Al ..... 1939-41, 45
Alyea, Brant ..... 1972	Barreto, Franklin ..... 2017-20	Blackley, Travis ..... 2012	Branom, Dud ..... 1927
Ambler, Wayne ..... 1937-39	Barrett, Bill ..... 1921	Blackwell, Ewell ..... 1955	Brant, Marshall ..... 1983
Ancker, Walter ..... 1915	Barrett, Dick ..... 1933	Blaeholder, George ..... 1935	Brazill, Frank ..... 1921-22
Anderson, Brett ..... 2009-13,	Barry, Hardin ..... 1912	Blair, Buddy ..... 1942	Breckinridge, Bill ..... 1929
18-19	Barry, Jack ..... 1908-15	Blair, Carson ..... 2015	Breslow, Craig ..... 2009-11
Anderson, Bryan ..... 2014-15	Barthold, John ..... 1904	Blake, Ed ..... 1957	Bressler, Rube ..... 1914-16
Anderson, Dwain ..... 1971-72	Bartley, Bill ..... 1906-07	Blanchard, Johnny ..... 1965	Brewer, Billy ..... 1997
Anderson, Tanner ..... 2019	Bartling, Irv ..... 1938	Blanco, Gil ..... 1966	Brickley, George ..... 1913
Anderson, Walter ..... 1917, 19	Barton, Daric ..... 2007-14	Blankenship, Lance ..... 1988-93	Bride, Jonah ..... 2022
Andrews, Elbert ..... 1925	Barton, Harry ..... 1905	Blanks, Kyle ..... 2014	Briggs, John ..... 1960
Andrews, Mike ..... 1973	Bass, Norm ..... 1961-63	Blanton, Joe ..... 2004-08	Briscoe, John ..... 1991-96
Andrus, Elvis ..... 2021-22	Bassitt, Chris ..... 2015-16, 18-21	Blasingame, Don ..... 1966	Britto, Lou ..... 1947-51
Andujar, Joaquin ..... 1986-87	Bates, Charlie ..... 1927	Blefary, Curt ..... 1971-72	Brito, Tilson ..... 1997
Appier, Kevin ..... 1999-00	Bates, Ray ..... 1917	Bleich, Jeremy ..... 2018	Broberg, Pete ..... 1978
Applegate, Fred ..... 1904	Batista, Bill ..... 1986	Blemker, Ray ..... 1960	Brooks, Aaron ..... 2015, 18-19
Archer, Fred ..... 1936-37	Batista, Tony ..... 1996-97	Blevins, Jerry ..... 2007-13	Brooks, Bobby ..... 1969-72
Archer, Jim ..... 1961-62	Battle, Allen ..... 1996	Blowers, Mike ..... 1998	Brosius, Scott ..... 1991-97
Armas, Marcos ..... 1993	Batton, Chris ..... 1976	Blue, Bert ..... 1908	Brothers, Art ..... 1906
Armas, Tony ..... 1977-82	Bauer, Hank ..... 1960-61	Blue, Vida ..... 1969-77	Brown, Andrew ..... 2007-08
Armbruster, Harry ..... 1906	Bauer, Lou ..... 1918	Boak, Chet ..... 1960	Brown, Boardwalk ..... 1911-14
Armstrong, George ..... 1946	Baumgartner, Stan ..... 1924-26	Boardman, Charlie ..... 1913-14	Brown, Darrell ..... 1982
	Baxes, Mike ..... 1956, 58	Bocachica, Hiram ..... 2005-07	Brown, Dee ..... 2007

Brown, Emil.....	2008	Carey, Andy.....	1960-61	Cobb, Ty.....	1927-28	Cullen, Tim.....	1972
Brown, Jeremy.....	2006	Carignan, Andrew.....	2011-12	Cochrane, Mickey.....	1925-33	Culler, Dick.....	1936
Brown, Jim.....	1916	Carr, Charlie.....	1901	Codioli, Chris.....	1982-87	Cunningham, Aaron.....	2008-09
Brown, Larry.....	1971-72	Carrasquel, Chico.....	1958	Coghlan, Chris.....	2016	Cunningham, Mike.....	1906
Brown, Norm.....	1943, 46	Carroll, Doc.....	1916	Colangelo, Mike.....	2002	Curry, Jim.....	1909
Brown, Ollie.....	1972	Carroll, Tom.....	1959	Colavito, Rocky.....	1964	Cust, Jack.....	2007-10
Brown, Seth.....	2019-22	Carson, Matt.....	2009-10	Colbert, Nate.....	1976	Cyr, Tyler.....	2022
Browne, Jerry.....	1992-93	Carter, Chris.....	2010-12	Coleman, Ed.....	1932-35		
Bruce, Lou.....	1904	Carter, Nick.....	1908	Coleman, Joe.....	1942,		
Brucker, Earle.....	1937-40, 43	Carter, Sol.....	1931		46-51, 53		
Brucker, Earle.....	1948	Carty, Rico.....	1973, 78	Coleman, Joe.....	1977-78	D	
Bruggy, Frank.....	1922-24	Cascarella, Joe.....	1934-35	Coleman, Ray.....	1948	D'Acquisto, John.....	1982
Brugman, Jaycob.....	2017	Casilla, Santiago.....	2004-09,	Coleman, Rip.....	1957, 59	Daley, Bud.....	1958-61
Brumley, Mike.....	1994		17-18	Collamore, Allan.....	1911	Daley, Pete.....	1960
Brunet, George.....	1956-57,	Castellani, Ryan.....	2022	Collins, Dave.....	1985	Daley, Tom.....	1913-14
	59-60	Caster, George.....	1934-35,	Collins, Eddie.....	1906-14,	Daly, Bert.....	1903
Bryan, Billy.....	1961-66		37-40		27-30	Damon, Johnny.....	2001
Bryant, Derek.....	1979	Castiglia, Jim.....	1942	Collins, Eddie.....	1939, 41-42	Damrau, Harry.....	1915
Buchter, Ryan.....	2018-19	Castillo, Alberto.....	2005	Collins, Jimmy.....	1907-08	Daney, Art.....	1928
Buck, Travis.....	2007-10	Castro, Angel.....	2015	Collins, Zip.....	1921	Danforth, Dave.....	1911-12
Budaska, Mark.....	1978, 81	Castro, Luis.....	1902	Colón, Bartolo.....	2012-13	Danner, Buck.....	1915
Bullock, Red.....	1936	Castro, Ramon.....	2004	Cone, Bob.....	1915	Darling, Ron.....	1991-95
Burgmeier, Tom.....	1983-84	Castro, Simon.....	2017	Conigliaro, Billy.....	1973	Davaillo, Vic.....	1973-74
Burgo, Bill.....	1943-44	Cater, Danny.....	1966-69	Connelly, Bill.....	1945	DaVanon, Jeff.....	2007
Burke, Glenn.....	1978-79	Caudill, Bill.....	1984, 87	Connelly, Steve.....	1998	Davidson, Claude.....	1918
Burnette, Wally.....	1956-58	Caulfield, Jake.....	1946	Conrad, Brooks.....	2008	Davidson, Matt.....	2022
Burns, Billy.....	2014-16	Causey, Wayne.....	1961-66	Conroy, Bill.....	1935-37	Davies, Chick.....	1914-15
Burns, Dennis.....	1923-24	Ceccarelli, Art.....	1955-56	Conroy, Tim.....	1978, 82-85	Davis, Bob.....	1958, 60
Burns, George.....	1918-20, 29	Cepeda, Orlando.....	1972	Consoló, Billy.....	1962	Davis, Bud.....	1915
Burns, Joe.....	1944-45	Cerv, Bob.....	1957-60	Conway, Owen.....	1915	Davis, Crash.....	1940-42
Burns, Todd.....	1988-91	Céspedes, Yoenis.....	2012-14	Cook, Ryan.....	2012-15	Davis, Harry.....	1901-11, 13-17
Burris, Ray.....	1984	Cey, Ron.....	1987	Coombs, Bobby.....	1933	Davis, Ike.....	2015
Burroughs, Jeff.....	1982-84	Chafin, Andrew.....	2021	Coombs, Jack.....	1906-14	Davis, Khris.....	2016-21
Burrows, John.....	1943	Chalk, Dave.....	1979	Cooper, Pat.....	1946-47	Davis, Mike.....	1980-87
Burrus, Dick.....	1919-20	Chant, Charlie.....	1975	Corcoran, Art.....	1915	Davis, Rajai.....	2008-10, 17
Burtschy, Moe.....	1950-51,	Chapman, Fred.....	1939-41	Corsi, Jim.....	1988-89,	Davis, Storm.....	1987-89, 93
	54-56	Chapman, John.....	1924		92, 95-96	Davis, Tod.....	1949, 51
Busch, Ed.....	1943-45	Chapman, Matt.....	2017-21	Cosey, Ray.....	1980	Davis, Tommy.....	1970-71
Buschhorn, Don.....	1965	Chapman, Sam.....	1938-41,	Cotton, J'harel.....	2016-17	Dawid, Bill.....	1989
Bush, Joe.....	1912-17, 28		45-51	Cottrell, Ensign.....	1913	Dean, Chubby.....	1936-41
Butler, Billy.....	2015-16	Charles, Ed.....	1962-67	Coughtry, Marlan.....	1962	Decker, Jaff.....	2017
Buxton, Ralph.....	1938	Chavarria, Ossie.....	1966-67	Coulombe, Daniel.....	2015-18	DeJesus, David.....	2011
Bynum, Freddie.....	2005	Chavez, Eric.....	1998-2010	Courtney, Clint.....	1961	De Los Santos, Fautino.....	2011-12
Byrd, Harry.....	1950, 52-53	Chavez, Jesse.....	2012-15	Coveleski, Stan.....	1912	Delsing, Jim.....	1960
Byrnes, Eric.....	2000-05	Chiti, Harry.....	1958-60	Covington, Wes.....	1961	DeMaestri, Joe.....	1953-59
Byrnes, Jim.....	1906	Chitren, Steve.....	1990-91	Cowgill, Collin.....	2012	DeMars, Billy.....	1948
		Choice, Michael.....	2013	Cox, Glenn.....	1955-58	Denorfia, Chris.....	2008-09
<b>C</b>		Chouinard, Bobby.....	1996	Cox, Jeff.....	1980-81	Derrick, Claud.....	1910-12
Cabrera, Orlando.....	2009	Christenson, Ryan.....	1998-01	Coyne, Toots.....	1914	Derry, Russ.....	1946
Cadaret, Greg.....	1987-89	Christopher, Russ.....	1942-47	Crabb, Roy.....	1912	Desautels, Gene.....	1946
Cahill, Trevor.....	2009-11, 18	Cias, Darryl.....	1983	Craddock, Walt.....	1955-56, 58	DeShong, Jimmie.....	1932
Cain, Sugar.....	1932-35	Cicero, Joe.....	1945	Craig, George.....	1907	Detwiler, Ross.....	2016
Calero, Kiko.....	2005-08	Cihocki, Ed.....	1932-33	Cramer, Bobby.....	2010-11	Devine, Joey.....	2008, 11
Caligiuri, Fred.....	1941-42	Cimoli, Gino.....	1962-64	Cramer, Doc.....	1929-35	Diaz, Jordan.....	2022
Callahan, Ben.....	1983	Ciola, Lou.....	1943	Crane, Sam.....	1914-16	Dickson, Jim.....	1965-66
Callasop, Alberto.....	2013-14	Cipriani, Frank.....	1961	Crawford, Willie.....	1977	Dickson, Murry.....	1958-59
Callaway, Frank.....	1921-22	Cissell, Bill.....	1937	Crimian, Jack.....	1956	Diekman, Jake.....	2019-21
Camacho, Ernie.....	1980	Clark, Allie.....	1951-53	Crisp, Coco.....	2010-16	Dietrich, Bill.....	1933-36, 47-48
Cameron, Kevin.....	2009	Clark, Doug.....	2006	Cronin, Jim.....	1929	Dillingor, Bob.....	1950
Campaneris, Bert.....	1964-76	Clark, Jermaine.....	2005	Crosby, Bobby.....	2003-09	Dilone, Miguel.....	1978-79
Campbell, Kevin.....	1991-93	Clark, Ron.....	1971-72	Cross, Lave.....	1901-05	DiNardo, Lenny.....	2007-08
Candiotti, Tom.....	1998-99	Claset, Gowell.....	1933	Cross, Monte.....	1902-07	Ditmar, Art.....	1954-56, 61-62
Canha, Mark.....	2015-21	Clement, Ernie.....	2022	Crowell, Cap.....	1915-16	Divis, Moxie.....	1916
Canseco, Jose.....	1985-92, 97	Clinton, Lou.....	1965	Crowson, Woody.....	1945	Dixon, Sonny.....	1954-55
Canseco, Ozzie.....	1990	Clippard, Tyler.....	2015	Cruthers, Press.....	1913-14	Dobson, Chuck.....	1966-71, 73
Cantrell, Guy.....	1927	Clyde, Tom.....	1943	Cruz, Fausto.....	1994-95	Dolan, Joe.....	1901
Capel, Connor.....	2022	Coakley, Andy.....	1902-06	Cruz, Juan.....	2005	Donahue, Pat.....	1910

Donaldson, John ..... 1966-70, 74  
 Donaldson, Josh ..... 2010, 12-14  
 Doolittle, Sean ..... 2012-17  
 Dotel, Octavio ..... 2004-05  
 Doubront, Felix ..... 2015  
 Dougherty, Jim ..... 1998  
 Dowd, Snooks ..... 1919  
 Downing, Al ..... 1970  
 Downs, Kelly ..... 1992-93  
 Doyle, Brian ..... 1981  
 Doyle, Carl ..... 1935-36  
 Dozier, Tom ..... 1986  
 Drabowsky, Moe ..... 1962-65  
 Drake, Larry ..... 1945  
 Dressendorfer, Kirk ..... 1991  
 Drew, Stephen ..... 2012  
 Driscoll, Jim ..... 1970  
 Driscoll, Michael ..... 1916  
 Drumright, Keith ..... 1981  
 Duchscherer, Justin ..... 2003-08, 10  
 Duckworth, Jim ..... 1966  
 Dugan, Joe ..... 1917-21  
 Duggleby, Bill ..... 1902  
 Duliba, Bob ..... 1967  
 Dull, Ryan ..... 2015-19  
 Duncan, Dave ..... 1964, 67-72  
 Duncan, Taylor ..... 1978  
 Dunn, Adam ..... 2014  
 Dunning, Steve ..... 1977  
 Durazo, Erubiel ..... 2003-05  
 Duren, Ryne ..... 1957  
 Durham, Ray ..... 2002  
 Duser, Carl ..... 1956, 58  
 Dye, Jermaine ..... 2001-04  
 Dygert, Jimmy ..... 1905-10  
 Dykes, Jimmie ..... 1918-32

**E**

Earnshaw, George ..... 1928-33  
 Easterling, Paul ..... 1938  
 Eaves, Vallie ..... 1935  
 Eccles, Harry ..... 1915  
 Eckersley, Dennis ..... 1987-95  
 Eckert, Charlie ..... 1919-20, 22  
 Eddy, Chris ..... 1995  
 Edgerton, Bill ..... 1966-67  
 Edwards, Doc ..... 1963-65  
 Edwards, Mike ..... 1978-80  
 Edwards, Mike ..... 2003  
 Edwards, Ralph ..... 1915  
 Egan, Ben ..... 1908, 12  
 Ehmke, Howard ..... 1926-30  
 Eibner, Brett ..... 2016  
 Elliott, Randy ..... 1980  
 Ellis, Dock ..... 1977  
 Ellis, Mark ..... 2002-03, 05-11  
 Ely, Bones ..... 1901  
 Embree, Alan ..... 2007-08  
 Emerson, Chester ..... 1911-12  
 Engle, Charlie ..... 1925-26  
 Epps, Hal ..... 1944  
 Epstein, Mike ..... 1971-72  
 Eschen, Larry ..... 1942  
 Esposito, Sammy ..... 1963  
 Essegian, Chuck ..... 1961, 63

Essian, Jim ..... 1978-80, 84  
 Estalella, Bobby ..... 1943-45, 49  
 Estrada, Marco ..... 2019  
 Etherton, Seth ..... 2005  
 Etten, Nick ..... 1938-39  
 Eveland, Dana ..... 2008-09  
 Everidge, Tommy ..... 2009  
 Ewoldt, Art ..... 1919

**F**

Fagan, Everett ..... 1943, 46  
 Fahey, Frank ..... 1918  
 Fahey, Howard ..... 1912  
 Fain, Ferris ..... 1947-52  
 Fairbank, Jim ..... 1903-04  
 Fairly, Ron ..... 1976  
 Falkenberg, Cy ..... 1917  
 Familia, Jeury ..... 2018  
 Fanovich, Frank ..... 1953  
 Farmer, Ed ..... 1983  
 Fasano, Sal ..... 2000-01  
 Fazio, Ernie ..... 1966  
 Feliz, Michael ..... 2021  
 Fermin, Ramon ..... 1995  
 Fernandez, Frank ..... 1970-71  
 Ferrazzi, Bill ..... 1935  
 Ferrick, Tom ..... 1941  
 Feters, Mike ..... 1998  
 Fetzner, Willy ..... 1906  
 Fiers, Mike ..... 2018-21  
 Figueroa, Ed ..... 1981  
 Figueroa, Pedro ..... 2012-13  
 Fikac, Jeremy ..... 2003  
 Files, Eddie ..... 1908  
 Fillingim, Dana ..... 1915  
 Fingers, Rollie ..... 1968-76  
 Finigan, Jim ..... 1954-56  
 Fink, Herman ..... 1935-37  
 Finney, Lou ..... 1931, 33-39  
 Fiorentino, Jeff ..... 2008  
 Fischer, Bill ..... 1961-63  
 Flater, Jack ..... 1908  
 Fletcher, Paul ..... 1996  
 Flick, Elmer ..... 1902  
 Flick, Lew ..... 1943-44  
 Flohr, Mort ..... 1934  
 Flores, Jesse ..... 1943-47  
 Flores, Jose ..... 2002  
 Flores, Ron ..... 2005-07  
 Flythe, Stu ..... 1936  
 Foiles, Hank ..... 1960  
 Font, Wilmer ..... 2018  
 Fosse, Ray ..... 1973-75  
 Fouke, Keith ..... 2003, 08  
 Fowler, Dick ..... 1941-42, 45-52  
 Fowler, Dustin ..... 2018  
 Fox, Eric ..... 1992-94  
 Fox, Jack ..... 1908  
 Fox, Jake ..... 2010  
 Fox, Nellie ..... 1947-49  
 Foxx, Jimmie ..... 1925-35  
 Francis, Jeff ..... 2014  
 Francona, Tito ..... 1969-70  
 Franks, Herman ..... 1947-48  
 Fraser, Chick ..... 1901  
 Freeman, Harvey ..... 1921  
 Freeman, Mark ..... 1959

Freiman, Nate ..... 2013-14  
 Freitas, Tony ..... 1932-33  
 French, Pat ..... 1917  
 French, Walter ..... 1923, 25-29  
 Fricano, Marion ..... 1952-55  
 Fritz, Charlie ..... 1907  
 Fritz, Harry ..... 1913  
 Fuentes, Brian ..... 2011-12  
 Fuentes, Tito ..... 1978  
 Fuhrman, Ollie ..... 1922  
 Fuld, Sam ..... 2014-15  
 Fulghum, Dot ..... 1921  
 Fultz, Dave ..... 1901-02  
 Furmaniak, J.J. ..... 2007  
 Fyhrle, Mike ..... 2001-02

**G**

Galan, Augie ..... 1949  
 Gallagher, Sean ..... 2008-09  
 Gallego, Mike ..... 1985-91, 95  
 Galloway, Chick ..... 1919-27  
 Ganley, Bob ..... 1909  
 Gant, Ron ..... 2001, 03  
 Gantenbein, Joe ..... 1939-40  
 Garbark, Bob ..... 1944  
 Garcia, Aramis ..... 2021  
 Garcia, Dermis ..... 2022  
 Garciaparra, Nomar ..... 2009  
 Gardner, Larry ..... 1918  
 Gardner, Rob ..... 1971, 73  
 Garneau, Dustin ..... 2017, 19  
 Garner, Phil ..... 1973-76  
 Garrett, Adrian ..... 1971-72  
 Garrison, Ford ..... 1944-46  
 Garrison, Webster ..... 1996  
 Garver, Ned ..... 1957-60  
 Gassaway, Charlie ..... 1945  
 Gates, Brent ..... 1993-96  
 Gaudin, Chad ..... 2006-08, 10  
 Gautreau, Doc ..... 1925  
 Gearrin, Cory ..... 2018  
 Geary, Bob ..... 1918-19  
 Geier, Phil ..... 1901  
 Gentile, Jim ..... 1964-65  
 Gentry, Craig ..... 2014-15  
 George, Alex ..... 1955  
 George, Greek ..... 1945  
 Gerkin, Steve ..... 1945  
 German, Esteban ..... 2002-04  
 Giambi, Jason ..... 1995-01, 09  
 Giambi, Jeremy ..... 2000-02  
 Gibson, Charlie ..... 1924  
 Giebel, Joe ..... 1913  
 Giel, Paul ..... 1961  
 Giese, Dan ..... 2009  
 Giggie, Bob ..... 1960, 62  
 Ginsberg, Joe ..... 1956  
 Ginter, Keith ..... 2005  
 Giordano, Tommy ..... 1953  
 Giusti, Dave ..... 1977  
 Glass, Tom ..... 1925  
 Glynn, Ryan ..... 2005  
 Godfrey, Graham ..... 2011-12  
 Gomes, Jonny ..... 2012, 14  
 Gomes, Yan ..... 2021  
 Gonzalez, Carlos ..... 2008  
 Gonzalez, Edgar ..... 2009

Gonzalez, Gio ..... 2008-11  
 Gonzalez, Orlando ..... 1980  
 Goodch, Lee ..... 1917  
 Goodwin, Danny ..... 1982  
 Gorman, Tom ..... 1955-59  
 Gosger, Jim ..... 1966-68  
 Gossage, Rich ..... 1992-93  
 Gossett, Daniel ..... 2017-18  
 Grabarkewitz, Billy ..... 1975  
 Grabowski, Jason ..... 2002-03  
 Graff, Milt ..... 1957-58  
 Grant, Mudcat ..... 1970-71  
 Graveman, Kendall ..... 2015-18  
 Gray, Dolly ..... 1924-27  
 Gray, Jeff ..... 2008-09  
 Gray, Johnny ..... 1954-55  
 Gray, Sonny ..... 2013-17  
 Green, Dick ..... 1963-74  
 Green, Grant ..... 2013  
 Green, Joe ..... 1924  
 Greerson, Luke ..... 2014  
 Gregg, Vean ..... 1918  
 Grevell, Bill ..... 1919  
 Grieve, Ben ..... 1997-00  
 Griffeth, Lee ..... 1946  
 Griffin, A.J. ..... 2012-13  
 Griffin, Alfredo ..... 1985-87  
 Griffin, Ivy ..... 1919-21  
 Griffin, Pug ..... 1917  
 Grilli, Guido ..... 1966  
 Grim, Bob ..... 1958-59, 62  
 Grimes, Oscar ..... 1946  
 Grimm, Charlie ..... 1916  
 Grimm, Justin ..... 2022  
 Groh, Lew ..... 1919  
 Groom, Buddy ..... 1996-99  
 Gross, Gabe ..... 2010  
 Gross, Wayne ..... 1976-83, 86  
 Grossman, Robbie ..... 2019-20  
 Groth, Johnny ..... 1956-57  
 Grove, Lefty ..... 1925-33  
 Grover, Roy ..... 1916-17, 19  
 Grunwald, Al ..... 1959  
 Grzenda, Joe ..... 1964, 66  
 Guduan, Reymin ..... 2021  
 Guerra, Deolis ..... 2021  
 Guerra, Mike ..... 1947-50  
 Guerrero, Mario ..... 1978-80  
 Guillen, Jose ..... 2003  
 Guintini, Ben ..... 1950  
 Gumpert, Randy ..... 1936-38  
 Guthrie, Mark ..... 2001  
 Guzman, Johnny ..... 1991-92

**H**

Haas, Bruno ..... 1915  
 Haas, Moose ..... 1986-87  
 Haas, Mule ..... 1928-32, 38  
 Hadley, Bump ..... 1941  
 Hadley, Kent ..... 1958-59  
 Haefner, Bill ..... 1915  
 Hahn, Jesse ..... 2015-17  
 Hairston, Scott ..... 2009  
 Halama, John ..... 2003  
 Hale, Sammy ..... 1923-29  
 Haley, Ray ..... 1916-17  
 Hall, Dick ..... 1960

Hall, Irv.....	1943-46	Healy, Thomas.....	1915-16	Holzemer, Mark.....	1998	Jarvis, Kevin.....	1999
Halsey, Brad.....	2006	Heath, Mike.....	1979-85	Honeycutt, Rick....	1987-93, 95	Jaso, John.....	2013-14
Hamilton, Dave.....	1972-75, 79-80	Heaverlo, Dave.....	1978-79, 81	Hooks, Alex.....	1935	Javier, Stan.....	1986-90, 94-95
Hamilton, Tom.....	1952-53	Heffner, Don.....	1943	Hooper, Bob.....	1950-52	Jefferies, Daulton.....	2020-22
Hamlin, Ken.....	1960	Hegan, Mike.....	1971-73	Hooten, Leon.....	1974	Jenkins, Tom.....	1926
Hamlin, Luke.....	1944	Heim, Jonah.....	2020	Hope, Sam.....	1907	Jennings, Doug.....	1988-91
Hammel, Jason.....	2014	Heimach, Fred.....	1920-26	Hopkins, Don.....	1975-76	Jennings, Robin.....	2001
Hammond, Chris.....	2004	Heimueller, Gorman..	1983-84	Horlen, Joe.....	1972	Jensen, Willie.....	1914
Hammer, Granny.....	1962	Heitmuller, Heinie....	1909-10	Horsman, Vince.....	1992-94	Jimenez, D'Angelo.....	2006
Hancken, Buddy.....	1940	Held, Woodie.....	1957-58	Horton, Willie.....	1978	Jimenez, Dany.....	2022
Hancock, Garry.....	1983-84	Helfand, Eric.....	1993-95	Hosley, Tim.....	1973-74, 76-78, 81	Jimenez, Manny.....	1962-64, 66
Handley, Gene.....	1946-47	Hemond, Scott.....	1989-94	Host, Gene.....	1957	Jimenez, Miguel.....	1993-94
Handrahan, Vern.....	1964, 66	Henderson, Dave.....	1988-93	Houck, Byron.....	1912-14	John, Tommy.....	1985
Haney, Larry....	1969-70, 72-76	Henderson, Rickey....	1979-84, 89-95, 98	House, Frank.....	1958-59	Johns, Doug.....	1995-96
Hankins, Jay.....	1961, 63	Henderson, Steve.....	1985-87	Houser, Ben.....	1910	Johnson, Bill.....	1916-17
Hanna, Preston.....	1982	Hendrick, George.....	1971-72	Hovley, Steve.....	1970-71	Johnson, Bob.....	1933-42
Hannah, Jack.....	2007-09	Hendriks, Liam.....	2016-20	Howard, Steve.....	1990	Johnson, Bob.....	1960, 69-70
Hannifin, Jack.....	1906	Henley, Weldon.....	1903-05	Howell, Jay.....	1985-87	Johnson, Cliff.....	1981-82
Harang, Aaron.....	2002-03	Herbert, Ray.....	1955, 58-61	Howitt, Dann.....	1989-92	Johnson, Dan.....	2005-08
Harden, Rich.....	2003-08, 11	Heredia, Gil.....	1998-01	Howser, Dick.....	1961-63	Johnson, Dane.....	1997
Haren, Dan.....	2005-07	Hermida, Jeremy.....	2010	Hoyle, Tex.....	1952	Johnson, Deron.....	1961-62, 73-74
Harikkala, Tim.....	2005	Hernandez, Fernando.....	2008	Hoyt, Waite.....	1931	Johnson, Hank.....	1936
Harkey, Mike.....	1995	Hernandez, Ramon....	1999-03	Hubbard, Glenn.....	1988-89	Johnson, Jim.....	2014
Harper, Brian.....	1987, 95	Herrera, Jose.....	1995-96	Huckleberry, Earl.....	1935	Johnson, Jing.....	1916-17, 19, 27-28
Harper, Jack.....	1915	Herridge, Troy.....	1956	Hudgens, Dave.....	1983-83	Johnson, John Henry.....	1978-79
Harper, Tommy.....	1975	Herrmann, Chris.....	2019	Hudson, Tim.....	1999-04	Johnson, Ken.....	1958-61
Harrell, Slim.....	1912	Hershberger, Mike....	1965-69	Hughes, Luke.....	2012	Johnson, Mark.....	2003
Harrelson, Ken.....	1963-67	Herzog, Whitey.....	1958-60	Hulvey, Hank.....	1923	Johnson, Paul.....	1920-21
Harrington, Bill....	1953, 55-56	Hesselbacher, George....	1916	Hundley, Nick.....	2019	Johnson, Rankin.....	1941
Harris, Bob.....	1942	Hessner, Ed.....	1940	Hunter, Billy.....	1957-58	Johnson, Roy.....	1918
Harris, Bubba.....	1948-49, 51	Heving, Johnnie.....	1931-32	Hunter, Catfish.....	1965-74	Johnson, Stan.....	1961
Harris, Lum.....	1941-44, 46	Hickman, Jesse.....	1965-66	Husta, Carl.....	1925	Johnson, Walt.....	1917
Harris, Reggie.....	1990-91	Hicks, Brandon.....	2012	Husting, Bert.....	1902	Johnson, Doc.....	1922
Harris, Spencer.....	1930	Higgins, Pinky.....	1930, 33-36	Huston, Warren.....	1937	Johnstone, Jay.....	1973
Harrison, Josh.....	2021	High, Charlie.....	1919-20			Johnstone, John.....	1997
Harrison, Tom.....	1965	Hiljuz, Erik.....	2001-02			Jones, Doug.....	1999-00
Harriss, Slim.....	1920-26	Hill, Dave.....	1957			Jones, Gordon.....	1962
Hartsel, Topsy.....	1902-11	Hill, Donnie.....	1983-86			Jones, Jeff.....	1980-84
Harville, Chad.....	1999, 01, 03-04	Hill, Jesse.....	1937			Jones, John.....	1923, 32
Hassey, Ron.....	1988-90	Hill, Red.....	1917			Jones, Marcus.....	2000
Hassler, Joe.....	1928-29	Hill, Rich.....	2016			Joost, Eddie.....	1947-54
Hasson, Gene.....	1937-38	Hillegas, Shawn.....	1992-93			Jorgensen, Mike.....	1977
Hasty, Bob.....	1919-24	Hilley, Ed.....	1903			Jose, Felix.....	1988-90
Hatcher, Chris.....	2017-18	Hinch, A.J.....	1998-00			Joseph, Corban.....	2019
Hatteberg, Scott.....	2002-05	Hitchcock, Billy.....	1950-52			Joseph, Rick.....	1964
Haught, Gary.....	1997	Hoffman, Danny.....	1903-06			Joyce, Bob.....	1939
Hauser, Joe.....	1922-24, 26, 28	Hogan, Willie.....	1911			Joyce, Dick.....	1965
Hausmann, Clem.....	1949	Holborow, Wally.....	1948			Joyce, Matt.....	2017-18
Hawkins, Andy.....	1991	Holliday, Matt.....	2009			Jurak, Ed.....	1988
Hayden, Jack.....	1901	Holmes, Chick.....	1918			Justice, David.....	2002
Hayes, Frankie.....	1933-34, 36-42, 44-45	Holmes, Jim.....	1906				
Haynes, Jimmy.....	1997-99	Holt, Jim.....	1974-76				
Healy, Ryon.....	2016-17	Holt, Red.....	1925				
		Holtz, Mike.....	2002				
		Holtzman, Ken.....	1972-75				

## ALL OR NOTHING

In 2022, the A's had their 17th season with 100 or more losses (2 in Oakland, 4 in Kansas City, 11 in Philadelphia), which is the most in Major League history. It was also the A's 35th last place finish (24 in the American League, 11 in the AL West), which matches the Phillies for the most last place finishes in ML history. However, the A's have 10 seasons with 100 or more wins, a total which is surpassed only by the Yankees (21), and nine World Championships, which trails only the Yankees (27) and Cardinals (11). More recently, over the last 11 seasons (2012-22) the A's have either made the playoffs (6 times) or finished last (4 times) in 10 of the 11 seasons.



## K

Ka'aihue, Kila ..... 2012  
 Kaiser, Jeff ..... 1985  
 Kalahan, John ..... 1903  
 Kalfass, Bill ..... 1937  
 Kaprielian, James ..... 2020-22  
 Karros, Eric ..... 2004  
 Karsay, Steve ..... 1993-94, 97, 06  
 Kazmir, Scott ..... 2014-15  
 Kearney, Bob ..... 1981-83  
 Kearns, Teddy ..... 1920  
 Keefe, Dave ..... 1917, 19-21  
 Keegan, Ed ..... 1961  
 Keen, Vic ..... 1918  
 Keesey, Jim ..... 1925, 30  
 Keisler, Randy ..... 2006  
 Kell, George ..... 1943-46  
 Kell, Skeeter ..... 1952  
 Kellett, Al ..... 1923  
 Kelley, Harry ..... 1936-38  
 Kelley, Shawn ..... 2018  
 Kellner, Alex ..... 1948-58  
 Kellner, Walt ..... 1952-53  
 Kellogg, Al ..... 1908  
 Kelly, Bill ..... 1920  
 Kelly, Ren ..... 1923  
 Kemp, Tony ..... 2020-222  
 Kendall, Jason ..... 2005-07  
 Kenna, Ed ..... 1902  
 Kennedy, Adam ..... 2009  
 Kennedy, Joe ..... 2005-07  
 Keough, Joe ..... 1968  
 Keough, Matt ..... 1977-83  
 Keriazakos, Gus ..... 1955  
 Kern, Bill ..... 1962  
 Ketchum, Fred ..... 1901  
 Ketchum, Gus ..... 1922  
 Kiefer, Steve ..... 1984-85  
 Kiekhefer, Dean ..... 2018  
 Kielty, Bobby ..... 2004-07  
 Kiely, Leo ..... 1960  
 Kilby, Brad ..... 2009-10  
 Kilkenny, Mike ..... 1972-72  
 Killeen, Evans ..... 1959  
 King, Lee ..... 1916  
 Kingery, Mike ..... 1992  
 Kingman, Brian ..... 1979-82  
 Kingman, Dave ..... 1984-86  
 Kinney, Dennis ..... 1982  
 Kinney, Walt ..... 1919-20, 23  
 Kircher, Mike ..... 1919  
 Kirk, Bill ..... 1961  
 Kirk, Tom ..... 1947  
 Kish, Ernie ..... 1945  
 Klein, Lou ..... 1951  
 Klieman, Ed ..... 1950  
 Klimchok, Lou ..... 1958-61  
 Klimkowski, Ron ..... 1971  
 Kline, Bob ..... 1934  
 Klink, Joe ..... 1990-91  
 Klutts, Mickey ..... 1979-82  
 Knerr, Lou ..... 1945-46  
 Knickerbocker, Austin ..... 1947  
 Knickerbocker, Bill ..... 1942  
 Knight, John ..... 1905-07  
 Knott, Jack ..... 1941-42, 46  
 Knowles, Darold ..... 1971-74

Knowlson, Tom ..... 1915  
 Knowlton, Bill ..... 1920  
 Koch, Billy ..... 2002  
 Koenig, Jared ..... 2022  
 Kolarek, Adam ..... 2021-22  
 Kolloway, Don ..... 1953  
 Komine, Shane ..... 2006-07  
 Kommink, Brad ..... 1991  
 Konopka, Bruce ..... 1942-43, 46  
 Koonce, Graham ..... 2003  
 Kopf, Larry ..... 1914-15  
 Kopp, Merlin ..... 1918-19  
 Kotsay, Mark ..... 2004-07  
 Kottaras, George ..... 2012  
 Kouzmanoff, Kevin ..... 2010-11  
 Kozma, Pete ..... 2021  
 Krause, Harry ..... 1908-12  
 Krausse, Lew ..... 1931-32  
 Krausse, Lew ..... 1961, 64-69  
 Kravitz, Danny ..... 1960  
 Kreevich, Mike ..... 1942  
 Kretlow, Lou ..... 1956  
 Krueger, Bill ..... 1983-87  
 Kryhoski, Dick ..... 1955  
 Kubiak, Ted ..... 1967-69, 72-75  
 Kubinski, Tim ..... 1997, 99  
 Kucab, Johnny ..... 1950-52  
 Kucks, Johnny ..... 1959-60  
 Kuczynski, Bert ..... 1943  
 Kull, John ..... 1909  
 Kume, Mike ..... 1955  
 Kunkel, Bill ..... 1961-62  
 Kutyna, Marty ..... 1959-60

## L

Laabs, Chet ..... 1947  
 Lacey, Bob ..... 1977-80  
 Lachemann, Marcel ..... 1969-71  
 Lachemann, Rene ..... 1965-66, 68  
 Ladendorff, Tyler ..... 2015-16  
 Lagger, Ed ..... 1934  
 Lajoie, Nap ..... 1901-02, 15-16  
 Lamar, Bill ..... 1924-27  
 Lambo, Andrew ..... 2016  
 LaMarre, Ryan ..... 2017  
 Lamb, Jake ..... 2020  
 Lamp, Dennis ..... 1987  
 Landis, Bill ..... 1963  
 Landis, Jim ..... 1965  
 Langeliers, Shea ..... 2022  
 Langerhans, Ryan ..... 2007  
 Langford, Rick ..... 1977-86  
 Lanning, Red ..... 1916  
 Lansford, Carney ..... 1983-92  
 Lapp, Jack ..... 1908-15  
 Larish, Jeff ..... 2010  
 Larkin, Ed ..... 1909  
 Larsen, Don ..... 1960-61  
 LaRoche, Andy ..... 2011  
 LaRussa, Tony ..... 1963, 68-71  
 Lasorda, Tommy ..... 1956  
 La Stella, Tommy ..... 2020  
 Lau, Charlie ..... 1963-64  
 Lauder, Billy ..... 1901  
 Laureano, Ramón ..... 2018-22  
 Lauzerique, George ..... 1967-69

Lavan, Doc ..... 1913  
 Lavarnway, Ryan ..... 2017  
 Lavelle, Gary ..... 1987  
 Law, Vance ..... 1991  
 Lawrie, Brett ..... 2015  
 Lawry, Otis ..... 1916-17  
 Laxton, Brett ..... 1999  
 Leahy, Tom ..... 1901  
 Lear, Fred ..... 1915  
 LeBourveau, Bevo ..... 1929  
 Lehner, Paul ..... 1950-51  
 Lehr, Justin ..... 2004  
 Leiper, Dave ..... 1984, 86-87, 94-95  
 Leitner, Dummy ..... 1901  
 LeMaster, Johnnie ..... 1987  
 Lemoine, Jake ..... 2022  
 Lennon, Patrick ..... 1997  
 Lennox, Ed ..... 1906  
 Leon, Arnold ..... 2015  
 Leonard, Elmer ..... 1911  
 Leovich, John ..... 1941  
 Leshner, Brian ..... 1996-98  
 Lester, Jon ..... 2014  
 Lewis, Allan ..... 1967-70, 72-73  
 Lewis, Colby ..... 2007  
 Lewis, Darren ..... 1990  
 Lewis, Richie ..... 1997  
 Lidle, Cory ..... 2001-02  
 Lieber, Dutch ..... 1935-36  
 Liebhardt, Glenn ..... 1930  
 Lillard, Bill ..... 1939-40  
 Lilly, Ted ..... 2002-03  
 Limmer, Lou ..... 1951, 54  
 Lindblad, Paul ..... 1965-71, 73-76  
 Lindblom, Josh ..... 2014  
 Lindemann, Bob ..... 1901  
 Lindstrom, Axel ..... 1916  
 Lintz, Larry ..... 1976-77  
 Lisenbee, Hod ..... 1936  
 Littrell, Jack ..... 1952, 54-55  
 Livingston, Paddy ..... 1909-11  
 Loazia, Esteban ..... 2006-07  
 Lochhead, Harry ..... 1901  
 Locker, Bob ..... 1970-72  
 Lockwood, Skip ..... 1965  
 Lodigiani, Dario ..... 1938-40  
 Logue, Zach ..... 2022  
 Long, Lep ..... 1911  
 Long, Terrence ..... 2000-03  
 Loos, Pete ..... 1901  
 Lopes, Christian ..... 2022  
 Lopes, Davey ..... 1982-84  
 Lopez, Hector ..... 1955-59  
 Lord, Bris ..... 1905-07, 10-12  
 Lorraine, Andrew ..... 1997  
 Lovrich, Pete ..... 1963  
 Lovullo, Torey ..... 1996  
 Lowrie, Jed ..... 2013-14, 16-18, 21-22  
 Lowry, Sam ..... 1942-43  
 Luby, Hal ..... 1936  
 Lucas, Josh ..... 2018  
 Lucroy, Jonathan ..... 2018  
 Ludwick, Eric ..... 1997  
 Lugo, Ruddy ..... 2007

Lumpe, Jerry ..... 1959-63  
 Luzardo, Jesús ..... 2019-21  
 Lydy, Scott ..... 1993  
 Lysander, Rick ..... 1980

## M

Maas, Duke ..... 1958  
 Mabry, John ..... 2002  
 Macfarlane, Mike ..... 1998-99  
 Machin, Vimal ..... 2020-22  
 Mack, Earle ..... 1910-11, 14  
 Mack, Shane ..... 1998  
 Mackenzie, Eric ..... 1955  
 Mackenzie, Gordon ..... 1961  
 Mackiewicz, Felix ..... 1941-43  
 MacKinnon, David ..... 2022  
 Mackinson, John ..... 1953  
 Madjeski, Ed ..... 1932-34  
 Madson, Ryan ..... 2016-17  
 Magadan, Dave ..... 1997-98  
 Maggert, Harl ..... 1912  
 Magnante, Mike ..... 2000-02  
 Magnuson, Trystan ..... 2011  
 Mahaffey, Roy ..... 1930-35  
 Mahay, Ron ..... 1999-00  
 Mahon, Al ..... 1930  
 Mailho, Emil ..... 1936  
 Mains, Jim ..... 1943  
 Majeski, Hank ..... 1946-49, 51-52  
 Mallonee, Ben ..... 1921  
 Mallory, Sheldon ..... 1977  
 Malone, Lew ..... 1915-16  
 Manaea, Sean ..... 2016-21  
 Mangual, Angel ..... 1971-76  
 Manrique, Fred ..... 1991  
 Manush, Frank ..... 1908  
 Marchildon, Phil ..... 1940-42, 45-49  
 Marcum, Johnny ..... 1933-35  
 Maris, Roger ..... 1958-59  
 Markel, Parker ..... 2022  
 Markland, Gene ..... 1950  
 Marquez, Gonzalo ..... 1972-73  
 Marshall, Jay ..... 2007, 09  
 Marte, Starling ..... 2021  
 Martin, Billy ..... 1957  
 Martin, Cody ..... 2015  
 Martin, Doc ..... 1908, 11-12  
 Martin, Morrie ..... 1951-54  
 Martin, Pat ..... 1919-20  
 Martinez, Adrian ..... 2022  
 Martinez, Hector ..... 1962-63  
 Martinez, Marty ..... 1972  
 Martinez, Ted ..... 1975  
 Martini, Nick ..... 2018-19  
 Martini, Wedo ..... 1935  
 Martyn, Bob ..... 1957-59  
 Mashore, Damon ..... 1996-97  
 Masters, Walt ..... 1939  
 Matarazzo, Len ..... 1952  
 Mathes, Joe ..... 1912  
 Mathews, Nelson ..... 1964-65  
 Mathews, T.J. ..... 1997-01  
 Matos, Francisco ..... 1994  
 Matsui, Hideki ..... 2011  
 Matthews, Wid ..... 1923

Mattox, Cloy .....	1929	Meeker, Roy .....	1923-24	Morris, Doyt .....	1937	Noyes, Win .....	1917, 19
Matuzak, Harry .....	1934, 36	Melhuse, Adam .....	2003-07	Morrisette, Bill .....	1915-16	Nuñez, Edwin .....	1993-94
Mauro, Carmen .....	1953	Melillo, Kevin .....	2007	Morse, Bud .....	1929	Nuñez, Renato .....	2016-17
Maxvill, Dal .....	1972-75	Mellana, Joe .....	1927	Mortensen, Clayton .....	2009-10	Nuxhall, Joe .....	1961
Maxwell, Bert .....	1908	Meloan, John .....	2009	Moscoco, Guillermo .....	2011		
Maxwell, Bruce .....	2016-18	Melton, Dave .....	1956, 58	Moses, Wally .....	1935-41,		
Mayne, Brent .....	1997	Menechino, Frank .....	1999-04		49-51		
Mayo, Eddie .....	1943	Mengden, Daniel .....	2016-20	Moss, Brandon .....	2012-14		
Mazzaro, Vin .....	2009-10	Mercado, Orlando .....	1988	Moss, Charlie .....	1934-36		
McAvoy, Wickey .....	1913-15,	Mercedes, Henry .....	1992-93	Mossi, Don .....	1965		
	17-19	Metro, Charlie .....	1944-45	Mujica, Edward .....	2015		
McBride, Matt .....	2016	Metzler, Alex .....	1926	Mulder, Mark .....	2000-04		
McCahan, Bill .....	1946-49	Meyer, Billy .....	1916-17	Mullin, Jim .....	1904		
McCann, Emmett .....	1920-21	Meyer, Bob .....	1964	Munch, Jake .....	1918		
McCarthy, Brandon .....	2011-12	Meyer, Dan .....	1982-85	Muncy, Max .....	2015-16		
McCarty, David .....	2003	Meyer, Dan .....	2007-08	Munoz, Pedro .....	1996		
McCatty, Steve .....	1977-85	Meyer, Russ .....	1959	Munson, Eric .....	2009		
McConnell, Sam .....	1915	Meyer, Scott .....	1978	Mura, Steve .....	1985		
McCosky, Barney .....	1946-48,	Michaels, Cass .....	1952-53	Murphy, Danny .....	1902-13		
	50-51	Miles, Carl .....	1940	Murphy, Donnie .....	2007-08		
McCovey, Willie .....	1976	Miles, Dee .....	1939-42	Murphy, Dwayne .....	1978-87		
McCoy, Benny .....	1940-41	Miller, Bing .....	1922-26, 28-34	Murphy, Eddie .....	1912-15		
McCrabb, Les .....	1939-42, 50	Miller, Damian .....	2004	Murphy, Mike .....	1916		
McCue, Frank .....	1922	Miller, Jai .....	2011	Murphy, Morgan .....	1901		
McDermott, Mickey .....	1957,	Miller, Jim .....	2012	Murphy, Sean .....	2019-22		
	61	Miller, Rudy .....	1929	Murray, Joe .....	1950		
McDevitt, Danny .....	1962	Milligan, Billy .....	1901	Murray, Larry .....	1977-79		
McDonald, Hank .....	1931, 33	Mills, Bill .....	1944	Murray, Ray .....	1951-53		
McDonald, Jason .....	1997-99	Mills, Brad .....	2014-15	Murton, Matt .....	2008		
McDonald, Mickey .....	2022	Milone, Tommy .....	2012-14	Myatt, Glenn .....	1920-21		
McElwee, Lee .....	1916	Mincher, Don .....	1970-72	Myers, Elmer .....	1915-18		
McFarland, T.J. .....	2020	Miner, Ray .....	1921	Myers, Greg .....	2001-02		
McGee, Willie .....	1990	Minetto, Craig .....	1978-81	Myers, Joseph .....	1905		
McGeehan, Conny .....	1903	Minor, Mike .....	2020				
McGhee, Bill .....	1944-45	Mitchell, Craig .....	1975-77	<b>N</b>			
McGhee, Ed .....	1953-54	Mitchell, Fred .....	1902	Nabors, Jack .....	1915-17		
McGillen, John .....	1944	Mitchell, Kevin .....	1998	Nagel, Bill .....	1939		
McGowan, Beauty .....	1922-23	Mitchell, Paul .....	1976-77	Naktens, Pete .....	1936		
McGwire, Mark .....	1986-97	Mitterling, Ralph .....	1916	Nash, Jim .....	1966-69		
McInnis, Stuffy .....	1909-17	Mohler, Mike .....	1993-98	Naylor, Rollie .....	1917, 19-24		
McIntyre, Matty .....	1901	Molina, Izzy .....	1996-98	Neal, Zach .....	2016-17		
McKay, Cody .....	2002	Moll, Sam .....	2017, 21-22	Neel, Troy .....	1992-94		
McKay, Dave .....	1980-82	Monahan, Rinty .....	1953	Neill, Mike .....	1998		
McKay, David .....	2022	Monday, Rick .....	1966-71	Nelson, Gene .....	1987-92		
McKeithan, Tim .....	1932-34	Mondou, Nate .....	2022	Nelson, Lynn .....	1937-39		
McKinney, Billy .....	2022	Montas, Frankie .....	2017-22	Nelson, Rob .....	1986-87		
McKinney, Bob .....	1901	Monteagudo, Aurelio .....	1963-66	Neshek, Pat .....	2012-13		
McKinney, Rich .....	1973-75, 77			Nettles, Jim .....	1981		
McLain, Denny .....	1972	Montgomery, Steve .....	1996-97	Neu, Mike .....	2003		
McLaughlin, Bo .....	1981-82	Montz, Luke .....	2013	Neuse, Sheldon .....	2019, 22		
McLaughlin, Pat .....	1940	Mooneyham, Bill .....	1986	Newman, Jeff .....	1976-82		
McLemore, Mark .....	2004	Moore, Ferdie .....	1914	Newsom, Bobo .....	1944-46,		
McMahan, Jack .....	1956	Moore, Jimmy .....	1930-31		52-53		
McManus, Jim .....	1960	Moore, Kelvin .....	1981-83	Newsome, Skeeter .....	1935-39		
McMichael, Greg .....	1999	Moore, Kerwin .....	1996	Nicholls, Simon .....	1906-09		
McMillon, Billy .....	2001, 03-04	Moore, Mike .....	1989-92	Nicholson, Bill .....	1936		
McMullen, Ken .....	1976	Moore, Roy .....	1920-22	Niemiec, Al .....	1936		
McNair, Eric .....	1929-35, 42	Morales, Jose .....	1973	Noboa, Junior .....	1994		
McNamara, Bob .....	1939	Morales, Kendrys .....	2019	Nolin, Sean .....	2015		
McNealy, Rusty .....	1983	Moran, Herbie .....	1908	Noonan, Pete .....	1904		
McNulty, Bill .....	1969, 72	Moreland, Mitch .....	2021	Norberto, Jordan .....	2011-12		
McPherson, John .....	1901	Morey, Dave .....	1913	Noren, Irv .....	1957		
McQuail, Jerry .....	1934	Morgan, Cy .....	1909-12	Norman, Fred .....	1962-63		
McQuinn, George .....	1946	Morgan, Joe .....	1959	Norris, Derek .....	2012-14		
Mecir, Jim .....	2000-04	Morgan, Joe .....	1984	Norris, Mike .....	1975-83, 90		
Medich, Doc .....	1977	Morgan, Mike .....	1978-79	North, Billy .....	1973-78		
Meehan, Bill .....	1915	Morgan, Tom .....	1957	Nossek, Joe .....	1966-67, 69		

Peffer, Monte ..... 1913  
Pena, Carlos ..... 2002  
Pena, Orlando ..... 1962-65  
Pena, Roberto ..... 1970  
Pennington, Cliff ..... 2008-12  
Pennock, Herb ..... 1912-15  
Pepper, Bob ..... 1915  
Perez, Antonio ..... 2006  
Perez, Marty ..... 1977-78  
Perkins, Charlie ..... 1930  
Perkins, Cy ..... 1915, 17-30  
Perry, Jim ..... 1975  
Perry, Scott ..... 1918-21  
Peters, Rick ..... 1983, 86  
Peters, Rusty ..... 1936-38  
Peterson, Jim ..... 1931, 33  
Peterson, Shane ..... 2013  
Petit, Gregorio ..... 2008-09  
Petit, Yusmeiro ..... 2018-2021  
Pfister, Dan ..... 1961-64  
Phegley, Josh ..... 2015-19  
Phelps, Ken ..... 1989-90  
Philly, Dave ..... 1951-53  
Phillips, Tony ..... 1982-89, 99  
Phoenix, Steve ..... 1994-95  
Piatt, Adam ..... 2000-03  
Piatt, Wiley ..... 1901  
Piazza, Mike ..... 2007  
Picciolo, Rob ..... 1977-82, 85  
Picinich, Val ..... 1916-17  
Pick, Charlie ..... 1916  
Pickering, Ollie ..... 1903-04  
Pierce, Tony ..... 1967-68  
Pierson, William ..... 1918-19, 24  
Pignatano, Joe ..... 1961  
Pilarcik, Al ..... 1956, 61  
Pillion, Squiz ..... 1915  
Pina, Horacio ..... 1973  
Pinder, Chad ..... 2016-22  
Pinnance, Ed ..... 1903  
Pippen, Cotton ..... 1939  
Piscotty, Stephen ..... 2018-22  
Pisoni, Jim ..... 1956-57  
Pitts, Gaylen ..... 1974-75  
Pizarro, Juan ..... 1969  
Plank, Eddie ..... 1901-14  
Plantier, Phil ..... 1996  
Plarski, Don ..... 1955  
Pless, Rance ..... 1956  
Plouffe, Trevor ..... 2017  
Plunk, Eric ..... 1986-89  
Polonia, Luis ..... 1987-89  
Pomeranz, Drew ..... 2014-15  
Poole, Jim ..... 1925-27  
Poole, Ray ..... 1941, 47  
Porter, Bo ..... 2000  
Porter, Odie ..... 1902  
Portocarrero, Arnie ..... 1954-57

Posada, Leo ..... 1960-62  
Potter, Nels ..... 1938-41, 48  
Powell, Boog ..... 2017-18  
Powell, Landon ..... 2009-11  
Power, Vic ..... 1954-58  
Powers, Doc ..... 1901-09  
Powers, Ike ..... 1927-28  
Prescott, Bobby ..... 1961  
Pridie, Jason ..... 2015  
Prieto, Ariel ..... 1995-98, 00  
Profar, Jurickson ..... 2019  
Pruett, Jim ..... 1944-45  
Pruitt, Austin ..... 2022  
Puccinelli, George ..... 1936  
Puk, A.J. ..... 2019, 21-22  
Punto, Nick ..... 2014  
Purcey, David ..... 2011  
Putnam, Danny ..... 2007

**Q**  
Quinn, Jack ..... 1925-30  
Quinn, Tad ..... 1902-03  
Quinones, Luis ..... 1983  
Quirk, Jamie ..... 1989-92

**R**  
Raczka, Mike ..... 1992  
Raether, Hal ..... 1954, 57  
Raines, Tim ..... 1999  
Raine, Chuck ..... 1984  
Rakow, Ed ..... 1961-63  
Ramirez, Carlos ..... 2018  
Ramirez, Edwar ..... 2010  
Ramirez, Erasmo ..... 2007  
Ramirez, Miit ..... 1979  
Randolph, Willie ..... 1990  
Raschi, Vic ..... 1955  
Rath, Morrie ..... 1909-10  
Ratliff, Jon ..... 2000  
Ray, Carl ..... 1915-16  
Ready, Randy ..... 1992  
Reames, Britt ..... 2005  
Recker, Anthony ..... 2011-12  
Reddick, Josh ..... 2012-16  
Redman, Mark ..... 2004  
Reed, Howie ..... 1958-60  
Reineke, Chad ..... 2009  
Reiss, Al ..... 1932  
Reninger, Jim ..... 1938-39  
Renko, Steve ..... 1978  
Renna, Bill ..... 1954-56  
Repos, Roger ..... 1966-67  
Resop, Chris ..... 2013  
Rettig, Otto ..... 1922  
Revenig, Todd ..... 1992  
Revering, Dave ..... 1978-81  
Reyes, Carlos ..... 1994-97

Reynolds, Tommie ..... 1963-65,  
69  
Rhodes, Arthur ..... 2004  
Rhodes, Gordon ..... 1936  
Richards, Paul ..... 1935  
Richardson, Jack ..... 1915-16  
Richardson, Ken ..... 1942  
Richmond, Don ..... 1941, 46-47  
Riconda, Harry ..... 1923-24  
Rigby, Brad ..... 1997, 99  
Righetti, Dave ..... 1994  
Rijo, Jose ..... 1985-87  
Riles, Ernest ..... 1991  
Rincon, Ricardo ..... 2002-05  
Rinker, Bob ..... 1950  
Ripple, Jimmy ..... 1943  
Rivera, Jim ..... 1961  
Roark, Tanner ..... 2019  
Roberts, Bip ..... 1998  
Roberts, Ray ..... 1919  
Robertson, Connor ..... 2007  
Robertson, Jim ..... 1954-55  
Robertson, Sherry ..... 1952  
Robinson, Bruce ..... 1978  
Robinson, Eddie ..... 1953, 56  
Robinson, Floyd ..... 1968  
Rocheffort, Ben ..... 1914  
Rodney, Fernando ..... 2018-19  
Rodriguez, Fernando ..... 2014-16  
Rodriguez, Henry ..... 2009-10  
Rodriguez, Rick ..... 1986-87  
Rodriguez, Roberto ..... 1967,  
70  
Roettger, Oscar ..... 1932  
Rogers, Kenny ..... 1998-99  
Rogers, Tom ..... 1919  
Roland, Jim ..... 1969-72  
Romberger, Dutch ..... 1954  
Romo, Sergio ..... 2021  
Rommel, Eddie ..... 1920-32  
Roney, Matt ..... 2006  
Roof, Phil ..... 1966-69  
Rosales, Adam ..... 2010-13, 17  
Rosar, Buddy ..... 1945-49  
Rosario, Santiago ..... 1965  
Rose, Mike ..... 2004  
Rosenthal, Larry ..... 1944-45  
Ross, Buck ..... 1936-41  
Ross, Cody ..... 2015  
Ross, Tyson ..... 2010-12  
Roth, Braggo ..... 1919  
Rothrock, Jack ..... 1937  
Rouse, Mike ..... 2006  
Rowe, Harland ..... 1916  
Rowland, Chuck ..... 1923  
Roy, Emil ..... 1933  
Rozeck, Dick ..... 1953-54  
Rubeling, Al ..... 1940-41

Rudi, Joe ..... 1967-76, 82  
Ruiz, Norge ..... 2022  
Rullo, Joe ..... 1943-44  
Russell, Jeff ..... 1992  
Russell, Lefty ..... 1910-12  
Rutner, Mickey ..... 1947  
Ryan, Rob ..... 2001  
Rzepczynski, Marc ..... 2016

**S**  
Saarloos, Kirk ..... 2004-06, 08  
Saenz, Olmedo ..... 1999-02  
Saffell, Tom ..... 1955  
Sain, Johnny ..... 1955  
Sakata, Lenn ..... 1986  
Salmon, Roger ..... 1912  
Salve, Gus ..... 1908  
Samardzija, Jeff ..... 2014  
Samcoff, Ed ..... 1951  
Sanchez, Alejandro ..... 1987  
Sanders, John ..... 1965  
Sanders, Ken ..... 1964, 66, 68  
Sanderson, Scott ..... 1990  
Sands, Charlie ..... 1975  
Sandt, Tommy ..... 1975-76  
Sanford, Jack ..... 1967  
Sanguillen, Manny ..... 1977  
Santangelo, F.P. ..... 2001  
Santiago, Jose ..... 1965  
Santiago, Jose ..... 1963-65  
Sauerbeck, Scott ..... 2006  
Saunders, Rusty ..... 1927  
Sauveur, Rich ..... 2000  
Savage, Bob ..... 1942, 46-48  
Savery, Joe ..... 2014  
Sax, Steve ..... 1994  
Schaefer, Jeff ..... 1994  
Schang, Wally ..... 1913-17, 30  
Schauer, Rube ..... 1917  
Scheer, Heinie ..... 1922-23  
Scheib, Carl ..... 1943-45, 47-54  
Schelle, Jim ..... 1939  
Schilling, Red ..... 1922  
Schlitzer, Brian ..... 2019  
Schlitzer, Biff ..... 1908-09  
Schreckengost, Ossee ..... 1902-08  
Schumann, Hack ..... 1906  
Schuster, Patrick ..... 2016  
Schwartz, Randy ..... 1965-66  
Schwindel, Frank ..... 2021  
Schypinski, Jerry ..... 1955  
Scott, Dick ..... 1989  
Scott, Rodney ..... 1977  
Scribner, Evan ..... 2012-15  
Scutaro, Marco ..... 2004-07  
Sears, JP ..... 2022

## THE LAST PHILADELPHIA ATHLETIC

As of Feb. 1, 2023, there is one living Philadelphia Athletic, Bobby Shantz, who was born on Sept. 26, 1925, and played for Philadelphia from 1949-54. He was named American League MVP in 1952 after going 24-7 with a 2.48 ERA and 27 complete games in 33 starts. Shantz won 69 games in eight seasons with the A's, including two years in Kansas City from 1955-56. The oldest living Oakland A's player as of Feb. 1 is Felipe Alou, who played for the A's in 1970 and 1971 and was born on May 12, 1935.

Segui, Diego.....	1962-68, 70-72	Smith, Syd.....	1908	Sweeney, Ryan.....	2008-11	Tsitouris, John.....	1958-60
Seibold, Socks.....	1915-17, 19	Smithberg, Roger.....	1993-94	Swift, Bob.....	1942-43	Turbeville, George.....	1935-37
Seitzer, Kevin.....	1993	Smolinski, Jake.....	2015-18	Swisher, Nick.....	2004-07	Turner, Terry.....	1919
Selman, Sam.....	2022	Snead, Kirby.....	2022	<b>T</b>		Turner, Tink.....	1915
Semien, Marcus.....	2015-20	Snelling, Chris.....	2007	Tabb, Jerry.....	1977-78	Tuttle, Bill.....	1958-61
Service, Scott.....	2000	Snyder, Bernie.....	1935	Taff, John.....	1913	Tyack, Jim.....	1943
Sexton, Jimmy.....	1981-82	Snyder, Brian.....	1989	Talbot, Fred.....	1965-66, 69-70	Tyrone, Jim.....	1977
Seybold, Socks.....	1901-08	Snyder, Russ.....	1959-60	Talton, Tim.....	1966-67		
Shamsky, Art.....	1972	Sogard, Joakim.....	2010-15	Tam, Jeff.....	2000-02	<b>U</b>	
Shanner, Bill.....	1920	Soria, Loakim.....	2019-20	Tapia, Domingo.....	2022	Umbarger, Jim.....	1977
Shannon, Red.....	1917-21	Sorensen, Lary.....	1984	Tartabull, Danny.....	1995	Underwood, Tom.....	1981-83
Shantz, Billy.....	1954-55	Sosa, Elias.....	1978	Tartabull, Jose.....	1962-66, 69-70	Upchurch, Woody.....	1935-36
Shantz, Bobby.....	1949-56	Soto, Geovany.....	2014	Taylor, Arlas.....	1921	Upton, Bill.....	1954
Sharman, Ralph.....	1917	Souza, Mark.....	1980	Taylor, Beau.....	2018-19	Urban, Jack.....	1957-58
Shaughnessy, Shag.....	1908	Sparks, Steve.....	2003	Taylor, Billy.....	1994, 96-99		
Shaver, Jeff.....	1988	Speaker, Tris.....	1928	Taylor, Harry.....	1957	<b>V</b>	
Shaw, Bob.....	1961	Spencer, Jim.....	1981-82	Taylor, Joe.....	1954	Valdez, Cesar.....	2017
Shaw, Don.....	1972	Sperry, Stan.....	1938	Taylor, Michael.....	2011-13	Valdez, Mario.....	2000-01
Shawkey, Bob.....	1913-15	Spicer, Bob.....	1955-56	Taylor, Michael.....	2011-13	Valencia, Danny.....	2015-16
Shea, Red.....	1918	Spiezio, Scott.....	1996-99	Tejada, Miguel.....	1997-03	Valo, Elmer.....	1940-43, 46-56
Shean, Dave.....	1906	Sprague, Ed.....	1968-69	Telgheder, Dave.....	1996-98	Van Brabant, Ozzie.....	1954-55
Sheehan, Tom.....	1915-16	Sprague, Ed.....	1998	Tellmann, Tom.....	1985	Van Poppel, Todd.....	1991, 93-96
Sheets, Ben.....	2010	Springer, Russ.....	2009	Tenace, Gene.....	1969-76	Vaughan, Porter.....	1940-41, 46
Sheldon, Rollie.....	1965-66	Stafford, Bill.....	1966-67	Terry, Ralph.....	1957-59, 66	Vaughn, Roy.....	1934
Sheldon, Scott.....	1997	Staggs, Steve.....	1978	Terwilliger, Wayne.....	1959-60	Veach, Al.....	1935
Shirling, Ed.....	1924	Stahl, Larry.....	1964-66	Tettleton, Mickey.....	1984-87	Velandia, Jorge.....	1998-00
Sherman, Joe.....	1915	Stainback, Tuck.....	1946	Thies, Dave.....	1963	Velarde, Randy.....	1999-00, 02
Shirley, Tex.....	1941-42	Stairs, Matt.....	1996-00	Thomas, Bud.....	1937-39	Venafro, Mike.....	2002
Shoemaker, Charlie.....	1961-62, 64	Staley, Gerry.....	1961	Thomas, Charles.....	2005	Venditte, Pat.....	2015
Shores, Bill.....	1928-31	Staller, George.....	1943	Thomas, Cody.....	2022	Vickers, Rube.....	1907-09
Show, Eric.....	1991	Stallor, Fred.....	1981-82	Thomas, Frank.....	2006, 08	Virgil, Ozzie.....	1961
Siebern, Norm.....	1960-63	Stanley, Mike.....	2000	Thomas, Fred.....	1919-20	Vizzaino, Luis.....	1999-01
Siebert, Dick.....	1938-45	Steelman, Farmer.....	1901-02	Thomas, Ira.....	1909-15	Vogt, Stephen.....	2013-17, 22
Siebert, Sonny.....	1975	Stein, Blake.....	1998-99	Thomas, Kite.....	1952-53	Voigt, Jack.....	1998
Sierra, Ruben.....	1992-95	Stein, Irv.....	1932	Thomasson, Gary.....	1978	Von Ohlen, Dave.....	1986-87
Sigafoos, Frank.....	1926	Steinbach, Terry.....	1986-96	Thompson, Harry.....	1919	Vosberg, Ed.....	1994
Sima, Al.....	1954	Stellbauer, Bill.....	1916	Thompson, Kevin.....	2007	Voss, Bill.....	1972
Simmons, Al.....	1924-32, 40-41, 44	Stephens, Gene.....	1961-62	Thompson, Rich.....	2012		
Simpson, Harry.....	1955-59	Stevenson, Cal.....	2022	Thompson, Shag.....	1914-16	<b>W</b>	
Sinatro, Matt.....	1987-88	Stewart, Bill.....	1955	Thompson, Shag.....	1914-16	Waddell, Rube.....	1902-07
Singleton, Chris.....	2003	Stewart, Dave.....	1986-92, 95	Thompson, Tim.....	1956-57	Wagner, Hal.....	1937-44
Sizemore, Scott.....	2011, 13	Stewart, Shannon.....	2007	Thompson, Trace.....	2018	Wagner, Mark.....	1984
Skafl, Frank.....	1943	Stock, Wes.....	1964-67	Thrasher, Buck.....	1916-17	Wagner, Neil.....	2011
Skizas, Lou.....	1956-57	Stokes, Art.....	1925	Throneberry, Marv.....	1960-61	Wahl, Bobby.....	2017
Slapppy, John.....	1920	Stone, Ron.....	1966	Tillman, Rusty.....	1986	Wahl, Kermit.....	1950-51
Slaughter, Enos.....	1955-56	Stottlemeyer, Todd.....	1995	Tipton, Eric.....	1939-41	Walberg, Rube.....	1923-33
Sleator, Lou.....	1955	Straily, Dan.....	2012-14	Tipton, Joe.....	1950-52	Waldichuk, Ken.....	2022
Slusarski, Joe.....	1991-93	Strand, Paul.....	1924	Tobin, Pat.....	1941	Walker, Frank.....	1920-21
Small, Aaron.....	1996-98	Street, Huston.....	2005-08	Todd, Jim.....	1975-76, 79	Walker, Jerry.....	1961-62
Small, Jim.....	1958	Strunk, Amos.....	1908-17, 19-20, 24	Todd, Phil.....	1931	Walker, Johnny.....	1919-21
Smith, Burch.....	2020-21	Sturdivant, Tom.....	1959, 63-64	Tolleson, Steve.....	2010	Walker, Tilly.....	1918-23
Smith, Chad.....	2015	Sturgis, Dean.....	1914	Tom, Ka'ai.....	2021	Walker, Todd.....	2007
Smith, Chris.....	2016-17	Styles, Lena.....	1919-21	Tomanek, Dick.....	1958-59	Walker, Tom.....	1902
Smith, Dave.....	1938-39	Suarez, Ken.....	1966-67	Tomberlin, Andy.....	1995	Wallaesa, Jack.....	1940, 42, 46
Smith, Eddie.....	1936-39	Suder, Pete.....	1941-43, 46-55	Tomko, Brett.....	2009	Walling, Denny.....	1975-76
Smith, Greg.....	2008	Sullivan, Haywood.....	1961-63	Tompkins, Ron.....	1965	Wallis, Joe.....	1978-79
Smith, Hal.....	1956-59	Sullivan, Jim.....	1921-22	Toppin, Rupe.....	1962	Walsh, Jimmy.....	1912-16
Smith, Harry.....	1901	Summa, Homer.....	1929-30	Torrealba, Pablo.....	1977	Walton, Bruce.....	1991-92
Smith, Josh.....	2017	Summers, Champ.....	1974	Torrez, Mike.....	1976-77, 84	Wambsgans, Bill.....	1926
Smith, Kevin.....	2022	Sunkamp, Eric.....	2016	Tovar, Cesar.....	1975-76	Wang, Wei-Chung.....	2019
Smith, Mark.....	1983	Sutton, Don.....	1985	Treinen, Blake.....	2017-19	Ward, Preston.....	1958-59
Smith, Mayo.....	1945	Sutton, Larry.....	2002	Trice, Bob.....	1953-55	Warren, Mike.....	1983-85
Smith, Red.....	1925	Suzuki, Kurt.....	2007-12, 13	Triggs, Andrew.....	2016-18	Warstler, Rabbit.....	1934-36
Smith, Seth.....	2012-13	Sveum, Dale.....	1993	Trillo, Manny.....	1973-74	Wasdin, John.....	1995-96
		Sweeney, Buck.....	1914	Trivino, Lou.....	2018-22	Washington, Claudell.....	
		Sweeney, Mike.....	2008	Trowbridge, Bob.....	1960		1974-76

Washington, Herb.....	1974-75	Wiles, Collin.....	2022	Wingo, Al.....	1919	Wynkoff, Weldon.....	1913-16
Waslewski, Gary.....	1972	Wilhelm, Spider.....	1953	Wingo, Ed.....	1920	Wyse, Hank.....	1950-51
Watlington, Neal.....	1953	Wilkins, Bobby.....	1944-45	Winston, Hank.....	1933	<b>Y</b>	
Watson, Matt.....	2005, 10	Willard, Jerry.....	1986-87	Wirth, Alan.....	1978-80	Yabu, Keiichi.....	2005
Watson, Mule.....	1918-19	Williams, Al.....	1937-38	Witasick, Jay.....	1996-98; 05-07	Yankowski, George.....	1942
Weaver, Harry.....	1915-16	Williams, Billy.....	1975-76	Witmeyer, Ron.....	1991	Yarrison, Rube.....	1922
Webb, Skeeter.....	1948	Williams, Dib.....	1930-35	Witt, Bobby.....	1992-94	Yerkes, Carroll.....	1927-29
Webster, Ray.....	1967-69, 71	Williams, Dick.....	1959-60	Witt, Whitey.....	1916-17, 19-21	York, Lefty.....	1919
Weeks, Jemile.....	2011-13	Williams, Don.....	1962	Wojciechowski, Steve.....		York, Rudy.....	1948
Weems, Jordan.....	2020-21	Williams, Earl.....	1977		1995-97	Yoter, Elmer.....	1921
Weiss, Walt.....	1987-92	Williams, George.....	1964	Wojcik, John.....	1962-64	Young, Chris.....	2013
Welaj, Johnny.....	1943	Williams, George.....	1995-97	Wolf, Lefty.....	1921	Young, Curt.....	1983-91, 93
Welch, Bob.....	1988-94	Williams, Mark.....	1977	Wolf, Ross.....	2010	Young, Ernie.....	1994-97
Welch, Frank.....	1919-26	Williams, Marsh.....	1916	Wolfe, Chuck.....	1923	Young, Matt.....	1989
Wellman, Bob.....	1948, 50	Willingham, Josh.....	2011	Wolff, Roger.....	1941-43	Young, Ralph.....	1922
Wells, Casper.....	2013	Willis, Dale.....	1963	Womack, Dooley.....	1970	Yount, Eddie.....	1937
Wendelken, J.B.....	2016, 18-21	Willis, Lefty.....	1925-27	Wood, Doc.....	1923	<b>Z</b>	
Wendle, Joey.....	2016-17	Wilshere, Whitey.....	1934-36	Wood, Jason.....	1998	Zachary, Tom.....	1918
Wengert, Don.....	1995-97	Wilson, Bill.....	1954-55	Wood, Mike.....	2003	Zapustas, Joe.....	1933
Werber, Billy.....	1937-38	Wilson, Highball.....	1902	Woodard, Darrell.....	1978	Zernial, Gus.....	1951-57
Wetzel, Buzz.....	1927	Wilson, Jack.....	1934	Woods, Gary.....	1976	Ziegler, Brad.....	2008-11
Wheat, Lee.....	1954-55	Wilson, Jacob.....	2021	Worden, Fred.....	1914	Zinn, Jimmy.....	1919
Wheat, Zack.....	1927	Wilson, Jim.....	1949	Worrell, Tim.....	1998-99	Zito, Barry.....	2000-06, 15
Wheaton, Woody.....	1943-44	Wilson, Tom.....	2001	Wortham, Rich.....	1983	Zobrist, Ben.....	2015
White, Don.....	1948-49	Wilson, Willie.....	1991-92	Wright, Ed.....	1952	Zoldak, Sam.....	1951-52
White, Jo-Jo.....	1943-44	Wiltse, Snake.....	1901-02	Wright, Taffy.....	1949		
Whittaker, Walt.....	1916	Windhorn, Gordie.....	1962	Wuertz, Michael.....	2009-11		
Whickersham, Dave.....	1960-63	Windsor, Jason.....	2006	Wyatt, John.....	1961-66, 69		

## OAKLAND A'S COACHES

Adair, Jerry.....	1972-74	Gallego, Mike.....	2009-15	McKeon, Jack.....	1978	Scarsone, Steve.....	2017
Aldrete, Mike.....	2015-22	Geren, Bob.....	2003-06	McNamara, John.....	1968-69	Schaefer, Bob.....	2007
Alejo, Bob.....	1996-97	Hale, Chip.....	2012-14, 17	Metro, Charlie.....	1982	Schoendienst, Red.....	1977-78
Alston, Garvin.....	2017	Hofman, Bob.....	1969-70, 74-78	Mitterwald, George.....	1979-82	Schueler, Ron.....	1983-84
Ausmus, Brad.....	2022	Hoscheit, Vern.....	1969-74	Moore, Jackie.....	1981-84	Skaalen, Jim.....	2009-10
Bosley, Thad.....	1999-03	Hudgens, Dave.....	1999, 03-05	Monchak, Al.....	1976	Skinner, Joel.....	2011
Boyer, Clete.....	1980-85	Jackson, Reggie.....	1991	Newman, Jeff.....	1986	Speier, Chris.....	2004
Burlson, Rick.....	1991	Jensen, Marcus.....	2015-22	Noren, Irv.....	1971-74	Stange, Lee.....	1977-79
Bush, Darren.....	2013-22	Jones, Gary.....	1998	Nottle, Ed.....	1983	Steverson, Todd.....	2009-10
Christenson, Ryan.....	2018-21	Kotsay, Mark.....	2016-21	Paul, Mike.....	1987-88	Stock, Wes.....	1973-76, 84-86
Cluck, Bob.....	1996-97	Kusnyer, Art.....	1989-95	Pedrique, Al.....	2018-20	Van Burkleo, Ty.....	2007-08
Cron, Chris.....	2022	Lachemann, Rene.....	1987-92, 05-07	Perry, Gerald.....	2006, 11	Wakamatsu, Don.....	2008
Davis, Chili.....	2012-14	Lansford, Carney.....	1994-95	Peterson, Rick.....	1998-03	Waller, Tye.....	2007-15
DeFranco, Tony.....	2008	Lau, Charlie.....	1970	Plaza, Ron.....	1986	Walling, Denny.....	1996-98
Didier, Bob.....	1984-86	Lefebvre, Jim.....	1987-88, 94-95	Posedel, Bill.....	1968-72	Walls, Lee.....	1979-82
DiMaggio, Joe.....	1968-69	Lollar, Sherm.....	1968-69	Prieto, Ariel.....	2012-14	Washington, Ron.....	1996-06; 15-16
Dyer, Duffy.....	1996-98	Lonnett, Joe.....	1976	Quade, Mike.....	2000-02	Watson, Bob.....	1986-88
Duncan, Dave.....	1986-95	Lumpe, Jerry.....	1971	Rader, Doug.....	1992	Williams, Billy.....	1983-85
Emerson, Scott.....	2015-22	Luzinski, Greg.....	1993	Rettenmund, Merv.....	1989-90	Williams, Matt.....	2018-19
Ermer, Cal.....	1977	Macha, Ken.....	1999-02	Reynolds, Tommie.....	1989-95	Winkles, Bobby.....	1974-75
Everidge, Tommy.....	2022	Martins, Eric.....	2020-22	Rodriguez, Rick.....	2011-12	Young, Curt.....	2004-10; 12-17
Fischer, Brad.....	1996-07	Maxvill, Dal.....	1975	Romanick, Ron.....	2008-11		
Fowler, Art.....	1980-82	McKay, Dave.....	1984-95	Rudi, Joe.....	1986-87		
Francona, Terry.....	2003			Saul, Jim.....	1979		

## MOST RECENT TRADES WITH EACH TEAM

<b>Arizona</b>	July 31, 2017	Acquired minor league P Jeferson Mejia for IF Adam Rosales
<b>Atlanta</b>	Dec. 12, 2022	Acquired Ps Kyle Muller and Freddy Tarnok, C Manny Piña and minor league P Royber Salinas as part of a three-team trade in which the A's sent C Sean Murphy to Atlanta and acquired OF Esteyru Ruiz from Milwaukee for P Joel Payamps
<b>Baltimore</b>	Jan. 26, 2023	Acquired minor league INF Darell Hernaiz for P Cole Irvin and minor league P Kyle Virbitsky
<b>Boston</b>	Aug. 23, 2017	Acquired minor league OF Rafael Rincones for OF Rajai Davis
<b>Chicago-AL</b>	April 19, 2018	Acquired cash or a PTBNL for OF Trayce Thompson
<b>Chicago-NL</b>	July 26, 2021	Acquired P Andrew Chafin and cash for minor league OF Greg Deichmann and minor league P Daniel Palencia
<b>Cincinnati</b>	July 31, 2019	Acquired P Tanner Roark and cash for minor league OF Jameson Hannah
<b>Cleveland</b>	Aug. 31, 2016	Acquired minor league P Colt Hynes for OF Coco Crisp and cash
<b>Colorado</b>	Dec. 6, 2022	Acquired P Chad Smith for minor league P Jeff Criswell
<b>Detroit</b>	Aug. 6, 2018	Acquired P Mike Fiers for two PTBNL (minor league P Nolan Blackwood on Aug. 18 and minor league P Logan Shore on Sept. 19)
<b>Houston</b>	Nov. 25, 2015	Acquired IF Jed Lowrie for minor league P Brendan McCurry
<b>Kansas City</b>	July 27, 2019	Acquired P Jake Diekman for minor league P Ismael Aquino and minor league OF Dairon Blanco
<b>Los Angeles-AL</b>	Aug. 28, 2020	Acquired IF Tommy La Stella for IF Franklin Barreto
<b>Los Angeles-NL</b>	Feb. 12, 2021	Acquired P Adam Kolarek and minor league OF Cody Thomas for IF Sheldon Neuse and minor league P Gus Varland
<b>Miami</b>	Feb. 11, 2023	Acquired OF JJ Bleday for LHP A.J. Puk
<b>Milwaukee</b>	Dec. 12, 2022	Acquired OF Esteyru Ruiz for P Joel Payamps as part of a three-team trade in which the A's acquired Ps Kyler Muller and Freddy Tarnok, C Manny Piña and minor league P Royber Salinas from Atlanta for C Sean Murphy
<b>Minnesota</b>	Aug. 9, 2018	Acquired P Fernando Rodney for minor league P Dakota Chalmers
<b>New York-AL</b>	Aug. 1, 2022	Acquired Ps Luis Medina and JP Sears, minor league P Ken Waldichuk and minor league IF Cooper Bowman for Ps Frankie Montas and Lou Trivino
<b>New York-NL</b>	March 12, 2022	Acquired P Adam Oller and minor league P J.T. Ginn for Chris Bassitt
<b>Philadelphia</b>	Jan. 30, 2021	Acquired P Cole Irvin for cash considerations
<b>Pittsburgh</b>	Feb. 24, 2021	Acquired cash for OF Dustin Fowler
<b>St. Louis</b>	March 31, 2017	Acquired P Josh Lucas for minor league P Casey Meisner
<b>San Diego</b>	April 3, 2022	Acquired P Adrian Martinez and minor league IF Euribiel Angeles for P Sean Manaea and minor league P Aaron Holiday
<b>San Francisco</b>	May 5, 2021	Acquired OF Skye Bolt for cash considerations
<b>Seattle</b>	Nov. 15, 2017	Acquired P Emilio Pagan and minor league IF Alexander Campos for IF/DH Ryon Healy
<b>Tampa Bay</b>	July 9, 2022	Acquired minor league P Christian Fernandez and minor league OF Cal Stevenson for C/IF Christian Bethancourt
<b>Texas</b>	Feb. 6, 2021	Acquired SS Elvis Andrus, C Aramis Garcia and cash for DH Khris Davis, C Jonah Heim and minor league P Dane Acker
<b>Toronto</b>	March 16, 2022	Acquired P Zach Logue and Kirby Sneed, IF Kevin Smith and minor league P Gunnar Hoglund for IF Matt Chapman
<b>Washington</b>	July 30, 2021	Acquired C Yan Gomes and IF Josh Harrison with cash for minor league Ps Richard Guasch and Seth Shuman and minor league C Drew Millas

### TRADES BETWEEN THE OAKLAND A'S AND SAN FRANCISCO GIANTS

Date	A's Acquire	In Exchange For
May 5, 2021	OF Skye Bolt	Cash
Feb. 15, 2020	LHP Burch Smith	Cash
Dec. 4, 1990	IF Ernie Riles	OF Darren Lewis PTBNL (Minor League P Pedro Pena on Dec. 17)
Mar. 24, 1985	OF Dusty Baker	C Dan Winters Minor League P Ed Puikunas
Mar. 15, 1978	C Gary Alexander P Dave Heaverlo P Phil Huffman P John Henry Johnson OF Gary Thomasson P Alan Wirth PTBNL (SS Mario Guerrero on April 7) Cash considerations	LHP Vida Blue

*\*only includes deals with at least one 40-man roster player*



# OAKLAND A'S & SAN FRANCISCO GIANTS

There have been a total of 105 players who have played for both the Oakland Athletics and San Francisco Giants. Here is an alphabetical listing of those players.

Player	A's	Giants	Player	A's	Giants	Player	A's	Giants
Fernando Abad	2014-15	2019	Cory Gearrin	2018	2015-18	Yusmeiro Petit	2018-21	2012-15
Jeremy Accardo	2012	2005-06	Dan Giese	2009	2007	Drew Pomeranz	2014-15	2019
Mike Aldrete	1993-95	1986-88	Rich Gossage	1992-93	1989	Luis Quinones	1983	1986
Gary Alexander	1978	1975-77	Grant Green	2013	2016	Dave Righetti	1994	1991-93
Felipe Alou	1970-71	1958-63	Jose Guillen	2003	2010	Ernest Riles	1991	1988-90
Jesus Alou	1973-74	1963-68	Dave Heaverlo	1978-79; 1975-77		Rick Rodriguez	1986-87	1990
Matty Alou	1972	1960-65		1981		Sergio Romo	2021	2008-16
Dusty Baker	1985-86	1984	Dave Henderson	1988-93	1987	Cody Ross	2015	2010-11
Bill Bathe	1986	1989-90	Gil Heredia	1998-01	1991-92	Jeff Samardzija	2014	2016-20
Travis Blackley	2012	2007; 12	Brandon Hicks	2012	2014	Alejandro Sanchez	1987	1984
Vida Blue	1969-77	1978-81; 1985-86	Tim Hudson	1999-04	2014-15	Scott Sanderson	1990	1993
			Nick Hundley	2019	2017-18	F.P. Santangelo	2001	1999
Skye Bolt	2019; 21-22	2021	Stan Javier	1986-90; 94-95	1996-99	Marco Scutaro	2004-07	2012-14
Ollie Brown	1972	1965-68				Sam Selman	2022	2019-21
Orlando Cabrera	2009	2011	Dany Jiménez	2022	2020	Scott Service	2000	1995
Trevor Cahill	2009-11; 18	2020	John Johnstone	1997	1997-2000	Burch Smith	2020-21	2019
			Corban Joseph	2019	2019	Lary Sorensen	1984	1988
Ernie Camacho	1980	1989-90	Ed Jurak	1988	1989	Elias Sosa	1978	1972-74
Santiago Casilla	2004-09; 2018	2010-16	Scott Kazmir	2014-15	2021	Champ Summers	1974	1982-83
			Bob Kearney	1981-83	1979	Eric Surkamp	2016	2011, 13
Alberto Castillo	2005	2003	Mike Kingery	1992	1990-91	Miguel Tejada	1997-03	2011
Orlando Cepeda	1972	1958-66	Brian Kingman	1979-82	1983	Gary Thomasson	1978	1972-77
Doug Clark	2006	2005	Dave Kingman	1984-86	1971-74	Rusty Tillman	1986	1988
Joe Coleman	1977-78	1979	Brad Komminsk	1991	1990	Ka'ai Tom	2021	2022
Jharel Cotton	2016-17	2022	Bob Lacey	1977-80	1984	Brett Tomko	2009	2004-05
John D'Acquisto	1982	1973-76	Tommy La Stella	2020	2021-22	Andrew Triggs	2016-18	2020
Rajai Davis	2008-10; 2017	2007-08	Gary Lavelle	1987	1974-84	Manny Trillo	1973-74	1984-85
			Johannie LeMaster	1987	1975-85	Pat Venditte	2015	2019
Kelly Downs	1992-93	1986-92	Darren Lewis	1990	1991-95	Stephen Vogt	2013-17; 22	2019
Ray Durham	2002	2003-08	Brent Mayne	1997	1998-99			
Randy Elliott	1980	1977	Vin Mazzaro	2009-10	2016	Ed Vosberg	1994	1990
Alan Embree	2007-08	1999-2001	David McCarty	2003	1995-96	Jay Witasick	1996-98; 2005-07	2002
Keith Foulke	2003; 2008	1997	Willie McCovey	1976	1959-73; 1977-80	Tim Worrell	1998-99	2001-03; 06
			Willie McGee	1990	1991-94			
Tito Fuentes	1978	1965-67; 1969-74	Kevin Mitchell	1998	1987-91	Keiichi Yabu	2005	2008
			Joe Morgan	1984	1981-82	Barry Zito	2000-06; 2007-13	15
Aramis Garcia	2021	2018-19	Guillermo Moscoso	2011	2013			
Phil Garner	1973-76	1988	Bill North	1973-78	1979-81			
Chad Gaudin	2006-08; 2010	2013	Dan Otero	2013-15	2012			
			Marty Perez	1977-78	1976			

## FRANCHISE MONTHLY BESTS

### Wins

26	July, 1931
25	July, 1928
24	August, 2002
24	July, 1929
23	August, 1971
23	May, 1931
23	July, 1930
23	August, 1914
22	five times

### Losses

28	July, 1916
27	September, 1940
27	September, 1915
26	August, 1960
26	August, 1945
26	August, 1943
25	July, 1936
25	August, 1938
24	June, 1979
24	June, 1920

### Highest Winning Pct.

.857 (24-4)	August, 2002
.857 (18-3)	April, 1981
.852 (23-4)	May, 1931
.821 (23-5)	August, 1914
.815 (22-5)	May, 1929
.810 (17-4)	Sept., 2001
.800 (20-5)	May, 1910
.792 (19-5)	July, 2012
.788 (26-7)	July, 1931
.778 (21-6)	Sept., 1911
.778 (21-6)	August, 2006

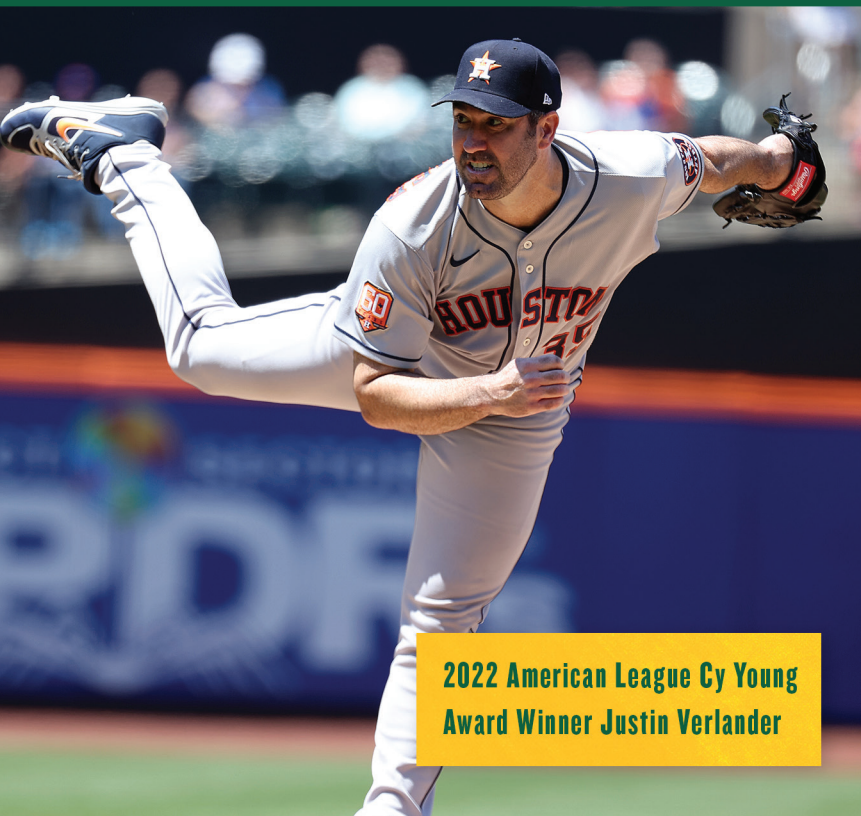
### Lowest Winning Pct.

.067 (2-28)	July, 1916
.077 (1-12)	April, 1951
.103 (3-26)	August, 1943
.130 (3-20)	July, 1938
.136 (3-19)	June, 1916
.143 (4-24)	June, 1920
.156 (5-27)	Sept., 1915
.167 (4-20)	August, 1915
.167 (2-10)	April, 1966
.167 (2-10)	April, 1935





**2022 American League Most Valuable Player Aaron Judge**



**2022 American League Cy Young Award Winner Justin Verlander**

**OPPONENTS**

# BALTIMORE ORIOLES



American League East  
 Oriole Park at Camden Yards  
 333 W. Camden Street  
 Baltimore, MD 21201  
 Phone: (410) 547-6100  
 Media Relations: (410) 547-6150

Chairman of the Board/Chief Executive Officer..... John Angelos  
 Executive Vice President and General Manager.....Mike Elias  
 Manager.....Brandon Hyde  
 214-333 (4 seasons)  
 Director, Public Relations.....Jackie Harig (410) 547-3466  
 Senior Coordinator, Baseball Communications.....Nate Rowan (410) 547-6020  
 Coordinator, Baseball Communications.....Liam Davis (410) 547-3467  
 Stadium..... Oriole Park at Camden Yards  
 Capacity / Opened.....44,487 / 1992

## SERIES FACTS

Longest A's Winning Streak: 9, May 5, 2008-August 10, 2009  
 Longest Orioles Winning Streak: 13, August 14, 1977-April 27, 1979  
 Last A's Series Sweep at Oakland (3 games): June 17-19, 2019  
 Last A's Series Sweep at Oakland (4 games): August 23-26, 2004  
 Last A's Series Sweep at Baltimore (3 games): August 16-18, 2004  
 Last A's Series Sweep at Baltimore (4 games): August 26-29, 2005  
 Last Orioles Series Sweep at Oakland (3 games): August 15-17, 2005  
 Last Orioles Series Sweep at Oakland (4 games): May 22-25, 1987  
 Last Orioles Series Sweep at Baltimore (3 games): June 6-8, 2011  
 Last Orioles Series Sweep at Baltimore (4 games): August 14-17, 2015  
 Most Runs in a Game by Oakland: 16, June 18, 2019 (16-2)  
 Most Runs in a Game by Baltimore: 18 (twice), last: August 16, 2015 (18-2)  
 Widest Margin of Victory by Oakland: 15, August 30, 2001 (15-0)  
 Widest Margin of Victory by Baltimore: 16, August 16, 2015 (18-2)

## YEAR-BY-YEAR SERIES RESULTS

Year	Home	Road	Totals
1968	6-4	3-5	9-9
1969	3-3	1-5	4-8
1970	3-3	2-4	5-7
1971	2-4	2-3	4-7
1972	1-5	5-1	6-6
1973	3-3	4-2	7-5
1974	2-4	4-2	6-6
1975	5-1	3-3	8-4
1976	4-2	4-2	8-4
1977	0-5	2-3	2-8
1978	0-6	0-5	0-11
1979	2-4	2-4	4-8
1980	2-4	3-3	5-7
1981	3-3	2-4	5-7
1982	3-3	2-4	5-7
1983	3-3	1-5	4-8
1984	2-4	4-2	6-6
1985	3-3	2-4	5-7
1986	5-3	2-2	7-5

Year	Home	Road	Totals
1987	2-4	3-3	5-7
1988	4-2	4-2	8-4
1989	5-1	2-4	7-5
1990	3-3	5-1	8-4
1991	4-2	5-1	9-3
1992	1-5	5-1	6-6
1993	1-5	1-5	2-10
1994	3-3	2-4	5-7
1995	3-3	4-2	7-5
1996	2-5	2-4	4-9
1997	1-5	2-3	3-8
1998	1-4	2-4	3-8
1999	4-2	3-3	7-5
2000	4-2	4-2	8-4
2001	4-2	3-0	7-2
2002	1-2	4-2	5-4
2003	6-0	1-2	7-2
2004	4-0	3-0	7-0
2005	0-3	6-1	6-4

## SERIES BREAKDOWN

	W	L	PCT.
PHI vs. Brewers (1901)	14	6	.700
PHI vs. Browns (1902-53)	606	513	.542
PHI vs. Orioles (1954)	12	10	.545
KC vs. Orioles (1955-67)	104	151	.408
OAK vs. Orioles (1968-2022)	281	273	.507
<b>Totals</b>	<b>1017</b>	<b>953</b>	<b>.516</b>
<b>at the Coliseum</b>	<b>143</b>	<b>138</b>	<b>.509</b>
<b>at Camden Yards</b>	<b>71</b>	<b>61</b>	<b>.538</b>

## 2023 SCHEDULE

Dates	Site	Times
April 10-13	BAL	3:35, 3:35, 10:05
August 18-20	OAK	6:40, 6:07, 1:07

## 2022 RECAP

Date	H-A	W-L	Score	Winner	Loser
4/18	H	W	5-1	Montas	Krehbiel
4/19	H	W	2-1	Logue	Baumann
4/20	H	L	0-1	Lyles	Jefferies
4/21	H	W	6-4	Blackburn	Wells
9/2	A	L	2-5	Tate	Acevedo
9/3	A	L	1-8	Akin	Oller
9/4	A	W	5-0	Martinez	Watkins
<b>Totals</b>	<b>3-4</b>	<b>21-20</b>			

# BOSTON RED SOX



American League East

Fenway Park

4 Jersey Street

Boston, MA 02215-3496

Phone: (617) 226-6000

Media Relations: (617) 226-6613

Principal Owner ..... John Henry  
 Chairman ..... Tom Werner  
 President/CEO ..... Sam Kennedy  
 Chief Baseball Officer ..... Chaim Bloom  
 Manager ..... Alex Cora  
 362-286 (4 seasons)  
 Dir., Baseball Communications & Media Relations.. Abby Murphy (617) 939-6896  
 Dir., Baseball Communications & Media Relations.....Justin Long (413) 695-5456  
 Stadium..... Fenway Park  
 Capacity / Opened .....37,755 (night); 37,305 (day) / 1912

## SERIES FACTS

Longest A's Winning Streak: 8, May 1-September 2, 2012  
 Longest Red Sox Winning Streak: 11, July 10, 1993-April 28, 1994  
 Last A's Series Sweep at Oakland (3 games): August 31-Sept. 2, 2012  
 Last A's Series Sweep at Oakland (4 games): None  
 Last A's Series Sweep at Boston (3 games): September 3-5, 1990  
 Last A's Series Sweep at Boston (4 games): August 10-12, 1971  
 Last Red Sox Series Sweep at Oakland (3 games): June 3-5, 2022  
 Last Red Sox Series Sweep at Oakland (4 games): August 4-7, 1977  
 Last Red Sox Series Sweep at Boston (3 games): April 29-May 1, 2019  
 Last Red Sox Series Sweep at Boston (4 games): July 22-25, 1993  
 Most Runs in a Game by Oakland: 21, June 14, 1969 (21-7)  
 Most Runs in a Game by Boston: 16 (three times), last: September 2, 2016 (16-2)  
 Widest Margin of Victory by Oakland: 18, August 31, 2012 (20-2)  
 Widest Margin of Victory by Boston: 14, September 2, 2016 (16-2)

## SERIES BREAKDOWN

	W	L	PCT.
PHI vs. Red Sox (1901-54)	533	632	.458
KC vs. Red Sox (1955-67)	109	149	.422
OAK vs. Red Sox (1968-2022)	251	308	.449
<b>Totals</b>	<b>893</b>	<b>1089</b>	<b>.451</b>
<b>at the Coliseum</b>	<b>151</b>	<b>128</b>	<b>.541</b>
<b>at Fenway Park (since 1968)</b>	<b>99</b>	<b>179</b>	<b>.356</b>

## 2023 SCHEDULE

Dates	Site	Times
July 7-9	BOS	4:10, 4:10, 10:35
July 17-19	OAK	6:40, 6:40, 12:37

## 2022 RECAP

Date	H-A	W-L	Score	Winner	Losers
6/3	H L	2-7	Eovaldi	Kaprielian	
6/4	H L	0-8	Pivetta	Blackburn	
6/5	H L	2-5	Hill	Montas	
6/14	A L	1-6	Pivetta	Koenig	
6/15	A L	1-10	Winckowski	Kaprielian	
6/16	A W	4-3	Blackburn	Hill	
<b>Totals</b>	<b>1-5</b>	<b>10-39</b>			

## YEAR-BY-YEAR SERIES RESULTS

Year	Home	Road	Totals	Year	Home	Road	Totals	Year	Home	Road	Totals
1968	6-3	4-5	10-8	1987	5-1	3-3	8-4	2006	4-2	3-1	7-3
1969	4-2	4-2	8-4	1988	6-0	3-3	9-3	2007	3-1	1-3	4-4
1970	4-2	1-5	5-7	1989	4-2	1-5	5-7	2008	4-3*	0-3	4-6
1971	4-2	5-1	9-3	1990	4-2	4-2	8-4	2009	2-1	3-4	5-5
1972	1-5	2-4	3-9	1991	2-4	2-4	4-8	2010	4-2	1-2	5-4
1973	3-3	5-1	8-4	1992	4-2	3-3	7-5	2011	1-1	1-5	2-6
1974	2-4	2-4	4-8	1993	2-4	1-5	3-9	2012	6-0	2-1	8-1
1975	4-2	2-4	6-6	1994	1-5	2-4	3-9	2013	2-1	1-2	3-3
1976	5-1	3-3	8-4	1995	2-5	2-3	4-8	2014	3-1	1-2	4-3
1977	2-4	1-4	3-8	1996	4-2	1-6	5-8	2015	1-2	0-3	1-5
1978	3-2	2-3	5-5	1997	3-3	1-4	4-7	2016	1-2	0-3	1-5
1979	2-4	1-5	3-9	1998	1-4	1-5	2-9	2017	3-1	1-2	4-3
1980	2-4	1-5	3-9	1999	4-2	2-2	6-4	2018	2-1	2-1	4-2
1981	4-2	1-5	5-7	2000	2-2	3-3	5-5	2019	3-1	0-3	3-4
1982	4-2	0-6	4-8	2001	4-2	1-2	5-4	2021	1-2	2-1	3-3
1983	2-4	2-4	4-8	2002	0-3	3-3	3-6	2022	0-3	1-2	1-5
1984	3-3	2-4	5-7	2003	2-2	2-1	4-3	<b>Totals</b>	<b>152-129*</b>	<b>99-179</b>	<b>251-308</b>
1985	2-4	2-4	4-8	2004	0-3	1-5	1-8				
1986	3-3	2-4	5-7	2005	2-1	2-5	4-6				

\*includes 1-1 in Tokyo, Japan

# CHICAGO WHITE SOX



American League Central

Guaranteed Rate Field

333 West 35th Street

Chicago, IL 60616

Phone: (312) 674-1000

Media Relations: (312) 674-5300

Chairman .....Jerry Reinsdorf

Senior Vice President/General Manager.....Rick Hahn

Manager .....Pedro Grifol

0-0 (1st season)

Senior Vice President, Communications .....Scott Reifert (312) 674-5302

Senior Director, Media Relations.....Bob Beghtol (312) 674-5303

Assistant Director, Media Relations .....Ray Garcia (312) 674-5306

Stadium.....Guaranteed Rate Field

Capacity / Opened .....40,615 / 1991

## SERIES FACTS

Longest A's Winning Streak: 11, June 20-September 7, 1970

Longest White Sox Winning Streak: 9, August 1, 1996-August 5, 1997

Last A's Series Sweep at Oakland (3 games): July 12-14, 2019

Last A's Series Sweep at Oakland (4 games): August 5-8, 1999

Last A's Series Sweep at Chicago (3 games): June 23-25, 2017

Last A's Series Sweep at Chicago (4 games): May 22-24, 1970

Last White Sox Series Sweep at Oakland (3 games): May 15-17, 2015

Last White Sox Series Sweep at Oakland (4 games): September 24-27, 1987

Last White Sox Series Sweep at Chicago (3 games): May 22-24, 2006

Last White Sox Series Sweep at Chicago (4 games): May 8-11, 1997

Most Runs in a Game by Oakland: 17, September 15, 2015 (17-6)

Most Runs in a Game by Chicago: 17 (twice), last: September 23, 1992 (17-6)

Widest Margin of Victory by Oakland: 15, April 27, 2002 (16-1)

Widest Margin of Victory by Chicago: 16, October 3, 1987 (17-1)

## SERIES BREAKDOWN

	W	L	PCT.
PHI vs. White Sox (1901-54)	585	589	.498
KC vs. White Sox (1955-67)	92	166	.357
OAK vs. White Sox (1968-2022)	322	299	.519
<b>Totals</b>	<b>999</b>	<b>1054</b>	<b>.487</b>
at the Coliseum	170	142	.545
at Guaranteed Rate Field	70	69	.504

## 2023 SCHEDULE

Dates	Site	Times
June 30-July 2	OAK	6:40, 1:07, 1:07
August 24-27	CWS	5:10, 5:10, 4:10, 11:10

## 2022 RECAP

Date	H-A	W-L	Score	Winner	Loser
7/29	A	W	7-3	Kaprielian	Lynn
7/30	A	L	2-3	Hendriks	Jackson
7/31	A	L	1-4	Cease	Oller
9/8	H	L	2-14	Cease	Sears
9/9	H	L	3-5	Bummer	Puk
9/10	H	L	2-10	Lynn	Martinez
9/11	H	W	10-3	Irvin	Cueto
<b>Totals</b>		<b>2-5</b>	<b>27-42</b>		

## YEAR-BY-YEAR SERIES RESULTS

Year	Home	Road	Totals	Year	Home	Road	Totals	Year	Home	Road	Totals
1968	4-5	4-5	8-10	1987	3-4	1-5	4-9	2006	3-0	0-3	3-3
1969	6-3	4-5	10-8	1988	3-3	5-2	8-5	2007	4-2	1-2	5-4
1970	7-2	9-0	16-2	1989	4-3	4-2	8-5	2008	1-2	3-3	4-5
1971	1-8	6-3	7-11	1990	1-5	4-3	5-8	2009	1-2	4-2	5-4
1972	6-3	2-4	8-7	1991	4-3	2-4	6-7	2010	4-2	1-2	5-4
1973	6-3	6-3	12-6	1992	4-2	4-3	8-5	2011	1-2	3-4	4-6
1974	7-2	4-5	11-7	1993	3-4	3-3	6-7	2012	2-1	1-2	3-3
1975	6-3	3-6	9-9	1994	1-5	2-1	3-6	2013	3-0	2-2	5-2
1976	6-3	3-5	9-8	1995	3-3	2-4	5-7	2014	2-1	1-3	3-4
1977	3-5	2-5	5-10	1996	2-4	5-1	7-5	2015	0-3	2-2	2-5
1978	3-4	5-3	8-7	1997	1-4	2-4	3-8	2016	1-3	1-2	2-5
1979	3-4	1-5	4-9	1998	3-2	4-2	7-4	2017	2-1	3-0	5-1
1980	3-3	4-3	7-6	1999	4-0	3-3	7-3	2018	3-0	2-2	5-2
1981	2-5	4-2	6-7	2000	2-4	1-2	3-6	2019	3-0	2-1	5-1
1982	1-5	3-4	4-9	2001	3-0	5-1	8-1	2021	2-1	1-3	3-4
1983	4-3	1-5	5-8	2002	6-0	1-2	7-2	2022	1-3	1-2	2-5
1984	4-2	3-4	7-6	2003	2-1	3-3	5-4	<b>Totals</b>	<b>170-142</b>	<b>152-157</b>	<b>322-299</b>
1985	3-4	2-4	5-8	2004	5-1	2-1	7-2				
1986	4-2	2-5	6-7	2005	4-2	3-0	7-2				

# CLEVELAND GUARDIANS



American League Central

Progressive Field

2401 Ontario Street

Cleveland, OH 44115

Phone: (216) 420-4200

Media Relations: (216) 420-4380

Chairman & Chief Executive Officer.....Paul J. Dolan

President, Baseball Operations .....Chris Antonetti

General Manager .....Mike Chernoff

Manager .....Terry Francona

1874-1586 (22 seasons)

845-671 (10 seasons with Cleveland)

Director, Baseball Information & Player Relations.....Bart Swain (216) 420-4386

Director, Communications & Player Relations ...Court Berry-Tripp (216) 420-4391

Stadium.....Progressive Field

Capacity / Opened .....34,830 / 1994

## SERIES FACTS

Longest A's Winning Streak: 10, July 31, 1971-August 18, 1972  
 Longest Indians Winning Streak: 13, May 27, 1994-July 23, 1995  
 Last A's Series Sweep at Oakland (3 games): July 14-16, 2017  
 Last A's Series Sweep at Oakland (4 games): September 17-20, 2009  
 Last A's Series Sweep at Cleveland (3 games): August 10-12, 2021  
 Last A's Series Sweep at Cleveland (4 games): August 27-30, 2012  
 Last Indians Series Sweep at Oakland (3 games): April 29-May 1, 2022  
 Last Indians Series Sweep at Oakland (4 games): April 26-29, 1999  
 Last Indians Series Sweep at Cleveland (3 games): July 29-31, 2016  
 Last Indians Series Sweep at Cleveland (4 games): May 6-9, 2013  
 Most Runs in a Game by Oakland: 17 (twice), last: August 12, 2021 (17-0)  
 Most Runs in a Game by Cleveland: 20, May 4, 1991 (20-6)  
 Widest Margin of Victory by Oakland: 17, August 12, 2021 (17-0)  
 Widest Margin of Victory by Cleveland: 14, May 4, 1991 (20-6)

## SERIES BREAKDOWN

	W	L	PCT.
PHI vs. Indians (1901-54)	529	642	.452
KC vs. Indians (1955-67)	106	151	.412
OAK vs. Indians (1968-2022)	288	250	.535
<b>Totals</b>	<b>923</b>	<b>1043</b>	<b>.469</b>
at the Coliseum	151	111	.576
at Progressive Field	52	70	.426

## 2023 SCHEDULE

Dates	Site	Times
April 3-5	OAK	6:40, 6:40, 12:37
June 20-22	CLE	4:10, 4:10, 10:10

## 2022 RECAP

Date	H-A	W-L	Score	Winner	Losers
4/29	H	L	8-9	Stephan	Acevedo
4/30	H	L	1-3	Sandlin	Jiménez
5/1	H	L	3-7	McKenzie	Kaprielian
6/9	A	L	4-8	De Los Santos	Trivino
6/10	A	L	2-3	Gose	Jiménez
6/11	A	W	10-5	Montas	Morgan
6/12	A	L	3-6	Quantrill	Irvin
<b>Totals</b>	<b>1-6</b>	<b>31-41</b>			

## YEAR-BY-YEAR SERIES RESULTS

Year	Home	Road	Totals	Year	Home	Road	Totals	Year	Home	Road	Totals
1968	7-2	5-4	12-6	1987	4-2	4-2	8-4	2006	4-2	2-1	6-3
1969	3-3	4-2	7-5	1988	5-1	3-3	8-4	2007	2-1	2-5	4-6
1970	3-3	2-4	5-7	1989	4-2	6-0	10-2	2008	2-1	2-4	4-5
1971	4-2	4-2	8-4	1990	5-1	3-3	8-4	2009	4-0	1-2	5-2
1972	6-0	4-2	10-2	1991	3-3	4-2	7-5	2010	2-1	4-2	6-3
1973	5-1	4-2	9-3	1992	3-3	3-3	6-6	2011	1-2	1-3	2-5
1974	4-2	3-3	7-5	1993	2-4	2-4	4-8	2012	4-2	4-0	8-2
1975	5-1	5-1	10-2	1994	0-3	0-3	0-6	2013	2-1	0-4	2-5
1976	4-2	4-2	8-4	1995	0-3	0-4	0-7	2014	1-2	3-0	4-2
1977	1-4	2-3	3-7	1996	4-2	2-4	6-6	2015	2-2	2-1	4-3
1978	3-2	3-3	6-4	1997	2-3	2-4	4-7	2016	2-1	0-3	2-4
1979	3-3	1-5	4-8	1998	4-1	4-2	8-3	2017	3-0	1-3	4-3
1980	4-2	2-4	6-6	1999	1-5	1-5	2-10	2018	2-1	2-1	4-2
1981	1-1	1-2	2-3	2000	3-3	3-3	6-6	2019	2-1	3-0	5-1
1982	3-3	5-1	8-4	2001	1-3	2-1	3-4	2021	1-2	3-0	4-2
1983	1-5	4-2	5-7	2002	1-2	4-0	5-2	2022	0-3	1-3	1-6
1984	2-4	3-3	5-7	2003	5-1	1-2	6-3	<b>Totals</b>	<b>151-111</b>	<b>137-139</b>	<b>288-250</b>
1985	5-1	4-2	9-3	2004	2-1	1-5	3-6				
1986	2-4	0-6	2-10	2005	2-1	1-5	3-6				



# DETROIT TIGERS



American League Central

Comerica Park

2100 Woodward Avenue

Detroit, MI 48201

Phone: (313) 471-2000

Media Relations: (313) 471-2000

President and CEO, Ilitch Holdings, Inc.....Christopher Ilitch

Exec. Vice President of Baseball Operations and General Manager..... Al Avila

Manager ..... AJ Hinch

813-633 (9 seasons)

143-181 (2 seasons with Detroit)

Vice President, Communications ..... Ron Colangelo (313) 471-2092

Director, Communications ..... Chad Crunk (313) 471-2092

Manager, Communications ..... Ben Fidelman (313) 471-2227

Stadium.....Comerica Park

Capacity / Opened .....41,083 / 2000

## SERIES FACTS

Longest A's Winning Streak: 16, May 6, 2017 to May 19, 2019

Longest Tigers Winning Streak: 7, September 14, 1997-August 14, 1998

Last A's Series Sweep at Oakland (3 games): August 3-5, 2018

Last A's Series Sweep at Oakland (4 games): April 15-18, 2021

Last A's Series Sweep at Detroit (3 games): September 18-20, 2017

Last A's Series Sweep at Detroit (4 games): May 16-19, 2019

Last Tigers Series Sweep at Oakland (3 games): None

Last Tigers Series Sweep at Oakland (4 games): None

Last Tigers Series Sweep at Detroit (3 games): June 30-July 2, 2014

Last Tigers Series Sweep at Detroit (4 games): August 10-12, 1965

Most Runs in a Game by Oakland: 17, May 16, 2019 (17-3)

Most Runs in a Game by Detroit: 20, April 13, 1993 (20-4)

Widest Margin of Victory by Oakland: 14, May 16, 2019 (17-3)

Widest Margin of Victory by Detroit: 16, April 13, 1993 (20-4)

## SERIES BREAKDOWN

	W	L	PCT.
PHI vs. Tigers (1901-54)	562	601	.483
KC vs. Tigers (1955-67)	106	152	.411
OAK vs. Tigers (1968-2022)	281	251	.528
<b>Totals</b>	<b>949</b>	<b>1004</b>	<b>.486</b>
at the Coliseum	152	113	.574
at Comerica Park	51	30	.630

## 2023 SCHEDULE

Dates	Site	Times
July 4-6	DET	4:10, 4:10, 10:10
September 21-24	OAK	6:40, 6:40, 1:07, 1:07

## 2022 RECAP

Date	H-A	W-L	Score	Winner	Loser
5/9	A	W	2-0	Blackburn	Pineda
5/10(1)	H	L	0-6	Skubal	Montas
5/10(2)	A	W	4-1	Martinez	Faedo
5/11	A	W	9-0	Logue	Wentz
5/12	A	W	5-3	Puk	Farmer
7/21(1)	H	L	2-7	Skubal	Logue
7/22(2)	H	W	5-0	Acevedo	Hill
<b>Totals</b>		<b>5-2</b>	<b>27-17</b>		

## YEAR-BY-YEAR SERIES RESULTS

Year	Home	Road	Totals	Year	Home	Road	Totals	Year	Home	Road	Totals
1968	3-6	2-7	5-13	1987	4-2	3-3	7-5	2006	3-3	1-2	4-5
1969	3-3	2-4	5-7	1988	4-2	4-2	8-4	2007	4-2	2-2	6-4
1970	3-3	3-3	6-6	1989	4-2	4-2	8-4	2008	3-0	3-3	6-3
1971	4-2	4-2	8-4	1990	4-2	2-4	6-6	2009	4-2	0-3	4-5
1972	4-2	4-2	8-4	1991	4-2	4-2	8-4	2010	0-2	3-1	3-3
1973	4-2	1-5	5-7	1992	4-2	2-4	6-6	2011	4-4	1-1	5-5
1974	3-3	4-2	7-5	1993	3-3	1-5	4-8	2012	2-2	1-2	3-4
1975	2-4	4-2	6-6	1994	3-0	1-5	4-5	2013	1-2	3-1	4-3
1976	4-2	2-4	6-6	1995	2-0	1-2	3-2	2014	2-2	0-3	2-5
1977	3-2	2-3	5-5	1996	3-3*	5-1	8-4	2015	1-2	3-0	4-2
1978	2-3	2-3	4-6	1997	2-4	2-3	4-7	2016	2-1	1-3	3-4
1979	2-4	3-3	5-7	1998	3-3	1-4	4-7	2017	2-1	3-0	5-1
1980	4-2	2-4	6-6	1999	2-2	4-2	6-4	2018	3-0	4-0	7-0
1981	2-1	0-0	2-1	2000	3-3	1-3	4-6	2019	2-1	4-0	6-1
1982	2-4	1-5	3-9	2001	2-1	4-0	6-1	2021	4-0	2-1	6-1
1983	4-2	2-4	6-6	2002	3-1	3-0	6-1	2022	1-1	4-1	5-2
1984	3-3	0-6	3-9	2003	2-1	4-2	6-3	<b>Totals</b>	<b>154-115*</b>	<b>127-136</b>	<b>281-251</b>
1985	2-4	2-4	4-8	2004	3-3	2-1	5-4				
1986	4-2	2-4	6-6	2005	3-0	2-1	5-1				

\*includes 2-2 in Las Vegas

# HOUSTON ASTROS



American League West

Minute Maid Park

501 Crawford St.

Houston, TX 77002

Phone: (713) 259-8000

Media Relations: (713) 259-8900

Owner & Chairman.....Jim Crane  
 General Manager.....Dana Brown  
 Manager.....Dusty Baker  
 2093-1790 (25 seasons)  
 230-154 (3 seasons with Houston)  
 Vice President, Communications.....Gene Dias (713) 259-8985  
 Director, Communications.....Steve Grande (713) 447-2774  
 Stadium.....Minute Maid Park  
 Capacity / Opened.....41,168 / 2000

## SERIES FACTS

Longest A's Winning Streak: 12, June 13, 2007-July 22, 2013  
 Longest Astros Winning Streak: 10, July 20, 2016 to April 28, 2017  
 Last A's Series Sweep at Oakland (3 games): July 25-27, 2022  
 Last A's Series Sweep at Oakland (4 games): September 8-10, 2017  
 Last A's Series Sweep at Houston (3 games): May 24-26, 2013  
 Last A's Series Sweep at Houston (4 games): None  
 Last Astros Series Sweep at Oakland (3 games): May 30-June 1, 2022  
 Last Astros Series Sweep at Oakland (4 games): April 1-4, 2021  
 Last Astros Series Sweep at Houston (3 games): August 12-14, 2022  
 Last Astros Series Sweep at Houston (4 games): None  
 Most Runs in a Game by Oakland: 21, September 10, 2019 (21-7)  
 Most Runs in a Game by Houston: 16, May 7, 2018 (16-2)  
 Widest Margin of Victory by Oakland: 14, September 10, 2019 (21-7)  
 Widest Margin of Victory by Houston: 15, September 9, 2019 (15-0)

## SERIES BREAKDOWN

	W	L	PCT.
OAK vs. Astros (2002-2022)	90	97	.481
<b>Totals</b>	<b>90</b>	<b>97</b>	<b>.481</b>
at the Coliseum	50	46	.521
at Minute Maid Park	40	51	.440

## 2023 SCHEDULE

Dates	Site	Times
May 19-21	HOU	5:10, 1:10, 11:10
May 26-28	OAK	6:40, 1:07, 1:07
July 20-23	OAK	6:40, 6:40, 6:07, 1:07
September 11-13	HOU	5:10, 5:10, 4:10

## 2022 RECAP

Date	H-A	W-L	Score	Winner	Loser
5/30	H	L	1-5	VALDEZ	Blackburn
5/31	H	L	1-3	Montero	Montas
6/1	H	L	4-5	Abreu	Jiménez
7/8	H	L	3-8	Urquidy	Blackburn
7/9	H	W	3-2	Logue	Valdez
7/10	H	L	1-6	Odorizzi	Irvin
7/15	A	W	5-1	Irvin	Urquidy
7/16	A	L	0-5	Verlander	Koenig
7/17	A	W	4-3	Puk	Montero
7/25	H	W	7-5	Oller	Odorizzi
7/26	H	W	5-3	Montas	Garcia
7/27	H	W	4-2	Irvin	Javier
8/12	A	L	5-7	Garcia	Moll
8/13	A	L	0-8	McCullers Jr.	Logue
8/14	A	L	3-6	Javier	Irvin
9/15	A	L	2-5	Martinez	Payamps
9/16	A	L	0-5	Verlander	Martinez
9/17	A	W	8-5	Irvin	Urquidy
9/18	A	L	2-11	Valdez	Waldichuk
<b>Totals</b>		<b>7-12</b>	<b>58-95</b>		

## YEAR-BY-YEAR SERIES RESULTS

Year	Home	Road	Totals	Year	Home	Road	Totals	Year	Home	Road	Totals
2002	3-0	0-0	3-0	2016	4-5	2-8	6-13	2021	4-6	4-5	8-11
2007	0-0	2-1	2-1	2017	4-6	3-6	7-12	2022	4-5	3-7	7-12
2013	7-3	8-1	15-4	2018	2-7	5-5	7-12	<b>Totals</b>	<b>50-46</b>	<b>40-51</b>	<b>90-97</b>
2014	6-3	5-5	11-8	2019	4-5	4-6	8-11				
2015	5-5	4-5	9-10	2020	7-1	0-2	7-3				



# KANSAS CITY ROYALS



American League Central

Kauffman Stadium

1 Royal Way

Kansas City, MO 64129

Phone: (816) 921-8000

Media Relations: (816) 504-4362, 4368, 4369

Chairman and CEO .....John Sherman  
 Executive Vice President/General Manager ..... J.J. Picollo  
 Manager .....Matt Quatraro  
 0-0 (1st season)  
 Vice President, Communications .....Sam Mellinger (816) 504-4715  
 Director, Media Relations .....Nick Kappel (816) 504-4362  
 Assistant Director, Media Relations .....Ian Kraft (928) 451-2573  
 Stadium .....Kauffman Stadium  
 Capacity / Opened .....37,903 / 1973

## SERIES FACTS

Longest A's Winning Streak: 10, May 31, 2003-May 23, 2004  
 Longest Royals Winning Streak: 8, September 4, 1978-June 18, 1979  
 Last A's Series Sweep at Oakland (3 games): May 17-19, 2013  
 Last A's Series Sweep at Oakland (4 games): September 26-28, 1977  
 Last A's Series Sweep at Kansas City (3 games): July 16-18, 2010  
 Last A's Series Sweep at Kansas City (4 games): September 12-15, 2016  
 Last Royals Series Sweep at Oakland (3 games): June 26-28, 2015  
 Last Royals Series Sweep at Oakland (4 games): None  
 Last Royals Series Sweep at Kansas City (3 games): Sept. 2-4, 2008  
 Last Royals Series Sweep at Kansas City (4 games): August 1-4, 1994  
 Most Runs in a Game by Oakland: 21, June 18, 2000 (21-3)  
 Most Runs in a Game by Kansas City: 16 (seven times), last: September 14, 1998 (16-6)  
 Widest Margin of Victory by Oakland: 18, June 18, 2000 (21-3)  
 Widest Margin of Victory by Kansas City: 16, June 25, 1984 (16-0)

## SERIES BREAKDOWN

	W	L	PCT.
OAK vs. Royals (1969-2022)	335	272	.552
<b>Total</b>	<b>335</b>	<b>272</b>	<b>.552</b>
at the Coliseum	181	122	.597
at Kauffman Stadium	134	134	.500

## 2023 SCHEDULE

Dates	Site	Times
May 5-7	KC	5:10, 4:10, 11:10
August 21-23	OAK	6:40, 6:40, 12:37

## 2022 RECAP

Date	H-A	W-L	Score	Winner	Loser
6/17	H	L	1-5	Lynch	Montas
6/18	H	L	0-2	Keller	Irvin
6/19	H	W	4-0	Koenig	Singer
6/25	A	L	1-3	Greinke	Irvin
6/26	A	W	9-7	Jackson	Keller
6/28	A	W	5-3	Acevedo	Singer
<b>Totals</b>	<b>3-3</b>	<b>20-20</b>			

## YEAR-BY-YEAR SERIES RESULTS

Year	Home	Road	Totals	Year	Home	Road	Totals	Year	Home	Road	Totals
1969	4-5	6-3	10-8	1987	3-4	5-1	8-5	2005	1-2	3-0	4-2
1970	7-2	4-5	11-7	1988	2-4	3-4	5-8	2006	1-2	4-2	5-4
1971	7-2	6-3	13-5	1989	4-3	2-4	6-7	2007	2-5	2-1	4-6
1972	7-2	4-5	11-7	1990	5-1	4-3	9-4	2008	3-3	0-3	3-6
1973	6-3	4-5	10-8	1991	4-3	3-3	7-6	2009	4-1	2-1	6-2
1974	7-2	3-6	10-8	1992	5-1	4-3	9-4	2010	2-1	4-2	6-3
1975	8-1	3-6	11-7	1993	5-2	2-4	7-6	2011	3-3	2-1	5-4
1976	5-4	4-5	9-9	1994	1-2	2-5	3-7	2012	2-1	2-4	4-5
1977	5-3	1-6	6-9	1995	3-4	5-1	8-5	2013	3-0	2-1	5-1
1978	3-4	2-6	5-10	1996	5-1	2-4	7-5	2014	1-2	1-3	2-5
1979	3-4	1-5	4-9	1997	3-2	5-1	8-3	2015	0-3	1-2	1-5
1980	4-2	3-4	7-6	1998	3-3	1-4	4-7	2016	2-1	4-0	6-1
1981	1-2	2-1	3-3	1999	5-1	1-5	6-6	2017	1-2	2-1	3-3
1982	3-3	3-4	6-7	2000	3-3	5-1	8-4	2018	3-1	2-1	5-2
1983	4-3	2-4	6-7	2001	2-1	4-2	6-3	2019	2-1	3-1	5-2
1984	4-2	4-3	8-5	2002	5-1	3-0	8-1	2021	3-1	2-1	5-2
1985	3-4	2-4	5-8	2003	2-1	5-1	7-2	2022	1-2	2-1	3-3
1986	2-4	3-4	5-8	2004	4-2	3-0	7-2	<b>Totals</b>	<b>181-122</b>	<b>154-150</b>	<b>335-272</b>

# LOS ANGELES ANGELS



American League West

Angel Stadium

2000 Gene Autry Way

Anaheim, CA 92806

Phone: (714) 940-2000

Media Relations: (714) 940-2014

Owner..... Arte and Carole Moreno  
 Chairman..... Dennis Kuhl  
 General Manager..... Perry Minasian  
 Manager..... Phil Nevin  
 46-60 (1 season)  
 Senior Director, Communications..... Adam Chodzko (714) 812-5265  
 Senior Manager, Communications..... Matt Birch (714) 271-6945  
 Manager, Communications..... Grace McNamee (310) 902-6594  
 Stadium..... Angel Stadium  
 Capacity / Opened..... 45,603 / 1966

## SERIES FACTS

Longest A's Winning Streak: 10 (twice), last: April 26, 1991-April 20, 1992  
 Longest Angels Winning Streak: 12, Sept. 18, 1996-Sept. 17, 1997  
 Last A's Series Sweep at Oakland (3 games): June 14-16, 2021  
 Last A's Series Sweep at Oakland (4 games): April 18-20, 1980  
 Last A's Series Sweep at Los Angeles (3 games): September 17-19, 2021  
 Last A's Series Sweep at Los Angeles (4 games): October 4-7, 2001  
 Last Angels Series Sweep at Oakland (3 games): August 8-10, 2022  
 Last Angels Series Sweep at Oakland (4 games): July 10-13, 1997  
 Last Angels Series Sweep at Los Angeles (3 games): September 27-29, 2022  
 Last Angels Series Sweep at Los Angeles (4 games): August 28-31, 2014  
 Most Runs in a Game by Oakland: 21, September 20, 2018 (21-3)  
 Most Runs in a Game by Los Angeles: 17, July 4, 1979 (17-6)  
 Widest Margin of Victory by Oakland: 18, September 20, 2018 (21-3)  
 Widest Margin of Victory by Los Angeles: 13, April 21, 2015 (14-1)

## SERIES BREAKDOWN

	W	L	PCT.
KC vs. Angels (1961-67)	49	77	.389
OAK vs. Angels (1968-2022)	478	402	.543
<b>Totals</b>	<b>527</b>	<b>479</b>	<b>.524</b>
at the Coliseum	251	190	.569
at Angel Stadium (since 1968)	227	212	.517

## 2023 SCHEDULE

Dates	Site	Times
March 30-April 2	OAK	7:07, 1:07, 1:07
April 24-27	LAA	6:38, 6:38, 6:38, 1:07
September 1-3	OAK	6:40, 1:07, 1:07
Sept. 29-Oct. 1	LAA	6:38, 6:07, 12:07

## 2022 RECAP

Date	H-A	W-L	Score	Winner	Loser
5/13	H	L	0-2	Silseth	Jefferies
5/14 (D)	H	W	4-3	Trivino	Iglesias
5/14 (N)	H	L	1-9	Lorenzen	Oller
5/15	H	L	1-4	Sandoval	Montas
5/20	A	W	4-2	Moll	Silseth
5/21	A	L	1-4	Lorenzen	Kolarek
5/22	A	L	1-3	Sandoval	Irvin
8/2	A	L	1-3	Suárez	Irvin
8/3	A	W	3-1	Kaprielian	Ohtani
8/4	A	W	8-7	Blackburn	Junk
8/8	H	L	0-1	Suárez	Irvin
8/9	H	L	1-5	Ohtani	Kaprielian
8/10	H	L	4-5 (12)	Barria	Pruitt
9/27	A	L	3-4	Tepera	Puk
9/28	A	L	1-4	Lorenzen	Martínez
9/29	A	L	2-4	Ohtani	Irvin
10/3	H	W	5-4 (10)	Acevedo	Weiss
10/4	H	W	2-1 (10)	Puk	Tepera
10/5	H	W	3-2	Waldichuk	Ohtani
<b>Totals</b>		<b>7-12</b>	<b>45-68</b>		

## YEAR-BY-YEAR SERIES RESULTS

Year	Home	Road	Totals	Year	Home	Road	Totals	Year	Home	Road	Totals
1968	7-2	6-3	13-5	1987	2-4	5-2	7-6	2006	3-7	5-4	8-11
1969	7-2	5-4	12-6	1988	6-1	3-3	9-4	2007	5-4	5-5	10-9
1970	5-4	5-4	10-8	1989	4-2	4-3	8-5	2008	4-5	5-5	9-10
1971	4-5	7-2	11-7	1990	4-3	5-1	9-4	2009	1-8	6-4	7-12
1972	5-4	5-4	10-8	1991	6-0	6-1	12-1	2010	6-4	2-7	8-11
1973	5-4	7-2	12-6	1992	5-2	3-3	8-5	2011	6-3	5-5	11-8
1974	7-2	5-4	12-6	1993	4-2	3-4	7-6	2012	3-6	7-3	10-9
1975	6-3	5-4	11-7	1994	3-0	3-3	6-3	2013	6-4	5-4	11-8
1976	6-3	6-3	12-6	1995	5-1	2-5	7-6	2014	6-3	3-7	9-10
1977	6-1	4-4	10-5	1996	3-4	4-2	7-6	2015	4-5	4-6	8-11
1978	3-5	3-4	6-9	1997	0-6	1-5	1-11	2016	3-6	4-6	7-12
1979	1-5	2-5	3-10	1998	4-2	3-3	7-5	2017	5-5	2-7	7-12
1980	6-1	4-2	10-3	1999	3-3	1-5	4-8	2018	5-5	4-5	9-10
1981	4-2	4-0	8-2	2000	5-2	3-3	8-5	2019	7-3	6-3	13-6
1982	3-4	1-5	4-9	2001	7-3	7-3	14-6	2020	5-2	1-2	6-4
1983	4-2	4-3	8-5	2002	7-3	4-6	11-9	2021	7-2	8-2	15-4
1984	2-5	4-2	6-7	2003	7-3	5-5	12-8	2022	4-6	3-6	7-12
1985	4-2	3-4	7-6	2004	4-5	5-5	9-10	<b>Totals</b>	<b>251-190</b>	<b>227-212</b>	<b>478-402</b>
1986	2-5	1-5	3-10	2005	5-5	4-5	9-10				

# MINNESOTA TWINS



## American League Central

Target Field  
1 Twins Way  
Minneapolis, MN 55403  
Phone: (612) 659-3400  
Media Relations: (612) 659-3471

Executive Chair ..... Joe Pohlad  
President & Chief Executive Office..... Dave St. Peter  
President, Baseball Operations ..... Derek Falvey  
Senior Vice President, General Manager..... Thad Levine  
Manager ..... Rocco Baldelli  
288-258 (4 seasons)  
Vice President, Communications and Content.....Dustin Morse (612) 659-3472  
Senior Manager, Baseball Communications .....Mitch Hestad (612) 659-3473  
Stadium.....Target Field  
Capacity / Opened .....38,544 / 2010

## SERIES FACTS

Longest A's Winning Streak: 12, September 11, 2013-August 9, 2014  
Longest Twins Winning Streak: 8 (twice), last: May 21-July 20, 2003  
Last A's Series Sweep at Oakland (3 games): April 20-21, 2021  
Last A's Series Sweep at Oakland (4 games): September 19-22, 2013  
Last A's Series Sweep at Minnesota (3 games): April 7-10, 2014  
Last A's Series Sweep at Minnesota (4 games): April 9-12, 1981  
Last Twins Series Sweep at Oakland (3 games): July 18-20, 1997  
Last Twins Series Sweep at Oakland (4 games): August 13-15, 1993  
Last Twins Series Sweep at Minnesota (3 games): May 6-8, 2012  
Last Twins Series Sweep at Minnesota (4 games): July 12-15, 2007  
Last Twins Series Sweep at Minnesota (5 games): July 30-Aug. 2, 1976  
Most Runs in a Game by Oakland: 18, September 11, 2013 (18-3)  
Most Runs in a Game by Minnesota: 20, April 27, 1980 (20-11)  
Widest Margin of Victory by Oakland: 15 (twice), last: September 11, 2013 (18-3)  
Widest Margin of Victory by Minnesota: 13, May 6, 2015 (13-0)

## SERIES BREAKDOWN

	W	L	PCT.
PHI vs. Senators (1901-54)	579	572	.503
KC vs. Senators (1955-60)	68	64	.515
KC vs. Twins (1961-67)	57	69	.452
OAK vs. Twins (1968-2022)	315	311	.503
<b>Totals</b>	<b>1019</b>	<b>1016</b>	<b>.501</b>
<b>at the Coliseum</b>	<b>176</b>	<b>133</b>	<b>.570</b>
<b>at Target Field</b>	<b>22</b>	<b>23</b>	<b>.489</b>

## 2023 SCHEDULE

Dates	Site	Times
July 14-16	OAK	6:40, 4:07, 1:07
September 26-28	MIN	4:40, 4:40, 10:10

## 2022 RECAP

Date	H-A	W-L	Score	Winner	Loser
5/6	A	L	1-2	Winder	Logue
5/7	A	L	0-1	Jax	Kaprielian
5/8	A	L	3-4	Stashak	Jefferies
5/16	H	L	1-3	Cano	Logue
5/17	H	W	5-2	Jackson	Winder
5/18	H	L	4-14	Gray	Jefferies
<b>Totals</b>	<b>1-5</b>	<b>14-26</b>			

## YEAR-BY-YEAR SERIES RESULTS

Year	Home	Road	Totals	Year	Home	Road	Totals	Year	Home	Road	Totals
1968	6-3	4-5	10-8	1987	3-3	0-7	3-10	2006	3-1	1-5	4-6
1969	3-6	2-7	5-13	1988	4-3	4-2	8-5	2007	2-1	0-4	2-5
1970	2-7	3-6	5-13	1989	4-2	3-4	7-6	2008	4-3	1-2	5-5
1971	5-4	5-4	10-8	1990	5-2	2-4	7-6	2009	4-3	2-1	6-4
1972	6-2	3-6	9-8	1991	3-3	2-5	5-8	2010	1-2	2-4	3-6
1973	2-7	2-7	4-14	1992	4-3	4-2	8-5	2011	2-3	2-1	4-4
1974	7-2	6-3	13-5	1993	1-5	4-3	5-8	2012	2-1	3-3	5-4
1975	6-3	6-3	12-6	1994	2-2	3-0	5-2	2013	4-0	2-1	6-1
1976	6-3	1-8	7-11	1995	4-2	3-3	7-5	2014	3-1	3-0	6-1
1977	4-3	2-5	6-8	1996	4-2	3-4	7-6	2015	2-1	1-3	3-4
1978	3-5	3-4	6-9	1997	2-4	2-3	4-7	2016	3-0	1-2	4-2
1979	2-4	2-5	4-9	1998	3-3	4-1	7-4	2017	2-1	1-2	3-3
1980	5-2	2-4	7-6	1999	4-2	1-5	5-7	2018	2-1	3-1	5-2
1981	3-0	5-2	8-2	2000	2-4	5-1	7-5	2019	2-1	2-2	4-3
1982	5-2	5-1	10-3	2001	1-2	3-3	4-5	2021	3-0	2-1	5-1
1983	4-2	5-2	9-4	2002	4-2	2-1	6-3	2022	1-2	0-3	1-5
1984	4-3	1-5	5-8	2003	1-2	0-6	1-8	<b>Totals</b>	<b>176-133</b>	<b>139-178</b>	<b>315-311</b>
1985	3-1	2-7	5-8	2004	2-1	3-1	5-2				
1986	4-3	3-3	7-6	2005	3-3	3-1	6-4				

# NEW YORK YANKEES



American League East  
 Yankee Stadium  
 One East 161st Street  
 Bronx, NY 10451  
 Phone: (718) 293-4300  
 Media Relations: (718) 579-4460

Managing General Partner / Chairperson .....Harold Z. (Hal) Steinbrenner  
 President..... Randy Levine, Esq.  
 Senior Vice President, General Manager.....Brian Cashman  
 Manager .....Aaron Boone  
 427-281 (5 seasons)  
 Vice President, Communications & Media Relations.....Jason Zillo (718) 579-4515  
 Senior Director, Communications & Media Relations .....Michael Margolis (718) 579-4503  
 Manager, Communications & Media Relations .....Kaitlyn Brennan  
 Stadium.....Yankee Stadium  
 Capacity / Opened .....46,537 / 2009

## SERIES FACTS

Longest A's Winning Streak: 16, September 9, 1989-May 1, 1991  
 Longest Yankees Winning Streak: 11, July 5, 2010-July 22, 2011  
 Last A's Series Sweep at Oakland (3 games): August 20-22, 2019  
 Last A's Series Sweep at Oakland (4 games): June 15-18, 2017  
 Last A's Series Sweep at New York (3 games): April 19-21, 2016  
 Last A's Series Sweep at New York (4 games): July 14-16, 1972  
 Last Yankees Series Sweep at Oakland (3 games): May 25-27, 2012  
 Last Yankees Series Sweep at Oakland (4 games): May 19-22, 2016  
 Last Yankees Series Sweep at New York (3 games): June 27-29, 2022  
 Last Yankees Series Sweep at New York (4 games): August 30-September 2, 2010  
 Most Runs in a Game by Oakland: 19, August 29, 1989 (19-5)  
 Most Runs in a Game by New York: 22, August 25, 2011 (22-9)  
 Widest Margin of Victory by Oakland: 14, August 29, 1989 (19-5)  
 Widest Margin of Victory by New York: 16, August 26, 1997 (18-2)

## SERIES BREAKDOWN

	W	L	PCT.
PHI vs. Orioles (1901-02)	21	18	.538
PHI vs. Yankees (1903-54)	445	665	.401
KC vs. Yankees (1955-67)	75	183	.291
OAK vs. Yankees (1968-2022)	259	292	.470
<b>Totals</b>	<b>800</b>	<b>1158</b>	<b>.409</b>
<b>at the Coliseum</b>	<b>145</b>	<b>132</b>	<b>.523</b>
<b>at Yankee Stadium</b>	<b>17</b>	<b>29</b>	<b>.370</b>

## 2023 SCHEDULE

Dates	Site	Times
May 8-10	NYY	4:05, 4:05, TBA
June 27-29	OAK	6:40, 6:40, 9:35

## 2022 RECAP

Date	H-A	W-L	Score	Winner	Loser
6/27	A	L	5-9	Abreu	Puk
6/28	A	L	1-2	Sears	Montas
6/29	A	L	3-5	Taillon	Irvin
8/25	H	L	4-13	Taillon	Kaprielian
8/26	H	L	2-3	Cole	Sears
8/27	H	W	3-2 (11)	Payamps	Trivino
<b>Totals</b>	<b>1-5</b>	<b>18-34</b>			

## YEAR-BY-YEAR SERIES RESULTS

Year	Home	Road	Totals	Year	Home	Road	Totals	Year	Home	Road	Totals
1968	2-7	6-3	8-10	1987	4-2	3-3	7-5	2006	2-1	4-2	6-3
1969	5-1	1-5	6-6	1988	4-2	2-4	6-6	2007	2-1	2-1	4-2
1970	4-2	2-4	6-6	1989	4-2	5-1	9-3	2008	1-2	0-3	1-5
1971	2-4	5-1	7-5	1990	6-0	6-0	12-0	2009	1-2	1-5	2-7
1972	4-2	5-1	9-3	1991	3-3	3-3	6-6	2010	1-5	0-4	1-9
1973	5-1	3-3	8-4	1992	4-2	2-4	6-6	2011	0-3	3-3	3-6
1974	3-3	2-4	5-7	1993	4-2	2-4	6-6	2012	4-3	1-2	5-5
1975	3-3	3-3	6-6	1994	2-4	3-3	5-7	2013	3-0	2-1	5-1
1976	2-4	4-2	6-6	1995	5-1	4-3	9-4	2014	2-1	2-1	4-2
1977	1-4	1-5	2-9	1996	1-5	2-4	3-9	2015	3-1	1-2	4-3
1978	2-3	0-5	2-8	1997	3-2	2-4	5-6	2016	0-4	3-0	3-4
1979	1-5	2-4	3-9	1998	2-4	1-4	3-8	2017	4-0	1-2	5-2
1980	3-3	1-5	4-8	1999	2-4	2-2	4-6	2018	2-1	1-2	3-3
1981	2-2	1-2	3-4	2000	1-2	2-4	3-6	2019	3-0	1-2	4-2
1982	3-3	2-4	5-7	2001	6-0	0-3	6-3	2021	2-2	1-2	3-4
1983	2-4	2-4	4-8	2002	1-2	3-3	4-5	2022	2-2	0-3	2-5
1984	3-3	1-5	4-8	2003	4-2	2-1	6-3	<b>Totals</b>	<b>145-132</b>	<b>114-160</b>	<b>259-292</b>
1985	4-2	1-5	5-7	2004	1-2	1-5	2-7				
1986	4-2	3-3	7-5	2005	1-5	1-2	2-7				

# SEATTLE MARINERS



American League West

T-Mobile Park

1250 First Avenue South

Seattle, WA 98134

Phone: (206) 346-4000

Media Relations: (206) 346-4000

Chairman & Managing Partner ..... John Stanton  
 President, Baseball Operations ..... Jerry Dipoto  
 Manager ..... Scott Servais  
 528-504 (7 seasons)  
 Vice President, Communications ..... Tim Hevly (206) 346-4402  
 Senior Manager, Baseball Information ..... Kelly Munro (206) 346-4401  
 Stadium ..... T-Mobile Park  
 Capacity / Opened ..... 47,378 / 1999

## SERIES FACTS

Longest A's Winning Streak: 15, April 7-August 16, 2006  
 Longest Mariners Winning Streak: 13, July 23, 2021 to May 23, 2022  
 Last A's Series Sweep at Oakland (3 games): May 24-26, 2019  
 Last A's Series Sweep at Oakland (4 games): September 10-13, 1992  
 Last A's Series Sweep at Seattle (3 games): April 8-10, 2016  
 Last A's Series Sweep at Seattle (4 games): Sept. 30-Oct. 3, 2010  
 Last Mariners Series Sweep at Oakland (3 games): June 21-23, 2022  
 Last Mariners Series Sweep at Oakland (4 games): September 20-23, 2021  
 Last Mariners Series Sweep at Seattle (3 games): September 27-29, 2021  
 Last Mariners Series Sweep at Seattle (4 games): August 12-15, 1991  
 Most Runs in a Game by Oakland: 16, April 17, 1981 (16-1)  
 Most Runs in a Game by Seattle: 15 (three times), last: August 6, 1995 (15-8)  
 Widest Margin of Victory by Oakland: 15, April 17, 1981 (16-1)  
 Widest Margin of Victory by Seattle: 13, July 2, 2003 (13-0)

## SERIES BREAKDOWN

	W	L	PCT.
OAK vs. Mariners (1977-2022)	378	331	.533
<b>Totals</b>	<b>378</b>	<b>331</b>	<b>.533</b>
at the Coliseum	202	150	.574
at T-Mobile Park	99	114	.465

## 2023 SCHEDULE

Dates	Site	Times
May 2-4	OAK	6:40, 6:40, 12:37
May 22-25	SEA	6:40, 6:40, 6:40, 6:40
August 28-30	SEA	6:40, 6:40, 1:10
September 18-20	OAK	6:40, 6:40, 12:37

## 2022 RECAP

Date	H-A	W-L	Score	Winner	Loser
5/23	A	L	6-7	Gonzales	Logue
5/24	A	W	7-5	Moll	Misiewicz
5/25	A	W	4-2	Blackburn	Ray
6/21	H	L	2-8	Gonzales	Kaprielian
6/22	H	L	0-9	Kirby	Blackburn
6/23	H	L	1-2	Castillo	Jackson
6/30	A	L	6-8	Gilbert	Martínez
7/1	A	W	3-1	Kaprielian	Gonzales
7/2	A	L	1-2	Castillo	Trivino
7/3	A	L	1-2	Ray	Montas
8/19	H	L	2-10	Gonzales	Irvin
8/20	H	W	4-3 (10)	Jiménez	Castillo
8/21	H	W	5-3	Sears	Castillo
9/20	H	W	4-1	Sears	Castillo
9/21	H	W	2-1	Kaprielian	Swanson
9/22	H	L	5-9	Boyd	Snead
9/30	A	L	1-2	Brash	Acevedo
10/1	A	L	1-5	Castillo	Oller
10/2	A	W	10-3	Kaprielian	Ray
<b>Totals</b>		<b>8-11</b>	<b>67-83</b>		

## YEAR-BY-YEAR SERIES RESULTS

Year	Home	Road	Totals
1977	3-4	4-4	7-8
1978	7-1	6-1	13-2
1979	5-1	3-4	8-5
1980	4-3	4-2	8-5
1981	3-1	3-0	6-1
1982	4-3	2-4	6-7
1983	4-2	5-2	9-4
1984	6-1	2-4	8-5
1985	5-1	3-4	8-5
1986	5-2	5-1	10-3
1987	3-3	2-5	5-8
1988	5-2	4-2	9-4
1989	5-1	4-3	9-4
1990	4-3	5-1	9-4
1991	6-0	0-7	6-7
1992	7-0	5-1	12-1
1993	3-3	6-1	9-4

Year	Home	Road	Totals
1994	2-2	2-1	4-3
1995	5-2	2-4	7-6
1996	5-2	3-3	8-5
1997	2-4	3-3	5-7
1998	3-3	2-4	5-7
1999	4-2	2-4	6-6
2000	4-2	5-2	9-4
2001	5-5	4-5	9-10
2002	4-5	4-6	8-11
2003	5-5	2-7	7-12
2004	7-3	4-5	11-8
2005	6-3	6-3	12-6
2006	9-0	8-2	17-2
2007	1-8	4-6	5-14
2008	6-3	4-6	10-9
2009	4-6	1-8	5-14
2010	7-2	6-4	13-6

Year	Home	Road	Totals
2011	5-4	4-6	9-10
2012	6-4	6-3	12-7
2013	4-6	4-5	8-11
2014	4-6	5-4	9-10
2015	3-7	3-6	6-13
2016	1-8	6-4	7-12
2017	4-5	3-7	7-12
2018	5-5	4-5	9-10
2019	6-4	4-5	10-9
2020	2-2	4-2	6-4
2021	1-8	3-7	4-15
2022	4-5	4-6	8-11
<b>Totals</b>	<b>203-152*</b>	<b>175-179</b>	<b>378-331</b>

\*includes 1-3 in Tokyo, Japan

# TAMPA BAY RAYS



American League East

Tropicana Field

One Tropicana Drive

St. Petersburg, FL 33705

Phone: (727) 825-3137

Media Relations: (727) 825-3242

## SERIES BREAKDOWN

	W	L	PCT.
OAK vs. Rays (1998-2022)	116	83	.583
<b>Totals</b>	<b>116</b>	<b>83</b>	<b>.583</b>
at the Coliseum	62	36	.633
at Tropicana Field	54	47	.535

## 2023 SCHEDULE

Dates	Site	Times
April 7-9	TB	3:40, 4:10, 10:10
June 12-15	OAK	6:40, 6:40, 6:40, 12:37

## 2022 RECAP

Date	H-A	W-L	Score	Winner	Loser
4/11	A	W	13-2	Blackburn	Patiño
4/12	A	L	8-9 (10)	Thompson	Trivino
4/13	A	W	4-2	Montas	McClanahan
4/14	A	W	6-3	Irvin	Fleming
5/2	H	L	1-6	Rasmussen	Jefferies
5/3	H	L	7-10 (10)	Kittredge	Trivino
5/4	H	L	0-3	Feyereisen	Jackson
<b>Totals</b>	<b>3-4</b>	<b>39-35</b>			

Principal Owner .....Stuart Sternberg  
 President..... Brian Auld  
 President..... Matt Silverman  
 Manager ..... Kevin Cash  
 640-554 (8 seasons)  
 Director, Communications .....Ryan Sheets (727) 825-3237  
 Manager, Baseball Communications ..... Craig Vanderkam (727) 825-3473  
 Stadium.....Tropicana Field  
 Capacity / Opened .....25,025 / 1998

## SERIES FACTS

Longest A's Winning Streak: 7 (twice), last: September 2, 2001-May 26, 2002  
 Longest Rays Winning Streak: 6, May 26-September 4, 1998  
 Last A's Series Sweep at Oakland (3 games): August 30-September 1, 2013  
 Last A's Series Sweep at Oakland (4 games): None  
 Last A's Series Sweep at Tampa Bay (3 games): None  
 Last A's Series Sweep at Tampa Bay (4 games): September 10-13, 1999  
 Last Rays Series Sweep at Oakland (3 games): May 2-4, 2022  
 Last Rays Series Sweep at Oakland (4 games): None  
 Last Rays Series Sweep at Tampa Bay (3 games): April 19-21, 2013  
 Last Rays Series Sweep at Tampa Bay (4 games): July 24-27, 1998  
 Most Runs in a Game by Oakland: 17, September 15, 2000 (17-3)  
 Most Runs in a Game by Tampa Bay: 14 (twice), last: August 25, 2007 (14-3)  
 Widest Margin of Victory by Oakland: 13, May 30, 2001 (15-2)  
 Widest Margin of Victory by Tampa Bay: 11, August 25, 2007 (14-3)

## YEAR-BY-YEAR SERIES RESULTS

Year	Home	Road	Totals	Year	Home	Road	Totals	Year	Home	Road	Totals
1998	3-2	2-4	5-6	2007	1-2	3-4	4-6	2016	3-1	2-1	5-2
1999	5-1	4-0	9-1	2008	2-4	1-2	3-6	2017	1-2	1-3	2-5
2000	3-1	4-1	7-2	2009	2-1	4-3	6-4	2018	1-3	1-2	2-5
2001	5-1	2-1	7-2	2010	4-3	0-2	4-5	2019	2-2	2-1	4-3
2002	3-0	5-1	8-1	2011	3-1	2-1	5-2	2021	2-1	2-2	4-3
2003	5-1	1-2	6-3	2012	1-2	4-2	5-4	2022	0-3	3-1	3-4
2004	3-0	4-2	7-2	2013	3-0	0-3	3-3	<b>Totals</b>	<b>62-36</b>	<b>54-47</b>	<b>116-83</b>
2005	3-0	1-5	4-5	2014	2-1	2-1	4-2				
2006	4-2	2-1	6-3	2015	1-2	2-2	3-4				

## MAJOR LEAGUE BASEBALL DIRECTORY

Office of the Commissioner • 245 Park Avenue • New York, NY 10167 • (212) 931-7800

Chief Communications Officer: Pat Courtney (212) 931-7878  
 Senior Vice President, Communications: Matt Bourne (212) 931-7882  
 Vice President, Communications: John Blundell (212) 931-7885  
 Vice President, Communications: Mike Teevan (212) 931-7879  
 Vice President, Corporate Communications: Steven Arocho (212) 931-7851



# TEXAS RANGERS



American League West

Globe Life Field

734 Stadium Drive

Arlington, TX 76011

Phone: (817) 533-1972

Media Relations: (817) 273-5203

Managing Partner & Majority Owner .....Ray Davis  
 President, Baseball Operations .....Jon Daniels  
 Executive Vice President and General Manager.....Chris Young  
 Manager .....Bruce Bochy  
 2003-2029 (25 seasons)  
 0-0 (1st season with Texas)  
 Vice President, Media Relations.....Rich Rice (817) 533-1657  
 Stadium.....Globe Life Field  
 Capacity / Opened .....40,518/ 2020

## SERIES FACTS

Longest A's Winning Streak: 9 (twice), last: June 26, 2003-April 6, 2004  
 Longest Rangers Winning Streak: 13, July 6, 1977-May 18, 1978  
 Last A's Series Sweep at Oakland (3 games): August 6-8, 2021  
 Last A's Series Sweep at Oakland (4 games): None  
 Last A's Series Sweep at Texas (3 games): September 13-15, 2019  
 Last A's Series Sweep at Texas (4 games): July 23-26, 2018  
 Last Rangers Series Sweep at Oakland (3 games): September 22-24, 2015  
 Last Rangers Series Sweep at Oakland (4 games): September 23-25, 1977  
 Last Rangers Series Sweep at Texas (3 games): May 12-14, 2017  
 Last Rangers Series Sweep at Texas (4 games): July 7-10, 2011  
 Most Runs in a Game by Oakland: 23, September 30, 2000 (23-2)  
 Most Runs in a Game by Texas: 17, May 5, 2000 (17-16)  
 Widest Margin of Victory by Oakland: 21, September 30, 2000 (23-2)  
 Widest Margin of Victory by Texas: 14, August 9, 2006 (14-0)

## SERIES BREAKDOWN

	W	L	PCT.
KC vs. Senators (1961-67)	63	62	.504
OAK vs. Senators (1968-71)	34	20	.630
OAK vs. Rangers (1972-2022)	403	396	.504
<b>Totals</b>	<b>500</b>	<b>478</b>	<b>.511</b>
at the Coliseum	212	186	.533
at Globe Life Field	13	13	.500

## 2023 SCHEDULE

Dates	Site	Times
April 21-23	TEX	5:05, 4:05, 11:35
May 11-14	OAK	6:40, 6:40, 1:07, 1:07
August 7-9	OAK	6:40, 6:40, 12:37
September 8-10	TEX	5:05, 4:05, 11:35

## 2022 RECAP

Date	H-A	W-L	Score	Winner	Loser
4/22	H	L	1-8	Otto	Oller
4/23	H	L	0-2	Burke	Montas
4/24	H	W	2-0	Irvin	Howard
5/26	H	L	1-4	Bush	Trivino
5/27	H	L	5-8	Moore	Jiménez
5/28	H	L	4-11	Hearn	Logue
5/29	H	W	6-5	Jiménez	Martin
7/11	A	L	8-10	Howard	Martínez
7/12	A	W	14-7 (12)	Snead	Santana
7/13	A	L	2-5	Gray	Blackburn
7/22	H	W	5-4	Irvin	Howard
7/23	H	W	3-1	Acevedo	Santana
7/24	H	L	8-11	Perez	Blackburn
8/15	A	L	1-2	Otto	Kaprielian
8/16	A	W	5-1	Sears	Arihara
8/17	A	W	7-2	Oller	Ragans
8/18	A	L	3-10	Dunning	Logue
9/13	A	L	7-8	Burke	Payamps
9/14	A	W	8-7	Cyr	Leclerc
<b>Totals</b>		<b>8-11</b>	<b>90-106</b>		

## YEAR-BY-YEAR SERIES RESULTS

Year	Home	Road	Totals	Year	Home	Road	Totals	Year	Home	Road	Totals
1972	4-2	7-2	11-4	1990	3-3	5-2	8-5	2008	4-6	3-6	7-12
1973	7-2	4-5	11-7	1991	2-5	2-4	4-9	2009	6-4	5-4	11-8
1974	3-6	5-4	8-10	1992	4-2	5-2	9-4	2010	5-5	4-5	9-10
1975	6-3	6-3	12-6	1993	4-3	1-5	5-8	2011	4-6	2-7	6-13
1976	4-5	3-6	7-11	1994	3-3	4-0	7-3	2012	7-2	4-6	11-8
1977	2-6	0-7	2-13	1995	3-4	2-4	5-8	2013	4-5	6-4	10-9
1978	4-2	2-7	6-9	1996	3-3	4-3	7-6	2014	2-7	7-3	9-10
1979	1-6	1-5	2-11	1997	3-3	2-4	5-7	2015	4-6	6-3	10-9
1980	3-3	4-3	7-6	1998	2-4	4-2	6-6	2016	5-5	4-5	9-10
1981	2-1	2-1	4-2	1999	4-2	1-5	5-7	2017	8-1	3-7	11-8
1982	3-3	2-5	5-8	2000	4-2	1-5	5-7	2018	7-3	6-3	13-6
1983	2-5	0-6	2-11	2001	4-5	5-5	9-10	2019	7-3	6-3	13-6
1984	5-1	3-4	8-5	2002	8-2	5-4	13-6	2020	3-0	4-3	7-3
1985	3-4	3-3	6-7	2003	8-1	7-3	15-4	2021	5-4	5-5	10-9
1986	2-4	1-6	3-10	2004	6-4	5-5	11-9	2022	4-6	4-5	8-11
1987	3-4	3-3	6-7	2005	4-6	7-2	11-8	<b>Totals</b>	<b>212-186</b>	<b>191-210</b>	<b>403-396</b>
1988	4-2	4-3	8-5	2006	4-5	5-5	9-10				
1989	4-3	4-2	8-5	2007	6-4	3-6	9-10				



# TORONTO BLUE JAYS



American League East

Rogers Centre

1 Blue Jays Way

Toronto, Ontario M5V 1J1

Phone: (416) 341-1000

Media Relations: (416) 341-1301

Chairman, Toronto Blue Jays ..... Edward Rogers  
 President and Chief Executive Officer ..... Mark Shapiro  
 Executive V.P., Baseball Operations & General Manager ..... Ross Atkins  
 Manager ..... John Schneider  
 46-28 (1 season)  
 Vice President, Communications ..... Andrea Goldstein (647) 801-4394  
 Manager, Baseball Communications ..... Adam Felton (647) 283-8795  
 Manager, Baseball Info. Communications ..... Rodney Heimstra (519) 702-6423  
 Stadium ..... Rogers Centre  
 Capacity / Opened ..... 41,500 / 1989

## SERIES FACTS

Longest A's Winning Streak: 9, July 22, 1980-May 24, 1981  
 Longest Blue Jays Winning Streak: 8, June 18-September 15, 1982  
 Last A's Series Sweep at Oakland (3 games): July 30-August 1, 2018  
 Last A's Series Sweep at Oakland (4 games): July 3-6, 2014  
 Last A's Series Sweep at Toronto (3 games): April 8-10, 2008  
 Last A's Series Sweep at Toronto (4 games): May 17-20, 2018  
 Last Blue Jays Series Sweep at Oakland (3 games): April 19-21, 2019  
 Last Blue Jays Series Sweep at Oakland (4 games): None  
 Last Blue Jays Series Sweep at Toronto (3 games): September 3-5, 2021  
 Last Blue Jays Series Sweep at Toronto (4 games): July 24-27, 2017  
 Most Runs in a Game by Oakland: 17 (twice), last: August 24, 2003 (17-2)  
 Most Runs in a Game by Toronto: 18, July 29, 1995 (18-11)  
 Widest Margin of Victory by Oakland: 16, July 25, 2012 (16-0)  
 Widest Margin of Victory by Toronto: 12 (twice), last: May 29, 2008 (12-0)

## SERIES BREAKDOWN

	W	L	PCT.
OAK vs. Blue Jays (1977-2022)	229	209	.523
<b>Totals</b>	<b>229</b>	<b>209</b>	<b>.523</b>
at the Coliseum	116	103	.530
at Rogers Centre	72	72	.500

## 2023 SCHEDULE

Dates	Site	Times
June 23-25	TOR	4:07, 1:07, 10:37
September 4-6	OAK	1:07, 6:40, 12:37

## 2022 RECAP

Date	H-A	W-L	Score	Winner	Loser
4/15	A	L	1-4	Cimber	Jefferies
4/16	A	W	7-5	Jiménez	Merryweather
4/17	A	L	3-4	Manoah	Oller
7/4	H	W	5-1	Irvin	Manoah
7/5	H	W	5-3	Martínez	Kikuchi
7/6	H	L	1-2	Cimber	Acevedo
<b>Totals</b>		<b>3-3</b>	<b>22-19</b>		

## YEAR-BY-YEAR SERIES RESULTS

Year	Home	Road	Totals	Year	Home	Road	Totals	Year	Home	Road	Totals
1977	2-3	5-0	7-3	1993	1-5	4-2	5-7	2009	2-4	1-2	3-6
1978	5-0	2-4	7-4	1994	2-1	3-0	5-1	2010	2-1	1-3	3-4
1979	2-4	2-4	4-8	1995	2-3	1-4	3-7	2011	2-2	3-3	5-5
1980	4-2	4-2	8-4	1996	1-5*	3-3	4-8	2012	3-3	2-1	5-4
1981	6-0	4-2	10-2	1997	4-1	2-4	6-5	2013	1-2	3-1	4-3
1982	0-6	3-3	3-9	1998	3-3	2-3	5-6	2014	4-0	0-3	4-3
1983	4-2	2-4	6-6	1999	2-2	6-0	8-2	2015	1-2	0-3	1-5
1984	2-4	2-4	4-8	2000	4-2	3-1	7-3	2016	2-1	1-2	3-3
1985	2-4	3-3	5-7	2001	2-1	4-2	6-3	2017	2-1	0-4	2-5
1986	5-1	3-3	8-4	2002	3-3	0-3	3-6	2018	3-0	4-0	7-0
1987	3-3	4-2	7-5	2003	2-1	3-1	5-2	2019	0-3	0-3	0-6
1988	3-3	6-0	9-3	2004	4-2	2-1	6-3	2021	2-2	0-3	2-5
1989	4-2	3-3	7-5	2005	4-3	1-2	5-5	2022	2-1	1-2	3-3
1990	2-4	5-1	7-5	2006	3-1	3-3	6-4	<b>Totals</b>	<b>116-105*</b>	<b>113-104</b>	<b>229-209</b>
1991	3-3	3-3	6-6	2007	2-4	3-0	5-4				
1992	3-3	3-3	6-6	2008	1-2	3-4	4-6				

\*includes 0-2 in Las Vegas

# ARIZONA DIAMONDBACKS



National League West  
 Chase Field  
 401 East Jefferson Street  
 Phoenix, AZ 85004  
 Phone: (602) 462-6500  
 Media Relations: (602) 462-6519

Managing General Partner ..... Ken Kendrick  
 President & Chief Executive Officer ..... Derrick Hall  
 Executive Vice President & General Manager ..... Mike Hazen  
 Manager ..... Torey Lovullo  
 411-459 (6 seasons)  
 Vice President, Communications ..... Casey Wilcox (602) 741-4810  
 Manager, Player and Media Relations ..... Shane Phillips (951) 265-9034  
 Stadium ..... Chase Field  
 Capacity / Opened ..... 48,330 / 1998

## SERIES FACTS

Longest A's Winning Streak: 6, August 19, 2020-present  
 Longest Diamondbacks Winning Streak: 4 (twice), last: June 8, 2012-August 28, 2015  
 Last A's Series Sweep at Arizona (3 games): July 6-8, 2001  
 Last Diamondbacks Series Sweep at Oakland (3 games): June 30-July 2, 2006  
 Last Diamondbacks Series Sweep at Arizona (3 games): June 8-10, 2012  
 Most Runs in a Game by Oakland: 15, June 17, 2008 (15-1)  
 Most Runs in a Game by Arizona: 12, June 7, 1998 (12-4)  
 Widest Margin of Victory by Oakland: 14, June 17, 2008 (15-1)  
 Widest Margin of Victory by Arizona: 10, June 18, 2008 (11-1)

## SERIES BREAKDOWN

	W	L	PCT.
OAK vs. Diamondbacks (1998-2021)	23	18	.561
<b>Totals</b>	<b>23</b>	<b>18</b>	<b>.561</b>
at the Coliseum	13	9	.591
at Chase Field	10	9	.526

## 2023 SCHEDULE

Dates	Site	Times
May 15-17	OAK	6:40, 6:40, 12:37

## 2021 RECAP

Date	H-A	W-L	Score	Winner	Loser
4/12	A	W	9-5	Bassitt	Bumgarner
4/13	A	W	7-5	Petit	Swarzak
6/8	H	W	5-2	Bassitt	Duplantier
6/9	H	W	4-0	Manaea	Peacock
<b>Totals</b>	<b>4-0</b>	<b>25-12</b>			

## YEAR-BY-YEAR SERIES RESULTS

Year	Home	Road	Totals	Year	Home	Road	Totals	Year	Home	Road	Totals
1998	2-1	0-0	2-1	2008	0-0	1-2	1-2	2018	2-1	0-0	2-1
1999	0-0	2-1	2-1	2009	1-2	0-0	1-2	2020	2-0	0-2	2-2
2000	2-1	0-0	2-1	2011	2-1	0-0	2-1	2021	2-0	2-0	4-0
2001	0-0	3-0	3-0	2012	0-0	0-3	0-3	<b>Totals</b>	<b>13-9</b>	<b>10-9</b>	<b>23-18</b>
2006	0-3	0-0	0-3	2015	0-0	2-1	2-1				

# ATLANTA BRAVES



National League East

Truist Park

755 Battery Avenue, SE

Atlanta, GA 30339

Phone: (404) 522-7630

Chairman ..... Terry McGuirk  
 President & CEO, Atlanta Braves ..... Derek Schiller  
 President, Baseball Operations and General Manager ..... Alex Anthopoulos  
 Manager ..... Brian Snitker  
 542-451 (7 seasons)  
 Director, Baseball Communications ..... Jonathan Kerber (404) 614-1379  
 Manager, Baseball Communications ..... Jared Burleyson (404) 614-1541  
 Manager, Player Relations ..... Franco Garcia (404) 614-2466  
 Stadium ..... Truist Park  
 Capacity / Opened ..... 41,184 / 2017

## SERIES FACTS

Longest A's Winning Streak: 1 (four times), last: May 17, 2008  
 Longest Braves Winning Streak: 11, May 18, 2008-present  
 Last Braves Series Sweep at Oakland (3 games): June 30-July 2, 2017  
 Last Braves Series Sweep at Atlanta (3 games): August 15-17, 2014  
 Most Runs in a Game by Oakland: 11, June 12, 2005 (11-5)  
 Most Runs in a Game by Atlanta: 13, June 8, 2022 (13-2)  
 Widest Margin of Victory by Oakland: 6, June 12, 2005 (11-5)  
 Widest Margin of Victory by Atlanta: 11, June 8, 2022 (13-2)

## SERIES BREAKDOWN

	W	L	PCT.
OAK vs. Braves (2003-22)	4	15	.211
<b>Totals</b>	<b>4</b>	<b>15</b>	<b>.211</b>
at the Coliseum	1	7	.125
at Truist Park	0	2	.000

## 2023 SCHEDULE

Dates	Site	Times
May 29-31	OAK	5:07, 6:40, 12:37

## 2022 RECAP

Date	H-A	W-L	Score	Winner	Loser
6/7	A	L	2-3	Wright	Trivino
6/8	A	L	2-13	Anderson	Koenig
9/6	H	L	9-10	Chavez	Payamps
9/7	H	L	3-7	Strider	Waldichuk
<b>Totals</b>		<b>0-4</b>	<b>16-33</b>		

## YEAR-BY-YEAR SERIES RESULTS

Year	Home	Road	Totals	Year	Home	Road	Totals	Year	Home	Road	Totals
2003	1-2	0-0	1-2	2014	0-0	0-3	0-3	2022	0-2	0-2	0-4
2005	0-0	2-1	2-1	2017	0-3	0-0	0-3	<b>Totals</b>	<b>1-7</b>	<b>3-9</b>	<b>4-15</b>
2008	0-0	1-2	1-2								

# CHICAGO CUBS



National League Central  
 Wrigley Field  
 1060 West Addison  
 Chicago, IL 60613  
 Phone: (773) 404-2827  
 Media Relations: (773) 404-4191

Chairman .....Tom Ricketts  
 President, Baseball Operations .....Jed Hoyer  
 General Manager .....Carter Hawkins  
 Manager .....David Ross  
 179-205 (3 seasons)  
 Director, Media Relations .....Jason Carr (773) 404-4023  
 Manager, Media Relations .....Joanna Schimmel (773) 404-4019  
 Stadium .....Wrigley Field  
 Capacity / Opened .....41,072 / 1914

## SERIES FACTS

Longest A's Winning Streak: 1 (five times), last: August 6, 2019  
 Longest Cubs Winning Streak: 4, August 5, 2016 to August 5, 2019  
 Last Cubs Series Sweep at Oakland (3 games): 3, August 5-7, 2016  
 Most Runs in a Game by Oakland: 11, August 6, 2019 (11-4)  
 Most Runs in a Game by Chicago: 10, August 7, 2019 (10-1)  
 Widest Margin of Victory by Oakland: 7, August 6, 2019 (11-4)  
 Widest Margin of Victory by Chicago: 9, August 7, 2019 (10-1)

## SERIES BREAKDOWN

	W	L	PCT.
OAK vs. Cubs (2004-19)	5	10	.333
<b>Totals</b>	<b>5</b>	<b>10</b>	<b>.333</b>
at the Coliseum	2	4	.333
at Wrigley Field	3	6	.333

## 2023 SCHEDULE

Dates	Site	Times
April 17-19	OAK	6:40, 6:40, 12:37

## 2019 RECAP

Date	H-A	W-L	Score	Winner	Loser
8/5	A	L	5-6	Wick	Treinen
8/6	A	W	11-4	Anderson	Lester
8/7	A	L	1-10	Quintana	Bailey
<b>Totals</b>		<b>1-2</b>	<b>17-20</b>		

## YEAR-BY-YEAR SERIES RESULTS

Year	Home	Road	Totals	Year	Home	Road	Totals	Year	Home	Road	Totals
2004	0-0	1-2	1-2	2013	2-1	0-0	2-1	2019	0-0	1-2	1-2
2010	0-0	1-2	1-2	2016	0-3	0-0	0-3	<b>Totals</b>	<b>2-4</b>	<b>3-6</b>	<b>5-10</b>

# CINCINNATI REDS



National League Central  
Great American Ball Park  
100 Joe Nuxhall Way  
Cincinnati, OH 45202  
Phone: (513) 765-7000  
Media Relations: (513) 765-7800

Chief Executive Officer.....Bob Castellini  
Vice President, General Manager.....Nick Krall  
Manager.....David Bell  
251-295 (4 seasons)  
Vice President, Media Relations.....Rob Butcher (513) 608-3622  
Director, Media Relations.....Larry Herms (513) 702-8834  
Director, Media Relations, Digital Content.....Jamie Ramsey (513) 806-6053  
Stadium.....Great American Ball Park  
Capacity / Opened.....42,271 / 2003

## SERIES FACTS

Longest A's Winning Streak: 7, June 21, 2002-June 18, 2007  
Longest Reds Winning Streak: 4, August 6, 2013 to June 11, 2016  
Last A's Series Sweep at Oakland (3 games): June 7-9, 2004  
Last A's Series Sweep at Cincinnati (3 games): June 21-23, 2002  
Last Reds Series Sweep at Oakland (3 games): June 21-23, 2010  
Most Runs in a Game by Oakland: 17, June 9, 2004 (17-8)  
Most Runs in a Game by Cincinnati: 8, June 9, 2004 (8-17)  
Widest Margin of Victory by Oakland: 11, June 7, 2004 (13-2)  
Widest Margin of Victory by Cincinnati: 3 (three times), last: May 9, 2019 (3-0)

## SERIES BREAKDOWN

	W	L	PCT.
OAK vs. Reds (2002-19)	13	9	.591
<b>Totals</b>	<b>13</b>	<b>9</b>	<b>.591</b>
at the Coliseum	9	5	.643
at Great American Ballpark	1	4	.200

## 2023 SCHEDULE

Dates	Site	Times
April 28-30	OAK	6:40, 1:07, 1:07

## 2019 RECAP

Date	H-A	W-L	Score	Winner	Loser
5/7	H	W	2-0	Fiers	Mahle
5/8	H	W	5-4	Hendriks	Stephenson
5/9	H	L	0-3	Roark	Bassitt
<b>Totals</b>		<b>2-1</b>	<b>7-7</b>		

## YEAR-BY-YEAR SERIES RESULTS

Year	Home	Road	Totals	Year	Home	Road	Totals	Year	Home	Road	Totals
2002	0-0	3-0	3-0	2010	0-3	0-0	0-3	2019	2-1	0-0	2-1
2004	3-0	0-0	3-0	2013	2-0	0-2	2-2	<b>Totals</b>	<b>9-5</b>	<b>4-4</b>	<b>13-9</b>
2007	2-1	0-0	2-1	2016	0-0	1-2	1-2				

# COLORADO ROCKIES



National League West

Coors Field

2001 Blake Street

Denver, CO 80205

Phone: (303) 292-0200

Media Relations: (303) 312-2325

Owner/Chairman and Chief Executive Officer.....Richard L. Monfort

Senior Vice President and General Manager.....Bill Schmidt

Manager.....Bud Black

1066-1166 (15 seasons)

417-453 (6 seasons with Colorado)

Director, Communications.....Cory Little (303) 312-2232

Supervisor, Communications.....Shelby Cravens (720) 648-7019

Stadium.....Coors Field

Capacity / Opened.....50,144 / 1995

## SERIES FACTS

Longest A's Winning Streak: 4 (twice), last: June 12, 2012-June 29, 2015

Longest Rockies Winning Streak: 6, July 27, 2018-September 15, 2020

Last A's Series Sweep at Oakland: July 15-17, 2001

Last A's Series Sweep at Colorado: June 12-14, 2012

Last Rockies Series Sweep at Oakland: June 26-28, 2009

Last Rockies Series Sweep at Colorado: July 27-29, 2018

Most Runs in a Game by Oakland: 11, July 17, 2000 (11-10)

Most Runs in a Game by Colorado: 18, July 18, 2000 (18-3)

Widest Margin of Victory by Oakland: 6, June 29, 2015 (7-1)

Widest Margin of Victory by Colorado: 15, July 18, 2000 (18-3)

## SERIES BREAKDOWN

	W	L	PCT.
OAK vs. Rockies (1997-2021)	18	20	.474
<b>Totals</b>	<b>18</b>	<b>20</b>	<b>.474</b>
at the Coliseum	9	7	.563
at Coors Field	9	13	.409

## 2023 SCHEDULE

Dates	Site	Times
July 28-30	COL	5:40, 5:10, 12:10

## 2021 RECAP

Date	H-A	W-L	Score	Winner	Loser
6/4	A	W	9-5	Montas	Gray
6/5	A	W	6-3	Irvin	Freeland
6/6	A	L	1-3	Márquez	Kaprielian
<b>Totals</b>		<b>2-1</b>	<b>16-11</b>		

## YEAR-BY-YEAR SERIES RESULTS

Year	Home	Road	Totals	Year	Home	Road	Totals	Year	Home	Road	Totals
1997	1-1	0-2	1-3	2006	0-0	1-2	1-2	2020	0-2	1-1	1-3
1998	0-0	1-2	1-2	2009	0-3	0-0	0-3	2021	0-0	2-1	2-1
1999	3-0	0-0	3-0	2012	0-0	3-0	3-0	<b>Totals</b>	<b>9-7</b>	<b>9-13</b>	<b>18-20</b>
2000	0-0	1-2	1-2	2015	2-1	0-0	2-1				
2001	3-0	0-0	3-0	2018	0-0	0-3	0-3				

# LOS ANGELES DODGERS



National League West  
 Dodger Stadium  
 1000 Vin Scully Avenue  
 Los Angeles, CA 90012  
 Phone: (323) 224-1500  
 Media Relations: (323) 224-1301

Chairman & Owner.....Mark Walter  
 President & CEO.....Stan Kasten  
 President of Baseball Operations.....Andrew Friedman  
 Executive Vice President & General Manager.....Brandon Gomes  
 Manager.....Dave Roberts  
 653-381 (7 seasons)  
 Senior Director, Public Relations.....Joe Jareck (323) 224-1549  
 Director, Player Relations & Publicity.....Juan Dorado (323) 224-1342  
 Stadium.....Dodger Stadium  
 Capacity / Opened.....56,000 / 1962

## SERIES FACTS

Longest A's Winning Streak: 4 (twice), last: June 19, 2012-July 28, 2015  
 Longest Dodgers Winning Streak: 3 (twice), last: Sept. 24, 2020-April 6, 2021  
 Last A's Series Sweep at Oakland: June 19-21, 2012  
 Most Runs in a Game by Oakland: 16, April 11, 2018 (16-6)  
 Most Runs in a Game by Los Angeles: 10 (twice), last: April 5, 2021 (10-3)  
 Widest Margin of Victory by Oakland: 10, April 11, 2018 (16-6)  
 Widest Margin of Victory by Los Angeles: 7, April 5, 2021 (10-3)

## SERIES BREAKDOWN

	W	L	PCT.
OAK vs. Dodgers (1997-2021)	23	16	.590
<b>Totals</b>	<b>23</b>	<b>16</b>	<b>.590</b>
at the Coliseum	16	5	.762
at Dodger Stadium	7	11	.389

## 2023 SCHEDULE

Dates	Site	Times
August 1-3	LAD	7:10, 7:10, 7:10

## 2021 RECAP

Date	H-A	W-L	Score	Winner	Loser
4/5	H	L	3-10	May	Montas
4/6	H	L	1-5	Kershaw	Bassitt
4/7	H	W	4-3	Petit	Nelson
<b>Totals</b>		<b>1-2</b>	<b>8-18</b>		

## YEAR-BY-YEAR SERIES RESULTS

Year	Home	Road	Totals	Year	Home	Road	Totals	Year	Home	Road	Totals
1997	1-1	0-2	1-3	2006	3-0	0-0	3-0	2020	0-0	1-2	1-2
1998	0-0	1-2	1-2	2009	0-0	1-2	1-2	2021	1-2	0-0	1-2
1999	3-0	0-0	3-0	2012	3-0	0-0	3-0	<b>Totals</b>	<b>16-5</b>	<b>7-11</b>	<b>23-16</b>
2000	0-0	2-1	2-1	2015	2-0	1-1	3-1				
2001	2-1	0-0	2-1	2018	1-1	1-1	2-2				



# MIAMI MARLINS



National League East  
 Loandepot Park  
 501 Marlins Way  
 Miami, FL 33125  
 Phone: (305) 480-1300

Chairman and Principal Owner .....Bruce Sherman  
 General Manager.....Kim Ng  
 Manager ..... Skip Schumaker  
 0-0 (1st season)  
 Sr. Vice President, Communications & Outreach..... Jason Latimer (305) 812-3654  
 Director, Communications ..... Jon Erik Alvarez (305) 281-8559  
 Stadium.....Loan Depot Park  
 Capacity / Opened .....37,446 / 2012

## SERIES FACTS

Longest A's Winning Streak: 3, June 27-29, 2014  
 Longest Marlins Winning Streak: 4, June 13, 2017-August 23, 2022  
 Last A's Series Sweep at Miami (3 games): June 27-29, 2014  
 Most Runs in a Game by Oakland: 9 (twice), last: May 23, 2017 (9-11)  
 Most Runs in a Game by Miami: 13, June 3, 2003 (13-2)  
 Widest Margin of Victory by Oakland: 6, June 22, 2008 (7-1)  
 Widest Margin of Victory by Miami: 11, June 3, 2003 (13-2)

## SERIES BREAKDOWN

	W	L	PCT.
OAK vs. Marlins (2003-22)	9	10	.474
<b>Totals</b>	<b>9</b>	<b>10</b>	<b>.474</b>
at the Coliseum	5	6	.455
at Loan Depot Park	3	2	.600

## 2023 SCHEDULE

Dates	Site	Times
June 2-4	MIA	3:40, 1:10, 10:40

## 2022 RECAP

Date	H-A	W-L	Score	Winner	Loser
8/22	H	L	0-3	Cabrera	Oller
8/23	H	L	3-5	Lopez	Logue
8/24	H	W	3-2 (10)	Puk	Bleier
<b>Totals</b>		<b>1-2</b>	<b>6-10</b>		

## YEAR-BY-YEAR SERIES RESULTS

Year	Home	Road	Totals	Year	Home	Road	Totals	Year	Home	Road	Totals
2003	0-0	1-2	1-2	2014	0-0	3-0	3-0	2022	1-2	0-0	1-2
2008	2-1	0-0	2-1	2017	1-1	0-2	1-3	<b>Totals</b>	<b>5-6</b>	<b>4-4</b>	<b>9-10</b>
2011	1-2	0-0	1-2								

# MILWAUKEE BREWERS



National League Central

American Family Field

One Brewers Way

Milwaukee, WI 53214

Phone: (414) 902-4400

Media Relations: (414) 902-4500

Chairman and Principal Owner ..... Mark Attanasio  
 Senior Vice President and General Manager..... Matt Arnold  
 Manager ..... Craig Counsell  
 615-555 (8 seasons)  
 Senior VP, Communications & Affiliate Operations....Tyler Barnes (414) 902-4468  
 Senior Director, Media Relations.....Mike Vassallo (414) 902-4473  
 Manager, Media Relations.....Andrew Gruman (414) 902-4470  
 Stadium.....American Family Field  
 Capacity / Opened .....41,700 / 2001

## SERIES FACTS

Longest A's Winning Streak: 9, October 1, 1970-June 20, 1971  
 Longest Brewers Winning Streak: 8 (twice), last: June 16, 1991-June 8, 1992  
 Last A's Series Sweep at Oakland (3 games): June 10-12, 2002  
 Last A's Series Sweep at Oakland (4 games): None  
 Last A's Series Sweep at Milwaukee (3 games): June 20-22, 1988  
 Last A's Series Sweep at Milwaukee (4 games): None  
 Last Brewers Series Sweep at Oakland (3 games): August 23-25, 1991  
 Last Brewers Series Sweep at Oakland (4 games): None  
 Last Brewers Series Sweep at Milwaukee (3 games): September 25-27, 1992  
 Last Brewers Series Sweep at Milwaukee (4 games): August 24-26, 1993  
 Most Runs in a Game by Oakland: 19, May 15, 1985 (19-3)  
 Most Runs in a Game by Milwaukee: 16, June 13, 1996 (16-3)  
 Widest Margin of Victory by Oakland: 16, May 15, 1985 (19-3)  
 Widest Margin of Victory by Milwaukee: 13, June 13, 1996 (16-3)

## SERIES BREAKDOWN

	W	L	PCT.
OAK vs. Seattle Pilots (1969)	13	5	.722
OAK vs. Brewers (1970-2019)	181	159	.533
<b>Totals</b>	<b>194</b>	<b>164</b>	<b>.542</b>
at the Coliseum (since 1970)	106	66	.616
at American Family Field	2	3	.400

## 2023 SCHEDULE

Dates	Site	Times
June 9-11	MIL	5:10, 1:10, 11:10

## 2019 RECAP

Date	H-A	W-L	Score	Winner	Loser
7/30	H	W	3-2	Treinen	Hader
7/31	H	L	2-4	Lyles	Anderson
8/1	H	W	5-3	Treinen	Hader
<b>Totals</b>		<b>2-1</b>	<b>10-9</b>		

## YEAR-BY-YEAR SERIES RESULTS

Year	Home	Road	Totals	Year	Home	Road	Totals	Year	Home	Road	Totals
1970	6-3	4-5	10-8	1981	2-1	0-3	2-4	1992	3-3	2-4	5-7
1971	7-2	8-1	15-3	1982	2-4	3-3	5-7	1993	5-1	0-6	5-7
1972	4-2	4-2	8-4	1983	4-2	2-4	6-6	1994	1-2	0-2	1-4
1973	4-2	4-2	8-4	1984	4-2	4-2	8-4	1995	1-3	1-4	2-7
1974	4-2	3-3	7-5	1985	4-2	5-1	9-3	1996	3-3	2-4	5-7
1975	3-3	4-2	7-5	1986	5-1	2-4	7-5	1997	5-1	1-4	6-5
1976	5-1	2-4	7-5	1987	3-3	3-3	6-6	2002	3-0	0-0	3-0
1977	3-2	2-3	5-5	1988	4-2	5-1	9-3	2013	0-0	2-1	2-1
1978	0-5	1-4	1-9	1989	4-2	3-3	7-5	2016	1-1	0-2	1-3
1979	4-2	2-4	6-6	1990	5-1	2-4	7-5	2019	2-1	0-0	2-1
1980	2-4	3-3	5-7	1991	3-3	1-5	4-8	<b>Totals</b>	<b>106-66</b>	<b>75-93</b>	<b>181-159</b>

# NEW YORK METS



National League East

Citi Field

41 Seaver Way

Flushing, NY 11368

Phone: (718) 507-METS

Media Relations: (718) 565-4330

Owner, Chairman and CEO ..... Steven A. Cohen  
 President ..... Sandy Alderson  
 General Manager ..... Billy Eppler  
 Manager ..... Buck Showalter

1652-1578 (21 seasons)  
 101-61 (1 season with New York)

Senior Director, Communications ..... Ethan Wilson (718) 791-5929  
 Director, Communications and Publications ..... Zach Weber (516) 642-6718  
 Stadium ..... Citi Field  
 Capacity / Opened ..... 41,922 / 2009

## SERIES FACTS

Longest A's Winning Streak: 2 (twice), last: June 25-August 19, 2014  
 Longest Mets Winning Streak: 4, June 16, 2005-June 24, 2007  
 Last Mets Series Sweep at New York (3 games): June 22-24, 2007  
 Most Runs in a Game by Oakland: 10, September 24, 2022 (10-4)  
 Most Runs in a Game by New York: 13, September 25, 2022 (13-4)  
 Widest Margin of Victory by Oakland: 6, September 24, 2022 (10-4)  
 Widest Margin of Victory by New York: 9 (twice), last: September 25, 2022 (13-4)

## SERIES BREAKDOWN

	W	L	PCT.
OAK vs. Mets (2005-22)	7	12	.375
<b>Totals</b>	<b>7</b>	<b>12</b>	<b>.368</b>
at the Coliseum	4	4	.500
at Citi Field	3	5	.375

## 2023 SCHEDULE

Dates	Site	Times
April 14-16	OAK	6:40, 1:07, 1:07

## 2022 RECAP

Date	H-A	W-L	Score	Winner	Loser
9/23	H	L	2-9	Bassitt	Irvin
9/24	H	W	10-4	Waldichuk	deGrom
9/25	H	L	4-13	Scherzer	Sears
<b>Totals</b>		<b>1-2</b>	<b>16-26</b>		

## YEAR-BY-YEAR SERIES RESULTS

Year	Home	Road	Totals	Year	Home	Road	Totals	Year	Home	Road	Totals
2005	2-1	0-0	2-1	2014	1-1	1-1	2-2	2022	1-2	0-0	1-2
2007	0-0	0-3	0-3	2017	0-0	1-2	1-2	<b>Totals</b>	<b>4-4</b>	<b>3-8</b>	<b>7-12</b>
2011	0-0	1-2	1-2								

# PHILADELPHIA PHILLIES



National League East

Citizens Bank Park

One Citizens Bank Way

Philadelphia, PA 19148

Phone: (215) 463-6000

Press Box: (215) 218-5264

Managing Partner ..... John Middleton  
 President, Baseball Operations ..... David Dombrowski  
 Vice President and General Manager ..... Sam Fuld  
 Manager ..... Rob Thomson  
 65-46 (1 season)  
 Vice President, Baseball Communications ..... Kevin Gregg (215) 218-5297  
 Director, Baseball Communications ..... Chris Ware (215) 218-5245  
 Coordinator, Baseball Communications ..... Kenny Ayres (215) 218-5142  
 Stadium ..... Citizens Bank Park  
 Capacity / Opened ..... 42,792 / 2004

## SERIES FACTS

Longest A's Winning Streak: 3, June 18, 2005-June 24, 2008  
 Longest Phillies Winning Streak: 3, June 8, 2003-June 17, 2005  
 Most Runs in a Game by Oakland: 8, September 21, 2014 (8-6)  
 Most Runs in a Game by Philadelphia: 9, April 8, 2022 (9-5)  
 Widest Margin of Victory by Oakland: 5, June 26, 2008 (5-0)  
 Widest Margin of Victory by Philadelphia: 6, June 8, 2003 (7-1)

## SERIES BREAKDOWN

	W	L	PCT.
OAK vs. Phillies (2003-22)	11	10	.524
<b>Totals</b>	<b>11</b>	<b>10</b>	<b>.524</b>
at the Coliseum	6	3	.667
at Citizens Bank Park	4	5	.444

## 2023 SCHEDULE

Dates	Site	Times
June 16-18	PHI	6:40, 1:07, 1:07

## 2022 RECAP

Date	H-A	W-L	Score	Winner	Loser
4/8	A	L	5-9	Nola	Montas
4/9	A	L	2-4	Gibson	Irvin
4/10	A	W	4-1	Jefferies	Falter
<b>Totals</b>		<b>1-2</b>	<b>11-14</b>		

## YEAR-BY-YEAR SERIES RESULTS

Year	Home	Road	Totals	Year	Home	Road	Totals	Year	Home	Road	Totals
2003	0-0	1-2	1-2	2011	0-0	1-2	1-2	2022	0-0	1-2	1-2
2005	2-1	0-0	2-1	2014	2-1	0-0	2-1	<b>Totals</b>	<b>6-3</b>	<b>5-7</b>	<b>11-10</b>
2008	2-1	0-0	2-1	2017	0-0	2-1	2-1				

# PITTSBURGH PIRATES



National League Central  
 PNC Park at North Shore  
 115 Federal Street  
 Pittsburgh, PA 15212  
 Phone: (412) 323-5000  
 Media Relations: (412) 325-4728

Chairman of the Board ..... Bob Nutting  
 President ..... Travis Williams  
 General Manager ..... Ben Cherington  
 Manager ..... Derek Shelton  
 142-242 (3 seasons)  
 Director, Baseball Communications ..... Patrick Kurish  
 Director, Media Relations ..... Dan Hart (412) 325-4976  
 Stadium ..... PNC Park  
 Capacity / Opened ..... 38,080 / 2001

## SERIES FACTS

Longest A's Winning Streak: 11, June 18, 2002 to July 9, 2013  
 Longest Pirates Winning Streak: 4, July 10, 2013 to July 3, 2016  
 Last A's Series Sweep at Oakland (3 games): June 25-27, 2010  
 Last A's Series Sweep at Pittsburgh (3 games): June 18-20, 2002  
 Last Pirates Series Sweep at Oakland (3 games): July 1-3, 2016  
 Most Runs in a Game by Oakland: 14 (twice), last: May 3, 2019 (14-1)  
 Most Runs in a Game by Pittsburgh: 11, June 12, 2004 (11-12)  
 Widest Margin of Victory by Oakland: 13, May 3, 2019 (14-1)  
 Widest Margin of Victory by Pittsburgh: 5, July 10, 2013 (5-0)

## SERIES BREAKDOWN

	W	L	PCT.
OAK vs. Pirates (2002-19)	12	6	.667
<b>Totals</b>	<b>12</b>	<b>6</b>	<b>.667</b>
at the Coliseum	6	3	.667
at PNC Park	6	3	.667

## 2023 SCHEDULE

Dates	Site	Times
June 5-7	PIT	4:05, 4:05, 9:35

## 2019 RECAP

Date	H-A	W-L	Score	Winner	Loser
5/3	A	W	14-1	Anderson	Musgrove
5/4	A	L	4-6	Feliz	Wendelken
5/5	A	L	3-5	Lyons	Rodney
<b>Totals</b>	<b>1-2</b>	<b>21-12</b>			

## YEAR-BY-YEAR SERIES RESULTS

Year	Home	Road	Totals	Year	Home	Road	Totals	Year	Home	Road	Totals
2002	0-0	3-0	3-0	2013	0-0	2-1	2-1	2019	0-0	1-2	1-2
2004	3-0	0-0	3-0	2016	0-3	0-0	0-3	<b>Totals</b>	<b>6-3</b>	<b>6-3</b>	<b>12-4</b>
2010	3-0	0-0	3-0								

# ST. LOUIS CARDINALS



National League Central

Busch Stadium

700 Clark Street

St. Louis, MO 63102

Phone: (314) 345-9600

Media Relations: (314) 345-9600

Chairman and Chief Executive Officer.....William O. DeWitt, Jr.  
 President..... Bill DeWitt III  
 President of Baseball Operations.....John Mozeliak  
 Vice President/General Manager..... Michael Girsch  
 Manager..... Oliver Marmol  
 93-69 (1 season)  
 Director, Communications.....Brian Bartow (314) 345-9313  
 Assistant Director, Communications..... Michael Whitty (314) 345-9877  
 Stadium..... Busch Stadium  
 Capacity / Opened .....44,158 / 2006

## SERIES FACTS

Longest A's Winning Streak: 6, August 27, 2016 to present  
 Longest Cardinals Winning Streak: 4, June 16, 2007-June 19, 2010  
 Last Cardinals Series Sweep at St. Louis (3 games): June 15-17 2004  
 Most Runs in a Game by Oakland: 14, June 15, 2007 (14-3)  
 Most Runs in a Game by St. Louis: 15, June 16, 2007 (15-6)  
 Widest Margin of Victory by Oakland: 11, June 15, 2007 (14-3)  
 Widest Margin of Victory by St. Louis: 9, June 16, 2007 (15-6)

## SERIES BREAKDOWN

	W	L	PCT.
OAK vs. Cardinals (2004-19)	10	9	.526
<b>Totals</b>	<b>10</b>	<b>9</b>	<b>.526</b>
at the Coliseum	5	3	.625
at Busch Stadium	5	3	.625

## 2023 SCHEDULE

Dates	Site	Times
August 14-16	STL	4:45, 4:45, 3:45

## 2019 RECAP

Date	H-A	W-L	Score	Winner	Loser
6/25	A	W	7-3	Wendelken	Flaherty
6/26	A	W	2-0	Mengden	Wainwright
8/3	H	W	8-3	Fiers	Hudson
8/4	H	W	4-2	Roark	Wainwright
<b>Totals</b>	<b>4-0</b>	<b>21-8</b>			

## YEAR-BY-YEAR SERIES RESULTS

Year	Home	Road	Totals	Year	Home	Road	Totals	Year	Home	Road	Totals
2004	0-0	0-3	0-3	2013	2-1	0-0	2-1	2019	2-0	2-0	4-0
2007	1-2	0-0	1-2	2016	0-0	2-1	2-1	<b>Totals</b>	<b>5-3</b>	<b>5-6</b>	<b>10-9</b>
2010	0-0	1-2	1-2								

# SAN DIEGO PADRES



National League West

PETCO Park

100 Park Boulevard

San Diego, CA 92101

Phone: (619) 795-5000

Media Relations: (619) 795-5265

Chairman ..... Peter Seidler  
 President, Baseball Operations & General Manager ..... A.J. Preller  
 Manager ..... Bob Melvin  
 1435-1345 (19 seasons)  
 89-73 (1 season with San Diego)  
 Director, Media Relations & Baseball Info ..... Darren Feeney (617) 787-4134  
 Manager, Media Relations & Baseball Info ..... J.P. Nolan  
 Stadium ..... Petco Park  
 Capacity / Opened ..... 40,019 / 2004

## SERIES FACTS

Longest A's Winning Streak: 5, June 5, 2000-June 13, 2001  
 Longest Padres Winning Streak: 3, June 14, 2001-June 28, 2006  
 Last A's Series Sweep at Oakland (three games): June 5-7, 2000  
 Most Runs in a Game by Oakland: 16, June 17, 2015 (16-2)  
 Most Runs in a Game by San Diego: 15, June 30, 1997 (15-6)  
 Widest Margin of Victory by Oakland: 14, June 17, 2015 (16-2)  
 Widest Margin of Victory by San Diego: 9, June 30, 1997 (15-6)

## SERIES BREAKDOWN

	W	L	PCT.
OAK vs. Padres (1997-2021)	26	14	.650
<b>Totals</b>	<b>26</b>	<b>14</b>	<b>.650</b>
at the Coliseum	13	7	.650
at Petco Park	8	4	.667

## 2023 SCHEDULE

Dates	Site	Times
September 15-17	OAK	6:40, 1:07, 1:07

## 2021 RECAP

Date	H-A	W-L	Score	Winner	Loser
7/27	A	L	4-7	Paddack	Kaprielian
7/28	A	W	10-4	Manaea	Snell
8/3	H	L	1-8	Snell	Manaea
8/4	H	W	5-4	Trivino	Hill
<b>Totals</b>	<b>2-2</b>	<b>20-23</b>			

## YEAR-BY-YEAR SERIES RESULTS

Year	Home	Road	Totals	Year	Home	Road	Totals	Year	Home	Road	Totals
1997	1-1	2-0	3-1	2006	0-0	1-2	1-2	2020	1-2	0-0	1-2
1998	2-1	0-0	2-1	2009	0-0	2-1	2-1	2021	1-1	1-1	2-2
1999	0-0	1-2	1-2	2012	2-1	0-0	2-1	<b>Totals</b>	<b>13-7</b>	<b>13-7</b>	<b>26-14</b>
2000	3-0	0-0	3-0	2015	1-1	2-0	3-1				
2001	0-0	2-1	2-1	2018	2-0	2-0	4-0				



# SAN FRANCISCO GIANTS



National League West

Oracle Park

24 Willie Mays Plaza

San Francisco, CA 94107

Phone: (415) 972-2000

Media Relations: (415) 972-2445

President and Chief Executive Officer ..... Laurence M. Baer  
 President, Baseball Operations ..... Farhan Zaidi  
 General Manager ..... Scott Harris  
 Manager ..... Gabe Kapler  
 378-330 (5 seasons)  
 217-167 (3 seasons with San Francisco)  
 Vice President, Media Relations ..... Matt Chisholm (415) 972-2441  
 Senior Director, Broadcast Communications and Media Operations .....  
 Maria Jacinto (415) 972-2447  
 Manager, Media Relations ..... Megan Brown (415) 972-2440  
 Stadium ..... Oracle Park  
 Capacity / Opened ..... 41,331 / 2000

## SERIES FACTS

Longest A's Winning Streak: 7, June 8, 2007-June 27, 2008  
 Longest Giants Winning Streak: 6, June 11, 2010-May 22, 2011  
 Last A's Series Sweep at Oakland (2 games): July 7-8, 2014  
 Last A's Series Sweep at Oakland (3 games): June 17-19, 2011  
 Last A's Series Sweep at San Francisco (2 games): June 27-28, 2016  
 Last A's Series Sweep at San Francisco (3 games): August 14-16, 2020  
 Last Giants Series Sweep at Oakland (2 games): August 6-7, 2022  
 Last Giants Series Sweep at Oakland (3 games): None  
 Last Giants Series Sweep at San Francisco (3 games): July 24-26, 2015  
 Most Runs in a Game by Oakland: 16, June 26, 2005 (16-0)  
 Most Runs in a Game by San Francisco: 18, June 4, 2000 (18-2)  
 Widest Margin of Victory by Oakland: 16, June 26, 2005 (16-0)  
 Widest Margin of Victory by San Francisco: 16, June 4, 2000 (18-2)

## SERIES BREAKDOWN

	W	L	PCT.
OAK vs. Giants (1997-2022)	72	68	.522
<b>Totals</b>	<b>72</b>	<b>68</b>	<b>.514</b>
at the Coliseum	39	31	.557
at Oracle Park	29	34	.460

## 2023 SCHEDULE

Dates	Site	Times
July 25-26	SF	6:45, 6:45
August 5-6	OAK	4:07, 1:07

## 2022 RECAP

Date	H-A	W-L	Score	Winner	Loser
4/26	A	L	2-8	Rodon	Jefferies
4/27	A	W	1-0	Blackburn	Long
8/6	H	L	3-7	Rodon	Oller
8/7	H	L	4-6	Webb	Martínez
<b>Totals</b>	<b>1-3</b>	<b>10-21</b>			

## YEAR-BY-YEAR SERIES RESULTS

Year	Home	Road	Totals	Year	Home	Road	Totals	Year	Home	Road	Totals
1997	1-1	1-1	2-2	2006	1-2	2-1	3-3	2015	1-2	0-3	1-5
1998	0-2	2-0	2-2	2007	2-1	3-0	5-1	2016	1-1	2-0	3-1
1999	2-1	1-2	3-3	2008	1-2	3-0	4-2	2017	1-1	1-1	2-2
2000	2-1	1-2	3-3	2009	1-2	0-3	1-5	2018	2-1	2-1	4-2
2001	2-1	0-3	2-4	2010	3-0	0-3	3-3	2019	0-2	1-1	1-3
2002	2-1	2-1	4-2	2011	3-0	0-3	3-3	2020	2-1	3-0	5-1
2003	2-1	1-2	3-3	2012	1-2	1-2	2-4	2021	1-2	1-2	2-4
2004	1-2	2-1	3-3	2013	2-0	1-1	3-1	2022	0-2	1-1	1-3
2005	3-0	1-2	4-2	2014	2-0	1-1	3-1	<b>Totals</b>	<b>39-31</b>	<b>33-37</b>	<b>72-68</b>

## DURING THE SPRING

The A's and Giants began playing Spring Training games in the Bay Area in 1983 and have played at least one game in Oakland or San Francisco every year except for 2000, 2021 and 2022. Oakland is 49-43-2 (.532) in those games, which includes 21-16 (.568) in the Coliseum, 16-20-2 (.447) at Oracle Park and 12-7 (.632) at Candlestick Park. The A's have won 17 series, lost 14 and split six. For the last 18 years, the two clubs have played once in Oakland and twice in San Francisco, with the exception of 2014 when the game in Oakland was rained out, 2020 when there was just one game in each city due to Covid-19, and 2021 and 2022 when the two clubs did not play in the Bay Area. There have been four three-game sweeps, with the A's winning all three meetings in 1989 and 2019 and the Giants taking all three in 2011 and 2017.

# WASHINGTON NATIONALS



National League East

Nationals Park

1500 South Capitol St., SE

Washington, DC 20003

Phone: (202) 640-7000

Managing Principal Owner..... Theodore N. Lerner  
 President of Baseball Operations and General Manager ..... Mike Rizzo  
 Manager ..... Dave Martinez  
 321-387 (5 seasons)  
 Senior Executive Director, Communications..Elizabeth Alexander (202) 640-7710  
 Director, Communications..... Kyle Brostowitz (202) 640-7439  
 Stadium ..... Nationals Park  
 Capacity / Opened .....41,506 / 2008

## SERIES FACTS

Longest A's Winning Streak: 3, May 9-11, 2014  
 Longest Nationals Winning Streak: 3, June 7-9, 2005  
 Last A's Series Sweep at Oakland (3 games): May 9-11, 2014  
 Last Nationals Series Sweep at Washington (3 games): June 7-9, 2005  
 Most Runs in a Game by Oakland: 10 (three times), last: August 30, 2022 (10-6)  
 Most Runs in a Game by Washington: 13, June 2, 2017 (13-3)  
 Widest Margin of Victory by Oakland: 8 (twice), last: May 11, 2014 (9-1)  
 Widest Margin of Victory by Washington: 10, June 2, 2017 (13-3)

## SERIES BREAKDOWN

	W	L	PCT.
OAK vs. Expos (2003)	3	0	1.000
OAK vs. Nationals (2005-22)	5	7	.417
<b>Totals</b>	<b>8</b>	<b>7</b>	<b>.533</b>
at the Coliseum (since 2005)	4	2	.667
at Nationals Park	1	2	.333

## 2023 SCHEDULE

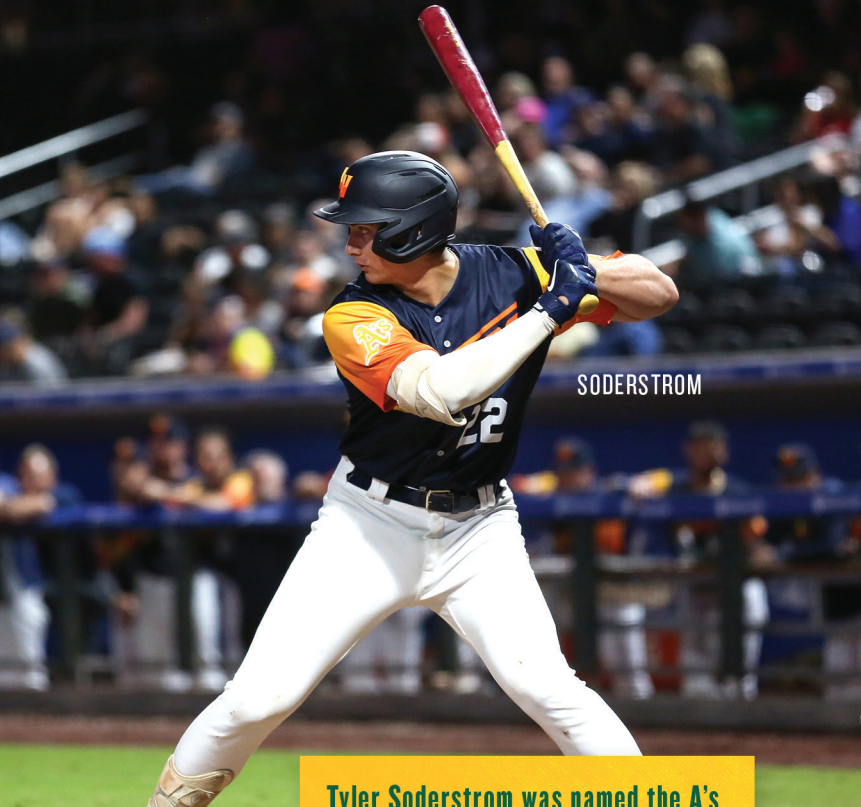
Dates	Site	Times
August 11-13	WSH	4:05, 4:05, 10:35

## 2022 RECAP

Date	H-A	W-L	Score	Winner	Loser
8/30	A	W	10-6	Irvin	Fedde
8/31	A	L	1-5	Sánchez	Kaprielian
9/1	A	L	5-7 (10)	Harvey	Ruiz
<b>Totals</b>		<b>1-2</b>	<b>16-18</b>		


## YEAR-BY-YEAR SERIES RESULTS

Year	Home	Road	Totals	Year	Home	Road	Totals	Year	Home	Road	Totals
2005	0-0	0-3	0-3	2017	1-2	0-0	1-2	2022	0-0	1-2	1-2
2014	3-0	0-0	3-0					<b>Totals</b>	<b>4-2</b>	<b>1-5</b>	<b>5-7</b>



SODERSTROM

Tyler Soderstrom was named the A's Organizational Hitter of the Year in 2022 and Hogan Harris earned Pitcher of the Year honors.



HARRIS

# PLAYER DEVELOPMENT

# ATHLETICS MINOR LEAGUE AFFILIATES

## LAS VEGAS AVIATORS (TRIPLE-A)

Las Vegas Ballpark  
1650 S. Pavilion Center Drive  
Las Vegas, NV 89135  
(702) 943-7200  
www.aviatorslv.com  
**League:** Triple-A West  
**President/CEO:** Don Logan  
**General Manager:** Chuck Johnson  
**Media Relations:** Jim Gemma  
jgemma@aviatorslv.com; (702) 943-7226  
**Manager:** Fran Riordan  
**Pitching Coach:** Bryan Corey  
**Hitting Coach:** Brian McArn  
**Asst. Hitting Coach:** Todd Takayoshi  
**Head Athletic Trainer:** Shane Zdebiak  
**Assistant Athletic Trainer:** Dave Comeau  
**Sport Performance Coach:** Matt Mosiman



## STOCKTON PORTS (SINGLE-A)

Banner Island Ballpark  
404 West Fremont Street  
Stockton, CA 95203  
(209) 644-1900  
www.stocktonports.com  
**League:** Low-A West  
**Chairman/CEO:** Tom Volpe  
**President:** Pat Filippone  
**General Manager:** Jordan Feneck  
**Media Relations:** Chris Zavaglia  
czavaglia@stocktonports.com; (209) 644-1953  
**Manager:** Gregorio Petit  
**Pitching Coach:** Gabriel Ozuna  
**Hitting Coach:** Kevin Kouzmanoff  
**Assistant Hitting Coach:** Ruben Escalera  
**Athletic Trainer:** Noah Huff  
**Sport Performance Coach:** Nate Penaranda



## MIDLAND ROCKHOUNDS (DOUBLE-A)

Momentum Bank Ballpark  
5514 Champions Drive  
Midland, TX 79706  
(432) 520-2255  
www.midlandrockhounds.org  
**League:** Double-A Central  
**Principal Owners:** Diamond Baseball Holdings  
**President:** Miles Prentice  
**General Manager:** Monty Hoppel  
**Media Relations:** Jonathan Simmons  
jsimmons@midlandrockhounds.org; (432) 520-2255; Bob Hards  
**Manager:** Bobby Crosby  
**Pitching Coach:** Chris Smith  
**Hitting Coach:** Javier Godard  
**Asst. Hitting Coach:** Juan Dilone  
**Athletic Trainer:** Jake Routhier  
**Sport Performance Coach:** Connor Hughes



## ARIZONA A'S (ROOKIE)

Lew Wolff Training  
Complex at Fitch Park  
160 E. Athletics Way  
Mesa, AZ 85201  
(480) 387-5800  
**League:** Arizona Complex League  
**Manager:** Adam Rosales  
**Pitching Coach:** Bronswell Patrick  
**Hitting Coaches:** Tim Esmay, Tyler Jeske, Radhame Perez  
**Infield Coach:** Franklin Font  
**Head Athletic Trainer:** Audyanna Merrick  
**Asst. Athletic Trainer:** Rachel Purcell  
**Sport Performance Coach:** Jake Kistaitis



## LANSING LUGNUTS (SINGLE-A ADVANCED)

Jackson Field  
505 E. Michigan Ave.  
Lansing, MI 48912  
(517) 485-4500  
www.lansinglugnuts.com  
**League:** High-A Central  
**Owner:** Tom Dickson  
**General Manager:** Tyler Parsons  
**Media Relations:** Jesse Goldberg-Strassler  
jgoldstrass@lansinglugnuts.com; (517) 485-4500  
**Manager:** Craig Conklin  
**Pitching Coach:** Don Schulze  
**Hitting Coach:** Ron Witmeyer  
**Asst. Hitting Coach:** Luis Baez  
**Athletic Trainer:** Eric Fasth  
**Sport Performance Coach:** Steven Thayer



# OAKLAND A'S AFFILIATES BY YEAR

Year	Triple-A	Double-A	Single-A	Peninsula	Leesburg	Short Season Single-A	Rookie
1968	Vancouver	Birmingham	Burlington				Gulf Coast
1969	Iowa	Birmingham	Burlington	Lodi		Tri-City	
1970	Iowa	Birmingham	Burlington			Coos Bay-North Bend	
1971	Iowa	Birmingham	Burlington			Coos Bay-North Bend	
1972	Iowa	Birmingham	Burlington			Coos Bay-North Bend	
1973	Tucson	Birmingham	Burlington			Lewiston	
1974	Tucson	Birmingham	Burlington			Lewiston	
1975	Tucson	Birmingham	Modesto			Boise	
1976	Tucson	Chattanooga	Modesto			Boise	
1977	San Jose	Chattanooga	Modesto				Medicine Hat
1978	Vancouver	Jersey City	Modesto			Bend	
1979	Ogden	Waterbury	Modesto			Medford	
1980	Ogden	West Haven	Modesto			Medford	
1981	Tacoma	West Haven	Modesto			Medford	
1982	Tacoma	West Haven	Modesto	Madison		Medford	Idaho Falls
1983	Tacoma	Albany	Modesto	Madison		Medford	Idaho Falls
1984	Tacoma	Albany-Colonie	Modesto	Madison		Medford	Idaho Falls
1985	Tacoma	Huntsville	Modesto	Madison		Medford	Pocatello
1986	Tacoma	Huntsville	Modesto	Madison		Medford	
1987	Tacoma	Huntsville	Modesto	Madison		Medford	
1988	Tacoma	Huntsville	Modesto	Madison		Southern Oregon	Arizona
1989	Tacoma	Huntsville	Modesto	Madison		Southern Oregon	Arizona
1990	Tacoma	Huntsville	Modesto	Madison		Southern Oregon	Arizona
1991	Tacoma	Huntsville	Modesto	Madison		Southern Oregon	Arizona
1992	Tacoma	Huntsville	Modesto	Madison		Southern Oregon	Arizona
1993	Tacoma	Huntsville	Modesto	Madison		Southern Oregon	Arizona
1994	Tacoma	Huntsville	Modesto	West Michigan		Southern Oregon	Arizona
1995	Edmonton	Huntsville	Modesto	West Michigan		Southern Oregon	Arizona
1996	Edmonton	Huntsville	Modesto	West Michigan		Southern Oregon	Arizona
1997	Edmonton	Huntsville	Modesto	Visalia		Southern Oregon	Arizona
1998	Edmonton	Huntsville	Modesto	Visalia		Southern Oregon	Arizona
1999	Vancouver	Midland	Modesto	Visalia		Southern Oregon	Arizona
2000	Sacramento	Midland	Modesto	Visalia		Vancouver	Arizona
2001	Sacramento	Midland	Modesto	Visalia		Vancouver	Arizona
2002	Sacramento	Midland	Modesto	Visalia		Vancouver	Arizona
2003	Sacramento	Midland	Modesto	Kane County		Vancouver	Arizona
2004	Sacramento	Midland	Modesto	Kane County		Vancouver	Arizona
2005	Sacramento	Midland	Stockton	Kane County		Vancouver	Arizona
2006	Sacramento	Midland	Stockton	Kane County		Vancouver	Arizona
2007	Sacramento	Midland	Stockton	Kane County		Vancouver	Arizona
2008	Sacramento	Midland	Stockton	Kane County		Vancouver	Arizona
2009	Sacramento	Midland	Stockton	Kane County		Vancouver	Arizona
2010	Sacramento	Midland	Stockton	Kane County		Vancouver	Arizona
2011	Sacramento	Midland	Stockton	Burlington		Vermont	Arizona
2012	Sacramento	Midland	Stockton	Burlington		Vermont	Arizona
2013	Sacramento	Midland	Stockton	Beloit		Vermont	Arizona
2014	Sacramento	Midland	Stockton	Beloit		Vermont	Arizona
2015	Nashville	Midland	Stockton	Beloit		Vermont	Arizona
2016	Nashville	Midland	Stockton	Beloit		Vermont	Arizona
2017	Nashville	Midland	Stockton	Beloit		Vermont	Arizona
2018	Nashville	Midland	Stockton	Beloit		Vermont	Arizona
2019	Las Vegas	Midland	Stockton	Beloit		Vermont	Arizona (2)
2020	Las Vegas	Midland	Stockton	Beloit		Vermont	Arizona (2)
2021	Las Vegas	Midland	Lansing	Stockton			Arizona
2022	Las Vegas	Midland	Lansing	Stockton			Arizona



# ATHLETICS SCOUTING ASSIGNMENTS

Name	Territory	Resides
Steve Abney	Kansas, Iowa, Nebraska, Western Missouri, Arkansas	Lawrence, KS
Anthony Aliotti	Southern California	Trabuco Canyon, CA
Neil Avent	North Carolina, South Carolina	Charlotte, NC
Chris Botsoe	Alabama, Florida Panhandle, Tennessee	Antioch, TN
Fletcher Byrd	Texas (except Houston and El Paso), Oklahoma	Dallas, TX
Jim Coffman	Alaska, Idaho, Montana, Oregon, Washington	Portland, OR
Ruben Escalera	Puerto Rico	Carolina, PR
Tripp Faulk	DC, Delaware, Maryland, Virginia, West Virginia, Eastern Pennsylvania	Richmond, VA
Julio Franco	South Florida	Weston, FL
Matt Higginson	Canada, Western New York, Western Pennsylvania	Grimsby, ON
Derek Lee	Illinois, Minnesota, North Dakota, South Dakota, Wisconsin, Eastern Missouri	Frankfort, IL
Kelcey Mucker	Louisiana, Mississippi, Houston (Texas)	Denham Springs, LA
Trevor Schaffer	Florida	Belleair, FL
Rich Sparks	Indiana, Kentucky, Michigan, Ohio	Macomb Township, MI
Jemel Spearman	Georgia, North Florida	Cumming, GA
Troy Stewart	Northern California, Northern Nevada	Sacramento, CA
Dillon Tung	Southern California	Los Angeles, CA
Jeff Urlaub	Arizona, Colorado, Southern Nevada, New Mexico, Utah, Wyoming, El Paso (Texas)	Phoenix, AZ
Ron Vaughn	New Jersey, New England, Eastern New York	Windsor, CT

## DICK BOGARD SCOUT OF THE YEAR

The Dick Bogard Scout of the Year Award was established in 2001 to honor an A's scout for outstanding service to the organization. Bogard was the A's scouting director from 1985-94. During his tenure, the A's signed 61 players who played in the Major Leagues, including Rookies of the Year Walt Weiss and Ben Griever.

2001 Jim Pransky	2007 Ron Vaughn	2013 Will Schock	2019 Michael Holmes
2002 Billy Owens	2008 Kelcey Mucker	2014 Jim Coffman	2020 Amaury Reyes
2003 Rick Magnante	2009 Yancy Ayres	2015 Neil Avent	2021 Dillon Tung
2004 Julio Franco	2010 Jeff Bittiger	2016 Jemel Spearman	2022 Argenis Paez
2005 Blake Davis	2011 Matt Higginson	2017 Marc Sauer	
2006 Rich Sparks	2012 Kelcey Mucker	2018 Chris Reilly	

## MINOR LEAGUE FIELD STAFF

### JIM EPPARD

#### Minor League Hitting Coordinator

Originally drafted by the A's in the 13th round of the 1982 draft out of Cal, Jim Eppard rejoined the A's in 2016 as the organization's minor league hitting coordinator and has served in that role ever since. Prior to that, he spent two seasons as assistant hitting coordinator for Los Angeles (AL) after serving as the club's hitting coach from May 15, 2012, through the end of the 2013 season.

Before coaching the big league squad, he served as hitting coach at Triple-A Salt Lake for nine-plus seasons from 2003-12. Prior to joining the Angels organization, he spent nine seasons in the Rockies minor league system as hitting coach for Single-A Central Valley (1994) and Triple-A Colorado Springs (2000-02) and as manager at three different Rockies affiliates from 1995-99. In 1997, Eppard led the Short-Season Portland Rockies to a Northwest League Championship and was named Northwest League Manager of the Year.

As a player, he spent 12 years in pro baseball, including four as a Major Leaguer with the Angels and Blue Jays. He hit .281 in 82 career Major League games and is a lifetime .310 hitter in 1,199 minor league games, winning four minor league batting titles in four different leagues.

Jim lives in Rapid City, S.D., with his wife Lou Ann. They have a daughter, Hannah, who works as a hydrogeologist in Tucson, Ariz.



## GIL PATTERSON

### Minor League Pitching Coordinator

Gil Patterson returns for his eighth season of his third stint as the A's minor league pitching coordinator after spending the previous three seasons in similar roles with the New York Yankees (2013-15). He previously held this position with the A's in 1996 and from 2008-12. Prior to his second stint with the A's, he spent three years coaching in the Yankees minor league system with the GCL Yankees (2006-07) and Triple-A Columbus (2005).

He has also served as Toronto's bullpen coach in 2001 and its pitching coach from 2002-04, after serving as the Arizona minor league pitching coordinator from 1997-2000. Patterson originally joined the Oakland organization in 1991, coaching in the Arizona Rookie League in Scottsdale. He coached for the A's Single-A affiliate in Madison from 1992-93, Single-A West Michigan in 1994 and the Rookie League Scottsdale A's in 1995 before his first stint as the roving minor league pitching instructor in 1996.

He began his coaching career at Triple-A Columbus and Single-A Oneonta with the New York Yankees organization in 1984. Patterson was the Yankees first selection of the secondary phase of the 1975 June draft. He made his professional debut that year with Single-A Oneonta, leading the New York-Penn League in strikeouts (97). Patterson tossed a no-hitter on June 28, 1976 with Double-A West Haven before being promoted to Triple-A Syracuse. He opened the 1977 season in Syracuse before making his Major League debut with the Yankees at age 21. He appeared in 10 games (six starts) with the eventual World Series champions in 1977 while posting a 1-2 record and 5.45 ERA.

Patterson suffered a torn rotator cuff and spent considerable time on the disabled list in 1978 and 1979. He pitched in the Yankees minor league system in 1980-81 and the San Francisco Giants organization in 1982 before having career-ending Tommy John surgery following Spring Training in 1983. In total, Patterson underwent eight operations during his career.

Patterson makes his offseason home in Odessa, Fla., with his wife, Jan. The couple has four children — Brandy, Raquel, Kyle and G.T.




## JUAN NAVARRETE

### Minor League Infield Coordinator

Juan Navarrete is in his fourth season as the A's minor league infield coordinator after spending three seasons as the minor league defensive coordinator; two seasons as the minor league defensive, baserunning and bunting coordinator; 12 seasons as minor league roving infield instructor; and two years as minor league roving hitting instructor. Navarrete spent the previous seven seasons as a minor league manager and compiled a 390-338 (.536) record during that span. In his first two seasons as a manager for the A's Arizona Rookie League team (1995-97), he earned manager and co-manager of the year honors after guiding the team to first- and second-place finishes, respectively. Navarrete was promoted to Single-A Modesto in 1998 and took over the managerial duties at Single-A Visalia in 1999, where he guided the Oaks to playoff appearances in two of his three seasons.

A former infielder, Navarrete's playing career spanned 21 years (1970-90). He spent the majority of his career with the Saltillo Saraperos of the Mexican League as a player (1970-71; 78-82) and as a player-manager (1983-85). Navarrete was an eight-time All-Star and a member of Saltillo's 1980 championship squad. He also played six seasons in the Montreal organization (1972-77). Navarrete spent his winters in the Mexican-Pacific Winter League (1972-90) and is among the all-time leaders in various statistical categories. In 1998, Navarrete was inducted into the Mexican Baseball Hall of Fame.

Navarrete makes his home in San Tan Valley, Ariz., with his wife, Maria, and two daughters, Iram and Ana.





## STEVE SCARSONE

### Arizona Field Coord./Minor League Outfield & Baserunning Coord.

Steve Scarsonne enters his fourth season as minor league outfield and baserunning coordinator and enters his second year in the role of Arizona field coordinator after serving as minor league roving infield and baserunning instructor in 2019 and as a traveling instructor from 2017-19. As field coordinator, Scarsonne will organize all Arizona-based programs, including the Arizona Complex League and instructs.

Prior to working as a traveling instructor, he served four seasons as the manager of the A's top minor league affiliate, including earning the Pacific Coast League's Manager of the Year Award in 2016. Scarsonne previously managed Midland (2011-12), Stockton (2010) and Kane County (2009) in the A's system, as well as Lancaster (2002) and South Bend (2001). He also served as Oakland's interim third base coach for the last half of the 2017 season.

Scarsonne played seven seasons as a Major League utility infielder with Philadelphia (1992), Baltimore (1992), San Francisco (1993-96), St. Louis (1997) and Kansas City (1999). He had his best season in 1995, batting .266 with 11 home runs and 29 RBI for the Giants. Scarsonne was originally drafted by Philadelphia in the 2nd round of the 1986 draft. He played six seasons in the minors before making his Major League debut with the Phillies in 1992.

Scarsonne makes his offseason home in Scottsdale, Ariz., with his wife, Becki. The couple has two children, a daughter, Leah, and son, Ty.



## GABRIEL ORTIZ

### Minor League Catching Coordinator

Gabriel Ortiz enters his fourth season as minor league catching coordinator and his 17th with the A's organization, which includes five years as a player.

He joined the organization at 20 years old and spent five seasons as a catcher in the A's system. He reached as high as Double-A Midland and was a career .238 hitter with eight homers in 146 games. He has been part of the AZL A's coaching staff as general assignment coach since 2012.

Ortiz resides in Gilbert, Ariz., with his wife, Gerri, and children, Gabriel Jr., Gavin and Genevieve.



## CRAIG LEFFERTS

### Minor League Assistant Pitching Coordinator

Former Major League pitcher Craig Lefferts enters his first season as minor league assistant pitching coordinator, after spending eight seasons as minor league pitching rehab coordinator. Prior to that, he spent 12 seasons as a pitching coach in Oakland's minor league system with Double-A Midland (2003), Short-Season Vancouver (2004-2010), Single-A Stockton (2011-12), Short-Season Vermont (2013) and Low-A Beloit (2014). Additionally, Lefferts served in the same capacity at Tennessee (2000-02) and Medicine Hat (1999) in the Toronto Blue Jays system.

In his 12-year Major League career, Lefferts compiled a 58-72 record with a 3.43 ERA, which included stints with the Cubs, Padres, Giants, Orioles, Rangers and Angels. A 9th-round selection by the Cubs in 1980, Lefferts made his Major League debut with Chicago in 1983. In 1984, Lefferts posted a career-best 2.13 ERA for the National League West Division champion Padres and tossed 10 scoreless innings in six postseason appearances. He was the winning pitcher in the final two NLCS games against Chicago and earned the save in the Padres only World Series victory against Detroit.

In 1987, Lefferts made 44 appearances for San Francisco, including three scoreless outings in the NLCS against St. Louis. In 1989, he matched Gary Lavelle's team record for saves by a left-handed pitcher with 20 and appeared in five postseason games, making two appearances in the



NLCS against Chicago and three against the A's in the World Series. After recording 23 saves in 1991, he was converted to a starter in 1992 and finished 13-9 with a 3.69 ERA in 27 starts for the Padres. Lefferts retired after making 30 appearances for the California Angels during the 1994 season.

Lefferts and his wife, Wendy, reside in Scottsdale, Ariz. They have five children, Brock, Brady, Taylor, Tanner and Lindsay, and four grandchildren, Rowan, Paxton, Jasper and Brooks.

## DAN HUBBS

### Pitching Development Coach

Dan Hubbs joins the A's as pitching development coach. From 2020-21, he served as director of pitching development and strategies for the Detroit Tigers.

Prior to that, Hubbs coached for 20 years at the Division 1 collegiate level, spending 12 years as an assistant coach at California, one year as associate head coach at USC and seven years as head coach at USC.

Hubbs was drafted by Los Angeles (NL) in the 16th round of the 1993 First-Year Player Draft out of USC. In six minor league seasons with the Dodgers, he was 27-16 with a 3.75 ERA.

He lives in Pasadena, Calif. with his wife, Alison, and two sons, Patrick and Charlie.



## RICK RODRIGUEZ

### Minor League Pitching Rehab Coordinator


Rick Rodriguez has been promoted to minor league pitching rehab coordinator after spending last season as the assistant pitching rehab coordinator. Prior to that, he spent six seasons as the A's Triple-A pitching coach (2016-21). He also served as the pitching coach for the A's top affiliate from 2000-02, 2004-10 and 2013-14. In 2015, he was pitching coach for Stockton, and he also held roles as Oakland's bullpen coach from 2011-12 and as the manager of Single-A Modesto in 2003.

This is his 39th year in the A's organization, including seven seasons as a player and 29 as a minor league coach. Prior to becoming the pitching coach in Sacramento in 2000, he coached for the Rookie-level Arizona League A's (1992), Short-Season Southern Oregon (1993-94) and Single-A Modesto (1995-99).

Rodriguez was originally selected by Oakland in the second round of the 1981 June draft and spent seven seasons with the A's organization, including two in the majors with Oakland. He went 1-2 with a 6.61 ERA in three starts in 1986 and 1-0 with a 2.96 ERA in 15 relief appearances in 1987. Rodriguez also pitched for Cleveland (1988) and San Francisco (1990) in his big league career, compiling a 3-4 record and 5.73 ERA in 31 games, including eight starts. His playing career concluded in 1991 when he made three appearances for Triple-A Phoenix in the Giants farm system.

An East Bay native, Rodriguez was born in Oakland and graduated from Castro Valley High School in 1978. He attended Chabot Junior College in Hayward and the University of California, Riverside. Rodriguez was named to the Castro Valley Sports Hall of Fame in 2011.

Rodriguez currently resides in Folsom, Calif., with his wife, Dana. They have a daughter, Rachel, and son, Ryan.



## STEVE CONNELLY

### Minor League Assistant Pitching Rehab Coordinator

Steve Connelly takes on the role of minor league assistant pitching rehab coordinator after spending the 2022 season as the pitching coach for Triple-A Las Vegas. Prior to that, he spent four seasons as pitching coach of the Midland RockHounds (2018-21). He spent 2016-17 as pitching coach of the Stockton Ports after serving in the same capacity for Single-A Beloit in 2015 and Short-Season Vermont in 2014.



Prior to joining the A's organization in 2014, he was the pitching coach at the University of Alabama-Huntsville from 2011-13.

Connelly is a native of Long Beach, Calif., who starred on the University of Oklahoma's 1994 team that won the College World Series. He was selected by Oakland in the 24th round of the 1995 amateur draft and pitched four seasons in the A's organization. He made his Major League debut in 1998, posting a 0-0 record and 1.93 ERA in three relief appearances with Oakland.

Connelly resides in Huntsville, Ala. He has four children: Vee, John, Lochlan and Atkins.

## VERONICA ALVAREZ

### Coordinator of Player Development, Latin America

Veronica Alvarez takes on the role of coordinator of player development, Latin America. She joined the A's in 2019, beginning as a coach in Spring Training and taking on the role of a roving instructor, primarily working with catchers. She also served as acting manager for Double-A Lansing for six games in 2022.

After a four-year collegiate softball career at Villanova University, Alvarez returned to baseball as a catcher on the USA Baseball Women's National Team (2008-15) and won a gold medal at the 2015 Pan-American Games. At the conclusion of her playing career, she joined the WNT coaching staff as an assistant, and in 2019, Alvarez was named the manager of the team, a position she still holds.

In addition to her role with the National Team, Alvarez works with MLB Develops, coaching at youth development events, with a focus on girls baseball. Prior to working full time in professional baseball, she was a firefighter-paramedic for the City of Hollywood (Fla.) for eight years.

Born and raised in Miami, Alvarez is a first-generation Cuban American and is fully bilingual. She currently lives in Denver with her wife, Hayley, and their Great Dane, Biggie Smalls



## LLOYD TURNER

### Hitting Development Coach

Lloyd Turner enters his 11th season coaching in the A's organization and will take on the role of hitting development coach after serving as a hitting coach in 2021. Prior to managing Beloit in 2019, he filled the role of hitting coach for Vermont (2013, 2016-18) and Beloit (2014-15).

Selected by the A's in the 16th round of the June 2002 draft, Turner spent six years in the Oakland farm system. He concluded his playing career with Lancaster (2008-10) and Camden (2011-12) of the independent Atlantic League.

Turner and his wife, Tara, live in Mesa, Ariz. He has two sons, Chandler and Chrsitian, and a daughter, Cardyn.




## LARRY DAVIS

### Senior Coordinator of Medical Services

Larry Davis begins his 51st season with the A's organization and his seventh as senior coordinator of medical services. He spent the previous nine seasons as coordinator of medical services. Davis oversees and administers all health and injury issues throughout the organization.

Before his current post, Davis served 10 seasons (1998-2007) as the A's head trainer and 14 previous years (1984-97) as an assistant trainer for the big league club. A native of Tucson, Ariz., Davis attended the University of Arizona where he majored in physical education. He began his baseball career in 1973 as the head trainer, traveling secretary and equipment manager of the Tucson Toros, then Oakland's Triple-A affiliate. He remained in that capacity for 11 seasons as the affiliate moved to San Jose, Vancouver, Ogden and Tacoma.

Larry makes his home in Prescott Valley, Ariz., with his wife, Suzi.



## NATE BROOKS

### Minor League Medical Coordinator

Nate Brooks enters his seventh season as the A's minor league medical coordinator after spending the previous four seasons as the organization's minor league rehab coordinator. This is Brooks' 19th season in the A's organization, previously serving as the trainer for Single-A Stockton (2010-12), Single-A Kane County (2008-09), Short-Season Vancouver (2006-07) and the Rookie-Level Arizona A's (2005).

Brooks earned his undergraduate degree in exercise science from Murray State in 2002, and his master's degree in biomechanics from Auburn in 2005. He is a certified member of the National Athletic Trainers' Association.

Brooks resides in Phoenix, Ariz., with his wife, Sarah, and son, Cad.



## JAVIER ALVIDREZ

### Minor League Rehab Coordinator

Javier Alvidrez takes on the role of minor league rehab coordinator after spending the previous five seasons as Latin American medical coordinator for the Athletics. This is his second stint in the A's organization, having served as a minor league athletic trainer for eight seasons (2000-07), making stops with the AZL Athletics (2000-03), Single-A Modesto (2004) and Double-A Midland (2005-07). He then spent five seasons in the New York Yankees system (2008-12) as the minor league assistant strength and conditioning coordinator/Latin America athletic training coordinator and five with Seattle as the Mariners Latin America athletic training coordinator (2013-17). He also worked as the head athletic trainer with the Leones del Escogido, Dominican Winter League (2005-06).

A native of El Paso, Texas, Alvidrez resides in Peoria, Arizona, with his wife, Faviola, and their two daughters, Victoria and Emilia.



## BRITTANY BILODEAU

### Minor League Rehab Assistant

Brittany Bilodeau joins the A's as minor league rehab assistant. She spent last season as a rehab intern with the Chicago Cubs and previously served as head physical therapist at Barwis Performance Center in Port Saint Lucie, Fla.

Bilodeau graduated from the University of Scranton with a B.S. in Exercise Science in 2016 with Magna Cum Laude Honors and earned her Doctorate of Physical Therapy with Honors from Nova Southeastern University in 2020.

She currently resides in Gilbert, Ariz.




## NICK VOELKER

### Latin American Medical Coordinator

In his sixth season with the Athletics Nick Voelker will serve as Latin American medical coordinator, after serving as the athletic trainer for Double-A Midland for the past two seasons. He spent his first season with the A's in 2018 at the Dominican Republic academy.

Voelker is a graduate of the University of Central Florida (2017) & the University of Indianapolis (2014). He currently resides in Scottsdale, Ariz., with his wife, Cayla.



## JD HOWELL

### Minor League Sport Performance Coordinator

JD Howell enters his 11th season with the Oakland Athletics and third as minor league sport performance coordinator. In the year prior to joining the A's, Howell interned with Stanford University and Albright College in Reading, Pa.

Howell graduated from East Stroudsburg University in East Stroudsburg, Pa., where he played football and majored in exercise science.

A native of Northampton, Pa., Howell currently resides in Phoenix, Ariz., with his wife, Emily, and son, Ronan.




## SCOTT SMITH

### Assistant Minor League Sport Performance Coordinator

Scott Smith enters his third season as assistant minor league sport performance coordinator after spending the previous three seasons filling the role of strength and conditioning coach for Beloit and the AZL A's.

Prior to joining the A's, Smith spent time with the Phillies, Marlins and Padres. Smith earned his bachelor's and master's degrees from Georgia College & State University, where he played collegiately for three seasons.

A native of Spartanburg, S.C., Smith currently resides in Milledgeville, Ga.



## DEREK CLOVIS

### Sport Performance Rehab Coordinator

Derek Clovis enters his second season as sport performance rehab coordinator for the A's after spending the previous four seasons with the Arizona Diamondbacks, serving as a strength coach at various levels of their minor league system, including a stint with the Amarillo Sod Poodles in 2021.

Before working in professional baseball, he coached at Seattle University. Clovis earned his bachelor's degree from Whitman College (Wash.), where he played baseball and majored in history. He then attended the University of Miami (Fla.) and earned a masters degree in exercise physiology with concentrations in strength and conditioning and nutrition.

Born and raised in Seattle, Wash., Clovis now lives in Scottsdale, Ariz., with his wife, Daniela Giralt.



## ED GITLITZ

### Minor League Technology and Development Manager

Ed Gitlitz enters his seventh season as the manager, minor league technology and development. He previously worked as a video intern with the Milwaukee Brewers (2011), Toronto Blue Jays (2012), Los Angeles Dodgers (2013-2014), Arizona Diamondbacks (2015) and as logger, trainer, and quality assurance - baseball with Synergy Sports Tech (2016) before joining the A's.

Gitlitz is a dual major from SUNY Cortland with a BA in Political Science and Sports Management and a MS in Sports Management.

Originally from New City, N.Y., Gitlitz resides in Gilbert, Ariz., with his wife, Kristin; daughter, Rebecca; son, Jason; and dog, Kevin.



---

## ANDREW GIBSON

---

### Data Engineer

Originally from Baltimore, Andrew earned a Bachelor's degree in Computer Science from RIT in Rochester, NY as well as a Master's degree in Analytics from Georgia Tech. He started working in professional baseball in 2011 at Baseball Info Solutions in eastern Pennsylvania and spent the last ten seasons working in baseball operations for the Pittsburgh Pirates, splitting time between Player Development and Baseball R&D. He now lives in Pittsburgh, PA. He spends a lot of his free time seeing live music, reading, running, watching horror movies, and making international trips.



---

## CHAD HUSS

---

### Head Groundskeeper, Arizona

Chad Huss enters his 25th season in the Athletics organization as the Arizona head groundskeeper. Prior to joining the A's organization, Huss worked for the Wisconsin Timber Rattlers of the Midwest League from 1995-1997. During his time with the Timber Rattlers, Huss was named Midwest League Groundskeeper of the Year in 1996 and 1997.

Originally from Kaukauna, Wis., Huss was a two-sport athlete in high school before going on to play college basketball at UW Fox Valley. His basketball coach was former MLB crew chief Gerry Davis. Davis helped him start his baseball groundskeeping career with the Timber Rattlers.

He currently lives in Chandler, Ariz., with his wife, Laurisa, and three daughters, Katelyn, Ava and Alexis.



---

## LAS VEGAS AVIATORS STAFF

---

---

## FRAN RIORDAN

---

### Manager

Fran Riordan enters his sixth season with the A's Triple-A affiliate. He served as the manager at Double-A Midland in 2017 and Single-A Beloit the previous two seasons (2015-16). Prior to joining the A's organization, he spent four seasons as manager of the Florence Freedom of the Frontier League of Professional Baseball. He led the team to two playoff berths and is second all-time in Frontier League wins with 625.

Before joining Florence, Riordan managed the Northern League's Lake County Fielders (2010) and Kalamazoo Kings (2004-09), leading the Kings to the 2005 Frontier League title. He also served as a player-manager in the Frontier League from 2000-02, leading the Richmond Roosters to back-to-back league championships in 2001 and 2002.

Riordan made his professional baseball debut in 1997 after playing collegiately at Allegheny College, and enjoyed a seven-year playing career. He resides in Buffalo, N.Y., with his wife, Cassie, and children, Brooke, Sadie and Trent.



## MANAGERIAL RECORD

Year	Team	League	Record	Finish
2000	Dubois County	Frontier League (Independent)	35-47	5th
2001	Richmond	Frontier League (Independent)	49-35	2nd
2002	Richmond	Frontier League (Independent)	53-31	2nd
2004	Kalamazoo	Frontier League (Independent)	51-45	3rd
2005	Kalamazoo	Frontier League (Independent)	53-43	1st
2006	Kalamazoo	Frontier League (Independent)	47-49	4th
2007	Kalamazoo	Frontier League (Independent)	51-45	3rd
2008	Kalamazoo	Frontier League (Independent)	60-36	1st
2009	Kalamazoo	Frontier League (Independent)	58-38	1st
2010	Lake County	Northern League (Independent)	41-59	7th
2011	Florence	Frontier League (Independent)	39-57	6th
2012	Florence	Frontier League (Independent)	57-39	2nd
2013	Florence	Frontier League (Independent)	53-43	3rd
2014	Florence	Frontier League (Independent)	41-55	5th
2015	Beloit (A)	Midwest League	55-84	7th/5th
2016	Beloit (A)	Midwest League	59-80	6th/8th
2017	Midland	Texas League	67-71	2nd/3rd
2018	Nashville	Pacific Coast League	72-68	2nd
2019	Las Vegas	Pacific Coast League	83-57	1st
2020	Las Vegas	Pacific Coast League	Season Canceled	–
2021	Las Vegas	Triple-A West	65-61	3rd
2022	Las Vegas	Pacific Coast League	71-79	7th/3rd
<b>Totals</b>			<b>1160-1122</b>	

**2005 Playoffs:** Defeated Rockford 3 games to 1 in the semifinals; defeated Chillicothe 3 games to 2 in finals

**2008 Playoffs:** Defeated Gateway 3 games to 1 in the semifinals; defeated by Windy City 3 games to 0 in finals

**2009 Playoffs:** Defeated by Lake Erie 3 games to 2 in the semifinals

**2012 Playoffs:** Defeated Gateway 3 games to 2 in the semifinals; defeated by Southern Illinois 3 games to 1 in the finals

**2013 Playoffs:** Defeated by Schaumburg 3 games to 0 in the semifinals

**2017 Playoffs:** Defeated San Antonio 3 games to 2 in the semifinals; defeated Tulsa 3 games to 2 in the finals

**2019 Playoffs:** Defeated by Sacramento 3 games to 2 in the semifinals

## BRYAN COREY

### Pitching Coach

Bryan Corey joins Las Vegas as pitching coach after spending 2022 in the same role with Stockton, a role he also held in 2018. He served as assistant pitching rehab coordinator in 2021 and was pitching coach for the Arizona A's from 2019-20. Before that, he spent two seasons as pitching coach at Short-Season Vermont (2017) and Single-A Stockton (2018). He also served as a Four Corners scout for Milwaukee (2015-16) and a Major League Advance scout for Cleveland (2013-14).

Originally drafted as a shortstop by Detroit in the 12th round of the 1993 draft, Corey was converted to a pitcher after two pro seasons. He spent the next 18 seasons on the mound, including five years in the majors with Arizona, Los Angeles (NL), Texas, Boston and San Diego, winning a World Series with the Red Sox in 2007.

He also played two seasons in Japan (2004, 2010), winning the Japan Series with Chiba Lotte during his second stint. Additionally, he pitched in both Korea and Taiwan before retiring after the 2012 season.

A native of Thousand Oaks, Calif., Corey resides in Phoenix, Ariz., and has two daughters, Brooke and Blair.





## BRIAN MCARN

### Hitting Coach

Brian McArn will serve as hitting coach for the Aviators for the second straight year after serving as assistant hitting coach with Las Vegas in 2021. He previously spent three seasons as the Stockton hitting coach. This year is his 25th season as a coach in the A's system, having previously coached for Stockton (2011-12, 2014-15), Midland (2004, 2013, 2016-17), Sacramento (2005-10) and the A's former Single-A affiliate in Modesto (1998-2003).

Prior to joining the A's organization, McArn spent one season as the hitting coach for the Single-A Vermont Expos in the New York-Penn League. McArn began his coaching career at American River Junior College in Sacramento, where he served as an assistant coach.

Selected in the 26th round of the 1991 June draft, McArn spent two seasons in the A's organization before injuries ended his career in 1992.

McArn makes his offseason home in Elk Grove, Calif., with his wife, Cancy, and four children: Brian, Bryson, Brevon and Braydon.



## TODD TAKAYOSHI

### Assistant Hitting Coach

Todd Takayoshi serves as assistant hitting coach for the Aviators after spending last season as the hitting coach for Double-A Midland. He previously worked as a hitting coach in the Cincinnati Reds organization from 2016-21. Prior to that, he was assistant minor league hitting coordinator with the Los Angeles Dodgers from 2013-15. From 2002-12, Takayoshi served as a minor league hitting coach, catching coordinator, hitting coordinator and field coordinator with the Angels organization.

After attending the University of Hawaii at Manoa, Takayoshi played in the Angels organization from 1993-96 and for the Western League Reno Chukars from 1997-98.

He resides in Tacoma, Wash., with his wife, Saori, daughters, Taegan and Taryn, and son, Tommy.



## SHANE ZDEBIAK


### Athletic Trainer

Shane Zdebiak takes on the role of athletic trainer in his third season with Triple-A Las Vegas after serving as assistant athletic trainer in 2022. He previously spent three years in the same role with Single-A Stockton. Prior to that, he was athletic trainer for Single-A Clinton in the Seattle Mariners organization in 2016 after serving as athletic trainer for Short-Season Everett from 2014-15, also in the Seattle system.

Prior to joining the Mariners, he worked as the athletic trainer of the Winnipeg Goldeyes of the independent American Association from 2010-13 and two seasons with the Steinbach Pistons of the Manitoba Junior Hockey League.

Zdebiak graduated from the University of Manitoba in 2009 with a B.A. in kinesiology and is certified as an athletic therapist through the Canadian Athletic Therapists' Association and as an athletic trainer through the National Athletic Trainers' Association Board of Certification.

A native of Gimli, Manitoba, Canada, the 37-year-old currently resides in Scottsdale, Ariz



## DAVE COMEAU

### Assistant Athletic Trainer

Dave Comeau joins the A's as an assistant athletic trainer for Las Vegas. He spent the 2022 season as a trainer with the Florida Complex League Yankees, after serving as a trainer at various levels of the Braves organization for seven seasons.



With Atlanta, Comeau was the athletic trainer for the FCL Braves (2021), infection control prevention coordinator (2020), trainer for the High-A affiliate (2017-19) and trainer with the Advanced Rookie-level affiliate (2015-16). Prior to that, he served as an assistant athletic trainer for High-A Salem in the Red Sox Organization (2012).

A graduate of Endicott College (Mass.), Comeau received his master's in injury prevention and performance enhancement from California University of Pennsylvania in 2015. He currently resides in Tampa, Fla., with his wife, Anna, and son, Luca.

## MATT MOSIMAN

### Sport Performance Coach

Matt Mosiman enters his second season as sport performance coach at Triple-A Las Vegas after spending 2017 with the Dominican Summer League A's, 2018-19 with Single-A Stockton and 2021 with Double-A Midland.

Prior to joining the A's, Mosiman interned with Notre Dame, New Mexico State University and the University of Wisconsin, La Crosse. A graduate of La Crosse, Mosiman earned both his bachelor's and master's degrees from the institution.

Mosiman grew up in Oregon, Wis., and lives overseas in the offseason.



## MIDLAND ROCKHOUNDS STAFF

## BOBBY CROSBY

### Manager

Bobby Crosby enters his third season as manager of Double-A Midland after serving as a coach with the RockHounds in 2019. The former infielder played in the Major Leagues for eight seasons, winning the Rookie of the Year in 2004 with the Oakland A's.

Crosby was originally drafted in the first round (25th overall) of the 2001 First Year Player Draft by the Oakland A's out of Long Beach State University. He went on to play 747 Major League baseball games, recording 62 homers and 276 RBI. His best season came in 2004, in which he was named American League Rookie of the Year after hitting .239 with 22 homers and 64 RBI in 151 games with the A's.

Crosby played three seasons for the Dirtbags, hitting a combined .324 with 21 homers and 93 RBI. He was named the Big West Player of the Year and third team All-America by Collegiate Baseball in 2001 after batting .353 with nine homers and 39 RBI. Crosby also represented the USA in the summer of 2000 as he was the starting shortstop for Team USA.

Crosby makes his offseason home in Ft. Worth, Texas.



### MANAGERIAL RECORD

Year	Team	League	Record	Finish
2020	Stockton	California League	Season Canceled	–
2021	Midland	Double-A Central	59-60	2nd
2022	Midland	Texas League	66-71	4th
<b>Totals</b>			<b>125-131</b>	

## CHRIS SMITH

### Pitching Coach

Chris Smith enters his second season with Double-A Midland after spending three seasons with the Stockton Ports as pitching coach. Smith made his professional coaching debut after finishing his five-year Major League career.

Originally drafted by the Boston Red Sox in the fourth round of the First-Year Player Draft out of UC Riverside, Smith went on to play 15 years of professional baseball, including stints with the Boston, Milwaukee, Oakland, San Diego and Seattle organizations. He



went 1-4 with a 5.41 ERA in 77 MLB games. He played 14 years in the minors, recording 58 wins with a 3.86 ERA in 316 games.

Smith resides in Hesperia, Calif., with his wife, Lisa, and his three girls, Charlotte, Abigail and Grace.


## JAVIER GODARD

### Hitting Coach

Javier Godard takes on the role of hitting coach for Midland after serving in the same role for Lansing from 2021-22. He began his professional coaching career as a member of the Stockton staff in 2019 and was named hitting coach for Beloit in 2020, prior to the cancellation of the minor league season.

Originally signed as an international free agent on Jan. 30, 2013 by the Oakland A's, Godard went on to play six seasons of affiliated baseball with the club. He played three years in the Dominican Summer League before coming to the United States in 2016. His best season came in 2015 when he batted .277 with 16 doubles and 22 RBI in 59 games for the DSL A's.

Godard was born in Baruta, Venezuela. He is married to Johanna.



## JUAN DILONE

### Assistant Hitting Coach

Juan Dilone enters his third season with the Midland staff as assistant hitting coach and his 28th season in the A's organization, which includes 22 years as a coach and instructor and six as a player.

Dilone's first coaching assignment was in 2002 as hitting coach at Single-A Visalia. He also had one-year stints at Short-Season Vancouver (2003) and the A's entry in the Arizona Rookie League (2004) before spending four seasons as coordinator of Dominican instruction (2005-09). Dilone then spent seven more seasons as hitting coach for the A's rookie league club (2009-15) before spending four seasons with Single-A Beloit as hitting coach (2016-19).

Dilone signed a free agent contract with Oakland in 1990 and spent six seasons (1991-94; 96-97) in the A's farm system. A former infielder, Dilone spent his final two seasons at Single-A Modesto, where he batted a career-best .265 with 14 home runs in 1996.

A native of Santo Domingo, Dominican Republic, Dilone makes his offseason home in Higüey, Dominican Republic, with his wife, Evelyn, and children, Jhonssei and Emelyn.



## JAKE ROUTHIER

### Athletic Trainer

Jake Routhier takes on the role of head athletic trainer for Midland, a role he previously held with Lansing (2022), the Stockton Ports (2021) and in the Dominican Summer League (2019).

Prior to joining the A's, Routhier worked as an intern for the New York Yankees and the Arizona Diamondbacks. He is a graduate of the University of Connecticut and currently resides in Fairfield, Conn.



## CONNOR HUGHES

### Sport Performance Coach

Connor Hughes enters his fifth season with the A's organization, his second as sport performance coach for Midland. He has also served as sport performance coach for High-A Lansing (2021), Low-A Stockton (2020), and Rookie-level Arizona (2019).

Hughes is a native of Minden, Nev., and has a B.S. in Kinesiology from Boise State University.



## LANSING LUGNUTS STAFF

### CRAIG CONKLIN

#### Manager

Craig Conklin takes the helm at Lansing after serving as assistant hitting coach for the Lugnuts, a role he previously held with Stockton in 2021. He also served as a coach for Las Vegas in 2019. He worked for the A's as the Southern California area scout for four years prior to that. In four seasons with the A's, Conklin signed players Kyle Friedrichs, Evan Manarino, Luke Persico and Sam Sheehan while also serving as coach in the instructional league, extended spring training, and with Beloit in 2016 and Stockton in 2018.

Prior to joining the A's, he worked for the MLB Scouting Bureau from 1999-2015. He worked several roles with the bureau, serving as an area scout in Southern & Northern California, covering Mexico and Australia internationally and as an advanced scout for the World Baseball Classic.

The Southern California native resides in San Clemente, Calif.



### DON SCHULZE

#### Pitching Coach

Don Schulze enters his third season as pitching coach with High-A Lansing staff and his 18th season overall as a coach in the A's system. A former first-round pick of the Chicago Cubs in 1980, Schulze began his coaching career with the A's rookie-level affiliate in 2006. Since then, he has served as the pitching coach with Kane County (2007-08), Stockton (2009-10), Midland (2011-14, 17), Nashville (2015) and Beloit (2016, 2018-20).

The former Major League pitcher compiled a 15-25 record and 5.47 ERA while playing for the Cubs (1983-84), Indians (1984-86), Mets (1987), Yankees (1989) and Padres (1989). From 1990-92, Schulze pitched for the Orix Blue Wave in Japan. He then closed out his playing career in 1993 with Baltimore's Triple-A affiliate.

Schulze makes his offseason home in Dixon, Ill., with his wife, Jeanne, and daughters, Sarah and Madeline.



### RON WITMEYER

#### Hitting Coach

Ron Witmeyer joins the A's as hitting coach for Lansing. Originally drafted by the A's in the seventh round of the 1988 First-Year Player Draft, he has coached at every level of baseball since the end of his five-year playing career, including multiple stops at the collegiate level.

His coaching career began at Stanford University, his alma mater, in 1994, followed by stints as head coach at City College of San Francisco and as an assistant coach at California. In 2007, Witmeyer opened the first of two Frozen Ropes San Diego Baseball and Softball Training Centers, and from 2015-20, he was also the head coach at the Bishop's School in La Jolla, where he coached his sons Clay—a recent Washington University Business School graduate—and Tommy—currently a sophomore in the business school at Santa Clara University—throughout their high school baseball careers.

In 2021, Witmeyer was the manager of the independent Martinez Sturgeon, and most recently, he served as head coach at Marymount California University for the 2021-22 season.

Witmeyer's college career was highlighted by back-to-back College World Series Championships at Stanford in 1987-88. After being drafted by the A's, he made his Major League debut in 1991. Witmeyer resides in San Diego, Calif.



## LUIS BAEZ

### Assistant Hitting Coach

Luis Baez will serve as assistant hitting coach in his first season with Lansing. He began his coaching career with the A's in 2018 as an infield coach in the Dominican Republic.

Originally signed by the A's in 2009, Baez played professionally at several levels of the organization, batting .234 with 17 home runs and 113 RBI over a seven-year professional career. He is originally from Bani, Dominican Republic.



## ERIC FASTH

### Head Athletic Trainer

Eric Fasth enters his third season with the A's, his first with High-A Lansing. He previously served as head athletic trainer for Low-A Stockton (2022) and assistant athletics trainer for Triple-A Las Vegas (2021).

Prior to joining the Athletics, Fasth worked with the women's ice hockey and rowing teams as assistant athletic trainer at College of the Holy Cross from 2019-21, following stints with the Boston Red Sox and Arizona Diamondbacks organizations.

The Boise, Idaho, native graduated with a bachelor's degree from Linfield College (Ore.) and a master's degree from California University of Pennsylvania. He currently resides in Broomfield, Colo.



## STEVEN THAYER

### Sport Performance Coach

Steven Thayer takes on the role of sport performance coach for Lansing after spending last season in the same role for Stockton. Prior to joining the A's he served as sports performance coach in the Dominican Summer League for the San Francisco Giants.

Before his time in professional baseball, Thayer oversaw strength and conditioning programs for multiple varsity sports at Mater Dei High School. Additionally, Thayer spent time as an assistant strength coach for the Michigan State basketball and volleyball teams and as an intern with Cal football.

A native of San Ramon, Calif., Thayer graduated from Cal Poly, San Luis Obispo, and has a master's degree in kinesiology from Michigan State University. He holds nine certifications in the strength and conditioning field.



## STOCKTON PORTS STAFF

## GREGORIO PETIT

### Manager

Gregorio Petit will take the helm at Stockton, his first year as a manager in the A's organization. Following an 18-year professional career, Petit was named manager at Double-A Corpus Christi in the Astros organization, a role he held through 2022.

Petit was signed by the A's in 2001 and made his Major League debut with Oakland in 2008. He was traded to the Texas Rangers for Edwar Ramirez in 2010 and would go on to play for Houston (2014), New York-AL (2015), Los Angeles-AL (2016) and Minnesota (2018). Petit batted .249 with four homers and 35 RBI across six big league seasons.

Born in Ocumare del Tuy, Venezuela, Petit resides in Houston with his wife, Yessica, his daughter, Greysca, and sons, Benjamin and Sebastian.



## GABRIEL OZUNA

### Pitching Coach

Gabriel Ozuna enters his 16th season with the A's, his first as pitching coach for Stockton. He previously served as the pitching coach of the A's Arizona League affiliate for eight years after spending seven seasons as the pitching coach for Oakland's Dominican Summer League squad.

Ozuna was originally signed by St. Louis as a non-drafted free agent in 1987 and enjoyed a 17-year professional career. He reached as high as Triple-A with Louisville in 1993, when he posted a 2.92 ERA in 35 relief appearances. He recorded a career ERA of 2.54 with 61 saves, including a season-high 28 in 1989 with Single-A Savannah.

He also pitched internationally in Mexico, Taiwan, Italy and his native Dominican Republic, where he played winter ball with the Lacey Tigers and East Bulls.



## KEVIN KOUZMANOFF

### Hitting Coach

Kevin Kouzmanoff enters his fifth season as a professional hitting coach, and second with Low-A Stockton, after working with Double-A Midland in 2021 and making his coaching debut with Short-Season Vermont in 2019. He joined the A's organization after spending the 2018 season as an assistant coach with Metropolitan State University of Denver.

The former Major Leaguer was a career .257 hitter with 87 homers and 371 RBI in seven seasons while playing for Cleveland (2006), San Diego (2007-09), Oakland (2010-11), Colorado (2011) and Texas (2014).

A native of Denver, Colo., Kouzmanoff makes his offseason home in Denver.



## RUBEN ESCALERA

### Assistant Hitting Coach

Ruben Escalera takes on the role of hitting coach for Stockton. Throughout his 28-year career as a coach in the A's system, he has served as a scout in Puerto Rico, an instructor at the A's academy in the Dominican Republic and, most recently, he spent seven seasons as a hitting coach with the Arizona A's (2016-2022), after managing the club from 2002-08 and 2014-15. In 2005, he was named Manager of the Year for the Arizona League.

Escalera signed as a free agent with the Brewers in 1984 and played 10 professional seasons in the Milwaukee and Cincinnati organizations, as well as the Mexican Professional League. During his 12 years playing winter ball in Puerto Rico, Escalera played on the 1995 Caribbean Series champion "Puerto Rican Dream Team" alongside Roberto Alomar, Bernie Williams, Juan Gonzalez, Edgar Martinez and Carlos Delgado.

Born in San Juan, Puerto Rico, Escalera makes his home in Carolina, Puerto Rico, with his wife Maryann Martinez, and their children, Jania, Karlee and Karilys.



## NOAH HUFF

### Head Athletic Trainer

Noah Huff enters his fourth season with the Athletics and his first as head athletic trainer with Stockton. He has previously served in the same role with the Arizona A's (2022) and at the A's Dominican Complex (2020-21). Prior to joining the Athletics, Huff interned with the Kansas City Royals.

Huff is from Cape Girardeau, Mo., and he attended the University of Mary in Bismarck, N.D. where he wrestled and studied athletic training. He currently resides in Bemidji, Minn., with his wife, Hannah.





## NATHANIEL PENARANDA

### Sport Performance Coach

Nathaniel Penaranda enters his first season with Stockton after spending the last two seasons with the Arizona A's. He previously spent three years as a sports performance specialist for Grand Canyon University, where he oversaw the strength and conditioning programs for the men's soccer, beach volleyball, and swim and dive teams. Prior to his time with GCU, he served as assistant strength coach for the University of Portland following stints at USC and TCU as a sports performance intern.

A native of Vancouver, Wash., Penaranda attended Western Oregon University in Monmouth, Ore., where he played football. He has a master's degree from Grand Canyon University, along with five certifications in the strength and conditioning field.



## ARIZONA A'S STAFF

### ADAM ROSALES

#### Manager

Adam Rosales enters his third season as manager of the Arizona A's. The former infielder played in the Major Leagues for 11 seasons, including two stints with the Athletics (2010-13, 2017).

Rosales was originally drafted in the 12th round of the 2005 First Year Player Draft by Cincinnati out of Western Michigan University. He played in 651 Major League games, recording 48 homers and 179 RBI with Cincinnati (2008-09), Oakland, Texas (2013-15), San Diego (2016), Arizona (2017) and Cleveland (2018). Rosales made one post-season appearance (0-for-2, bb) with Arizona in the 2017 National League Division Series.

Rosales resides in Mesa, Ariz., with his wife, Callie, and two children, Juliet and Adrian.



#### MANAGERIAL RECORD

Year	Team	League	Record	Finish
2021	A's	Arizona Complex League	16-43	6th
2022	A's	Arizona Complex League	20-34	5th
Totals			36-77	

### BRONSWELL PATRICK

#### Pitching Coach

Bronswell Patrick joins the A's as pitching coach for Rookie-level Arizona. Originally drafted by the A's out of high school in the 23rd round of the 1988 First-Year Player Draft, Patrick played for 18 professional seasons and coached for 14 years in affiliated and international baseball before taking on this role with the Athletics. Most recently, he served as pitching coach for the Acereros de Monclova of the Mexican League in 2022.

Patrick made his Major League debut on May 18, 1998, with Milwaukee, appearing in 32 games and compiling a 4.69 ERA. He also pitched six games with San Francisco in 1999. Following his career in affiliated ball, he played internationally in the Mexican League (2001, 03, 05), Korean Baseball Organization (2002), Chinese Professional Baseball League (2005) and Mexican Pacific Winter League (2006-07).

Patrick was born in Greenville, N.C., and currently lives in Tempe, Ariz., with his wife, Marcee. He has three children, Tavian, Jayden and Kilian. Kilian currently plays professional soccer in Mexico.





## TIM ESMAY

### Hitting Coach

Tim Esmay joins the A's as a hitting coach. He most recently served as a coach in the White Sox organization from 2015-19, including three seasons as manager of Great Falls (2017-19) and one season as manager at Winston Salem (2015).

A graduate of Arizona State University, Esmay served three stints (1988-90, 1994, 2005-09) as a coach with the Sun Devils and was named head coach in 2010, a position he held until 2014. During his tenure at ASU, the team secured six College World Series berths. Esmay also served as head coach at the University of Utah from 1997-2004. He was named Western Athletic Conference Coach of the Year in 1997 and Pac-12 Coach of the Year in 2010.

Born in Scottsdale, Ariz., Esmay resides in Queen Creek, Ariz., with his wife, Joell. They have two sons, Tucker and Cooper, and four grandchildren.



## TYLER JESKE

### Hitting Coach

Tyler Jeske joins the Athletics as a hitting coach. He most recently served as the hitting coach for Lackawanna College in Scranton, Penn., and as the manager of the Medicine Hat Mavericks in the Western Canadian Baseball League (2022). Prior to that, Jeske spent three seasons (2019-21) with the Los Angeles Angels organization as a minor league hitting coach.

Jeske graduated from the University of Akron in 2013 with a BA in Communications while he simultaneously began his career as a minor league video assistant with the Cleveland Guardians from 2011-13.

Raised in Cleveland, Jeske currently resides in Avon Lake, Ohio, with his dog, Mash.



## RADHAME PEREZ

### Hitting Coach

Radhame Perez joins the Arizona A's as a hitting coach after serving as a with the DSL A's since 2010. After his playing career, Perez worked as a trainer from 2002-05.

Signed by the A's out of the Dominican Republic in 1996, Perez played five professional seasons in the A's minor league system.

Perez currently resides with his wife, Cristina, and two daughters, Liz and Laura.



## FRANKLIN FONT

### Infield Coach

Franklin Font takes on the role of Arizona infield coach in his second season with the A's, after spending 20 seasons in various coaching roles with the Chicago Cubs organization. From 2013-20, he served as a Major League staff assistant following a one-year stint as assistant hitting coach with the Major League team. In 2022, his first season with the Athletics, he served as manager of Single-A Stockton.

Font was signed as a non-drafted free agent by the Cubs in 1995 and played in six minor league seasons with the club.

Born in Caracas, Venezuela, Font resides in Mesa, Ariz., with his wife, Maria. He has three children, Veronica, Benjamin and Balentine, and one grandson, Franklin Jr.



## AUDYANNA MERRICK

### Head Athletic Trainer

Audyanna Merrick enters her third season with the Athletics, her first as head athletic trainer. She previously served as assistant athletic trainer for the Arizona A's from 2021-22. Merrick graduated from Grand Canyon University with a Bachelor of Science in Athletic Training in April 2020. After graduation, she was hired as an Assistant Athletic Trainer at GCU where she worked with the baseball and men's volleyball teams.

Merrick is currently pursuing her Masters of Science in Kinesiology from A.T. Still University.



## RACHEL PURCELL

### Assistant Athletic Trainer

Rachel Purcell joins the A's as assistant athletic trainer. She spent the last two seasons with the Texas Rangers organization, most recently with the Down East Wood Ducks.

Raised in Mission, Viejo, Calif., Purcell attended Seattle University and completed her M.S. in athletic training at California Baptist University. She currently resides in Scottsdale, Ariz.



## JAKE KISTAITIS

### Sport Performance Coach

Jake Kistaitis enters his second season with the A's after spending last year as a Strength and Conditioning Coach in the Dominican Republic where he oversaw the strength and conditioning program for the organization's academy. Prior to his work with the A's he served as a strength coach in Omaha, NE where he would work with athletes ranging in age from pre-teen to college.

A native of Omaha, Neb., Jake attended Metropolitan State University in Denver, Colorado where he played baseball. He has his Bachelor's Degree in Exercise Science in addition to his Certified Strength and Conditioning Specialist certification.



### 2022 MINOR LEAGUE AWARDS

#### Batter of the Month

Name	Team	League	Month
Virmael Machin	Las Vegas	Pacific Coast	June

Chase Calabuig	Midland	Texas	July 4-10
Matt Davidson	Las Vegas	Pacific Coast	Sept. 12-18

#### Pitcher of the Week

#### Batter of the Week

Name	Team	League	Week
Denzel Clarke	Stockton	California	April 11-17
Matt Davidson	Las Vegas	Pacific Coast	May 30-June 5
Jordan Diaz	Midland	Texas	May 30-June 5
Sheldon Neuse	Las Vegas	Pacific Coast	June 13-19
Austin Allen	Las Vegas	Pacific Coast	June 20-26

Name	Team	League	Week
Jeff Criswell	Lansing	Midwest	April 25-May 1
Parker Dunshee	Las Vegas	Pacific Coast	May 2-8
Kyle Virbitsky	Stockton	California	June 13-19
Wander Guante	Arizona A's	Arizona Complex	June 20-26
Jack Owen	Lansing	Midwest	July 4-10
Charles Hall	Midland	Texas	July 11-17
Jack Cushing	Midland	Texas	Aug. 29-Sept. 4

# MINOR LEAGUE SCHEDULES

## LAS VEGAS

### MARCH/APRIL

31-2 ..... at Reno  
4-9 ..... Oklahoma City  
11-16 ..... Salt Lake  
18-23 ..... at Sugar Lake  
25-30 ..... Tacoma

### MAY

2-7 ..... at Sacramento  
9-14 ..... Albuquerque  
16-21 ..... at Salt Lake  
17-22 ..... at Reno  
23-28 ..... at Tacoma  
30-31 ..... El Paso

### JUNE

1-4 ..... El Paso  
6-11 ..... at Sacramento  
13-18 ..... Reno  
20-25 ..... at Oklahoma City  
28-30 ..... Round Rock

### JULY

1-3 ..... Round Rock  
4-9 ..... at El Paso  
10-13 ..... ALL-STAR BREAK  
14-16 ..... Reno  
18-23 ..... at Salt Lake  
25-30 ..... Sugar Land

### AUGUST

1-6 ..... at Albuquerque  
8-13 ..... Sacramento  
15-20 ..... at Reno  
22-27 ..... at Tacoma  
29-31 ..... Salt Lake

### SEPTEMBER

1-3 ..... Salt Lake  
5-10 ..... Sacramento  
12-17 ..... at Round Rock  
19-24 ..... Reno

## ARIZONA

Coming soon

## MIDLAND

### APRIL

6-8 ..... at NW Arkansas  
11-16 ..... Tulsa  
18-23 ..... at Springfield  
25-30 ..... Corpus Christi

### MAY

2-7 ..... Frisco  
9-14 ..... at Amarillo  
16-21 ..... San Antonio  
23-28 ..... at Corpus Christi  
30-31 ..... at Arkansas

### JUNE

1-4 ..... at Arkansas  
6-11 ..... Amarillo  
13-18 ..... Wichita  
20-25 ..... at San Antonio  
28-30 ..... Corpus Christi

### JULY

1-3 ..... Corpus Christi  
4-9 ..... at Frisco  
10-13 ..... ALL-STAR BREAK  
14-16 ..... Tulsa  
18-23 ..... at Corpus Christi  
25-30 ..... Amarillo

### AUGUST

1-6 ..... at Frisco  
8-13 ..... Arkansas  
15-20 ..... at San Antonio  
22-27 ..... Frisco  
29-31 ..... at Amarillo

### SEPTEMBER

1-3 ..... at Amarillo  
5-10 ..... San Antonio  
12-17 ..... at Wichita

## LANSING

### APRIL

7-9 ..... at Great Lakes  
11-16 ..... West Michigan  
18-23 ..... at Lake County  
25-30 ..... Quad Cities

### MAY

2-7 ..... Dayton  
9-14 ..... at West Michigan  
16-21 ..... Lake County  
23-28 ..... at Fort Wayne  
30-31 ..... Cedar Rapids

### JUNE

1-4 ..... Cedar Rapids  
6-11 ..... at South Bend  
13-18 ..... Peoria  
20-25 ..... at Wisconsin  
28-30 ..... at Great Lakes

### JULY

1-3 ..... at Great Lakes  
4-9 ..... Lake County  
10-13 ..... ALL-STAR BREAK  
14-16 ..... at West Michigan  
18-23 ..... Great Lakes  
25-30 ..... at Quad Cities

### AUGUST

1-6 ..... at Cedar Rapids  
8-13 ..... Fort Wayne  
15-20 ..... Great Lakes  
22-27 ..... at Dayton  
29-31 ..... West Michigan

### SEPTEMBER

1-3 ..... West Michigan  
5-10 ..... Lake County

## STOCKTON

### APRIL

7-9 ..... Modesto  
11-16 ..... at Fresno  
18-23 ..... Visalia  
25-30 ..... at Modesto

### MAY

2-7 ..... Fresno  
9-14 ..... at Rancho Cucamonga  
16-21 ..... San Jose  
23-28 ..... at Fresno  
29 & 31 ..... Modesto

### JUNE

1-4 ..... Modesto  
6-11 ..... at Inland Empire  
13-18 ..... at Lake Elsinore  
20-25 ..... San Jose  
28-30 ..... Fresno

### JULY

1-3 ..... Fresno  
4-9 ..... at Modesto  
10-13 ..... ALL-STAR BREAK  
14-16 ..... Inland Empire  
18-23 ..... at San Jose  
25-30 ..... Lake Elsinore

### AUGUST

1-6 ..... at Visalia  
8-13 ..... Modesto  
15-20 ..... San Jose  
22-27 ..... at Fresno  
29-31 ..... Rancho Cucamonga

### SEPTEMBER

1-3 ..... Rancho Cucamonga  
5-10 ..... at San Jose

# MINOR LEAGUE STATISTICS

## LAS VEGAS

BATTERS	AVG	G	AB	R	H	2B	3B	HR	RBI	SH	SF	HP	BB	IBB	SO	SB	CS	DP	SLG	OBP	E
Allen, A	.271	35	129	17	35	11	0	5	26	1	1	4	12	0	37	0	0	2	.349	.473	2
Allen, N	.266	46	173	31	46	10	0	2	16	4	0	2	27	0	34	10	2	2	.371	.358	2
Barrera, L	.263	85	312	55	82	16	7	8	45	1	3	3	29	0	68	9	3	5	.329	.436	7
Bechina, M	.100	11	30	3	3	0	0	1	2	0	0	1	6	0	12	0	1	0	.270	.200	0
Bethancourt, C	.263	5	19	3	5	2	0	2	2	0	0	2	0	4	0	0	2	333	.684	1	
Bolt, S	.326	24	95	15	31	7	0	4	23	0	0	2	7	0	23	1	1	2	.385	.526	1
Bride, J	.393	18	61	14	24	6	0	2	10	0	0	4	13	0	12	0	0	3	.526	.590	0
Capel, C	.321	7	28	4	9	2	0	0	4	0	0	1	3	0	8	2	1	1	.406	.393	0
Davidson, M	.297	75	279	59	83	9	1	24	54	0	1	13	38	1	88	0	0	6	.405	.595	4
Diaz, J	.348	26	112	19	39	8	1	4	25	0	1	1	6	0	15	0	0	3	.383	.545	3
Fernandez, V	.248	102	311	61	77	18	5	15	49	0	2	11	36	1	120	4	0	2	.344	.482	9
Garcia, D	.264	68	239	51	63	15	1	13	44	0	5	2	32	0	83	4	1	1	.349	.498	7
Gelof, Z	.257	9	35	7	9	1	0	5	5	0	0	0	3	0	11	1	0	1	.316	.714	2
Jackson, D	.243	50	148	19	36	5	0	1	14	0	0	2	23	0	56	8	1	6	.353	.297	7
Kelly, D	.219	98	310	49	68	12	2	15	48	0	0	6	44	1	118	7	3	9	.328	.416	1
Langeliers, S	.283	92	353	62	100	19	2	19	56	0	2	4	43	0	88	5	1	6	.366	.510	8
Laureano, R	.135	10	37	10	5	2	0	0	2	0	0	2	5	0	11	2	0	1	.273	.189	1
Lopes, C	.257	53	187	24	48	14	1	2	22	0	2	4	23	0	56	4	1	2	.347	.374	1
Lopez, H	.000	1	1	0	0	0	0	0	0	0	0	0	0	0	1	0	0	0	.000	.000	0
Lowrie, J	.316	5	19	5	6	0	0	2	3	0	0	0	2	0	4	0	0	0	.381	.632	0
Machin, V	.324	64	256	41	83	16	3	4	49	0	2	1	33	0	30	0	0	10	.401	.457	13
MacKinnon, D	.297	16	64	6	19	5	0	1	9	0	1	1	7	0	12	0	0	1	.370	.422	1
McCann, K	.167	7	24	4	4	2	0	1	1	0	0	1	3	0	9	0	0	1	.286	.375	1
McDonald, M	.267	67	210	37	56	9	1	2	17	5	1	4	32	0	55	7	4	3	.372	.348	3
McKinney, B	.295	69	251	48	74	13	5	12	49	0	0	6	36	1	83	2	0	1	.396	.530	1
Mondou, N	.283	108	385	59	109	30	3	7	64	0	5	13	46	1	83	1	1	5	.374	.431	8
Mujica, J	.250	1	4	1	1	0	0	0	0	0	0	0	0	0	3	0	0	0	.250	.250	0
Neuse, S	.398	25	108	14	43	6	1	5	20	0	2	0	3	0	22	2	0	3	.407	.611	1
Pache, C	.248	41	157	15	39	8	1	4	20	0	2	1	11	0	39	1	1	5	.298	.389	1
Peralta, E	.000	3	3	1	0	0	0	0	0	0	0	0	0	0	2	0	0	0	.000	.000	0
Piscotty, S	.381	5	21	2	8	1	0	0	1	0	0	1	1	0	3	0	0	2	.435	.429	0
Reed, B	.196	20	51	5	10	0	0	0	3	1	0	0	4	0	16	1	0	1	.255	.196	4
Schuemann, M	.143	11	35	5	5	2	0	1	2	0	0	0	6	0	16	1	1	1	.268	.286	1
Schwartz, J	.207	12	29	3	6	0	0	1	5	0	1	0	4	0	11	0	0	0	.294	.310	1
Simoneit, W	.293	18	41	11	12	4	0	0	7	0	1	0	8	0	13	0	0	0	.400	.390	0
Smith, K	.268	86	332	44	89	16	2	13	49	1	4	4	29	1	112	6	1	4	.331	.446	10
Soderstrom, T	.297	9	37	2	11	1	0	1	6	0	0	0	1	0	13	0	0	0	.316	.405	2
Stevenson, C	.322	24	87	23	28	2	2	4	19	0	2	1	14	0	12	7	1	1	.413	.529	0
Taylor, B	.250	27	100	20	25	6	0	4	13	0	0	4	16	0	28	0	0	4	.375	.430	1
Thames, E	.274	22	84	9	23	6	0	3	16	0	0	1	7	0	35	0	0	1	.337	.452	0
Thomas, C	.200	10	35	3	7	3	0	1	8	0	1	1	2	0	13	0	0	0	.256	.371	0
Vogt, S	.278	5	18	3	5	1	0	1	2	0	0	0	1	0	6	0	0	0	.316	.500	0
<b>Team Total</b>	<b>.274</b>	<b>150</b>	<b>5210</b>	<b>864</b>	<b>1426</b>	<b>288</b>	<b>38</b>	<b>189</b>	<b>810</b>	<b>13</b>	<b>39</b>	<b>101</b>	<b>618</b>	<b>6</b>	<b>1465</b>	<b>85</b>	<b>24</b>	<b>97</b>	<b>.359</b>	<b>.452</b>	<b>116</b>

PITCHERS	W	L	ERA	G	GS	CG	SHO	SV	SVO	IP	H	R	ER	HR	HB	BB	IBB	SO	WP	BK	AVG
Acton, G	2	6	5.53	32	2	0	0	3	8	42.1	46	32	26	12	2	15	0	50	0	1	.279
Breault, H	0	0	9.82	6	0	0	0	0	0	7.1	14	8	8	3	2	2	0	4	0	0	.389
Brown, A	7	4	4.77	46	1	0	0	3	6	66.0	57	42	35	13	4	39	4	71	1	0	.231
Castellani, R	2	1	11.97	26	0	0	0	3	4	29.1	40	45	39	6	8	40	0	25	10	0	.320
Conley, B	0	1	7.36	6	0	0	0	0	0	7.1	9	6	6	3	0	5	0	9	0	1	.310
Criswell, J	0	1	4.22	2	2	0	0	0	0	10.2	10	5	5	0	0	3	0	4	1	0	.263
Cushing, J	1	3	14.14	6	6	0	0	0	0	21.0	43	34	33	11	1	7	0	20	1	0	.402
Cyr, T	0	0	5.40	4	0	0	0	0	0	5.0	7	3	3	1	0	5	0	8	0	0	.333
T Cyr, T	2	3	2.85	39	0	0	0	6	6	41.0	33	16	13	1	1	23	0	45	2	0	.220
Damron, T	2	1	5.11	8	5	0	0	0	0	24.2	29	14	14	5	0	11	0	21	1	0	.290
Dunshee, P	5	11	9.22	31	20	0	0	0	0	111.1	140	117	114	38	16	56	0	92	2	1	.304
Harris, H	1	3	6.35	8	8	0	0	0	0	28.1	31	21	20	6	1	17	0	39	2	0	.277
Holmes, G	1	2	8.27	28	3	0	0	0	0	37.0	57	34	34	10	5	14	0	26	3	0	.356
Honeywell Jr., B	0	3	7.79	11	0	0	0	0	1	17.1	28	15	15	7	1	7	0	21	1	0	.373

PITCHERS	W	L	ERA	G	GS	CG	SHO	SV	SVO	IP	H	R	ER	HR	HB	BB	IBB	SO	WP	BK	AVG
Howard, B	3	1	6.72	42	3	0	0	0	0	69.2	83	55	52	14	2	32	1	65	5	0	.297
Jiménez, D	0	0	0.00	2	0	0	0	0	0	2.0	0	0	0	0	0	0	0	4	0	0	.000
Kaprielian, J	0	1	9.35	2	2	0	0	0	0	8.2	12	9	9	1	1	5	0	7	0	0	.353
Klobosits, G	0	1	7.59	11	0	0	0	1	2	10.2	12	10	9	3	1	6	0	12	0	0	.279
Koenig, J	6	6	4.71	20	18	0	0	0	0	107.0	112	57	56	13	0	30	0	104	4	0	.269
Kolarek, A	2	3	6.10	37	0	0	2	4	41.1	42	29	28	4	5	16	0	39	4	1	.269	
Lemoine, J	2	1	4.95	26	2	0	0	1	2	36.1	42	21	20	5	0	22	0	26	3	0	.294
Logue, Z	3	6	8.12	17	17	0	0	0	0	78.2	119	74	71	25	7	38	1	59	2	0	.352
Markel, P	3	0	1.89	17	0	0	0	1	2	19.0	13	5	4	2	1	10	0	28	1	0	.191
T Markel, P	4	3	6.30	41	0	0	0	2	3	40.0	41	31	28	7	3	28	0	55	8	1	.259
Martinez, A	5	7	5.72	18	18	1	0	0	0	89.2	94	64	57	24	5	33	0	100	11	0	.270
McKay, D	0	0	7.11	5	0	0	0	0	0	6.1	9	5	5	2	0	2	0	5	1	0	.360
T McKay, D	3	0	4.50	26	0	0	0	1	2	32.0	30	16	16	6	0	14	0	34	3	1	.250
Miller, M	0	1	5.40	2	2	0	0	0	0	5.0	5	3	3	2	0	1	0	7	0	0	.294
Mondou, N	0	0	13.50	1	0	0	0	0	0	1.1	1	2	2	1	0	1	0	0	0	0	.200
Oller, A	3	0	3.69	7	7	0	0	0	0	31.2	29	17	13	0	1	17	0	32	1	0	.242
Peluse, C	0	1	37.80	1	1	0	0	0	0	1.2	7	7	7	2	0	1	0	1	1	0	.538
Pimentel, C	1	1	3.48	9	0	0	0	1	2	10.1	6	5	4	1	2	7	0	8	0	1	.171
Pruitt, A	1	0	3.27	12	0	0	0	1	1	22.0	20	10	8	0	3	2	0	20	0	1	.238
Romero, M	2	1	7.76	38	2	0	0	0	1	53.1	72	48	46	9	3	30	0	32	7	0	.329
Ruiz, N	5	1	3.73	31	0	0	0	2	3	41.0	36	18	17	5	0	16	1	39	2	1	.229
Sears, J	0	0	1.93	1	1	0	0	0	0	4.2	4	1	1	0	0	0	0	5	0	0	.235
T Sears, J	1	1	1.70	12	10	0	0	0	0	47.2	28	13	9	3	1	7	0	60	1	0	.163
Selman, S	2	0	2.83	28	0	0	0	6	9	35.0	20	11	11	2	4	18	1	36	2	0	.164
Snead, K	2	0	4.61	11	0	0	0	1	2	13.2	13	7	7	1	1	3	1	20	0	0	.245
Tapia, D	0	0	1.76	27	0	0	0	4	5	30.2	25	12	6	1	3	12	0	29	1	0	.219
T Tapia, D	0	0	2.02	32	0	0	0	4	5	35.2	28	14	8	1	3	15	0	31	1	0	.215
Taylor, B	0	0	0.00	1	0	0	0	0	0	1.0	1	0	0	0	0	0	0	0	0	0	.333
Waldichuk, K	0	1	3.38	4	4	0	0	0	0	18.2	20	9	7	3	1	3	0	21	1	0	.267
T Waldichuk, K	2	4	3.53	15	15	0	0	0	0	66.1	58	29	26	8	8	26	0	91	3	0	.233
Walkinshaw, J	1	0	3.44	6	0	0	0	1	1	18.1	21	9	7	3	0	4	0	11	0	0	.280
Wiles, C	9	11	5.40	26	26	1	0	0	0	143.1	175	100	86	27	6	27	0	106	2	0	.298
Team Total	71	79	6.11	150	150	2	3	30	53	1308.2	1504	964	888	265	86	557	9	1206	70	7	.288

## MIDLAND

BATTERS	AVG	G	AB	R	H	2B	3B	HR	RBI	SH	SF	HP	BB	IBB	SO	SB	CS	DP	SLG	OBP	E
Bechina, M	.227	78	273	35	62	13	1	7	30	0	0	9	31	0	102	7	5	7	.326	.359	4
Beck, A	.230	21	74	5	17	1	0	1	5	0	0	0	2	0	27	2	0	1	.250	.284	0
Bride, J	.315	19	73	18	23	9	0	4	22	0	2	1	11	0	11	0	0	4	.402	.603	2
Brito, M	.000	5	6	1	0	0	0	0	0	0	0	0	0	0	1	0	0	0	.000	.000	0
Calabuig, C	.313	110	380	54	119	25	2	6	48	0	2	5	47	0	56	3	1	10	.394	.437	4
Cusick, R	.000	13	0	0	0	0	0	0	0	0	0	0	0	0	0	0	0	0	.000	.000	1
Davidson, L	.252	111	424	72	107	21	1	14	56	0	4	3	53	0	134	4	1	9	.337	.406	21
Diaz, J	.319	94	379	48	121	26	0	15	58	0	2	4	22	0	61	0	0	15	.361	.507	8
Eierman, J	.203	72	290	37	59	13	0	14	44	0	3	1	18	0	104	3	3	4	.250	.393	13
Foyle, E	.243	54	189	26	46	9	0	2	24	0	1	4	29	0	38	0	0	1	.354	.323	0
Gelof, Z	.271	87	354	54	96	16	2	13	61	0	1	0	47	0	110	9	2	10	.356	.438	9
Greer, J	.000	1	2	0	0	0	0	0	0	0	0	0	0	0	1	0	0	0	.000	.000	0
Guldborg, M	.277	52	166	27	46	7	1	0	18	1	3	3	18	0	35	4	3	2	.353	.331	0
Harris, B	.286	84	315	51	90	15	2	10	45	5	2	7	31	0	62	11	5	14	.361	.441	7
Lopez, H	.333	1	3	0	1	0	0	0	1	0	0	0	1	0	0	0	0	0	.500	.333	0
McCann, K	.238	98	370	61	88	18	0	20	65	0	1	6	53	0	144	2	0	5	.342	.449	6
McDonald, M	.323	16	62	10	20	4	0	1	6	2	0	3	6	0	15	4	0	0	.408	.435	1
Schuemann, M	.290	79	290	62	84	13	3	8	39	6	4	17	50	0	84	23	5	7	.418	.438	9
Schwarz, J	.304	68	247	31	75	17	0	8	38	0	4	2	37	0	68	2	1	6	.393	.470	0
Selman, S	.211	82	270	41	57	13	1	11	41	0	3	8	25	0	96	2	0	2	.294	.389	1
Simoneit, W	.258	64	209	42	54	14	0	5	28	0	2	7	38	1	59	2	2	7	.387	.397	7
Soderstrom, T	.278	36	133	17	37	1	2	8	28	0	3	1	10	1	33	0	1	4	.327	.496	2
Suddleson, J	.243	11	37	4	9	1	0	1	5	0	1	1	5	0	13	0	0	0	.341	.351	0
Valenzuela, J	.211	25	90	14	19	4	0	4	11	0	0	1	5	0	17	0	1	5	.253	.389	1
Team Total	.265	137	4636	710	1230	240	15	152	673	14	38	82	539	2	1271	78	30	113	.350	.422	109

PITCHERS	W	L	ERA	G	GS	CG	SHO	SV	SVO	IP	H	R	ER	HR	HB	BB	IBB	SO	WP	BK	AVG
Acton, G	1	3	4.23	19	0	0	0	6	8	27.2	29	16	13	3	0	14	4	42	0	0	.269
Briggs, A	3	2	4.26	28	0	0	0	6	7	31.2	33	29	15	4	2	21	3	32	6	0	.266
Charles, W	2	0	11.43	30	0	0	0	0	1	37.0	57	51	47	6	1	38	1	34	5	4	.350
Cohen, C	5	4	3.41	44	1	0	0	7	10	58.0	48	25	22	5	3	31	2	67	7	0	.227
Coker, C	0	0	0.00	1	0	0	0	0	0	2.0	1	0	0	0	0	0	0	1	0	0	.143
Conley, B	2	4	4.50	35	0	0	0	4	5	48.0	59	30	24	3	4	24	1	46	10	0	.307
Criswell, J	2	6	4.21	12	9	0	0	0	0	57.2	61	28	27	6	0	24	0	57	6	2	.274
Cushing, J	11	3	3.67	19	19	1	0	0	0	110.1	112	53	45	8	2	32	0	95	4	0	.257
Cusick, R	1	6	7.02	12	9	0	0	0	0	41.0	53	36	32	4	1	30	0	43	6	0	.319
Damron, T	6	4	4.11	19	18	0	0	0	0	92.0	102	50	42	13	5	32	0	71	4	0	.284
Danielak, M	4	3	3.98	41	1	0	0	3	4	74.2	77	38	33	8	0	27	0	63	7	2	.266
Ginn, J	1	4	6.11	10	10	0	0	0	0	35.1	38	28	24	3	4	14	0	41	7	1	.264
Guante, W	0	1	14.50	1	1	0	0	0	0	1.1	7	6	6	2	0	1	0	0	0	0	.636
Hall, C	2	2	2.43	23	0	0	0	3	4	33.1	21	14	9	5	2	26	2	42	4	0	.178
Harris, H	1	0	1.67	8	7	0	0	0	0	32.1	15	6	6	0	0	19	0	48	1	0	.136
Highberger, N	2	1	6.43	39	0	0	0	0	1	56.0	62	46	40	4	3	45	0	50	13	2	.279
Kubo, T	0	0	1.93	3	0	0	0	0	0	4.2	4	1	1	0	1	1	0	7	0	0	.250
Leal, D	4	6	4.84	20	19	0	0	0	0	115.1	138	66	62	12	8	14	0	77	2	0	.297
McIntyre, A	0	0	18.00	1	0	0	0	0	0	1.0	2	2	2	0	0	2	0	0	0	0	.400
Medina, L	1	4	11.76	7	7	0	0	0	0	20.2	35	28	27	3	1	22	0	26	8	1	.389
Medina, L	4	3	3.38	17	17	0	0	0	0	72.0	46	32	27	4	7	40	0	81	16	0	.179
Medina, L	5	7	5.24	24	24	0	0	0	0	92.2	81	60	54	7	8	62	0	107	24	1	.233
Milburn, M	3	8	6.07	29	12	0	0	0	1	99.1	130	76	67	14	8	31	0	70	1	0	.321
Peluse, C	10	6	5.38	23	21	0	0	1	1	118.2	133	78	71	17	3	28	0	92	1	1	.278
Pimentel, C	2	0	4.82	23	0	0	0	2	3	28.0	30	15	15	2	1	27	0	40	4	2	.265
Plunkett, Z	2	1	3.91	17	0	0	0	0	0	25.1	25	17	11	5	1	7	0	20	1	1	.253
Plunkett, Z	1	1	14.81	6	0	0	0	0	0	10.1	19	18	17	5	1	3	1	5	0	0	.388
Plunkett, Z	3	2	7.07	23	0	0	0	0	1	35.2	44	35	28	10	2	10	1	25	1	1	.297
Sawyer, D	0	0	3.09	8	0	0	0	0	0	11.2	8	6	4	2	1	8	0	12	1	0	.211
Selman, S	0	0	27.00	3	0	0	0	0	0	3.0	8	9	9	1	0	6	0	1	0	0	.500
Simoneit, W	0	1	27.00	1	0	0	0	0	0	1.0	2	4	3	1	1	2	0	0	0	0	.667
Supak, T	0	0	1.59	3	3	0	0	0	0	5.2	3	1	1	0	0	5	0	8	0	0	.158
Weisenburger, J	1	0	4.82	8	0	0	0	3	4	9.1	6	5	5	2	0	3	0	11	1	0	.176
Whittlesey, B	0	2	12.46	8	0	0	0	0	0	13.0	24	19	18	3	1	5	1	7	1	0	.400
<b>Team Total</b>	<b>66</b>	<b>71</b>	<b>5.09</b>	<b>137</b>	<b>137</b>	<b>1</b>	<b>4</b>	<b>35</b>	<b>50</b>	<b>1195.0</b>	<b>1323</b>	<b>783</b>	<b>676</b>	<b>136</b>	<b>57</b>	<b>539</b>	<b>14</b>	<b>1103</b>	<b>100</b>	<b>16</b>	<b>.280</b>

## LANSING

BATTERS	AVG	G	AB	R	H	2B	3B	HR	RBI	SH	SF	HP	BB	IBB	SO	SB	CS	DP	SLG	OBP	E
Angeles, E	.278	97	363	29	101	19	1	2	32	2	2	4	17	0	58	8	6	10	.316	.353	9
Armenteros, L	.261	56	165	29	43	6	0	10	26	1	1	2	29	0	86	13	4	1	.376	.479	1
Bechina, M	.267	13	45	9	12	2	2	0	5	0	0	3	8	0	15	0	0	0	.411	.400	1
Beck, A	.247	43	146	23	36	3	0	8	25	0	5	1	15	0	36	1	0	2	.311	.432	0
Bowman, C	.209	33	115	12	24	2	0	3	12	0	1	4	9	0	38	12	0	0	.287	.304	3
T Bowman, C	.215	113	414	66	89	17	1	11	47	0	6	9	64	0	135	47	6	5	.329	.341	5
Brito, M	.176	6	17	3	3	0	0	0	1	0	0	1	2	0	9	2	0	0	.300	.176	1
Buelvas, B	.195	69	236	28	46	14	1	7	26	0	1	6	17	0	57	7	4	11	.265	.352	3
Butler, J	.244	37	119	16	29	8	1	2	21	0	2	0	15	0	33	4	0	1	.324	.378	0
Butler, L	.270	81	293	52	79	19	3	11	41	0	0	0	40	1	105	13	5	3	.357	.468	4
Campos, A	.304	23	69	14	21	2	0	2	9	0	0	0	14	0	18	1	0	3	.422	.420	5
Clarke, D	.209	51	187	30	39	9	2	8	21	0	1	2	28	0	79	16	1	1	.317	.406	1
Cross, M	.180	43	133	17	24	4	1	6	19	0	4	1	13	0	53	0	0	5	.252	.361	7
Harris, B	.304	29	102	22	31	7	0	7	18	0	1	1	19	0	21	0	0	2	.415	.578	5
Lopez, H	.146	14	41	2	6	0	0	0	5	0	0	0	4	0	17	0	0	0	.222	.146	2
Maciel, G	.275	62	211	31	58	11	3	1	16	4	0	4	23	0	34	7	2	1	.357	.370	2
McColl, P	.194	73	211	25	41	7	2	2	15	1	1	2	28	0	74	1	0	2	.293	.275	5
McDonald, J	.232	84	298	34	69	15	0	9	41	1	5	6	28	0	106	1	2	9	.306	.372	3
McGuire, S	.236	33	110	16	26	5	1	1	13	0	2	4	26	0	18	2	0	6	.394	.327	4
Muncy, M	.226	42	168	19	38	12	2	3	19	0	2	2	18	0	60	13	1	1	.305	.375	7
Richards, K	.176	22	68	6	12	3	1	1	8	0	2	2	3	0	21	1	1	2	.227	.294	0
Soderstrom, T	.260	89	335	47	87	19	3	20	71	0	3	4	29	1	99	0	0	10	.323	.513	3
Swift, D	.253	59	221	38	56	8	1	1	16	0	1	4	30	0	61	21	2	2	.352	.312	4
Valenzuela, S	.197	49	152	16	30	6	0	0	11	2	0	2	11	0	39	1	2	2	.261	.237	9
Winkler, J	.267	60	206	31	55	9	1	4	25	0	0	6	22	0	37	4	2	3	.355	.379	10
Wright, J	.274	81	274	30	75	13	4	1	22	1	2	2	17	0	46	5	3	10	.319	.361	11
<b>Team Total</b>	<b>.243</b>	<b>131</b>	<b>4285</b>	<b>579</b>	<b>1041</b>	<b>203</b>	<b>29</b>	<b>109</b>	<b>518</b>	<b>12</b>	<b>36</b>	<b>63</b>	<b>465</b>	<b>2</b>	<b>1220</b>	<b>133</b>	<b>35</b>	<b>87</b>	<b>.324</b>	<b>.380</b>	<b>111</b>

PITCHERS	W	L	ERA	G	GS	CG	SHO	SV	SVO	IP	H	R	ER	HR	HB	BB	IBB	SO	WP	BK	AVG
Baram, E	1	1	7.58	15	0	0	0	0	2	19.0	19	21	16	3	3	20	2	10	2	0	.260
Berrios, O	5	8	6.17	27	11	0	0	3	3	93.1	103	69	64	16	6	33	0	79	5	0	.270
Coker, C	1	0	3.00	12	0	0	0	3	3	18.0	21	7	6	2	0	7	0	17	0	0	.280
Criswell, J	2	3	3.78	10	10	1	1	0	0	50.0	37	24	21	7	3	18	0	58	2	1	.206
Czyz, T	1	0	3.38	4	0	0	0	0	0	5.1	4	2	2	0	0	4	0	7	1	0	.211
Dallas, M	0	0	1.35	4	0	0	0	0	0	6.2	2	1	1	1	0	0	0	8	0	0	.095
DeMers, J	3	3	5.68	28	0	0	0	0	3	52.1	66	36	33	4	9	12	0	33	5	6	.320
Emanuel, S	3	8	6.62	17	12	0	0	0	0	69.1	90	57	51	11	5	45	0	73	13	0	.310
Estes, J	3	7	4.55	20	0	0	0	0	0	91.0	86	47	46	17	9	30	0	92	0	0	.250
Fernandez, C	0	3	6.91	8	6	0	0	0	0	28.2	31	22	22	4	2	17	0	26	3	0	.274
Gonzalez, J	0	0	11.88	5	1	0	0	0	0	8.1	13	11	11	1	0	6	0	5	0	0	.351
Granado, D	1	2	6.08	27	1	0	0	0	0	40.0	50	33	27	2	6	26	1	40	5	1	.299
Hall, C	0	0	12.00	3	0	0	0	0	0	3.0	3	4	4	0	0	0	0	4	1	0	.231
Harris, H	0	1	1.38	7	7	0	0	0	0	13.0	5	4	2	0	2	7	0	18	0	0	.114
Holman, G	1	4	4.66	9	7	0	0	0	0	36.2	38	20	19	2	4	5	0	35	2	0	.262
Infante, A	4	2	4.29	39	0	0	0	6	7	50.1	55	30	24	3	7	24	0	42	1	1	.279
Juan, J	0	0	4.86	6	4	0	0	0	0	16.2	10	9	9	3	2	8	0	20	1	1	.169
Kubo, T	4	4	4.44	36	0	0	0	10	13	46.2	38	25	23	4	1	33	2	54	7	0	.218
Lardner, M	2	4	4.55	19	8	0	0	0	0	57.1	62	35	29	8	4	21	0	58	5	0	.270
Leal, D	2	1	2.08	5	2	0	0	0	0	21.2	12	6	5	2	1	3	0	27	1	0	.158
Martinez, D	1	4	9.00	30	1	0	0	0	2	39.0	49	41	39	12	2	27	1	35	11	0	.310
McColl, P	0	0	14.21	6	0	0	0	0	0	6.1	13	11	10	3	3	1	0	0	0	0	.419
Miller, M	0	1	3.86	3	3	0	0	0	0	7.0	3	3	3	1	0	2	0	13	0	0	.125
Nambiar, K	6	5	5.55	43	0	0	0	0	6	60.0	49	41	37	5	7	32	0	62	3	1	.228
Owen, J	6	1	3.35	11	9	1	0	0	0	51.0	43	21	19	3	1	14	0	44	3	0	.224
Tomioka, S	0	4	7.32	21	2	0	0	2	2	35.2	49	32	29	6	6	19	0	29	4	0	.333
Virbitsky, K	2	3	4.31	7	7	0	0	0	0	39.2	35	20	19	9	3	10	0	41	1	0	.236
Walkinshaw, J	3	1	3.83	9	8	0	0	0	0	40.0	37	18	17	5	1	11	1	43	3	0	.242
Watters, J	0	0	0.00	2	2	0	0	0	0	3.0	1	1	0	0	1	3	0	2	1	0	.091
Whittlesey, B	3	2	2.90	33	0	0	0	3	5	49.2	54	24	16	5	1	19	0	30	1	0	.276
Wright, J	0	1	27.00	1	0	0	0	0	0	1.0	4	4	3	0	0	1	0	0	0	0	.667
<b>Team Total</b>	<b>54</b>	<b>77</b>	<b>5.10</b>	<b>131</b>	<b>131</b>	<b>2</b>	<b>7</b>	<b>27</b>	<b>46</b>	<b>1112.2</b>	<b>1132</b>	<b>705</b>	<b>631</b>	<b>143</b>	<b>96</b>	<b>482</b>	<b>7</b>	<b>1054</b>	<b>83</b>	<b>11</b>	<b>.261</b>

## STOCKTON

BATTERS	AVG	G	AB	R	H	2B	3B	HR	RBI	SH	SF	HP	BB	IBB	SO	SB	CS	DP	SLG	OBP	E
Alvarez, W	.235	18	51	4	12	3	0	0	6	4	1	0	6	0	16	1	0	2	.310	.294	6
Baram, E	.000	14	0	0	0	0	0	0	0	0	0	0	0	0	0	0	0	0	.000	.000	1
Bautista, D	.264	99	367	48	97	24	2	5	37	7	2	13	34	0	72	10	8	12	.346	.381	5
Betancourt, M	.133	5	15	0	2	1	0	0	2	0	0	0	0	0	8	0	0	0	.133	.200	0
Bride, J	.250	3	12	2	3	0	0	0	0	0	0	0	2	0	2	0	0	0	.357	.250	0
Brito, M	.208	27	96	16	20	1	1	2	8	2	0	2	20	0	47	2	0	1	.356	.302	3
Brueser, N	.160	56	187	17	30	6	0	6	19	1	1	6	30	0	88	1	1	5	.295	.289	5
Campos, A	.250	32	104	15	26	3	1	1	14	0	3	4	19	0	28	3	1	5	.377	.327	9
Clarke, D	.295	42	156	37	46	14	2	7	26	0	2	7	28	0	56	14	2	2	.420	.545	1
Greer, J	.160	50	156	9	25	4	0	1	6	1	0	1	16	0	80	7	0	3	.243	.205	10
Laureano, R	.250	3	12	0	3	0	0	0	0	0	0	0	0	0	3	0	0	0	.250	.250	0
Marinez, L	.250	1	4	1	1	0	0	0	1	0	0	0	1	0	2	0	0	0	.400	.250	0
Martinez, R	.163	16	49	4	8	1	0	0	1	0	1	0	5	0	26	1	1	0	.236	.184	2
Masterman, C	.231	24	91	14	21	6	0	2	13	0	1	1	8	0	36	0	1	1	.297	.363	0
McGuire, S	.290	50	176	20	51	7	2	1	21	0	2	6	32	0	42	4	2	0	.412	.369	6
Milone, B	.310	27	100	13	31	4	0	1	8	0	0	1	14	0	21	1	0	1	.400	.380	7
Mujica, J	.091	3	11	0	1	0	0	0	0	0	0	0	1	0	5	0	0	0	.167	.091	0
Muncy, M	.230	81	304	50	70	16	1	16	51	1	2	7	51	0	109	6	5	7	.352	.447	25
Paulino, J	.222	91	320	36	71	18	0	8	38	1	6	3	21	0	105	1	2	4	.271	.353	16
Perez, J	.249	116	398	74	99	21	2	15	62	2	7	5	70	0	148	32	7	8	.363	.425	9
Pineda, P	.188	42	144	22	27	3	3	4	13	1	1	8	17	0	77	5	1	0	.306	.333	2
Puason, R	.185	55	200	25	37	8	0	2	18	0	2	3	13	0	77	5	4	1	.243	.255	15
Ricciardi, M	.241	52	158	23	38	5	0	1	11	1	1	0	26	0	40	2	5	5	.346	.291	3
Richards, K	.256	56	219	33	56	9	2	10	34	0	2	3	19	0	55	3	2	1	.321	.452	3
Rodriguez, C	.266	73	241	32	64	11	0	3	34	0	6	4	44	0	56	0	1	3	.380	.349	5
Salom, D	.226	23	84	8	19	3	0	0	8	1	1	2	9	0	13	1	2	3	.313	.262	6
Schofield-Sam, T	.259	109	409	51	106	23	3	6	55	0	5	18	22	1	79	8	5	5	.322	.374	24
Stevenson, T	.239	23	92	9	22	6	0	2	11	0	0	0	7	0	38	0	0	1	.293	.370	1
Susac, D	.286	25	98	14	28	7	0	1	13	0	0	2	7	0	25	0	0	2	.346	.388	4



BATTERS	AVG	G	AB	R	H	2B	3B	HR	RBI	SH	SF	HP	BB	IBB	SO	SB	CS	DP	SLG	OBP	E
Trenkle, C	.304	27	115	20	35	3	3	1	15	1	2	1	11	0	31	5	3	1	.364	.409	0
Uhl, C	.167	47	120	12	20	3	0	2	12	3	0	9	20	0	45	0	1	4	.329	.242	7
Vazquez, R	.000	39	2	0	0	0	0	0	0	0	0	0	0	0	2	0	0	0	.000	.000	0
<b>Team Total</b>	<b>.238</b>	<b>132</b>	<b>4491</b>	<b>609</b>	<b>1069</b>	<b>210</b>	<b>22</b>	<b>97</b>	<b>537</b>	<b>26</b>	<b>48</b>	<b>106</b>	<b>553</b>	<b>1</b>	<b>1432</b>	<b>112</b>	<b>54</b>	<b>77</b>	<b>.332</b>	<b>.359</b>	<b>193</b>
PITCHERS	W	L	ERA	G	GS	CG	SHO	SV	SVO	IP	H	R	ER	HR	HB	BB	IBB	SO	WP	BK	AVG
Adamiak, M	0	0	13.50	1	0	0	0	0	1	2.0	5	3	3	0	0	1	0	3	0	0	.500
Alvarez, W	0	0	3.60	4	0	0	0	0	0	5.0	2	2	2	0	2	0	5	1	0	0	.125
Anderson, L	8	7	5.81	27	13	0	0	0	1	96.0	118	75	62	17	5	58	0	111	15	2	.295
Baram, E	0	1	6.11	14	0	0	0	1	2	17.2	16	15	12	2	3	11	0	19	3	1	.232
Baum, T	1	1	18.75	25	0	0	0	0	1	24.0	34	55	50	2	9	46	0	29	23	0	.327
Bautista, D	0	0	9.00	1	0	0	0	0	0	1.0	2	1	1	0	0	0	0	0	0	0	.500
Beers, B	2	2	4.08	7	6	0	0	0	0	39.2	38	19	18	7	2	7	0	51	5	0	.250
Breault, H	2	6	3.72	44	0	0	0	10	18	58.0	69	43	24	9	5	17	0	64	4	0	.288
Brito, S	1	3	2.84	21	0	0	0	2	6	25.1	19	13	8	3	1	9	0	39	7	0	.194
T Brito, S	1	3	3.41	24	0	0	0	2	6	29.0	25	17	11	4	1	11	0	42	7	0	.217
Carrasco, L	0	0	13.50	2	0	0	0	0	0	1.1	5	3	2	0	0	0	0	2	0	0	.417
Cedano, A	0	1	12.39	17	0	0	0	1	2	20.1	36	33	28	6	2	12	0	21	5	0	.364
Cohn, A	3	4	4.95	41	0	0	0	2	5	56.1	71	38	31	10	5	17	1	43	5	1	.300
Coker, C	1	0	1.76	11	0	0	0	2	2	15.1	18	7	3	1	0	2	0	16	0	1	.265
Cota, C	2	2	5.96	37	0	0	0	2	4	48.1	53	34	32	10	5	28	0	44	8	0	.277
Dicochea, J	0	2	15.88	3	3	0	0	0	0	5.2	10	10	10	0	0	9	0	7	3	1	.370
Emanuel, S	0	3	5.79	6	3	0	0	1	1	28.0	30	20	18	5	1	17	0	32	4	1	.275
Gimenez, D	1	6	5.51	12	8	0	0	0	0	47.1	55	47	29	11	5	30	0	57	6	1	.284
Gonzalez, J	1	7	5.48	17	14	0	0	1	1	70.2	71	50	43	11	8	30	0	71	3	2	.260
Guarate, C	2	2	13.20	7	3	0	0	0	0	15.0	30	22	22	5	1	4	0	10	0	0	.405
T Guarate, C	7	6	5.68	26	15	0	0	0	0	90.1	109	61	57	16	5	28	0	69	4	0	.296
Hoglund, G	0	0	0.00	1	1	0	0	0	0	3.0	3	1	0	0	0	1	0	1	0	1	.250
Honeywell Jr., B	0	0	3.00	2	2	0	0	0	0	3.0	4	1	1	0	0	1	0	3	0	0	.333
Irvin, C	1	0	1.80	1	1	0	0	0	0	5.0	5	1	1	1	0	0	0	6	0	0	.250
Irvin, G	0	0	2.25	6	0	0	0	0	0	8.0	7	2	2	0	0	3	0	13	0	0	.233
Judkins, G	3	4	5.43	15	13	0	0	0	0	66.1	72	44	40	12	5	35	0	66	4	0	.271
Kaprielian, J	1	0	3.60	1	1	0	0	0	0	5.0	3	2	2	0	0	0	0	6	0	0	.167
Long, N	0	1	8.10	8	0	0	0	0	0	6.2	4	6	6	0	1	8	0	7	3	0	.160
Myers, M	4	10	5.50	23	22	0	0	0	0	124.1	143	83	76	26	9	38	0	98	4	2	.285
Owen, J	3	4	3.41	23	1	0	0	3	3	37.0	35	20	14	5	1	9	0	48	3	0	.245
Perkins, J	0	0	2.00	5	1	0	0	0	0	9.0	5	3	2	0	0	2	0	11	2	0	.161
Pfennigs, J	0	0	11.12	5	0	0	0	0	0	5.2	13	9	7	0	1	3	0	6	1	0	.448
Pontes, B	0	0	12.00	4	0	0	0	0	0	6.0	9	8	8	1	0	2	0	3	0	0	.321
Ricciardi, M	0	0	11.57	2	0	0	0	0	0	2.1	3	3	3	0	1	2	0	2	0	0	.300
Sanchez, Y	2	8	5.75	22	16	0	0	0	2	92.1	107	71	59	22	7	38	1	77	12	2	.290
Szynski, S	2	1	10.47	26	0	0	0	0	0	32.2	44	42	38	9	7	36	0	22	10	1	.319
Trivino, L	0	1	45.00	1	1	0	0	0	0	1.0	5	5	5	1	0	0	0	2	1	0	.625
Uhl, C	0	0	14.54	4	0	0	0	0	0	4.1	6	7	7	0	1	6	0	5	1	0	.353
Vazquez, R	0	3	8.76	37	0	0	0	1	4	50.1	78	55	49	8	11	33	0	45	18	1	.350
Virbitsky, K	5	4	4.78	16	15	0	0	0	0	86.2	101	53	46	9	5	20	0	99	4	1	.285
Watson, T	0	0	0.00	1	0	0	0	0	0	1.0	1	2	0	0	0	1	0	0	0	0	.200
Zhuang, C	0	4	4.71	8	8	0	0	0	0	42.0	46	35	22	9	2	9	0	43	0	1	.267
<b>Team Total</b>	<b>45</b>	<b>87</b>	<b>6.04</b>	<b>132</b>	<b>132</b>	<b>0</b>	<b>5</b>	<b>26</b>	<b>53</b>	<b>1168.2</b>	<b>1376</b>	<b>943</b>	<b>784</b>	<b>204</b>	<b>103</b>	<b>547</b>	<b>2</b>	<b>1187</b>	<b>155</b>	<b>19</b>	<b>.287</b>

## ARIZONA

BATTERS	AVG	G	AB	R	H	2B	3B	HR	RBI	SH	SF	HP	BB	IBB	SO	SB	CS	DP	SLG	OBP	E
Alvarez, W	.208	9	24	4	5	0	0	0	7	0	2	1	5	0	8	1	0	0	.344	.208	1
Amaya, C	.250	38	112	15	28	9	1	3	17	0	2	1	12	0	31	2	1	1	.323	.429	5
Arevalo, A	.229	29	70	11	16	4	0	0	10	2	1	0	14	0	25	1	2	3	.353	.286	13
Beck, A	.417	4	12	1	5	1	0	0	0	0	1	1	0	4	0	0	0	1	.500	.500	0
Beltran, N	.269	38	119	33	32	7	2	3	16	0	0	9	16	0	43	7	2	2	.396	.437	8
Betancourt, M	.176	7	17	2	3	2	0	0	3	0	0	1	1	0	4	0	0	0	.263	.294	0
Bolte, H	.212	11	33	5	7	0	0	0	2	0	0	1	5	0	19	0	1	0	.333	.212	1
Bonilla, J	.000	1	2	0	0	0	0	0	0	0	0	0	0	0	2	0	0	0	.000	.000	0
Brito, M	.267	5	15	2	4	1	0	0	3	0	0	0	5	0	7	0	1	1	.450	.333	0
Buelvas, B	.261	7	23	4	6	1	1	1	4	0	1	2	4	0	6	4	0	0	.400	.522	0
Butler, L	.111	3	9	0	1	0	0	0	0	0	0	0	0	0	4	0	0	1	.111	.111	0
Campos, A	.545	5	11	3	6	1	0	0	2	0	0	0	3	0	3	1	1	0	.643	.636	0

BATTERS	AVG	G	AB	R	H	2B	3B	HR	RBI	SH	SF	HP	BB	IBB	SO	SB	CS	DP	SLG	OBP	E
Cooke, B	.256	12	39	7	10	2	4	0	5	0	0	3	6	0	16	2	0	0	.396	.513	2
Cruz, C	.167	37	102	13	17	3	0	4	16	0	1	0	15	0	46	1	1	1	.271	.314	5
Diaz, J	.156	20	45	7	7	2	0	0	1	0	0	1	10	0	32	0	2	0	.321	.200	1
Elliott, C	.000	1	1	1	0	0	0	0	0	0	0	0	1	0	0	0	0	0	.500	.000	0
Escorche, J	.278	5	18	4	5	0	0	0	0	0	0	0	1	0	2	5	0	0	.316	.278	0
Foyle, D	.000	1	3	0	0	0	0	0	0	0	0	0	1	0	2	0	0	0	.250	.000	0
Franco, C	.236	29	89	11	21	4	1	1	14	0	0	3	10	0	16	2	0	2	.333	.337	5
Freitez, L	.218	32	78	9	17	3	0	0	6	0	0	0	8	0	28	1	0	2	.291	.256	1
Greer, J	.182	7	22	5	4	0	0	0	0	0	0	1	2	0	11	0	0	0	.280	.182	0
Laboy, Y	.156	12	32	4	5	0	0	0	2	0	0	0	4	0	10	2	0	0	.250	.156	2
Lopez, H	.412	6	17	6	7	2	0	1	4	0	0	0	3	0	8	0	0	0	.500	.706	0
Mackey, D	.083	9	12	2	1	1	0	0	0	0	0	0	3	0	7	0	0	1	.267	.167	0
Madden, L	.130	8	23	3	3	1	0	0	0	0	0	0	2	0	6	0	0	0	.200	.174	0
Marinez, L	.136	23	59	11	8	0	1	3	8	0	1	4	16	0	22	1	1	4	.350	.322	7
Martinez, R	.154	14	39	2	6	2	0	0	2	0	2	2	3	0	21	0	1	0	.239	.205	0
Masterman, C	.000	2	4	0	0	0	0	0	1	0	1	0	0	0	4	0	0	0	.000	.000	0
Milone, B	.500	2	4	2	2	1	0	0	1	0	1	0	1	0	1	0	0	0	.500	.750	0
Montero, D	.241	47	145	25	35	6	2	2	23	0	1	3	15	0	38	8	2	4	.323	.352	4
Mujica, J	.283	33	106	16	30	5	1	4	22	0	1	2	9	0	22	0	0	1	.347	.462	0
Pineda, P	.000	1	3	0	0	0	0	0	0	0	0	0	0	0	3	0	0	0	.000	.000	0
Puason, R	.260	38	127	22	33	6	2	1	9	0	2	1	11	1	44	6	1	0	.319	.362	11
Romero, J	.000	5	10	0	0	0	0	0	0	0	0	0	2	0	8	0	0	0	.167	.000	0
Rosado Jr., J	.182	5	11	1	2	0	0	1	2	0	0	0	1	0	8	0	0	0	.250	.455	0
Salom, D	.221	30	95	10	21	1	2	0	7	3	1	1	10	0	17	1	2	3	.299	.274	4
Sanchez, S	.000	1	2	1	0	0	0	0	0	0	0	0	0	0	0	0	0	0	.000	.000	1
Stevenson, T	.000	2	5	1	0	0	0	0	0	0	0	1	0	0	4	0	0	0	1.167	.000	0
Susac, D	.500	2	6	1	3	1	0	0	2	0	0	0	0	0	0	0	0	0	.500	.667	0
Thomas, C	.188	6	16	0	3	1	0	0	2	0	1	0	3	0	4	0	0	0	.300	.250	0
Trenkle, C	.333	2	6	1	2	0	0	0	1	0	0	0	0	0	3	0	0	0	.333	.333	0
<b>Team Total</b>	<b>.227</b>	<b>54</b>	<b>1566</b>	<b>245</b>	<b>355</b>	<b>67</b>	<b>17</b>	<b>24</b>	<b>192</b>	<b>5</b>	<b>18</b>	<b>38</b>	<b>203</b>	<b>1</b>	<b>539</b>	<b>45</b>	<b>18</b>	<b>28</b>	<b>.327</b>	<b>.337</b>	<b>80</b>

PITCHERS	W	L	ERA	G	GS	CG	SHO	SV	SVO	IP	H	R	ER	HR	HB	BB	IBB	SO	BW	BK	AVG
Adamiak, M	0	1	19.29	3	1	0	0	0	0	2.1	2	5	5	0	1	3	0	1	2	0	.222
Alvarez, W	0	0	0.00	1	0	0	0	0	0	1.1	3	0	0	0	0	0	0	1	0	0	.429
Baum, T	0	0	3.00	2	0	0	0	1	1	3.0	0	1	1	0	2	1	0	3	2	0	.000
Betancourt, M	0	0	9.00	1	0	0	0	0	0	1.0	3	1	1	0	0	0	0	0	0	0	.600
Birlingmair, R	0	1	10.80	2	1	0	0	0	0	3.1	7	4	4	1	0	0	0	6	1	0	.438
Cantillo, M	0	0	21.00	3	0	0	0	0	0	3.0	7	7	7	0	2	2	0	2	4	1	.500
Carrasco, L	3	1	1.82	7	2	0	0	0	0	24.2	24	5	5	2	1	8	0	18	2	0	.264
Cedano, A	0	0	4.91	4	0	0	0	0	0	3.2	4	2	2	0	0	1	0	2	1	0	.308
Civada, O	0	0	7.16	11	0	0	0	2	4	16.1	23	13	13	2	3	9	1	13	3	2	.343
Cusick, R	0	0	9.00	1	1	0	0	0	0	2.0	3	2	2	0	1	0	0	3	0	0	.333
Czyz, T	0	0	0.00	2	0	0	0	0	0	2.1	1	0	0	0	1	2	0	5	0	0	.125
Dallas, M	0	0	9.00	2	1	0	0	0	0	2.0	3	2	2	0	0	0	0	2	0	0	.333
De Jesus, D	3	1	4.15	10	1	0	0	1	1	13.0	13	9	6	0	1	7	0	17	3	0	.265
De Paula, W	0	3	11.37	13	0	0	0	1	2	12.2	17	21	16	0	10	16	1	13	5	0	.321
Dicochea, J	1	0	0.00	2	1	0	0	0	0	3.2	2	0	0	0	0	3	0	3	0	0	.167
Florentino, L	0	5	5.40	17	0	0	0	0	2	21.2	19	19	13	4	5	11	2	30	6	0	.226
Garland, J	0	1	12.00	3	1	0	0	0	0	3.0	4	6	4	0	0	1	0	4	1	0	.250
Garza, R	0	1	3.00	10	0	0	0	1	3	15.0	6	6	5	0	2	11	0	20	0	1	.122
Gimenez, D	1	1	5.00	3	1	0	0	0	0	9.0	7	5	5	0	2	1	0	5	1	0	.219
Ginn, J	0	0	0.00	2	2	0	0	0	0	7.0	4	1	0	0	0	0	0	5	1	0	.167
Gonzalez, A	1	2	4.31	10	6	0	0	0	0	31.1	34	24	15	2	1	11	0	31	1	0	.262
Gonzalez, J	2	4	9.87	14	0	0	0	0	1	17.1	26	21	19	3	0	6	0	20	5	0	.347
Guante, W	3	2	4.91	11	3	0	0	1	2	44.0	47	26	24	2	5	15	0	44	6	0	.278
Hall, C	0	0	0.00	2	0	0	0	0	0	4.0	2	0	0	0	0	0	0	8	0	0	.143
Hernandez, M	0	0	9.22	16	1	0	0	2	3	13.2	12	18	14	0	1	28	0	19	15	1	.235
Hoglund, G	0	1	0.00	2	2	0	0	0	0	5.0	4	1	0	0	0	0	0	7	0	0	.200
Holman, G	0	1	5.40	2	2	0	0	0	0	5.0	5	3	3	1	2	2	0	5	1	0	.263
Irvin, G	0	0	0.00	3	1	0	0	0	0	4.0	2	0	0	0	0	1	0	5	0	0	.143
Juan, J	1	0	0.00	2	0	0	0	0	0	4.0	1	0	0	0	1	1	0	8	0	1	.077
Kelly, R	0	1	27.00	2	2	0	0	0	0	2.1	10	8	7	1	0	1	0	4	0	0	.556
Long, N	0	0	2.08	5	1	0	0	0	0	4.1	3	2	1	0	1	1	0	5	0	0	.176
Martinez, R	0	1	---	1	0	0	0	0	1	0.0	2	4	3	1	0	1	0	0	0	0	01.000
McIntyre, A	1	0	6.75	5	3	0	0	0	0	6.2	10	6	5	1	0	3	0	10	0	0	.333
Miller, M	0	0	0.00	1	1	0	0	0	0	2.0	0	0	0	0	0	0	0	5	0	0	.000

PITCHERS	W	L	ERA	G	GS	CG	SHO	SV	SVO	IP	H	R	ER	HR	HB	BB	IBB	SO	WP	BK	AVG
Perkins, J	0	1	9.00	1	1	0	0	0	0	1.0	2	1	1	0	0	0	0	3	0	0	.400
Pfennigs, J	0	1	0.00	2	2	0	0	0	0	2.2	1	3	0	0	0	2	0	4	0	0	.111
Pontes, B	0	0	0.00	2	0	0	0	0	0	2.0	0	0	0	0	0	0	0	2	0	0	.000
Rafuse, Z	0	0	0.00	3	0	0	0	0	0	5.0	2	0	0	0	0	0	0	4	1	0	.111
Restituyo, B	0	1	4.97	10	4	0	0	0	1	25.1	31	20	14	2	2	14	0	31	6	0	.301
Rivera, E	0	0	3.29	8	3	0	0	0	0	13.2	15	7	5	0	0	11	0	22	4	1	.263
Rodriguez, R	1	4	4.91	12	7	0	0	0	0	40.1	45	28	22	5	2	14	0	44	5	0	.276
Supak, T	0	0	0.00	1	0	0	0	0	0	2.0	0	0	0	0	0	1	0	0	0	0	.000
Walkinshaw, J	0	0	1.93	2	2	0	0	0	0	4.2	5	1	1	0	0	1	0	4	2	0	.313
Watters, J	0	0	0.00	1	0	0	0	0	0	1.0	0	0	0	0	0	1	0	1	1	0	.000
Withers, B	3	0	4.41	10	1	0	0	1	1	16.1	9	9	8	0	0	10	0	16	3	0	.158
<b>Team Total</b>	<b>20</b>	<b>34</b>	<b>5.12</b>	<b>54</b>	<b>54</b>	<b>0</b>	<b>1</b>	<b>10</b>	<b>22</b>	<b>407.2</b>	<b>420</b>	<b>291</b>	<b>232</b>	<b>27</b>	<b>46</b>	<b>200</b>	<b>4</b>	<b>455</b>	<b>82</b>	<b>7</b>	<b>.263</b>

## DOMINICAN

BATTERS	AVG	G	AB	R	H	2B	3B	HR	RBI	SH	SF	HP	BB	IBB	SO	SB	CS	DP	SLG	OBP	E
Andrade, B	.198	34	101	12	20	2	0	0	12	1	4	4	13	0	19	1	0	2	.303	.218	9
Baldallo, D	.160	32	75	15	12	2	0	0	7	0	1	1	20	0	22	3	0	2	.340	.187	11
Fuentes, E	.233	34	120	24	28	1	0	0	11	1	0	5	17	0	13	4	2	8	.352	.242	8
Gallardo, M	.211	58	180	34	38	13	2	6	35	0	2	9	42	0	69	3	2	3	.382	.406	5
Garrett, R	.225	28	89	24	20	4	1	0	9	0	0	5	18	0	21	2	2	2	.384	.292	6
Gonzalez, C	.280	22	50	8	14	1	0	0	8	0	1	6	14	0	8	1	1	2	.479	.300	5
Lelis, M	.165	42	103	17	17	3	0	0	13	0	0	6	15	0	22	1	0	3	.306	.194	3
Machado, A	.257	45	144	16	37	5	1	0	24	0	1	10	15	0	26	1	1	3	.365	.306	5
Martinez, B	.184	25	49	8	9	1	0	0	4	0	2	1	13	0	19	7	0	0	.354	.204	2
Ortiz, G	.249	54	177	36	44	6	3	0	26	0	4	3	40	0	45	6	0	0	.388	.316	11
Pacheco, C	.183	52	164	38	30	3	2	0	19	0	2	7	39	0	43	19	6	0	.358	.226	4
Pariguan, J	.179	9	28	5	5	1	0	1	5	0	1	0	2	0	10	0	0	0	.226	.321	3
Rijo, E	.252	43	115	17	29	8	0	0	14	1	1	8	18	0	19	1	3	4	.387	.322	16
Rivera, A	.347	33	95	26	33	7	1	3	28	0	2	7	21	0	17	2	0	3	.488	.537	1
Rodriguez, J	.270	34	100	22	27	6	0	0	13	1	0	1	25	0	30	6	0	2	.421	.330	4
Yan, J	.189	34	95	10	18	3	1	1	12	0	1	1	13	1	12	5	1	4	.291	.274	1
<b>Team Total</b>	<b>.226</b>	<b>58</b>	<b>1685</b>	<b>312</b>	<b>381</b>	<b>66</b>	<b>11</b>	<b>11</b>	<b>240</b>	<b>4</b>	<b>22</b>	<b>74</b>	<b>325</b>	<b>1</b>	<b>395</b>	<b>62</b>	<b>18</b>	<b>38</b>	<b>.370</b>	<b>.298</b>	<b>114</b>

PITCHERS	W	L	ERA	G	GS	CG	SHO	SV	SVO	IP	H	R	ER	HR	HB	BB	IBB	SO	WP	BK	AVG	
Castro, F	0	1	4.33	15	2	0	0	3	4	27.0	18	19	13	1	3	22	0	30	4	3	.184	
Corro, D	1	6	5.63	10	7	0	0	0	0	38.1	50	33	24	3	1	21	0	29	5	2	.316	
De Los Santos, E	0	1	10.03	9	0	0	0	0	0	11.2	15	17	13	2	5	11	0	12	5	0	.300	
Fernandez, R	1	2	7.41	7	6	0	0	0	0	17.0	19	20	14	2	3	6	0	18	1	1	.264	
Figueroa, M	0	1	8.50	11	0	0	0	0	0	18.0	16	22	17	2	8	18	0	11	10	0	.242	
Hernandez, C	3	2	7.04	17	0	0	0	0	1	30.2	39	30	24	3	2	14	1	24	3	1	.295	
Jean, J	0	0	4.91	6	6	0	0	0	0	7.1	5	4	4	0	2	4	0	9	0	0	.185	
Lina, E	0	0	2.45	3	0	0	0	0	0	3.2	2	2	1	0	0	4	0	4	1	0	.200	
Manzano, A	1	2	6.57	10	7	0	0	0	0	37.0	46	32	27	4	7	12	0	38	8	0	.295	
Perez, M	3	1	3.58	11	7	0	0	0	0	37.2	39	21	15	1	5	15	0	29	6	1	.260	
Reina, J	0	0	10.80	6	0	0	0	0	0	6.2	6	9	8	2	1	3	0	6	6	0	.240	
Ribeiro, S	1	1	3.52	11	10	0	0	0	0	30.2	20	14	12	0	3	22	0	24	16	2	.194	
Rodriguez, F	3	1	2.57	18	1	0	0	3	3	35.0	36	13	10	1	1	3	0	25	2	0	.252	
Rojas, G	0	0	5.40	10	0	0	0	0	0	16.2	15	11	10	1	3	10	0	13	5	0	.254	
Saa, R	5	2	1.37	16	2	0	0	0	0	4	26.1	11	12	4	1	2	9	1	25	5	1	.131
Sarmiento, C	5	5	3.29	12	9	0	0	0	0	52.0	48	27	19	4	1	19	0	48	10	1	.244	
Vasquez, R	0	4	8.02	15	1	0	0	3	4	21.1	24	22	19	4	3	19	0	18	6	1	.282	
Veloz, G	3	3	4.15	15	0	0	0	0	0	21.2	12	16	10	0	3	22	0	27	11	0	.162	
Vizcaino, W	0	0	8.56	12	0	0	0	0	1	13.2	13	18	13	0	3	21	0	5	5	0	.250	
<b>Team Total</b>	<b>26</b>	<b>32</b>	<b>5.11</b>	<b>58</b>	<b>58</b>	<b>0</b>	<b>1</b>	<b>9</b>	<b>17</b>	<b>452.1</b>	<b>434</b>	<b>342</b>	<b>257</b>	<b>31</b>	<b>56</b>	<b>265</b>	<b>2</b>	<b>395</b>	<b>109</b>	<b>13</b>	<b>.249</b>	

# ORGANIZATIONAL LEADERS

## ORGANIZATIONAL BATTING LEADERS

BATTING AVERAGE	CLUB(S)	Avg.	G	AB	R	H	HR	RBI
Diaz, Jordan	MID, LV	.326	120	491	67	160	19	83
Calabuig, Chase	MID	.313	110	380	54	119	6	48
Harris, Brett	LAN, MID	.290	113	417	73	121	17	63
Mondou, Nate	LV	.283	108	385	59	109	7	64
Angeles, Euribiel	LAN	.278	97	363	29	101	2	32
Schuemann, Max	MID, LV	.274	90	325	67	89	9	41
Gelof, Zack	MID, LV	.270	96	389	61	105	18	66
McGuire, Shane	STK, LAN	.269	83	286	36	77	2	34
Soderstrom, Tyler	LAN, MID, LV	.267	134	505	66	135	5	29
Bautista, Danny	STK	.264	99	367	48	97	5	37

(Minimum 313 AB)

HITS	CLUB(S)	H	HOME RUNS	CLUB(S)	HR	RBI	CLUB(S)	RBI
Diaz, Jordan	MID, LV	160	Soderstrom, Tyler	LAN, MID, LV	29	Soderstrom, Tyler	LAN, MID, LV	105
Soderstrom, Tyler	LAN, MID, LV	135	Davidson, Matt	LV	24	Diaz, Jordan	MID, LV	83
Harris, Brett	LAN, MID	121	McCann, Kyle	MID, LV	21	Muncy, Max	STK, LAN	70
Calabuig, Chase	MID	119	Diaz, Jordan	MID, LV	19	Gelof, Zack	MID, LV	66
Mondou, Nate	LV	109	Langeliers, Shea	LV	19	McCann, Kyle	MID, LV	66
Muncy, Max	STK, LAN	108	Muncy, Max	STK, LAN	19	Mondou, Nate	LV	64
Davidson, Logan	MID	107	Gelof, Zack	MID, LV	18	Harris, Brett	LAN, MID	63
Schofield-Sam, TJ	STK	106	Harris, Brett	LAN, MID	17	Perez, Junior	STK	62
Gelof, Zack	MID, LV	105	Four players tied		15	Davidson, Logan	MID	56
Angeles, Euribiel	LAN	101				Langeliers, Shea	LV	56

RUNS SCORED	CLUB(S)	R	DOUBLES	CLUB(S)	2B	TRIPLES	CLUB(S)	3B
Perez, Junior	STK	74	Diaz, Jordan	MID, LV	34	Barrera, Luis	LV	7
Harris, Brett	LAN, MID	73	Mondou, Nate	LV	30	Fernandez, Vince	LV	5
Davidson, Logan	MID	72	Muncy, Max	STK, LAN	28	McKinney, Billy	LV	5
Muncy, Max	STK, LAN	69	Calabuig, Chase	MID	25	Soderstrom, Tyler	LAN, MID, LV	5
Clarke, Denzel	STK, LAN	67	Bautista, Danny	STK	24	Clarke, Denzel	STK, LAN	4
Diaz, Jordan	MID, LV	67	Clarke, Denzel	STK, LAN	23	Cooke, Bjay	ATH	4
Schuemann, Max	MID, LV	67	Schofield-Sam, TJ	STK	23	Wright, Joshwan	LAN	4
Soderstrom, Tyler	LAN, MID, LV	66	Harris, Brett	LAN, MID	22	13 players tied		3
McCann, Kyle	MID, LV	65	Three players tied		21			
Langeliers, Shea	LV	62						

WALKS	CLUB(S)	BB	STOLEN BASES	CLUB(S)	SB	EXTRA-BASE HITS	CLUB(S)	XBH
Perez, Junior	STK	70	Perez, Junior	STK	32	Soderstrom, Tyler	LAN, MID, LV	55
Muncy, Max	STK, LAN	69	Clarke, Denzel	STK, LAN	30	Diaz, Jordan	MID, LV	54
McGuire, Shane	STK, LAN	58	Schuemann, Max	MID, LV	24	Muncy, Max	STK, LAN	50
Clarke, Denzel	STK, LAN	56	Swift, Drew	LAN	21	Clarke, Denzel	STK, LAN	42
McCann, Kyle	MID, LV	56	Muncy, Max	STK, LAN	19	Harris, Brett	LAN, MID	41
Schuemann, Max	MID, LV	56	Pacheco, Carlos	DSL	19	McCann, Kyle	MID, LV	41
Davidson, Logan	MID	53	Armenteros, Lazaro	LAN	13	Langeliers, Shea	LV	40
Gelof, Zack	MID, LV	50	Butler, Lawrence	ACL, LAN	13	Mondou, Nate	LV	40
Harris, Brett	LAN, MID	50	Bowman, Cooper	LAN	12	Fernandez, Vince	LV	38
Calabuig, Chase	MID	47	Four players tied		11	Perez, Junior	STK	38

TOTAL BASES	CLUB(S)	TB	SLUGGING PCT.	CLUB(S)	SLG	ON-BASE PCT.	CLUB(S)	OBP
Diaz, Jordan	MID, LV	253	Diaz, Jordan	MID, LV	.515	Diaz, Jordan	MID, LV	.881
Soderstrom, Tyler	LAN, MID, LV	253	Soderstrom, Tyler	LAN, MID, LV	.501	Harris, Brett	LAN, MID	.849
Muncy, Max	STK, LAN	199	Harris, Brett	LAN, MID	.475	Clarke, Denzel	STK, LAN	.834
Harris, Brett	LAN, MID	198	Clarke, Denzel	STK, LAN	.469	Calabuig, Chase	MID, LV	.831
Gelof, Zack	LAN, MID, LV	180	Gelof, Zack	MID, LV	.463	Schuemann, Max	MID, LV	.825
Langeliers, Shea	LV	180	McCann, Kyle	MID, LV	.444	Soderstrom, Tyler	LAN, MID, LV	.825
McCann, Kyle	MID, LV	175	Calabuig, Chase	MID	.437	Gelof, Zack	MID, LV	.815
Davidson, Logan	MID	172	Mondou, Nate	LV	.431	Mondou, Nate	LV	.805
Perez, Junior	STK	169	Perez, Junior	STK	.425	Gallardo, Moises	DSL	.788
Three players tied		166	Muncy, Max	STK, LAN	.422	Perez, Junior	STK	.788

## ORGANIZATIONAL PITCHING LEADERS

EARNED RUN AVERAGE	CLUB(S)	W-L	ERA	IP	H	BB	SO
Owen, Jack	STK, LAN	9-5	3.4	88	78	23	92
Criswell, Jeff	LAN, MID, LV	4-10	4.0	118.1	108	45	119
Beers, Blake	STK, LAN	2-6	4.1	92.2	88	31	100
Damron, Ty	MID, LV	8-5	4.3	116.2	131	43	92
Leal, David	LAN, MID	6-7	4.4	137	150	17	104
Estes, Joey	LAN	3-7	4.6	91	86	30	92
Virbitsky, Kyle	STK, LAN	7-7	4.6	126.1	136	30	140
Koenig, Jared	LV	6-6	4.7	107	112	30	104
Cushing, Jack	MID, LV	12-6	5.4	131.1	155	39	115
Wiles, Collin	LV	9-11	5.4	143.1	175	27	106

(Minimum 80 IP)

WINS	CLUB(S)	W	SAVES	CLUB(S)	SV	COMPLETE GAMES	CLUB(S)	CG
Cushing, Jack	MID, LV	12	Breault, Hunter	STK, LV	10	Criswell, Jeff	LAN, MID, LV	1
Peluse, Colin	MID, LV	10	Kubo, Trayson	LAN, MID	10	Cushing, Jack	MID, LV	1
Owen, Jack	STK, LAN	9	Acton, Garrett	MID, LV	9	Martinez, Adrian	LV	1
Wiles, Collin	LV	9	Cohen, Chase	MID	7	Owen, Jack	STK, LAN	1
Anderson, Luke	STK	8	Briggs, Austin	MID	6	Wiles, Collin	LV	1
Damron, Ty	MID, LV	8	Infante, Angello	LAN	6			
Brown, Aaron	LV	7	Selman, Sam	LV	6			
Virbitsky, Kyle	STK, LAN	7	Coker, Calvin	STK, LAN, MID	5			
Three players tied		6	Conley, Bryce	MID, LV	4			
			Tapia, Domingo	LV	4			

INNINGS PITCHED	CLUB(S)	IP	STRIKEOUTS	CLUB(S)	SO
Wiles, Collin	LV	143.1	Virbitsky, Kyle	STK, LAN	140
Leal, David	LAN, MID	137.0	Criswell, Jeff	LAN, MID, LV	119
Cushing, Jack	MID, LV	131.1	Cushing, Jack	MID, LV	115
Virbitsky, Kyle	STK, LAN	126.1	Anderson, Luke	STK	111
Myers, Mitch	STK	124.1	Wiles, Collin	LV	106
Peluse, Colin	MID, LV	120.1	Emanuel, Stevie	STK, LAN	105
Criswell, Jeff	LAN, MID, LV	118.1	Harris, Hogan	LAN, MID, LV	105
Damron, Ty	MID, LV	116.2	Koenig, Jared	LV	104
Dunshie, Paker	LV	111.1	Leal, David	LAN, MID	104
Koenig, Jared	LV	107.0	Two players tied		100

## ORGANIZATIONAL STANDINGS

Club	First Half			Second Half			Overall			Pct.
	W-L	Pos.	GB	W-L	Pos.	GB	W-L	Pos.	GB	
Las Vegas (AAA)							71-79	3rd	15.0	.473
Midland (AA)	31-38	5th	8.0	35-33	3rd	3.0	66-71	4th	8.0	.482
Lansing (A+)	25-41	6th	15.0	29-36	5th	13.0	58-62	4th	7.0	.483
Stockton (A)	25-41	4th	16.0	20-46	4th	22.0	45-87	4th	38.0	.341
Arizona (Rookie)							20-34	5th	13.5	.370
Dominican (Rookie)							26-32	5th	10.5	.448

### 2022 MINOR LEAGUE ALL-STARS

Pacific Coast League, Postseason  
 Matt Davidson  
 Shea Langeliers

Midwest League, Postseason  
 Tyler Soderstrom

California League, Postseason  
 None

Texas League, Postseason  
 None

# ORGANIZATIONAL PLAYERS

## GARRETT PATRICK ACTON

RHP

**Born:** Naperville, Illinois, June 15, 1998; **Home:** Lemont, Illinois

**Bats:** Left; **Throws:** Right; **Height:** 6-2; **Weight:** 215

**Obtained:** Signed as a non-drafted free agent, June 29, 2020

Signed out of the University of Illinois, Champaign by Derek Lee...saved six games in six outings for Illinois after leading the nation with 19 saves in 2019...was a First Team NCBWA All-American in 2019 and a First Team Academic All-American in 2020.

Year	Club	W	L	ERA	G	GS	CG	SHO	SV	IP	H	R	ER	HR	HB	BB	IBB	SO	WP	BK
2021	Stockton (A)	2	0	3.72	20	0	0	0	0	36.1	31	15	15	6	1	14	0	53	4	0
	Lansing (A)	1	0	3.63	14	0	0	0	2	17.1	10	7	7	3	0	4	0	34	0	0
2022	Midland (AA)	1	3	4.23	19	0	0	0	6	27.2	29	16	13	3	0	14	4	42	0	0
	Las Vegas (AAA)	2	6	5.53	32	2	0	0	3	42.1	46	32	26	12	2	15	0	50	0	1
<b>Minor League Totals</b>		<b>6</b>	<b>9</b>	<b>4.44</b>	<b>85</b>	<b>2</b>	<b>0</b>	<b>0</b>	<b>11</b>	<b>123.2</b>	<b>116</b>	<b>70</b>	<b>61</b>	<b>24</b>	<b>3</b>	<b>47</b>	<b>4</b>	<b>179</b>	<b>4</b>	<b>1</b>

## MARK HENRY ADAMIAK

RHP

**Born:** Des Plaines, Illinois, December 15, 2000; **Home:** Shawnee, Kansas

**Bats:** Right; **Throws:** Right; **Height:** 6-4; **Weight:** 230

**Obtained:** Selected in the 15th round of the 2022 First Year Player Draft

Signed out of the University of Arkansas by A's scout Steve Abney...made nine appearances with three starts his redshirt sophomore year...went 2-0 with a 3.95 ERA in 13.2 innings with 18 strikeouts.

Year	Club	W	L	ERA	G	GS	CG	SHO	SV	IP	H	R	ER	HR	HB	BB	IBB	SO	WP	BK
2022	ACL A's (R)	0	1	19.29	3	1	0	0	0	2	2	5	5	0	1	3	0	1	2	0
2022	Stockton (A)	0	0	13.50	1	0	0	0	0	2.0	5	3	3	0	0	1	0	3	0	0
<b>Minor League Totals</b>		<b>0</b>	<b>1</b>	<b>16.62</b>	<b>4</b>	<b>1</b>	<b>0</b>	<b>0</b>	<b>0</b>	<b>4</b>	<b>7</b>	<b>8</b>	<b>8</b>	<b>0</b>	<b>1</b>	<b>4</b>	<b>0</b>	<b>4</b>	<b>2</b>	<b>0</b>

## CARLOS EDUARDO AMAYA (LUZARDO)

C

**Born:** Punto Fijo, Venezuela, December 28, 2001; **Home:** Punto Fijo, Venezuela

**Bats:** Right; **Throws:** Right; **Height:** 5-11; **Weight:** 209

**Obtained:** Signed as a free agent to a minor league contract, August 8, 2019

Signed by Andri Garcia.

Year	Club	AVG.	G	AB	R	H	2B	3B	HR	RBI	SH	SF	HP	BB	SO	SB	CS	OBP	SLG	E
2021	DSL A's (R)	.457	15	46	11	21	4	1	0	12	0	1	1	9	6	2	2	.544	.587	4
	ACL A's (R)	.294	7	17	1	5	2	0	0	0	0	0	0	1	6	0	0	.333	.412	2
2022	ACL A's (R)	.250	38	112	15	28	9	1	3	17	0	2	1	12	31	2	1	.323	.429	5
<b>Minor League Totals</b>		<b>.309</b>	<b>60</b>	<b>175</b>	<b>27</b>	<b>54</b>	<b>15</b>	<b>2</b>	<b>3</b>	<b>29</b>	<b>0</b>	<b>3</b>	<b>2</b>	<b>22</b>	<b>43</b>	<b>4</b>	<b>3</b>	<b>.386</b>	<b>.469</b>	<b>11</b>

## LUKE ROBERT ANDERSON

RHP

**Born:** Prairie Village, Kansas, August 5, 1998; **Home:** Prairie Village, Kansas

**Bats:** Right; **Throws:** Right; **Height:** 6-2; **Weight:** 195

**Obtained:** Selected in the 15th round of the 2021 First-Year Player Draft

Began his college career at Missouri...signed by Steve Abney...played two seasons at Central Oklahoma...finished his college career 9-5 with a 5.32 ERA over 35 games, 18 of which were starts.

Year	Club	W	L	ERA	G	GS	CG	SHO	SV	IP	H	R	ER	HR	HB	BB	IBB	SO	WP	BK
2021	ACL A's (R)	0	0	0	2	0	0	0	0	3.0	1	0	0	0	0	0	0	3	0	0
2022	Stockton (A)	8	7	5.81	27	13	0	0	0	96.0	118	75	62	17	5	58	0	111	15	2
<b>Minor League Totals</b>		<b>8</b>	<b>7</b>	<b>5.64</b>	<b>29</b>	<b>13</b>	<b>0</b>	<b>0</b>	<b>0</b>	<b>99.0</b>	<b>119</b>	<b>75</b>	<b>62</b>	<b>17</b>	<b>5</b>	<b>58</b>	<b>0</b>	<b>114</b>	<b>15</b>	<b>2</b>

## EURIBIEL ANGELES

INF

**Born:** Higuey, Dominican Republic, May 11, 2002; **Home:** Higuey, Dominican Republic

**Bats:** Right; **Throws:** Right; **Height:** 6-2; **Weight:** 195

**Obtained:** Acquired from San Diego with Adrián Martínez for Sean Manaea and Aaron Holiday on April 3, 2022

Year	Club	AVG.	G	AB	R	H	2B	3B	HR	RBI	SH	SF	HP	BB	SO	SB	CS	OBP	SLG	E
2019	DSL Padres	.301	44	173	28	52	9	2	0	26	0	6	4	15	19	17	9	.359	.376	13
2021	Lake Elsinore (A)	.343	87	362	65	124	22	6	3	56	2	5	4	32	61	18	6	.397	.461	11
	Fort Wayne (A+)	.264	18	72	12	19	4	0	1	8	2	0	4	8	16	1	1	.369	.361	0
2022	Lansing (A)	.278	97	363	29	101	19	1	2	32	2	2	4	17	58	8	6	.316	.353	9
<b>Minor League Totals</b>		<b>.305</b>	<b>246</b>	<b>970</b>	<b>134</b>	<b>296</b>	<b>54</b>	<b>9</b>	<b>6</b>	<b>122</b>	<b>6</b>	<b>13</b>	<b>16</b>	<b>72</b>	<b>154</b>	<b>44</b>	<b>22</b>	<b>.359</b>	<b>.398</b>	<b>33</b>

### ANGEL ISMEL AREVALO (MEDINA)

INF

**Born:** Caracas, Venezuela, October 2, 2003; **Home:** Caracas, Venezuela

**Bats:** Right; **Throws:** Right; **Height:** 5-11; **Weight:** 160

**Obtained:** Signed as a free agent to a minor league contract, January 15, 2021

Signed by Ruben Barradas.

Year	Club	AVG.	G	AB	R	H	2B	3B	HR	RBI	SH	SF	HP	BB	SO	SB	CS	OBP	SLG	E
2021	DSL A's (R)	.297	27	74	16	22	5	4	0	15	0	2	2	18	19	1	3	.438	.473	8
2022	ACL A's (R)	.229	29	70	11	16	4	0	0	10	2	1	0	14	25	1	2	.353	.286	13
<b>Minor League Totals</b>		<b>.264</b>	<b>56</b>	<b>144</b>	<b>27</b>	<b>38</b>	<b>9</b>	<b>4</b>	<b>0</b>	<b>25</b>	<b>2</b>	<b>3</b>	<b>2</b>	<b>32</b>	<b>44</b>	<b>2</b>	<b>5</b>	<b>.398</b>	<b>.382</b>	<b>21</b>

### LAZARO ROBERSY ARMENTEROS (ARANGO)

OF

**Born:** La Habana, Cuba, May 22, 1999; **Home:** Santo Domingo, Dominican Republic

**Bats:** Right; **Throws:** Right; **Height:** 6-1; **Weight:** 195

**Obtained:** Signed as a free agent to a minor league contract, July 2, 2016

Signed by Raul Gomez...named the A's ninth-best prospect by *Baseball America* following the 2017 season and sixth-best following the 2018 season...finished 2019 second in the organization in walks (73) and fourth in steals (22)...was a 2019 California League Midseason All-Star...named Low-A West Player of the Week for the week of May 24-30, 2021.

Year	Club	AVG.	G	AB	R	H	2B	3B	HR	RBI	SH	SF	HP	BB	SO	SB	CS	OBP	SLG	E
2017	DSL A's (R)	.167	6	18	6	3	0	0	0	1	0	1	4	3	9	2	2	.385	.167	1
	AZL A's (R)	.288	41	156	24	45	9	4	4	22	0	2	7	16	48	10	1	.376	.474	5
2018	Beloit (A)	.277	79	292	43	81	8	2	8	39	0	2	10	36	115	8	6	.374	.401	3
2019	Stockton (A)	.222	126	459	65	102	22	5	17	61	0	0	6	73	227	22	6	.336	.403	4
2021	Stockton (A)	.431	15	65	9	28	6	0	2	10	0	0	0	5	26	8	4	.471	.615	0
	Lansing (A)	.195	56	174	20	34	5	0	4	16	2	0	4	13	80	13	4	.267	.293	2
2022	Lansing (A)	.261	56	165	29	43	6	0	10	26	1	1	2	29	86	13	4	.376	.479	1
<b>Minor League Totals</b>		<b>.253</b>	<b>379</b>	<b>1329</b>	<b>196</b>	<b>336</b>	<b>56</b>	<b>11</b>	<b>45</b>	<b>175</b>	<b>3</b>	<b>6</b>	<b>33</b>	<b>175</b>	<b>591</b>	<b>76</b>	<b>27</b>	<b>.353</b>	<b>.413</b>	<b>16</b>

### BRADY MARSHALL BASSO

LHP

**Born:** Pearland, Texas, October 8, 1997; **Home:** Pearland, Texas

**Bats:** Right; **Throws:** Left; **Height:** 6-2; **Weight:** 210

**Obtained:** Selected in the 16th round of the 2019 First Year Player Draft

Signed by Christopher Reilly...played three seasons for Oklahoma State...finished his collegiate career 4-5 with a 5.76 ERA in 44 appearances, seven of which were starts...struck out 73 batters in 65.2 career innings pitched.

Year	Club	W	L	ERA	G	GS	CG	SHO	SV	IP	H	R	ER	HR	HB	BB	IBB	SO	WP	BK
2019	AZL A's (R)	0	0	1.75	15	1	0	0	0	25.2	20	9	5	0	2	8	0	38	1	1
2021	Lansing (A)	2	2	4.71	7	4	0	0	0	21.0	21	12	11	2	0	7	0	26	2	0
<b>Minor League Totals</b>		<b>2</b>	<b>2</b>	<b>3.09</b>	<b>22</b>	<b>5</b>	<b>0</b>	<b>0</b>	<b>0</b>	<b>46.2</b>	<b>41</b>	<b>21</b>	<b>16</b>	<b>2</b>	<b>2</b>	<b>15</b>	<b>0</b>	<b>64</b>	<b>3</b>	<b>1</b>

### TYLER COLE BAUM

RHP

**Born:** Orlando, Florida, January 14, 1998; **Home:** Ocoee, Florida

**Bats:** Right; **Throws:** Right; **Height:** 6-2; **Weight:** 195

**Obtained:** Selected in the second round of the 2019 First Year Player Draft

Signed by William Avent...played three seasons for the University of North Carolina...was an All-ACC selection in 2019 for the Tar Heels...finished his collegiate career 18-4 with a 3.71 ERA in 51 appearances, 43 of which were starts...logged 220 strikeouts and 84 walks in 221.0 career innings pitched.



Year	Club	W	L	ERA	G	GS	CG	SHO	SV	IP	H	R	ER	HR	HB	BB	IBB	SO	WP	BK
2019	Vermont (A)	0	3	4.70	11	11	0	0	0	30.2	29	18	16	4	2	7	0	34	2	0
2021	ACL A's (R)	0	3	12.08	8	6	0	0	0	12.2	12	19	17	1	3	20	0	11	2	2
2022	ACL A's (R)	0	0	3.00	2	0	0	0	1	3.0	0	1	1	0	2	1	0	3	2	0
	Stockton (A)	1	1	18.75	25	0	0	0	0	24.0	34	55	50	2	9	46	0	29	23	0
<b>Minor League Totals</b>		<b>1</b>	<b>7</b>	<b>10.75</b>	<b>46</b>	<b>17</b>	<b>0</b>	<b>0</b>	<b>1</b>	<b>70.1</b>	<b>75</b>	<b>93</b>	<b>84</b>	<b>7</b>	<b>16</b>	<b>74</b>	<b>0</b>	<b>77</b>	<b>29</b>	<b>2</b>

### DANIEL BAUTISTA (DE LOS SANTOS)

OF

**Born:** Phoenix, Arizona, September 20, 2000; **Home:** Lutz, Florida

**Bats:** Right; **Throws:** Right; **Height:** 6-2; **Weight:** 204

**Obtained:** Signed as a free agent to a minor league contract, October 4, 2017

Signed by Yendri Bachelor...made his full-season debut in 2021 and set career highs in hits (51), home runs (2) and RBI (23).

Year	Club	AVG.	G	AB	R	H	2B	3B	HR	RBI	SH	SF	HP	BB	SO	SB	CS	OBP	SLG	E
2018	DSL A's (R)	.261	12	46	8	12	1	0	1	7	1	1	0	9	10	6	4	.375	.348	1
	AZL A's (R)	.200	43	110	19	22	7	3	0	11	0	1	4	14	41	3	1	.310	.318	5
2019	Vermont (A)	.276	15	58	7	16	2	1	0	3	0	1	0	4	16	0	3	.317	.345	1
2021	ACL A's (R)	.200	3	5	2	1	0	0	0	0	0	0	0	3	1	1	0	.500	.200	0
	Stockton (A)	.208	72	245	38	51	15	3	2	23	5	2	5	33	68	6	2	.312	.318	5
2022	Stockton (A)	.264	99	367	48	97	24	2	5	37	7	2	13	34	72	10	8	.366	.381	5
<b>Minor League Totals</b>		<b>.239</b>	<b>244</b>	<b>831</b>	<b>122</b>	<b>199</b>	<b>49</b>	<b>9</b>	<b>8</b>	<b>81</b>	<b>13</b>	<b>7</b>	<b>22</b>	<b>97</b>	<b>208</b>	<b>26</b>	<b>18</b>	<b>.332</b>	<b>.349</b>	<b>17</b>

### MARTIN GLYNN BECHINA

OF

Goes by "Marty"

**Born:** Chicago, Illinois, October 31, 1996; **Home:** Chicago, Illinois

**Bats:** Right; **Throws:** Right; **Height:** 6-0; **Weight:** 207

**Obtained:** Selected in the 32nd round of the 2019 First Year Player Draft

Signed by Richard Sparks...played four seasons for Michigan State...in 2019 was Academic All-Big Ten, MSU's Big Ten Sportsmanship Award winner, MSU's John Kobs Most Valuable Player Award winner and Kirk Gibson Offensive Player of the Year Award winner...finished his collegiate career hitting .258 with a .351 on-base percentage, 20 home runs, 114 runs, 110 RBI and 35 steals in 210 games played.

Year	Club	AVG.	G	AB	R	H	2B	3B	HR	RBI	SH	SF	HP	BB	SO	SB	CS	OBP	SLG	E
2019	AZL A's (R)	.302	14	53	13	16	9	0	1	15	0	1	1	14	12	0	2	.449	.528	1
	Vermont (A)	.235	47	179	18	42	10	1	3	17	1	1	2	13	53	1	1	.292	.352	7
2021	Midland (AA)	.227	26	97	16	22	7	1	0	10	1	1	2	8	31	1	0	.296	.320	3
	Las Vegas (AAA)	.189	56	164	19	31	9	0	9	28	0	5	4	5	72	3	1	.225	.409	4
2022	Lansing (A)	.267	13	45	9	12	2	2	0	5	0	0	3	8	15	0	0	.411	.400	0
	Midland (AA)	.227	78	273	35	62	13	1	7	30	0	0	9	31	102	7	5	.326	.359	4
	Las Vegas (AAA)	.100	11	30	3	3	0	0	1	2	0	0	1	6	12	0	1	.270	.200	0
<b>Minor League Totals</b>		<b>.224</b>	<b>245</b>	<b>841</b>	<b>113</b>	<b>188</b>	<b>50</b>	<b>5</b>	<b>21</b>	<b>107</b>	<b>2</b>	<b>8</b>	<b>22</b>	<b>85</b>	<b>297</b>	<b>12</b>	<b>10</b>	<b>.309</b>	<b>.370</b>	<b>19</b>

### AUSTIN STEVEN BECK

OF

**Born:** Winston Salem, North Carolina, November 21, 1998; **Home:** Phoenix, Arizona

**Bats:** Right; **Throws:** Right; **Height:** 6-0; **Weight:** 195

**Obtained:** Selected in the first round of the 2017 First Year Player Draft

Graduated from North Davidson HS (NC)...was signed by Neil Avent...hit .457 with 23 home runs in 103 career high school games...hit .590 with 12 home runs during his senior year...was named the A's number six prospect by *Baseball America* following the 2017 season and number five following 2018...in 2018, finished third in the organization in hits (146) and fourth in batting (.296)...was the California League Player of the Week for the week of June 3-9, 2019.

Year	Club	AVG.	G	AB	R	H	2B	3B	HR	RBI	SH	SF	HP	BB	SO	SB	CS	OBP	SLG	E
2017	AZL A's (R)	.211	41	152	23	32	7	4	2	28	0	3	2	17	51	7	1	.293	.349	1
2018	Beloit (A)	.296	123	493	58	146	29	4	2	60	0	8	3	30	117	8	6	.335	.383	6
2019	Stockton (A)	.251	85	338	40	85	22	4	8	49	0	3	2	24	126	2	2	.302	.411	4
2021	Lansing (A)	.202	69	248	20	50	12	2	7	33	0	3	3	15	91	3	1	.253	.351	1
	Las Vegas (AAA)	.150	8	20	4	3	0	0	3	6	0	0	0	2	13	0	0	.227	.600	0
2022	ACL A's (R)	.417	4	12	1	5	1	0	0	0	0	0	1	1	4	0	0	.500	.500	0
	Lansing (A)	.247	43	146	23	36	3	0	8	25	0	5	1	15	36	1	0	.311	.432	0
	Midland (AA)	.230	21	74	5	17	1	0	1	5	0	0	0	2	27	2	0	.250	.284	0
<b>Minor League Totals</b>		<b>.252</b>	<b>394</b>	<b>1483</b>	<b>174</b>	<b>374</b>	<b>75</b>	<b>14</b>	<b>31</b>	<b>206</b>	<b>0</b>	<b>22</b>	<b>12</b>	<b>106</b>	<b>465</b>	<b>23</b>	<b>10</b>	<b>.303</b>	<b>.384</b>	<b>12</b>

## BLAKE AUSWEGER BEERS

RHP

**Born:** Torrance, California, July 15, 1998; **Home:** Manhattan Beach, California**Bats:** Right; **Throws:** Right; **Height:** 6-4; **Weight:** 215**Obtained:** Selected in the 19<sup>th</sup> round of the 2021 First-Year Player Draft

Attended the University of Michigan...signed by Richard Sparks...in his college career, was 4-4 with a 6.56 ERA (52 er in 71.1 ip) in 33 games over four seasons.

Year	Club	W	L	ERA	G	GS	CG	SHO	SV	IP	H	R	ER	HR	HB	BB	IBB	SO	WP	BK
2021	ACL A's (R)	0	0	9.00	1	1	0	0	0	1.0	2	1	1	1	0	0	0	1	0	0
2022	Stockton (A)	2	2	4.08	7	6	0	0	0	39.2	38	19	18	7	2	7	0	51	5	0
	Lansing (A)	0	4	4.08	10	10	0	0	0	53.0	50	26	24	4	7	24	0	49	2	0
<b>Minor League Totals</b>		<b>2</b>	<b>6</b>	<b>4.13</b>	<b>18</b>	<b>17</b>	<b>0</b>	<b>0</b>	<b>0</b>	<b>93.2</b>	<b>90</b>	<b>46</b>	<b>43</b>	<b>12</b>	<b>9</b>	<b>31</b>	<b>0</b>	<b>101</b>	<b>7</b>	<b>0</b>

## NELSON JUNIOR BELTRAN (MORALES)

IF

**Born:** San Pedro de Macoris, Dominican Republic, December 28, 2001; **Home:** San Pedro de Macoris, Dominican Republic**Bats:** Right; **Throws:** Right; **Height:** 5-10; **Weight:** 160**Obtained:** Signed as a free agent to a minor league contract, July 9, 2018

Signed by Yendri Bachelor.

Year	Club	AVG.	G	AB	R	H	2B	3B	HR	RBI	SH	SF	HP	BB	SO	SB	CS	OBP	SLG	E
2019	DSL A's (R)	.167	43	126	22	21	1	0	0	8	1	1	6	13	38	10	1	.274	.175	20
2021	DSL A's (R)	.263	44	114	19	30	6	2	0	17	0	1	7	14	41	13	1	.375	.351	5
2022	ACL A's (R)	.269	38	119	33	32	7	2	3	16	0	0	9	16	43	7	2	.396	.437	2
<b>Minor League Totals</b>		<b>.231</b>	<b>125</b>	<b>359</b>	<b>74</b>	<b>83</b>	<b>14</b>	<b>4</b>	<b>3</b>	<b>41</b>	<b>1</b>	<b>2</b>	<b>22</b>	<b>43</b>	<b>122</b>	<b>30</b>	<b>4</b>	<b>.347</b>	<b>.318</b>	<b>27</b>

## OSVALDO BERRIOS (FLORES)

RHP

**Born:** Caguas, Puerto Rico, November 29, 1999; **Home:** Juncos, Puerto Rico**Bats:** Right; **Throws:** Right; **Height:** 6-1; **Weight:** 218**Obtained:** Selected in the 20<sup>th</sup> round of the 2017 First Year Player Draft

Signed by Hector Stewart...attended the Puerto Rico Baseball Academy...made his full season debut in 2021 and recorded career highs in innings and strikeouts.

Year	Club	W	L	ERA	G	GS	CG	SHO	SV	IP	H	R	ER	HR	HB	BB	IBB	SO	WP	BK
2017	AZL A's (R)	2	3	8.00	13	7	0	0	0	27.0	39	27	24	2	1	8	0	25	4	1
2018	AZL A's (R)	3	4	3.71	13	10	0	0	0	51.0	57	27	21	1	2	13	0	43	6	1
2019	AZL A's (R)	2	1	3.60	4	2	0	0	1	15.0	14	6	6	1	0	0	0	17	1	0
	Vermont (A)	0	4	5.79	11	6	0	0	0	37.1	44	28	24	5	3	11	0	29	3	0
2021	Stockton (A)	3	6	5.97	16	11	0	0	0	75.1	90	56	50	12	7	20	0	70	7	0
	Lansing (A)	2	1	5.86	6	5	0	0	0	27.2	35	18	18	4	1	10	0	20	0	0
2022	Lansing (A)	5	8	6.17	27	11	0	0	3	93.1	103	69	64	16	6	33	0	79	5	0
<b>Minor League Totals</b>		<b>17</b>	<b>27</b>	<b>5.70</b>	<b>90</b>	<b>52</b>	<b>0</b>	<b>0</b>	<b>4</b>	<b>326.2</b>	<b>383</b>	<b>231</b>	<b>207</b>	<b>41</b>	<b>20</b>	<b>95</b>	<b>0</b>	<b>283</b>	<b>26</b>	<b>2</b>

## MARCOS ANTONIO BETANCOURT (VELAZQUEZ)

C

**Born:** Holguin, Cuba, January 17, 2001; **Home:** Santo Domingo, Dominican Republic**Bats:** Right; **Throws:** Right; **Height:** 6-0; **Weight:** 205**Obtained:** Signed as a non-drafted free agent, July 2, 2018

Signed by Amaury Reyes.

Year	Club	AVG.	G	AB	R	H	2B	3B	HR	RBI	SH	SF	HP	BB	SO	SB	CS	OBP	SLG	E
2018	DSL A's (R)	.204	17	54	6	11	2	0	0	6	0	1	3	1	18	1	0	.254	.241	1
2019	AZL A's (R)	.179	28	95	7	17	3	0	0	13	0	0	4	11	25	1	0	.291	.211	1
2021																				
	(Injured – Did Not Play)																			
2022	ACL A's (R)	.176	7	17	2	3	2	0	0	3	0	0	1	1	4	0	0	.263	.294	0
	Stockton (A)	.133	5	15	0	2	1	0	0	2	0	0	0	0	8	0	0	.133	.200	0
<b>Minor League Totals</b>		<b>.182</b>	<b>57</b>	<b>181</b>	<b>15</b>	<b>33</b>	<b>8</b>	<b>0</b>	<b>0</b>	<b>24</b>	<b>0</b>	<b>1</b>	<b>8</b>	<b>13</b>	<b>55</b>	<b>2</b>	<b>0</b>	<b>.266</b>	<b>.227</b>	<b>2</b>

## HENRY BOLTE

OF

**Born:** San Francisco, California, August 4, 2003; **Home:** Scottsdale, Arizona**Bats:** Right; **Throws:** Right; **Height:** 6-3; **Weight:** 195**Obtained:** Selected in the 2nd round of the 2022 First Year Player Draft

Was signed by A's scout Troy Stewart...ranked as the No. 1 outfielder in the state of California by Perfect Game in 2022 and No. 7 in the country...was committed to the University of Texas at Austin.

Year	Club	AVG.	G	AB	R	H	2B	3B	HR	RBI	SH	SF	HP	BB	SO	SB	CS	OBP	SLG	E
2022	ACL A's (R)	.212	11	33	5	7	0	0	0	2	0	0	1	5	19	0	1	.333	.212	1
Minor League Totals		.212	11	33	5	7	0	0	0	2	0	0	1	5	19	0	1	.333	.212	1

## COOPER JOHN BOWMAN

INF

**Born:** Rapid City, South Dakota, January 25, 2000; **Home:** Rapid City, South Dakota**Bats:** Right; **Throws:** Right; **Height:** 6-0; **Weight:** 205**Obtained:** Acquired from New York-AL with Ken Waldichuk, JP Sears and Luis Medina for Frankie Montas and Lou Trivino on August 1, 2022

Year	Club	AVG.	G	AB	R	H	2B	3B	HR	RBI	SH	SF	HP	BB	SO	SB	CS	OBP	SLG	E
2021	FCL Yankees	.444	3	9	3	4	1	0	1	1	0	0	0	0	4	2	0	.444	.889	0
	Tampa (A)	.237	27	93	17	22	8	1	3	22	0	2	6	11	26	11	1	.348	.441	3
2022	Hudson Valley (A+)	.217	80	299	54	65	15	1	8	35	0	5	5	55	97	35	6	.343	.355	2
2022	Lansing (A)	.209	33	115	12	24	2	0	3	12	0	1	4	9	38	12	0	.287	.304	3
Minor League Totals		.223	143	516	86	115	26	2	15	70	0	8	15	75	165	60	7	.334	.368	8

## HUNTER MATHIAS HOKU BREAUT

RHP

**Born:** Kapolei, Hawaii, June 12, 1999; **Home:** Kapolei, Hawaii**Bats:** Right; **Throws:** Right; **Height:** 6-3; **Weight:** 225**Obtained:** Selected in the 20<sup>th</sup> round of the 2021 First-Year Player Draft

Played collegiately at Oregon...signed by James Coffman...was 4-3 with a 4.68 ERA and 44 strikeouts in 50 games, two of which were starts, across four years of college.

Year	Club	W	L	ERA	G	GS	CG	SHO	SV	IP	H	R	ER	HR	HB	BB	IBB	SO	WP	BK
2021	ACL A's (R)	1	1	13.50	2	0	0	0	0	2.2	5	4	4	0	0	1	0	2	0	0
	Stockton (A)	1	1	2.57	8	0	0	0	0	14.0	15	8	4	0	0	3	0	9	0	0
2022	Stockton (A)	2	6	3.72	44	0	0	0	10	58	69	43	24	9	5	17	0	64	4	0
	Las Vegas (AAA)	0	0	9.82	6	0	0	0	0	7.1	14	8	8	3	2	2	0	4	0	0
Minor League Totals		4	8	4.39	60	0	0	0	10	82	103	63	40	12	7	23	0	79	4	0

## AUSTIN AUGUSTUS BRIGGS

LHP

**Born:** Lexington, North Carolina, October 11, 1995; **Home:** Willis, Texas**Bats:** Right; **Throws:** Left; **Height:** 6-3; **Weight:** 210**Obtained:** Selected in the 29<sup>th</sup> round of the 2018 First-Year Player Draft

Signed by Kelcey Mucker...made his full-season debut in 2021, setting career highs in innings and strikeouts...led Midland pitchers in games.

Year	Club	W	L	ERA	G	GS	CG	SHO	SV	IP	H	R	ER	HR	HB	BB	IBB	SO	WP	BK
2018	AZL A's (R)	0	1	3.12	16	1	0	0	3	26.0	24	15	9	0	3	14	0	28	4	0
2019	Vermont (A)	1	1	4.71	19	0	0	0	0	28.2	32	24	15	2	3	22	1	22	7	0
2021	Midland (AA)	3	2	6.38	41	0	0	0	2	55.0	57	42	39	7	2	28	0	41	8	0
2022	Midland (AA)	3	2	4.26	28	0	0	0	6	31	33	29	15	4	2	21	3	32	6	0
Minor League Totals		7	6	4.97	104	1	0	0	11	141	146	110	78	13	10	85	4	123	25	0

## SERAFINO BRITO TEDESCO

RHP

**Born:** Brooklyn, New York, April 28, 1997; **Home:** Mahwah, New Jersey**Bats:** Right; **Throws:** Right; **Height:** 6-0; **Weight:** 200**Obtained:** Signed as a free agent to a minor league contract, June 20, 2022

Played collegiately at Rutgers...notched a career high 34.1 innings pitched and 47 strikeouts in 2022.

Year	Club	W	L	ERA	G	GS	CG	SHO	SV	IP	H	R	ER	HR	HB	BB	IBB	SO	WP	BK
2019	Indians Red (RK)	0	0	1.86	6	0	0	0	0	9	12	3	2	0	1	0	0	9	3	0
	Mahoning Valley (A)	3	2	1.25	9	0	0	0	0	21.2	9	5	3	0	1	7	1	17	6	0
2021	Indians (RK)	1	0	4.50	2	0	0	0	0	2.0	5	1	1	0	0	0	0	3	1	0
	Lynchburg (A)	0	1	4.12	13	0	0	0	1	19.2	19	11	9	4	0	5	0	25	2	1
2022	Lynchburg (A)	0	0	7.36	3	0	0	0	0	3.2	6	4	3	1	0	2	0	3	0	0
	Stockton (A)	1	3	2.84	21	0	0	0	2	25.1	19	13	8	3	1	9	0	39	7	0
	Lake County (A+)	0	1	3.38	3	0	0	0	0	5.1	7	4	2	0	3	1	0	5	1	0
Minor League Totals		5	7	2.89	57	0	0	0	3	87	77	41	28	8	6	24	1	101	20	1

### BRAYAN DAVID BUELVAS (DURANGO)

OF

**Born:** Montería, Colombia, June 8, 2002; **Home:** Montería, Colombia

**Bats:** Right; **Throws:** Right; **Height:** 5-10; **Weight:** 183

**Obtained:** Signed as a free agent to a minor league contract, July 3, 2018

Signed by Jose Quintero...made his full-season debut with Stockton in 2021 and set career highs in all major counting stats...currently ranked as Oakland's No. 8 prospect by MLB.com.

Year	Club	AVG.	G	AB	R	H	2B	3B	HR	RBI	SH	SF	HP	BB	SO	SB	CS	OBP	SLG	E
2019	DSL A's (R)	.244	23	78	4	19	5	1	0	14	0	0	2	8	14	4	4	.330	.333	1
	AZL A's (R)	.300	44	160	26	48	10	7	3	27	0	1	3	22	46	12	5	.392	.506	4
2021	Stockton (A)	.219	88	347	54	76	11	4	16	50	0	1	7	37	95	17	7	.306	.412	5
2022	ACL A's (R)	.261	7	23	4	6	1	1	1	4	0	1	2	4	6	4	0	.400	.522	0
	Lansing (A)	.195	69	236	28	46	14	1	7	26	0	1	6	17	57	7	4	.265	.352	3
Minor League Totals		.231	231	844	116	195	41	14	27	121	0	4	20	88	218	44	20	.317	.409	13

### JONATHAN WILLIAM BUTLER

OF

Goes by "Jonny"

**Born:** Joliet, Illinois, February 12, 1999; **Home:** Channahon, Illinois

**Bats:** Left; **Throws:** Right; **Height:** 6-2; **Weight:** 200

**Obtained:** Selected in the 14<sup>th</sup> round of the 2021 First-Year Player Draft

Named First Team All-ACC and Second Team Division I All-American for North Carolina State in 2021...in three seasons with NC State, hit .312 with 3 home runs and 23 RBI.

Year	Club	AVG.	G	AB	R	H	2B	3B	HR	RBI	SH	SF	HP	BB	SO	SB	CS	OBP	SLG	E
2021	ACL A's (R)	.300	4	10	2	3	0	0	1	3	0	0	0	2	1	0	0	.417	.600	0
	Lansing (A)	.203	25	79	9	16	2	1	1	9	0	2	0	9	22	1	0	.278	.291	1
2022	Lansing (A)	.244	37	119	16	29	8	1	2	21	0	2	0	15	33	4	0	.324	.378	0
Minor League Totals		.231	66	208	27	48	10	2	4	33	0	4	0	26	56	5	0	.311	.356	1

### CHASE MATTHEW CALABUIG

OF

**Born:** Mission Viejo, California, December 10, 1995; **Home:** Mission Viejo, California

**Bats:** Left; **Throws:** Left; **Height:** 5-10; **Weight:** 198

**Obtained:** Selected in the 27<sup>th</sup> round of the 2018 First-Year Player Draft

Signed by Anthony Aliotti...named All-Mountain West First Team in 2018 for San Diego State University... finished his career with the Aztecs with a school-record 238 games played...was named Texas League Player of the Week for the week of Aug. 19-25, 2019.

Year	Club	AVG.	G	AB	R	H	2B	3B	HR	RBI	SH	SF	HP	BB	SO	SB	CS	OBP	SLG	E
2018	AZL A's (R)	.406	16	32	7	13	3	1	0	5	0	1	1	5	5	0	0	.487	.563	0
	Stockton (A)	.239	51	201	32	48	12	0	0	16	2	0	3	21	40	3	1	.320	.299	0
2019	Beloit (A)	.304	13	46	4	14	2	0	1	5	0	0	0	12	10	1	2	.448	.413	1
	Midland (AA)	.280	109	403	57	113	14	3	4	50	0	5	5	63	101	7	4	.380	.360	3
2021	Midland (AA)	.214	92	323	42	69	11	0	5	34	0	3	2	43	62	2	1	.307	.294	1
2022	Midland (AA)	.313	110	380	54	119	25	2	6	48	0	2	5	47	56	3	1	.394	.437	4
Minor League Totals		.271	391	1385	196	376	67	6	16	158	2	11	16	191	274	16	9	.364	.363	9

### ALEXANDER JOSE CAMPOS (GARCIA)

IF

**Born:** Cumana, Venezuela, February 20, 2000; **Home:** Cumana, Venezuela

**Bats:** Right; **Throws:** Right; **Height:** 5-10; **Weight:** 217

**Obtained:** Acquired from Seattle with Emilio Pagán for Ryon Healy on Nov. 11, 2017.

Year	Club	AVG.	G	AB	R	H	2B	3B	HR	RBI	SH	SF	HP	BB	SO	SB	CS	OBP	SLG	E	
2017	DSL Mariners (R)	.290	59	207	37	60	10	0	2	26	2	1	3	41	39	7	10	.413	.367	15	
2018	AZL A's (R)	.127	28	71	11	9	2	1	0	4	0	1	1	11	28	4	1	.250	.183	10	
2019					Injured (Did Not Play)																
2021	ACL A's (R)	.250	7	20	3	5	0	1	0	3	0	0	1	1	3	0	0	.318	.350	0	
	Stockton (A)	.177	23	62	10	11	3	0	2	7	0	0	2	16	17	0	1	.363	.323	7	
2022	ACL A's (R)	.545	5	11	3	6	1	0	0	2	0	0	3	3	1	1	.643	.636	0		
	Stockton (A)	.250	32	104	15	26	3	1	1	14	0	3	4	19	28	3	1	.377	.327	9	
	Lansing (A)	.304	23	69	14	21	2	0	2	9	0	0	0	14	18	1	0	.422	.420	5	
<b>Minor League Totals</b>		<b>.254</b>	<b>177</b>	<b>544</b>	<b>93</b>	<b>138</b>	<b>21</b>	<b>3</b>	<b>7</b>	<b>65</b>	<b>2</b>	<b>5</b>	<b>11</b>	<b>105</b>	<b>136</b>	<b>16</b>	<b>14</b>	<b>.382</b>	<b>.342</b>	<b>46</b>	

### LUIS ANGEL CARRASCO (ALVAREZ)

RHP

**Born:** Barquisimeto, Venezuela, December 19, 2001; **Home:** San Vicente, Venezuela

**Bats:** Right; **Throw:** Right; **Height:** 6-1; **Weight:** 180

**Obtained:** Signed as a free agent to a minor league contract, July 13, 2018

Signed by Ruben Barradas...set career bests in all major statistical categories in 2021...was named ACL Pitcher of the Week for the week of August 16-22.

Year	Club	W	L	ERA	G	GS	CG	SHO	SV	IP	H	R	ER	HR	HB	BB	IBB	SO	WP	BK
2019	AZL A's (R)	0	0	6.91	6	4	0	0	0	14.1	19	11	11	0	1	4	0	12	3	2
2021	ACL A's (R)	1	1	3.94	10	6	0	0	0	32.0	37	17	14	2	4	6	0	33	0	0
	Stockton (A)	0	0	4.38	7	0	0	0	0	12.1	14	8	6	1	1	4	0	11	0	1
2022	ACL A's (R)	3	1	1.82	7	2	0	0	0	24	24	5	5	2	1	8	0	18	2	0
	Stockton (A)	0	0	13.50	2	0	0	0	0	1.1	5	3	2	0	0	0	0	2	0	0
<b>Minor League Totals</b>		<b>4</b>	<b>2</b>	<b>4.04</b>	<b>32</b>	<b>12</b>	<b>0</b>	<b>0</b>	<b>0</b>	<b>84</b>	<b>99</b>	<b>44</b>	<b>38</b>	<b>5</b>	<b>7</b>	<b>22</b>	<b>0</b>	<b>76</b>	<b>5</b>	<b>3</b>

### CHARLES ALAN CERNY

RHP

Goese by "Charlie"

**Born:** Bloomington, Illinois, September 23, 1996; **Home:** Bloomington, Illinois

**Bats:** Left; **Throws:** Right; **Height:** 6-5; **Weight:** 220

**Obtained:** Selected in the seventh round of the 2018 First-Year Player Draft

Attended the University of Illinois, Chicago...made the 2017 Horizon League All-Academic Team...signed by Derek Lee...made his full-season debut in 2019, setting career highs in every major statistic.

Year	Club	W	L	ERA	G	GS	CG	SHO	SV	IP	H	R	ER	HR	HB	BB	IBB	SO	WP	BK	
2018	Vermont (A)	1	1	4.32	16	1	0	0	3	25.0	26	17	12	0	2	12	1	15	4	0	
2019	Beloit (A)	2	5	3.57	38	0	0	0	8	53.0	45	29	21	1	5	37	2	42	11	2	
2021	ACL A's (R)	0	0	4.50	4	1	0	0	0	6.0	5	4	3	0	0	2	0	7	2	0	
	Lansing (A)	0	2	12.83	20	1	0	0	0	26.2	44	39	38	3	6	30	0	20	8	0	
2022					Injured - Did Not Play																
<b>Minor League Totals</b>		<b>3</b>	<b>8</b>	<b>6.02</b>	<b>78</b>	<b>3</b>	<b>0</b>	<b>0</b>	<b>11</b>	<b>110.2</b>	<b>120</b>	<b>89</b>	<b>74</b>	<b>4</b>	<b>13</b>	<b>81</b>	<b>3</b>	<b>84</b>	<b>25</b>	<b>2</b>	

### CHASE JONATHAN COHEN

RHP

**Born:** Alpharetta, Georgia, April 26, 1997; **Home:** Alpharetta, Georgia

**Bats:** Left; **Throws:** Right; **Height:** 6-1; **Weight:** 197

**Obtained:** Selected in the ninth round of the 2018 First-Year Player Draft

Signed out of Georgia Southern University by Jemel Spearman...was named Sun Belt Pitcher of the Week for the week of Feb. 22, 2016.

Year	Club	W	L	ERA	G	GS	CG	SHO	SV	IP	H	R	ER	HR	HB	BB	IBB	SO	WP	BK
2018	AZL A's (R)	0	0	0.00	1	0	0	0	0	1.0	0	0	0	0	0	0	0	0	0	0
	Vermont (A)	2	2	4.13	12	9	0	0	0	32.2	30	17	15	2	0	14	0	42	1	0
2019	Beloit (A)	5	10	4.64	27	18	0	0	2	114.1	113	68	59	9	4	56	1	106	15	1
2021	Midland (AA)	1	1	3.00	10	6	0	0	0	27.0	24	9	9	1	2	14	0	33	2	1
2022	Midland (AA)	5	4	3.41	44	1	0	0	7	58	48	25	22	5	3	31	2	67	7	0
<b>Minor League Totals</b>		<b>13</b>	<b>17</b>	<b>4.06</b>	<b>94</b>	<b>34</b>	<b>0</b>	<b>0</b>	<b>9</b>	<b>233</b>	<b>215</b>	<b>119</b>	<b>105</b>	<b>17</b>	<b>9</b>	<b>115</b>	<b>3</b>	<b>248</b>	<b>25</b>	<b>2</b>

### AARON SAMUEL COHN

RHP

**Born:** Southbridge, Massachusetts, October 30, 1998; **Home:** Tampa, Florida

**Bats:** Right; **Throws:** Right; **Height:** 6-0; **Weight:** 195

**Obtained:** Signed as a non-drafted free agent, August 4, 2021

Played collegiately at Farleigh Dickinson University in New Jersey...was 6-8 with a 7.67 ERA with 67 strikeouts over 124.1 innings in 42 games, 15 of which were starts.

Year	Club	W	L	ERA	G	GS	CG	SHO	SV	IP	H	R	ER	HR	HB	BB	IBB	SO	WP	BK
2021	ACL A's (R)	1	0	6.23	5	1	0	0	0	8.2	11	7	6	1	0	1	0	13	1	0
	Stockton (A)	0	2	6.75	8	0	0	0	0	9.1	10	9	7	0	0	7	0	6	1	0
2022	Stockton (A)	3	4	4.95	41	0	0	0	2	56	71	38	31	10	5	17	1	43	5	1
<b>Minor League Totals</b>		<b>4</b>	<b>6</b>	<b>5.33</b>	<b>54</b>	<b>1</b>	<b>0</b>	<b>0</b>	<b>2</b>	<b>74</b>	<b>92</b>	<b>54</b>	<b>44</b>	<b>11</b>	<b>5</b>	<b>25</b>	<b>1</b>	<b>62</b>	<b>7</b>	<b>1</b>

### CALVIN JOSEPH COKER

RHP

**Born:** Redwood City, California, March 6, 1996; **Home:** Kyle, Texas

**Bats:** Right; **Throws:** Right; **Height:** 6-3; **Weight:** 174

**Obtained:** Selected in the 15<sup>th</sup> round of the 2018 First-Year Player Draft

Signed out of Auburn University by Anthony Aloisi.

Year	Club	W	L	ERA	G	GS	CG	SHO	SV	IP	H	R	ER	HR	HB	BB	IBB	SO	WP	BK
2018	AZL A's (R)	0	0	4.00	13	1	0	0	2	18.0	20	11	8	1	0	9	0	23	2	0
	Vermont (A)	0	0	0.00	1	0	0	0	0	2.1	1	0	0	0	1	0	0	4	0	0
	Nashville (AAA)	0	0	7.71	2	0	0	0	1	2.1	2	2	2	0	1	1	0	0	0	0
2019	Vermont (A)	0	0	4.91	6	0	0	0	1	3.2	4	3	2	0	0	4	1	2	1	0
	Beloit (A)	1	3	4.82	24	0	0	0	3	37.1	33	21	20	4	3	7	0	33	5	0
2021	Injured (Did Not Play)																			
2022	Stockton (A)	1	0	1.76	11	0	0	0	2	15	18	7	3	1	0	2	0	16	0	1
	Lansing (A)	1	0	3.00	12	0	0	0	3	18.0	21	7	6	2	0	7	0	17	0	0
	Midland (AA)	0	0	0.00	1	0	0	0	0	2.0	1	0	0	0	0	0	0	1	0	0
<b>Minor League Totals</b>		<b>3</b>	<b>3</b>	<b>3.73</b>	<b>70</b>	<b>1</b>	<b>0</b>	<b>0</b>	<b>12</b>	<b>99</b>	<b>100</b>	<b>51</b>	<b>41</b>	<b>8</b>	<b>5</b>	<b>30</b>	<b>1</b>	<b>96</b>	<b>8</b>	<b>1</b>

### BRYCE BLACKWELL CONLEY

RHP

**Born:** Raleigh, North Carolina, August 22, 1994; **Home:** Alpharetta, Georgia

**Bats:** Right; **Throws:** Right; **Height:** 6-4; **Weight:** 210

**Obtained:** Selected in the 22nd round of the 2017 First-Year Player Draft

Graduated from Alpharetta HS (GA)...played collegiately at Georgia State University...transferred to Georgia State from Chattahoochee Valley Community College...signed by Jemel Spearman...was named the California League Pitcher of the Week for the week of July 29-Aug. 4, 2019.

Year	Club	W	L	ERA	G	GS	CG	SHO	SV	IP	H	R	ER	HR	HB	BB	IBB	SO	WP	BK
2017	Vermont (A)	0	3	6.12	15	4	0	0	0	25.0	21	18	17	2	4	23	0	28	3	0
2018	Beloit (A)	3	7	4.46	20	16	0	0	1	84.2	66	44	42	8	11	37	0	98	11	0
2019	Beloit (A)	3	4	3.73	16	12	0	0	1	70.0	51	31	29	11	8	59	0	98	5	0
	Stockton (A)	3	1	2.78	9	7	0	0	0	32.1	20	11	10	4	2	21	0	29	1	0
2021	Midland (AA)	5	5	4.39	29	14	0	0	0	94.1	80	48	46	6	8	44	0	88	6	0
2022	Midland (AA)	2	4	4.50	35	0	0	0	4	48	59	30	24	3	4	24	1	46	10	0
	Las Vegas (AAA)	0	1	7.36	6	0	0	0	0	7.1	9	6	6	3	0	5	0	9	0	1
<b>Minor League Totals</b>		<b>16</b>	<b>25</b>	<b>4.33</b>	<b>130</b>	<b>53</b>	<b>0</b>	<b>0</b>	<b>6</b>	<b>361</b>	<b>306</b>	<b>188</b>	<b>174</b>	<b>33</b>	<b>35</b>	<b>192</b>	<b>1</b>	<b>367</b>	<b>35</b>	<b>1</b>

### BAILEY-JAY MALCOLM COOKE

RHP

Goes by "Bjay"

**Born:** Perth, Australia, March 14, 2003; **Home:** High Wycombe, Western Australia

**Bats:** Right; **Throws:** Right; **Height:** 6-2; **Weight:** 187

**Obtained:** Signed as a free agent to a minor league contract, May 2, 2022

Was signed by Dan Breten.

Year	Club	W	L	ERA	G	GS	CG	SHO	SV	IP	H	R	ER	HR	HB	BB	IBB	SO	WP	BK
2022	(Restricted List - Did Not Play)																			

### RYAN CUSICK

RHP

**Born:** Sudbury, Massachusetts, Nov. 12, 1999; **Home:** Sudbury, Massachusetts

**Bats:** Right; **Throws:** Right; **Height:** 6-6; **Weight:** 235

**Obtained:** Acquired from Atlanta with Joey Estes, Shea Langeliers and Cristian Pache for Matt Olson on March 14, 2022

Originally drafted by Atlanta in the first round of the 2021 First-Year Player Draft out of Wake Forest...selected by Cincinnati in the 40th round of the 2018 draft but did not sign...went 0-1 with a 2.76 ERA in six starts for Single-A Augusta last year... struck out 34 in 16.1 innings and walked just four...was ranked as the Braves ninth best prospect by Baseball America prior to the trade.

Year	Club	W	L	ERA	G	GS	CG	SHO	SV	IP	H	R	ER	HR	HB	BB	IBB	SO	WP	BK
2021	Augusta (A)	0	1	2.76	6	6	0	0	0	16.1	15	7	5	1	1	4	0	34	2	0
2022	ACL A's (R)	0	0	9.00	1	1	0	0	0	2	3	2	2	0	1	0	0	3	0	0
	Midland (AA)	1	6	7.02	12	9	0	0	0	41.0	53	36	32	4	1	30	0	43	6	0
<b>Minor League Totals</b>		<b>1</b>	<b>7</b>	<b>5.92</b>	<b>19</b>	<b>16</b>	<b>0</b>	<b>0</b>	<b>0</b>	<b>59</b>	<b>71</b>	<b>45</b>	<b>39</b>	<b>5</b>	<b>3</b>	<b>34</b>	<b>0</b>	<b>80</b>	<b>8</b>	<b>0</b>

### MATTHEW NICHOLAS CROSS

C

Goes by "Matt"

**Born:** Buffalo, New York, July 28, 1998; **Home:** Tonawanda, New York

**Bats:** Right; **Throws:** Right; **Height:** 6-0; **Weight:** 204

**Obtained:** Selected in the 19<sup>th</sup> round of the 2018 First-Year Player Draft

Signed out of Niagara County Community College by Matthew Higginson.

Year	Club	AVG.	G	AB	R	H	2B	3B	HR	RBI	SH	SF	HP	BB	SO	SB	CS	OBP	SLG	E
2018	AZL A's (R)	.217	13	23	2	5	0	0	0	3	0	1	0	3	5	0	0	.296	.217	1
2019	AZL A's (R)	.235	33	98	17	23	3	2	3	16	0	2	1	19	25	0	1	.358	.398	2
	Vermont (A)	.000	5	14	0	0	0	0	0	0	0	0	1	2	3	0	0	.176	.000	0
	Stockton (A)	.091	3	11	1	1	0	0	1	1	0	0	1	1	6	0	0	.231	.364	1
2021	ACL A's (R)	.235	6	17	0	4	1	0	0	0	0	0	1	0	4	0	0	.278	.294	0
	Stockton (A)	.294	13	34	4	10	4	0	1	8	0	0	1	3	13	0	0	.368	.500	2
	Midland (AA)	.111	3	9	1	1	0	0	0	1	0	0	0	0	1	0	0	.111	.111	0
2022	Lansing (A)	.180	43	133	17	24	4	1	6	19	0	4	1	13	53	0	0	.252	.361	7
<b>Minor League Totals</b>		<b>.201</b>	<b>122</b>	<b>339</b>	<b>42</b>	<b>68</b>	<b>12</b>	<b>3</b>	<b>11</b>	<b>48</b>	<b>0</b>	<b>7</b>	<b>6</b>	<b>41</b>	<b>110</b>	<b>0</b>	<b>1</b>	<b>.293</b>	<b>.351</b>	<b>13</b>

### CRISTOPHER JUNIOR CRUZ (SEPULVEDA)

IF

**Born:** Santo Domingo Centro, Dominican Republic, March 28, 2002; **Home:** Cristo Rey, Dominican Republic

**Bats:** Right; **Throws:** Right; **Height:** 6-0; **Weight:** 195

**Obtained:** Signed as a free agent to a minor league contract, July 9, 2018

Signed by Wildred Magallanes.

Year	Club	AVG.	G	AB	R	H	2B	3B	HR	RBI	SH	SF	HP	BB	SO	SB	CS	OBP	SLG	E
2019	DSL A's (R)	.184	63	196	24	36	7	0	2	15	2	5	6	36	76	3	3	.321	.250	7
2021	ACL A's (R)	.067	22	45	6	3	1	1	0	3	0	1	4	6	23	0	0	.232	.133	3
2022	ACL A's (R)	.167	37	102	13	17	3	0	4	16	0	1	0	15	46	1	1	.271	.314	5
<b>Minor League Totals</b>		<b>.163</b>	<b>122</b>	<b>343</b>	<b>43</b>	<b>56</b>	<b>11</b>	<b>1</b>	<b>6</b>	<b>34</b>	<b>2</b>	<b>7</b>	<b>10</b>	<b>57</b>	<b>145</b>	<b>4</b>	<b>4</b>	<b>.295</b>	<b>.254</b>	<b>15</b>

### JOHN GOWEN CUSHING, JR.

RHP

Goes by "Jack"

**Born:** Enid, Oklahoma, December, 3, 1996; **Home:** Flower Mound, Texas

**Bats:** Right; **Throws:** Right; **Height:** 6-3; **Weight:** 205

**Obtained:** Selected in the 22<sup>nd</sup> round of the 2019 First-Year Player Draft

Signed by Paul Faulk III out of Georgetown University...was named to the 2019 All-Big East Second Team...struck out 87 batters in 2019, good for third in the Big East and second in Georgetown history...made his full-season debut in 2021, setting career bests in ERA, innings and strikeouts.

Year	Club	W	L	ERA	G	GS	CG	SHO	SV	IP	H	R	ER	HR	HB	BB	IBB	SO	WP	BK
2019	AZL A's (R)	1	0	9.00	2	1	0	0	0	5.0	11	5	5	1	0	2	0	4	1	0
	Vermont (A)	2	6	5.59	11	6	0	0	0	37.0	40	27	23	5	1	20	0	21	4	0
2021	Stockton (A)	1	1	2.88	8	7	0	0	0	40.2	37	19	13	5	1	10	0	43	3	0
	Lansing (A)	6	1	2.74	8	7	1	0	0	46.0	41	14	14	3	0	10	0	48	1	0
	Midland (AA)	0	5	4.68	5	5	0	0	0	25.0	35	15	13	1	0	7	0	20	2	0
2022	Midland (AA)	11	3	3.67	19	19	1	0	0	110	112	53	45	8	2	32	0	95	4	0
	Las Vegas (AAA)	1	3	14.14	6	6	0	0	0	21.0	43	34	33	11	1	7	0	20	1	0
<b>Minor League Totals</b>		<b>22</b>	<b>19</b>	<b>4.61</b>	<b>59</b>	<b>51</b>	<b>2</b>	<b>0</b>	<b>0</b>	<b>285</b>	<b>319</b>	<b>167</b>	<b>146</b>	<b>34</b>	<b>5</b>	<b>88</b>	<b>0</b>	<b>251</b>	<b>16</b>	<b>0</b>



**THOMAS JAMES CZYZ****RHP**

Goes by "TJ"

**Born:** Truckee, California, September 12, 2000; **Home:** Reno, Nevada**Bats:** Right; **Throws:** Right; **Height:** 6-2; **Weight:** 175**Obtained:** Selected in the 12th round of the 2022 First Year Player Draft

Was signed by A's scout Tory Stewart...went 7-3 as a starter at Cosumnes River Community College with a 2.96 ERA (28ER/85.0IP) and 117 strikeouts to 33 walks.

Year	Club	W	L	ERA	G	GS	CG	SHO	SV	IP	H	R	ER	HR	HB	BB	IBB	SO	WP	BK
2022	ACL A's (R)	0	0	0.00	2	0	0	0	0	2	1	0	0	0	1	2	0	5	0	0
	Lansing (A)	1	0	3.38	4	0	0	0	0	5.1	4	2	2	0	0	4	0	7	1	0
<b>Minor League Totals</b>		<b>1</b>	<b>0</b>	<b>2.35</b>	<b>6</b>	<b>0</b>	<b>0</b>	<b>0</b>	<b>0</b>	<b>7</b>	<b>5</b>	<b>2</b>	<b>2</b>	<b>0</b>	<b>1</b>	<b>6</b>	<b>0</b>	<b>12</b>	<b>1</b>	<b>0</b>

**MICAH CALEB DALLAS****RHP****Born:** Carrollton, Texas, April 14, 2000; **Home:** Aubrey, Texas**Bats:** Right; **Throws:** Right; **Height:** 6-2; **Weight:** 215**Obtained:** Selected in the 8th round of the 2022 First Year Player Draft

Was signed by A's scout Kelcey Mucker...played collegiately at Texas A&amp;M...made 59 Division I appearances (39 starts)...owned a 19-8 career record with a 4.05 ERA, and 272 strikeouts in 240 innings pitched.

Year	Club	W	L	ERA	G	GS	CG	SHO	SV	IP	H	R	ER	HR	HB	BB	IBB	SO	WP	BK
2022	ACL A's (R)	0	0	9.00	2	1	0	0	0	2	3	2	2	0	0	0	0	2	0	0
	Lansing (A)	0	0	1.35	4	0	0	0	0	6.2	2	1	1	1	0	0	0	8	0	0
<b>Minor League Totals</b>		<b>0</b>	<b>0</b>	<b>3.12</b>	<b>6</b>	<b>1</b>	<b>0</b>	<b>0</b>	<b>0</b>	<b>8</b>	<b>5</b>	<b>3</b>	<b>3</b>	<b>1</b>	<b>0</b>	<b>0</b>	<b>0</b>	<b>10</b>	<b>0</b>	<b>0</b>

**MICHAEL WILLIAM DANIELAK****RHP****Born:** Mount Prospect, Illinois, March 16, 1994; **Home:** Mount Prospect, Illinois**Bats:** Right; **Throws:** Right; **Height:** 6-4; **Weight:** 215**Obtained:** Selected in the 19<sup>th</sup> round of the 2017 First Year Player Draft

Graduated from John Hersey HS (IL)...signed by Ron Vaughn...was named Mid-Suburban League Player of the Year during his senior year of high school...made All-Ivy League Second Team during his senior year at Dartmouth.

Year	Club	W	L	ERA	G	GS	CG	SHO	SV	IP	H	R	ER	HR	HB	BB	IBB	SO	WP	BK
2017	AZL A's (R)	0	0	13.50	1	1	0	0	0	0.2	4	3	1	0	0	0	0	1	0	0
	Vermont (A)	3	0	1.20	17	0	0	0	4	30.0	23	4	4	2	1	9	0	35	3	0
2018	Beloit (A)	0	2	9.35	3	2	0	0	0	8.2	18	17	9	3	3	3	0	7	0	0
2019	Beloit (A)	3	1	2.05	19	0	0	0	1	30.2	28	8	7	3	0	6	2	38	3	0
	Stockton (A)	3	0	3.41	16	0	0	0	0	29.0	27	15	11	3	3	8	0	40	1	0
2021	Lansing (A)	1	1	5.12	14	0	0	0	0	19.1	25	16	11	4	2	5	0	20	2	0
2022	Midland (AA)	4	3	3.98	41	1	0	0	3	74	77	38	33	8	0	27	0	63	7	2
<b>Minor League Totals</b>		<b>14</b>	<b>7</b>	<b>3.54</b>	<b>111</b>	<b>4</b>	<b>0</b>	<b>0</b>	<b>8</b>	<b>193</b>	<b>202</b>	<b>101</b>	<b>76</b>	<b>23</b>	<b>9</b>	<b>58</b>	<b>2</b>	<b>204</b>	<b>16</b>	<b>2</b>

**DAIRON JAVIER DE JESUS****RHP****Born:** Santo Domingo, Dominican Republic, March 27, 2004; **Home:** Santo Domingo, Dominican Republic**Bats:** Right; **Throws:** Right; **Height:** 6-3; **Weight:** 180**Obtained:** Signed as a free agent to a minor league contract, May 5, 2021

Was signed by Amaurys Reyes.

Year	Club	W	L	ERA	G	GS	CG	SHO	SV	IP	H	R	ER	HR	HB	BB	IBB	SO	WP	BK
2021	DSL A's (R)	1	0	1.48	7	4	0	0	0	24	16	5	4	0	0	11	0	24	4	0
2022	ACL A's (R)	3	1	4.15	10	1	0	0	1	13.0	13	9	6	0	1	7	0	17	3	0
<b>Minor League Totals</b>		<b>4</b>	<b>1</b>	<b>2.41</b>	<b>17</b>	<b>5</b>	<b>0</b>	<b>0</b>	<b>1</b>	<b>37</b>	<b>29</b>	<b>14</b>	<b>10</b>	<b>0</b>	<b>1</b>	<b>18</b>	<b>0</b>	<b>41</b>	<b>7</b>	<b>0</b>

**FRANCK JUNIOR DE LA ROSA****RHP****Born:** Yaguatae, Dominican Republic, June 9, 2000; **Home:** Yaguatae Dominican Republic**Bats:** Right; **Throws:** Right; **Height:** 6-8; **Weight:** 200**Obtained:** Signed as a free agent to a minor league contract, September 6, 2019

Was signed by Wilfredo Magallanes.

Year	Club	W	L	ERA	G	GS	CG	SHO	SV	IP	H	R	ER	HR	HB	BB	IBB	SO	WP	BK
2021	DSL A's (R)	1	4	6.75	9	4	0	0	0	18	22	18	14	0	3	14	0	19	9	0
2022																				
(Did Not Play)																				
Minor League Totals		1	4	6.75	9	4	0	0	0	18	22	18	14	0	3	14	0	19	9	0

### WILLY JAVIER DE PAULA

RHP

**Born:** Santo Domingo, Dominican Republic, April 1, 2002; **Home:** Monte Plata, Dominican Republic

**Bats:** Right; **Throws:** Right; **Height:** 6-2; **Weight:** 180

**Obtained:** Signed as a free agent to a minor league contract, May 22, 2019

Was signed by Amaury Reyes.

Year	Club	W	L	ERA	G	GS	CG	SHO	SV	IP	H	R	ER	HR	HB	BB	IBB	SO	WP	BK
2019	DSL A's (R)	0	0	17.18	4	1	0	0	0	3	6	7	7	1	2	6	0	6	5	0
2021	DSL A's (R)	0	4	7.11	10	6	0	0	0	25.1	27	21	20	0	3	21	0	20	8	0
2022	ACL A's (R)	0	3	11.37	13	0	0	0	1	12.2	17	21	16	0	10	16	1	13	5	0
Minor League Totals		0	7	9.29	27	7	0	0	1	41	50	49	43	1	15	43	1	39	18	0

### JOELVIS DEL ROSARIO (SILVERIO)

RHP

**Born:** Santiago, Dominican Republic, April 16, 2001; **Home:** Santiago, Dominican Republic

**Bats:** Right; **Throws:** Right; **Height:** 5-11; **Weight:** 170

**Obtained:** Claimed off waivers from the Pittsburgh Pirates, December 7, 2022

Year	Club	W	L	ERA	G	GS	CG	SHO	SV	IP	H	R	ER	HR	HB	BB	IBB	SO	WP	BK
2018	DSL Pirates	0	1	1.64	7	0	0	0	1	11	5	2	2	0	3	6	0	4	2	0
2019	DSL Pirates	1	1	3.40	12	11	0	0	0	50.1	47	25	19	0	6	16	0	43	5	1
2021	FCL Pirates (RK)	4	2	3.26	12	7	0	0	1	38.2	32	15	14	3	3	10	0	52	4	0
2022	Bradenton (A)	7	4	3.68	20	19	0	0	0	93.0	95	47	38	12	5	25	0	76	3	1
Minor League Totals		12	8	3.40	51	37	0	0	2	193	179	89	73	15	17	57	0	175	14	2

### JASMED JULIAN DIAZ (RIQUETT)

OF

**Born:** Barranquilla, Colombia, April 16, 2003; **Home:** Barranquilla, Colombia

**Bats:** Left; **Throws:** Left; **Height:** 6-0; **Weight:** 175

**Obtained:** Signed as a free agent to a minor league contract, July 2, 2019

Signed by Jose Quintero.

Year	Club	AVG.	G	AB	R	H	2B	3B	HR	RBI	SH	SF	HP	BB	SO	SB	CS	OBP	SLG	E
2021	ACL A's (R)	.000	1	3	0	0	0	0	0	0	0	0	0	0	1	0	0	.000	.000	1
2022	ACL A's (R)	.156	20	45	7	7	2	0	0	1	0	0	1	10	32	0	2	.321	.200	1
Minor League Totals		.146	21	48	7	7	2	0	0	1	0	0	1	10	33	0	2	.305	.188	2

### JOSE MANUEL DICOCHEA III

RHP

**Born:** Tucson, Arizona, March 21, 2001; **Home:** Tucson, Arizona

**Bats:** Right; **Throws:** Right; **Height:** 6-3; **Weight:** 195

**Obtained:** Selected in the eighth round of the 2019 First Year Player Draft

Signed out of Sahuarita High School by Scott Cousins...was ranked the No. 6 player and the highest-ranked high schooler in the state of Arizona by Baseball America prior to the 2019 draft...threw a no-hitter in the 2019 Arizona state championship semifinals...made his full-season debut in 2021, setting a career high in strikeouts (23).

Year	Club	W	L	ERA	G	GS	CG	SHO	SV	IP	H	R	ER	HR	HB	BB	IBB	SO	WP	BK
2019	AZL A's (R)	0	3	10.38	10	9	0	0	0	21.2	28	27	25	3	4	14	0	14	4	0
2021	Stockton (A)	1	2	11.05	6	5	0	0	0	14.2	19	18	18	4	3	8	0	23	0	0
2022	ACL A's (R)	1	0	0.00	2	1	0	0	0	3	2	0	0	0	0	3	0	3	0	0
	Stockton (A)	0	2	15.88	3	3	0	0	0	5.2	10	10	10	0	0	9	0	7	3	1
Minor League Totals		2	7	10.45	21	18	0	0	0	45	59	55	53	7	7	34	0	47	7	1

### PARKER EDWARD DUNSHEE

RHP

**Born:** Zionsville, Indiana, February 12, 1995; **Home:** Zionsville, Indiana

**Bats:** Right; **Throws:** Right; **Height:** 6-0; **Weight:** 215

**Obtained:** Selected in the 7th round of the 2017 First Year Player Draft

Signed by Neil Avent...two-time PCL Pitcher of the Week (8/25/2019 & 5/8/2022)...named an MiLB.com Organization All-Star in 2018.

Year	Club	W	L	ERA	G	GS	CG	SHO	SV	IP	H	R	ER	HR	HB	BB	IBB	SO	WP	BK
2017	ACL A's (R)	0	0	13.50	1	0	0	0	0	2	5	3	3	1	0	0	0	3	0	1
	Vermont (A)	1	0	0.00	12	9	0	0	0	38.1	15	0	0	0	4	8	0	45	0	1
2018	Stockton (A)	6	2	2.70	12	10	0	0	0	70.0	61	23	21	7	2	17	1	82	1	0
	Midland (AA)	7	4	2.01	12	12	0	0	0	80.2	59	21	18	5	4	14	1	81	1	1
2019	Midland (AA)	2	2	1.89	6	6	0	0	0	38.0	26	11	8	1	4	11	0	34	2	0
	Las Vegas (AAA)	4	5	5.38	20	19	0	0	1	92.0	86	62	55	21	6	37	0	90	2	3
2021	ACL A's (R)	0	0	4.50	1	1	0	0	0	2.0	2	1	1	0	0	0	0	3	0	0
	Las Vegas (AAA)	1	5	6.65	10	9	0	0	0	43.1	48	36	32	7	3	17	1	38	1	1
2022	Las Vegas (AAA)	5	11	9.22	31	20	0	0	0	111.1	140	117	114	38	16	56	0	92	2	1
Minor League Totals		26	29	4.75	105	86	0	0	1	477	442	274	252	80	39	160	3	468	9	8

### JEREMY AUSTIN EIERMAN

IF

**Born:** Sedalia, Missouri, September 10, 1996; **Home:** Warsaw, Missouri

**Bats:** Right; **Throws:** Right; **Height:** 6-1; **Weight:** 205

**Obtained:** Selected in the second round of the 2018 First-Year Player Draft

Signed out of Missouri State University by Albert Skorupa...was a 2018 Preseason All-American...set career highs in average (.247), on-base percentage (.335) and slugging (.448) in 60 games with Midland in 2021.

Year	Club	AVG.	G	AB	R	H	2B	3B	HR	RBI	SH	SF	HP	BB	SO	SB	CS	OBP	SLG	E
2018	Vermont (A)	.235	62	247	36	58	8	2	8	26	2	1	4	13	70	10	4	.283	.381	15
2019	Stockton (A)	.208	131	501	57	104	22	7	13	64	3	4	5	39	177	11	3	.270	.357	15
2021	Midland (AA)	.247	60	223	34	55	13	1	10	30	1	1	9	21	92	9	4	.335	.448	5
2022	Midland (AA)	.203	72	290	37	59	13	0	14	44	0	3	1	18	104	3	3	.250	.393	13
Minor League Totals		.219	325	1261	164	276	56	10	45	164	6	9	19	91	443	33	14	.280	.386	48

### CLARK ANTHONY ELLIOTT

OF

**Born:** Crystal Lake, Illinois, September 29, 1996; **Home:** Barrington, Illinois

**Bats:** Left; **Throws:** Right; **Height:** 6-0; **Weight:** 183

**Obtained:** Selected in the Competitive Balance round of the 2022 First Year Player Draft

Was signed by A's scout Rich Sparks.

Year	Club	AVG.	G	AB	R	H	2B	3B	HR	RBI	SH	SF	HP	BB	SO	SB	CS	OBP	SLG	E
2022	ACL A's (R)	.000	1	1	1	0	0	0	0	0	0	0	0	1	0	0	0	.500	.000	
Minor League Totals		.000	1	1	1	0	0	0	0	0	0	0	0	1	0	0	0	.500	.000	

### STEVEN PATRICK EMANUELS JR.

RHP

Goes by "Stevie"

**Born:** Seattle, Washington, January 30, 1999; **Home:** Bellevue, Washington

**Bats:** Right; **Throws:** Right; **Height:** 6-5; **Weight:** 225

**Obtained:** Selected in the fifth round of the 2020 First-Year Player Draft

Signed out of the University of Washington by James Coffman...was a Collegiate Baseball Third Team All-American in 2020 after going 3-1 with a 0.79 ERA in four starts.

Year	Club	W	L	ERA	G	GS	CG	SHO	SV	IP	H	R	ER	HR	HB	BB	IBB	SO	WP	BK
2021	ACL A's (R)	0	0	0.00	1	1	0	0	0	1.0	1	0	0	0	0	1	0	0	1	0
	Lansing (A)	1	3	6.26	7	6	0	0	0	27.1	27	20	19	6	2	13	0	25	6	1
2022	Stockton (A)	0	3	5.79	6	3	0	0	1	28	30	20	18	5	1	17	0	32	4	1
	Lansing (A)	3	8	6.62	17	12	0	0	0	69.1	90	57	51	11	5	45	0	73	13	0
Minor League Totals		4	14	6.30	31	22	0	0	1	125	148	97	88	22	8	76	0	130	24	2

### JOSE ANGEL ESCORCHE (MENDEZ)

IF

**Born:** Villa de Cura, Venezuela, April 29, 2002; **Home:** Maracay, Venezuela

**Bats:** Right; **Throws:** Right; **Height:** 5-10; **Weight:** 145

**Obtained:** Signed as a free agent to a minor league contract, July 13, 2018

Signed by Juan Carlos Villanueva.

Year	Club	AVG.	G	AB	R	H	2B	3B	HR	RBI	SH	SF	HP	BB	SO	SB	CS	OBP	SLG	E
2019	DSL A's (R)	.217	54	166	18	36	1	3	1	18	3	3	7	14	55	16	4	.300	.277	18
2021	ACL A's (R)	.232	34	69	5	16	1	0	1	6	1	0	0	11	18	2	0	.338	.290	5
2022	ACL A's (R)	.278	5	18	4	5	0	0	0	0	0	0	0	1	2	5	0	.316	.278	0
<b>Minor League Totals</b>		<b>.225</b>	<b>93</b>	<b>253</b>	<b>27</b>	<b>57</b>	<b>2</b>	<b>3</b>	<b>2</b>	<b>24</b>	<b>4</b>	<b>3</b>	<b>7</b>	<b>26</b>	<b>75</b>	<b>23</b>	<b>4</b>	<b>.311</b>	<b>.281</b>	<b>23</b>

### JOSEPH LEE ESTES

RHP

Goes by "Joey"

**Born:** Lancaster, California, Oct. 8, 2021; **Home:** Henderson, Nevada

**Bats:** Right; **Throws:** Right; **Height:** 6-2; **Weight:** 195

**Obtained:** Acquired from Atlanta with Ryan Cusick, Shea Langeliers and Cristian Pache for Matt Olson on March 14, 2022

Originally drafted by Atlanta in the 16th round of the 2019 First-Year Player Draft out of Paraclete HS...was 3-6 with a 2.91 ERA in 20 starts with Augusta in 2021...held the opposition to a .184 batting average and struck out 127 batters in 99.0 innings while walking just 29... led the Low-A East in ERA, opponents batting average and strikeouts and ranked second in innings pitched.

Year	Club	W	L	ERA	G	GS	CG	SHO	SV	IP	H	R	ER	HR	HB	BB	IBB	SO	WP	BK
2019	GCL Braves (RK)	0	1	8.10	5	5	0	0	0	10.0	10	10	9	0	0	7	0	8	0	0
2021	Augusta (A)	3	6	2.91	20	20	1	0	0	99.0	66	39	32	7	3	29	0	127	4	3
2022	Lansing (A)	3	7	4.55	20	20	0	0	0	91	86	47	46	17	9	30	0	92	0	0
<b>Minor League Totals</b>		<b>6</b>	<b>14</b>	<b>3.92</b>	<b>45</b>	<b>45</b>	<b>1</b>	<b>0</b>	<b>0</b>	<b>200</b>	<b>162</b>	<b>96</b>	<b>87</b>	<b>24</b>	<b>12</b>	<b>66</b>	<b>0</b>	<b>227</b>	<b>4</b>	<b>3</b>

### BRADEN GREGORY FEIGL

RHP

Goes by "Brady"

**Born:** St. Louis, Missouri, November 27, 1995; **Home:** Naperville, Illinois

**Bats:** Right; **Throws:** Right; **Height:** 6-5; **Weight:** 229

**Obtained:** Selected in the fifth round of the 2018 First-Year Player Draft

Signed out of the University of Mississippi by Kelcey Mucker...was selected in the 35<sup>th</sup> round of the 2017 First-Year Player Draft by Los Angeles-AL, but did not sign...finished 2019 ranked fifth in innings pitched (134.1), sixth in strikeouts (119) and 10<sup>th</sup> in the organization in ERA (4.42)...was a 2019 California League Midseason All-Star...led the organization in innings (122.1) and strikeouts (123) in 2021.

Year	Club	W	L	ERA	G	GS	CG	SHO	SV	IP	H	R	ER	HR	HB	BB	IBB	SO	WP	BK	
2018	Vermont (A)	1	1	1.35	8	5	0	0	0	20.0	6	3	3	0	1	7	1	27	0	0	
	Beloit (A)	0	1	3.00	3	3	0	0	0	6.0	5	2	2	1	0	1	0	7	1	0	
2019	Stockton (A)	5	11	4.42	27	25	0	0	0	134.1	148	83	66	12	8	35	0	119	7	0	
2021	Midland (AA)	7	7	3.96	20	20	0	0	0	102.1	94	50	45	13	6	34	0	106	12	0	
	Las Vegas (AAA)	1	2	8.55	5	5	0	0	0	20.0	23	19	19	5	1	12	0	17	0	0	
		(Injured - Did Not Play)																			
<b>Minor League Totals</b>		<b>14</b>	<b>22</b>	<b>4.30</b>	<b>63</b>	<b>58</b>	<b>0</b>	<b>0</b>	<b>0</b>	<b>282.2</b>	<b>276</b>	<b>157</b>	<b>135</b>	<b>31</b>	<b>16</b>	<b>89</b>	<b>1</b>	<b>276</b>	<b>20</b>	<b>0</b>	

### CHRISTIAN DE JESUS FERNANDEZ

RHP

**Born:** Cabimas, Venezuela, August 11, 1999; **Home:** Cabimas, Venezuela

**Bats:** Right; **Throws:** Right; **Height:** 6-2; **Weight:** 170

**Obtained:** Acquired from Tampa Bay with Cal Stevenson for Christian Bethancourt on July 9, 2022

Year	Club	W	L	ERA	G	GS	CG	SHO	SV	IP	H	R	ER	HR	HB	BB	IBB	SO	WP	BK	
2016	DSL Rays 2	1	3	4.84	16	0	0	0	1	35	30	20	19	3	4	21	0	34	4	0	
2017	DSL Rays 1	0	5	3.41	14	14	0	0	0	60.2	45	33	23	2	9	24	0	52	5	0	
2018	DSL Rays 2	0	0	2.60	4	4	0	0	0	17.1	11	6	5	1	2	8	0	17	2	1	
2018	GCL Rays	3	1	2.61	10	6	0	0	0	41.1	36	14	12	3	5	17	0	45	6	0	
2019	Princeton	2	2	6.00	12	11	0	0	0	51.0	53	36	34	9	5	19	0	51	8	1	
		(Injured - Did Not Play)																			
2022	Charleston (A)	5	2	2.79	16	8	0	0	0	58.0	42	22	18	6	5	25	0	87	2	1	
2022	Lansing (A+)	0	3	6.91	8	6	0	0	0	28.2	31	22	22	4	2	17	0	26	3	0	
<b>Minor League Totals</b>		<b>11</b>	<b>16</b>	<b>4.09</b>	<b>80</b>	<b>49</b>	<b>0</b>	<b>0</b>	<b>1</b>	<b>292</b>	<b>248</b>	<b>153</b>	<b>133</b>	<b>28</b>	<b>32</b>	<b>131</b>	<b>0</b>	<b>312</b>	<b>30</b>	<b>3</b>	

### DEVIN BRYAN DAVID FOYLE

OF

**Born:** Scottsdale, Arizona, November 18, 1996; **Home:** Fountain Hills, Arizona

**Bats:** Both; **Throws:** Left; **Height:** 6-2; **Weight:** 212

**Obtained:** Selected in the 17<sup>th</sup> round of the 2018 First-Year Player Draft

Signed out of the University of Kansas by Albert Skrupa...set career highs in average (.257), runs (62), hits (93), home runs (12) and RBI (61) in 2021...earned Double-A Central Player of the Week Honors for the week of May 3-June 6.

Year	Club	AVG.	G	AB	R	H	2B	3B	HR	RBI	SH	SF	HP	BB	SO	SB	CS	OBP	SLG	E
2018	Vermont (A)	.169	49	142	21	24	5	1	0	12	2	3	2	21	44	11	1	.280	.218	1
2019	Beloit (A)	.235	95	327	49	77	15	3	6	43	2	4	6	52	98	16	8	.347	.355	2
2021	Midland (AA)	.257	99	362	62	93	14	7	12	61	0	3	7	42	91	8	5	.343	.434	4
2022	ACL A's (R)	.000	1	3	0	0	0	0	0	0	0	0	0	1	2	0	0	.250	.000	0
	Midland (AA)	.243	54	189	26	46	9	0	2	24	0	1	4	29	38	0	0	.354	.323	0
<b>Minor League Totals</b>		<b>.235</b>	<b>298</b>	<b>1023</b>	<b>158</b>	<b>240</b>	<b>43</b>	<b>11</b>	<b>20</b>	<b>140</b>	<b>4</b>	<b>11</b>	<b>19</b>	<b>145</b>	<b>273</b>	<b>35</b>	<b>14</b>	<b>.337</b>	<b>.357</b>	<b>14</b>

### CARLOS DANIEL FRANCO (FUENTES)

C

**Born:** Ciudad Bolivar, Venezuela, February 17, 2003; **Home:** Ciudad Bolivar, Venezuela

**Bats:** Right; **Throws:** Right; **Height:** 5-10; **Weight:** 198

**Obtained:** Signed as a free agent to a minor league contract, July 2, 2019

Signed by Andri Garcia.

Year	Club	AVG.	G	AB	R	H	2B	3B	HR	RBI	SH	SF	HP	BB	SO	SB	CS	OBP	SLG	E
2021	ACL A's (R)	.269	9	26	1	7	1	0	0	1	0	0	0	1	2	0	0	.296	.308	2
2022	ACL A's (R)	.236	29	89	11	21	4	1	1	14	0	0	3	10	16	2	0	.333	.337	5
<b>Minor League Totals</b>		<b>.243</b>	<b>38</b>	<b>115</b>	<b>12</b>	<b>28</b>	<b>5</b>	<b>1</b>	<b>1</b>	<b>15</b>	<b>0</b>	<b>0</b>	<b>3</b>	<b>11</b>	<b>18</b>	<b>2</b>	<b>0</b>	<b>.326</b>	<b>.330</b>	<b>7</b>

### LUIS FERNANDO FREITEZ (AVILES)

OF

**Born:** San Felipe, Venezuela, May 17, 2003; **Home:** San Felipe, Venezuela

**Bats:** Right; **Throws:** Right; **Height:** 6-0; **Weight:** 180

**Obtained:** Signed as free agent to a minor league contract, December 9, 2019

Signed Ruben Barradas.

Year	Club	AVG.	G	AB	R	H	2B	3B	HR	RBI	SH	SF	HP	BB	SO	SB	CS	OBP	SLG	E
2021	DSL A's (R)	.225	32	89	13	20	3	1	2	15	1	0	3	8	26	2	1	.310	.348	1
2022	ACL A's (R)	.218	32	78	9	17	3	0	0	6	0	0	0	8	28	1	0	.291	.256	1
<b>Minor League Totals</b>		<b>.222</b>	<b>64</b>	<b>167</b>	<b>22</b>	<b>37</b>	<b>6</b>	<b>1</b>	<b>2</b>	<b>21</b>	<b>1</b>	<b>0</b>	<b>3</b>	<b>16</b>	<b>54</b>	<b>3</b>	<b>1</b>	<b>.301</b>	<b>.305</b>	<b>2</b>

### GERALD FRANCISCO GARCIA (FLORES)

LHP

**Born:** Ciudad Dario, Nicaragua, October 21, 2001; **Home:** Ciudad Dario, Nicaragua

**Bats:** Left; **Throws:** Left; **Height:** 6-2; **Weight:** 243

**Obtained:** Signed as a free agent to a minor league contract, July 2, 2018

Signed by Juan Mosquera.

Year	Club	W	L	ERA	G	GS	CG	SHO	SV	IP	H	R	ER	HR	HB	BB	IBB	SO	WP	BK	
2019	AZL A's (R)	0	2	5.32	14	12	0	0	0	45.2	55	33	27	3	1	12	0	57	4	0	
2021	ACL A's (R)	0	2	4.79	8	5	0	0	0	20.2	27	17	11	0	0	5	0	28	3	0	
	Stockton (A)	0	0	2.51	3	3	0	0	0	14.1	11	6	4	1	1	6	0	16	2	0	
2022	(Restricted List - Did Not Play)																				
<b>Minor League Totals</b>		<b>0</b>	<b>4</b>	<b>4.69</b>	<b>25</b>	<b>20</b>	<b>0</b>	<b>0</b>	<b>0</b>	<b>80.2</b>	<b>93</b>	<b>56</b>	<b>42</b>	<b>4</b>	<b>2</b>	<b>23</b>	<b>0</b>	<b>101</b>	<b>9</b>	<b>0</b>	

### JAKE THOMAS GARLAND

RHP

**Born:** Jupiter, Florida, September 26, 2000; **Home:** Jupiter, Florida

**Bats:** Right; **Throws:** Right; **Height:** 6-5; **Weight:** 236

**Obtained:** Selected in the 17th round of the 2022 First Year Player Draft

Was signed by Julio Francisco...attended the University of Miami...logged a career 13-6 record and 4.67 ERA for the Hurricanes in 36 appearances (25 starts) to go along with 104 strikeouts across 142.2 innings pitched.

Year	Club	W	L	ERA	G	GS	CG	SHO	SV	IP	H	R	ER	HR	HB	BB	IBB	SO	WP	BK
2022	ACL A's (R)	0	1	12.00	3	1	0	0	0	3	4	6	4	0	0	1	0	4	1	0
<b>Minor League Totals</b>		<b>0</b>	<b>1</b>	<b>12.00</b>	<b>3</b>	<b>1</b>	<b>0</b>	<b>0</b>	<b>0</b>	<b>3</b>	<b>4</b>	<b>6</b>	<b>4</b>	<b>0</b>	<b>0</b>	<b>1</b>	<b>0</b>	<b>4</b>	<b>1</b>	<b>0</b>

**ROBERTO GARZA (VELDERRAIN)****RHP****Born:** San Pedro Garza Garcia, Mexico, July 20, 1994; **Home:** Escobedo, Mexico**Bats:** Right; **Throws:** Right; **Height:** 6-1; **Weight:** 191**Obtained:** Signed as a free agent to a minor league contract, July 5, 2018

Signed by Juan Mosquera.

Year	Club	W	L	ERA	G	GS	CG	SHO	SV	IP	H	R	ER	HR	HB	BB	IBB	SO	WP	BK
2019	DSL A's (R)	3	4	3.74	13	5	0	0	0	43.1	38	19	18	1	4	13	0	33	6	1
2021	ACL A's (R)	2	3	6.75	9	3	0	0	0	20.0	17	19	15	3	2	12	0	24	2	1
2022	ACL A's (R)	0	1	3.00	10	0	0	0	1	15	6	6	5	0	2	11	0	20	0	1
<b>Minor League Totals</b>		<b>5</b>	<b>8</b>	<b>4.37</b>	<b>32</b>	<b>8</b>	<b>0</b>	<b>0</b>	<b>1</b>	<b>78</b>	<b>61</b>	<b>44</b>	<b>38</b>	<b>4</b>	<b>8</b>	<b>36</b>	<b>0</b>	<b>77</b>	<b>8</b>	<b>3</b>

**DHEYGLER JOSE GIMENEZ (RODRIGUEZ)****RHP****Born:** Barquisimeto, Venezuela, December 3, 2001; **Home:** Barquisimeto, Venezuela**Bats:** Right; **Throws:** Right; **Height:** 6-2; **Weight:** 170**Obtained:** Signed as a free agent to a minor league contract, January 2, 2019

Was signed by Juan Carlos Villanueva.

Year	Club	W	L	ERA	G	GS	CG	SHO	SV	IP	H	R	ER	HR	HB	BB	IBB	SO	WP	BK
2019	DSL A's (R)	0	0	4.50	2	1	0	0	0	2	2	1	1	0	0	2	0	1	0	0
2021	DSL A's (R)	3	2	6.03	11	4	0	0	0	31.1	28	23	21	1	3	9	0	27	4	0
2022	ACL A's (R)	1	1	5.00	3	1	0	0	0	9.0	7	5	5	0	2	1	0	5	1	0
	Stockton (A)	1	6	5.51	12	8	0	0	0	47.1	55	47	29	11	5	30	0	57	6	1
<b>Minor League Totals</b>		<b>5</b>	<b>9</b>	<b>5.62</b>	<b>28</b>	<b>14</b>	<b>0</b>	<b>0</b>	<b>0</b>	<b>89</b>	<b>92</b>	<b>76</b>	<b>56</b>	<b>12</b>	<b>10</b>	<b>42</b>	<b>0</b>	<b>90</b>	<b>11</b>	<b>1</b>

**MARIO GOMEZ (EUDAVE)****C****Born:** Aguascalientes, Mexico, December 30, 2002; **Home:** Aguascalientes, Mexico**Bats:** Left; **Throws:** Right; **Height:** 5-10; **Weight:** 185**Obtained:** Signed as a free agent to a minor league contract, February 19, 2020

Signed by Javier Agelvis.

Year	Club	AVG.	G	AB	R	H	2B	3B	HR	RBI	SH	SF	HP	BB	SO	SB	CS	OBP	SLG	E	
2021	DSL A's (R)	.308	26	78	12	24	6	0	0	14	0	0	0	13	20	1	1	.407	.385	2	
2022																					
						(Did Not Play)															
<b>Minor League Totals</b>		<b>.308</b>	<b>26</b>	<b>78</b>	<b>12</b>	<b>24</b>	<b>6</b>	<b>0</b>	<b>0</b>	<b>14</b>	<b>0</b>	<b>0</b>	<b>0</b>	<b>13</b>	<b>20</b>	<b>1</b>	<b>1</b>	<b>.407</b>	<b>.385</b>	<b>2</b>	

**ADRIEL KAHIR GONZALEZ (CORDOVA)****RHP****Born:** Panama City, Panama, April 28, 2002; **Home:** Coronado Del Rey, Panama**Bats:** Right; **Throws:** Right; **Height:** 6-2; **Weight:** 145**Obtained:** Signed as a free agent to a minor league contract, July 9, 2018

Signed by Juan Mosquera.

Year	Club	W	L	ERA	G	GS	CG	SHO	SV	IP	H	R	ER	HR	HB	BB	IBB	SO	WP	BK
2019	DSL A's (R)	4	2	3.22	13	6	0	0	0	44	36	19	16	0	3	14	0	23	3	2
2021	DSL A's (R)	0	5	3.98	10	7	0	0	1	40.2	47	27	18	2	2	14	0	43	5	4
2022	ACL A's (R)	1	2	4.31	10	6	0	0	0	31.1	34	24	15	2	1	11	0	31	1	0
<b>Minor League Totals</b>		<b>5</b>	<b>9</b>	<b>3.78</b>	<b>33</b>	<b>19</b>	<b>0</b>	<b>0</b>	<b>1</b>	<b>116</b>	<b>117</b>	<b>70</b>	<b>49</b>	<b>4</b>	<b>6</b>	<b>39</b>	<b>0</b>	<b>97</b>	<b>9</b>	<b>6</b>

**JAMES ORIEL GONZALEZ (MARTINEZ)****LHP****Born:** David, Panama, September 15, 2000; **Home:** David, Panama**Bats:** Left; **Throws:** Left; **Height:** 6-2; **Weight:** 258**Obtained:** Signed as a free agent to a minor league contract, May 20, 2019

Year	Club	W	L	ERA	G	GS	CG	SHO	SV	IP	H	R	ER	HR	HB	BB	IBB	SO	WP	BK
2019	DSL A's (R)	2	3	4.82	7	4	0	0	0	18.2	18	13	10	1	3	5	0	22	0	0
2021	ACL A's (R)	1	0	1.80	8	4	0	0	0	20.0	15	6	4	0	0	4	0	22	2	0
	Stockton (A)	0	0	3.38	2	0	0	0	1	8.0	10	7	3	1	1	2	0	5	2	0
2022	Stockton (A)	1	7	5.48	17	14	0	0	1	70.1	71	50	43	11	8	30	0	71	3	2
	Lansing (A)	0	0	11.88	5	1	0	0	0	8.1	13	11	11	1	0	6	0	5	0	0
<b>Minor League Totals</b>		<b>4</b>	<b>10</b>	<b>5.08</b>	<b>39</b>	<b>23</b>	<b>0</b>	<b>0</b>	<b>2</b>	<b>125</b>	<b>127</b>	<b>87</b>	<b>71</b>	<b>14</b>	<b>12</b>	<b>47</b>	<b>0</b>	<b>125</b>	<b>7</b>	<b>2</b>

**JOSE ANGEL GONZALEZ (HERNANDEZ)****RHP****Born:** Valencia, Venezuela, January 5, 2002; **Home:** Valencia, Venezuela**Bats:** Left; **Throws:** Right; **Height:** 6-0; **Weight:** 160**Obtained:** Signed as a free agent to a minor league contract, July 13, 2018

Signed by Juan Carlos Villanueva.

Year	Club	W	L	ERA	G	GS	CG	SHO	SV	IP	H	R	ER	HR	HB	BB	IBB	SO	WP	BK
2019	DSL A's (R)	1	0	3.04	15	0	0	0	0	26	26	17	9	0	1	8	0	24	1	0
2021	DSL A's (R)	0	2	5.06	11	4	0	0	1	26.2	30	21	15	1	3	12	0	28	11	1
2022	ACL A's (R)	2	4	9.87	14	0	0	0	0	17.1	26	21	19	3	0	6	0	20	5	0
<b>Minor League Totals</b>		<b>3</b>	<b>6</b>	<b>5.48</b>	<b>40</b>	<b>4</b>	<b>0</b>	<b>0</b>	<b>1</b>	<b>70</b>	<b>82</b>	<b>59</b>	<b>43</b>	<b>4</b>	<b>4</b>	<b>26</b>	<b>0</b>	<b>72</b>	<b>17</b>	<b>1</b>

**WANDER GUANTE****RHP****Born:** Santo Domingo Norte, Dominican Republic, June 15, 2000; **Home:** Santo Domingo, Dominican Republic**Bats:** Right; **Throws:** Right; **Height:** 6-1; **Weight:** 183**Obtained:** Signed as a free agent to a minor league contract, March 22, 2019

Set a career-high in strikeouts in 2022 (44).

Year	Club	W	L	ERA	G	GS	CG	SHO	SV	IP	H	R	ER	HR	HB	BB	IBB	SO	WP	BK
2019	DSL A's (R)	2	3	3.77	12	5	0	0	0	45.1	47	24	19	2	7	10	0	29	7	1
2021	ACL A's (R)	1	1	5.85	9	3	0	0	0	20.0	19	14	13	2	0	9	0	27	5	2
	Stockton (A)	0	0	3.00	3	0	0	0	0	6.0	7	2	2	1	1	1	0	8	1	0
2022	ACL A's (R)	3	2	4.91	11	3	0	0	1	44	47	26	24	2	5	15	0	44	6	0
	Midland (AA)	0	1	40.50	1	1	0	0	0	1.1	7	6	6	2	0	1	0	0	0	0
<b>Minor League Totals</b>		<b>6</b>	<b>7</b>	<b>4.94</b>	<b>36</b>	<b>12</b>	<b>0</b>	<b>0</b>	<b>1</b>	<b>116</b>	<b>127</b>	<b>72</b>	<b>64</b>	<b>9</b>	<b>13</b>	<b>36</b>	<b>0</b>	<b>108</b>	<b>19</b>	<b>3</b>

**CARLOS ANTONIO GUARATE (MONTILLA)****RHP****Born:** Tinaquillo, Venezuela, March 30, 2001; **Home:** La Trinidad, Venezuela**Bats:** Right; **Throws:** Right; **Height:** 6-2; **Weight:** 178**Obtained:** Acquired in a trade with St. Louis for C Austin Allen on August 2, 2022

Year	Club	W	L	ERA	G	GS	CG	SHO	SV	IP	H	R	ER	HR	HB	BB	IBB	SO	WP	BK
2018	DSL Padres	1	1	2.33	8	4	0	0	0	27	21	11	7	1	1	7	0	20	1	0
2019	Padres 2 (R)	6	1	2.22	11	9	0	0	0	44.2	41	17	11	0	1	12	0	38	2	2
	Fort Wayne (A)	0	0	2.25	1	1	0	0	0	4.0	5	1	1	0	0	1	0	5	1	1
2021	Lake Elsinore (A)	2	2	4.94	13	8	0	0	0	58.1	60	35	32	7	2	10	0	53	0	1
	Fort Wayne (A+)	1	6	7.30	10	9	0	0	0	40.2	55	38	33	5	2	14	0	24	0	1
2022	Palm Beach (A)	5	4	4.18	19	12	0	0	0	75.1	79	39	35	11	4	24	0	59	4	0
	Stockton (A)	2	2	13.20	7	3	0	0	0	15.0	30	22	22	5	1	4	0	10	0	0
<b>Minor League Totals</b>		<b>17</b>	<b>16</b>	<b>4.79</b>	<b>69</b>	<b>46</b>	<b>0</b>	<b>0</b>	<b>0</b>	<b>265</b>	<b>291</b>	<b>163</b>	<b>141</b>	<b>29</b>	<b>11</b>	<b>72</b>	<b>0</b>	<b>209</b>	<b>8</b>	<b>5</b>

**MICHAEL ERLING GULDBERG****OF****Born:** Woodstock, Georgia, June 22, 1999; **Home:** Eugene, Oregon**Bats:** Right; **Throws:** Right; **Height:** 6-0; **Weight:** 175**Obtained:** Selected in the third round of the 2020 First-Year Player Draft

Signed out of Georgia Tech by Jemel Spearman...led the Atlantic Coast Conference with a .450 batting average and had just three strikeouts in 72 plate appearances in 16 games in 2020 for Georgia Tech.

Year	Club	AVG.	G	AB	R	H	2B	3B	HR	RBI	SH	SF	HP	BB	SO	SB	CS	OBP	SLG	E
2021	Lansing (A)	.259	48	174	29	45	9	2	5	18	6	1	7	17	36	11	1	.347	.420	0
2022	Midland (AA)	.277	52	166	27	46	7	1	0	18	1	3	3	18	35	4	3	.353	.331	0
<b>Minor League Totals</b>		<b>.268</b>	<b>100</b>	<b>340</b>	<b>56</b>	<b>91</b>	<b>16</b>	<b>3</b>	<b>5</b>	<b>36</b>	<b>7</b>	<b>4</b>	<b>10</b>	<b>35</b>	<b>71</b>	<b>15</b>	<b>4</b>	<b>.350</b>	<b>.376</b>	<b>0</b>

**CHARLES JEFFREY HALL****RHP****Born:** Dumfries, Virginia, September 6, 1994; **Home:** Dumfries, Virginia**Bats:** Right; **Throws:** Right; **Height:** 5-11; **Weight:** 170**Obtained:** Selected in the 33<sup>rd</sup> round of the 2019 First-Year Player Draft

Signed out of Tusculum College by Anthony Aloisi III...was named Second-Team All-SAC as well as First-Team D2CAA All-Southeast Region as a utility pitcher for his senior season...set career highs in all major statistical categories and tied for the organizational lead with 12 saves in 2021.



Year	Club	W	L	ERA	G	GS	CG	SHO	SV	IP	H	R	ER	HR	HB	BB	IBB	SO	WP	BK
2019	AZL A's (R)	3	1	3.55	12	4	0	0	0	33.0	24	15	13	0	1	9	0	40	5	0
	Midland (AA)	0	0	27.00	1	0	0	0	0	1.1	2	4	4	1	1	1	0	2	0	0
2021	Lansing (A)	6	3	2.11	43	0	0	0	12	64.0	42	21	15	3	0	21	3	79	8	0
2022	ACL A's (R)	0	0	0.00	2	0	0	0	0	4	2	0	0	0	0	0	0	8	0	0
	Lansing (A)	0	0	12.00	3	0	0	0	0	3.0	3	4	4	0	0	0	0	4	1	0
	Midland (AA)	2	2	2.43	23	0	0	0	3	33.1	21	14	9	5	2	26	2	42	4	0
<b>Minor League Totals</b>		<b>11</b>	<b>6</b>	<b>2.92</b>	<b>84</b>	<b>4</b>	<b>0</b>	<b>0</b>	<b>15</b>	<b>138</b>	<b>94</b>	<b>58</b>	<b>45</b>	<b>9</b>	<b>4</b>	<b>57</b>	<b>5</b>	<b>175</b>	<b>18</b>	<b>0</b>

### BRETT STEVEN HARRIS

IF

**Born:** Arlington Heights, Illinois, June 24, 1998; **Home:** Olympia, Washington

**Bats:** Right; **Throws:** Right; **Height:** 6-3; **Weight:** 210

**Obtained:** Selected in the seventh round of the 2021 First-Year Player Draft

Signed by James Coffman out of Gonzaga University...batted .324 with a .428 on-base percentage, 10 home runs and 78 RBI in three collegiate seasons...named Collegiate Baseball Third-Team All-American in 2021.

Year	Club	AVG.	G	AB	R	H	2B	3B	HR	RBI	SH	SF	HP	BB	SO	SB	CS	OBP	SLG	E
2021	ACL A's (R)	.667	2	3	2	2	0	0	0	3	0	0	0	2	0	0	0	.800	.667	0
	Lansing (A)	.222	25	81	14	18	3	0	3	11	1	0	4	8	20	3	1	.323	.370	2
2022	Lansing (A)	.304	29	102	22	31	7	0	7	18	0	1	1	19	21	0	0	.415	.578	5
	Midland (AA)	.286	84	315	51	90	15	2	10	45	5	2	7	31	62	11	5	.361	.441	7
<b>Minor League Totals</b>		<b>.281</b>	<b>140</b>	<b>501</b>	<b>89</b>	<b>141</b>	<b>25</b>	<b>2</b>	<b>20</b>	<b>77</b>	<b>6</b>	<b>3</b>	<b>12</b>	<b>60</b>	<b>103</b>	<b>14</b>	<b>6</b>	<b>.370</b>	<b>.459</b>	<b>14</b>

### DARELL GIOVAN HERNANDEZ (RIVERA)

IF

**Born:** San Juan, Puerto Rico, August 3, 2001; **Home:** El Paso, Texas

**Bats:** Right; **Throws:** Right; **Height:** 6-1; **Weight:** 190

**Obtained:** Acquired from Baltimore in exchange for Cole Irvin and Kyle Virbitsky on January 26, 2023

Year	Club	AVG.	G	AB	R	H	2B	3B	HR	RBI	SH	SF	HP	BB	SO	SB	CS	OBP	SLG	E
2019	GCL Orioles	.263	29	99	19	26	2	1	2	8	0	0	0	17	26	5	0	.371	.364	1
2021	Delmarva (A)	.277	94	372	62	103	12	0	6	52	1	4	5	28	70	22	6	.333	.358	21
2022	Delmarva (A)	.283	32	127	25	36	7	2	6	25	0	0	3	8	22	9	0	.341	.512	9
2022	Aberdeen (A+)	.305	60	226	41	69	13	3	5	29	0	2	5	22	43	22	3	.376	.456	4
2022	Bowie (AA)	.113	13	53	6	6	1	0	1	8	0	1	0	5	16	1	1	.186	.189	1
<b>Minor League Totals</b>		<b>.274</b>	<b>228</b>	<b>877</b>	<b>153</b>	<b>240</b>	<b>35</b>	<b>6</b>	<b>20</b>	<b>122</b>	<b>1</b>	<b>7</b>	<b>13</b>	<b>80</b>	<b>177</b>	<b>59</b>	<b>10</b>	<b>.341</b>	<b>.396</b>	<b>36</b>

### MOISES DE JESUS HERNANDEZ (NIEVES)

RHP

**Born:** Tacarigua, Venezuela, February 20, 2004; **Home:** Tacarigua, Venezuela

**Bats:** Right; **Throws:** Right; **Height:** 6-3; **Weight:** 216

**Obtained:** Signed as a free agent to a minor league contract, January 15, 2021

Signed by Oswaldo Garcia.

Year	Club	W	L	ERA	G	GS	CG	SHO	SV	IP	H	R	ER	HR	HB	BB	IBB	SO	WP	BK
2021	DSL A's (R)	0	1	30.38	7	4	0	0	0	5	4	18	18	0	3	20	0	5	3	0
2022	ACL A's (R)	0	0	9.22	16	1	0	0	2	13.2	12	18	14	0	1	28	0	19	15	1
<b>Minor League Totals</b>		<b>0</b>	<b>1</b>	<b>15.16</b>	<b>23</b>	<b>5</b>	<b>0</b>	<b>0</b>	<b>2</b>	<b>19</b>	<b>16</b>	<b>36</b>	<b>32</b>	<b>0</b>	<b>4</b>	<b>48</b>	<b>0</b>	<b>24</b>	<b>18</b>	<b>1</b>

### GUNNAR HOGLUND

RHP

**Born:** Dunedin, Florida, December 17, 1999; **Home:** Dunedin, Florida

**Bats:** Left; **Throws:** Right; **Height:** 6-4; **Weight:** 220

**Obtained:** Acquired from Toronto with Kevin Smith, Zach Logue, and Kirby Sneed for Matt Chapman on March 16, 2022

Originally drafted by Toronto in the first round (19th overall) of the 2021 First-Year Player Draft out of the University of Mississippi...selected by Pittsburgh in the first round of the 2018 draft but did not sign...went 4-2 with a 2.87 ERA in 11 starts for Ole Miss in 2021...struck out 96 and walked 17 while surrendering seven home runs in 62.2 innings...his 96 strikeouts ranked fifth nationally while slotting top five in the SEC in strikeouts, strikeouts per nine innings (13.8), and WHIP (0.91) prior to tearing his UCL.

Year	Club	W	L	ERA	G	GS	CG	SHO	SV	IP	H	R	ER	HR	HB	BB	IBB	SO	WP	BK
2021	FCL Blue Jays																			
2022	ACL A's (R)	0	1	0.00	2	2	0	0	0	5	4	1	0	0	0	0	0	7	0	0
	Stockton (A)	0	0	0.00	1	1	0	0	0	3.0	3	1	0	0	0	1	0	1	0	1
	Minor League Totals	0	1	0.00	3	3	0	0	0	8	7	2	0	0	0	1	0	8	0	1

### GRANT JAMES HOLMAN

RHP

**Born:** Kirkland, Washington, May 31, 2000; **Home:** Sacramento, California

**Bats:** Right; **Throws:** Right; **Height:** 6-6; **Weight:** 240

**Obtained:** Selected in the sixth round of the 2021 First-Year Player Draft

Played collegiately at U.C. Berkeley, going 5-9 with a 4.21 ERA and 89 strikeouts in 109.0 innings over three seasons...named First Team Preseason All-American by *Baseball America* in 2021.

Year	Club	W	L	ERA	G	GS	CG	SHO	SV	IP	H	R	ER	HR	HB	BB	IBB	SO	WP	BK
2021	Stockton (A)	0	1	4.20	6	4	0	0	0	15.0	15	8	7	3	0	4	0	15	1	0
2022	ACL A's (R)	0	1	5.40	2	2	0	0	0	5	5	3	3	1	2	2	0	5	1	0
	Lansing (A)	1	4	4.66	9	7	0	0	0	36.2	38	20	19	2	4	5	0	35	2	0
	Minor League Totals	1	6	4.61	17	13	0	0	0	56	58	31	29	6	6	11	0	55	4	0

### BRIAN EDWARD HOWARD

RHP

**Born:** St. Louis, Missouri, April 25, 1995; **Home:** St. Louis, Missouri

**Bats:** Right; **Throws:** Right; **Height:** 6-9; **Weight:** 213

**Obtained:** Selected in the 8<sup>th</sup> round of the 2017 First-Year Player Draft

Signed by Chris Reilly...played collegiately at TCU...was a 2017 All-Big 12 Honorable Mention...led the nation with 19 starts during his senior year and ranked second with 12 wins...posted a 3.77 ERA with 113 strikeouts in 105 innings pitched.

Year	Club	W	L	ERA	G	GS	CG	SHO	SV	IP	H	R	ER	HR	HB	BB	IBB	SO	WP	BK
2017	Vermont (A)	2	1	1.15	11	6	0	0	1	31	22	5	4	0	0	1	0	29	1	0
2018	Stockton (A)	7	3	2.38	12	11	0	0	0	72.0	53	21	19	9	2	14	1	77	2	0
	Midland (AA)	4	4	3.48	12	12	0	0	0	67.1	65	36	26	7	1	23	0	63	8	1
2019	Midland (AA)	8	8	3.25	23	23	0	0	0	130.0	137	54	47	7	4	39	0	118	9	0
	Las Vegas (AAA)	0	1	13.81	4	4	0	0	0	14.1	28	23	22	4	2	8	1	16	3	1
2021	Las Vegas (AAA)	7	4	5.86	24	21	0	0	0	110.2	126	78	72	22	4	40	1	96	5	0
2022	Las Vegas (AAA)	3	1	6.72	42	3	0	0	0	69.2	83	55	52	14	2	32	1	65	5	0
	Minor League Totals	31	22	4.40	128	80	0	0	1	495	514	272	242	63	15	157	4	464	33	2

### GARRETT JACOB IRVIN

LHP

**Born:** Corona, California, February 18, 1999; **Home:** Corona, California

**Bats:** Left; **Throws:** Left; **Height:** 6-0; **Weight:** 185

**Obtained:** Signed as a free agent to a minor league contract, July 27, 2022

Was signed by A's scout Jeff Urlaub...played collegiately at the University of Arizona...named a 2022 All-Pac 12 Honorable Mention...made 16 starts as a senior, going 5-4 with a 3.38 ERA with 71 strikeouts and 29 walks over 96 innings pitched...selected by the Red Sox in the 40th round of the 2019 First Year Player Draft.

Year	Club	W	L	ERA	G	GS	CG	SHO	SV	IP	H	R	ER	HR	HB	BB	IBB	SO	WP	BK
2022	ACL A's (R)	0	0	0.00	3	1	0	0	0	4	2	0	0	0	0	1	0	5	0	0
	Stockton (A)	0	0	2.25	6	0	0	0	0	8.0	7	2	2	0	0	3	0	13	0	0
	Minor League Totals	0	0	1.50	9	1	0	0	0	12	9	2	2	0	0	4	0	18	0	0

### COLTON MICHAEL JOHNSON

LHP

**Born:** Kewanee, Illinois, July 28, 1998; **Home:** Kewanee, Illinois

**Bats:** Left; **Throws:** Left; **Height:** 6-4; **Weight:** 220

**Obtained:** Selected in the 16<sup>th</sup> round of the 2021 First-Year Player Draft

Signed by Derek Lee out of Illinois State University...was 13-15 with a 4.60 ERA and 245 strikeouts over 268.0 innings in five seasons.

Year	Club	W	L	ERA	G	GS	CG	SHO	SV	IP	H	R	ER	HR	HB	BB	IBB	SO	WP	BK
2021	Stockton (A)	0	1	5.40	3	0	0	0	0	3.1	2	2	2	2	0	0	0	7	0	0
2022																				
(Injured - Did Not Play)																				
Minor League Totals		0	1	5.40	3	0	0	0	0	3.1	2	2	2	2	0	0	0	7	0	0

### GRANT WILLIAM JUDKINS

RHP

**Born:** Grinnell, Iowa, August 6, 1997; **Home:** Pella, Iowa  
**Bats:** Left; **Throws:** Right; **Height:** 6-3; **Weight:** 215  
**Obtained:** Signed as a non-drafted free agent, July 7, 2020

Signed out of the University of Iowa by Steve Abney...went 8-7 with a 2.90 ERA in 111 games, including 25 starts, in four seasons at Iowa State...was a three-time Academic All-Big 10 selection.

Year	Club	W	L	ERA	G	GS	CG	SHO	SV	IP	H	R	ER	HR	HB	BB	IBB	SO	WP	BK
2021	Stockton (A)	0	6	6.29	14	11	0	0	0	48.2	55	40	34	11	4	21	0	63	4	0
2022	Stockton (A)	3	4	5.43	15	13	0	0	0	66	72	44	40	12	5	35	0	66	4	0
Minor League Totals		3	10	5.79	29	24	0	0	0	115	127	84	74	23	9	56	0	129	8	0

### TRAYSON CAL CHIKARA KUBO

RHP

**Born:** Waipahu, Hawaii, September 26, 1997; **Home:** Waipahu, Hawaii  
**Bats:** Right; **Throws:** Right; **Height:** 6-0; **Weight:** 200  
**Obtained:** Selected in the 24<sup>th</sup> round of the 2019 First Year Player Draft

Signed out of Stephen F. Austin State University by Stephen Cohen.

Year	Club	W	L	ERA	G	GS	CG	SHO	SV	IP	H	R	ER	HR	HB	BB	IBB	SO	WP	BK
2019	AZL A's (R)	0	2	8.84	11	5	0	0	1	18.1	27	23	18	2	0	12	0	28	3	0
2021	ACL A's (R)	0	0	0.00	2	1	0	0	0	2.0	2	0	0	0	0	1	0	2	1	0
2022	Stockton (A)	2	2	6.52	9	1	0	0	0	19.1	30	23	14	1	1	13	0	18	6	0
2022	Lansing (A)	4	4	4.44	36	0	0	0	10	46	38	25	23	4	1	33	2	54	7	0
	Midland (AA)	0	0	1.93	3	0	0	0	0	4.2	4	1	1	0	1	1	0	7	0	0
Minor League Totals		6	8	5.54	61	7	0	0	11	91	101	72	56	7	3	60	2	109	17	0

### YENIEL LABOY (MERCADO)

IF

**Born:** Arecibo, Puerto Rico; **Home:** Bajadero, Puerto Rico  
**Bats:** Left; **Throws:** Right; **Height:** 6-3; **Weight:** 196  
**Obtained:** Selected in the 7<sup>th</sup> round of the 2022 First Year Player Draft

Signed by Ruben Escalera.

Year	Club	AVG	G	AB	R	H	2B	3B	HR	RBI	SH	SF	HP	BB	SO	SB	CS	OBP	SLG	E
2022	ACL A's (R)	.156	12	32	4	5	0	0	0	2	0	0	0	4	10	2	0	.250	.156	2
Minor League Totals		.156	12	32	4	5	0	0	0	2	0	0	0	4	10	2	0	.250	.156	2

### BRIAN WILLIAM MCLEAN LARDNER

LHP

Goes by "Mac"  
**Born:** Pasadena, California, December 29, 1997; **Home:** Templeton, California  
**Bats:** Right; **Throws:** Left; **Height:** 6-4; **Weight:** 195  
**Obtained:** Signed as a free agent to a minor league contract, May 4, 2022

Played collegiately at Gonzaga...went 16-11 with a 3.75 ERA across 46 collegiate appearances (39 starts)...struck out 212 batters and allowed 68 walks.

Year	Club	W	L	ERA	G	GS	CG	SHO	SV	IP	H	R	ER	HR	HB	BB	IBB	SO	WP	BK
2021	Peoria (A)	0	6	5.91	21	14	0	0	1	67	74	46	44	10	2	22	0	73	2	0
2022	Lansing (A)	2	4	4.55	19	8	0	0	0	57.1	62	35	29	8	4	21	0	58	5	0
Minor League Totals		2	10	5.28	40	22	0	0	1	124	136	81	73	18	6	43	0	131	7	0

### DAVID MATTHEW LEAL

LHP

**Born:** Houston, Texas, April 22, 1997; **Home:** Houston, Texas  
**Bats:** Left; **Throws:** Left; **Height:** 6-4; **Weight:** 225  
**Obtained:** Selected in the 38<sup>th</sup> round of the 2019 First Year Player Draft

Signed out of Louisiana Tech University by Kelcey Mucker...earned Second-Team All-Louisiana and All-Conference USA honors in 2018...set career bests in innings (79.1) and strikeouts (78) in 2021.

Year	Club	W	L	ERA	G	GS	CG	SHO	SV	IP	H	R	ER	HR	HB	BB	IBB	SO	WP	BK
2019	AZL A's (R)	6	0	1.43	15	0	0	0	0	37.2	21	9	6	0	4	3	0	50	2	0
	Stockton (A)	0	0	4.50	1	1	0	0	0	4.0	4	2	2	0	0	1	0	2	0	0
2021	Stockton (A)	1	1	3.71	7	4	0	0	0	26.2	25	12	11	4	3	1	0	29	1	0
	Lansing (A)	1	4	4.43	11	10	0	0	0	42.2	48	21	21	7	1	7	2	49	0	1
2022	Lansing (A)	2	1	2.08	5	2	0	0	0	21	12	6	5	2	1	3	0	27	1	0
	Midland (AA)	4	6	4.84	20	19	0	0	0	115.1	138	66	62	12	8	14	0	77	2	0
<b>Minor League Totals</b>		<b>14</b>	<b>12</b>	<b>3.88</b>	<b>59</b>	<b>36</b>	<b>0</b>	<b>0</b>	<b>0</b>	<b>248</b>	<b>248</b>	<b>116</b>	<b>107</b>	<b>25</b>	<b>17</b>	<b>29</b>	<b>2</b>	<b>234</b>	<b>6</b>	<b>1</b>

### HANSEN MIGUEL LOPEZ (PERALTA)

C

**Born:** Culiacán Rosales, Mexico, July 3, 2000; **Home:** Culiacán Rosales, Mexico

**Bats:** Right; **Throws:** Right; **Height:** 5-9; **Weight:** 195

**Obtained:** Signed as a free agent to a minor league deal on July 3, 2017

Signed by Juan Mosquera.

Year	Club	AVG.	G	AB	R	H	2B	3B	HR	RBI	SH	SF	HP	BB	SO	SB	CS	OBP	SLG	E
2018	DSL A's (R)	.146	33	89	12	13	3	1	0	2	1	1	4	8	33	1	1	.202	.245	4
2019	AZL A's (R)	.236	32	110	11	26	4	3	1	16	0	2	0	7	49	1	0	.355	.277	4
2021	ACL A's (R)	.136	21	44	4	6	0	1	0	3	0	1	1	4	28	1	0	.220	.182	2
2022	ACL A's (R)	.412	6	17	6	7	2	0	1	4	0	0	0	3	8	0	0	.500	.706	0
	Lansing (A)	.146	14	41	2	6	0	0	0	5	0	0	0	4	17	0	0	.222	.146	2
	Midland (AA)	.333	1	3	0	1	0	0	0	1	0	0	0	1	0	0	0	.500	.333	0
	Las Vegas (AAA)	.000	1	1	0	0	0	0	0	0	0	0	0	1	0	0	0	.000	.000	0
<b>Minor League Totals</b>		<b>.195</b>	<b>110</b>	<b>307</b>	<b>34</b>	<b>60</b>	<b>9</b>	<b>5</b>	<b>2</b>	<b>32</b>	<b>1</b>	<b>4</b>	<b>5</b>	<b>26</b>	<b>136</b>	<b>3</b>	<b>1</b>	<b>.266</b>	<b>.277</b>	<b>12</b>

### LUIS ANGEL MARINEZ (FLORENTINO)

C

**Born:** San Cristobal, Dominican Republic, October 11, 2021; **Home:** San Cristobal, Dominican Republic

**Bats:** Right; **Throws:** Right; **Height:** 6-1; **Weight:** 215

**Obtained:** Signed as a free agent to a minor league contract, July 2, 2019

Signed by Yendri Bachelor.

Year	Club	AVG.	G	AB	R	H	2B	3B	HR	RBI	SH	SF	HP	BB	SO	SB	CS	OBP	SLG	E
2021	ACL A's (R)	.100	6	10	1	1	0	0	0	1	0	0	0	3	6	0	0	.308	.100	0
2022	ACL A's (R)	.136	23	59	11	8	0	1	3	8	0	1	4	16	22	1	1	.350	.322	7
	Stockton (A)	.250	1	4	1	1	0	0	0	1	0	0	0	1	2	0	0	.400	.250	0
<b>Minor League Totals</b>		<b>.137</b>	<b>30</b>	<b>73</b>	<b>13</b>	<b>10</b>	<b>0</b>	<b>1</b>	<b>3</b>	<b>10</b>	<b>0</b>	<b>1</b>	<b>4</b>	<b>20</b>	<b>30</b>	<b>1</b>	<b>1</b>	<b>.347</b>	<b>.288</b>	<b>7</b>

### LUIS FERNANDO MARTINEZ (CADIZ)

RHP

**Born:** Puerto Cabello, Venezuela, March 30, 2001; **Home:** Ocumare del Tuy, Venezuela

**Bats:** Right; **Throws:** Right; **Height:** 6-2; **Weight:** 170

**Obtained:** Signed as a free agent to a minor league deal on July 12, 2018

Signed by Yendri Bachelor.

Year	Club	W	L	ERA	G	GS	CG	SHO	SV	IP	H	R	ER	HR	HB	BB	IBB	SO	WP	BK
2019	AZL A's (R)	4	1	3.02	15	4	0	0	0	41.2	48	19	14	3	2	5	0	38	3	0
2021	ACL A's (R)	0	1	43.20	1	1	0	0	0	1.2	10	9	8	1	0	1	0	1	0	0
2022										(Injured - Did Not Play)										
<b>Minor League Totals</b>		<b>4</b>	<b>2</b>	<b>4.57</b>	<b>16</b>	<b>5</b>	<b>0</b>	<b>0</b>	<b>0</b>	<b>43.1</b>	<b>58</b>	<b>28</b>	<b>22</b>	<b>4</b>	<b>2</b>	<b>6</b>	<b>0</b>	<b>39</b>	<b>3</b>	<b>0</b>

### CAMERON JAMES MASTERMAN

INF

**Born:** Pittsburgh, Pennsylvania, May 5, 1999; **Home:** Prospect, Kentucky

**Bats:** Right; **Throws:** Right; **Height:** 6-2; **Weight:** 225

**Obtained:** Signed as a free agent to a minor league contract, July 24, 2022

Was signed by A's scout Rich Sparks.

Year	Club	AVG.	G	AB	R	H	2B	3B	HR	RBI	SH	SF	HP	BB	SO	SB	CS	OBP	SLG	E
2022	ACL A's (R)	.000	2	4	0	0	0	0	0	1	0	1	0	4	0	0	0	.000	.000	0
2022	Stockton (A)	.231	24	91	14	21	6	0	2	13	0	1	1	8	36	0	1	.297	.363	0
<b>Minor League Totals</b>		<b>.221</b>	<b>26</b>	<b>95</b>	<b>14</b>	<b>21</b>	<b>6</b>	<b>0</b>	<b>2</b>	<b>14</b>	<b>0</b>	<b>2</b>	<b>1</b>	<b>8</b>	<b>40</b>	<b>0</b>	<b>1</b>	<b>.283</b>	<b>.347</b>	<b>0</b>

**JARED AUSTIN MCDONALD****C****Born:** Inglewood, Colorado, December 5, 1996; **Home:** Scottsdale, Arizona**Bats:** Right; **Throws:** Right; **Height:** 6-2; **Weight:** 195**Obtained:** Selected in the 19<sup>th</sup> round of the 2019 First Year Player Draft

Signed out of Western Oregon University by James Coffman...was named First-Team D2CCCA All-West Region and First-Team All-GNAC following his senior season...ranks third all-time in program history with 18 home runs and sixth in career slugging (.606)...did not play in 2019 due to injury.

Year	Club	AVG.	G	AB	R	H	2B	3B	HR	RBI	SH	SF	HP	BB	SO	SB	CS	OBP	SLG	E
2019		Injured – Did Not Play																		
2021	Lansing (A)	.222	51	176	16	39	10	0	4	16	0	4	6	9	70	1	0	.277	.347	5
2022	Lansing (A)	.232	84	298	34	69	15	0	9	41	1	5	6	28	106	1	2	.306	.372	3
<b>Minor League Totals</b>		<b>.228</b>	<b>135</b>	<b>474</b>	<b>50</b>	<b>108</b>	<b>25</b>	<b>0</b>	<b>13</b>	<b>57</b>	<b>1</b>	<b>9</b>	<b>12</b>	<b>37</b>	<b>176</b>	<b>2</b>	<b>2</b>	<b>.295</b>	<b>.363</b>	<b>8</b>

**RAYMOND MICKEY MCDONALD****OF**

Goes by “Mickey”

**Born:** San Mateo, California, June 2, 1995; **Home:** San Mateo, California**Bats:** Left; **Throws:** Right; **Height:** 6-2; **Weight:** 175**Obtained:** Selected in the 18<sup>th</sup> round of the 2017 First-Year Player Draft

Signed by Kevin Mello...played collegiately at the University of Illinois-Chicago...selected to the All-Horizon League Second Team in 2017...recorded a .260 average, 24 doubles, one triple, four home runs, 20 RBI, and 16 stolen bases...started 56 games in center field.

Year	Club	AVG.	G	AB	R	H	2B	3B	HR	RBI	SH	SF	HP	BB	SO	SB	CS	OBP	SLG	E
2017	ACL A's (R)	.278	20	72	18	20	0	2	2	9	0	1	0	6	9	7	2	.329	.417	1
	Vermont (A)	.130	16	54	4	7	1	0	0	6	0	0	0	4	20	2	0	.190	.148	1
2018	Beloit (A)	.284	110	391	59	111	15	3	2	25	7	0	3	41	76	22	0	.356	.353	5
2019	Stockton (A)	.229	66	214	28	49	6	4	0	20	2	4	3	29	66	12	6	.324	.294	2
	Midland (AA)	.244	44	156	14	38	6	0	0	11	2	1	1	14	48	4	2	.308	.282	0
2021	Midland (AA)	.273	50	172	25	47	6	1	1	16	1	0	4	25	47	8	0	.378	.337	0
	Las Vegas (AAA)	.333	56	192	44	64	11	3	1	22	1	3	6	26	42	10	0	.423	.438	2
2022	Midland (AA)	.323	16	62	10	20	4	0	1	6	2	0	3	6	15	4	0	.408	.435	1
	Las Vegas (AAA)	.267	67	210	37	56	9	1	2	17	5	1	4	32	55	7	4	.372	.348	3
	OAKLAND	.000	4	4	0	0	0	0	0	0	0	0	0	2	3	0	0	.333	.000	0
<b>Major League Totals</b>		<b>.000</b>	<b>4</b>	<b>4</b>	<b>0</b>	<b>0</b>	<b>0</b>	<b>0</b>	<b>0</b>	<b>0</b>	<b>0</b>	<b>0</b>	<b>0</b>	<b>2</b>	<b>3</b>	<b>0</b>	<b>0</b>	<b>.333</b>	<b>.000</b>	<b>0</b>
<b>Minor League Totals</b>		<b>.271</b>	<b>445</b>	<b>1523</b>	<b>239</b>	<b>412</b>	<b>58</b>	<b>14</b>	<b>9</b>	<b>132</b>	<b>20</b>	<b>10</b>	<b>24</b>	<b>183</b>	<b>378</b>	<b>76</b>	<b>14</b>	<b>.356</b>	<b>.345</b>	<b>15</b>

**SHANE CHRISTOPHER MCGUIRE****C****Born:** Renton, Washington, April 12, 1999; **Home:** Kent, Washington**Bats:** Left; **Throws:** Right; **Height:** 6-0; **Weight:** 205**Obtained:** Selected in the ninth round of the 2021 First-Year Player Draft

Signed by Anthony Aliotti...played collegiately at University of San Diego...in 2018 was named a Collegiate Baseball Freshman All-American...batted .307 with nine home runs and 93 RBI in four college seasons.

Year	Club	AVG.	G	AB	R	H	2B	3B	HR	RBI	SH	SF	HP	BB	SO	SB	CS	OBP	SLG	E
2021	ACL A's (R)	.280	19	50	7	14	3	0	0	9	0	3	1	7	11	1	0	.361	.340	2
2022	Stockton (A)	.290	50	176	20	51	7	2	1	21	0	2	6	32	42	4	2	.412	.369	6
	Lansing (A)	.236	33	110	16	26	5	1	1	13	0	2	4	26	18	2	0	.394	.327	4
<b>Minor League Totals</b>		<b>.271</b>	<b>102</b>	<b>336</b>	<b>43</b>	<b>91</b>	<b>15</b>	<b>3</b>	<b>2</b>	<b>43</b>	<b>0</b>	<b>7</b>	<b>11</b>	<b>65</b>	<b>71</b>	<b>7</b>	<b>2</b>	<b>.399</b>	<b>.351</b>	<b>12</b>

**JEREMY ALEJANDRO MIJARES (RIVAS)****LHP****Born:** La Victoria, Venezuela, October 19, 2002; **Home:** La Victoria, Venezuela**Bats:** Left; **Throws:** Left; **Height:** 6-0; **Weight:** 170**Obtained:** Signed as a free agent to a minor league contract, November 20, 2019

Signed by Argeniz Paez.

Year	Club	W	L	ERA	G	GS	CG	SHO	SV	IP	H	R	ER	HR	HB	BB	IBB	SO	WP	BK	
2021	DSL A's (R)	1	0	0.59	8	1	0	0	1	15	12	3	1	0	1	3	0	15	4	0	
2022		(Did Not Play)																			
<b>Minor League Totals</b>		<b>1</b>	<b>0</b>	<b>0.59</b>	<b>8</b>	<b>1</b>	<b>0</b>	<b>0</b>	<b>1</b>	<b>15</b>	<b>12</b>	<b>3</b>	<b>1</b>	<b>0</b>	<b>1</b>	<b>3</b>	<b>0</b>	<b>15</b>	<b>4</b>	<b>0</b>	

**BRENNAN COLE MILONE****IF****Born:** Marietta, Georgia, May 6, 2001; **Home:** Woodstock, Georgia**Bats:** Right; **Throws:** Right; **Height:** 6-1; **Weight:** 198**Obtained:** Selected in the 6th round of the 2022 First Year Player Draft

Was signed by A's scout Jemel Spearman.

Year	Club	AVG.	G	AB	R	H	2B	3B	HR	RBI	SH	SF	HP	BB	SO	SB	CS	OBP	SLG	E
2022	ACL A's (R)	.500	2	4	2	2	1	0	0	1	0	1	0	1	1	0	0	.500	.750	0
	Stockton (A)	.310	27	100	13	31	4	0	1	8	0	0	1	14	21	1	0	.400	.380	7
<b>Minor League Totals</b>		<b>.317</b>	<b>29</b>	<b>104</b>	<b>15</b>	<b>33</b>	<b>5</b>	<b>0</b>	<b>1</b>	<b>9</b>	<b>0</b>	<b>1</b>	<b>1</b>	<b>15</b>	<b>22</b>	<b>1</b>	<b>0</b>	<b>.405</b>	<b>.394</b>	<b>7</b>

**DARLYN JAVIER MONTERO (RAMIREZ)****INF****Born:** Azua, Dominican Republic, May 11, 2002; **Home:** Azua, Dominican Republic**Bats:** Switch; **Throw:** Right; **Height:** 6-2; **Weight:** 170**Obtained:** Signed as a free agent to a minor league contract, November 7, 2018

Was signed by Amaury Reyes.

Year	Club	AVG.	G	AB	R	H	2B	3B	HR	RBI	SH	SF	HP	BB	SO	SB	CS	OBP	SLG	E
2019	DSL A's (R)	.213	55	188	20	40	6	3	0	17	0	5	1	23	58	8	3	.295	.277	9
2021	DSL A's (R)	.217	40	115	17	25	5	2	0	15	0	1	0	20	24	6	1	.331	.296	8
2022	ACL A's (R)	.241	47	145	25	35	6	2	2	23	0	1	3	15	38	8	2	.323	.352	4
<b>Minor League Totals</b>		<b>.223</b>	<b>142</b>	<b>448</b>	<b>62</b>	<b>100</b>	<b>17</b>	<b>7</b>	<b>2</b>	<b>55</b>	<b>0</b>	<b>7</b>	<b>4</b>	<b>58</b>	<b>120</b>	<b>22</b>	<b>6</b>	<b>.313</b>	<b>.306</b>	<b>21</b>

**JOSE MIGUEL MUJICA (ADAMES)****C****Born:** San Felipe, Venezuela, March 28, 2001; **Home:** San Felipe, Venezuela**Bats:** Right; **Throws:** Right; **Height:** 5-11; **Weight:** 204**Obtained:** Signed as a free agent to a minor league deal, July 3, 2017

Signed by Ruben Barradas.

Year	Club	AVG.	G	AB	R	H	2B	3B	HR	RBI	SH	SF	HP	BB	SO	SB	CS	OBP	SLG	E
2018	DSL A's (R)	.164	24	61	3	10	1	0	0	5	1	0	2	5	9	0	0	.250	.180	6
2019	DSL A's (R)	.262	51	164	21	43	3	0	0	16	2	1	5	19	32	10	0	.354	.280	11
2021	ACL A's (R)	.241	34	112	13	27	9	0	2	19	0	0	5	20	0	0	0	.274	.375	1
2022	ACL A's (R)	.283	33	106	16	30	5	1	4	22	0	1	2	9	22	0	0	.347	.462	0
	Stockton (A)	.091	3	11	0	1	0	0	0	0	0	0	0	1	5	0	0	.167	.091	0
	Las Vegas (AAA)	.250	1	4	1	1	0	0	0	0	0	0	0	3	0	0	0	.250	.250	0
<b>Minor League Totals</b>		<b>.245</b>	<b>146</b>	<b>458</b>	<b>54</b>	<b>112</b>	<b>18</b>	<b>1</b>	<b>6</b>	<b>62</b>	<b>3</b>	<b>2</b>	<b>9</b>	<b>39</b>	<b>91</b>	<b>10</b>	<b>0</b>	<b>.315</b>	<b>.328</b>	<b>18</b>

**MITCHEL HILLIARD MYERS****RHP**

Goes by "Mitch"

**Born:** Lanett, Alabama, January, 8, 1999; **Home:** Lanett, Alabama**Bats:** Right; **Throws:** Right; **Height:** 6-2; **Weight:** 200**Obtained:** Selected in the 12<sup>th</sup> round of the 2021 First-Year Player Draft

Signed by Matthew Higginson out of the University of Pittsburgh...went 7-7 with a 3.62 ERA and 113 strikeouts in 104.1 innings over two NCAA seasons.

Year	Club	W	L	ERA	G	GS	CG	SHO	SV	IP	H	R	ER	HR	HB	BB	IBB	SO	WP	BK	
2021		Did Not Play																			
2022	Stockton (A)	4	10	5.50	23	22	0	0	0	124	143	83	76	26	9	38	0	98	4	2	
<b>Minor League Totals</b>		<b>4</b>	<b>10</b>	<b>5.50</b>	<b>23</b>	<b>22</b>	<b>0</b>	<b>0</b>	<b>0</b>	<b>124</b>	<b>143</b>	<b>83</b>	<b>76</b>	<b>26</b>	<b>9</b>	<b>38</b>	<b>0</b>	<b>98</b>	<b>4</b>	<b>2</b>	

**KUMAR BALAKRISHNAN NAMBIAR****LHP****Born:** New York City, New York, April 17, 1998; **Home:** Larchmont, New York**Bats:** Left; **Throws:** Left; **Height:** 5-11; **Weight:** 185**Obtained:** Selected in the 34<sup>th</sup> round of the 2019 First-Year Player Draft

Signed out of Yale University by Ronald Vaughn...was named First-Team All-Ivy for his senior season...set career highs innings (65.0) and strikeouts (66) in 2021.

Year	Club	W	L	ERA	G	GS	CG	SHO	SV	IP	H	R	ER	HR	HB	BB	IBB	SO	WP	BK
2019	AZL A's (R)	1	4	5.25	15	5	0	0	0	36.0	37	22	21	0	1	17	0	47	1	1
	Stockton (A)	1	0	6.00	1	0	0	0	0	3.0	3	3	2	0	0	3	0	2	0	0
2021	Stockton (A)	1	6	6.09	15	12	0	0	0	65.0	77	51	44	13	3	22	0	66	2	0
2022	Lansing (A)	6	5	5.55	43	0	0	0	0	60	49	41	37	5	7	32	0	62	3	1
<b>Minor League Totals</b>		<b>9</b>	<b>15</b>	<b>5.71</b>	<b>74</b>	<b>17</b>	<b>0</b>	<b>0</b>	<b>0</b>	<b>164</b>	<b>166</b>	<b>117</b>	<b>104</b>	<b>18</b>	<b>11</b>	<b>74</b>	<b>0</b>	<b>177</b>	<b>6</b>	<b>2</b>

### GERMAN ORTIZ (RODRIGUEZ)

INF

**Born:** San Pedro De Macoris, Dominican Republic, August 2, 2004; **Home:** San Pedro De Macoris, Dominican Republic

**Bats:** Switch; **Throws:** Right; **Height:** 6-2; **Weight:** 195

**Obtained:** Signed as a free agent to a minor league contract, January 15, 2021

Was signed by Juan Carlos De La Cruz.

Year	Club	AVG.	G	AB	R	H	2B	3B	HR	RBI	SH	SF	HP	BB	SO	SB	CS	OBP	SLG	E
2021	DSL A's (R)	.256	13	39	7	10	1	1	0	3	0	0	1	7	13	1	2	.383	.333	4
2022	DSL A's (R)	.249	54	177	36	44	6	3	0	26	0	4	3	40	45	6	0	.388	.316	11
<b>Minor League Totals</b>		<b>.250</b>	<b>67</b>	<b>216</b>	<b>43</b>	<b>54</b>	<b>7</b>	<b>4</b>	<b>0</b>	<b>29</b>	<b>0</b>	<b>4</b>	<b>4</b>	<b>47</b>	<b>58</b>	<b>7</b>	<b>2</b>	<b>.387</b>	<b>.319</b>	<b>15</b>

### JACK CHRISTOPHER OWEN

LHP

**Born:** Miami Beach, Florida, May 26, 1998; **Home:** Aliso Viejo, California

**Bats:** Left; **Throws:** Left; **Height:** 6-1; **Weight:** 200

**Obtained:** Signed as a non-drafted free agent, July 24, 2021

Signed by Armann Brown...played collegiately at Auburn University...went 11-10 with a 4.26 ERA and 165 strikeouts in 175.1 innings over four seasons.

Year	Club	W	L	ERA	G	GS	CG	SHO	SV	IP	H	R	ER	HR	HB	BB	IBB	SO	WP	BK
2021	Lansing (A)	0	1	4.50	7	4	0	0	0	20.0	26	13	10	3	0	4	0	21	1	0
2022	Stockton (A)	3	4	3.41	23	1	0	0	3	37	35	20	14	5	1	9	0	48	3	0
2022	Lansing (A)	6	1	3.35	11	9	1	0	0	51.0	43	21	19	3	1	14	0	44	3	0
<b>Minor League Totals</b>		<b>9</b>	<b>6</b>	<b>3.58</b>	<b>41</b>	<b>14</b>	<b>1</b>	<b>0</b>	<b>3</b>	<b>108</b>	<b>104</b>	<b>54</b>	<b>43</b>	<b>11</b>	<b>2</b>	<b>27</b>	<b>0</b>	<b>113</b>	<b>7</b>	<b>0</b>

### JHOAN MANUEL PAULINO (JAVIER)

IF

**Born:** San Francisco de Macoris, Dominican Republic, June 11, 2001; **Home:** San Francisco de Macoris, Dominican Republic

**Bats:** Right; **Throws:** Right; **Height:** 6-2; **Weight:** 226

**Obtained:** Signed as a free agent to a minor league deal on June 2, 2017

Signed by Amaury Reyes.

Year	Club	AVG.	G	AB	R	H	2B	3B	HR	RBI	SH	SF	HP	BB	SO	SB	CS	OBP	SLG	E
2018	DSL A's (R)	.238	55	185	15	44	9	0	0	21	3	1	2	17	42	11	2	.307	.286	22
2019	AZL A's (R)	.239	50	197	26	47	17	3	2	25	1	2	1	13	61	2	6	.286	.386	16
2021	ACL A's (R)	.244	27	82	15	20	3	1	4	15	0	0	3	5	23	0	0	.311	.451	5
	Midland (AA)	.375	3	8	0	3	0	0	0	0	0	0	0	1	4	0	0	.444	.375	2
2022	Stockton (A)	.222	91	320	36	71	18	0	8	38	1	6	3	21	105	1	2	.271	.353	16
<b>Minor League Totals</b>		<b>.234</b>	<b>226</b>	<b>792</b>	<b>92</b>	<b>185</b>	<b>47</b>	<b>4</b>	<b>14</b>	<b>99</b>	<b>5</b>	<b>9</b>	<b>9</b>	<b>57</b>	<b>235</b>	<b>14</b>	<b>10</b>	<b>.290</b>	<b>.356</b>	<b>61</b>

### COLIN ROBERT PELUSE

RHP

**Born:** Baltimore, Maryland, June 11, 1998; **Home:** Middletown, Delaware

**Bats:** Right; **Throws:** Right; **Height:** 6-3; **Weight:** 230

**Obtained:** Selected in the ninth round of the 2019 First Year Player Draft

Signed by Neil Avent...played collegiately at Wake Forest...finished a three-year career with a 14-11 record and 4.54 ERA with 171 strikeouts over 204.1 innings...was named a 2021 Organizational All-Star by MiLB.com after going 9-3 with a 3.39 ERA (38ER/101IP) between High-A Lansing and Double-A Midland.

Year	Club	W	L	ERA	G	GS	CG	SHO	SV	IP	H	R	ER	HR	HB	BB	IBB	SO	WP	BK
2019	Vermont (A)	2	1	2.25	8	5	0	0	0	24	21	8	6	1	5	6	0	26	0	1
2021	Lansing (A)	7	3	3.66	18	15	0	0	0	86.0	82	42	35	10	1	22	0	92	1	2
	Midland (AA)	2	0	1.80	3	3	0	0	0	15.0	9	3	3	1	0	4	0	17	1	0
2022	Midland (AA)	10	6	5.38	23	21	0	0	1	118.2	133	78	71	17	3	28	0	92	1	1
	Las Vegas (AAA)	0	1	37.80	1	1	0	0	0	1.2	7	7	7	2	0	1	0	1	1	0
<b>Minor League Totals</b>		<b>21</b>	<b>11</b>	<b>4.48</b>	<b>53</b>	<b>45</b>	<b>0</b>	<b>0</b>	<b>1</b>	<b>245</b>	<b>252</b>	<b>138</b>	<b>122</b>	<b>31</b>	<b>9</b>	<b>61</b>	<b>0</b>	<b>228</b>	<b>4</b>	<b>4</b>



**JUNIOR JOSE PEREZ (REYNOSO)****OF****Born:** San Cristobal, Dominican Republic, July 4, 2001; **Home:** San Cristobal, Dominican Republic**Bats:** Right; **Throws:** Right; **Height:** 6-1; **Weight:** 200**Obtained:** Acquired in a trade with San Diego on November 5, 2020 for Jorge Mateo

Originally signed by San Diego as an international free agent on July 4, 2017.

Year	Club	AVG.	G	AB	R	H	2B	3B	HR	RBI	SH	SF	HP	BB	SO	SB	CS	OBP	SLG	E
2018	DSL Padres (R)	.176	61	204	26	36	6	2	3	26	0	2	4	53	80	12	5	.354	.270	2
2019	AZL Padres (R)	.268	51	209	44	56	14	2	11	39	0	2	3	24	59	11	2	.349	.512	3
2021	Stockton (A)	.207	95	329	54	68	16	5	8	34	1	2	3	51	145	24	7	.317	.359	6
2022	Stockton (A)	.249	116	398	74	99	21	2	15	62	2	7	5	70	148	32	7	.363	.425	9
<b>Minor League Totals</b>		<b>.227</b>	<b>323</b>	<b>1140</b>	<b>198</b>	<b>259</b>	<b>57</b>	<b>11</b>	<b>37</b>	<b>161</b>	<b>3</b>	<b>13</b>	<b>15</b>	<b>198</b>	<b>432</b>	<b>79</b>	<b>21</b>	<b>.346</b>	<b>.394</b>	<b>20</b>

**JACKSON SCOTT PERKINS****RHP**

Goes by "Jack"

**Born:** Kokomo, Indiana, December 26, 1999; **Home:** Westfield, Indiana**Bats:** Right; **Throws:** Right; **Height:** 6-1; **Weight:** 220**Obtained:** Selected in the fifth round of the 2022 First-Year Player Draft

Was signed by A's scout Rich Sparks...played two seasons at Louisville before transferring to the University of Indiana...became the 11th pitcher in IU history to reach the 90-strikeout mark (91)...went 3-4 with a 5.10 ERA over 16 appearances (15 starts).

Year	Club	W	L	ERA	G	GS	CG	SHO	SV	IP	H	R	ER	HR	HB	BB	IBB	SO	WP	BK
2022	ACL A's (R)	0	1	9.00	1	1	0	0	0	1	2	1	1	0	0	0	0	3	0	0
2022	Stockton (A)	0	0	2.00	5	1	0	0	0	9.0	5	3	2	0	0	2	0	11	2	0
<b>Minor League Totals</b>		<b>0</b>	<b>1</b>	<b>2.70</b>	<b>6</b>	<b>2</b>	<b>0</b>	<b>0</b>	<b>0</b>	<b>10</b>	<b>7</b>	<b>4</b>	<b>3</b>	<b>0</b>	<b>0</b>	<b>2</b>	<b>0</b>	<b>14</b>	<b>2</b>	<b>0</b>

**JACOB DUSTIN PFENNIGS****RHP****Born:** Coeur d'Alene, Idaho, September 9, 1999; **Home:** Post Falls, Idaho**Bats:** Right; **Throws:** Right; **Height:** 6-7; **Weight:** 215**Obtained:** Selected in the 13th round of the 2022 First-Year Player Draft

Was signed by A's scout Jim Coffman...played collegiately at Oregon State University...went 12-4 across 45 career appearances (31 starts) with 116 strikeouts over 144 innings pitched for the Beavers.

Year	Club	W	L	ERA	G	GS	CG	SHO	SV	IP	H	R	ER	HR	HB	BB	IBB	SO	WP	BK
2022	ACL A's (R)	0	1	0.00	2	2	0	0	0	2	1	3	0	0	0	2	0	4	0	0
	Stockton (A)	0	0	11.12	5	0	0	0	0	5.2	13	9	7	0	1	3	0	6	1	0
<b>Minor League Totals</b>		<b>0</b>	<b>1</b>	<b>7.56</b>	<b>7</b>	<b>2</b>	<b>0</b>	<b>0</b>	<b>0</b>	<b>8</b>	<b>14</b>	<b>12</b>	<b>7</b>	<b>0</b>	<b>1</b>	<b>5</b>	<b>0</b>	<b>10</b>	<b>1</b>	<b>0</b>

**PEDRO ALEJANDRO PINEDA (COLLADO)****OF****Born:** Santo Domingo Este, Dominican Republic, September 6, 2003; **Home:** Santo Domingo Norte, Dominican Republic**Bats:** Right; **Throws:** Right; **Height:** 6-2; **Weight:** 185**Obtained:** Signed as a free agent to a minor league contract, January 15, 2021

Currently ranked Oakland's No. 6 prospect by MLB.com.

Year	Club	AVG.	G	AB	R	H	2B	3B	HR	RBI	SH	SF	HP	BB	SO	SB	CS	OBP	SLG	E
2021	DSL A's (R)	.200	10	35	4	7	1	1	0	1	0	0	0	5	13	3	2	.300	.286	1
	ACL A's (R)	.258	23	62	15	16	2	2	1	8	0	0	2	13	28	3	3	.403	.403	2
2022	ACL A's (R)	.000	1	3	0	0	0	0	0	0	0	0	0	3	0	0	0	.000	.000	0
	Stockton (A)	.188	42	144	22	27	3	3	4	13	1	1	8	17	77	5	1	.306	.333	2
<b>Minor League Totals</b>		<b>.205</b>	<b>76</b>	<b>244</b>	<b>41</b>	<b>50</b>	<b>6</b>	<b>6</b>	<b>5</b>	<b>22</b>	<b>1</b>	<b>1</b>	<b>10</b>	<b>35</b>	<b>121</b>	<b>11</b>	<b>6</b>	<b>.328</b>	<b>.340</b>	<b>5</b>

**BLAZE KOALI'I PONTES****RHP****Born:** Mililani, Hawaii, January 6, 2000; **Home:** Mililani, Hawaii**Bats:** Right; **Throws:** Right; **Height:** 6-0; **Weight:** 185**Obtained:** Selected in the 16<sup>th</sup> round of the 2022 First-Year Player Draft

Signed out of the University of Hawaii by A's scout Dillon Tung...went 12-7 with a career 3.78 ERA (67ER/159.1IP) with 162 strikeouts and 43 walks across 50 appearances (18 starts) for the Rainbow Warriors.

Year	Club	W	L	ERA	G	GS	CG	SHO	SV	IP	H	R	ER	HR	HB	BB	IBB	SO	WP	BK
2022	ACL A's (R)	0	0	0.00	2	0	0	0	0	2	0	0	0	0	0	0	0	2	0	0
	Stockton (A)	0	0	12.00	4	0	0	0	0	6.0	9	8	8	1	0	2	0	3	0	0
<b>Minor League Totals</b>		<b>0</b>	<b>0</b>	<b>9.00</b>	<b>6</b>	<b>0</b>	<b>0</b>	<b>0</b>	<b>0</b>	<b>8</b>	<b>9</b>	<b>8</b>	<b>8</b>	<b>1</b>	<b>0</b>	<b>2</b>	<b>0</b>	<b>5</b>	<b>0</b>	<b>0</b>

### ROBERT PUASON (PEREZ)

IF

**Born:** La Romana, Dominican Republic, Sept. 11, 2002; **Home:** La Romana, Dominican Republic

**Bats:** Both; **Throws:** Right; **Height:** 6-3; **Weight:** 187

**Obtained:** Signed as a free agent to a minor league contract, July 2, 2019

Currently ranked Oakland's No. 10 prospect by MLB.com.

Year	Club	AVG.	G	AB	R	H	2B	3B	HR	RBI	SH	SF	HP	BB	SO	SB	CS	OBP	SLG	E
2021	Stockton (A)	.215	91	302	43	65	12	1	3	27	4	2	5	24	139	3	1	.282	.291	29
2022	ACL A's (R)	.260	38	127	22	33	6	2	1	9	0	2	1	11	44	6	1	.319	.362	11
	Stockton (A)	.185	55	200	25	37	8	0	2	18	0	2	3	13	77	5	4	.243	.255	15
<b>Minor League Totals</b>		<b>.215</b>	<b>184</b>	<b>629</b>	<b>90</b>	<b>135</b>	<b>26</b>	<b>3</b>	<b>6</b>	<b>54</b>	<b>4</b>	<b>6</b>	<b>9</b>	<b>48</b>	<b>260</b>	<b>14</b>	<b>6</b>	<b>.277</b>	<b>.294</b>	<b>55</b>

### VINCE PATRICK REILLY

RHP

**Born:** Tarzana, California, June 7, 2001; **Home:** Moorpark, California

**Bats:** Right; **Throws:** Right; **Height:** 5-10; **Weight:** 160

**Obtained:** Selected in the 18th round of the 2022 First-Year Player Draft

Was signed by A's scout Jeff Urlaub...played collegiately at Grand Canyon University...went 7-1 with a 4.87 ERA (24ER/44.1IP) over 36 career relief appearances.

Year	Club	W	L	ERA	G	GS	CG	SHO	SV	IP	H	R	ER	HR	HB	BB	IBB	SO	WP	BK	
2022																					
		(Did Not Play)																			
<b>Minor League Totals</b>																					

### BRAYAN RESTITUYO (DEL OBRE)

LHP

**Born:** Bona0, Dominican Republic, January 17, 2002; **Home:** Bona0, Dominican Republic

**Bats:** Left; **Throws:** Left; **Height:** 5-11; **Weight:** 160

**Obtained:** Signed as a free agent to a minor league contract, November 9, 2019

Was signed by Juan Carlos De La Cruz.

Year	Club	W	L	ERA	G	GS	CG	SHO	SV	IP	H	R	ER	HR	HB	BB	IBB	SO	WP	BK
2021	DSL A's (R)	2	4	6.48	11	5	0	0	0	33	34	31	24	0	3	21	0	43	14	1
2022	ACL A's (R)	0	1	4.97	10	4	0	0	0	25.1	31	20	14	2	2	14	0	31	6	0
<b>Minor League Totals</b>		<b>2</b>	<b>5</b>	<b>5.83</b>	<b>21</b>	<b>9</b>	<b>0</b>	<b>0</b>	<b>0</b>	<b>58</b>	<b>65</b>	<b>51</b>	<b>38</b>	<b>2</b>	<b>5</b>	<b>35</b>	<b>0</b>	<b>74</b>	<b>20</b>	<b>1</b>

### MARIANO JOHN RICCIARDI

IF

**Born:** Worcester, Massachusetts, June 28, 1998; **Home:** West Boylston, Massachusetts

**Bats:** Left; **Throws:** Right; **Height:** 5-7; **Weight:** 170

**Obtained:** Selected in the 18<sup>th</sup> round of the 2021 First-Year Player Draft

Signed by Richard Sparks out of the University of Dayton...son of former A's scout, special assistant to the general manager and director of player personnel J.P. Ricciardi...led the ACC with 70 hits and led his team with a .352 average, including a team-high 21-game hitting streak from March 27-May 16.

Year	Club	AVG.	G	AB	R	H	2B	3B	HR	RBI	SH	SF	HP	BB	SO	SB	CS	OBP	SLG	E
2021	ACL A's (R)	.222	7	18	2	4	2	0	0	1	0	0	1	2	2	0	0	.333	.333	2
	Stockton (A)	.143	4	14	0	2	1	0	0	0	0	0	0	1	6	1	1	.200	.214	1
2022	Stockton (A)	.241	52	158	23	38	5	0	1	11	1	1	0	26	40	2	5	.346	.291	3
<b>Minor League Totals</b>		<b>.232</b>	<b>63</b>	<b>190</b>	<b>25</b>	<b>44</b>	<b>8</b>	<b>0</b>	<b>1</b>	<b>12</b>	<b>1</b>	<b>1</b>	<b>1</b>	<b>29</b>	<b>48</b>	<b>3</b>	<b>6</b>	<b>.335</b>	<b>.289</b>	<b>6</b>

### KEVIN NORBERTO RICHARDS (PLACIDO)

OF

**Born:** La Romana, Dominican Republic, January 1, 2000; **Home:** La Romana, Dominican Republic

**Bats:** Right; **Throws:** Right; **Height:** 6-2; **Weight:** 162

**Obtained:** Signed as a free agent to a minor league deal on July 2, 2016

Signed by Amaury Reyes.

Year	Club	AVG.	G	AB	R	H	2B	3B	HR	RBI	SH	SF	HP	BB	SO	SB	CS	OBP	SLG	E
2017	DSL A's (R)	.248	35	101	16	25	0	4	0	10	1	2	2	11	29	10	5	.327	.328	2
2018	AZL A's (R)	.248	42	121	21	30	6	2	0	13	2	1	1	8	32	7	0	.331	.298	2
2019	Vermont (A)	.228	68	254	20	58	17	1	4	37	2	6	2	37	76	1	1	.350	.263	3
2021	Stockton (A)	.244	58	221	26	54	10	1	3	25	0	0	3	20	63	3	6	.316	.339	2
2022	Stockton (A)	.256	56	219	33	56	9	2	10	34	0	2	3	19	55	3	2	.321	.452	3
	Lansing (A)	.176	22	68	6	12	3	1	1	8	0	2	2	3	21	1	1	.227	.294	0
<b>Minor League Totals</b>		<b>.239</b>	<b>281</b>	<b>984</b>	<b>122</b>	<b>235</b>	<b>45</b>	<b>11</b>	<b>18</b>	<b>127</b>	<b>5</b>	<b>13</b>	<b>13</b>	<b>73</b>	<b>276</b>	<b>25</b>	<b>15</b>	<b>.296</b>	<b>.362</b>	<b>12</b>

### EDUARDO YAEL RIVERA (NIEVES)

LHP

**Born:** San Juan, Puerto Rico, June 13, 2003; **Home:** Vega Alta, Puerto Rico

**Bats:** Left; **Throws:** Left; **Height:** 6-7; **Weight:** 237

**Obtained:** Selected in the 11<sup>th</sup> round of the 2021 First-Year Player Draft

Signed out of the Colegio CADEST by Ruben Escalera.

Year	Club	W	L	ERA	G	GS	CG	SHO	SV	IP	H	R	ER	HR	HB	BB	IBB	SO	WP	BK
2021	ACL A's (R)	0	0	0.00	1	1	0	0	0	1.0	0	0	0	0	0	0	0	1	0	0
2022	ACL A's (R)	0	0	3.29	8	3	0	0	0	13.0	15	7	5	0	0	11	0	22	4	1
<b>Minor League Totals</b>		<b>0</b>	<b>0</b>	<b>3.07</b>	<b>9</b>	<b>4</b>	<b>0</b>	<b>0</b>	<b>0</b>	<b>14.0</b>	<b>15</b>	<b>7</b>	<b>5</b>	<b>0</b>	<b>0</b>	<b>11</b>	<b>0</b>	<b>23</b>	<b>4</b>	<b>1</b>

### CARLOS ALBERTO RODRIGUEZ

C

Goes by "CJ"

**Born:** Whittier, California, July 7, 2000; **Home:** Newport Beach, California

**Bats:** Right; **Throws:** Right; **Height:** 5-10; **Weight:** 190

**Obtained:** Selected in the fifth round of the 2021 First-Year Player Draft

Signed out of Vanderbilt University by Anthony Aliosi III...ranked third on his team with a .393 on-base percentage and recorded a team-low in strikeouts (19)...batted .257 with five home runs and 44 RBI in 70 games over two collegiate seasons.

Year	Club	AVG.	G	AB	R	H	2B	3B	HR	RBI	SH	SF	HP	BB	SO	SB	CS	OBP	SLG	E
2021	ACL A's (R)	.000	1	3	0	0	0	0	0	0	0	0	0	2	0	0	0	.000	.000	0
	Stockton (A)	.160	22	81	5	13	2	0	1	4	0	1	0	4	13	0	0	.198	.222	2
2022	Stockton (A)	.266	73	241	32	64	11	0	3	34	0	6	4	44	56	0	1	.380	.349	5
<b>Minor League Totals</b>		<b>.237</b>	<b>96</b>	<b>325</b>	<b>37</b>	<b>77</b>	<b>13</b>	<b>0</b>	<b>4</b>	<b>38</b>	<b>0</b>	<b>7</b>	<b>4</b>	<b>48</b>	<b>71</b>	<b>0</b>	<b>1</b>	<b>.336</b>	<b>.314</b>	<b>7</b>

### ROGER ABRAHAM JOSE RODRIGUEZ (GUZMAN)

RHP

**Born:** Bolivar, Venezuela, September 11, 2001; **Home:** Bolivar, Venezuela

**Bats:** Right; **Throws:** Right; **Height:** 6-1; **Weight:** 145

**Obtained:** Signed as a free agent to a minor league contract, July 13, 2018

Signed by Andri Garcia.

Year	Club	W	L	ERA	G	GS	CG	SHO	SV	IP	H	R	ER	HR	HB	BB	IBB	SO	WP	BK
2019	DSL A's (R)	2	3	2.70	14	5	0	0	1	50	44	20	15	2	6	9	0	39	6	0
2021	DSL A's (R)	4	0	1.45	10	3	0	0	0	37.1	28	8	6	1	2	8	0	33	1	0
2022	ACL A's (R)	1	4	4.91	12	7	0	0	0	40.1	45	28	22	5	2	14	0	44	5	0
<b>Minor League Totals</b>		<b>7</b>	<b>7</b>	<b>3.03</b>	<b>36</b>	<b>15</b>	<b>0</b>	<b>0</b>	<b>1</b>	<b>127</b>	<b>117</b>	<b>56</b>	<b>43</b>	<b>8</b>	<b>10</b>	<b>31</b>	<b>0</b>	<b>116</b>	<b>12</b>	<b>0</b>

### LUIS MIGUEL ROMERO (MANSFARROLL)

RHP

Goes by "Miguel"

**Born:** Guantanamo, Cuba, April 23, 1994; **Home:** Kissimmee, Florida

**Bats:** Right; **Throws:** Right; **Height:** 6-0; **Weight:** 202

**Obtained:** Signed as a free agent to a minor league contract, February 1, 2017

Signed by Juan Carlos De La Cruz.

Year	Club	W	L	ERA	G	GS	CG	SHO	SV	IP	H	R	ER	HR	HB	BB	IBB	SO	WP	BK
2017	DSL A's (R)	0	0	0.00	2	1	0	0	0	3	0	0	0	0	0	0	0	7	0	0
	ACL A's (R)	0	0	4.50	1	0	0	0	0	2.0	3	1	1	0	0	0	0	3	2	0
	Beloit (A)	0	0	2.25	3	3	0	0	0	8.0	6	2	2	0	1	2	0	7	0	0
	Stockton (A)	3	1	6.87	8	1	0	0	0	18.1	22	16	14	4	3	9	0	25	0	0
2018	Stockton (A)	1	2	1.84	22	0	0	0	13	29.1	21	9	6	3	1	5	1	33	1	0
	Midland (AA)	1	1	6.00	22	0	0	0	1	30.0	35	25	20	4	2	12	1	33	3	0
2019	Las Vegas (AAA)	4	1	3.96	45	1	0	0	3	72.2	65	34	32	11	6	36	2	81	4	2
2021	Las Vegas (AAA)	3	6	6.27	28	13	0	0	2	74.2	86	56	52	15	7	34	1	54	3	1
2022	Las Vegas (AAA)	2	1	7.76	38	2	0	0	0	53.1	72	48	46	9	3	30	0	32	7	0
Minor League Totals		14	12	5.34	169	21	0	0	19	291	310	191	173	46	23	128	5	275	20	3

### JAMALIEL ROSADO (TORRES)

IF

**Born:** San Juan, Puerto Rico, August 15, 2003; **Home:** Carolina, Puerto Rico

**Bats:** Right; **Throws:** Right; **Height:** 6-3; **Weight:** 195

**Obtained:** Signed as a free agent to a minor league contract, July 30, 2022

Signed by Ruben Escalera.

Year	Club	AVG.	G	AB	R	H	2B	3B	HR	RBI	SH	SF	HP	BB	SO	SB	CS	OBP	SLG	E
2022	ACL A's (R)	.182	5	11	1	2	0	0	1	2	0	0	0	1	8	0	0	.250	.455	0
Minor League Totals		.182	5	11	1	2	0	0	1	2	0	0	0	1	8	0	0	.250	.455	0

### ROYBER ADRIAN SALINAS (SUTIL)

RHP

**Born:** Guarenas, Venezuela, April 10, 2001; **Home:** Miranda, Venezuela

**Bats:** Right; **Throws:** Right; **Height:** 6-3; **Weight:** 205

**Obtained:** Acquired from the Atlanta Braves as part of a three-team, nine-player deal in which Atlanta also traded pitcher Freddy Tarnok, catcher Manny Piña and minor league pitcher Royber Salinas to the Oakland, Milwaukee traded outfielder Esteury Ruiz to Oakland, Oakland traded catcher Sean Murphy to the Atlanta and pitcher Joel Payamps to Milwaukee and Atlanta sent catcher William Contreras and minor league pitcher Justin Yeager to Milwaukee December 12, 2022

Year	Club	W	L	ERA	G	GS	CG	SHO	SV	IP	H	R	ER	HR	HB	BB	IBB	SO	WP	BK
2019	DSL Braves	2	3	3.82	17	0	0	0	0	33	30	19	14	0	3	22	0	37	17	1
2021	Braves (R)	1	3	3.20	10	6	0	0	1	25.1	19	16	9	4	4	16	0	49	11	0
	Augusta (A)	2	0	0.64	3	3	0	0	0	14.0	6	1	1	0	1	8	0	18	0	0
2022	Augusta (A)	0	1	1.52	5	5	0	0	0	23.2	10	6	4	1	2	12	0	52	3	0
	Rome (A+)	5	7	4.11	20	20	0	0	0	85.1	6	47	39	6	5	51	0	123	7	1
Minor League Totals		10	14	3.33	55	34	0	0	1	181.1	128	89	67	11	15	109	0	279	38	2

### DERECK WILLIAMS SALOM (MONTEZUMA)

IF

**Born:** Caracas, Venezuela, February 22, 2001; **Home:** Guatire, Venezuela

**Bats:** Right; **Throws:** Right; **Height:** 5-9; **Weight:** 182

**Obtained:** Signed as a free agent to a minor league contract, July 3, 2017

Signed by Oswaldo Troconis.

Year	Club	AVG.	G	AB	R	H	2B	3B	HR	RBI	SH	SF	HP	BB	SO	SB	CS	OBP	SLG	E
2018	DSL A's (R)	.250	46	140	27	35	2	0	0	12	2	3	2	20	20	9	6	.345	.264	14
2019	DSL A's (R)	.198	41	126	17	25	5	0	0	5	3	1	1	23	25	5	2	.325	.238	10
2021	ACL A's (R)	.270	17	37	3	10	4	0	0	4	1	0	0	7	12	2	0	.386	.378	2
2022	ACL A's (R)	.221	30	95	10	21	1	2	0	7	3	1	1	10	17	1	2	.299	.274	4
	Stockton (A)	.226	23	84	8	19	3	0	0	8	1	1	2	9	13	1	2	.313	.262	6
Minor League Totals		.228	157	482	65	110	15	2	0	36	10	6	6	69	87	18	12	.329	.268	36

### SAUL ENRIQUE SANCHEZ (NUÑEZ)

IF

**Born:** Santiago, Dominican Republic, January 5, 2001; **Home:** Santiago, Dominican Republic

**Bats:** Right; **Throws:** Right; **Height:** 5-11; **Weight:** 188

**Obtained:** Signed as a free agent to a minor league contract, July 2, 2017

Signed by Amaury Reyes.

Year	Club	AVG.	G	AB	R	H	2B	3B	HR	RBI	SH	SF	HP	BB	SO	SB	CS	OBP	SLG	E
2018	DSL A's (R)	.109	24	55	5	6	0	0	0	5	0	0	0	2	18	3	0	.140	.109	2
2019	DSL A's (R)	.195	42	113	14	22	7	0	0	11	1	1	5	24	29	8	0	.357	.257	5
2021	ACL A's (R)	.184	22	49	8	9	0	0	0	0	0	0	10	18	2	0	0	.322	.184	2
2022	ACL A's (R)	.000	1	2	1	0	0	0	0	0	0	0	0	0	0	0	0	.000	.000	1
<b>Minor League Totals</b>		<b>.169</b>	<b>89</b>	<b>219</b>	<b>28</b>	<b>37</b>	<b>7</b>	<b>0</b>	<b>0</b>	<b>16</b>	<b>1</b>	<b>1</b>	<b>5</b>	<b>36</b>	<b>65</b>	<b>13</b>	<b>0</b>	<b>.299</b>	<b>.201</b>	<b>10</b>

### YEHIZON SANCHEZ (HERRERA)

RHP

**Born:** La Romana, Dominican Republic, November 16, 2000; **Home:** La Romana, Dominican Republic  
**Bats:** Right; **Throws:** Right; **Height:** 6-2; **Weight:** 165

**Obtained:** Signed as a free agent to a minor league contract, July 2, 2019

Signed by Juan De La Cruz...set career highs in innings (24.0) and strikeouts (30) in 2021.

Year	Club	W	L	ERA	G	GS	CG	SHO	SV	IP	H	R	ER	HR	HB	BB	IBB	SO	WP	BK
2019	DSL A's (R)	0	0	0.43	7	4	0	0	0	21.0	11	3	1	0	3	7	0	15	3	0
2021	ACL A's (R)	1	4	8.59	8	2	0	0	0	22.0	28	24	21	3	1	14	0	28	3	0
	Stockton (A)	0	0	2.25	1	1	0	0	0	4.0	3	1	1	0	0	4	0	2	1	0
2022	Stockton (A)	2	8	5.75	22	16	0	0	0	92	107	71	59	22	7	38	1	77	12	2
<b>Minor League Totals</b>		<b>3</b>	<b>12</b>	<b>5.30</b>	<b>38</b>	<b>23</b>	<b>0</b>	<b>0</b>	<b>0</b>	<b>139</b>	<b>149</b>	<b>99</b>	<b>82</b>	<b>25</b>	<b>11</b>	<b>63</b>	<b>1</b>	<b>122</b>	<b>19</b>	<b>2</b>

### PEDRO MANUEL SANTOS (VAZQUEZ)

RHP

**Born:** Trinidad, Cuba, January 7, 2000; **Home:** Santo Domingo, Dominican Republic  
**Bats:** Right; **Throws:** Right; **Height:** 6-4; **Weight:** 221

**Obtained:** Signed as a free agent to a minor league deal on October 17, 2018

Signed by Juan C. De La Cruz...made his full-season debut in 2021, setting career highs in games (21), innings (68.1) and strikeouts (87).

Year	Club	W	L	ERA	G	GS	CG	SHO	SV	IP	H	R	ER	HR	HB	BB	IBB	SO	WP	BK
2019	AZL A's (R)	2	3	4.60	15	11	0	0	0	43.0	45	27	22	0	6	34	0	49	11	2
2021	Stockton (A)	3	7	6.32	21	12	0	0	0	68.1	64	55	48	4	6	62	0	87	21	0
2022		(Injured - Did Not Play)																		
<b>Minor League Totals</b>		<b>5</b>	<b>10</b>	<b>5.66</b>	<b>36</b>	<b>23</b>	<b>0</b>	<b>0</b>	<b>0</b>	<b>111.1</b>	<b>109</b>	<b>82</b>	<b>70</b>	<b>4</b>	<b>12</b>	<b>96</b>	<b>0</b>	<b>136</b>	<b>32</b>	<b>2</b>

### TYRELL JAMES SCHOFIELD-SAM

IF

Goes by "T.J."

**Born:** Mississauga, Canada, June 20, 2001; **Home:** Brampton, Canada  
**Bats:** Left; **Throws:** Right; **Height:** 6-1; **Weight:** 187

**Obtained:** Selected in the 12<sup>th</sup> round of the 2019 First-Year Player Draft

Signed out of North Park Secondary School by Matthew Higginson...was the No. 7-ranked Canadian prospect prior to the 2019 draft according to Baseball America...won the Bronze Medal with Canada's Junior National Team at the 2018 U18 Pan Am baseball championship...made his full-season debut in 2021 and set career highs in every major batting category.

Year	Club	AVG.	G	AB	R	H	2B	3B	HR	RBI	SH	SF	HP	BB	SO	SB	CS	OBP	SLG	E
2019	AZL A's (R)	.203	22	74	10	15	2	0	0	6	0	0	0	11	18	1	0	.306	.230	8
2021	Stockton (A)	.246	105	391	51	96	20	5	9	62	0	7	13	35	105	6	4	.323	.391	7
2022	Stockton (A)	.259	109	409	51	106	23	3	6	55	0	5	18	22	79	8	5	.322	.374	24
<b>Minor League Totals</b>		<b>.248</b>	<b>236</b>	<b>874</b>	<b>112</b>	<b>217</b>	<b>45</b>	<b>8</b>	<b>15</b>	<b>123</b>	<b>0</b>	<b>12</b>	<b>31</b>	<b>68</b>	<b>202</b>	<b>15</b>	<b>9</b>	<b>.321</b>	<b>.370</b>	<b>39</b>

### MAXWELL CARTER SCHUEMANN

IF

Goes by "Max"

**Born:** Kalamazoo, Michigan, June 11, 1997; **Home:** Portage, Michigan  
**Bats:** Right; **Throws:** Right; **Height:** 6-1; **Weight:** 194

**Obtained:** Selected in the 20<sup>th</sup> round of the 2018 First-Year Player Draft

Signed out of Eastern Michigan University by Richard Sparks...made his full-season debut in 2021 and set career highs in all major batting categories...led the organization in hits (121), runs (83), doubles (25) and stolen bases (52).

Year	Club	AVG.	G	AB	R	H	2B	3B	HR	RBI	SH	SF	HP	BB	SO	SB	CS	OBP	SLG	E
2018	Vermont (A)	.195	45	123	19	24	1	0	0	6	0	2	9	13	31	11	1	.313	.203	7
2019	Beloit (A)	.256	94	340	57	87	29	1	3	35	2	2	14	30	75	25	11	.339	.374	14
2021	Lansing (A)	.224	54	201	43	45	11	1	5	20	1	2	14	25	50	34	2	.347	.363	10
	Midland (AA)	.320	57	219	38	70	13	1	2	21	0	2	7	23	46	17	3	.398	.416	6
	Las Vegas (AAA)	.231	8	26	2	6	1	1	0	1	0	0	0	5	7	1	0	.355	.346	0
2022	Midland (AA)	.290	79	290	62	84	13	3	8	39	6	4	17	50	84	23	5	.418	.438	9
	Las Vegas (AAA)	.143	11	35	5	5	2	0	1	2	0	0	0	6	16	1	1	.268	.286	1
<b>Minor League Totals</b>		<b>.260</b>	<b>348</b>	<b>1234</b>	<b>226</b>	<b>321</b>	<b>70</b>	<b>7</b>	<b>19</b>	<b>124</b>	<b>9</b>	<b>12</b>	<b>61</b>	<b>152</b>	<b>309</b>	<b>112</b>	<b>23</b>	<b>.366</b>	<b>.374</b>	<b>47</b>

### JEFFREY JAMES SCHWARZ

C

Goes by "JJ"

**Born:** Palm Beach Gardens, Florida, March 28, 1996; **Home:** Palm Beach Gardens, Florida

**Bats:** Right; **Throws:** Right; **Height:** 6-2; **Weight:** 215

**Obtained:** Selected in the eighth round of the 2018 First-Year Player Draft

Signed out of the University of Florida by Trevor Schaffer...set career highs in all major counting categories in 2021.

Year	Club	AVG.	G	AB	R	H	2B	3B	HR	RBI	SH	SF	HP	BB	SO	SB	CS	OBP	SLG	E
2018	AZL A's (R)	.389	7	18	5	7	3	0	0	4	0	0	1	6	1	0	0	.560	.556	1
	Vermont (A)	.230	18	61	7	14	2	1	0	6	0	1	1	10	17	0	0	.342	.295	3
2019	Beloit (A)	.179	24	78	6	14	1	0	3	11	0	3	1	10	21	0	0	.272	.308	3
	Stockton (A)	.109	20	64	2	7	1	0	0	3	0	0	0	7	19	0	0	.197	.125	1
2021	Midland (AA)	.240	72	254	30	61	11	1	6	36	0	1	0	37	69	0	0	.336	.362	2
2022	Midland (AA)	.304	68	247	31	75	17	0	8	38	0	4	2	37	68	2	1	.393	.470	0
	Las Vegas (AAA)	.207	12	29	3	6	0	0	1	5	0	1	0	4	11	0	0	.294	.310	1
<b>Minor League Totals</b>		<b>.245</b>	<b>221</b>	<b>751</b>	<b>84</b>	<b>184</b>	<b>35</b>	<b>2</b>	<b>18</b>	<b>103</b>	<b>0</b>	<b>10</b>	<b>5</b>	<b>111</b>	<b>206</b>	<b>2</b>	<b>1</b>	<b>.342</b>	<b>.369</b>	<b>11</b>

### SHANE THOMAS SELMAN

OF

**Born:** Beaumont, Texas, August 30, 1996; **Home:** Crystal Beach, Texas

**Bats:** Right; **Throws:** Left; **Height:** 5-11; **Weight:** 205

**Obtained:** Selected in the 21<sup>st</sup> round of the 2019 First-Year Player Draft

Signed out of McNeese State University by Kelcey Mucker...selected in the 39<sup>th</sup> round of the 2018 First-Year Player Draft by the Boston Red Sox but did not sign.

Year	Club	AVG.	G	AB	R	H	2B	3B	HR	RBI	SH	SF	HP	BB	SO	SB	CS	OBP	SLG	E
2019	AZL A's (R)	.351	10	37	10	13	1	0	0	9	0	4	1	7	2	0	1	.429	.378	1
	Vermont (A)	.140	36	107	10	15	6	1	0	6	0	1	2	13	30	0	0	.244	.215	0
2021	Lansing (A)	.260	78	258	36	67	14	2	12	36	3	1	3	39	79	5	3	.362	.469	4
2022	Midland (AA)	.211	82	270	41	57	13	1	11	41	0	3	8	25	96	2	0	.294	.389	1
<b>Minor League Totals</b>		<b>.226</b>	<b>207</b>	<b>672</b>	<b>97</b>	<b>152</b>	<b>34</b>	<b>4</b>	<b>23</b>	<b>92</b>	<b>3</b>	<b>9</b>	<b>14</b>	<b>84</b>	<b>207</b>	<b>7</b>	<b>4</b>	<b>.321</b>	<b>.391</b>	<b>6</b>

### JESUS MANUEL SILVERIO (MARMOLEJOS)

RHP

**Born:** Puerto Plata, Dominican Republic, July 15, 2002; **Home:** Puerto Plata, Dominican Republic

**Bats:** Right; **Throws:** Right; **Height:** 6-2; **Weight:** 180

**Obtained:** Signed as a free agent to a minor league contract, July 2, 2019

Signed by Yendri Bachelor.

Year	Club	W	L	ERA	G	GS	CG	SHO	SV	IP	H	R	ER	HR	HB	BB	IBB	SO	WP	BK	
2021	DSL A's (R)	0	0	2.57	2	1	0	0	0	7.0	4	2	2	0	2	2	0	8	3	3	
	ACL A's (R)	0	1	3.48	4	3	0	0	0	10.1	11	8	4	0	3	8	0	7	4	0	
2022		(Injured - Did Not Play)																			
<b>Minor League Totals</b>		<b>0</b>	<b>1</b>	<b>3.12</b>	<b>6</b>	<b>4</b>	<b>0</b>	<b>0</b>	<b>0</b>	<b>17.1</b>	<b>15</b>	<b>10</b>	<b>6</b>	<b>0</b>	<b>5</b>	<b>10</b>	<b>0</b>	<b>15</b>	<b>7</b>	<b>3</b>	

### WILLIAM COLE SIMONEIT

C

**Born:** Park Ridge, Illinois, October 14, 1996; **Home:** Glen Ellyn, Illinois

**Bats:** Right; **Throws:** Right; **Height:** 6-4; **Weight:** 225

**Obtained:** Signed as a non-drafted free agent June 22, 2020

Signed out of Wake Forest...spent four seasons at Cornell University, earning All-Ivy League honors his final three seasons...transferred to Wake Forest as a graduate student.

Year	Club	AVG.	G	AB	R	H	2B	3B	HR	RBI	SH	SF	HP	BB	SO	SB	CS	OBP	SLG	E
2021	Lansing (A)	.273	90	322	40	88	20	1	10	53	0	1	6	38	85	7	1	.360	.435	5
2022	Midland (AA)	.258	64	209	42	54	14	0	5	28	0	2	7	38	59	2	2	.387	.397	7
	Las Vegas (AAA)	.293	18	41	11	12	4	0	0	7	0	1	0	8	13	0	0	.400	.390	0
<b>Minor League Totals</b>		<b>.269</b>	<b>174</b>	<b>572</b>	<b>93</b>	<b>154</b>	<b>38</b>	<b>1</b>	<b>15</b>	<b>88</b>	<b>0</b>	<b>4</b>	<b>13</b>	<b>84</b>	<b>157</b>	<b>9</b>	<b>3</b>	<b>.373</b>	<b>.418</b>	<b>12</b>

### THOMAS GREENE STEVENSON

INF

Goes by "Tommy"

**Born:** St. Louis, Missouri, September 13, 2000; **Home:** Ballwin, Missouri

**Bats:** Right; **Throws:** Right; **Height:** 6-4; **Weight:** 225

**Obtained:** Selected in the 19th round of the 2022 First Year Player Draft

Was signed by A's scout Steve Abney...played collegiately at Missouri Southern State University...was a two-time 2nd Team All-MIAA Catcher...hit .350 in his collegiate career with 37 doubles, four triples, 32 home runs, and 110 RBI.

Year	Club	AVG.	G	AB	R	H	2B	3B	HR	RBI	SH	SF	HP	BB	SO	SB	CS	OBP	SLG	E
2022	ACL A's (R)	.000	2	5	1	0	0	0	0	0	0	0	1	0	4	0	0	.167	.000	0
2022	Stockton (A)	.239	23	92	9	22	6	0	2	11	0	0	0	7	38	0	0	.293	.370	1
<b>Minor League Totals</b>		<b>.227</b>	<b>25</b>	<b>97</b>	<b>10</b>	<b>22</b>	<b>6</b>	<b>0</b>	<b>2</b>	<b>11</b>	<b>0</b>	<b>0</b>	<b>1</b>	<b>7</b>	<b>42</b>	<b>0</b>	<b>0</b>	<b>.286</b>	<b>.351</b>	<b>1</b>

### JACOB DANIEL SUDDLESON

OF

Goes by "Jake"

**Born:** Los Angeles, California, December 30, 1997; **Home:** Pacific Palisades, California

**Bats:** Right; **Throws:** Right; **Height:** 6-3; **Weight:** 210

**Obtained:** Signed as a non-drafted free agent July 6, 2020

Signed out of Harvard University by Roland Vaughn...earned Ivy League Player of the Year honors in 2019.

Year	Club	AVG.	G	AB	R	H	2B	3B	HR	RBI	SH	SF	HP	BB	SO	SB	CS	OBP	SLG	E
2021	Lansing (A)	.284	24	95	15	27	9	1	4	19	0	2	3	7	24	1	0	.346	.526	1
	Midland (AA)	.250	67	236	39	59	6	1	7	23	0	1	10	26	56	1	0	.348	.373	2
2022	Midland (AA)	.243	11	37	4	9	1	0	1	5	0	1	1	5	13	0	0	.341	.351	0
<b>Minor League Totals</b>		<b>.258</b>	<b>102</b>	<b>368</b>	<b>58</b>	<b>95</b>	<b>16</b>	<b>2</b>	<b>12</b>	<b>47</b>	<b>0</b>	<b>4</b>	<b>14</b>	<b>38</b>	<b>93</b>	<b>2</b>	<b>0</b>	<b>.347</b>	<b>.410</b>	<b>3</b>

### ANDREW PATRICK SWIFT

IF

Goes by "Drew"

**Born:** Chandler, Arizona, February 15, 1999; **Home:** Chandler, Arizona

**Bats:** Right; **Throws:** Right; **Height:** 6-1; **Weight:** 165

**Obtained:** Selected in the eighth round of the 2021 First-Year Player Draft

Signed by Jeffrey Urlaub out of Arizona State University...led the team with a .365 average in 2020...overall, batted .277 with seven home runs and 89 RBI in 172 games over four collegiate seasons.

Year	Club	AVG.	G	AB	R	H	2B	3B	HR	RBI	SH	SF	HP	BB	SO	SB	CS	OBP	SLG	E
2021	ACL A's (R)	.000	2	4	2	0	0	0	0	0	0	0	1	1	2	0	0	.333	.000	0
	Lansing (A)	.174	32	92	18	16	5	0	1	5	2	1	2	21	34	12	1	.336	.261	1
2022	Lansing (A)	.253	59	221	38	56	8	1	1	16	0	1	4	30	61	21	2	.352	.312	4
<b>Minor League Totals</b>		<b>.227</b>	<b>93</b>	<b>317</b>	<b>58</b>	<b>72</b>	<b>13</b>	<b>1</b>	<b>2</b>	<b>21</b>	<b>2</b>	<b>2</b>	<b>7</b>	<b>52</b>	<b>97</b>	<b>33</b>	<b>3</b>	<b>.347</b>	<b>.293</b>	<b>5</b>

### COLBY GRANT THOMAS

OF

**Born:** Gainesville, Georgia, January 26, 2001; **Home:** Valdosta, Georgia

**Bats:** Right; **Throws:** Right; **Height:** 6-0; **Weight:** 190

**Obtained:** Selected in the third round of the 2022 First Year Player Draft

Was signed by Jemel Spearman...graduated from Valdosta HS (GA)...played collegiately at Mercer College...was a .292 career hitter in college with 35 doubles, three triples, 32 home runs, 100 RBI, and 26 stolen bases across three seasons from 2020-2022.

Year	Club	AVG.	G	AB	R	H	2B	3B	HR	RBI	SH	SF	HP	BB	SO	SB	CS	OBP	SLG	E
2022																				
(Injured — Did Not Play)																				
<b>Minor League Totals</b>																				



## SHOHEI TOMIOKA

RHP

**Born:** Kurobe, Japan, February 29, 1996; **Home:** Kurobe, Japan  
**Bats:** Right; **Throws:** Right; **Height:** 6-0; **Weight:** 190  
**Obtained:** Signed as a minor league free agent February 6, 2020

Signed by Toshiyuki Tomizuka.

Year	Club	W	L	ERA	G	GS	CG	SHO	SV	IP	H	R	ER	HR	HB	BB	IBB	SO	WP	BK
2021	Lansing (A)	6	7	4.65	25	9	0	0	0	71.2	71	47	37	6	9	25	0	78	8	2
2022	Lansing (A)	0	4	7.32	21	2	0	0	2	35	49	32	29	6	6	19	0	29	4	0
<b>Minor League Totals</b>		<b>6</b>	<b>11</b>	<b>5.53</b>	<b>46</b>	<b>11</b>	<b>0</b>	<b>0</b>	<b>2</b>	<b>107</b>	<b>120</b>	<b>79</b>	<b>66</b>	<b>12</b>	<b>15</b>	<b>44</b>	<b>0</b>	<b>107</b>	<b>12</b>	<b>2</b>

## CAEDEN DIESEN TRENKLE

OF

**Born:** Hillsboro, Texas, June 29, 2001; **Home:** Hillsboro, Texas  
**Bats:** Left; **Throws:** Left; **Height:** 5-10; **Weight:** 179  
**Obtained:** Selected in the ninth round of the 2022 First-Year Player Draft

Signed out of Oklahoma State University by A's scout Fletcher Byrd...was an All-Big 12 honorable mention in 2021 after starting 50 games...posted a career .292/.405/.478 slashline for the Cowboys with 14 home runs and 91 RBI.

Year	Club	AVG.	G	AB	R	H	2B	3B	HR	RBI	SH	SF	HP	BB	SO	SB	CS	OBP	SLG	E
2022	ACL A's (R)	.333	2	6	1	2	0	0	0	1	0	0	0	3	0	0	.333	.333	0	
2022	Stockton (A)	.304	27	115	20	35	3	3	1	15	1	2	1	11	31	5	3	.364	.409	0
<b>Minor League Totals</b>		<b>.306</b>	<b>29</b>	<b>121</b>	<b>21</b>	<b>37</b>	<b>3</b>	<b>3</b>	<b>1</b>	<b>16</b>	<b>1</b>	<b>2</b>	<b>1</b>	<b>11</b>	<b>34</b>	<b>5</b>	<b>3</b>	<b>.363</b>	<b>.405</b>	<b>0</b>

## COOPER STEVEN UHL

C

**Born:** Newport Beach, California, October 19, 1997; **Home:** Mission Viejo, California  
**Bats:** Right; **Throws:** Right; **Height:** 5-10; **Weight:** 198  
**Obtained:** Signed as a free agent to a minor league contract, June 29, 2020

Signed by Dillon Tung out of Loyola Marymount University...earned WCC Defensive Player of the Year honors as a sophomore...batted .254 with two home runs and 64 RBI in four college seasons.

Year	Club	AVG.	G	AB	R	H	2B	3B	HR	RBI	SH	SF	HP	BB	SO	SB	CS	OBP	SLG	E
2021	ACL A's (R)	.000	3	4	0	0	0	0	0	0	0	0	0	0	1	0	0	.000	.000	1
	Stockton (A)	.160	20	50	6	8	2	0	1	4	0	0	0	11	16	0	0	.311	.260	0
	Lansing (A)	.115	10	26	2	3	0	0	0	3	0	0	1	3	12	0	0	.233	.115	0
	Las Vegas (AAA)	.000	2	2	0	0	0	0	0	0	0	0	1	1	0	0	0	.333	.000	0
2022	Stockton (A)	.167	47	120	12	20	3	0	2	12	3	0	9	20	45	0	1	.329	.242	7
<b>Minor League Totals</b>		<b>.153</b>	<b>85</b>	<b>202</b>	<b>20</b>	<b>31</b>	<b>5</b>	<b>0</b>	<b>3</b>	<b>19</b>	<b>3</b>	<b>0</b>	<b>10</b>	<b>35</b>	<b>75</b>	<b>0</b>	<b>1</b>	<b>.308</b>	<b>.223</b>	<b>8</b>

## SAHID VALENZUELA (CASTILLO)

IF

**Born:** Yuma, Arizona, September 16, 1997; **Home:** Somerton, Arizona  
**Bats:** Both; **Throws:** Right; **Height:** 5-8; **Weight:** 185  
**Obtained:** Selected in the 13<sup>th</sup> round of the 2019 First-Year Player Draft

Signed out of the Cal State Fullerton by Anthony Aliotti...did not play after signing in 2019 due to injury.

Year	Club	AVG.	G	AB	R	H	2B	3B	HR	RBI	SH	SF	HP	BB	SO	SB	CS	OBP	SLG	E
2021	Stockton (A)	.216	60	199	32	43	9	2	1	16	1	0	8	23	51	4	0	.322	.296	8
2022	Lansing (A)	.197	49	152	16	30	6	0	0	11	2	0	2	11	39	1	2	.261	.237	9
	Midland (AA)	.211	25	90	14	19	4	0	4	11	0	0	0	5	17	0	1	.253	.389	1
<b>Minor League Totals</b>		<b>.209</b>	<b>134</b>	<b>441</b>	<b>62</b>	<b>92</b>	<b>19</b>	<b>2</b>	<b>5</b>	<b>38</b>	<b>3</b>	<b>0</b>	<b>10</b>	<b>39</b>	<b>107</b>	<b>5</b>	<b>3</b>	<b>.288</b>	<b>.295</b>	<b>18</b>

## ROBIN ANTONIO VAZQUEZ (VALLEJO)

RHP

**Born:** Sabana Grande de Palenque, Dominican Republic, April 15, 1998; **Home:** Sabana Grande de Palenque, Dominican Republic  
**Bats:** Right; **Throws:** Right; **Height:** 6-2; **Weight:** 217  
**Obtained:** Signed as a free agent to a minor league deal on July 2, 2018

Signed by Wilfredo Magallanes.

Year	Club	W	L	ERA	G	GS	CG	SHO	SV	IP	H	R	ER	HR	HB	BB	IBB	SO	WP	BK
2018	DSL A's (R)	1	3	2.33	8	4	0	0	1	27.0	21	12	7	0	4	14	0	16	4	0
2019	AZL A's (R)	1	1	5.66	14	10	0	0	0	49.1	58	40	31	6	9	18	0	62	11	1
2021	ACL A's (R)	2	2	4.56	13	4	0	0	1	25.2	26	14	13	0	2	18	2	21	7	2
	Stockton (A)	0	0	4.26	6	0	0	0	0	12.2	14	8	6	1	2	7	0	14	1	1
2022	Stockton (A)	0	3	8.76	37	0	0	0	1	50	78	55	49	8	11	33	0	45	18	1
<b>Minor League Totals</b>		<b>4</b>	<b>9</b>	<b>5.78</b>	<b>78</b>	<b>18</b>	<b>0</b>	<b>0</b>	<b>3</b>	<b>165</b>	<b>197</b>	<b>129</b>	<b>106</b>	<b>15</b>	<b>28</b>	<b>90</b>	<b>2</b>	<b>158</b>	<b>41</b>	<b>5</b>

### JAKE MATTHEW WALKINSHAW

RHP

**Born:** Seymour, Connecticut, July 7, 1996; **Home:** Seymour, Connecticut

**Bats:** Right; **Throws:** Right; **Height:** 6-3; **Weight:** 205

**Obtained:** Selected in the 36<sup>th</sup> round of the 2019 First-Year Player Draft

Signed out of Southern New Hampshire University by Ronald Vaughn...earned First-Team D2CCA East All-Region and First-Team Northeast-10 All-Conference honors in 2019.

Year	Club	W	L	ERA	G	GS	CG	SHO	SV	IP	H	R	ER	HR	HB	BB	IBB	SO	WP	BK
2019	AZL A's (R)	2	0	3.28	18	0	0	0	1	24.2	26	11	9	1	1	4	0	29	6	0
2021	Stockton (A)	5	4	4.85	16	14	0	0	0	72.1	82	43	39	6	3	25	0	63	11	1
2022	ACL A's (R)	0	0	1.93	2	2	0	0	0	4	5	1	1	0	0	1	0	4	2	0
	Lansing (A)	3	1	3.83	9	8	0	0	0	40.0	37	18	17	5	1	11	1	43	3	0
	Las Vegas (AAA)	1	0	3.44	6	0	0	0	1	18.1	21	9	7	3	0	4	0	11	0	0
<b>Minor League Totals</b>		<b>11</b>	<b>5</b>	<b>4.11</b>	<b>51</b>	<b>24</b>	<b>0</b>	<b>0</b>	<b>2</b>	<b>160</b>	<b>171</b>	<b>82</b>	<b>73</b>	<b>15</b>	<b>5</b>	<b>45</b>	<b>1</b>	<b>150</b>	<b>22</b>	<b>1</b>

### JACOB WATTERS

RHP

**Born:** Rocky Gap, Virginia, March 3, 2001; **Home:** Rocky Gap, Virginia

**Bats:** Right; **Throws:** Right; **Height:** 6-4; **Weight:** 230

**Obtained:** Selected in the fourth round of the 2022 First Year Player Draft

Signed out of West Virginia University by A's scout Tripp Faulk...struck out 139 batters over 94 career innings...made 42 career appearances (12 starts).

Year	Club	W	L	ERA	G	GS	CG	SHO	SV	IP	H	R	ER	HR	HB	BB	IBB	SO	WP	BK
2022	ACL A's (R)	0	0	0.00	1	0	0	0	0	1	0	0	0	0	0	1	0	1	1	0
2022	Lansing (A)	0	0	0.00	2	2	0	0	0	3.0	1	1	0	0	1	3	0	2	1	0
<b>Minor League Totals</b>		<b>0</b>	<b>0</b>	<b>0.00</b>	<b>3</b>	<b>2</b>	<b>0</b>	<b>0</b>	<b>0</b>	<b>4</b>	<b>1</b>	<b>1</b>	<b>0</b>	<b>0</b>	<b>1</b>	<b>4</b>	<b>0</b>	<b>3</b>	<b>2</b>	<b>0</b>

### JOHN EDWARD WEISENBURGER III

RHP

Goes by "Jack"

**Born:** Winston-Salem, North Carolina, October 8, 1997; **Home:** Belmont, Michigan

**Bats:** Right; **Throws:** Right; **Height:** 6-3; **Weight:** 220

**Obtained:** Selected in the 20<sup>th</sup> round of the 2019 First Year Player Draft

Signed out of the University of Michigan by Richard Sparks.

Year	Club	W	L	ERA	G	GS	CG	SHO	SV	IP	H	R	ER	HR	HB	BB	IBB	SO	WP	BK
2019	AZL A's (R)	0	1	3.00	11	1	0	0	4	15.0	7	6	5	0	1	10	0	28	7	0
2021	Lansing (A)	0	1	1.76	13	0	0	0	4	15.1	9	3	3	0	2	4	0	26	1	2
	Midland (AA)	4	0	4.58	28	0	0	0	1	37.1	37	20	19	5	1	32	1	48	9	0
2022	Midland (AA)	1	0	4.82	8	0	0	0	3	9	6	5	5	2	0	3	0	11	1	0
<b>Minor League Totals</b>		<b>5</b>	<b>2</b>	<b>3.74</b>	<b>60</b>	<b>1</b>	<b>0</b>	<b>0</b>	<b>12</b>	<b>77</b>	<b>59</b>	<b>34</b>	<b>32</b>	<b>7</b>	<b>4</b>	<b>49</b>	<b>1</b>	<b>113</b>	<b>18</b>	<b>2</b>

### BROCK MITCHELL WHITTLESEY

RHP

**Born:** Mesa, Arizona, February 27, 1997; **Home:** Mesa, Arizona

**Bats:** Right; **Throws:** Right; **Height:** 6-3; **Weight:** 210

**Obtained:** Signed as an undrafted free agent July 10, 2019

Signed by Scott Cousins...made his full-season debut in 2021, setting career highs in all categories.

Year	Club	W	L	ERA	G	GS	CG	SHO	SV	IP	H	R	ER	HR	HB	BB	IBB	SO	WP	BK
2019	AZL A's (R)	5	3	4.50	18	0	0	0	1	28.0	35	21	14	0	4	4	0	29	1	0
2021	Stockton (A)	0	0	0.00	9	0	0	0	2	10.1	6	0	0	0	0	0	0	10	0	0
	Lansing (A)	5	2	4.47	32	1	0	0	5	46.1	45	26	23	4	5	11	0	52	2	0
2022	Lansing (A)	3	2	2.90	33	0	0	0	3	49	54	24	16	5	1	19	0	30	1	0
	Midland (AA)	0	2	12.46	8	0	0	0	0	13.0	24	19	18	3	1	5	1	7	1	0
<b>Minor League Totals</b>		<b>13</b>	<b>9</b>	<b>4.34</b>	<b>100</b>	<b>1</b>	<b>0</b>	<b>0</b>	<b>11</b>	<b>147</b>	<b>164</b>	<b>90</b>	<b>71</b>	<b>12</b>	<b>11</b>	<b>39</b>	<b>1</b>	<b>128</b>	<b>5</b>	<b>0</b>

**JOSEPH ANDREW WIELAND**

**RHP**

**Born:** Reno, Nevada, January 21, 1990; **Home:** Scottsdale, Arizona  
**Bats:** Right; **Throws:** Right; **Height:** 6-2; **Weight:** 205  
**Obtained:** Signed as a free agent to a minor league contract, January 11, 2023

Year	Club	W	L	ERA	G	GS	CG	SHO	SV	IP	H	R	ER	HR	HB	BB	IBB	SO	WP	BK
2008	ACL Rangers (R)	5	1	1.44	13	7	0	0	0	43	32	8	7	2	4	8	0	41	3	0
2009	Hickory (A)	4	6	5.31	19	18	0	0	0	83.0	102	67	49	7	5	24	4	73	6	0
2010	Hickory (A)	7	4	3.34	15	15	2	1	0	89.0	84	36	33	4	3	15	0	71	1	0
	Bakersfield (A+)	4	3	5.19	11	10	0	0	0	59.0	67	36	34	6	2	10	0	62	4	1
2011	Myrtle Beach (A+)	6	3	2.10	14	13	1	1	0	85.2	78	23	20	7	2	4	0	96	7	0
	Frisco (AA)	4	0	1.23	7	7	1	1	0	44.0	35	9	6	2	0	11	0	36	1	0
	San Antonio (AA)	3	1	2.77	5	5	0	0	0	26.0	23	10	8	0	2	6	0	18	1	0
2012	Tucson (AAA)	0	1	3.52	2	2	0	0	0	7.2	10	3	3	0	0	2	0	11	0	0
2014	ACL Padres (R)	0	1	3.00	3	3	0	0	0	6.0	3	2	2	0	0	1	0	10	1	0
	San Antonio (AA)	0	1	2.00	2	2	0	0	0	9.0	8	3	2	1	0	1	0	6	1	0
	El Paso (AAA)	2	1	3.42	4	4	0	0	0	23.2	22	9	9	1	0	4	0	20	0	0
2015	Oklahoma City (AAA)	10	5	4.59	22	21	1	1	0	113.2	135	64	58	7	3	25	0	92	2	1
2016	Tacoma (AAA)	14	6	5.43	26	24	0	0	0	124.1	154	82	75	15	5	39	0	118	10	0
2022	GCL Rays (R)	1	0	0.00	3	0	0	0	0	6.2	3	0	0	0	0	0	0	7	0	0
	Durham (AAA)	0	1	3.00	5	3	0	0	0	12.0	11	7	4	2	0	4	0	8	0	0
<b>Minor League Totals</b>		<b>60</b>	<b>34</b>	<b>3.80</b>	<b>151</b>	<b>134</b>	<b>5</b>	<b>4</b>	<b>0</b>	<b>733.1</b>	<b>767</b>	<b>359</b>	<b>310</b>	<b>54</b>	<b>26</b>	<b>154</b>	<b>4</b>	<b>669</b>	<b>37</b>	<b>2</b>

**JACK TANNER WINKLER**

**IF**

**Born:** Littleton, Colorado, November 4, 1998; **Home:** Littleton, Colorado  
**Bats:** Right; **Throws:** Right; **Height:** 6-2; **Weight:** 195  
**Obtained:** Selected in the 10<sup>th</sup> round of the 2021 First-Year Player Draft

Signed by Troy Stewart...played collegiately at University of San Francisco...batted .276 with 14 home runs and 104 RBI in 673 at bats over four seasons.

Year	Club	AVG.	G	AB	R	H	2B	3B	HR	RBI	SH	SF	HP	BB	SO	SB	CS	OBP	SLG	E
2021	ACL A's (R)	.286	9	28	2	8	2	1	0	3	0	1	0	2	6	2	0	.323	.429	1
	Stockton (A)	.148	15	61	8	9	3	0	0	2	0	0	2	5	14	2	2	.235	.197	1
2022	Lansing (A)	.267	60	206	31	55	9	1	4	25	0	0	6	22	37	4	2	.355	.379	10
<b>Minor League Totals</b>		<b>.244</b>	<b>84</b>	<b>295</b>	<b>41</b>	<b>72</b>	<b>14</b>	<b>2</b>	<b>4</b>	<b>30</b>	<b>0</b>	<b>1</b>	<b>8</b>	<b>29</b>	<b>57</b>	<b>8</b>	<b>4</b>	<b>.327</b>	<b>.346</b>	<b>12</b>

**DALLAS MICHAEL WOOLFOLK**

**RHP**

**Born:** Memphis, Tennessee, October 30, 1996; **Home:** Olive Branch, Mississippi  
**Bats:** Right; **Throws:** Right; **Height:** 6-2; **Weight:** 238  
**Obtained:** Selected in the 13<sup>th</sup> round of the 2018 First-Year Player Draft

Signed out of the University of Mississippi by Kelcey Mucker...made his full-season debut in 2021 and set career highs in all major counting categories.

Year	Club	W	L	ERA	G	GS	CG	SHO	SV	IP	H	R	ER	HR	HB	BB	IBB	SO	WP	BK
2018	AZL A's (R)	2	1	7.31	11	0	0	0	2	16.0	14	16	13	3	0	16	0	20	5	0
2019	AZL A's (R)	0	0	2.25	3	0	0	0	0	4.0	1	1	1	0	0	2	0	4	0	0
2021	ACL A's (R)	0	0	15.43	2	0	0	0	0	2.1	2	5	4	0	2	0	5	0	0	0
	Stockton (A)	1	3	6.68	23	1	0	0	1	33.2	38	30	25	5	1	31	0	29	8	0
2022	(Injured - Did Not Play)																			
<b>Minor League Totals</b>		<b>3</b>	<b>4</b>	<b>6.91</b>	<b>39</b>	<b>1</b>	<b>0</b>	<b>0</b>	<b>3</b>	<b>56.0</b>	<b>55</b>	<b>52</b>	<b>43</b>	<b>8</b>	<b>1</b>	<b>51</b>	<b>0</b>	<b>58</b>	<b>13</b>	<b>0</b>

**JOSHWAN ABDIEL WRIGHT (PITTY)**

**IF**

**Born:** Changuinola, Panama, November 9, 2000; **Home:** Changuinola, Panama  
**Bats:** Right; **Throws:** Right; **Height:** 5-6; **Weight:** 196  
**Obtained:** Signed as a free agent to a minor league deal on July 2, 2017

Signed by Juan Mosquera...made his full-season debut in 2021, setting career highs in all major counting categories.

Year	Club	AVG.	G	AB	R	H	2B	3B	HR	RBI	SH	SF	HP	BB	SO	SB	CS	OBP	SLG	E
2018	DSL A's (R)	.230	53	165	18	38	7	1	0	15	1	0	4	20	21	4	4	.328	.285	9
2019	AZL A's (R)	.330	50	191	37	63	9	4	0	37	0	4	3	17	25	4	2	.386	.419	11
2021	Stockton (A)	.243	84	317	45	77	17	1	5	46	3	2	7	29	64	5	2	.318	.350	9
2022	Lansing (A)	.274	81	274	30	75	13	4	1	22	1	2	2	17	46	5	3	.319	.361	11
<b>Minor League Totals</b>		<b>.267</b>	<b>268</b>	<b>947</b>	<b>130</b>	<b>253</b>	<b>46</b>	<b>10</b>	<b>6</b>	<b>120</b>	<b>5</b>	<b>8</b>	<b>16</b>	<b>83</b>	<b>156</b>	<b>18</b>	<b>11</b>	<b>.334</b>	<b>.356</b>	<b>40</b>

### CHEN ZHONG-AO ZHUANG

RHP

**Born:** Taipei, Taiwan, August 25, 2000; **Home:** Hualien, Taiwan

**Bats:** Right; **Throws:** Right; **Height:** 6-1; **Weight:** 190

**Obtained:** Signed as a free agent to a minor league contract, November 24, 2021

Was signed by Adam Hislop.

Year	Club	W	L	ERA	G	GS	CG	SHO	SV	IP	H	R	ER	HR	HB	BB	IBB	SO	WP	BK
2022	Stockton (A)	0	4	4.71	8	8	0	0	0	42	46	35	22	9	2	9	0	43	0	1
<b>Minor League Totals</b>		<b>0</b>	<b>4</b>	<b>4.71</b>	<b>8</b>	<b>8</b>	<b>0</b>	<b>0</b>	<b>0</b>	<b>42</b>	<b>46</b>	<b>35</b>	<b>22</b>	<b>9</b>	<b>2</b>	<b>9</b>	<b>0</b>	<b>43</b>	<b>0</b>	<b>1</b>

### ORGANIZATIONAL PLAYER AND PITCHER OF THE YEAR

1995	Steve Cox, Derek Manning	2009	Chris Carter, Pedro Figueroa
1996	D.T. Cromer, Willie Adams	2010	Grant Green, Ian Krol
1997	Ben Grieve, Brad Rigby	2011	Michael Choice/Jermaine Mitchell, Graham Godfrey
1998	Eric Chavez, Jay Witasick	2012	Miles Head, A.J. Griffin/Dan Straily
1999	Adam Piatt, Tim Hudson	2013	Anthony Aliotti, Sonny Gray
2000	Jose Ortiz, Barry Zito	2014	Dan Robertson/Matt Olson, Seth Streich
2001	Esteban German, Mario Ramos	2015	Chad Pinder, Ryan Dull
2002	Graham Koonce, Rich Harden	2016	Ryon Healy, Daniel Mengden
2003	Graham Koonce, Rich Harden	2017	Matt Olson, A.J. Puk
2004	Dan Johnson, Jairo Garcia	2018	Ramón Laureano, Jesús Luzardo
2005	Andre Ethier, Dallas Braden	2019	Seth Brown, Daulton Jefferies
2006	Jeff Baisley, Jason Windsor	2020	No minor league season
2007	Daric Barton, Trevor Cahill	2021	Nick Allen, Colin Peluse
2008	Chris Carter, Trevor Cahill	2022	Tyler Soderstrom, Hogan Harris

# 2022 DRAFT PICKS

Rd	Name	Pos	Year	School	Hometown	B/T	Ht	Wt
1	Daniel Susac	C	SO	Arizona	Roseville, CA	R/R	6-4	218
2	Henry Bolte	CF	HS	Palo Alto High School	Palo Alto, CA	R/R	6-3	195
CB-B	Clark Elliott	OF	JR	Michigan	Barrington, IL	L/R	6-0	183
3	Colby Thomas	OF	JR	Mercer	Valdosta, GA	R/R	6-0	190
4	Jacob Watters	RHP	JR	West Virginia	Rocky Gap, VA	R/R	6-4	230
5	Jack Perkins	RHP	SR	Indiana	Kokomo, IN	R/R	6-1	220
6	Brennan Milone	3B	JR	Oregon	Woodstock, GA	R/R	6-1	198
7	Yeniel Laboy	3B	HS	Carlos Beltran Baseball Academy	Arecibo, PR	L/R	6-3	196
8	Micah Dallas	RHP	SR	Texas A&M	Aubrey, TX	R/R	6-2	215
9	Caeden Trenkle	OF	SO	Oklahoma State	Hillsboro, TX	L/L	5-10	179
10	Brock Rodden	2B	JR	Wichita State	Oktaha, OK	S/R	5-9	170
11	Christian Oppor	LHP	HS	Columbus HS	Columbus, WI	L/L	6-1	175
12	T.J. Czyz	RHP	JR	Cosumnes River College	Reno, NV	R/R	6-2	175
13	Jake Pfenngs	RHP	SR	Oregon State	Post Falls, ID	R/R	6-7	215
14	Jamaliel Rosado, Jr.	SS	HS	Leadership Christian Academy	Carolina, PR	R/R	6-3	195
15	Mark Adamiak	RHP	JR	Arkansas	Shawnee, KS	R/R	6-4	230
16	Blaze Pontes	RHP	SR	Hawaii	Milliani, HI	R/R	6-0	185
17	Jake Garland	RHP	JR	Miami	Jupiter, FL	R/R	6-5	236
18	Vince Reilly	RHP	JR	Grand Canyon University	Moorpark, CA	R/R	5-10	160
19	Tommy Stevenson	1B	JR	Missouri Southern State	St. Louis, MO	R/R	6-4	230
20	Derek True	RHP	JR	Cal Poly San Luis Obispo	Carpinteria, CA	R/R	6-2	180

Bold indicates players signed

## A'S FIRST ROUND DRAFT PICKS

1965 Rick Monday, OF	1986 Scott Hemond, C	2003 Brad Sullivan, RHP
1966 Reggie Jackson, OF	1987 Lee Tinsley, OF	Brian Snyder, 3B (11)
1967 Brian Bickerton, LHP	1988 Stan Royer, 3B	2004 Landon Powell, C (12)
1968 Pete Broberg, RHP*	1989 None (3)	Richie Robnett, OF
1969 Dan Stanhouse, RHP/SS	1990 Todd Van Poppel, RHP (4)	2005 Cliff Pennington, SS
1970 Dan Ford, OF	Don Peters, RHP	2006 None (13)
1971 William Daniels, RHP	1991 Brent Gates, SS	2007 James Simmons, RHP
1972 Chet Lemon, SS	1992 Benji Grigsby, RHP	2008 Jemile Weeks, 2B
1973 Randy Scarbery, RHP	1993 John Wasdin, RHP	2009 Grant Green, SS
1974 Jerry Johnson, C*	1994 Ben Grieve, OF	2010 Michael Choice, OF
1975 Bruce Robinson, C	1995 Ariel Prieto, RHP	2011 Sonny Gray, RHP
1976 Mike Sullivan, RHP*	1996 Eric Chavez, SS	2012 Addison Russell, SS
1977 Craig Harris, RHP	1997 Chris Enochs, RHP	2013 Billy McKinney, OF
1978 Mike Morgan, RHP	Eric DuBose, LHP (5)	2014 Matt Chapman, 3B
Tim Conroy, LHP (1)	1998 Mark Mulder, LHP	2015 Richie Martin, SS
1979 Juan Bustabad, INF*	1999 Barry Zito, LHP	2016 A.J. Puk, LHP
1980 Mike King, LHP	2000 None (6)	2017 Austin Beck, CF
1981 Tim Pyznarski, 3B	2001 Bobby Crosby, SS	2018 Kyle Murray, CF
1982 None (2)	Jeremy Bonderman, RHP (7)	2019 Logan Davidson, SS
1983 Stan Hilton, RHP	2002 Nick Swisher, OF (8)	2020 Tyler Soderstrom, C
1984 Mark McGwire, 1B	Joe Blanton, RHP (9)	2021 Max Muncy, SS
1985 Walt Weiss, SS	John McCurdy, SS	2022 Daniel Susac, C
	Ben Fritz, RHP (10)	

\* Did not sign with A's

- (1) Compensation for the loss of free agent Mike Jorgensen
- (2) Choice to Boston as compensation for Joe Rudi
- (3) Choice to Seattle as compensation for Mike Moore
- (4) Compensation for the loss of free agent Dave Parker
- (5) Compensation for the loss of free agent Mike Bordick
- (6) Choice to Anaheim as compensation for Mike Magnante
- (7) Compensation for the loss of free agent Kevin Appier
- (8) Compensation for the loss of free agent Johnny Damon
- (9) Compensation for the loss of free agent Jason Giambi
- (10) Compensation for the loss of free agent Jason Istringhausen
- (11) Compensation for the loss of free agent Ray Durham
- (12) Compensation for the loss of free agent Keith Foulke
- (13) Choice to Washington as compensation for Estaban Loaiza





**Tony Kemp was the 2022 recipient of the Dave Stewart Community Service Award.**

**MISCELLANEOUS**

# OAKLAND COLISEUM



The Oakland Coliseum has served as the home for the A's since the franchise moved to Oakland in 1968.

The A's have used the facility to their advantage over the years, posting a 1082-812 (.571) home record over the last 24 seasons, which is sixth best in the majors. In 2003, the A's set an Oakland record for home wins as they finished with a 57-24 (.704) record in the Coliseum, marking the most home wins in franchise history since 1931 when the Philadelphia Athletics went 60-15 at home. In addition, two of the A's World Championships have been clinched on the Coliseum's turf.

The facility is conveniently located adjacent to I-880 with two exits (Hegenberger Road/66th Avenue) leading directly to the complex. Along with the Oakland Arena, which is located adjacent, it is the only major entertainment facility with a dedicated stop on the Bay Area Rapid Transit (BART) system. The Oakland International Airport is less than a two-mile drive from the Coliseum with shuttle service to several local hotels and restaurants.

In October of 1995, the Coliseum began a one-year, \$120 million renovation project that added 22,000 new seats, 90 luxury suites, two private clubs and two state-of-the-art scoreboards.

As part of the team's new 10-year lease arrangement prior to the 2015 season, an additional \$10 million in improvements was added, including the installation of new High Definition Video boards and the addition of the Treehouse and the A's Stomping Ground.

The first crowd filled the Oakland-Alameda County Coliseum on Sept. 8, 1966, when the AFL's Oakland Raiders played the Kansas City Chiefs. The adjacent arena celebrated its grand opening on Nov. 9, 1966, when the Oakland Seals met the San Diego Gulls in hockey. The first A's game came on April 17, 1968 against the Baltimore Orioles.

In the ensuing 55 years, the facility has hosted every conceivable event in the entertainment industry, including concerts, conventions and other large gatherings. Audiences numbering over 100 million have made the Coliseum and Arena the premier entertainment facilities in Northern California.

## OAKLAND COLISEUM QUICK FACTS

**Location:** Adjacent to 880 freeway between Hegenberger Road and 66th Avenue  
**Seating Capacity:** 46,847  
**Parking Capacity:** 8500 slots  
**Ground Breaking:** April 15, 1964  
**First Event:** Oakland Raiders vs. Kansas City Chiefs, Sept. 8, 1966  
**First Baseball Game:** Oakland A's vs. Baltimore Orioles, Apr. 17, 1968  
**Complex Area:** 120 acres  
**Surface:** Natural Grass  
**Elevation:** 22' below sea level

### STADIUM DIMENSIONS

**Left Field Line:** 330 feet  
**Straight Away Left Field:** 367 feet  
**Left Center Field:** 362 feet  
**Left Center Power Alley:** 388 feet  
**Straight Away Center Field:** 400 feet  
**Height of Wall:** 8 feet down the lines and to center field; 15 feet in the alleys  
**Distance Between First and Third Base to Bullpen Mounds:** 100 feet  
**Distance Between First and Third Base to Middle of Dugouts:** 75 feet

**Right Field Line:** 330 feet  
**Straight Away Right Field:** 367 feet  
**Right Center Field:** 362 feet  
**Right Center Power Alley:** 388 feet



# COLISEUM ATTENDANCE RECORDS

## YEARLY ATTENDANCE TOTALS

Year	Home Dates	Total Home Attendance	Home Average	Single Game High-Home	Road Dates	Total Road Attendance	Road Average
1968	78	837,466	10,737	47,233, Apr. 17 vs. Baltimore	68	960,210	14,121
1969	72	778,232	10,809	35,243, May 10 vs. New York	71	992,124	13,974
1970	77	778,355	10,109	48,758, June 6 vs. Detroit	73	971,568	13,309
1971	73	914,993	12,534	42,970, May 22 vs. Minnesota	70	1,222,741	17,468
1972	70	921,323	13,162	47,741, June 12 vs. Baltimore	71	1,115,553	15,712
1973	79	1,000,763	12,668	47,570, Sept. 10 vs. Kansas City	75	1,382,250	18,430
1974	76	845,693	11,128	47,570, July 8 vs. Cleveland	77	1,526,630	19,826
1975	77	1,075,518	13,968	46,378, Aug. 11 vs. Boston	72	1,436,383	19,950
1976	79	780,593	9,881	42,592, July 24 vs. Kansas City	74	1,392,109	18,812
1977	72	495,412	6,881	32,346, May 16 vs. New York	75	1,195,138	15,935
1978	72	526,999	7,319	36,463, June 5 vs. Boston	76	1,381,142	18,173
1979	77	306,763	3,984	19,538, July 6 vs. New York	80	1,393,196	17,415
1980	75	842,259	11,230	49,300, Aug. 25 vs. New York	78	1,572,926	20,166
1981	51	1,311,761	25,721	48,592, May 3 vs. New York	51	1,105,337	21,673
1982	78	1,735,489	22,250	48,348, Apr. 6 vs. California	78	1,709,054	21,911
1983	77	1,294,941	16,817	45,413, July 4 vs. Texas	76	1,557,202	20,490
1984	79	1,353,281	17,130	46,238, May 28 vs. Detroit	79	1,565,597	19,818
1985	77	1,334,599	17,332	46,770, July 4 vs. Toronto	80	1,666,480	20,831
1986	79	1,314,646	16,641	44,726, Apr. 8 vs. Minnesota	78	1,614,837	20,703
1987	80	1,678,921	20,987	46,120, Apr. 10 vs. California	81	1,930,731	23,836
1988	79	2,287,335	28,954	45,333, Apr. 4 vs. Seattle	80	2,251,515	28,144
1989	81	2,667,225	32,929	46,163, Apr. 3 vs. Seattle	80	2,283,228	28,540
1990	80	2,960,217	36,253	45,207, Apr. 9 vs. Minnesota	79	2,597,920	32,885
1991	81	2,713,493	33,500	44,595, June 9 vs. Boston	80	2,636,157	32,952
1992	81	2,494,160	30,792	44,078, Apr. 6 vs. Kansas City	81	2,438,292	30,102
1993	79	2,035,025	25,760	43,627, July 4 vs. New York	79	2,326,919	29,455
1994	56	1,242,692	22,191	44,501, Aug. 7 vs. Texas	58	1,799,360	31,023
1995	71	1,174,310	16,540	42,596, July 3 vs. Milwaukee	71	1,753,085	24,691
1996	80	1,148,380	14,355	36,129, July 5 vs. California	79	2,091,338	26,473
1997	79	1,264,218	16,003	50,792, Sept. 1 vs. San Francisco	80	2,362,054	29,526
1998	79	1,232,339	15,599	48,241, Aug. 1 vs. Cleveland	81	2,331,755	28,787
1999	81	1,434,610	17,711	51,263, July 17 vs. San Francisco	80	2,238,111	27,976
2000	81	1,728,886	21,344	54,268, July 8 vs. Arizona	80	2,466,594	30,832
2001	81	2,133,277	26,337	51,838, July 3 vs. Anaheim	80	2,266,814	28,335
2002	81	2,169,811	26,788	55,528, Sept. 4 vs. Kansas City	81	2,416,196	29,830
2003	81	2,216,596	27,365	55,601, July 5 vs. Anaheim	80	2,151,375	26,892
2004	81	2,201,516	27,179	55,989, June 26 vs. San Francisco	81	2,585,067	31,914
2005	81	2,109,118	26,038	47,385, August 13 vs. Minnesota	81	2,420,496	29,883
2006	81	1,976,625	24,403	35,077, nine times	80	2,575,336	32,192
2007	81	1,921,834	23,726	35,077, nine times	81	2,649,528	32,710
2008	81	1,665,256	20,559	44,735, March 26 vs. Boston*	79	2,365,526	29,943
2009	81	1,408,783	17,392	36,067, April 10 vs. Seattle	80	2,316,520	28,957
2010	81	1,418,391	17,511	35,067, twice	81	2,407,313	29,720
2011	80	1,476,791	18,460	36,067, four times	81	2,468,614	30,477
2012	81	1,679,013	20,729	44,227, March 28 vs. Seattle*	81	2,428,269	29,979
2013	81	1,809,302	22,337	36,067, five times	81	2,374,402	29,314
2014	80	2,003,628	25,045	36,067, 12 times	81	2,329,345	28,757
2015	81	1,768,175	21,829	36,067, four times	81	2,391,645	29,526
2016	81	1,521,506	18,784	36,067, June 30 vs. San Francisco	81	2,390,449	29,512
2017	80	1,475,721	18,447	40,019, July 3 vs. Chicago (AL)	80	2,357,284	29,466
2018	80	1,527,588	19,095	56,310, July 21 vs. San Francisco	80	2,299,865	28,748
2019	81	1,662,211	20,521	53,367, Aug. 24 vs. San Francisco	81	2,236,823	27,615
2020	32	—	—	—	28	—	—
2021	80	701,430	8,767	40,133, Aug. 20 vs. San Francisco	81	1,545,914	19,085
2022	79	787,902	9,973	40,065, Aug. 6 vs. San Francisco	81	2,108,578	26,032
<b>Totals</b>	<b>4200</b>	<b>80,085,403</b>	<b>19,068</b>		<b>4184</b>	<b>106,352,895</b>	<b>25,419</b>
<b>Yearly Average</b>		<b>1,483,063</b>				<b>1,969,498</b>	

\*Tokyo, Japan

Totals and averages do not include 2020 season

## ALL-TIME OAKLAND ATTENDANCE RECORDS

<b>Season</b>	Total	5,498,137 (1990)	
	Home	2,900,217 (1990)	
	Road	2,649,528 (2007)	
	Homestand	518,534 (July 12-26, 1990; 14 dates)	
	Homestand Avg.	39,667 (Aug. 7-12, 2001; 238,000; 6 dates)	
	Road Trip	450,462 (June 14-27, 2002; 13 dates)	
	Home vs. One Club	296,512 (Los Angeles-AL, 2005; 10 dates)	
	Road vs. One Club	443,347 (Texas, 2012; 10 dates)	
	Home Sellouts	20 (1990)	
	Consecutive Sellouts	5 (July 22-26, 1989; Baltimore 2 and California 3)	
	<b>Single Game</b>	Home	56,310 (San Francisco; July 21, 2018-N)
		Home, Regular Season	56,310 (San Francisco; July 21, 2018-N)
		Road	62,038 (San Francisco; Oct. 27, 1989-N)
Road, Regular Season		61,696 (California; Aug. 11, 1989-N)	
Day, Home		55,413 (San Francisco; June 22, 2003)	
Day, Road		60,326 (California; Aug. 13, 1989)	
Night, Home		56,310 (San Francisco; July 21, 2018-N)	
Smallest, Home		653 (Seattle; Apr. 17, 1979-N)	
Smallest, Road		1,201 (Baltimore; May 11, 1989-D)	
<b>Doubleheader</b>	Home	48,592 (New York; May 3, 1981-D)	
	Road	53,565 (Detroit; July 25, 1971-D)	
	Twi-Night, Home	47,768 (New York; June 13, 1980)	
	Twi-Night, Road	51,017 (Minnesota; July 28, 1990)	
<b>Season Opener</b>	Home	53,498 (Detroit; Apr. 3, 2000-N)	
	Home, Secondary	47,233 (Baltimore; Apr. 17, 1968-N)	
	Road	52,012 (Milwaukee; Apr. 5, 1994-D)	
<b>Three Date Series</b>	Home	158,152 (San Francisco; June 25-27, 2004)	
	Road	175,058 (California; Aug. 11-13, 1989)	
<b>Four Date Series</b>	Home	162,410 (New York; July 18-21, 1991)	
	Road	201,607 (Toronto; July 9-12, 1992)	

## TOP REGULAR SEASON CROWDS IN OAKLAND

Attend.	Opponent	Date	Day	W-L
56,310	San Francisco	July 21, 2018	Saturday-N	W
55,989	San Francisco	June 26, 2004	Saturday-N	W
55,601	Anaheim	July 5, 2003	Saturday-N	L
55,528	Kansas City	Sept. 4, 2002	Wednesday-N	W
55,413	San Francisco	June 22, 2003	Sunday-D	W
54,513	New York	Apr. 24, 2002	Wednesday-N	L
54,268	Arizona	July 8, 2000	Saturday-N	W
54,123	San Francisco	June 30, 2002	Sunday-D	W
53,974	San Francisco	June 27, 2004	Sunday-D	L
53,802	Kansas City	July 5, 2002	Friday-N	W

## LARGEST COLISEUM BASEBALL CROWDS

Attend.	Opponent	Date	Day	W-L
56,310	San Francisco	July 21, 2018	—	W
55,989	San Francisco	June 26, 2004	—	W
55,861	New York	Oct. 13, 2001	ALDS, Game 3	L
55,601	Anaheim	July 5, 2003	Fireworks	L
55,528	Kansas City	Sept. 4, 2002	AL Record 20th straight win	W
55,413	San Francisco	June 22, 2003	—	W
54,513	New York	Apr. 24, 2002	—	L
54,268	Arizona	July 8, 2000	Fireworks	W
54,123	San Francisco	June 30, 2002	—	W
54,005	Tampa Bay	October 2, 2019	ALWC	L

## TOP REGULAR SEASON CROWDS ON THE ROAD

Attend.	Opponent	Date	Day	W-L
61,696	California	Aug. 11, 1989	Friday-N	W
60,326	California	Aug. 13, 1989	Sunday-D	L
58,963	California	Apr. 24, 1982	Saturday-N	L
56,717	New York	Apr. 10, 1998	Friday-D	L
56,710	New York	Apr. 11, 1997	Friday-D	W
56,535	Seattle	Sept. 20, 1996	Friday-N	L
56,103	Seattle	Sept. 21, 1996	Saturday-N	L
55,927	Seattle	Sept. 28, 1997	Sunday-D	W
55,588	Seattle	Sept. 26, 1997	Friday-N	W
55,034	New York	May 30, 1987	Sunday-D	L

## LARGEST CROWDS ON THE ROAD

Attend.	Opponent	Date	Day	W-L
62,038	San Francisco	Oct. 27, 1989	World Series, Game 3	W
62,032	San Francisco	Oct. 28, 1989	World Series, Game 4	W
61,696	California	Aug. 11, 1989	—	W
60,326	California	Aug. 13, 1989	—	L
58,963	California	Apr. 24, 1982	—	L
56,915	New York	Oct. 7, 2000	ALDS, Game 4	W
56,717	New York	Apr. 10, 1998	—	L
56,710	New York	Apr. 11, 1997	—	W
56,697	New York	Oct. 10, 2001	ALDS, Game 1	W
56,684	New York	Oct. 11, 2001	ALDS, Game 2	W

## TOP REGULAR SEASON CROWDS VS. CLUBS

Club	Attendance	Date
Arizona	54,268	July 8, 2000
Atlanta	35,618	June 11, 2003
Baltimore	47,741	June 12, 1972
Boston	50,863	Aug. 8, 2001
Chicago	45,712	July 2, 2005
Chicago (NL)	35,067	July 3, 2013
Cincinnati	29,601	June 9, 2004
Cleveland	48,241	Aug. 1, 1998
Colorado	25,333	June 15, 1997
Detroit	53,498	Apr. 3, 2000
Houston	35,065	June 9, 2002
Kansas City	55,528	Sept. 4, 2002
Los Angeles	55,601	July 5, 2003
Los Angeles (NL)	35,163	July 14, 2001
Milwaukee	45,398	Apr. 3, 1984

Club	Attendance	Date
Miami	22,461	June 22, 2008
Minnesota	47,385	Aug. 13, 2005
New York	54,513	Apr. 24, 2002
New York (NL)	27,598	June 15, 2005
Philadelphia	35,067	Sept. 19, 2014
Pittsburgh	34,328	June 13, 2004
San Diego	40,374	July 2, 1998
San Francisco	56,310	July 21, 2018
Seattle	46,786	Apr. 17, 1981
St. Louis	35,077	June 17, 2007
Tampa Bay	48,089	August 28, 2004
Texas	45,606	Oct. 1, 2000
Toronto	46,770	July 4, 1985
Washington	36,067	May 10, 2014

## TOP REGULAR SEASON CROWDS BY BALLPARK

Club	Ballpark	Att.	Date
Arizona	Chase Field	36,976	July 7, 2001
Atlanta	Truist Park	42,075	June 8, 2022
Baltimore	Camden Yards	48,271	April 4, 2005
Boston	Fenway Park	38,294	July 6, 2009
Chicago	Guaranteed Rate Field	42,483	June 6, 1992
Chicago (NL)	Wrigley Field	40,721	Aug. 5, 2019
Cincinnati	Great American	34,640	Aug. 6, 2013
Cleveland	Progressive Field	43,276	Aug. 24, 2000
Colorado	Coors Field	48,308	Aug. 30, 1997
Detroit	Comerica Park	42,477	June 30, 2014
Houston	Minute Maid Park	43,171	Aug. 27, 2018
Kansas City	Kauffman Stadium	41,329	Sept. 21, 1980
Los Angeles	Angel Stadium	61,696	Aug. 11, 1989
Los Angeles (NL)	Dodger Stadium	51,788	July 29, 2015
Miami	Marlins Park	21,917	June 29, 2014

Club	Ballpark	Att.	Date
Milwaukee	Miller Park	25,912	June 5, 2013
Minnesota	Target Field	40,847	Sept. 18, 2010
New York	Yankee Stadium	47,343	Aug. 23, 2011
New York (NL)	Citi Field	39,629	July 22, 2017
Philadelphia	Citizens Bank	45,863	June 26, 2011
Pittsburgh	PNC Park	30,549	June 19, 2002
San Diego	Petco Park	40,162	July 27, 2021
San Francisco	AT&T Park	43,069	May 21, 2005
Seattle	Safeco Field	47,065	April 8, 2016
St. Louis	Busch Stadium	44,871	June 26, 2019
Tampa Bay	Tropicana Field	35,325	July 26, 1998
Texas	Globe Life Field	31,904	Aug. 14, 2021
Toronto	Rogers Centre	50,529	Sept. 8, 1993
Washington	Nationals Park	26,877	Sept. 1, 2022

# COLISEUM RAINOUTS & SHORTENED GAMES

## RAINFOUTS AT THE COLISEUM

1972	Sept. 25 vs. Minnesota	1982	Apr. 10 vs. Seattle	1993	Apr. 23 vs. Cleveland	2014	Mar. 29 vs. San Fran.*
	Sept. 26 vs. Minnesota	1983	Apr. 23 vs. Boston		May 27 vs. Minnesota		Apr. 1 vs. Cleveland
	Oct. 17 vs. Cincinnati		Apr. 30 vs. Detroit	1996	May 15 vs. Baltimore		Apr. 4 vs. Seattle
1978	April 15 vs. California		Sept. 30 vs. Chicago	1997	Aug. 19 vs. Boston	2017	April 16 vs. Houston
	Apr. 24 vs. Minnesota	1988	May 6 vs. Cleveland	1998	Apr. 3 vs. New York		
1979	Apr. 26 vs. New York	1990	May 27 vs. Cleveland		May 5 vs. Detroit		<i>*indicates Spring Training</i>

## SHORTENED GAMES IN OAKLAND

1968	vs. Detroit, May 24 (called after 7 innings tied at 2-2)
1971	vs. Kansas City, April 9 (called after top of the 6th; A's won 5-0)
1999	vs. New York, April 5 (called after 8 innings; A's won 5-3)
2002	vs. Seattle, April 16 (called after top of the 7th; A's lost 6-2)
2005	vs. Texas, May 4 (called after top of the 9th; A's lost 16-7)
2012	vs. Kansas City, April 10 (called with two outs in top of 8th; A's lost 3-0)

## COLISEUM GROUND RULES

Fly ball striking foul poles and/or screen above fence	Home Run
Ball sticking or going behind fence padding in right or left field	Two Bases
Ball going into bullpen bench and rebounding on to playing field	In Play
Ball remaining on or under bullpen bench	Two Bases
Ball hitting any portion of the fence or screen in back of home plate	In Play

## ATHLETICS ON THE AIR

### KEN KORACH

#### Radio Play-by-Play

The 2023 season marks Ken Korach's 32nd year in the American League, his 28th with the A's and his 18th as the team's lead radio announcer. In the long history of the A's in Oakland, he has spent the most time doing play-by-play on radio for the A's.

Korach's first MLB job was in Chicago, where he spent four years broadcasting mostly weekend games for the White Sox. He also spent six full seasons in the minor leagues, beginning in 1984 with the Redwood Pioneers of the California League. He also worked in the Pacific Coast League in Phoenix (1986-87) and Las Vegas (1989-91).


Korach was hired in 1985 to broadcast San Jose State football on KCBS Radio and he spent 22 years doing football and basketball on radio and television for Sonoma State, San Jose State and UNLV.

He is the author of *Holy Toledo*, *Lessons from Bill King*, *Renaissance Man of the Mic*, which was published by Wellstone Books in 2013, spent over a month as the number one best-selling baseball book on Amazon.com, and is Ken's homage to the 2017 Ford C. Frick Award recipient. Ken's second book, *If These Walls Could Talk: Oakland A's*, cowritten by then-San Francisco Chronicle A's beat writer Susan Slusser, was released in the spring of 2019 by Triumph Books.

Korach was inducted into the Bay Area Radio Hall of Fame in September of 2019 and honored as the 2013 California Sportscaster of the Year and the 2001 Nevada Sportscaster of the Year by the National Sports Media Association. He was inducted in 2017 into the Jewish Sports Hall of Fame of Northern California and in 2003 into the Nevada Broadcasters Hall of Fame.

In partnership with the Oakland A's community Fund, Korach made a joint contribution of \$15,000 to support the Oakland Athletic League's mission to grow diamond sports with elementary and middle school OUSD students.

Korach is a graduate of UC Santa Barbara and he and his wife Denise are parents of their daughter, Emilee. They make their home in Henderson, Nev. and Pleasanton, Calif.



### VINCE COTRONEO

#### Radio Play-by-Play

Vince Cotroneo begins his 18th season in the A's radio booth, where he again will work with broadcast partner Ken Korach in continuing the team's tradition of broadcasting excellence.

Prior to joining the A's, Cotroneo spent six seasons (1998-2003) as an announcer on the Texas Rangers broadcasts, where he partnered with Eric Nadel on the Rangers Radio Network. He also worked over 20 games on the television side during the 2002 season. Cotroneo joined the Rangers broadcast team in 1998 after spending seven seasons (1991-97) with the Houston Astros.

A 33-year broadcasting veteran, Cotroneo began his career with the Single-A Lynchburg Mets in 1984. He spent the next three seasons with the Double-A El Paso Diablos in the Milwaukee system before moving on to the Triple-A Iowa Cubs for the 1988 season. In his only season with Iowa, he was selected as the National Association's Minor League Announcer of the Year. Cotroneo joined the Astros organization the following season and was the radio voice of the Tucson Toros for two seasons (1989-90) before landing his first Major League job with the Astros in 1991.

A 1983 graduate of the University of Central Florida, Cotroneo and his wife, Veronica, have three children, Dominic, Olivia and Sophia.



## JOHNNY DOSKOW

### Radio Play-by-Play

Johnny Dосkow begins his first season in the A's radio booth in 2023, where he will broadcast 65+ games as well as contribute to pregame, postgame, and A's Cast Live.

Dосkow has been the voice of the Sacramento River Cats since 2001, where he has been behind the microphone for three Triple-A Championships and five Pacific Coast League Championships. Before joining Sacramento, Dосkow was the radio broadcaster for the Fresno Grizzlies (1998-2000), High Desert Mavericks (1996-1998), and Cedar Rapids Kernels (1993-1995).

Johnny made his MLB debut in 2012, joining the A's radio booth for a brief stint while Ken Korch was recovering from surgery. He also made an appearance in the San Francisco Giants' radio broadcast along with Dave Flemming on September 19, 2022.

In 2020, Dосkow published his book, *Goodnight Em: Baseball and Life Through Haiku*. The title is a nod to his signature sign-off, as he wishes a goodnight to his daughter, Emily, at the end of each River Cats broadcast.

He graduated from the University of La Verne with a bachelor's degree in Communications, Radio and Television. A native of North Tarrytown, NY, Dосkow resides in El Dorado Hills, Calif., with his wife, Deb, and daughter, Emily.



## GLEN KUIPER

### Television Play-by-Play

Glen Kuiper begins his 20th season in the A's television booth as the club's lead play-by-play voice.

Kuiper has covered the Bay Area baseball scene for NBC Sports California since 1992, serving as pre-game host and fill-in play-by-play announcer for both A's and Giants telecasts. He has also worked on Comcast SportsNet's Golden State Warriors and San Jose Sharks telecasts, along with numerous collegiate assignments and sideline reporting duties for select National Football League games on Fox. Kuiper has won 13 Northern California Emmy Awards for his coverage of Bay Area sports teams.

Glen is the youngest brother in a talented broadcasting family. His oldest brother, Duane, is a longtime member of the San Francisco Giants announcing team while older brother, Jeff, produces the Giants NBC Sports Bay Area telecasts.

Kuiper graduated from San Francisco State University with a bachelor's degree in broadcasting. He also attended the University of New Orleans and spent three years in the minor leagues. A native of Racine, Wis., Kuiper resides in Danville, Calif., with his wife, Amanda and two children, Jack and Annette.



## DALLAS BRADEN

### Television Analyst

Dallas Braden enters his sixth season as an A's television color commentator after spending 2017 as a pre- and postgame host for NBC Sports California.

Braden was Oakland's 24th round pick in 2004 and made his Major League debut with the A's in 2007. In his five-year playing career—all with Oakland—he compiled a 26-36 record to go along with a 4.16 career ERA. The highlight of Braden's playing career came on May 9, 2010, when he threw the 19th perfect game in MLB history against the Tampa Bay Rays on Mother's Day.

After retiring in 2014, Braden joined ESPN as a studio and color analyst. He left ESPN in 2017 to join NBC Sports California.

A native of Stockton, Calif., Braden resides in Simi Valley, Calif., with his wife, Meg, their daughters Kinslee, Marlee, Wylee, and his grandmother Peggy.



# CHRIS TOWNSEND

## Host and Senior Broadcast Producer

Chris Townsend enters his fifth season as Host and Senior Broadcast Producer for A's Cast. In this role, he is responsible for creating and delivering multimedia A's content across multiple platforms.

Townsend also hosts A's Cast Live, the A's pre- and postgame shows and is an in-studio host during the broadcasts. Fans will continue to be able to engage with him during the games on his social media channels.

Townsend has worked in numerous capacities covering the A's, from prior roles in both TV and radio. He joins the A's after working for a number of local sports companies, including Oakland Raiders, 95.7 The Game, KNBR 680 and CSN Sports Bay Area. Chris has lived in the Bay Area for more than 25 years after attending San Jose State and playing baseball for the Spartans.

His grandfather Bob Elliott was the first third baseman in baseball history to win the MVP in 1947. Elliott was a seven-time All-Star during his 15 year career. He also was the manager of the Kansas City Athletics in 1960.



# AMAURY PI-GONZÁLEZ

## Radio Play-by-Play (Spanish)

Amaury Pi-González, a pioneer in establishing Spanish baseball radio play-by-play in the Bay Area, serves as the "Voice of the A's" for Spanish broadcasts. This will be his 30th season doing A's broadcasts, having filled that role from 1978-93, 2009-10 and again the past 11 seasons.

Well-known and respected in both English and Spanish media circles, Pi-González enters his 46th season in Major League Baseball in 2022. He began his career in 1977 with the Athletics and has also broadcast for the San Francisco Giants, Seattle Mariners, and Los Angeles Angels. He was the Spanish play-by-play on Television for the Los Angeles Angels on Fox Deportes LA from 2010-17. Amaury also produces and hosts "Béisbol en la Bahía" for KIQI 1010 AM.

During his tenure, Pi-González has called the 1986 World Series for CBS Hispanic Network, the 1988, 1989 and 1990 Series for the A's, and the 2002 Series for the Giants. The Fremont, Calif., resident previously served five years as sports anchor for Telemundo TV48 in San Jose and was the Spanish voice for the NBA's Golden State Warriors (1992-98) and Los Angeles Clippers. In addition, he was the English voice for the Caribbean World Series for Fox Sports International in 2001 and 2002. Most recently, he called the A's playoff runs from the 2018-20 seasons for A's radio and provided color commentary for a San Jose Sharks game via their Spanish Radio/TV SAP audio formats for the past three years (2018-20). He is a regular contributor to SportsRadioService.com, including a weekly podcast.

Born in Cuba, Amaury was inducted into the Cuban Sports Hall of Fame in 2004 and into the Hispanic Heritage Baseball Museum in 2004. He was inducted into the Bay Area Radio Hall of Fame in 2009 and is a cofounder and vice president of the Hispanic Heritage Baseball Museum and Hall of Fame, a Bay Area based non-profit. He was named to the New York City Advisory Board of the American Sportscasters Association in 2016 and remains on the board today. Pi-



## 2023 A'S RADIO NETWORK

Station	On Dial	City	Station	On Dial	City	Station	On Dial	City
Bloomberg	960 AM/ 103.7 HD-2	Bay Area	KFIG/KFTP	1430 AM/ 790 AM	Fresno	KRKC	1490 AM	King City
KAHI	104.5 FM/ 950 AM	Auburn	KHTK	1140 AM	Sacramento	KUKI	1400 AM/ 103.3 FM	Ukiah
KATA	1340 AM	Eureka	KNRO	1400 AM/ 103.9 FM	Redding	KXBX	1270 AM	Lakeport
KBLF	1490 AM	Red Bluff	KPAY	1290 AM	Chico	*KIQI	1010 AM	San Francisco
KDAC	1230 AM	Ft. Bragg	KPOD	1240 AM/ 106.7 FM	Crecent City	*KATD	990 AM	Pittsburg/ Antioch
KESP	970 AM	Modesto						

\*Spanish Radio Network



Gonzalez also called the victory parades for the Giants in 2010, 2012 and 2014, for the Warriors in 2015, and Sharks games in the Stanley Cup Finals in 2016 for Telemundo.

## MANOLO HERNÁNDEZ-DOUEN

### Radio Analyst and Play-by-Play (Spanish)

Manolo Hernández-Douen is in his 15th season as the Athletics analyst and play-by-play announcer for Spanish broadcasts. He has over 50 years of experience in journalism and has covered a variety of sports during that span.

A graduate of Universidad Católica Andrés Bello in his native Caracas, Hernández-Douen has covered the Olympic and Pan American Games, world championship boxing matches and winter league baseball, including the Caribbean Series. He was Venezuela's Sportswriter of the Year in 1979 and for five seasons was the basketball radio analyst for the Caracas Liga Especial de Baloncesto team.

Since moving to California in 1982, he has covered the NBA and Major League Baseball for several of the highest circulation Spanish newspapers in the United States including La Opinión in Los Angeles.

Most recently, he was the Sports Editor for El Nuevo Herald in Miami from 2000 to 2007, covered feature stories for lasmayores.com (MLB in Spanish) from 2008-17. He's beisbolporgotas.com's Editor/Writer and is in charge of his own sports podcast, AcciónXGotas.

A proud father of two, Franklin and Cristina, and Kayla's, Khloe's and Liliana's grandfather, Manolo resides in San Leandro.



## JOSE LUIS ORELLANA

### Radio Analyst (Spanish)

Jose Luis Orellana is in his 12th season serving as the Athletics Spanish radio engineer and broadcaster. He has more than 39 years of experience in radio covering multiple sports.

A graduate of the University of El Salvador, Orellana began his career in 1980 covering first division soccer in his native El Salvador. During his career, he was a correspondent for "Punto Deportivo" and has covered events including the 1986 World Cup in Mexico, 1994 World Cup in the United States and the 1998 World Cup in France, as well as the 2002 Central America Student Games in El Salvador.

Orellana has two children, Jose and Carlos Alberto, and resides in Antioch.



## ATHLETICS BROADCAST HISTORY

1938	WIBG: By Saam	1957	WDAF: Merle Harmon, Ed Edwards	1970	KNBR: Monte Moore, Harry Caray KBHK-TV: Monte Moore, Harry Caray
1939	WIBG: By Saam	1958	WDAF: Merle Harmon, Ed Edwards, Bill Grigsby	1971	KEEN: Monte Moore, Bob Elson, Red Rush
1940	WIBG: By Saam, Claude Haring	1959	WDAF: Merle Harmon, Bill Grigsby	1972	KBHK-TV: Monte Moore, Bob Elson
1941	WIBG: By Saam, Claude Haring	1960	WDAF: Merle Harmon, Bill Grigsby	1972	KEEN: Monte Moore, Jim Woods, Jim Piersall
1942	WIBG: By Saam, Claude Haring	1961	WDAF: Merle Harmon, Bill Grigsby	1973	KBHK-TV: Monte Moore, Jim Woods
1943	WIBG: By Saam, Claude Haring	1962	KCMO: Monte Moore, Bruce Rice	1973	KEEN: Monte Moore, Jim Woods KTVU-TV: Monte Moore, Jim Woods
1944	WIBG: By Saam, Claude Haring	1963	KCMO: Monte Moore, George Bryson	1974	KEEN: Monte Moore, Jon Miller, Bill Rigney
1945	WIBG: By Saam, Claude Haring	1964	KCMO: Monte Moore, George Bryson	1974	KBHK-TV: Monte Moore, Jon Miller
1946	WIBG: By Saam, Claude Haring	1965	KCMO: Monte Moore, Red Rush	1975	KEEN: Monte Moore, Bob Waller KPXK-TV: Monte Moore, Bob Waller
1947	WIBG: By Saam, Claude Haring	1966	KCMO: Monte Moore, Lynn Faris		
1948	WIBG: By Saam, Claude Haring	1967	KCMO: Monte Moore, Lynn Faris		
1949	WIBG: By Saam, Claude Haring	1968	KNBR: Monte Moore, Al Helfer		
1950	WIBG: By Saam, Claude Haring	1968	KBHK-TV: Monte Moore, Al Helfer		
1951	WIBG: By Saam, Claude Haring	1969	KNBR: Monte Moore, Al Helfer KBHK-TV: Monte Moore, Al Helfer		
1952	WIBG: By Saam, Claude Haring				
1953	WIBG: By Saam, Claude Haring				
1954	WIBG: By Saam, Claude Haring				
1955	WDAF: Merle Harmon, Larry Ray				
1956	WDAF: Merle Harmon, Larry Ray				



<b>1976</b>	KNBR: Monte Moore, Bob Waller KPIX-TV: Monte Moore, Wayne Walker	<b>1986</b>	KSFO: Bill King, Lon Simmons, Ray Fosse KPIX-TV: Bill King, Lon Simmons, Ted Robinson KBRG (Spanish): Amaury Pi-González, Julio Gonzalez	<b>1994</b>	KFRC: Bill King, Lon Simmons, Ray Fosse KRON-TV, SportsChannel: Greg Papa, Dick Stockton, Ray Fosse KNTA (Spanish): Amaury Pi-González, Erwin Higueros, Evelio Mendoza KSTS-TV (Spanish): Erwin Higueros, Amaury Pi-González KCNS-TV (Cantonese/Mandarin)
<b>1977</b>	KNBR: Monte Moore, Bob Waller KPIX-TV: Monte Moore, Wayne Walker KBRG (Spanish): Amaury Pi-González, Julio Gonzalez	<b>1987</b>	KSFO: Bill King, Lon Simmons, Ray Fosse KPIX-TV: Bill King, Lon Simmons, Ted Robinson KBRG (Spanish): Amaury Pi-González, Erwin Higueros	<b>1995</b>	KFRC: Bill King, Lon Simmons, Ray Fosse KRON-TV, SportsChannel: Greg Papa, Dick Stockton, Ray Fosse KNTA (Spanish): Erwin Higueros, Carlos Cesar Rivera KSTS-TV (Spanish): Erwin Higueros, Ramon Diaz
<b>1978</b>	KNEW: Bud Foster, Jim Peterson, Curt Flood KPIX-TV: Monte Moore, Wayne Walker, Curt Flood KBRG (Spanish): Amaury Pi-González, Julio Gonzalez	<b>1988</b>	KSFO: Bill King, Lon Simmons, Ray Fosse KPIX-TV: Monte Moore, John Shrader, Ray Fosse KNTA (Spanish): Amaury Pi-González, Erwin Higueros, Evelio Mendoza	<b>1996</b>	KFRC: Bill King, Ken Korach, Ray Fosse KRON-TV, Sports Channel: Greg Papa, Ken Wilson, Ray Fosse KNTA (Spanish): Tito Fuentes, Carlos Cesar Rivera KSTS-TV (Spanish): Erwin Higueros, Ramon Diaz
<b>1979</b>	KKIS: Red Rush, Hal Ramey KPIX-TV: Monte Moore, Wayne Walker KBRG (Spanish): Amaury Pi-González, Julio Gonzalez	<b>1989</b>	KSFO: Bill King, Lon Simmons, Ray Fosse KPIX-TV, KICU-TV: Monte Moore, John Shrader, Ray Fosse KNTA (Spanish): Amaury Pi-González, Erwin Higueros, Evelio Mendoza	<b>1997</b>	KFRC: Bill King, Ken Korach, Ray Fosse KRON-TV, SportsChannel: Greg Papa, Ken Wilson, Ray Fosse KNTA (Spanish): Tito Fuentes, Carlos Cesar Rivera KSTS-TV (Spanish): Erwin Higueros, Ramon Diaz
<b>1980</b>	KDIA: Red Rush, Dom Valentino, Ted Robinson KPIX-TV: Monte Moore, Wayne Walker KBRG (Spanish): Amaury Pi-González, Julio Gonzalez	<b>1990</b>	KSFO: Bill King, Lon Simmons, Ray Fosse KPIX-TV, KICU-TV, SportsChannel: Monte Moore, Ray Fosse KNTA (Spanish): Amaury Pi-González, Erwin Higueros, Evelio Mendoza	<b>1998</b>	KFRC: Bill King, Ken Korach, Ray Fosse KRON-TV, Fox Sports Bay Area: Greg Papa, Ken Wilson, Ray Fosse
<b>1981</b>	KSFO: Bill King, Lon Simmons, Wayne Hagin KPIX-TV: Bill King, Wayne Walker KIQI (Spanish): Amaury Pi-González, Julio Gonzalez	<b>1991</b>	KSFO: Bill King, Lon Simmons, Ray Fosse KPIX-TV, KICU-TV, SportsChannel: Monte Moore, Ray Fosse, Greg Papa, Reggie Jackson, Bill Rigney KNTA (Spanish): Amaury Pi-González, Erwin Higueros, Evelio Mendoza	<b>1999</b>	KABL: Bill King, Ken Korach, Ray Fosse KICU-TV, Fox Sports Bay Area: Greg Papa, Ray Fosse
<b>1982</b>	KSFO: Bill King, Lon Simmons, Wayne Hagin KCRA-TV: Bill King, Lon Simmons, Harmon Killebrew KIQI (Spanish): Amaury Pi-González, Julio Gonzalez	<b>1992</b>	KSFO: Bill King, Lon Simmons, Ray Fosse KPIX-TV, KICU-TV, SportsChannel: Monte Moore, Ray Fosse, Greg Papa, Reggie Jackson, Bill Rigney KNTA (Spanish): Amaury Pi-González, Erwin Higueros, Evelio Mendoza	<b>2000</b>	KABL: Bill King, Ken Korach, Ray Fosse KICU-TV, Fox Sports Bay Area: Greg Papa, Ray Fosse
<b>1983</b>	KSFO: Bill King, Lon Simmons, Wayne Hagin KBHK-TV: Bill King, Lon Simmons, Bill Rigney KIQI (Spanish): Amaury Pi-González, Julio Gonzalez	<b>1993</b>	KNEW: Bill King, Lon Simmons, Ray Fosse KRON-TV, SportsChannel: Greg Papa, Dick Stockton, Ray Fosse KNTA (Spanish): Amaury Pi-González, Erwin Higueros, Evelio Mendoza	<b>2001</b>	KABL: Bill King, Ken Korach, Ray Fosse KICU-TV, Fox Sports Bay Area: Greg Papa, Ray Fosse
<b>1984</b>	KSFO: Bill King, Lon Simmons, Wayne Hagin KBHK-TV: Bill King, Lon Simmons, Bill Rigney KBRQ (Spanish): Amaury Pi-González, Julio Gonzalez			<b>2002</b>	KFRC: Bill King, Ken Korach, Ray Fosse KICU-TV, Fox Sports Bay Area: Greg Papa, Ray Fosse
<b>1985</b>	KSFO: Bill King, Lon Simmons, Wayne Hagin KPIX-TV: Bill King, Lon Simmons, Ted Robinson KBRG (Spanish): Amaury Pi-González, Julio Gonzalez				

## A'S CAST

A's Cast is a free 24/7 streaming station on the iHeartRadio app that allows Oakland A's fans, and baseball fans alike, to experience exclusive live and recorded content throughout each day in the Bay Area. A's Cast includes all live game broadcasts, pregame, postgame, A's Cast Live and over 10 unique podcast titles that are transmitted on the iHeartRadio web and mobile platforms. Each show is also available on-demand for users outside of Northern California on Athletics.com/AsCast.

- 2003** KFRC: Bill King, Ken Korach, Ray Fosse  
KICU-TV, Fox Sports Bay Area:  
Greg Papa, Ray Fosse  
KKSF (Spanish): Julio Gonzalez,  
Fernando Areas
- 2004** KFRC: Bill King, Ken Korach, Ray Fosse  
KICU-TV, Fox Sports Bay Area:  
Hank Greenwald, Ray Fosse, Glen  
Kuiper, Tim Roye  
KKSF (Spanish): Julio Gonzalez,  
Fernando Areas
- 2005** KFRC: Bill King, Ken Korach, Ray Fosse  
KICU-TV, Fox Sports Bay Area:  
Hank Greenwald, Ray Fosse, Glen  
Kuiper, Tim Roye  
KKSF (Spanish): Fernando Areas,  
Jose Castro
- 2006** KYCY: Ken Korach, Vince Cotroneo,  
Ray Fosse  
KICU-TV, Fox Sports Bay Area: Glen  
Kuiper, Ray Fosse, Tim Roye
- 2007** KFRC/KYCY: Ken Korach, Vince  
Cotroneo, Ray Fosse  
KICU-TV, Fox Sports Bay Area: Glen  
Kuiper, Ray Fosse
- 2008** KFRC/KYCY: Ken Korach, Vince  
Cotroneo, Ray Fosse  
KICU-TV, Comcast SportsNet Bay  
Area: Glen Kuiper, Ray Fosse
- 2009** KTRB: Ken Korach, Vince  
Cotroneo, Ray Fosse  
Comcast SportsNet California:  
Glen Kuiper, Ray Fosse  
KDIA (Spanish): Amaury  
Pi-González, Manolo Hernández-  
Douen
- 2010** KTRB: Ken Korach, Vince Cotroneo,  
Ray Fosse  
Comcast SportsNet California:  
Glen Kuiper, Ray Fosse  
KDIA (Spanish): Amaury  
Pi-González, Manolo Hernández-  
Douen
- 2011** 95.7 FM THE GAME: Ken Korach,  
Vince Cotroneo  
Comcast SportsNet California:  
Glen Kuiper, Ray Fosse
- 2012** 95.7 FM THE GAME: Ken Korach,  
Vince Cotroneo, Ray Fosse  
Comcast SportsNet California:  
Glen Kuiper, Ray Fosse, Scott  
Hatteberg  
KIQI (Spanish): Amaury  
Pi-González, Manolo Hernández-  
Douen
- 2013** 95.7 FM THE GAME: Ken Korach,  
Vince Cotroneo, Ray Fosse  
Comcast SportsNet California:  
Glen Kuiper, Ray Fosse, Scott  
Hatteberg  
KIQI (Spanish): Amaury  
Pi-González, Manolo Hernández-  
Douen
- 2014** 95.7 FM THE GAME: Ken Korach,  
Vince Cotroneo, Ray Fosse  
Comcast SportsNet California:  
Glen Kuiper, Ray Fosse, Shooty  
Babitt  
KIQI (Spanish): Amaury  
Pi-González, Manolo Hernández-  
Douen
- 2015** 95.7 FM THE GAME: Ken Korach,  
Vince Cotroneo, Ray Fosse  
Comcast SportsNet California:  
Glen Kuiper, Ray Fosse, Eric Chavez  
KIQI (Spanish): Amaury  
Pi-González, Manolo Hernández-  
Douen
- 2016** 95.7 FM THE GAME: Ken Korach,  
Vince Cotroneo, Ray Fosse  
Comcast SportsNet California:  
Glen Kuiper, Ray Fosse, Mark  
Mulder  
KIQI (Spanish): Amaury  
Pi-González, Manolo Hernández-  
Douen
- 2017** 95.7 FM THE GAME: Ken Korach,  
Vince Cotroneo, Ray Fosse  
NBC Sports California:  
Glen Kuiper, Ray Fosse, Mark  
Mulder  
KIQI (Spanish): Amaury  
Pi-González, Manolo Hernández-  
Douen
- 2018** 95.7 FM THE GAME: Ken Korach,  
Vince Cotroneo, Ray Fosse  
NBC Sports California:  
Glen Kuiper, Ray Fosse, Dallas  
Braden  
KIQI (Spanish): Amaury  
Pi-González, Manolo Hernández-  
Douen, Luis Orellana
- 2019** KTRB/KHTK/A's Cast on Tuneln:  
Ken Korach, Vince Cotroneo, Ray  
Fosse  
NBC Sports California:  
Glen Kuiper, Ray Fosse, Dallas  
Braden  
KIQI (Spanish): Amaury  
Pi-González, Manolo Hernández-  
Douen, Luis Orellana
- 2020** A's Cast on iHeart Radio/KNEW/:  
Ken Korach, Vince Cotroneo, Ray  
Fosse  
NBC Sports California:  
Glen Kuiper, Ray Fosse, Dallas  
Braden  
KIQI (Spanish): Amaury  
Pi-González, Manolo Hernández-  
Douen, Luis Orellana
- 2021** A's Cast on iHeart Radio/  
Bloomberg 960 AM/: Ken Korach,  
Vince Cotroneo, Ray Fosse  
NBC Sports California:  
Glen Kuiper, Ray Fosse, Dallas  
Braden  
KIQI (Spanish): Amaury  
Pi-González, Manolo Hernández-  
Douen, Luis Orellana
- 2022** A's Cast on iHeart Radio/  
Bloomberg 960 AM/: Ken Korach,  
Vince Cotroneo  
NBC Sports California:  
Glen Kuiper, Dallas Braden  
KIQI (Spanish): Amaury  
Pi-González, Manolo Hernández-  
Douen, Luis Orellana

## SPRING TRAINING INFORMATION

**REPORTING DATES:** Pitchers and catchers report and have their first workout Wednesday, Feb. 15. The first full squad workout is Monday, Feb. 20.

**MEDIA INFORMATION:** For daily credentials, apply online at [credentials.mlb.com](http://credentials.mlb.com).

**HEADQUARTERS HOTEL:** Doubletree Guest Suites, 320 North 44th Street, Phoenix, Arizona, 85008. (602) 225-0500.

**MINOR LEAGUE HEADQUARTERS:** Lew Wolff Training Complex, 160 East Athletics Way, Mesa, Arizona, 85201. (480) 387-5800.

**STADIUM:** Hohokam Stadium (Capacity: 10,000), 1235 N. Center Street, Mesa, Arizona, 85201. (480) 907-5488. Press Box: (480) 907-5253.

## SPRING TRAINING SCHEDULE

Day	Date	Opponent	Site	Time
Sat.	Feb 25	Arizona	Mesa	1:05 pm
Sun.	Feb 26	Milwaukee	Maryvale	1:10 pm
Mon.	Feb 27	Colorado	Mesa	1:05 pm
Tues.	Feb 28	Los Angeles (AL)	Mesa	1:05 pm
Wed.	March 1	Cincinnati	Goodyear	1:05 pm
Thurs.	March 2	Chicago (NL)	Mesa-Sloan	1:05 pm
Fri.	March 3	Kansas City	Mesa	1:05 pm
Sat.	March 4	Cleveland (ss)	Mesa	1:05 pm
		Cincinnati (ss)	Las Vegas	1:05 pm
Sun.	March 5	San Diego (ss)	Peoria	1:10 pm
		Cincinnati (ss)	Las Vegas	1:05 pm
Mon.	March 6	OFF DAY		
Tues.	March 7	Arizona	Talking Stick	1:10 pm
Wed.	March 8	Colombia (WBC)	Mesa	1:05 pm
Thurs.	March 9	Los Angeles (NL)	Mesa	1:05 pm
Fri.	March 10	Texas	Mesa	1:05 pm
Sat.	March 11	Cleveland	Goodyear	1:05 pm
Sun.	March 12	San Diego (ss)	Mesa	1:05 pm
		San Francisco (ss)	Scottsdale	1:05 pm
Mon.	March 13	Colorado	Talking Stick	1:10 pm
Tues.	March 14	Chicago (AL)	Glendale	1:05 pm
Wed.	March 15	Seattle	Mesa	1:05 pm
Thurs.	March 16	Kansas City	Surprise	1:05 pm
Fri.	March 17	San Francisco	Mesa	1:05 pm
Sat.	March 18	Cincinnati	Mesa	1:05 pm
Sun.	March 19	Los Angeles (NL)	Glendale	1:05 pm
Mon.	March 20	OFF DAY		
Tues.	March 21	Los Angeles (AL)	Tempe	1:10 pm
Wed.	March 22	Chicago (NL)	Mesa	1:05 pm
Thurs.	March 23	Texas	Surprise	6:05 pm
Fri.	March 24	Chicago (AL) (ss)	Mesa	1:05 pm
		Seattle (ss)	Peoria	6:40 pm
Sat.	March 25	Milwaukee	Mesa	12:05 pm
Sun.	March 26	San Francisco	Oakland	1:07 pm
Mon.	March 27	San Francisco	San Francisco	6:45 pm

All times are local. (ss) denotes split squad

# PAST SPRING TRAINING RECORDS

YEAR	SITE	RECORD	HOME ATTENDANCE	DATES
1968	Bradenton, FL	15-12	—	—
1969	Mesa, AZ	10-14	12,003	13
1970	Mesa, AZ	15-13	17,614	14
1971	Mesa, AZ	12-15	14,889	16
1972	Mesa, AZ	9-11	17,295	13
1973	Mesa, AZ	14-10	21,206	14
1974	Mesa, AZ	8-16	26,732	12
1975	Mesa, AZ	7-11	36,732	10
1976	Mesa, AZ	4-10	21,373	9
1977	Mesa, AZ	12-15	24,446	16
1978	Mesa, AZ	9-15	28,695	12
1979	Scottsdale, AZ	12-10	13,295	9
1980	Scottsdale, AZ	13-7	19,098	10
1981	Scottsdale, AZ	17-10	37,899	13
1982	Phoenix, AZ	8-14	42,043	10
1983	Phoenix, AZ	14-11	28,621	9
1984	Phoenix, AZ	12-14	33,352	12
1985	Phoenix, AZ	13-13-1	49,718	13
1986	Phoenix, AZ	17-12	68,292	15
1987	Phoenix, AZ	14-15	88,994	14
1988	Phoenix, AZ	14-16	129,120	15
1989	Phoenix, AZ	19-13	152,416	16
1990	Phoenix, AZ	6-10	81,490	9
1991	Phoenix, AZ	13-16-1	156,345	16
1992	Phoenix, AZ	15-13	131,460	14
1993	Phoenix, AZ	15-18-1	174,911	19
1994	Phoenix, AZ	19-11	126,160	15
1995	Phoenix, AZ	15-11-1	41,893	15
		6-4-2	16,617	6
1996	Phoenix, AZ	16-16-1	86,543	15
1997	Phoenix, AZ	17-15-1	103,298	18
1998	Phoenix, AZ	18-13	93,261	17
1999	Phoenix, AZ	16-17	92,110	16
2000	Phoenix, AZ	20-11-1	77,781	14
2001	Phoenix, AZ	22-10	110,876	15
2002	Phoenix, AZ	17-15-1	118,268	17
2003	Phoenix, AZ	16-13-2	81,537	14
2004	Phoenix, AZ	19-14-1	123,535	16
2005	Phoenix, AZ	15-18	129,434	17
2006	Phoenix, AZ	15-17	113,077	16
2007	Phoenix, AZ	17-12-2	113,033	15
2008	Phoenix, AZ	18-8	88,617	13
2009	Phoenix, AZ	17-18-2	105,147	18
2010	Phoenix, AZ	12-17-3	105,507	16
2011	Phoenix, AZ	12-21-1	98,349	17
2012	Phoenix, AZ	15-7-2	72,617	11
2013	Phoenix, AZ	17-13-3	88,202	16
2014	Phoenix, AZ	15-13-5	78,011	15
2015	Mesa, AZ	22-11-2	110,059	15
2016	Mesa, AZ	12-17-3	100,614	15
2017	Mesa, AZ	16-18	99,008	16
2018	Mesa, AZ	14-16-2	104,693	17
2019	Mesa, AZ	14-8	68,991	11
2020	Mesa, AZ	13-10	53,351	10
2021	Mesa, AZ	16-10-2	27,309	14
2022	Mesa, AZ	5-10-3	42,465	10

---

## OAKLAND A'S IN THE COMMUNITY

---

The Oakland A's are proud of their long-standing tradition in Oakland and will continue to deliver experiences that enhance, connect and enrich our community. The Club is committed to meeting the social, cultural and educational needs of our area and accomplishes this work through the team's community engagement initiatives and its charitable arm, the Oakland A's Community Fund.

The Oakland A's Community Fund is committed to the health, vitality and happiness of our community by enriching Oakland and the East Bay through sport and civic service.

### YOUTH EDUCATION

The A's education initiatives focus on literacy, education and scholarships.

- **Home Run Readers** – Home Run Readers, presented by Ross Dress for Less, is a literacy program designed to help young students develop a lifelong love for reading by offering monthly incentives when students hit their reading goals. In 2022, more than 12,000 students and over 430 classrooms participated in the program.
- **Math Hits** – A's Math Hits, presented by PwC, is a free board game and eight-session curriculum designed to engage fourth- through sixth-grade students by combining baseball and math. Math Hits allows participating students to compete in "baseball" games on the game board, all while developing fundamental math and social-emotional skills.
- **The Bay Area All-Star Scholarship Team** – The Bay Area All-Star Scholarship Team (BAASST) is a partnership established in 1996 by the Oakland Athletics, Golden State Warriors, San Francisco 49ers, San Francisco Giants, San Jose Earthquakes, and San Jose Sharks. Through this program, the Oakland A's annually select one student attending an Alameda County public high school to receive a \$5,000 scholarship.
- **Bill King Scholarship** – Established in memory of long-time, legendary Bay Area sports announcer Bill King, the Oakland A's award one \$5,000 scholarship each season to an undergraduate or graduate student that is majoring in journalism or broadcasting.

### YOUTH BASEBALL AND SOFTBALL

The A's are committed to providing youth the opportunity to learn and grow their love of baseball and softball through:

- **Future A's** – Future A's, presented by Kaiser Permanente, is the Club's youth baseball and softball initiative. In addition to providing complimentary jerseys and hats to local youth baseball and softball leagues, the A's offer teams benefits and support, including grants, coaches clinics, virtual training and other activities. The A's distributed more than 21,000 uniforms and hats to local leagues in the beginning of 2023.
- **Diamond Days** – Diamond Days, presented by Bank of America, is a free, family-friendly day full of baseball activities, including skills stations, special guest appearances, and giveaways. Local youth of all age groups are encouraged to participate.
- **Major League Mindset** – Major League Mindset, presented by Chevron, is a speaker series with six total events held throughout the season. This unique program provides local underserved youth the opportunity to meet with a Major League Baseball player and learn what it takes to develop the character needed to succeed at a "Major League level" on and off the field. Participants will also get to hear from members of the A's front office on their career paths in sports.

## COMMUNITY TOOL BOX

The Oakland A's Community Fund is proud to support thousands of organizations annually through various donation programs. Please review our available programs below, and stay tuned for additional donation request opportunities.

In 2022, the A's supported the Bay Area through:

- \$100,000 donated to local nonprofit organizations through the annual grant program sponsored by Delta Dental.
- \$100,000 donated via the social justice grants program, which is awarded to organizations committed to uplifting the Bay Area through systemic change, advocacy, policy reform and innovative direct service programs to underserved communities.
- \$120,000 donated to local organizations for the A's Community Fund's annual Week of Giving.
- More than 50,000 complimentary tickets donated
- \$356,000 value of in-kind donations

To request a donation to help support your non-profit organization, please visit [athletics.com/donations](https://athletics.com/donations).

### MEDIA GUIDE CREDITS

The 2023 Oakland Athletics Media Guide is a production of the Oakland Athletics Communications Department, Oakland Coliseum, 7000 Coliseum Way, Oakland, CA 94621. The guide was written by Mike Selleck with assistance from Mark Ling, Olivia Hummer and Greg Korn.

Photography by Michael Zagaris, Oakland A's; Ron Riesterer, Oakland Tribune; Doug McWilliams; National Baseball Hall of Fame and Oakland A's archives.

Statistical assistance from Major League Baseball's Information System, Elias Sports Bureau, TruMedia, Stats Inc., Bill Arnold of The Sports Features Group, Retrosheet and Baseball-Reference.

Additional and updated information, statistics or photos are available to accredited news sources by contacting the A's Communications Department or by logging onto the team's virtual pressbox—[pressbox.athletics.com](https://pressbox.athletics.com).