

ROCKIES



2022 COLORADO ROCKIES

MEDIA GUIDE




TV HOME OF THE COLORADO


ROCKIES



C O L O R A D O R O C K I E S

 AT&T SPORTSNET - ROCKY MOUNTAIN

 @ATTSPORTSNETRM

 @ATTSPORTSNETRM

WWW.ATTSPORTSNET.COM

2022 COLORADO ROCKIES





Opening Day Age: 64
Born: June 30, 1957 in San Mateo, Calif.
Residence: Castle Pines, Colo.
Managing Experience: 14 Years
Named Manager: Nov. 7, 2016

10 | BUD BLACK MANAGER

BLACK

COACHING CAREER: Bud Black enters his sixth season as manager of the Colorado Rockies, his 15th season overall as a Major League manager ... is the seventh manager in Rockies franchise history.

- Is 998-1072 overall as a manager ... with two more victories, will become the 66th manager in Major League history to reach 1,000.
- Has gone 349-359 as the Rockies manager with a .493 winning percentage, the highest for any Rockies manager ... his 708 games managed and 349 wins are both the third-most in franchise history.
- Led the Rockies to consecutive postseason appearances in 2017 and 2018, the first time the Rockies reached the playoffs in back-to-back seasons in franchise history.
- Named a National League Manager of the Year finalist in 2017 and 2018.
- Spent the 2016 season as special assistant to the general manager for the Los Angeles Angels.
- Prior to joining the Angels front office, Black spent eight seasons and part of a ninth (2007-2015) as the manager of the San Diego Padres, where his 649 managerial wins are second most in Padres history.
- Named National League Manager of the Year in 2010, after guiding the Padres to a 90-72 record and a second-place finish in the National League West.
- Served as the pitching coach for the Angels for seven seasons (2000-06) ... during his tenure, the Angels advanced to the playoffs three times and were the 2002 World Series champions.
- Previously spent four years in the Cleveland Indians organization as both a special assistant to the general manager (1996-97, 1999) and as a pitching coach for Triple-A Buffalo (1998).

PLAYING CAREER: Played in parts of 15 seasons with Seattle (1981), Kansas City (1982-88), Cleveland (1988-90, 1995), Toronto (1990) and San Francisco (1991-94).

- Drafted by the Seattle Mariners in the 17th round of the 1979 First-Year Player Draft.
- Over his 15 seasons in the Major Leagues, he went 121-116 with a 3.84 ERA ... made his Major League debut on Sept. 5, 1981 as a member of the Seattle Mariners.
- Was the starting pitcher for the Royals during the "Pine Tar Game," July 24, 1983.
- Won a career-high 17 games in 1984, with a career-low 3.12 ERA, a career-high eight complete games and an American League-best 1.128 WHIP.
- Made 33 starts for the 1985 World Series Champion Kansas City Royals, including one start and one relief appearance in the World Series.

PERSONAL: Harry "Bud" Ralston Black ... he and his wife Nanette (Nan) have two daughters, Jamie Davis (Andy) and Jessie, and three grandchildren: Harper and twins Beau and Maggie ... Bud and Nan reside in Castle Pines, Colo., during the season and San Diego, Calif. in the offseason.

- Born in San Mateo, Calif., Black is a graduate of Mark Morris High School in Longview, Wash.
- Attended and played two seasons of college baseball at Lower Columbia Junior College (1976-77) in Longview ... went on to play two seasons at San Diego State University (1978-79), where he earned his bachelor's degree in finance and became a 1992 inductee into the SDSU Aztec Hall of Fame.
- At SDSU, Black was a teammate of Hall of Famer Tony Gwynn.

(BLACK, continued)**BLACK'S MAJOR LEAGUE PITCHING RECORD**

Year	Club	W-L	ERA	G	GS	CG	SV	IP	H	R	ER	BB	SO
1981	SEATTLE	0-0	0.00	2	0	0	0	1.0	2	0	0	3	0
1982	KANSAS CITY	4-6	4.58	22	14	0	0	88.1	92	48	45	34	40
1983	KANSAS CITY	10-7	3.79	24	24	3	0	161.1	159	75	68	43	58
1984	KANSAS CITY	17-12	3.12	35	35	8	0	257.0	226	99	89	64	140
1985	KANSAS CITY	10-15	4.33	33	33	5	0	205.2	216	111	99	59	122
1986	KANSAS CITY	5-10	3.20	56	4	0	9	121.0	100	49	43	43	68
1987	KANSAS CITY	8-6	3.60	29	18	0	1	122.1	126	63	49	35	61
1988	KANSAS CITY	2-1	4.91	17	0	0	0	22.0	23	12	12	11	19
	CLEVELAND	2-3	5.03	16	7	0	1	59.0	59	35	33	23	44
1989	CLEVELAND	12-11	3.36	33	32	6	0	222.1	213	95	83	52	88
1990	CLEVELAND	11-10	3.53	29	29	5	0	191.0	171	79	75	58	103
	TORONTO	2-1	4.02	3	2	0	0	15.2	10	7	7	3	3
1991	SAN FRANCISCO	12-16	3.99	34	34	3	0	214.1	201	104	95	71	104
1992	SAN FRANCISCO	10-12	3.97	28	28	2	0	177.0	178	88	78	59	82
1993	SAN FRANCISCO	8-2	3.56	16	16	0	0	93.2	89	44	37	33	45
1994	SAN FRANCISCO	4-2	4.47	10	10	0	0	54.1	50	31	27	16	28
1995	CLEVELAND	4-2	6.85	11	10	0	0	47.1	63	42	36	16	34
Major League Totals		121-116	3.84	398	296	32	11	2053.1	1978	982	876	623	1039

BLACK'S MAJOR LEAGUE MANAGERIAL RECORD

Year	Club	League	W	L	Pct.	Finish	Postseason
2007	SAN DIEGO	National	89	74	.546	3rd	NONE
2008	SAN DIEGO	National	63	99	.389	5th	NONE
2009	SAN DIEGO	National	75	87	.463	4th	NONE
2010	SAN DIEGO	National	90	72	.556	2nd	NONE
2011	SAN DIEGO	National	71	91	.438	5th	NONE
2012	SAN DIEGO	National	76	86	.469	4th	NONE
2013	SAN DIEGO	National	76	86	.469	3rd	NONE
2014	SAN DIEGO	National	77	85	.475	3rd	NONE
2015	SAN DIEGO	National	32	33	.492	---	NONE
2017	COLORADO	National	87	75	.537	3rd	NL Wild Card, L 8-11
2018	COLORADO	National	91	72	.558	2nd	NL Wild Card, W 2-1 (13); NLDS, L 0-3
2019	COLORADO	National	71	91	.438	4th	NONE
2020	COLORADO	National	26	34	.433	4th	NONE
2021	COLORADO	National	74	87	.460	4th	NONE
Major League Totals			998	1072	.482	-	-
Colorado Rockies Totals			349	359	.493	-	-

2022 ROCKIES BIRTHDAYS**January**

Kris Bryant 1/4/92
C.J. Cron 1/5/90
José Iglesias 1/5/90
Ron Gideon 1/13/64
Dom Nunez 1/17/95
Antonio Senzatela 1/21/95
Tyler Kinley 1/31/91

February

Stu Cole 2/7/66
Sam Vilade 2/18/99
Ryan Hilliard 2/21/94
Germán Márquez 2/22/95
Robert Stephenson 2/24/93
Yonathan Daza 2/28/94

March

Lucas Gilbreath 3/5/96
Scott Oberg 3/13/90

April

Peter Lambert 4/18/97
Noah Davis 4/22/97

May

Mike Redmond 5/5/71
Brian Serven 5/5/95
Kyle Freeland 5/14/93
Kyle Holder 5/25/94
Alan Trejo 5/30/96

June

Jordan Sheffield 6/1/95
Tim Lopes 6/24/94
Daniel Bard 6/25/85
Bud Black 6/30/57

July

Charlie Blackmon 7/1/86
Ryan Rolison 7/11/97
JD Hammer 7/12/94
Ashton Goudeau 7/23/92

August

Ezequiel Tovar 8/1/01
Darryl Scott 8/6/68
Helcris Olivarez 8/8/00
Brendan Rodgers 8/9/96
Randal Grichuk 8/13/91
Connor Joe 8/16/92
Elehuris Montero 8/17/98

September

Ryan Feltner 9/2/96
Chad Kuhl 9/10/92
Zach Lee 9/13/91
Dave Magadan 9/30/62

October

Bret Boswell 10/4/94
Scott Schebler 10/6/90
Jhoulys Chacin 10/7/88
Colton Welker 10/9/97
Garrett Hampson 10/10/94
Nate Griep 10/11/93
Ty Blach 10/20/90
Ben Bowden 10/21/94
Carlos Pérez 10/27/90

November

Elias Díaz 11/17/90
Austin Gomber 11/23/93
Justin Lawrence 11/25/94

December

Julian Fernández 12/5/95
Zac Veon 12/12/01
Ryan McMahon 12/14/94
Aaron Muñoz 12/24/88
Carlos Estévez 12/28/92
Alex Colomé 12/31/88



Opening Day Age: 56
Born: Feb. 7, 1966 in Charlotte, N.C.
Residence: Charlotte, N.C.
Coaching Experience: 27 Years
Named Coach: Nov. 15, 2012

39 | STU COLE THIRD BASE COACH

COLE

COACHING CAREER: The 2022 season is Stu Cole's 28th with the Rockies organization, his 10th year as the Major League third base coach.

- Cole also assists in handling infield instruction at the Major League level ... during Cole's tenure, two Rockies infielders have won multiple Gold Gloves: DJ LeMahieu (2014, 2017-18) and Nolan Arenado (2013-20).
- Prior to joining the Rockies' Major League staff, Cole was the manager at Triple-A Colorado Springs for parts of four seasons (2009-12) ... promoted to manage the Sky Sox in the middle of the 2009 season, replacing Tom Runnels after Runnels was named the Rockies' Major League bench coach.
- Has 12 years of experience as a manager in the Minor Leagues, with a 794-830 (.489) record ... prior to joining the Sky Sox, Cole was the manager of the Double-A Tulsa Drillers beginning in 2006 ... he led the Drillers to a first-half North Division title with a 41-29 record in his first season ... prior to managing the Drillers, Cole was at the helm of Colorado's High-A Visalia Oaks for four seasons.
- In 2003, he guided Visalia to a league and organizational-best 79-61 record (.564), en route to being named California League Manager of the Year.
- Prior to his managerial jobs, Cole spent six years as a Minor League coach, all with Colorado.

PLAYING CAREER: A former infielder, Cole played nine seasons of professional baseball, his last three with the Rockies' Triple-A affiliate in Colorado Springs, from 1993-95.

- Made his Major League debut Sept. 5, 1991 at Chicago-AL and played nine games for the Royals that year ... collected his first and only Major League hit Sept. 13, 1991, a 12th-inning single off Mariners pitcher Mike Jackson.
- Cole began his professional career in 1987, after being selected in the third round of the First-Year Player Draft by Kansas City.

PERSONAL: Stu and his wife Maria make their home in Charlotte, N.C. ... they have two children, Stu Jr. and Victoria, and two grandchildren.

- Attended the University of North Carolina at Charlotte before being drafted.

COLE'S MAJOR LEAGUE PLAYING RECORD

Year	Club	AVG	G	AB	R	H	2B	3B	HR	RBI	BB	SO	SB
1991	KANSAS CITY	.143	9	7	1	1	0	0	0	0	2	2	0
Major League Totals		.143	9	7	1	1	0	0	0	0	2	2	0



Opening Day Age: 51
Born: June 2, 1970 in Thomasville, Ala.
Residence: Thomasville, Ala.
Coaching Experience: 21 years
Named Coach: Dec. 13, 2021

74 | REID CORNELIUS BULLPEN COACH

CORNELIUS

COACHING CAREER: Cornelius joins the Rockies as the club's bullpen coach after serving as the Miami Marlins' rehab pitching coach in 2021 ... the 2022 season will mark his 33rd season in professional baseball.

- Cornelius rejoined the Marlins in 2019 after serving two seasons as the Triple-A Gwinnett pitching coach in the Atlanta Braves organization.
- Prior to joining the Braves, spent the previous 14 seasons (2003-16) in a variety of coaching roles in the Marlins organization, working the final seven years (2010-16) as the Major League bullpen coach, including 2013-15 under then Marlins manager and current Rockies bench Coach Mike Redmond.

PLAYING CAREER: Cornelius pitched professionally for 12 seasons after being drafted by the Montreal Expos in the 11th round of the 1988 First-Year Player Draft.

- Made his Major League debut April 29, 1995 with the Expos ... made 18 total relief appearances that season, between the Expos and the Mets after being traded to New York for David Segui.
- Next appeared in the Majors in 1999 with the Marlins, going 1-0 with a 3.26 ERA in five games.
- Final Major League game came on Sept. 30, 2000 with the Marlins.
- Spent time with five organizations over his 12-year career: Montreal (1989-1995), New York-NL (1995), Cleveland (1996), Florida (1997-98, 98-2000) and Arizona (1998).

PERSONAL: Jonathan Reid Cornelius ... son of Ted and Ila ... he and his wife, Marla, have two children, Abby and Sam.

- Earned his degree from Florida Atlantic University in accounting in 2007.
- Enjoys hunting and fishing in his spare time.

CORNELIUS' MAJOR LEAGUE PLAYING RECORD

Year	Club	W-L	ERA	G	GS	CG	SV	IP	H	R	ER	BB	SO
1995	MONTREAL	0-0	8.00	8	0	0	0	9.0	11	8	8	5	4
	NEW YORK-NL	3-7	5.15	10	10	0	0	57.2	64	36	33	25	35
1999	FLORIDA	1-0	3.26	5	2	0	0	19.1	16	7	7	5	12
2000	FLORIDA	4-10	4.82	22	21	0	0	125.0	135	74	67	50	50
Major League Totals		8-17	4.91	45	33	0	0	211.0	226	125	115	85	101

PITCHERS TO PLAY THE FIELD

Jason Gurka was the first pitcher to play in the field in Rockies history. He played right field in the 16th inning of a 5-4 win at Dodger Stadium on Sept. 15, 2015.

Kyle Freeland became the second pitcher in Rockies history to play the field, also playing right field. The southpaw entered game two of a doubleheader on Aug. 25, 2021 at Wrigley Field in the 10th inning. The Rockies defeated the Cubs 13-10.



Opening Day Age: 58
Born: Jan. 13, 1964 in Hallsville, Texas
Residence: Hallsville, Texas
Coaching Experience: 31 Years
Named Coach: Dec. 22, 2016

53 | RON GIDEON FIRST BASE COACH

GIDEON

COACHING CAREER: Ron Gideon enters his sixth season as a member of the Major League coaching staff, his fourth as the first base coach ... this is his 26th season in the Rockies organization and his 31st as a professional coach.

- Previously served as a coach on the Major League staff in 2017-18, before being named first base coach prior to the 2019 season.
- Spent four seasons as a supervisor of development (2013-16), after serving the previous five seasons as a roving field coordinator (2008-12) and as the manager of Double-A Tulsa (2009-10).
- In 2014, as the Double-A supervisor of development, Gideon was named the winner of the P.J. Carey Player Development Award, given to the top player development staff member in the Rockies organization.
- Managed Short-Season Tri-City for four seasons (2002-05) and Double-A Carolina for two seasons (2000-01).
- In 1999, he managed High-A Salem to a .500 record (69-69), the best record in the Rockies organization that season.
- Also managed at Low-A Asheville (1997-98) and Short-Season Portland in 1996, his first position in the Rockies organization.
- Managed Short-Season Pittsfield (1995) and Rookie Level Kingsport (1993-94) in the New York Mets organization ... his first professional coaching stint came with Double-A Binghamton and High-A St. Lucie in the Mets organization.

PLAYING CAREER: Gideon's professional playing career began in 1984, after he was drafted by the Philadelphia Phillies in the first round (22nd overall) of the First-Year Player Draft.

- Played two seasons in the Phillies system before being traded to the Mets in 1986.
- Was a first baseman and a pitcher for the Mets, where he reached as high as the Double-A level.
- Played collegiately at Panola Junior College, where he was a two-time All-American.

PERSONAL: Ron Gideon resides in Hallsville, Texas, in the offseason.

- He and his wife Kim have two daughters, Shelby and Bailey, son Ronnie Jr., and three grandchildren: Luke, Brooklyn and Katie.

PLAYERS WITH MOST SEASONS WITH THE ROCKIES

Player	Seasons	Years
Todd Helton	17	1997-2013
Charlie Blackmon	11	2011-2021
Larry Walker	10	1995-2004
Troy Tulowitzki	10	2006-2015
Aaron Cook	10	2002-2011
Carlos González	10	2009-2018
Vinny Castilla	9	1993-1999, 2004, 2006
Jorge De La Rosa	9	2008-2016
Nolan Arenado	8	2013-2020



Opening Day Age: 40
Born: Dec. 15, 1981 in Rio Piedra, P.R.
Residence: Rio Piedra, P.R.
Coaching Experience: 8 years
Named Coach: Dec. 13, 2021

38 | ANDY GONZÁLEZ ASSISTANT HITTING COACH

COACHING CAREER: González enter his first season as the club's assistant hitting coach, his eighth season with the Rockies organization ... the 2022 season will be his eighth with the Rockies organization ... the Rio Piedras, Puerto Rico native played in parts of three Major League seasons with the White Sox (2007), Indians (2008) and Marlins (2009) ... a former infielder, Gonzalez last played in affiliated ball in 2013 in the Philadelphia organization.

- Spent each of the last three seasons as the Rockies' camps and fundamentals coordinator.
- Served three seasons as the supervisor of player development for Rookie Level Grand Junction (2017-19), one season as the manager of Short-Season Boise (2016) and one season as Boise's hitting coach (2015).

PLAYING CAREER: González played professionally for 14 seasons after being drafted by the Chicago White Sox in the fifth round of the 2001 First-Year Player Draft.

- Played in parts of three Major League seasons with the White Sox (2007), Indians (2008) and Marlins (2009) ... appeared in 32 games in the outfieldm 29 at third base, 12 at first base, five at shortstop and four at second base.
- Made his Major League debut on April 25, 2007 with the White Sox.
- Final Major League game came on Oct. 3, 2009 with the Marlins.
- Spent time with five organizations over his playing career: Chicago-AL (2001-07), Cleveland (2008), Florida (2009), Milwaukee (2011-12) and Philadelphia (2013).

PERSONAL: Angel Manuel González ... attended Florida Air Academy HS in Melbourne, Fla.

- Married to Damaris Rivera ... have two daughters, Danaelis González Rivera and Abigail González Rivera.

GONZÁLEZ'S MAJOR LEAGUE PLAYING RECORD

Year	Club	AVG	G	AB	R	H	2B	3B	HR	RBI	BB	SO	SB
2007	CHICAGO-AL	.185	67	189	17	35	6	0	2	11	25	61	1
2008	CLEVELAND	.208	10	24	3	5	0	0	1	2	6	5	0
2009	FLORIDA	.083	14	12	1	1	0	1	0	0	0	4	0
Major League Totals		.182	91	225	21	41	6	1	3	13	31	70	1

ROCKIES QUALITY START LEADERS BY SEASON

Season	Name	QS	Season	Name	QS
1993	Armando Reynoso	13	2007	Jeff Francis	19
1994	Marvin Freeman	13	2008	Aaron Cook, Ubaldo Jiménez	18
1995	Kevin Ritz	13	2009	Ubaldo Jiménez	24
1996	Kevin Ritz, Mark Thompson	15	2010	Ubaldo Jiménez	25
1997	John Thomson	15	2011	Jhoulys Chacín	18
1998	Darryl Kile	19	2012	Three players	4
1999	Pedro Astacio	18	2013	Jhoulys Chacín	19
2000	Pedro Astacio	19	2014	Jorge De La Rosa	17
2001	Shawn Chacon	14	2015	Jorge De La Rosa	14
2002	Mike Hampton	13	2016	Chad Bettis	17
2003	Jason Jennings	15	2017	Germán Márquez	14
2004	Jason Jennings	17	2018	Kyle Freeland	24
2005	Jeff Francis	14	2019	Jon Gray	13
2006	Jason Jennings	20	2020	Kyle Freeland, Germán Márquez	9
			2021	German Márquez	17



Opening Day Age: 59
Born: Sept. 30, 1962 in Tampa, Fla.
Residence: Palm Harbor, Fla
Coaching Experience: 19 years
Named Coach: Dec. 12, 2018

16 | DAVE MAGADAN HITTING COACH

MAGADAN

COACHING CAREER: Dave Magadan begins his fourth season as the Rockies' hitting coach after being named to that position on Dec. 12, 2018.

- Spent the previous three seasons as the hitting coach for the Arizona Diamondbacks (2016-18).
- In 2017, helped lead the D-backs to a single-season franchise-record 220 home runs ... that season, Arizona's offense finished in the top five in the National League in runs (812, 4th), hits (1,405, 5th), doubles (314, 1st), triples (39, 1st), home runs (220, 5th) and slugging percentage (.445, 2nd).
- Also served as the hitting coach with San Diego (2003-06), Boston (2007-12) and Texas (2013-15).
- In his career as a hitting coach, his teams have led the league in: runs (2011 Red Sox, 875), hits (2011 Red Sox, 1600; 2019 Rockies, 1502), doubles (2007 Red Sox, 352; 2010 Red Sox, 358; 2011 Red Sox, 352; 2012 Red Sox, 339; 2017 D-backs, 314; 2019 Rockies, 323), triples (2005 Padres, 39; 2016 D-backs, 56; 2017 D-backs, 39, 2019 Rockies, 41), walks (2007 Red Sox, 689; 2008 Red Sox, 646), batting average (2019 Rockies, 265), on-base percentage (2008 Red Sox, .358; 2011 Red Sox, .349) and slugging percentage (2011 Red Sox, .461).
- Was a member of the coaching staff for the 2007 World Champion Red Sox.

PLAYING CAREER: Magadan was selected by the New York Mets in the second round of the 1983 First-Year Player draft.

- Played 16 seasons for the Mets (1986-92), Marlins (1993-94), Mariners (1993), Astros (1995), Cubs (1996), A's (1997-98) and Padres (1999-2001) ... over his career, batted .288 with 42 home runs and 495 RBI in 1,582 games.

PERSONAL: David Joseph Magadan ... he and his wife Monique reside in Palm Harbor, Fla., during the offseason ... they have four children: Jordan, Christian, Peyton and Avery.

- Magadan is a cousin and godson to former Major League manager, Lou Piniella.
- A graduate of Jesuit High School in Tampa, Fla. ... went on to attend the University of Alabama, where he was a three-time All-SEC selection.
- Inducted into the National College Baseball Hall of Fame in 2010, and the Alabama Sports Hall of Fame in 2014.

MAGADAN'S MAJOR LEAGUE PLAYING RECORD

Year	Club	AVG	G	AB	R	H	2B	3B	HR	RBI	BB	SO	SB
1986	NEW YORK-NL	.444	10	18	3	8	0	0	0	3	3	1	0
1987	NEW YORK-NL	.318	85	192	21	61	13	1	3	24	22	22	0
1988	NEW YORK-NL	.277	112	314	39	87	15	0	1	35	60	39	0
1989	NEW YORK-NL	.286	127	374	47	107	22	3	4	41	49	37	1
1990	NEW YORK-NL	.328	144	451	74	148	28	6	6	72	74	55	2
1991	NEW YORK-NL	.258	124	418	58	108	23	0	4	51	83	50	1
1992	NEW YORK-NL	.283	99	321	33	91	9	1	3	28	56	44	1
1993	FLORIDA SEATTLE	.286	66	227	22	65	12	0	4	29	44	30	0
	SEATTLE	.259	71	228	27	59	11	0	1	21	36	33	2
1994	FLORIDA	.275	74	211	30	58	7	0	1	17	39	25	0
1995	HOUSTON	.313	127	348	44	109	24	0	2	51	71	56	2
1996	CHICAGO-NL	.254	78	169	23	43	10	0	3	17	29	23	0
1997	OAKLAND	.303	128	271	38	82	10	1	4	30	50	40	1
1998	OAKLAND	.321	35	109	12	35	8	0	1	13	13	12	0
1999	SAN DIEGO	.274	116	248	20	68	12	1	2	30	45	36	1
2000	SAN DIEGO	.273	95	132	13	36	7	0	2	21	32	23	0
2001	SAN DIEGO	.250	91	128	12	32	7	0	1	12	12	20	0
Major League Totals		.288	1582	4159	516	1197	218	13	42	495	718	546	11



Opening Day Age: 33
Born: Dec. 24, 1988 in Nogales, Sonora, Mexico
Residence: Scottsdale, Ariz.
Coaching Experience: Six years
Named to Staff: Dec. 22, 2016

77 | AARON MUÑOZ BULLPEN CATCHER

MUÑOZ

STAFF EXPERIENCE: Aaron Muñoz enters his seventh season as the bullpen catcher and Major League operations assistant for the Rockies.

- Day-to-day responsibilities include being available for pitchers and pitching coaches, catching all bullpen sessions and helping pitchers warm up, as well as helping set up the field.

PLAYING CAREER: Muñoz was selected by the Toronto Blue Jays in the 34th round of the 2011 First-Year Player Draft.

- Played four seasons in the Minor Leagues across two teams (Blue Jays, Rockies), reaching as high as Double-A.
- Batted .212 (91-for-430) with 40 runs, 12 doubles, one triple, 40 RBI, 38 walks and 98 strikeouts across 142 games.

PERSONAL: Luis Aaron Muñoz resides in Phoenix, Ariz., during the offseason.

- Son of Luis and Nora ... has an older sister Cindy and younger brother Anthony, who currently serves in the Army.
- His father Luis was a roofer for over 30 years in Arizona ... his mother Nora works with children with special needs.
- Attended Alhambra High School in Phoenix, Ariz., graduating in the top 10% of his class.
- Received his associates degree from Gateway Community College ... transferred to North Western State in Natchitoches, La., where he earned his bachelor's degree in social science with a minor in communications.



Kyle Cunningham

Assistant Bullpen Catcher

STAFF EXPERIENCE: Kyle Cunningham enters his fifth season on the Colorado Rockies' staff.

- Day-to-day responsibilities include being available for pitchers and pitching coaches, catching all bullpen sessions and helping pitchers warm up, as well as helping set up the field.

PLAYING CAREER: Signed by Colorado as a non-drafted free agent, July 17, 2017.

- Played in the Rockies' system for two seasons, appearing in eight game for Rookie League Grand Junction in 2017 and one game for Single-A Asheville in 2018.

PERSONAL: Kyle Patrick Cunningham resides in Scottsdale, Ariz. in the offseason.

- Attended St. John's University in Queens, N.Y.
- Enjoys going to the beach in his free time.
- Likes football and is a Tennessee Titans fan.

CONSECUTIVE QUALITY STARTS, SINGLE SEASON

Player	Consecutive QS	Date
Ubaldo Jiménez	14	April 5-June 17, 2010
Germán Márquez	12	July 29-Sept. 26, 2018
Ubaldo Jiménez	12	July 10-Sept. 7, 2009
Kyle Freeland	11	Aug. 6-Sept. 28, 2018



Opening Day Age: 40
Born: Nov. 23, 1981 in San Dimas, Calif.
Residence: San Dimas, Calif.
Coaching Experience: 4 years
Named Coach: Dec. 13, 2021

68 | P.J. PILITTERE ASSISTANT HITTING COACH

PILITTERE

COACHING CAREER: Pilittere joins the Rockies after spending the past four seasons as the assistant hitting coach with the New York Yankees, his first stint in a Major League coaching role.

- Prior to joining the Yankees' Major League staff, served as the hitting coach at four different levels in the Yankees organization over five years from 2013-17: Triple-A Scranton/Wilkes-Barre (2017), Double-A Trenton (2015-16), High-A Tampa (2014) and Low-A Charleston (2013).
- Began his coaching career as a coach with the GCL Yankees in 2012 after playing in eight Minor League seasons as a catcher in the Yankees system from 2004-11.

PLAYING CAREER: Pilittere played eight seasons professionally as a catcher in the Yankees organization from 2004-11

- Drafted in the 13th round of the 2004 First-Year Player Draft
- Reached the Triple-A level for the first time in 2009
- Finished his eight-year Minor League career hitting .264/.317/.348 with 16 home runs and 183 RBI.

PERSONAL: Peter John Pilittere ... pill-ih-TAIR-ee ... attended California State University, Fullerton where he was part of the 2004 national championship baseball team, winning the Baseball College World Series.

- He and his wife Shannon have a daughter, Jordan.
- Avid fan of the Buffalo Bills.

ROCKIES 125-RBI SEASONS

Andres Galarraga.....	150 (1996)	Nolan Arenado.....	133 (2016)
Todd Helton.....	147 (2000)	Dante Bichette.....	133 (1999)
Todd Helton.....	146 (2001)	Vinny Castilla.....	131 (2004)
Vinny Castilla.....	144 (1998)	Nolan Arenado.....	130 (2017)
Preston Wilson.....	141 (2003)	Nolan Arenado.....	130 (2015)
Dante Bichette.....	141 (1996)	Larry Walker.....	130 (1997)
Andres Galarraga.....	140 (1997)	Ellis Burks.....	128 (1996)
Matt Holliday.....	137 (2007)	Dante Bichette.....	128 (1995)



Opening Day Age: 50
Born: May 5, 1971 in Seattle, Wash.
Residence: Spokane, Wash.
Coaching Experience: 10 years
Named Coach: Nov. 16, 2016

8 | MIKE REDMOND BENCH COACH

REDMOND

MANAGING/COACHING CAREER: Mike Redmond enters his sixth season as the Rockies bench coach.

- Served as manager for the Miami Marlins for three seasons (2013-2015), posting a record of 155-207 (.428).
- Began his managerial career in 2011 with Low-A Lansing (Toronto Blue Jays affiliate), where he was named the Midwest League Manager of the Year ... Redmond was then promoted to High-A Dunedin, where he managed for the 2012 season, posting a record of 78-55 (.586) and winning the Florida State League North Division ... Dunedin eventually lost in the postseason semifinals.

PLAYING CAREER: Redmond, a catcher, played parts of 13 seasons with Florida (1998-2004), Minnesota (2005-09) and Cleveland (2010).

- Originally signed by Florida as a non-drafted free agent on Aug. 18, 1992, and made his Major League debut on May 30, 1998 vs. Milwaukee.
- During his career, he allowed 382 stolen bases while throwing out 177 base runners (32%).
- A member of the Marlins' 2003 World Series Championship team.

PERSONAL: Michael Patrick Redmond ... he and his wife Michele have two sons, Ryan Patrick and Michael Andrew (Mookie) ... they reside in Spokane, Wash., during the offseason.

- Graduated from Gonzaga Preparatory School in 1989 ... went on to play baseball at Gonzaga University, where he was named a First Team Pac-10 All-Conference Selection in both 1991 and 1992.
- In 2002, Redmond founded the "Red's Rally Cap" program, which helps give inspiration and strength to patients receiving cancer treatment.

REDMOND'S MAJOR LEAGUE PLAYING RECORD

Year	Club	AVG	G	AB	R	H	2B	3B	HR	RBI	BB	SO	SB
1998	FLORIDA	.331	37	118	10	39	9	0	2	12	5	16	0
1999	FLORIDA	.302	84	242	22	73	9	0	1	27	26	34	0
2000	FLORIDA	.252	87	210	17	53	8	1	0	15	13	19	0
2001	FLORIDA	.312	48	141	19	44	4	0	4	14	13	13	0
2002	FLORIDA	.305	89	256	19	78	15	0	2	28	21	34	0
2003	FLORIDA	.240	59	125	12	30	7	1	0	11	7	16	0
2004	FLORIDA	.256	81	246	19	63	15	0	2	25	14	28	1
2005	MINNESOTA	.311	45	148	17	46	9	0	1	26	6	14	0
2006	MINNESOTA	.341	47	179	20	61	13	0	0	23	4	18	0
2007	MINNESOTA	.294	82	272	23	80	13	0	1	38	18	23	0
2008	MINNESOTA	.287	38	129	14	37	6	0	0	12	5	11	0
2009	MINNESOTA	.237	45	135	9	32	5	1	0	7	11	19	0
2010	CLEVELAND	.206	22	63	7	13	4	0	0	5	2	10	0
Major League Totals		.287	764	2264	208	649	117	3	13	243	145	255	1

REDMOND'S MAJOR LEAGUE MANAGERIAL RECORD

Year	Club	League	W	L	Pct.	Finish	Postseason
2013	MIAMI	National	62	100	.383	6th	None
2014	MIAMI	National	77	85	.475	4th	None
2015	MIAMI	National	16	22	.421	---	None
Major League Totals			155	207	.428		



Opening Day Age: 53
Born: Aug. 6, 1968 in Fresno, Calif.
Residence: Phoenix, Ariz.
Coaching Experience: 12 years
Named Coach: Dec. 13, 2021

72 | DARRYL SCOTT PITCHING COACH

SCOTT

MANAGING/COACHING CAREER: Darryl Scott enters his first season as the Rockies pitching coach, after being named to the position on Dec. 13, 2021 ... prior to being named pitching coach, Scott served as the Rockies' bullpen coach for the 2020-21 seasons.

- Served the previous three seasons (2017-19) as one of the Rockies' Minor League pitching coordinators.
- Previously served as the pitching coach for four different Rockies affiliates across eight seasons: Triple-A Albuquerque (2015-16), Double-A Tulsa (2013-14), High-A Modesto (2011-12) and Short-Season Tri-City.

PLAYING CAREER: Scott pitched professionally for 11 seasons after signing with the California Angels in 1990 as an undrafted free agent.

- Made his Major League debut May 31, 1993 with the Angels ... made 16 relief appearances that season, his only season in the Majors, going 1-2 with a 5.85 ERA.
- Spent time with six organizations over his 11-year career: Los Angeles-AL (1990-93), Colorado (1995, 2000), Cleveland (1996-97), Montreal (1998), Philadelphia (1998-2000) and Arizona (2000) ... also spent time playing professionally in Japan (1994) and Venezuela.
- Pitched in the Rockies organization in 1995 and 2000, both with Triple-A Colorado Springs ... was a member of the 1995 Pacific Coast League Championship Sky Sox team.

PERSONAL: Darryl Nelson Scott ... he and his wife Liz have three sons: Casey, Ryan and Christopher.

- Played collegiately at Loyola Marymount University, where he earned his degree in psychology.

SCOTT'S MAJOR LEAGUE PLAYING RECORD

Year	Club	W-L	ERA	G	GS	CG	SV	IP	H	R	ER	BB	SO
1993	CALIFORNIA	1-2	5.85	16	0	0	0	20.0	19	13	13	11	13
Major League Totals		1-2	5.85	16	0	0	0	20.0	19	13	13	11	13

POSITION PLAYERS TO PITCH

Five position players have pitched in games for the Rockies. Working a scoreless 12th, catcher **Brent Mayne** was the winning pitcher on Aug. 22, 2000, in a 12-inning, 7-6 win vs. Atlanta. Infielder **Todd Zeile** threw a scoreless ninth inning in a 16-3 loss to the Los Angeles Dodgers on Sept. 14, 2002 at home. In 2019, infielder **Mark Reynolds** pitched one inning in a 19-2 Rockies loss vs. San Francisco on July 15, and on Sept. 2 at Dodger Stadium, outfielder **Ian Desmond** worked a scoreless eighth inning before hitting a home run in the ninth inning. In 2020, **Drew Butera** pitched 1.2 innings in a 23-5 Rockies loss vs. San Francisco on Sept. 1. Infielder **Joshua Fuentes** tossed a scoreless eighth inning on April 26, 2021 for the Rockies in a 12-0 loss to the Giants at Oracle Park in San Francisco.

Colorado Rockies Medical Staff



Keith Dugger

Head Athletic Trainer

Keith Dugger enters his 18th season as head athletic trainer after being named to the post on Nov. 18, 2004. Dugger, who spent six seasons as the club's assistant trainer, is the third head trainer in franchise history.

The 2022 season will be Dugger's 30th with the Rockies organization and 32nd in professional baseball. The 56-year-old spent six seasons in the Rockies' Minor League system before being promoted to assistant trainer on Nov. 1, 1998. He joined Colorado after three years (1990-92) as a trainer in the Padres organization, and has also worked in both the Arizona Fall League and Hawaiian Winter League.

In 2003, he and Tom Probst were named Major League Training Staff of the Year by their peers. Dugger was also named the National League's All-Star Game trainer for the 2010 game in Anaheim and for the 2021 All-Star Game in Denver. He previously served on the Executive Board and currently serves on the MLB Advisory Committee, the Pitchsmart Advisory Committee and is the National League representative for Professional Baseball Athletic Trainers Society (PBATS). He also served as the trainer for the 2018 All-Star Tour in Japan.

A graduate of San Diego State University in 1988, Keith and his wife Shannon reside in Castle Pines, Colo., with their daughter Tianna and son Cashel.



Kunio Nakatani

Team Massage Therapist

Kunio Nakatani is in his 15th season as the Rockies' team massage therapist and acupuncturist. He earned his master's degree in oriental medicine from SAMRA University in 2002 and he has been practicing acupuncture and massage for more than 20 years.

Nakatani is a doctor in Oriental Medicine by NCCAOM (National Certification Commission for Acupuncture and Oriental Medicine) and he is a state licensed acupuncturist in Colorado and California.

Prior to working for the Rockies, Nakatani worked as an interpreter in Japanese and English for the Texas Rangers for two seasons (2006-07). Kunio currently resides in Denver.



Gabe Bauer

Director of Physical Performance

Gabe Bauer begins his eighth season as the Rockies' director of physical performance. Bauer served as the organization's Minor League physical performance coordinator for six seasons (2009-14) and the physical performance coach prior to that (2007-08).

A native of Stevens Point, Wis., he received his bachelor's degree from the University of Wisconsin-Stevens Point and his master's degree from St. Cloud State University. He is a registered strength and conditioning coach (RSCC) and certified strength and conditioning specialist (CSCS) through the National Strength and Conditioning Association.

Gabe and his wife Cierra reside in Castle Rock, Colo., with their daughter Ellie and son Greyson.



Mike Jasperson

Physical Performance Coach

Mike Jasperson enters his 13th season with the Rockies, his eighth season as the Major League physical performance coach.

Originally from Salt Lake City, Utah, "Jaspy" graduated with a bachelor's degree in exercise science from Colorado State University-Pueblo, where he played baseball his junior and senior years. After graduating, he interned at the University of Denver with the strength and conditioning department. He is a registered strength and conditioning coach (RSCC) and certified strength and conditioning specialist (CSCS) through the National Strength and Conditioning Association.

Jasperson currently resides in Denver, Colo. during the offseason.

(Colorado Rockies Medical Staff, continued)



Scott Murayama

Major League Rehab Coordinator

Scott Murayama begins his 22nd season with the Colorado Rockies and his first as Major League Rehab Coordinator. He served for 18 seasons as the Minor League rehabilitation coordinator which saw him work with injured players at the Minor League level, help with daily duties as an athletic trainer and supervise all medical and injury issues with the eight Minor League teams, including the two in the Dominican Republic.

From 2001-04, he worked as an athletic trainer for Short-Season Tri-City in the Northwest League. In 2005, he was promoted to his current position as the rehab coordinator, Murayama graduated from Colorado State University in 1998 with a bachelor's degree in exercise and sport science with a minor in anatomy and neurobiology. He is a

Colorado native, attended Bear Creek High School, and currently resides in Littleton, Colo.

Heath Townsend

Assistant Athletic Trainer



Heath Townsend enters his third season in Major League Baseball after 19 seasons in the Minors. He received an undergraduate degree in Athletic Training from the University of West Alabama in 1996 and a Master of Arts degree in Health, Physical Education and Recreation from the University of North Alabama in 1998.

Townsend joined the Rockies in 2000 has since served as the athletic trainer for numerous Rockies affiliated. Heath was named the 2001 South Atlantic League Athletic Trainer of the Year and the 2010 Pacific Coast League Trainer of the Year. Among these honors, Townsend has also represented his clubs in numerous Minor League All-Star Games, serving as a trainer.

Townsend most recently served as the Rockies Triple-A athletic trainer from 2006-19. He was asked to assist the Rockies staff for postseason play in 2007 and 2009.

Townsend enjoys hunting, fishing and watching football. He currently resides in Dixons Mills, Ala. with his wife, Becky and son Parker.

Andy Stover

Assistant Athletic Trainer



Andy Stover begins his first season in Major League Baseball after spending the previous 16 years in the Minor Leagues. Stover received a bachelor's degree in athletic training from Ashland University (Ohio) and a master's degree in education from Defiance College (Ohio).

After spending the 2005 season as an intern with the Philadelphia Phillies, he joined the Colorado Rockies in 2006. Stover was the Athletic Trainer for Short Season Tri-City from 2006-12 and was selected as the Northwest League Athletic Trainer of the Year by his peers in 2008 and 2009.

Stover was named assistant minor league rehab coordinator in 2013, working alongside Scott Murayama to oversee the healthcare of the Player Development Department and added the responsibilities of manager, Scottsdale operations in 2020. He was selected to serve as the National League athletic trainer for the 2021 SiriusXM Futures Game held in Denver.

In his free time, he enjoys hiking, paddle boarding and backpacking in the Grand Canyon. Stover and his wife, Lauren currently reside in Phoenix, Ariz. with their three boys.

Colorado Rockies Team Doctors



Dr. Thomas Noonan

Medical Director

Thomas J. Noonan, M.D., was named the Colorado Rockies' medical director on Sept. 24, 2004. Dr. Noonan has been with the Rockies medical team since 2002 as an associate orthopedist, working out of the Steadman Hawkins Clinic in Denver.

Prior to joining the Rockies medical staff, Noonan gained his fellowship in sports medicine at the Steadman Hawkins Clinic in Vail, Colo., and then spent two years as an orthopedic surgeon with Charlotte Orthopedic Specialists in Charlotte, N.C.

Noonan received his undergraduate degree at Princeton University, where he played football. He earned his medical degree and completed his residency at Duke University. He graduated in 1984 from C.E. Jordan High School in Durham, N.C.



Dr. Allen Schreiber

Internal Medicine

Now in his 30th season with the Rockies, Allen Schreiber, M.D., has handled the club's internal medicine needs since 1993. Dr. Schreiber is the former chief of the Division of Gastroenterology at Rose Medical Center. He operates a private practice and is president of the Schreiber Clinic. In previous winters, Schreiber has served as the Denver Nuggets team physician and has also worked with the Colorado Avalanche.

A cum laude graduate of Johns Hopkins University (1973), he completed medical school at New York Medical College, where he graduated in 1976 with valedictorian honors and the David Spiro Award for excellence in pathology. He and his wife Lisa have a son, David, and two daughters, Jillian and Arielle.



Dr. Shawn Caldwell
Team Chiropractor



Dr. Jennifer Kummer
Orthopedic Surgeon
Hand and Upper Extremity



Dr. James Genuario
Orthopedist



Dr. Alex Ebinger
Emergency Medicine
Internist

Colorado Rockies Clubhouse Staff



Mike Pontarelli

Manager - Major League Clubhouse

Mike "Tiny" Pontarelli is in his sixth season as the Rockies' home clubhouse manager. In 2019, Pontarelli was voted the Home Clubhouse Manager of the Year by the Major League Baseball Clubhouse Managers Association.

This will be Pontarelli's 16th season overall in the Rockies home clubhouse. He previously served as the visiting clubhouse manager for two seasons (2015-16). Pontarelli's experience also includes serving as the assistant to the director of clubhouse operations, where he oversaw the club's equipment inventory and budget. He got his start with the Rockies as a bat boy and clubhouse attendant in the visiting clubhouse.

Pontarelli was born in Denver, Colo. and currently resides in Arvada, Colo. with his wife, Ashley, and daughter, Gabriella Rose, born on March 21, 2022. He is a graduate of Arvada West High School and Regis University. He also played baseball while attending Monterey (Calif.) Peninsula College.



Patrick Gill

Coordinator - Home Clubhouse

Patrick Gill enters his 11th season with the Rockies and his first in his current role as home clubhouse coordinator. Gill will also serve as the umpire attendant for the second consecutive season. Prior to this role, Gill worked eight seasons as a home clubhouse attendant and two seasons in the promotions and special events department.

A Denver native, Gill is a graduate of Pomona High School where he played baseball and was a 2006 HS Branch Rickey award recipient. Gill received a degree in journalism and minors in recreation and communications from the University of Northern Colorado.

Patrick and his wife Meagan reside in Thornton, Colorado with their son Luca.



Alan Bossart

Manager - Clubhouse Purchasing/Visiting Clubhouse

Alan Bossart is in his sixth season in his current role with the visiting clubhouse/purchasing manager duties after three seasons as the director of home clubhouse operations.

Bossart was previously the visiting clubhouse manager from 2007-13, where he and his staff were awarded the Pete Sheehy Clubhouse Award for the National League Visiting Clubhouse of the Year in 2009. One of the club's original employees, Bossart is beginning his 31st year with the Rockies. Previously, he oversaw the promotions, special events, in-game entertainment and TV/radio broadcasting departments.

Bossart is a 51-year resident of Denver and was a member of the Colorado Baseball Commission, charged with the task of bringing Major League Baseball to the city. He attended South High School, where he played baseball and soccer, earning all-conference honors in soccer. Bossart attended Colorado College and the University of Denver, studying business management.

Born in Northampton, Mass., Alan and his wife Kim reside in Centennial, Colo., and have three boys: Kyle, Corey and CJ.



Tyler Hines

Culinary Nutritionist

Tyler Hines begins his fifth season with the Colorado Rockies organization. A graduate of Johnson and Wales University, Hines has most recently worked as the assistant nutritionist for the Denver Broncos.

Hines began his career in the food industry at the age of 14. After playing sports in high school and college, Hines developed a deeper passion for sports nutrition and desired to have an impact on the day-to-day health and nutrition of professional athletes.

He currently resides in Denver, Colo.



Brian Brown

Assistant - Culinary Nutritionist

Brian Brown enters his second season with the Rockies as the assistant to the culinary nutritionist. Brown has received an associate degree from the Art Institute in Atlanta, Ga., while pursuing certifications in nutrition and sports nutrition through the ISSA program.

Brown began his culinary career at age 18, working under the Fifth Group Restaurants company in Atlanta at Bold Catering and Design. He was there for six years, working his way up to event chef manager. Brian then went on to be one of the head chefs for the visiting clubhouse at SunTrust Park during its inaugural year, and then the head chef for the Rockies' Spring Training facility at Salt River Fields in Scottsdale, Arizona.

Colorado Rockies Grounds Crew



Mark Razum

Head Groundskeeper

Mark Razum is in his 28th season as head groundskeeper for Coors Field, and his 44th year in the profession. Razum and his staff have built one of the best playing surfaces in professional sports at the corner of 20th and Blake.

"Raz" recently completed a two-year term as president of The Association of Major League Baseball Groundskeepers. In 1998, Razum's peers named him the Turf/Grass Professional of the Year, an award presented by the Rocky Mountain Turf/Grass Association. He was recognized, in part, for the star design he and his staff cut into the Coors Field grass for the 1998 All-Star Game.

Prior to joining the Rockies in October 1994, Razum served six years as head of the Oakland Athletics' grounds crew at the Oakland-Alameda County Coliseum, where players voted the field the best in the American League for three consecutive seasons (1992-94). He spent seven years in charge of spring surfaces for Oakland (1984-89) and the California Angels (1982-84). His groundskeeping career began in 1978 at Municipal Stadium in his native Cleveland, Ohio.



Doug Zabinsky

Assistant Head Groundskeeper



Collin Reedy

Groundskeeping Assistant



Adam Steward

Groundskeeping Assistant

3,000 HITS

On Aug. 7, 2016 at Coors Field, Miami Marlins outfielder **Ichiro Suzuki** recorded his 3,000th Major League hit in the seventh inning off Rockies left-handed pitcher **Chris Rusin**. Ichiro became the 30th player in Major League history to reach the milestone and was the third Major Leaguer to reach 3,000 hits against the Rockies. The Houston Astros' **Craig Biggio** reached 3,000 hits on June 28, 2007 at Minute Maid Park off **Aaron Cook**. San Diego's **Rickey Henderson** reached the milestone on Oct. 7, 2001 at Qualcomm Stadium off **John Thomson**.

SWITCH-HIT HOME RUNS

Two Rockies have homered from both sides of the plate in a single game. **Aaron Miles** accomplished the feat on April 14, 2004 vs. Arizona. **Dexter Fowler** is the most recent player to hit home runs from both sides, Sept. 5, 2011, also vs. Arizona.

Making the 40-Man Roster

JUNE FIRST-YEAR PLAYER DRAFT (17)

Player	Year	Round	School
Charlie Blackmon.....	2008.....	2nd.....	Georgia Tech University
Scott Oberg.....	2012.....	15th.....	University of Connecticut
Ryan McMahon.....	2013.....	2nd.....	Mater Dei HS (CA)
Dom Nuñez.....	2013.....	6th.....	Elk Grove HS (CA)
Kyle Freeland.....	2014.....	1st.....	University of Evansville
Brendan Rodgers.....	2015.....	1st.....	Lake Mary HS (FL)
Peter Lambert.....	2015.....	2nd.....	San Dimas HS (CA)
Justin Lawrence.....	2015.....	12th.....	Daytona Beach Community College
Sam Hilliard.....	2015.....	15th.....	Wichita State University
Ben Bowden.....	2016.....	2nd.....	Vanderbilt University
Garrett Hampson.....	2016.....	3rd.....	California State University Long Beach
Colton Welker.....	2016.....	4th.....	Stoneman-Douglas HS (FL)
Ryan Vilade.....	2017.....	2nd.....	Stillwater HS (OK)
Lucas Gilbreath.....	2017.....	7th.....	University of Minnesota
Alan Trejo.....	2017.....	16th.....	San Diego State University
Ryan Rolison.....	2018.....	1st.....	University of Mississippi
Ryan Feltner.....	2018.....	4th.....	Ohio State University

NON-DRAFTED INTERNATIONAL FREE AGENT (5)

Player	Date Signed	School / Country
Yonathan Daza.....	Oct. 20, 2010.....	Venezuela
Carlos Estévez.....	May 31, 2011.....	Dominican Republic
Antonio Senzatela.....	July 8, 2011.....	Venezuela
Helcris Olivarez.....	Aug. 12, 2016.....	Dominican Republic
Ezequiel Tovar.....	Aug. 1, 2017.....	Venezuela

MAJOR LEAGUE FREE AGENT (5)

Player	Date Signed	Last Organization
C.J. Cron.....	Oct. 5, 2021.....	Colorado (re-signed)
Jhoulys Chacín.....	Nov. 13, 2021.....	Colorado (re-signed)
José Iglesias.....	March 16, 2022.....	Boston
Alex Colomé.....	March 17, 2022.....	Minnesota
Kris Bryant.....	March 18, 2022.....	San Francisco

MINOR LEAGUE FREE AGENT (4)

Player	Date Signed	Last Organization
Eliás Díaz.....	Jan. 6, 2020.....	Pittsburgh
Daniel Bard.....	Feb. 21, 2020.....	New York-NL (2017)
Connor Joe.....	Nov. 15, 2020.....	Los Angeles-NL
Ty Blach.....	Dec. 17, 2021.....	Baltimore

TRADE (7)

Player	Team	Date	In Exchange For
Germán Márquez.....	Tampa Bay.....	Jan. 28, 2016.....	Corey Dickerson & Kevin Padlo
Robert Stephenson.....	Cincinnati.....	Nov. 25, 2020.....	Jeff Hoffman & Case Williams
Austin Gomber.....	St. Louis.....	Feb. 1, 2021.....	Nolan Arenado
Elehuris Montero.....	St. Louis.....	Feb. 1, 2021.....	Nolan Arenado
Noah Davis.....	Cincinnati.....	July 28, 2021.....	Mychal Givens
Ashton Goudeau.....	Cincinnati.....	July 29, 2021.....	Cash considerations
Randal Grichuk.....	Toronto.....	March 26, 2022.....	Raimel Tapia & cash considerations

WAIVER CLAIM (1)

Player	Date Claimed	Last Organization
Tyler Kinley.....	Dec. 9, 2019.....	Miami

RULE 5 DRAFT (1)

Player	Date Selected	Last Organization
Jordan Sheffield.....	Dec. 10, 2020.....	Los Angeles-NL

RETURNED AFTER RULE 5 CLAIM (1)

Player	Date Returned	Last Organization
Julian Fernández.....	Dec. 10, 2020.....	Miami (via San Francisco)

2022 Colorado Rockies 40-Man Roster

Alphabetical

52	Bard, Daniel	RHP
50	Blach, Ty	LHP
10	Black, Bud	Manager
19	Blackmon, Charlie (L)	OF
51	Bowden, Ben	LHP
23	Bryant, Kris	OF
43	Chacín, Jhoulys	RHP
39	Cole, Stu	Third Base Coach
37	Colomé, Alex	RHP
74	Cornelius, Reid	Bullpen Coach
25	Cron, C.J.	INF
75	Cunningham, Kyle	Asst. Bullpen Catcher
63	Davis, Noah	RHP
2	Daza, Yonathan	OF
35	Díaz, Elias	C
54	Estévez, Carlos	RHP
18	Felnter, Ryan	RHP
30	Fernández, Julian	RHP
21	Freeland, Kyle (L)	LHP
53	Gideon, Ron	First Base Coach
58	Gilbreath, Lucas (L)	LHP
26	Gomber, Austin (L)	LHP
38	González, Andy	Asst. Hitting Coach
60	Goudeau, Ashton	RHP
15	Grichuk, Randal	OF
1	Hampson, Garrett	INF/OF
22	Hilliard, Sam (L)	OF
11	Iglesias, José	INF
9	Joe, Connor	INF/OF
40	Kinley, Tyler	RHP
41	Kuhl, Chad	RHP
20	Lambert, Peter	RHP
61	Lawrence, Justin	RHP
16	Magadan, Dave	Hitting Coach
48	Márquez, Germán	RHP
24	McMahon, Ryan (L)	INF
44	Montero, Elehuris	INF
77	Muñoz, Aaron	Bullpen Catcher
3	Núñez, Dom (L)	C
45	Oberg, Scott *	RHP
46	Olivarez, Helcris	LHP
68	Pillittere, P.J.	Asst. Hitting Coach
8	Redmond, Mike	Bench Coach
7	Rodgers, Brendan	INF
47	Rolison, Ryan	LHP
72	Scott, Darryl	Pitching Coach
49	Senzatela, Antonio	RHP
34	Sheffield, Jordan	RHP
29	Stephenson, Robert	RHP
14	Tovar, Ezequiel	INF
13	Trejo, Alan	INF
31	Vilade, Ryan	INF/OF
4	Welker, Colton	INF

Numerical

1	Hampson, Garrett	INF/OF
2	Daza, Yonathan	OF
3	Núñez, Dom (L)	C
4	Welker, Colton	INF
7	Rodgers, Brendan	INF
8	Redmond, Mike	Bench Coach
9	Joe, Connor	INF/OF
10	Black, Bud	Manager
11	Iglesias, José	INF
13	Trejo, Alan	INF
14	Tovar, Ezequiel	INF
15	Grichuk, Randal	OF
16	Magadan, Dave	Hitting Coach
18	Felnter, Ryan	RHP
19	Blackmon, Charlie (L)	OF
20	Lambert, Peter	RHP
21	Freeland, Kyle (L)	LHP
22	Hilliard, Sam (L)	OF
23	Bryant, Kris	OF
24	McMahon, Ryan (L)	INF
25	Cron, C.J.	INF
26	Gomber, Austin (L)	LHP
29	Stephenson, Robert	RHP
30	Fernández, Julian	RHP
31	Vilade, Ryan	INF/OF
34	Sheffield, Jordan	RHP
35	Díaz, Elias	C
37	Colomé, Alex	RHP
38	González, Andy	Asst. Hitting Coach
39	Cole, Stu	Third Base Coach
40	Kinley, Tyler	RHP
41	Kuhl, Chad	RHP
43	Chacín, Jhoulys	RHP
44	Montero, Elehuris	INF
45	Oberg, Scott *	RHP
46	Olivarez, Helcris	LHP
47	Rolison, Ryan	LHP
48	Márquez, Germán	RHP
49	Senzatela, Antonio	RHP
50	Blach, Ty	LHP
51	Bowden, Ben	LHP
52	Bard, Daniel	RHP
53	Gideon, Ron	First Base Coach
54	Estévez, Carlos	RHP
58	Gilbreath, Lucas (L)	LHP
60	Goudeau, Ashton	RHP
61	Lawrence, Justin	RHP
63	Davis, Noah	RHP
68	Pillittere, P.J.	Asst. Hitting Coach
72	Scott, Darryl	Pitching Coach
74	Cornelius, Reid	Bullpen Coach
75	Cunningham, Kyle	Asst. Bullpen Catcher
77	Muñoz, Aaron	Bullpen Catcher

Service Time

43	Chacín, Jhoulys	10.087
19	Blackmon, Charlie (L)	9.102
11	Iglesias, José	9.036
37	Colomé, Alex	7.118
25	Cron, C.J.	7.097
15	Grichuk, Randal	7.033
23	Bryant, Kris	6.171
45	Oberg, Scott	6.063
52	Bard, Daniel	5.103
41	Kuhl, Chad	5.079
35	Díaz, Elias	5.088
48	Márquez, Germán	5.027
54	Estévez, Carlos	5.022
21	Freeland, Kyle (L)	4.114
49	Senzatela, Antonio	4.106
29	Stephenson, Robert	4.049
24	McMahon, Ryan (L)	4.006
1	Hampson, Garrett	3.030
40	Kinley, Tyler	3.014
20	Lambert, Peter	2.116
26	Gomber, Austin (L)	2.111
7	Rodgers, Brendan	2.075
50	Blach, Ty	2.065
30	Fernández, Julian	2.033
3	Núñez, Dom (L)	1.148
22	Hilliard, Sam (L)	1.144
2	Daza, Yonathan	1.101
60	Goudeau, Ashton	1.000
34	Sheffield, Jordan	1.000
58	Gilbreath, Lucas (L)	0.148
9	Joe, Connor	0.136
61	Lawrence, Justin	0.064
13	Trejo, Alan	0.055
4	Welker, Colton	0.026
51	Bowden, Ben	0.150
18	Felnter, Ryan	0.013
31	Vilade, Ryan	0.006
63	Davis, Noah	0.000
44	Montero, Elehuris	0.000
46	Olivarez, Helcris	0.000
47	Rolison, Ryan	0.000
14	Tovar, Ezequiel	0.000

ROSTER

PRONUNCIATIONS

Ty Blach	BLOCK
Ben Bowden	BOE-din
Jhoulys Chacín	yo-LEASE sha-SEEN
Alex Colomé	COLE-uh-may
C.J. Cron	CRONE
Yonathan Daza	YONE-a-thon DAH-zah
Elias Díaz	ee-LEE-ahs DEE-az

Carlos Estévez	ess-TEH-vez
Julian Fernández	HOO-lee-on Fernández
Ashton Goudeau	goo-DOE
Chad Kuhl	KOOL
Germán Márquez	hair-MAHN MAR-kehzh
Elehuris Montero	el-ee-OO-riss
Dom Núñez	NOON-yehzh

Helcris Olivarez	el-CREES oh-li-VAH-rez
P.J. Pillittere	pill-ih-TAIR-ee
Antonio Senzatela	sehn-zuh-TEH-luh
Alan Trejo	TRAY-ho
Ryan Vilade	vill-AID



HEAR THE COLORADO ROCKIES EVERYWHERE



850 AM AND 94.1 FM



LISTEN TO KOA ON THE IHEARTRADIO APP



JUST SAY "PLAY KOA ON IHEARTRADIO"



KOACOLORADO.COM



THE LIVE STREAM OF THE COLORADO ROCKIES ON IHEARTRADIO IS ONLY AVAILABLE IN THE IMMEDIATE DENVER METROPOLITAN AREA



Ht: 6-4 **Wt:** 215 **B/T:** R/R
Opening Day Age: 36
Born: June 25, 1985 in Houston, Texas
Major League Service: 5.103
Contract: Through 2022
Obtained: Signed as a Minor League free agent, Feb. 22, 2020
Stats: *Baseball Reference / MLB.com*

52 | DANIEL BARD RIGHT-HANDED PITCHER

BARD

CAREER HIGHLIGHTS

- In 2021 with the Rockies, set career highs in saves (20), wins (7) and strikeouts (80).
- Named the Sporting News and Player's Association Comeback Player of the Year in 2020 after making 23 appearances with the Rockies, his first Major League appearances since 2013.
- Made his Major League debut on May 13, 2009, and pitched parts of five seasons with the Red Sox from 2009-13.
- From 2009-12, ranked fifth among American League relief pitchers with a .196 opponent batting average and 10th with 217 strikeouts.
- Set a Red Sox franchise record with 25 consecutive scoreless appearances from May 27-July 31, 2011.

MAJOR LEAGUE DEBUT

5/13/19, BOS at ANA

FIRST ML WIN

8/26/09, BOS vs. CHW

FIRST ML SAVE

6/12/09, BOS at PHI

2021: Career-high 20 saves and seven wins in 67 appearances, his most since 2011.

- Scored upon 11 times in 30 appearances in the second half, going 3-3 with six saves in nine opportunities and a 6.75 ERA (28.0 IP, 21 ER) ... through the first half, went 4-5 with 14 saves in 21 opportunities with a 4.06 ERA (37.2 IP, 17 ER).
- In 67 total appearances, allowed no baserunners 13 times ... allowed no hits in eight of his last 10 outings.
- Allowed left-handed hitters to slash .319/.406/.600 with 13 doubles, two triples and seven home runs ... right-handers slashed .208/.331/.248 with two doubles and one home run.
- 10th-most saves in the NL, the most for a Rockie since Wade Davis had 43 in 2018.
- His eight blown saves tied for the most in the Majors, eight losses tied for third-most among relievers ... earned three wins after blowing a save (April 27 at San Francisco, July 23 at Los Angeles-NL, Aug. 16 vs. San Diego).
- 67 appearances were the second-most on the club.
- Posted a 3.48 ERA (41.1 IP, 16 ER) in 40 appearances at home ... 8.14 ERA (24.1 IP, 22 ER) in 27 road appearances.

2020: Named the Comeback Player of the Year by both the Sporting News and the Player's Association after making his first Major League appearances since 2013.

- Won the Tony Conigliaro Award, given to the player who best "overcomes an obstacle and adversity through the attributes of spirit, determination and courage that were trademarks of Conigliaro".
- Made 23 relief appearances and recorded six saves in six opportunities ... was the only pitcher in the National League with five or more saves and a perfect save percentage.
- Pitched 1.1 scoreless innings and earned the win his first appearance of the season, July 25 at Texas ... was his first appearance since April 27, 2013 vs. Houston and his first win since May 29, 2012 vs. Detroit.
- Earned his first save on Aug. 11 vs. Arizona, the sixth of his career and his first since June 5, 2011 vs. Oakland.
- His 2.2 scoreless innings on Sept. 24 at San Francisco a career-high as a reliever ... had four outings of at least 1.1 innings.

2018-19: Hired by the Arizona Diamondbacks as a Player Mentor in January 2018, where he served through 2019.

2017: Made 10 appearances for the Double-A Springfield Cardinals, where he went 0-1 with a 10.38 ERA (8.2 IP, 10 IP) with 19 walks and seven strikeouts.

- Released by St. Louis on May 15 and signed a Minor League contract with the New York Mets on June 11 ... made one rehab appearance for the GCL Mets after going on the disabled list with a right calf strain ... allowed four runs over 0.2 innings.

(BARD, continued)

- Announced his retirement on Oct. 3.
- 2016: Signed with the Pittsburgh Pirates as a Minor League free agent on Jan. 14 and the St. Louis Cardinals on June 22.**
- Released by the Pirates on May 13.
 - Made eight appearances with High-A Palm Beach, where he went 1-2 with a 24.00 ERA (3.0 IP, 8 ER), 13 walks and one strikeout.
- 2015: Signed a Minor League contract with Chicago-NL on Jan. 24 and received an invite to Major League Spring Training ... was on the disabled list during the entire regular season with a right calf strain.**
- 2014: Signed a Minor League contract with Texas on Feb. 3 and received an invite to Major League Spring Training.**
- Combined for 0.2 innings of work over four appearances with Single-A Hickory, allowing 13 runs on no hits with seven hit batters, nine walks and one strikeout ... was released on June 18.
 - Missed two months of the season, April 3-June 3, with a shoulder injury.
- 2013: Sent to Double-A Portland to begin the season ... made two appearances for Boston and was later acquired off waivers by Chicago-NL on Sept. 4.**
- Across 13 games, went 0-1 with Portland while posting a 6.39 ERA (12.2 IP, 9 ER).
 - Placed on the seven-day DL June 9 with an abdominal strain that kept him out for the remainder of the season.
 - Elected free agency from Chicago-NL on Dec. 2.
- 2012: Posted a then-career-high five wins over his two stints with the Red Sox, pitching primarily as a starter prior to his June 5 option to Triple-A Pawtucket ... was recalled on Aug. 30 and finished the season as a reliever.**
- Made his first career start in his 193rd Major League appearance on April 10 ... as a starter, went 4-6 with a 5.30 ERA (54.1 IP, 32 ER) across 10 starts ... went 1-0 with a 16.20 ERA (5.0 IP, 9 ER) across seven appearances out of the bullpen.
 - Allowed a career-high nine home runs and walked a career-high 43 batters, while striking out a career-low 38 (full season).
 - Earned a decision in all 10 of his starts, the longest such streak by a Red Sox pitcher to begin a career since Tom Bolton's 11 consecutive decisions, Aug. 3, 1989-Aug. 18, 1990.
- 2011: Made 25 consecutive scoreless appearances, May 27-July 31, establishing a new Red Sox record (since broken by Koji Uehara in 2013 and Josh Taylor in 2021).**
- Ranked fifth among AL relievers in appearances (70) and opponent batting average (.179), while his 74 strikeouts ranked seventh.
 - Allowed 5 of 34 inherited runners to score (14.7 percent), the fourth-lowest among qualifying AL relievers ... it was the second-best mark for any Red Sox reliever (min. 30 IR) since 1995, behind Jonathan Papelbon's 13.3 percent mark (4-for-30) in 2008.
 - His .136 (15-for-110) batting average against right-handers was the fourth-best among AL pitchers with at least 100 batters faced.
- 2010: Earned the Fireman of the Year Award from the Boston Chapter of the BBWAA after tying for third among AL relievers with 76 strikeouts.**
- Became the first Boston reliever to pitch at least 70.0 innings while recording an ERA under 2.00 since Dick Radatz in 1963 (132.1 IP, 1.97 ERA).
 - Combined with Daisuke Matsuzaka for a one-hitter May 22 at Philadelphia (1.0 IP) ... part of a second one-hitter May 22 at Tampa Bay along with Jon Lester, Manny Delcarmen and Jonathan Papelbon (1.0 IP, SO).
- 2009: Made his Major League debut on May 13 at Anaheim and led Major League rookie relievers with 11.49 strikeouts-per-nine innings ... also made his postseason debut in the ALDS at Anaheim.**
- His SO/9 rate was the third-best ratio among AL rookie relievers since Ken Brett's 12.04 mark in 1921.
 - Also ranked among AL rookie relievers in strikeouts (63, fourth), opponent batting average (.228, eighth), games pitched (49, seventh) and innings pitched (49.1, ninth).
 - His 63 strikeouts tied Hideki Okajima (2007) for fourth among Red Sox rookie relievers since 1921, behind Dick Radatz (143 in 1962), Jonathan Papelbon (75 in 2006) and Ken Brett (70 in 1970) (now ranks fifth).
 - Pitched 2.0 scoreless innings in his Major League debut on May 13 at Anaheim and struck out his first batter faced (Mike Napoli).
 - Struck out five consecutive batters on May 29 at Toronto, making him the first Red Sox rookie to strike out five straight since Casey Fossum on Aug. 27, 2002 vs. New York-AL.
- 2008: Named Boston's Minor League Pitcher of the Year, splitting time between High-A Greenville and Double-A Portland in his second professional season.**

(BARD, continued)


- Pitched more than one inning in 33 of 46 combined appearances, including 11 consecutive games, April 6-May 7, with Single-A Greenville.
- Garnered Red Sox Minor League Pitcher of the Month honors for April after pitching 20.0 scoreless innings and going 1-0 with an organization-best 32 strikeouts over 10 appearances ... his scoreless streak stretched to 22.0 innings and 11 outings before he surrendered two runs on May 7 against Rome.

2007: Started 22 games between High-A Lancaster and Single-A Greenville in his first professional season.

- Made five starts for Lancaster, April 6-27, before being placed on the disabled list on May 2 with an elbow strain.
- Transferred to Greenville on June 5 and held opponents to three earned runs or fewer in each of his first nine outings, June 5-July 20, going 3-1 with a 3.65 ERA (15 ER, 37.0 IP).
- Ranked the #4 prospect in the Boston system by *Baseball America* prior to the season, and was also noted as possessing the best fastball in the system.

BACKGROUND / PERSONAL

- Son of Paul and Kathy ... two siblings, Jared and Luke ... younger brother, Luke, pitched for the Los Angeles Angels from 2018-20 and is currently with Tampa Bay ... father played five years in the Minors in the Dodgers and Orioles organizations.
- Married to Adair ... the pair have three children: Davis, Sykes and Campbell.
- Resides in Greenville, S.C. during the offseason.
- Graduated from Charlotte Christian High School in Charlotte, N.C.
- Attended the University of North Carolina and went 23-12 with a 3.86 ERA (116 ER, 270.1 IP) and 235 strikeouts over three seasons with the Tar Heels.
- Tied his career high in wins (eight), and posted career bests in ERA (3.47) and strikeouts (90) as a junior in 2006 ... was teammates with LHP Andrew Miller.

 @BARDO_52

2021

HIGHS AND LOWS (AS RELIEVER)

CAREER

2.0, 4x, last: Oct. 3 at ARI.....	IP	2.2, Sept. 24, 2020 at SF
38, July 23 at LAD.....	Pitches	38, 2x, last: Sept. 23, 2021 at LAD
4, May 2 at ARI.....	Runs	5, Sept. 7, 2011 at TOR
4, May 2 at ARI.....	ER	5, Sept. 7, 2011 at TOR
4, 2x, last: May 2 at ARI.....	Hits	4, 3x, last: May 2, 2021 at ARI
1, 8x, last: Aug. 25 at CHC.....	HRs	2, 2x, last: May 19, 2011 vs. DET
2, 8x, last: Sept. 26 vs. SF.....	Walks	4, Sept. 11, 2010
3, 6x, last: Sept. 29 vs. WSH.....	Strikeouts	5, May 29, 2009

CAREER HIGHS AND LOWS (AS STARTER)

7.0, 2x, last: May 8, 2012 at KC.....	IP
111, April 16, 2012 vs. TB.....	Pitches
None.....	Low-hit CG
5, 4x, last: June 3, 2012 at TOR.....	Runs
5, 4x, last: June 3, 2012 at TOR.....	ER
8, 2x, last: May 2, 2012 vs. OAK.....	Hits
2, May 29, 2012 vs. DET.....	HRs
7, April 16, 2012 vs. TB.....	Walks
7, April 16, 2012 vs. TB.....	Strikeouts
None.....	10+ Strikeout Games
2, Sept. 9-17, 2012.....	Win Streak
2, 2x, last: May 2-8, 2012.....	Losing Streak

BARDO'S CAREER TRANSACTIONS

- 2006: Selected by Boston in the first round (28th overall) of the First-Year Player Draft.
- 2013: Designated for assignment, Sept. 1 ... acquired off waivers by Chicago-NL, Sept. 4.
- 2014: Signed by Texas as a Minor League free agent, Feb. 3 ... released, June 18.
- 2015: Signed by Chicago-NL as a Minor League free agent, Jan. 24.
- 2016: Signed by Pittsburgh as a Minor League free agent, Jan. 14; released, May 13 ... signed by St. Louis as a Minor League free agent, June 22.
- 2017: Released, May 15; signed by New York-NL as a Minor League free agent, June 11 ... retired, Oct. 3.
- 2020: Signed by Colorado as a Minor League free agent, Feb. 21.



Ht: 6-1 **Wt:** 215 **B/T:** R/L
Opening Day Age: 31
Born: Oct. 20, 1990 in Denver, Colo.
Major League Service: 2.065
Contract: Through 2022
Obtained: Signed as Minor League free agent, Dec. 17, 2021
Pronunciation: *blahhk*
Stats: *Baseball Reference / MLB.com*

50 | TY BLACH NON-ROSTER INVITEE LEFT-HANDED PITCHER

BLACH

CAREER HIGHLIGHTS

- Last Major League appearance came in 2019 after undergoing Tommy John surgery on his left elbow in 2020.
- Career Major League record of 16-22 with a 4.99 ERA (326.1 IP, 181 ER) in 92 appearances (44 starts).
- Was the Opening Day starter for San Francisco in 2018.
- The Colorado native and Regis Jesuit High School (Aurora) graduate made his Major League debut at Coors Field on Sept. 5, 2016.
- Tossed 3.1 scoreless innings of relief across two appearances for the Giants in the 2016 NLDS against the Chicago Cubs ... earned the win in Game 3 of the series.
- Named the Pacific Coast League Pitcher of the Year in 2016 ... earned an MiLB Gold Glove in 2015.

MAJOR LEAGUE DEBUT

9/5/16, SF at COL

FIRST ML WIN

10/1/16, SF vs. LAD

2021: Made 16 appearances (15 starts) across three levels in the Baltimore Minor League system, his first appearances since undergoing Tommy John surgery in 2020.

- Began his season by making six appearances (five starts) between the Orioles' two Florida Complex League teams, tossing seven total scoreless innings with no walks and nine strikeouts ... first appearance came on July 15.
- Made 10 starts with Low-A Delmarva, going 0-0 with a 1.80 ERA (15.0 IP, 3 ER), one walk and 14 strikeouts.

2020: Underwent Tommy John surgery on his left elbow on July 15.

- Initially suffered the injury in an intrasquad game during Spring Training 2.0 on July 9.

2019: Made five starts and two relief appearances between San Francisco and Baltimore, going 1-3 with a 12.00 ERA (27.0 IP, 36 ER), 17 walks and 20 strikeouts.

- With Triple-A Sacramento in the Giants organization, went 3-4 with a 5.93 ERA (91.0 IP, 60 ER) in 15 starts (17 games).
- Had two stints with San Francisco, appearing in one game each time and posting a 14.21 ERA (6.1 IP, 10 ER).
- Designated for assignment by the Giants on July 27 and claimed off waivers by the Orioles on Aug. 3.
- Made five starts for the Orioles, going 1-3 with an 11.32 ERA (20.2 IP, 26 ER).
- Earned his lone win of the season on Sept. 3 at Tampa Bay, allowing two runs on two hits with four walks and two strikeouts across five innings pitched.
- Made two starts with Triple-A Norfolk, earning a 16.88 ERA (5.1 IP, 10 ER).

2018: Went 6-7 with a 4.25 ERA (118.2 IP, 56 ER) in 47 appearances with San Francisco, including 13 starts.

- Was the Opening Day starter for the Giants, the first Giants pitcher to start the season opener other than LHP Madison Bumgarner, RHP Matt Cain or RHP Tim Lincecum since 2008 ... worked five scoreless innings, allowing three hits in the Giants' 1-0 win at Los Angeles-NL.
- Made 12 starts before being moved to the bullpen on May 29 ... 34 of his final 35 appearances came in relief.
- Went 3-6 with a 5.15 ERA (64.2 IP, 37 ER) in 13 starts and 3-1 with a 3.17 ERA (54.0 IP, 19 ER) in 34 relief appearances.
- Struck out 75 batters in his 118.2 innings pitched, a 5.69 SO/9 rate that ranked as the sixth-lowest mark in the NL (min. 65.0 IP).

2017: Made his first Opening Day roster and spent the entire season on the Giants' active roster.

- Began the season in the bullpen and made seven relief appearances before being added to the rotation on April 25 and making 24 starts.

(BLACH, continued)

- Went 8-12 with a 4.78 ERA (163.2 IP, 87 ER) overall, 8-12 with a 4.81 ERA (149.2 IP, 80 ER) in 24 starts and 0-0 with a 4.50 ERA (14.0 IP, 7 ER) in 10 relief appearances.
- Tossed his first career complete game shutout on June 2 at Philadelphia, working 9.0 innings and allowing seven hits with four strikeouts.
- Hit his first career home run on Aug. 3 vs. Oakland.

2016: Spent the entire Minor League season with Triple-A Sacramento before being recalled on Sept. 1 and making his Major League debut on Sept. 5 at Colorado.

- Tossed three scoreless innings of relief in his Major League debut at Coors Field ... Rockies Manager Walt Weiss had been an assistant coach at Regis Jesuit while Ty was there ... 100 friends and family members were in attendance.
- Worked eight scoreless innings in his last appearance of the season, a start vs. the Dodgers on Oct. 1.
- Made the Giants' Postseason roster and tossed 3.1 scoreless innings of relief across two appearances in the NLDS against Chicago-NL ... earned the win in Game 3 of the series, becoming the first Creighton University alum to win an MLB Postseason game since Bob Gibson in 1968 with St. Louis.
- Went 14-7 with a 3.43 ERA (162.2 IP, 62 ER) and led the Pacific Coast League in wins, innings pitched and complete games (three), while tying for the lead in shutouts (two) and ranking sixth in ERA.
- Named the PCL Pitcher of the Year, a PCL Mid-Season and Post-Season All-Star and a MiLB.com Organization All-Star.

2015: Went 11-12 with a 4.46 ERA (165.1 IP, 82 ER) in 27 starts with Triple-A Sacramento.

- Selected as the Minor League Rawlings Gold Glove winner for pitchers.
- Tossed his first career shutout on July 27 at Albuquerque, a seven inning scoreless outing ... followed that with his first career nine inning shutout on Aug. 17 vs. Round Rock.
- Had his contract selected by the Giants on Nov. 20 and was added to the 40-man roster.

2014: Pitched the entire season with Double-A Richmond, going 8-8 with a 3.13 ERA (141.0 IP, 49 ER) and 91 strikeouts in 25 starts.

- Named an Eastern League Mid-Season All-Star.
- Invited to Giants Spring Training as a non-roster invitee for the first time in his career.

2013: Made his professional pitching debut with High-A San Jose, where he went 12-4 with a 2.90 ERA (130.1 IP, 42 ER) and 117 strikeouts in 20 starts (22 games).

- Named a California League Mid-Season and Post-Season All-Star, as well as a MiLB.com Organization All-Star.
- Named the Giants No. 6 prospect by MLB.com and No. 8 prospect by *Baseball America* following the season.

BACKGROUND / PERSONAL

- Tyson Michael Blach ... married to Nikki ... the pair reside in Scottsdale, Ariz. in the offseason.
- A Colorado native who graduated from Regis Jesuit High School in Aurora before attending Creighton University.
- Finished his three-year collegiate career with a 2.76 ERA to rank second in school history.
- Returned to Creighton to finish his degree in finance in 2013 ... graduated with honors.



2019	HIGHS AND LOWS	CAREER
5, 1, Aug. 18 at BOS	Most IP	9.0, June 2, 2017 at PHI
N/A	Low-Hit CG	7, June 2, 2017 at PHI
7, 3x, last: Aug. 23 vs. TB	Runs	10, May 6, 2017 at CIN
7, 2x, last: Aug. 23 vs. TB	ER	8, May 6, 2017 at CIN
9, 2x, last: Sept. 10 vs. LAD	Hits	11, 2x, last: June 23, 2017 vs. NYM
2, 2x, last: Sept. 10 vs. LAD	HR	2, 6x, last: Sept. 10, 2019 vs. LAD
4, Sept. 3 at TB	Walks	4, 2x, last: Sept. 3, 2019 at TB
6, Aug. 18 at BOS	Strikeouts	7, July 23, 2017 vs. SD
N/A	10+ Strikeout Games	N/A
1, Sept. 3	Win Streak	4, May 16-June 2, 2017
2, Aug. 12-23	Losing Streak	5, Aug. 14-Sept. 5, 2017

BLACH'S CAREER TRANSACTIONS

- 2012: Selected by San Francisco in the fifth round of the First-Year Player Draft.
- 2019: Designated for assignment, July 27; acquired off waivers by Baltimore, Aug. 3 ... designated for assignment, Sept. 16; outrighted to Minors, Sept. 19.
- 2020: Released, Aug. 10.
- 2021: Signed by Colorado to a Minor League contract, Dec. 17



Ht: 6-3 **Wt:** 221 **B/T:** L/L
Opening Day Age: 35
Born: July 1, 1986 in Dallas, Texas
Major League Service: 9.102
Contract: Through 2022, player option for 2023
Obtained: Selected in the second round of the 2008 First-Year Player Draft
Stats: *Baseball Reference / MLB.com*

19 | CHARLIE BLACKMON OUTFIELDER

BLACKMON

CAREER HIGHLIGHTS

- Four-time All-Star (2014, 2017-19) and two-time Silver Slugger (2016-17).
- Ranks second in franchise history in games played (1,269), hits (1,450), triples (52) and multi-hit games (405), third in runs scored (820), fifth in doubles (264), sixth in walks (371), seventh in home runs (191) and eighth in RBI (631).
- Since 2014, ranks second in the Majors and leads the National League with 1,317 hits ... over that span, also ranks among Major League leaders in runs (761, 1st), games played (1,118, 2nd) and batting average (.301, 5th, min. 2,500 plate appearances).
- Has 19 career hitting streaks of 10 or more games, the second most in franchise history behind Todd Helton's franchise-record of 25.
- Captured his first career National League Batting Title in 2017 after batting a career-high .331 ... also set career highs in games played (159), runs (137), hits (213), triples (14), home runs (37), RBI (104), walks (65), on-base percentage (.399) and slugging percentage (.601).
- Set a Major League record in 2017 with 103 RBI from the leadoff position.
- His 36 career leadoff home runs the third-most in the National League all-time.

MAJOR LEAGUE DEBUT

6/7/11 at SD

FIRST ML HIT

6/8/11 at SD (1B, D. Mosely)

FIRST ML HOME RUN

7/1/11 vs. KC (J. Soria)

2021: Set career-low marks in batting average (.270) and slugging percentage (.411) while setting a career-high with a 9.3 percent walk rate.

- Recorded three walk-off hits, including two walk-off home runs on May 4 vs San Francisco and July 18 vs. Los Angeles-NL ... became the second player to record three walk-off hits in a single season along with Dante Bichette (joined later in 2021 by Elias Diaz) ... his five career walk-off home runs tied with Bichette for the second-most in franchise history, trailing Todd Helton (seven).
- Batted .285 (125-for-438) from May 1 through the end of the season after hitting .184 (14-for-76) in April ... hit .310 in May, .289 in June, .310 in July, .235 in August and .286 in September.
- Hit nine home runs after the All-Star break after hitting four in the first half.
- Hit 11 of his 13 home runs at Coors Field ... first road home run came July 23 at Dodger Stadium.
- Posted a 12.3 strikeout percentage through Aug. 28, the third-lowest mark in the NL ... struck out 34 times in his last 119 plate appearances (29 games), a 28.6 percent strikeout rate ... 15.6 rate on the season finished as the 11th-lowest in the NL.
- Recorded a career-high 14 outfield assists, tied for the third-most in the Majors and the most in the NL ... also tied for the third-most in a single season in franchise history.

2020: Ranked among National League leaders in RBI (42, T-5th), hits (67-6th), batting average (.303, 13th) and multi-hit games (21, T-3rd).

- Named a finalist for the Rawlings Gold Glove in right field for the first time in his career.
- Batted .375 vs. left-handed pitching, tied for the sixth-highest average in MLB, tied for the third-highest in the NL and the highest average by a left-handed batter against left-handed pitching.
- Batted .500 (34-for-68) in the first 17 games of the season through Aug. 11, the fifth player in the last 50 years to bat .500 or better through his first 17 games ... joined Barry Bonds (2004, San Francisco), Larry Walker (1997, Colorado), Rod Carew (1983, California) and Tony Perez (1970, Cincinnati) ... was the first player since Walker in 1997 (.507, 34-for-67) to hit .500 or better through his first 66 (or more) at-bats of the season.
- Was 0-for-8 over his first two games of the season before a 15-game hitting streak from July 26-Aug. 11 ... batted .567 (34-for-60) over the streak, the highest average across a streak of at least 15 games since Lance Berkman hit .586 in May, 2008 ... recorded 31 hits over a 13-game span July 29-Aug. 11, the second player in franchise history to record at least 30 hits over a 13-game span (also: Andres Galarraga, May 31-June 15, 1993).

(BLACKMON, continued)

- The hitting streak was his 18th career streak of at least 10 games, passing Larry Walker for the second-most such streaks in franchise history.
- Hit a walk-off grand slam on Sept. 11 vs. Los Angeles-AL, the second walk-off grand slam in franchise history (also: Ryan Spilborghs: Aug. 24, 2009 vs. San Francisco) ... was his third career walk-off home run (last: April 19, 2019 vs. Philadelphia) ... recorded a career-high tying five RBI in the game (third time, last: May 31, 2016 vs. Cincinnati).
- Hit two grand slams (also: Aug. 26 at Arizona), the second and third of his career ... first Rockies player since Carlos González in 2016 to have multiple grand slams in a single season.
- The grand slam on Sept. 11 was also his 100th career home run at Coors Field, the eighth player in franchise history to reach the mark.

2019: An All-Star for the fourth time (third consecutive), and became the eighth player in Rockies history to be named an All-Star three years in a row.

- Became the sixth player in Rockies history with four or more consecutive seasons of 25 or more home runs, joining Arenado, Dante Bichette, Vinny Castilla, Andres Galarraga and Todd Helton.
- Converted to right field, where he played 135 games ... ranked first in the NL, second in MLB, batting .385 (42-for-109) with runners in scoring position.
- Finished among NL leaders in extra-base hits (81-T3), doubles (42-4th, career high), hits (182-4th), triples (7-T4), runs (112-5th), batting average (.314-6th), slugging percentage (.576-7th), and OPS (.940-8th).
- Tied for second in the Majors in 4+-hit games (five) and led in 3+-hit contests (21).
- Hit a go-ahead, three-run home run in the 16th inning on Sept. 24 at San Francisco, tied for the latest home run by inning in franchise history (also: Nolan Arenado, Sept. 15, 2015 at Los Angeles-NL).
- Slashed .379/.435/.739 in 66 home games, reaching base safely in 58.
- His six leadoff home runs tied for third in the NL ... his 36 career leadoff home runs rank ninth in MLB history (fourth among active players), third in the NL behind Jimmy Rollins (46) and Craig Biggio (53).
- Had at least three hits in six straight home games June 13-28, the longest home hitting streak of its kind in Major League history.
- NL Player of the Month for June, his second career Player of the Month honor ... ranked first in the NL in batting average (.412), first in slugging percentage (.835) and first in runs scored (30) ... ranked second in home runs (10), tied for second in hits (40) and fifth in RBI (25).
- Named the NL Player of the Week for the week ending June 16, his sixth career Player of the Week honor ... his six Player of the Week Awards are tied with Arenado, Bichette and Helton for the most in franchise history ... batted .568 (21-for-37) with 12 runs scored, four doubles, one triple, six home runs and 15 RBI over the week ... according to *Elias*, he became the fourth player since 1900 to log at least 20 hits and five home runs over a seven-game span, joining Tim Salmon (1994), Bill Terry (1932) and Al Simmons (1932).
- Reached base in his first 32 home games (April 5-July 3) ... hit safely in 28 straight home games, (April 18-July 3), the third-longest home hitting streak in club history.

2018: Recorded his third straight season with at least 100 runs scored and 25 home runs, joining Willie Mays and Duke Snider as the only NL center fielders with three consecutive 100/25 seasons.

- Signed a six-year contract extension with the Rockies, including two player options, on April 4.
- Started in center field all four postseason games ... went 2-for-15 (.133) with one run, one RBI and one walk.
- Led the NL with 119 runs, his second straight season leading the National League in runs ... tied for fourth in the league with a team-high 182 hits, and finished tied for seventh with 51 multi-hit games.
- Hit for his first career cycle, the ninth in Rockies history, in the 162nd game of the season ... first cycle in the 162nd game of the season in Major League history.
- His 17-game hitting streak Sept. 8-25 tied for the longest hitting streak in the National League in 2018, and was the longest by a Rockies player since Carlos González's 19-game streak in 2016.
- Hit his first career walk-off home run on July 25 vs. Houston in the 3-2 Rockies win ... it was his second career walk-off RBI (also: Sept. 1, 2014 vs. San Francisco).

2017: Became the first center fielder to win the National League Batting Title since Willie McGee with the St. Louis Cardinals in 1990.

- Won his second consecutive Silver Slugger Award after leading the Major Leagues in hits (213), runs (137), triples (14) and total bases (387).
- Set career highs in batting average (.331), games (159), runs, hits, triples (14), home runs (37), total bases, RBI (104), walks (65), on-base percentage (.399) and slugging percentage (.601).
- Set a Major League record with 103 RBI from the leadoff position, surpassing Darin Erstad's previous mark of 100 set with the Angels in 2000.
- His 86 extra-base hits were the third most by a leadoff hitter in Major League history and the highest ever by an NL leadoff hitter.
- His 383 total bases from the leadoff position were also the most all-time ... his 37 home runs were the third most all-time by a leadoff hitter, trailing Alfonso Soriano's 38 in 2002 with the Yankees and 39 in 2006 with the Nationals.
- His 68 multi-hit games were a franchise record and the most in the NL since 2004 (Mark Loretta, Juan Pierre).

(BLACKMON, continued)

- Named the National League Player of the Month in May, after batting .359 with 24 runs, six doubles, five triples, six home runs and 22 RBI ... led the NL in hits, batting average and triples, tied for the lead in extra-base hits and finished fifth in RBI ... his 42 hits tied the club record for hits in the month of May.
- Named the National League Player of the Week for May 22-28, after hitting .400 (12-for-30) with three home runs, 12 RBI, six runs scored, a double, a triple, and a stolen base over seven games.
- Voted by the fans as the starting center fielder for the NL in the All-Star Game, his second career All-Star selection and first career start ... participated in the Home Run Derby and hit 14 home runs.

2016: Won his first career Silver Slugger after setting then-career highs in runs (111), hits (187), home runs (29), RBI (82), batting average (.324), on-base percentage (.381) and slugging percentage (.552).

- Led NL outfielders in batting average, slugging percentage, hits and runs.
- His 29 home runs as a leadoff hitter were the most in Major League Baseball and the most in the National League since Alfonso Soriano and Hanley Ramirez hit 29 and 32 home runs, respectively, in 2008.
- Led MLB with 10 leadoff home runs ... became the fifth player in Major League history to record double-digit leadoff home runs in a season, the third in National League history (Alfonso Soriano, 12, 2007; Bobby Bonds, 11, 1973).
- Hit five home runs in the three-game series at Philadelphia, Aug. 12-14, the most in a three-game series by a Rockies player and tied for the most in any series in franchise history (Todd Helton, Aug 13-15 vs. Montreal, five-game series).

2015: His 43 stolen bases were third in the Majors behind Miami's Dee Gordon (58) and Cincinnati's Billy Hamilton (57).

- His 43 stolen bases ranked third in the NL and were the fifth most in a single season in club history ... fourth player in Rockies history to steal 40 or more bases in a season (sixth time overall) ... first Rockie to steal 40 or more bases since Willy Taveras stole 68 in 2008.
- Tied for the team lead in games (157), while leading the Rockies in triples (9) and on-base percentage (.347).
- Hit six leadoff home runs, four on the road and two at home.
- Eight assists in center field tied for most among NL center fielders.

2014: Earned his first selection to the National League All-Star roster in his first full season in the Major Leagues.

- Voted to the All-Star team via the player vote ... went 0-for-2 in the game and played center field as a reserve.
- Played the majority of the season as the Rockies' leadoff hitter ... led all NL players from the leadoff spot in RBI (69) and was second in home runs (19).
- On the Rockies' Opening Day roster for the first time in his career, and made the start in the Rockies' home opener, April 4 vs. Arizona ... went 6-for-6 with three doubles, one home run, five RBI and four runs ... the six hits tied a Rockies record originally set by Andres Galarraga (6-for-6, July 3, 1995 vs. Houston) ... became the 10th player since 1920, when RBI became an official statistic, to go 6-for-6 or better with that many RBI and runs scored in a game.
- Had three games of 5-for-5 or better ... went 5-for-5 July 12 vs. Minnesota and 5-for-5 Sept. 17 vs. Los Angeles-NL ... according to *Elias*, he was the fifth player since 1900 to record at least three games of 5-for-5 or better, joining Hall of Famers Ty Cobb (1922), Tris Speaker (1923), Stan Musial (1948) and Tony Gwynn (1993), plus Ichiro Suzuki in 2004.

2013: Split the season between Triple-A Colorado Springs, where he began the campaign, and the Rockies.

- Played in 82 games for the Rockies, batting .309 (76-for-246) with 35 runs, 17 doubles, two triples, six home runs, 22 RBI, seven walks, and seven stolen bases in seven attempts.
- His nine doubles in September were tied with teammate Todd Helton for the fifth most in the NL.

2012: Began the season on the 15-day disabled list with turf toe in his left big toe, then spent the first four and a half months in the Minors prior to his recall from Triple-A on Aug. 18.

- Batted .289 (83-for-287) with 23 doubles, four triples, six home runs and 37 RBI in 76 Minor League games between Short-Season Tri-City and Triple-A Colorado Springs.

2011: Made his Major League debut June 7 at San Diego and played in 27 games for the Rockies in his first big league stint.

- Hit his first career home run July 1 vs. Kansas City off Joakim Soria, a pinch-hit home run on his 25th birthday.
- Finished the season on the 60-day disabled list with a right foot fracture suffered July 7 at Atlanta while rounding second base.

2010: Spent the entire season at Double-A Tulsa as the club's regular center fielder, batting .297 (100-for-337) with 22 doubles, four triples, 11 home runs and 55 RBI in 86 games.

- Missed nearly all of the first two months of the season due to injury and did not make his 2010 debut until May 31 at Frisco.

(BLACKMON, continued)

2009: Played his entire second professional season with High-A Modesto in the California League.

- Led the Nuts in batting average (.307), RBI (69), stolen bases (30) and runs scored (30).

2008: In his first professional season, led Short-Season Tri-City with a .338 (98-for-290) batting average.

- Named to the Northwest League Post-Season All-Star team ... named the 10th-best prospect in the Northwest League after the season by *Baseball America* ... also tabbed by the same publication as the Rockies' 10th-best prospect.

BACKGROUND / PERSONAL

- Charles Cobb Blackmon ... son of Myron and Ellen ... has one younger sister, Katie.
- He and his wife Ashley and their daughter Josie reside in Atlanta, Ga., in the offseason.
- Born in Dallas, Texas, but was raised in Suwanee, Ga.
- He and his father participated together in the 2016 Rockies Fantasy Camp at Salt River Fields
- Enjoys the outdoors and fishing in his free time.
- Attended North Gwinnett High School, where he played baseball, basketball and football ... three-time Academic Player of the Year.
- A Dean's List student at Young Harris College, where he pitched and helped lead the Mountain Lions to back-to-back GJCAA titles.
- Transferred to Georgia Tech, where he made the full-time transition from pitcher to outfielder
- Earned his bachelor' degree in business administration with a concentration in finance from Georgia Tech in the fall of 2011 (while on the disabled list with a broken foot).



@CHUCK_NAZTY



@CHUCK_NAZTY

2021	HIGHS AND LOWS	CAREER
3, 9x, last: Sept. 25 vs. SF.....	Hits	6, April 4, 2014 vs. ARI
1, 13x, last: Sept. 4 vs. ATL.....	Home Runs	3, Aug. 12, 2016 at PHI
4, Sept. 2 vs. ATL.....	RBI	5, 3x, last: Sept. 11, 2020 vs. LAA
13, May 30-June 14.....	Hit Streak	17, Sept. 8-25, 2018
3, 2x, last: Aug. 18 vs. SD.....	Runs	4, 5x, last: July 11, 2018 vs. ARI
2, 2x, last: Sept. 19 at WSH.....	Doubles	3, 3x, last: Sept. 2, 2019 at LAD
1, 4x, last: Sept. 6 vs. SF.....	Triples	1, 52x, last: Sept. 6, 2021 vs. SF
7, 3x, last: July 23 at LAD.....	Total Bases	12, 3x, last: June 13, 2019 vs. SD
3, June 23 at SEA.....	Walks	3, 4x, last: June 23, 2021 at SEA
3, 2x, last: Sept. 21 vs. LAD.....	Strikeouts	4, 2x, last: July 7, 2018 at SEA
1, 3x, last: Sept. 2 vs. ATL.....	Stolen Bases	3, May 25, 2015 at CIN

BLACKMON'S CAREER TRANSACTIONS

- 2008: Selected by Colorado in the second round of the First-Year Player Draft (signed by Alan Matthews).
- 2011: Placed on 15-day disabled list (fractured left foot), July 8; transferred to 60-day disabled list, July 15; reinstated from the 60-day disabled list, Oct. 31.
- 2012: Placed on 15-day disabled list (turf toe, right foot), April 4; sent to Minors for rehabilitation (Colorado Springs), April 13; reinstated from the 15-day disabled list, April 14.
- 2016: Signed a one-year contract to avoid arbitration, Jan. 25; placed on 15-day disabled list (turf toe, left foot), April 14; sent to Minors for rehabilitation (Albuquerque), April 26; reinstated from the disabled list, April 29.
- 2017: Signed a one-year contract to avoid arbitration, Jan. 13.
- 2018: Signed a one-year contract to avoid arbitration, Jan. 12; signed a six-year contract, including player options for 2022 and 2023, April 4.
- 2019: Placed on 10-day injured list (strained right calf), May 27; sent to Minors for rehabilitation (Albuquerque), June 5; reinstated from the 10-day injured list, June 7.
- 2020: Placed on the 10-day injured list (COVID-19 injured list), July 14; reinstated from the 10-day injured list, July 23.
- 2021: Exercised player option for 2022 season, Nov. 4.

(BLACKMON, continued)**CAREER AWARDS**

All-Star	2014 (NL) 2017 (NL) 2018 (NL) 2019 (NL)
National League Batting Title	2017
Silver Slugger	2016 2017
MLBPAA Heart and Hustle Award	2016 2017
National League Player of the Month	May, 2017 June, 2019
National League Player of the Week	9/23/13 4/7/14 6/26/16 8/14/16 5/28/17 6/16/19

PINCH-HIT HOME RUNS (2)

Date	Opp.	Inning	Pitcher
7/1/11	KC	8	Joakim Soria
8/6/13	at NYM	6	Jenry Mejia

INSIDE-THE-PARK HOME RUNS (2)

Date	Opp.	Inning	Pitcher
4/21/17	SF	4	J. Cueto
7/16/17	at NYM	7	C. Bradford

MULTI-HOME RUN GAMES (12)

No.	Date	Opp.	Pitcher(s)
2	4/21/14	SF	R. Vogelsong / J. Gutierrez
2	5/3/15	at SD	J. Shields / C. Kimbrel
3	8/12/16	at PHI	J. Thompson / E. Ramos/ D. Hernandez
2	5/31/16	CIN	J. Moscot / J. Diaz
2	6/21/16	at NYY	I. Nova
2	8/14/16	at PHI	S. González / D. Hernandez
2	8/27/16	at WSH	A. Cole / Y. Petit
2	5/23/17	at PHI	Z. Efin
2	3/31/18	at ARI	Z. Greinke / F. Salas
2	9/9/18	LAD	R. Hill / C. Ferguson
2	5/12/19	SD	N. Margevicius
2	6/13/19	SD	M. Strahm / G. Reyes

LEADOFF HOME RUNS (36)

Date	Opp.	Pitcher
9/24/13	BOS	John Lackey
5/6/14	TEX	Robbie Ross
5/10/14	at CIN	Alfredo Simon
6/5/14	ARI	Bronson Arroyo
7/9/14	SD	Eric Stults
9/24/14	at SD	Joe Wieland
5/3/15	at SD	James Shields
6/14/15	at MIA	Dan Haren
7/3/15	at ARI	Chase Anderson
8/4/15	SEA	Vidal Nuno
8/24/15	at ATL	Julio Teheran
9/20/15	SD	James Shields
5/3/16	at SD	Andrew Cashner
5/30/16	CIN	Dan Straily
5/31/16	CIN	Jon Moscot
6/21/16	at NYY	Ivan Nova
6/25/16	ARI	Shelby Miller
8/6/16	MIA	Andrew Cashner
8/9/16	TEX	A.J. Griffin
8/11/16	at TEX	Lucas Harrell
9/14/16	at ARI	Rubby De La Rosa
10/2/16	MIL	Tyler Cravy
4/16/17	at SF	Jeff Samardzija
6/22/17	ARI	Zack Godley
6/30/17	at ARI	Robbie Ray
7/17/17	SD	Luis Perdomo
8/8/17	at CLE	Corey Kluber
8/18/17	MIL	Matt Garza
5/1/18	at CHC	Kyle Hendricks
9/9/18	LAD	Rich Hill
4/20/19	PHI	Aaron Nola
5/7/19	SF	Madison Bumgarner
5/19/19	at PHI	Jerad Eickhoff
6/16/19	SD	Nick Margevicius
6/20/19	at ARI	Robbie Ray
7/21/19	at NYY	James Paxton

GRAND SLAMS (4)

Date	Opp.	Inning	Pitcher
5/31/16	CIN	7	D. Diaz
8/26/20	at ARI	8	R. Smith
9/11/20	LAA	9	J. Quijada
9/2/21	ATL	3	T. Toussaint

WALK-OFF RBI (7)

Date	Opp.	Pitcher	Play
9/1/14	SF	S. Romo	RBI single
7/25/18	HOU	C. McHugh	Solo HR
4/19/19	PHI	J. Nicasio	Two-run HR
9/11/20	LAA	J. Quijada	Grand slam
5/4/21 (G2)	SF	C. Doval	Three-run HR
6/16/21	SD	A. Adams	RBI single
7/18/21	LAD	P. Bickford	Solo HR

CYCLES (1)

Date	Opp.	Order
9/30/18	WSH	3B, HR, 1B, 2B



Ht: 6-1 **Wt:** 201 **B/T:** L/R
Opening Day Age: 27
Born: Oct. 4, 1994 in Rockwall, Texas
Major League Service: 0.000
Contract: Through 2022
Obtained: Selected in the eighth round of the 2017 First-Year Player Draft
Stats: *Baseball Reference / MLB.com*

82 | BRET BOSWELL

NON-ROSTER INVITEE
 OUTFIELDER

BOSWELL

CAREER HIGHLIGHTS

- Fourth Major League Spring Training in 2022.
- Missed the entire 2021 season after undergoing left ankle surgery in April 2021.
- Honored in 2018 as a MiLB.com Organization All-Star and both a Mid-Season and Post-Season All-Star for Low-A Asheville ... also honored as a Northwest League Post-Season All-Star in 2017.

2021: Underwent season ending surgery on his left ankle in late April after suffering the injury in an alternate site game on April 18.

- Spent the season on Triple-A Albuquerque's injured list ... designated for assignment on May 24 after the Rockies claimed infielder Rio Ruiz off waivers from Baltimore ... re-signed to a Minor League contract on May 30 and placed on the 60-day injured list on June 18.
- Attended his third Major League Spring Training as a non-roster invite ... appeared in 11 games, going 0-for-12 with one run scored, one stolen base and seven strikeouts.

2020: Spent the shortened season at the Rockies' alternate training site in Denver.

- Attended his second Major League Spring Training as a non-roster invite ... batted .417 (10-for-24) with three doubles, one home run and nine RBI.
- Added to the Rockies' 40-man roster on Nov. 20.

2019: Appeared in 106 games with Double-A Hartford, batting .219 with 15 home runs and 39 RBI.

- Started 18 games in center field, his first professional experience in the outfield.
- Named the Eastern League Player of the Week for the period of Aug. 5-11 after batting .316 (6-for-19) with three doubles, three home runs and eight RBI.
- Batted .500 (6-for-12) with one double, two triples and one RBI in 17 Spring Training games as an NRI.

2018: Combined to hit .296 across 127 games between Low-A Asheville and High-A Lancaster.

- Appeared in 97 games with the Tourists before receiving a promotion to Lancaster on July 30 ... named to both the South Atlantic League Mid-Season and Post-Season All-Star teams.
- South Atlantic League Player of the Week for May 21-27.

2017: Was the starting second baseman for Short-Season Boise in his first professional season.

- Named a Northwest League Post-Season All-Star ... tied for second in the league with 11 home runs.

BACKGROUND / PERSONAL

- Bret Robert Boswell ... son of Amy and Bob ... has one older sister, Adrienne, and one older brother, Trent Yarbrough ... sister Adrienne is a police officer.
- Resides in Dallas, Texas during the offseason.
- Graduated from Rockwall Heath High School in Heath, Texas.
- Attended the University of Texas at Austin ... received his bachelor's degree in sport management and a minor in business.
- All-Big 12 All Freshman in 2015 ... named to the Big 12 Baseball Championship All-Tournament squad in 2016 ... an ABCA/Rawlings Collegiate Second Baseman Gold Glove Award finalist in 2017.
- Enjoys spending his free time outdoors: fishing, taking his truck off road, and playing golf or disc golf.
- An avid hockey fan, he enjoys going to Dallas Stars games.
- Cat dad ... his name is Kevin.

@BRET BOSWELL @BBOSWELL_17

BOSWELL'S CAREER TRANSACTIONS

– 2017: Selected by Colorado in the eighth round of the First-Year Player Draft (signed by Jeff Edwards).



Ht: 6-4 **Wt:** 249 **B/T:** L/L
Opening Day Age: 26
Born: Oct. 21, 1994 in Lynn, Mass.
Major League Service: 1.000
Contract: Through 2022
Obtained: Selected in the second round of the 2016 First-Year Player Draft
Pronunciation: BOE-din
Stats: *Baseball Reference / MLB.com*

51 | BEN BOWDEN LEFT-HANDED PITCHER

BOWDEN

CAREER HIGHLIGHTS

- Made his first Opening Day roster in 2021 ... one of nine Rockies to make his Major League debut in 2021.
- Tossed a career-high two innings twice in 2021 (July 28 and Aug. 3) and more than one inning nine times.
- Futures Game selection in 2019 ... allowed two runs on three hits over an inning of work.
- Named the co-MVP of the 2015 Cape Cod League playoffs with 12 strikeouts in 12.2 innings pitched.
- Played for three Vanderbilt NCAA Tournament teams, which included two trips to the College World Series.

MAJOR LEAGUE DEBUT

4/2/21 vs. LAD

FIRST ML WIN

5/4/21 vs. SF

2021: Made his Major League debut on April 2 vs. Los Angeles-NL, allowing two runs on three hits in 1.1 innings, walking none and striking out two.

- Made 39 total appearances across four stints on the active roster in his first Major League season ... posted a 6.56 ERA (35.2 IP, 26 ER) with 42 strikeouts, 21 walks and six home runs ... allowed lefties to slash .309/.390/.515 and righties .271/.367/.494.
- Gave up one run in six appearances in July, registering a 1.59 ERA (5.2 IP, 1 ER) while limiting batters to a .100 average (2-for-21) during the month.
- Did not allow a run in 12 total appearances with Triple-A Albuquerque, going 1-0 with two saves, four walks and 17 strikeouts in 11.2 innings pitched.
- On the injured list May 16-31 with a left shoulder strain.

2020: Spent the shortened season at the Rockies' alternate training site in Denver.

- Attended his second Major League Spring Training in March, but did not appear in a game.

2019: Assigned to Triple-A for the first time in his career on June 20, after going 20-for-20 in save opportunities with a 1.05 ERA (25.2 IP, 3 ER) in his first career Double-A assignment with Hartford.

- Attended his first Major League Spring Training as a non-roster invitee and went 1-0 with a 3.18 ERA (5.2 IP, 2 ER) across seven games.
- A Futures Game selection, allowing two runs on three hits over one inning.
- Added to the 40-man roster in November.

2018: Split the season between Low-A Asheville and High-A Lancaster.

- Combined, went 7-2 with a 3.98 ERA (52.0 IP, 23 ER) in 49 games for Asheville (15) and Lancaster (34).
- Scored upon in four of 15 games for Asheville ... recorded a 1.50 road ERA (6.0 IP, 1 ER) over six games.
- Recorded a 1.20 ERA over 16 road games (15.0 IP, 2 ER) for the JetHawks.

2017: Missed the season due to a shoulder injury.

2016: Made 26 appearances for Asheville, allowing eight runs in 23.2 innings in his first professional season.

- Recorded a 0.82 ERA (11.0 IP, 1 ER) in 11 appearances in August, one run over his final 14 games ... combined, allowed one run over 13 games in August and September.
- Had a 0.63 road ERA (14.1 IP, 1 ER) in 15 outings.

(BOWDEN, continued)

BACKGROUND / PERSONAL

- Benjamin Douglas Bowden ... born in Lynn, Mass ... son of Larry and Stephanie ... has two sisters, Jackie and Jillian.
- Resides in Boston, Mass. and Scottsdale, Ariz., during the offseason.
- Attended Lynn English High School in Lynn, Mass where he played both football and baseball.
- 2011 Massachusetts High School Gatorade Player of the Year.
- Played at Vanderbilt University, where the team advanced to the NCAA Tournament three times, including twice to the College World Series.
- Member of the 2014 national championship runners-up, along with Dansby Swanson, Walker Buehler, Carson Fulmer and Jordan Sheffield.
- Enjoys video games, road trips, fishing and camping.



@B_BIZZY_16



@BENBOWDEN16

2021 / CAREER HIGHS AND LOWS

Most IP	2.0, 2x, last: Aug. 3 vs. CHC
Pitches	36, Sept. 10 at PHI
Runs	3, 3x, last: June 17 vs. MIL
ER	3, 2x, last: June 17 vs. MIL
Hits	3, 4x, last: Aug. 3 vs. CHC
HRs	1, 6x, last: Sept. 10 at PHI
Walks	3, June 17 vs. MIL
Strikeouts	4, June 28 at LAA

BOWDEN'S CAREER TRANSACTIONS

- 2016: Selected by Colorado in the second round of the First-Year Player Draft (signed by Scott Corman).
- 2021: Placed on 10-day IL, May 16 (left shoulder strain); reinstated from IL, May 31.



Ht: 6-5 Wt: 230 B/T: R/R

Opening Day Age: 30

Born: Jan. 4, 1992 in Las Vegas, NV

Major League Service: 6.171

Contract: Through 2028

Obtained: Signed a seven-year contract through 2028, March 16, 2022.

Stats: *Baseball Reference / MLB.com*

23 | KRIS BRYANT

INFIELDER/OUTFIELDER

BRYANT

CAREER HIGHLIGHTS

- Through seven Major League seasons with the Cubs (2015-21) and Giants (2021), has hit .278 with 167 home runs and 487 RBI in 884 games.
- Is one of just 15 players in MLB history to win Rookie of the Year (2015), MVP (2016) and a World Series (2016) in his career.
- Was named the 2016 NL Most Valuable Player, garnering 29-of-30 first place votes ... became the 11th MVP honoree in Cubs franchise history, the ninth since the BBWAA began voting for the award in 1931 and the first Cub to win since Sammy Sosa in 1998.
- Named the NL Rookie of the Year in 2015 after slashing .275/.369/.488 with 26 home runs and 99 RBI.
- Was just the fourth player in Major League history to be named MVP a season after winning Rookie of the Year, joining: Boston's Dustin Pedroia (2007 and 2008), Philadelphia's Ryan Howard (2005 and 2006) and Baltimore's Cal Ripken Jr. (1982 and 1983).
- One of three Cubs third basemen in club history with multiple 30-plus homer campaigns, joining Ron Santo (four times) and Aramis Ramirez (three times) ... had 39 homers in 2016 and 31 homers in 2019.
- Was the first Cub ever to hit 25-or-more homers in each of his first three Major League seasons ... also the first Cub ever to play at least 150 games in each of his first three campaigns, via STATS Inc.
- Named the 2014 Cubs Minor League Player of the Year by the organization and was a Southern League mid-season All-Star.
- Has appeared in the postseason six times: 2016-18 and 2020 with Chicago-NL and 2021 with San Francisco ... through 44 games, has hit .253 (43-for-170) with eight doubles, one triple, seven home runs and 18 RBI.

MAJOR LEAGUE DEBUT

4/17/15, CHC vs. SD

FIRST ML HIT

4/18/15, CHC vs. SD (1B, T. Ross)

FIRST ML HOME RUN

5/9/15, CHC vs. MIL (K. Lohse)

2021: Earned his fourth-career All-Star nod with the Cubs before being traded to San Francisco, July 30 ... slashed a combined .265/.353/.481 with 32 doubles, two triples, 25 home runs and 73 RBI on the season.

- In 93 games with Chicago, batted .267 (87-for-326) with 19 doubles, two triples, 18 home runs and 51 RBI ... 13-game hit streak May 17-31 (.377, 20-for-53, 2B, 3B, 2 HR, 11 RBI), the second longest streak of his career and tied for the longest streak by a Cub in 2021 (also: Matt Duffy and Frank Schwindel).
- Had a .910 OPS vs. left-handed pitching on the season.
- Participated in the 2021 All-Star Game at Coors Field, going 0-for-2 and playing in left field for three innings.
- Traded to San Francisco July 30 in exchange for minor leaguers OF Alexander Canario and RHP Caleb Kilian.
- With San Francisco, slashed .262/.344/.444 in 51 games, tallying 13 doubles, seven home runs and 22 RBI ... homered in his first game and second at-bat as a Giant, Aug. 1.
- Started at four different positions (left field, center field (twice), first base and right field) over San Francisco's five NLDS games, hitting .471 (8-for-17) with one home run and two RBI ... reached base in four of five games.
- Went 3-for-3 in Game 1, becoming the third player in Giants history with 3+ hits, including a home run, in his first postseason game with the franchise, joining: Mel Ott (1933) and Bill Terry (1924).

2020: Slowed by injury in the shortened season, including an injured list stint from Aug. 19 - Sept. 1 ... batted .206 (27-for-131) with five doubles, one triple, four homers and 11 RBI in 34 games.

- Made 27 starts at third base, four starts in left field and one start at first base.
- Slashed .284/.373/.537 vs southpaws and .259/.346/.462 against righties.
- Hit .353 (12-for-34) in the seventh inning and later compared to .155 (15-for-97) in the first six innings.

(BRYANT, continued)

- Placed on the 10-day injured list Aug. 22 (retroactive to Aug. 19) with a left ring finger sprain ... suffered the injury on August 12 at Cleveland while attempting a diving catch in left field ... missed the next two games before playing from Aug. 15-17 ... also missed time from Sept. 22-25 after departing the game Sept. 21 with right lower oblique tightness.
- Returned for the final two games of the season and hit two homers and drove in six runs in through the pair of games ... went 2-for-4 with two runs scored and a grand slam, Sept. 26 at the White Sox ... the following day, hit another homer, walked, drove in two runs and scored twice.

2019: Earned his third-career All-Star nod, batting .282 (153-for-543) with 35 doubles, one triple, 31 homers, 77 RBI and 108 runs scored in 147 games.

- Reached base safely in a career-high 26-straight games, April 17-May 17, batting .316 (30-for-95) with seven doubles, one triple, 10 homers and a .450 OBP during the span ... also reached base in 23-straight games, June 2-26, becoming the first Cub with multiple 20-plus game on-base streaks since Derrek Lee in 2009.
- Recorded his second-career three-homer game, May 17 at Washington, going 4-for-6 with five RBI ... homered in the seventh, eighth and ninth innings, becoming only the second Cub in franchise history to homer in three-straight frames ... Sammy Sosa turned the trick on Aug. 10, 2002 in Colorado (third, fourth and fifth innings).
- Had three game-winning homers in a nine-game span, Aug. 11-21 ... hit a three-run homer in the seventh inning, Aug. 11 at Cincinnati (6-3 win) ... hit a seventh inning solo homer, Aug. 17 at Pittsburgh (2-0 win) ... hit a two-run homer in the eighth inning, Aug. 21 vs. San Francisco (12-11 win).
- Named NL Player of the Week, Sept. 9-15, his first league weekly honor ... batted .500 (11-for-22) with eight runs scored, five home runs, 13 RBI, 26 total bases, one stolen base and a .1182 slugging percentage over six games played.
- Finished ninth in the NL with a .382 OBP, second-best on the team (Anthony Rizzo, .405).
- Suffered a right ankle sprain on Sept. 22 vs. St. Louis and missed the remainder of the season.

2018: Slashed .272/.374/.460 in 102 games with Chicago-NL, tallying 28 doubles, three triples, 13 home runs and 52 RBI.

- Battled left shoulder inflammation during the season, landing him on the disabled list two separate times (June 23-July 11 and July 24-Sept. 1) ... marked the first time in his career he landed on the DL.
- Hit .291 (23-for-79) with seven doubles, two triples, two homers and 11 RBI March 29-April 30 ... drew 15 walks compared to 14 strikeouts, collecting a .441 OBP and a .948 OPS.
- Batted .280 (79-for-282) with 21 doubles and 10 homers in 70 games in the first half ... hit .252 (57-for-226) with 17 doubles and three homers after the All-Star Break.
- Became the 22nd player in franchise history to reach 100 homers, May 9 vs. Miami ... the third Cubs third baseman to reach the mark, joining Ron Santo (337) and Aramis Ramirez (239).
- Notched his 500th career hit on April 5 at Milwaukee in his 463rd career game, becoming the quickest player to start his major league career with the Cubs and reach the 500-hit mark since Starlin Castro did so in 421 games (Sept., 2012).
- Reached base safely in 86 of 102 games ... played 86 games at third base (79 starts), 15 games in right field (eight starts), 14 games in left field (10 starts) and four games at first base (one start).

2017: Ranked third in the NL with a 6.7 WAR according to Fangraphs ... trailed only Washington's Anthony Rendon (6.9) and Miami's Giancarlo Stanton (6.9).

- Ranked among NL leaders in runs scored (111, 5th), total bases (295, 8th), doubles (38, 6th), walks (95, 3rd), OBP (.409, 4th), extra-base hits (71, T-5th) and road batting average (.331, 4th).
- Led the Cubs with 95 walks, 111 runs scored, a .409 OBP, a .537 slugging percentage and .946 OPS ... his OBP was the highest by any Cub in a single season since Derrek Lee in 2005.
- Reached base in a career-high 34-straight starts from Aug. 3-Sept. 9 ... longest streak by a Cub since Ben Zobrist reached in 35-straight starts during the 2016 season ... recorded a season-high 11-game hitting streak on two occasions: April 18-30 (.378, 17-for-45) and Aug. 3-14 (.465, 20-for-43).
- Went 8-for-40 (.200) with two doubles, one home run and three RBI in 10 postseason games ... the eight hits led the club ... homered in Game 5 of the NLCS vs. the Dodgers off Clayton Kershaw.

2016: Named the BBWAA National League Most Valuable Player and started the All-Star Game at third base for the NL ... ranked among NL leaders in home runs (39, 3rd), runs (121, 1st), RBI (102, 6th), OBP (.385, 9th), slugging (.554, 4th), OPS (.939, 4th) and WAR (8.3, 1st).

- Became just the second Cub to reach 35 homers in his age-24 season, joining Ernie Banks in 1955 ... also became the second player in MLB history to hit at least 35 homers while playing at least 10 games at third base, left field and right field in the same season, joining Albert Pujols in 2001.
- Reached in a career-high 21-straight games Aug. 14-Sept. 4 ... included in the stretch was a career-high tying 14-game hitting streak (.455, 25-for-55), Aug. 18-Sept. 1.
- Was named NL Player of the Month for August after leading the league with a .748 slugging percentage and tying for second with 10 homers.
- According to STATS Inc., his WAR of 8.3 was the highest by a Cub since Sammy Sosa posted a 9.2 WAR in 2001.

(BRYANT, continued)

- Was named a NL All-Star for the second-straight season, and became the first Cubs third baseman to start the game since Aramis Ramirez in 2005 ... went 1-for-2 with a solo home run in the All-Star Game, July 12 in San Diego ... became the eighth Cub to homer in the game and first since Alfonso Soriano in 2007.
- Batted .308 (20-for-65) in 17 postseason games, tallying five doubles and three homers while knocking in eight runs ... his 20 hits were the most in Cubs history during a single postseason ... his 11 runs scored were tied for the most-ever by any Cubs player.
- Went 4-for-5 with a homer, RBI and two runs scored in World Series game six, becoming only the fifth player 24 years old or younger to record at least four hits with a home run in a Fall Classic game.

2015: Named a National League All-Star and NL Rookie of the Year with the Cubs after leading Major League rookies in home runs (26, T-1st), RBI (99), doubles (31) and runs (87) while ranking second in walks (77).

- Selected by Chicago April 17 and made his major league debut that day vs. San Diego ... went 0-for-4.
- Set franchise rookie records with his 26 home runs, 99 RBI, 62 extra-base hits and 273 total bases ... in Major League history, the only other player to reach 26 homers, 99 RBI, 31 doubles, 87 runs and 77 walks in his rookie season was Boston's Ted Williams in 1939.
- Became the first Cubs rookie to earn All-Star honors since outfielder Kosuke Fukudome and catcher Geovany Soto in 2008 ... other Cubs rookies to make the All-Star team: pitcher Sam Jones (1955), catcher Toby Atwell (1952, did not play) and second baseman Don Johnson (1944, did not play).
- Recorded 17 game-winning RBI ... since the turn of the century, only two others have reached 17 game-winning RBI in their rookie campaign: Albert Pujols (21 in 2001) and Hideki Matsui (17 in 2003).
- His 99 RBI were the most by any NL rookie since Washington's Ryan Zimmerman had 110 in 2006.
- Hit .176 (6-for-34) with a double, triple, two homers and five RBI in nine postseason games ... hit a game-winning two-run homer in game three of the NLDS vs. the Cardinals.

2014: Named Cubs Minor League Player of the Year after leading minor league baseball with 43 homers and a 1.098 OPS in 138 games between Double-A Tennessee and Triple-A Iowa.

- Slashed .355/.458/.702 in 68 games with the Smokies, earning Southern League mid-season All-Star honors ... led the team in runs scored (61), total bases (174), home runs (22) and RBI (58).
- Promoted to Iowa June 19 ... homered for each of his first five Triple-A hits.
- Slashed .295/.418/.619 in 70 games with the I-Cubs.
- Selected by Baseball American as the Minor League Player of the Year, a Minor League All-Star and a Double-A All-Star ... USA Today Minor League Player of the Year ... MLB Pipeline.com Hitter of the Year ... three-time Southern League Player of the Week ... Joe Baumann Minor League Home Run Award winner.

2013: Split the season between Rookie Level Mesa (two games), Single-A Boise (18 games) and Single-A Daytona (16 games).

- Slashed a combined .336/.390/.688 with 14 doubles, two triples, nine home runs and 32 RBI ... earned Arizona Fall League MVP honors.

BACKGROUND / PERSONAL

- Kristopher Lee Bryant ... has a wife, Jessica, and a son, Kyler Lee ... the two are expecting twin boys during 2022 ... they met as freshmen at Bonanza High (LV) and got married in 2017.
- Parents are Mike and Sue Bryant ... Mike was drafted as an outfielder by the Red Sox in the ninth round of the 1980 draft out of the University of Massachusetts-Lowell. (He still holds the Massachusetts-Lowell career slugging percentage record of .689) ... became a hitting instructor and now owns and operates the Bryant Baseball Academy ... he also began working with Kris on his hitting every day starting when his son was 5.
- Graduated from Bonanza High School in Vegas with a 4.78 GPA ... his academic record reportedly was marred by a single "B" – an 89.2 in calculus when an "A" was 90.
- Played three seasons at the University of San Diego before being drafted in 2013 ... set a USD single-season record and led the nation in home runs as a junior (31) ... was named Golden Spikes Award winner, Dick Houser Award winner, National Player of the Year and was drafted No. 2 overall by the Chicago Cubs, marking the highest draft pick in USD history.

 @KRISBRYANT_23

 @KRIS_BRYANT17

(BRYANT, continued)

2021	HIGHS AND LOWS	CAREER
3, 7x, last: Aug. 7 at MIL.....	Hits	5, 2x, last: Aug. 8, 2016 vs. MIL
2, 3x, last: Aug. 16 vs. NYM.....	Home Runs	3, 2x, last: May 17, 2019 at WSH
4, 2x, last: April 26 at ATL.....	RBI	6, 3x, last: June 27, 2016 at CIN
13, May 17-May 31.....	Hit Streak	14, Aug. 18-Sept. 1, 2016
3, 4x, last: Oct. 3 vs. SD.....	Runs	4, 6x, last: Sept. 13, 2017 vs. NYM
2, 3x, last: Sept. 11 vs. MIL.....	Doubles	2, 15x, last: July 4, 2019 at PIT
1, 2x, last: July 24 vs. ARI.....	Triples	1, 19x, last: July 24, 2021 vs. ARI
10, May 2 at CIN.....	Total Bases	16, June 27, 2016 at CIN
2, 11x, last: Oct. 3 vs. SD.....	Walks	4, May 4, 2015 at STL
3, 5x, last: Sept. 8 at COL.....	Strikeouts	4, 7x, last: July 2, 2019 at PIT
1, 10x, last: Sept. 26 at COL.....	Stolen Bases	2, July 22, 2015 at CIN

BRYANT'S CAREER TRANSACTIONS

- 2010: Selected by Toronto in the 18th round of the First-Year Player Draft, but did not sign.
- 2013: Selected by Chicago with the second overall pick of the First-Year Player Draft.
- 2018: Placed on the 10-day disabled list (left shoulder inflammation), June 26; activated, July 11; placed on the 10-day DL (left shoulder inflammation), July 26; removed from the DL, Sept. 1.
- 2020: Placed on the 10-day injured list (sprained left finger), Aug. 22; activated, Sept. 1.
- 2021: Traded to San Francisco in exchange for minor leaguers Alexander Canario and Caleb Kilian, July 30; declared free agency, Nov. 3.
- 2022: Signed by Colorado to a seven-year contract through the 2028 season, March 18.

CAREER AWARDS

National League MVP	2016
National League Rookie of the Year	2015
All-Star	2015 (NL) 2016 (NL) 2019 (NL) 2021 (NL)
Hank Aaron Award	2016
National League Player of the Month	Aug., 2016
National League Player of the Week	9/15/19
National League Player of the Month	May, 2015 Aug., 2015

MULTI-HOME RUN GAMES (16)

No.	Date	Opp.	Pitcher(s)
2	6/22/15	LAD	Clayton Kershaw, Adam Liberatore
2	7/4/15	MIA	Jarred Cosart
2	8/23/15	ATL	Matt Wisler, David Aardsma
2	4/21/16	CIN	Brandon Finnegan, Drew Hayes
3	6/27/16	CIN	Dan Straily
2	8/18/16	MIL	Zach Davies, Blaine Boyer
2	8/26/16	LAD	Joe Blanton, Adam Liberatore
2	4/15/17	PIT	Tyler Glasnow, Tony Watson
2	5/21/17	MIL	Chase Anderson
2	7/7/17	PIT	Jhan Marínez, Antonio Bastardo
3	5/17/19	WSH	Justin Miller, Kyle Barraclough
2	9/10/19	SD	Ronald Bolanos, Andres Munoz
2	9/15/19	PIT	Trevor Williams
2	4/17/21	ATL	Jesse Biddle, Jacob Webb
2	5/2/21	CIN	Tyler Mahle
2	8/16/21	NYM	Miguel Castro, Trevor May

WALK-OFF RBI (4)

Date	Opp.	Pitcher	Play
7/27/15	COL	J. Axford	two-run HR
8/24/15	CLE	Z. McAllister	solo HR
5/7/19	MIA	A. Conley	three-run HR
8/10/21	ARI	M. Peacock	single

GRAND SLAMS (6)

Date	Opp.	Inning	Pitcher
6/17/15	at CLE	9	D. Murphy
7/4/15	MIA	2	J. Cosart
4/21/16	at CIN	7	D. Hayes
5/5/19	STL	8	D. Leone
9/26/20	at CHW	3	D. Dunning
4/26/21	at ATL	3	C. Morton



Ht: 6-3 **Wt:** 215 **B/T:** R/R
Opening Day Age: 34
Born: Jan. 7, 1988 in Maracaibo, Ven.
Major League Service: 10.087
Contract: Through 2022
Obtained: Signed as a Major League free agent, March 31, 2021
Pronunciation: yo-LEASE sha-SEEN
Stats: Baseball Reference / MLB.com

43 | JHOULYS CHACÍN RIGHT-HANDED PITCHER

CHACÍN

CAREER HIGHLIGHTS

- Enters the 2022 season ranked 11th in franchise history in games started (110), 10th in innings pitched (736.1), eighth in strikeouts (561) and ninth in wins (41) ... his career 3.83 ERA with the Rockies entering 2022 ranks second in franchise history (min. 50 starts) behind Ubaldo Jiménez (3.66).
- His career 4.10 ERA at Coors Field ranked second in franchise history entering the 2022 season (min. 300 IP)
- In his Major League career has played for Colorado (2009-14, 2021), Arizona (2015), Atlanta (2016, 2020), Los Angeles-AL (2016), San Diego (2017), Milwaukee (2018-19) and Boston (2019).
- Made three starts for the Brewers in the 2018 Postseason, going 1-2 with a 1.46 ERA (12.1 IP, 2 ER).

MAJOR LEAGUE DEBUT

7/25/09 vs. SF

FIRST ML WIN

5/2/10 at SF

2021: Posted a 3-2 record with a 4.34 ERA (64.1 IP, 31 ER) in a career-high 46 appearances (one start) with the Rockies.

- Allowed an earned run seven times in his last 31 appearances from June 28 through the end of the season ... 2-1 with 17 holds, a 3.16 ERA (37.0 IP, 13 ER), .176 opponent average, 16 walks and 22 strikeouts over that span ... career-long 12-inning scoreless streak across 10 appearances from June 28-Aug. 5.
- Made his lone start of the season on May 15 vs. Cincinnati ... didn't factor into the Rockies 6-5 loss, allowing two runs across four innings.
- Reached 10 years of Major League service time on June 24.
- Signed to a one-year contract through the 2022 season on Nov. 13.

2020: Went 1-0 with a 7.20 ERA (5.0 IP, 4 ER) in two relief appearances with the Atlanta Braves.

- Made his season debut on July 27 at New York-NL, tossing 3.2 scoreless innings to earn the win.
- Also faced the Mets in his other appearance, on July 31, and allowed four runs across 1.1 innings.
- Designated for assignment on Aug. 1.

2019: Combined with Milwaukee and Boston to go 3-12 with a 6.01 ERA (103.1 IP, 69 ER) in 25 games (24 starts).

- Named Milwaukee's Opening Day starter on March 28 vs. St. Louis, earning the win after striking out seven batters in 5.1 innings pitched ... also hit a solo home run, the second of his career, in the 5-4 Brewers victory.
- Earned his final win of the season on April 30 vs. Colorado, tossing six scoreless innings ... went 0-9 with a 6.39 ERA (69.0 IP, 49 ER) over his final 18 appearances (17 starts).
- Two stints on the IL from June 1-17 with a right oblique strain, and July 25-Aug. 24 with a right back strain.
- DFA'd by Milwaukee, Aug. 24 ... released, Aug. 26 and signed by Boston, Aug. 31.
- Made six appearances (five starts) with the Red Sox, going 0-2 with a 7.36 ERA (14.2 IP, 12 ER).

2018: Went 15-8 with a 3.50 ERA (192.2 IP, 75 ER) in a career-high and Major League-leading 35 starts in his first season with Milwaukee.

- Fourth career season with at least 30 starts ... also posted career highs in wins (tied for sixth in the NL) and strikeouts (156).
- Held opponents to a .220 batting average, which ranked seventh in the National League.
- Recorded a career-high six-game winning streak over 11 starts from April 20-June 13, posting a 2.69 ERA (63.2 IP, 19 ER) over that span.
- Started the NL Central tiebreaker on Oct. 1 at Chicago-NL, allowing just one run and one hit across 5.2 innings pitched in the Brewers 3-1 win.

(CHACÍN, continued)

- Made three postseason starts, going 2-1 with a 1.46 ERA (12.1 IP, 2 ER) ... earned a 4-0 win in Game 2 of the NLDS vs. the Rockies (5 IP, 3 H, 3 BB, 3 SO).

2017: Made 32 starts with San Diego, going 13-10 with a 3.89 ERA (180.1 IP, 78 ER).

- Led the team in wins and strikeouts (153), and tied for the team lead with 16 quality starts.
- Held opponents to a .235 batting average, which ranked ninth in the NL.
- Participated in the World Baseball Classic for Team Venezuela and went 0-1 with a 6.75 ERA (8.0 IP, 6 ER) in two games (one start).

2016: Combined with the Braves and Angels to go 6-8 with a 4.81 ERA (144.0 IP, 77 ER) in 34 games (22 starts).

- Signed with Atlanta on Jan. 16 and began the season at Triple-A Gwinnett before the Braves selected his contract on April 12.
- Went 1-2 with a 5.40 ERA (26.2 IP, 16 ER) in five starts with the Braves before being traded to Los Angeles-AL on May 11 in exchange for LHP Adam McCreery.
- Went 5-6 with a 4.68 ERA (117.1 IP, 61 ER) in 29 games (17 starts) with the Angels ... tossed his first complete game since 2011 in a 5-1 win on May 30 vs. Detroit (114 pitches)

2015: Spent time with three organizations, including a five game (four start) Major League stint with Arizona.

- Was released by Colorado on March 22 ... signed as a free agent with Cleveland on April 13 and went 1-3 with a 3.21 ERA (42.0 IP, 15 ER) in seven starts with Triple-A Columbus before he was released by the Indians on June 18.
- Signed by Arizona on June 19 and went 6-3 with a 3.22 ERA (86.2 IP, 31 ER) in 13 starts at Triple-A Reno ... had a pair of stints with Arizona (Aug. 24-30 and Sept. 8 through the end of the season) and went 2-1 with a 3.38 ERA (26.2 IP, 10 ER) in five games (four starts).

2014: Went 1-7 with a 5.40 ERA (63.1 IP, 38 ER) in 11 starts with Colorado.

- Began the season on the 15-day disabled list with a right shoulder strain ... reinstated on May 4 ... was also on the disabled list from June 30-July 3 with right shoulder inflammation, before being transferred to the 60-day DL on July 4 and missing the remainder of the season.

2013: Went 14-10 with a 3.47 ERA (197.1 IP, 76 ER) in 31 starts with Colorado.

- Led the Rockies in innings pitched and strikeouts (126).
- Made his first career Opening Day start on April 1 at Milwaukee and did not record a decision in the 5-4 Rockies loss (6.2 IP, 3 H, 1 ER, 3 BB, 6 SO).
- Was on the 15-day DL from April 21-May 4 with a left lower back strain ... went 3-0 with a 1.46 ERA (24.2 IP, 4 ER) in four starts prior to hitting the DL, then went 11-10 with a 3.75 ERA (172.2 IP, 72 ER) in 27 starts after being reinstated.
- Participated in the World Baseball Classic with Venezuela and made his only appearance in relief vs. the Dominican Republic (3.1 IP, 5 H, 4 ER).

2012: Made 14 starts with the Rockies, going 3-5 with a 4.43 ERA (69.0 IP, 34 ER).

- On the 15-day disabled list from May 6-Aug. 20 with right shoulder inflammation.

2011: Made his first career Opening Day roster and went 11-14 with a 3.62 ERA (194.0 IP, 78 ER) in 31 starts with the Rockies.

- Led the team in wins, innings, strikeouts (150) and quality starts (18).

2010: Went 9-11 with a 3.28 ERA (137.1 IP, 50 ER) in 28 games (21 starts) across two stints with Colorado.

- Earned his first Major League win on May 2 at San Francisco, allowing one hit across seven innings in a 4-1 Rockies win.
- Recorded a career-high 12 strikeouts over six innings in a 10-3 loss at Los Angeles-AL on June 27.

2009: Saw his first Major League action and went 0-1 with a 4.91 ERA (11.0 IP, 6 ER) in nine games.

- Made his Major League debut on July 25 at San Francisco and tossed the ninth inning of an 8-2 win.

2008: Led all of Minor League Baseball with 18 wins, going 18-3 with a 2.03 ERA (177.2 IP, 40 ER) in 28 starts between Low-A Asheville and High-A Modesto.**2007: Led the Pioneer League in innings pitched (92.0) and strikeouts (77).****2006: Went 4-1 with a 1.49 ERA in his second season with the DSL Rockies.****2005: Made his professional debut with the DSL Rockies and went 3-1 with a 4.32 ERA.**

(CHACÍN, continued)

BACKGROUND / PERSONAL

- Jhoulys Jose Chacín
- Married to Alba ... the pair have two Children: Nicole and Dominic.



@JHOULYS45



@JHOULYS45

2021

HIGHS AND LOWS (AS RELIEVER)

CAREER

3.1, 2x, last: May 4 vs. SF.....	Most IP	4.0, 5x, last: Sept. 2, 2016 at SEA
62, April 13 at SF.....	Pitches	77, Sept. 2, 2016 at SEA
3, 4x, last: Aug. 23 at CHC.....	Runs	5, Sept. 2, 2016 at SEA
3, 4x, last: Aug. 23 at CHC.....	ER	5, Sept. 2, 2016 at SEA
4, 2x, last: May 4 vs. SF.....	Hits	7, Sept. 2, 2016 at SEA
2, May 4 vs. SF.....	HRs	2, May 4, 2021 vs. SF
3, Aug. 23 at CHC.....	Walks	3, 2x, last: Aug. 23, 2021 at CHC
4, June 5 vs. OAK.....	Strikeouts	5, 4x, last: Sept. 2, 2016 at SEA

CHACÍN

CAREER HIGHS AND LOWS (AS STARTER)

4.0, May 5 vs. CIN.....	Most IP	9.0, 2x, last: May 30, 2016 vs. DET
53, May 5 vs. CIN.....	Pitches	120, Sept. 24, 2010 vs. SF
None.....	Low-hit CG	4, May 30, 2016 vs. DET
2, May 5 vs. CIN.....	Runs	9, 2x, last: Aug. 2, 2018 at LAD
2, May 5 vs. CIN.....	ER	9, April 3, 2017 at LAD
4, May 5 vs. CIN.....	Hits	12, July 1, 2016 at BOS
1, May 5 vs. CIN.....	HRs	4, May 4, 2016 at NYM
1, May 5 vs. CIN.....	Walks	7, July 21, 2011 vs. ATL
3, May 5 vs. CIN.....	Strikeouts	12, June 27, 2010 at LAA
None.....	10+ Strikeout Games	3, last: Aug. 14, 2018 at CHC (10 SO)
None.....	Win Streak	6, April 20-June 13, 2018
None.....	Losing Streak	9, May 12-Sept. 12, 2019

CHACÍN'S CAREER TRANSACTIONS

- 2004: Signed by Colorado as a non-drafted international free agent, Sept. 27.
- 2012: Placed on the 15-day injured list (right shoulder inflammation), May 7; sent to Minors for rehabilitation (Modesto), July 29; reinstated from the IL, Aug. 21.
- 2013: Placed on the 15-day injured list (left lower back strain), April 20; reinstated from the IL, May 5 ... placed on the bereavement list, Aug. 19; reinstated, Aug. 23;
- 2014: Placed on the 15-day injured list (right shoulder strain), March 28; sent to Minors for rehabilitation (Modesto), April 15; reinstated from the IL, May 4 ... placed on the 15-day injured list (right shoulder inflammation), June 30; transferred to the 60-day IL, July 4; reinstated from the 60-day IL, Nov. 3
- 2015: Released by Colorado, March 22 ... signed by Cleveland as a Minor League free agent, April 14 ... signed by Arizona as a Minor League free agent, June 19.
- 2016: Signed by Atlanta as a Minor League free agent, Jan. 7 ... Acquired by Los Angeles-AL via trade with Atlanta in exchange for LHP Adam McCreery, May 11 ... signed by San Diego to a one-year Major League contract, Dec. 20.
- 2017: Signed by Milwaukee to a two-year Major League contract, Dec. 21.
- 2019: Placed on the 10-day injured list (lower back strain), June 2; reinstated from the 10-day IL, June 17 ... placed on the 10-day IL (strained right lat), July 25; reinstated from the IL and designated for assignment, Aug. 24 ... signed by Boston as a Minor League free agent, Aug. 31.
- 2020: Signed by Minnesota as a Minor League free agent, Feb. 1 ... released by Minnesota, July 19 ... signed by Atlanta to a one-year Major League contract, July 21 ... designated for assignment, Aug. 1.
- 2021: Signed by Colorado to a one-year contract, April 1 ... placed on the 10-day COVID injured list, July 16; removed from COVID-IL, July 28 ... signed by the Rockies to a one-year contract, Nov. 13.



Ht: 6-1 **Wt:** 225 **B/T:** R/R
Opening Day Age: 33
Born: Dec. 31, 1998 in Santo Domingo, D.R.
Major League Service: 7.118
Contract: Through 2022
Obtained: Signed to a one-year contract, March 17, 2022
Pronunciation: COLE-uh-may
Stats: Baseball Reference / MLB.com

37 | ALEX COLOMÉ RIGHT-HANDED PITCHER

COLOMÉ

CAREER HIGHLIGHTS

- In parts of nine seasons, has gone 32-27 with a 3.11 ERA (489.0 IP, 169 ER) with 155 saves in 393 games for Tampa Bay (2013-18), Seattle (2018), Chicago-AL (2019-20) and Minnesota (2021).
- Since 2016, his 155 saves rank fourth among Major League relievers and his 180 save opportunities are tied for third with Aroldis Chapman.
- Led the American League in saves with 47 in 2017.
- Named an AL All-Star in 2016, representing Tampa Bay after posting a 1.69 ERA (32.0 IP, 6 ER) with 19 saves through 31 games in the first half of the season.
- In 2018, recorded 12 saves and 30 holds with Tampa Bay and Seattle, becoming the first pitcher in major league history to record at least 10 saves and 30 holds in a season.
- Pitched for the Dominican Republic in the World Baseball Classic in 2017, going 1-0 with a 4.15 ERA (4.1 IP, 2 ER) in five appearances ... earned the win over Team USA with a scoreless eighth inning.

MAJOR LEAGUE DEBUT

5/30/13, TB vs. MIA

FIRST ML WIN

5/30/13, TB vs. MIA

FIRST ML SAVE

4/17/16, TB vs. CWS

2021: In his first and only year with Minnesota, went 4-4 in 67 appearances and pitched to a 4.15 clip (65.0 IP, 30 ER) with 17 saves.

- Through 19 games July 31- Sept. 10, went 2-0 with 11 saves and a 1.96 (18.1 IP, 4 ER) ... led the Majors in saves through that span.
- Scoreless in 21 of his last 27 appearances of the season, pitching to a 3.38 ERA (26.2 IP, 10 ER) with seven walks and 22 strikeouts.

2020: Made 21 appearances in his second season with Chicago-AL, going 2-0 with a 0.81 ERA (22.1 IP, 2 ER).

- Ranked second among AL relievers in ERA and tied for third in saves (12).
- Went 12-13 in save opportunities (92.3 percent) ... marked his highest save percentage since 2016 (92.5) ... converted all seven save chances on the road.
- Held opponents to a .163 (13-for-80) average ... left-handers batted .098 (4-for-41) while righties hit .231 (9-for-39).
- Converted six consecutive saves to open 2020 from July 31-Aug. 19 ... allowed just three hits with no walks and eight strikeouts.

2019: Among American League relievers, ranked second in save percentage (90.9), tied for fourth in saves (30) and ranked sixth in save opportunities (33).

- His 90.9 save percentage (30 of 33) ranked fifth all-time in White Sox history and was the highest mark since 2006 (Bobby Jenks, 91.1).
- Became the first White Sox pitcher to save 30 games in a season since David Robertson (37) in 2016.
- Went 1-1 with a 1.87 ERA (33.2 IP, 7 ER), 35 strikeouts and a .164 (20-for-122) opponents average in his 33 save chances.
- His 1.87 ERA was the third-lowest among major-league closers (minimum 30 save opportunities.)

2018: Combined to go 7-5 with a 3.04 ERA (68.0 IP, 23 ER), 30 holds, 12 saves and 72 strikeouts over 70 appearances between Tampa Bay and Seattle.

- Went 5-0 with a 2.53 ERA (46.1 IP, 13 ER), all 30 holds and 49 strikeouts over 47 appearances with the Mariners.
- Became the first pitcher in major league history to record at least 10 saves and 30 holds in a season.

(COLOMÉ, continued)

- Traded by the Rays with OF Denard Span and cash considerations to the Mariners on May 25 in exchange for RHPs Andrew Moore and Tommy Romero.
- Recorded a streak of 20.0 consecutive scoreless innings from June 30-Aug. 15, the sixth-longest in history by a Mariners reliever.

2017: Became the first pitcher in Rays franchise history to lead the major leagues in saves (47).

- Finished with the second-most saves in a season in Tampa Bay history, one behind Fernando Rodney (48 in 2012).
- Recorded a 2.15 ERA (29.1 IP, 7 ER) over his last 30 appearances (July 6-end of season).
- Was named AL Reliever of the Month for August after going 10-for-10 in save opportunities with a 0.75 ERA (12.0 IP, 1 ER).
- Pitched for the Dominican Republic in the World Baseball Classic, going 1-0 with a 4.15 ERA (4.1 IP, 2 ER) in five appearances ... earned the win over Team USA with a scoreless eighth inning.

2016: Named to his first AL All-Star team ... tied for fourth in the AL in saves and ranked fifth in the majors in save percentage (92.5 %).

- Converted 37 of 40 save opportunities in his first full season in the Majors.
- Became the third pitcher in Rays history to record 35-plus saves with a sub-2.00 ERA ... did not allow a run in any of his 37 appearances with a save, becoming the first pitcher to accomplish the feat since Atlanta's Craig Kimbrel in 2011 (46).
- Made 19 consecutive scoreless appearances (career-long 21.0 IP) from May 4-June 15 ... selected to the AL All-Star Team by Kansas City manager Ned Yost, but did not pitch.
- Converted his first 21 save opportunities, a club record to begin a season.

2015: With the Rays, was one of three pitchers in baseball to make 12-plus starts and 30-plus relief appearances.

- His eight wins tied for the third-most among AL rookies.

2014: Pitched for Triple-A Durham (15 games), Single-A Charlotte (three games) and Tampa Bay (five games).

- Following spring training, was optioned to Durham and missed the first 50 games of the season while serving a suspension for a violation of Major League Baseball's Joint Drug Prevention and Treatment Program.
- Made five appearances (three starts) over three stints with the Rays, going 2-0 with a 2.66 ERA (23.2 IP, 7 ER).

2013: Made his Major League debut with the Rays on May 30 in a start at Miami, earning the win after allowing one unearned run on five hits with seven strikeouts over 5.2 innings.

- Became the first AL pitcher to allow no earned runs with at least seven strikeouts in his major league debut since Oakland's Aaron Harang on May 25, 2002 vs. Tampa Bay (10 strikeouts).
- Following his start on June 28 vs. Detroit (L; 6.0 IP, 4 ER), was shut down for the rest of the season with a right elbow strain.

2012: Split the season between Double-A Montgomery and Triple-A Durham, combining to go 8-4 with a 3.44 ERA (91.2 IP, 35 ER) in 17 starts.

- Named the Rays Minor League Pitcher of the Month for July after going 5-1 with a 2.23 ERA (40.1 IP, 10 ER) in six starts for the Biscuits.
- Named Montgomery's Most Valuable Player by the Tampa Bay baseball operations department.

2011: Split the season between High-A Charlotte and Double-A Montgomery, going 12-9 with a 3.82 ERA (157.2 IP, 67 ER) and 123 strikeouts over 28 starts.

- Collected his first career hit on Sept. 15 vs. Tampa Bay, a single in the ninth inning off LHP Alex Torres.
- Ranked second among Rays farmhands in wins and inning pitched ... named a Florida State League Mid-season All-Star.

2010: Combined to go 6-6 with a 3.89 ERA (118.0 IP, 51 ER) and 126 strikeouts in 23 starts with Single-A Bowling Green and High-A Charlotte.

- Named to the Midwest League Mid-season All-Star team with Bowling Green ... appeared in 12 games with Escogido in the Dominican Winter League, posting a 1.53 ERA (17.2 IP, 3 ER) with 14 strikeouts.

2009: Spent the entire season with Low-A Hudson Valley ... led the New York-Penn League with 94 strikeouts and ranked sixth with a 1.66 ERA (76.0 IP, 14 ER).

2008: Spent the entire season with Rookie League Princeton, making 12 appearances (11 starts) and posting a 6.80 ERA (46.1 IP, 35 ER).

2007: Made his professional debut with the Dominican Summer League Devil Rays.

(COLOMÉ, continued)

PERSONAL:

- Alexander Manuel Colomé Pérez ... has a wife, Ironelis, a and three children: Melanny, Emmanuel and Alexandra.
- His uncle is former major league pitcher Jesús Colomé, who pitched for Tampa Bay (2001-06), Washington (2007-09), Milwaukee (2009) and Seattle (2010).
- Resides in San Pedro De Macoris, Dominican Republic in the offseason.

2021

HIGHS AND LOWS (AS RELIEVER)

CAREER

2.0, 2x, last: May 5 at TEX.....	IP	4.0, May 26, 2014 at TOR
49, April 21 at OAK.....	Pitches	59, May 26, 2014 at TOR
4, April 21 at OAK.....	Runs	4, 4x, last: April 21, 2021 at OAK
3, April 11 vs. SEA.....	ER	4, 2x, last: Sept. 17, 2015 vs. BAL
4, April 11 vs. SEA.....	Hits	5, 2x, last: Sept. 17, 2015 vs. BAL
1, 8x, last: Sept. 13 at NYY.....	HRs	2, 3x, last: Aug. 18, 2018 vs. LAD
3, April 27 at CLE.....	Walks	3, 2x, last: April 27, 2021 at CLE
4, Sept. 13 at NYY.....	Strikeouts	4, 2x, last: Sept. 13, 2021 at NYY

CAREER HIGHS AND LOWS (AS STARTER)

IP	7.0, 2x, last: July 1, 2015 vs. CLE
Pitches	113, Sept. 15, 2014 vs. NYY
Low-Hit CG	None
ER	8, May 11, 2015 vs. NYY
Runs	8, May 11, 2015 vs. NYY
Hits	11, May 11, 2015 vs. NYY
HRs	4, May 11, 2015 vs. NYY
Walks	5, June 22, 2013 at NYY
Strikeouts	7, May 30, 2013 at MIA
10+ Strikeout Games	None
Win Streak	4, June 27, 2014-May 6, 2015
Losing Streak	3, June 16-July 1, 2015

COLOMÉ'S CAREER TRANSACTIONS

- 2007: Signed as an international free agent by Tampa Bay, March 20.
- 2013: Placed on the 15-day disabled list (strained right elbow), June 29; transferred to 60-day DL, Aug. 30; removed from the DL, Nov. 4.
- 2014: Suspended 50 games for violating MLB's Joint Drug Prevention and Treatment Program, March 24.
- 2015: Placed on the 15-day disabled list (pneumonia), March 28; removed from the DL, May 1.
- 2016: Placed on the 10-day disabled list (right biceps tendinitis), June 28; removed from the DL, July 5.
- 2018: Signed with Tampa Bay to avoid arbitration, Jan. 12; traded with OF Denard Span and cash considerations to Seattle in exchange for RHPs Andrew Moore and Tommy Romero, May 25; traded from Seattle to Chicago-AL for Omar Narváez, Nov. 30.
- 2021: Signed a one-year contract with Minnesota, Feb. 12; team option declined and declared free agency, Nov. 5.
- 2022: Signed a one-year contract with Colorado, March 17.



Ht: 6-4 **Wt:** 235 **B/T:** R/R
Opening Day Age: 32
Born: Jan. 5, 1990 in Fullerton, Calif.
Major League Service: 7.097
Contract: Through 2023
Obtained: Signed as a Minor League free agent, Feb. 16, 2021
Stats: *Baseball Reference / MLB.com*

25 | C.J. CRON INFIELDER

CRON

CAREER HIGHLIGHTS

- In 2021 with Colorado, established career highs in games (142), runs (70), hits (132), doubles (31) and RBI (92) ... led the Rockies with 28 home runs.
- Finished seventh in the NL in 2021 with a .375 OBP and was ninth with a .905 OPS and a .530 slugging mark.
- Named NL Player of the Month for August of 2021 after hitting .387 (36-for-93) with 18 runs, eight doubles, 11 home runs, 34 RBI, a .463 OBP and .828 SLG ... led the NL in average, home runs and RBI, tied for second in hits and ranked third in OBP through the month.
- Hit three grand slams in 2021, the most in Colorado franchise history, most in the NL and tied for the second-most in the Majors (Jose Altuve, Brett Phillips) trailing Lourdes Gurriel Jr. (4).
- Collected 13 RBI in a three-game set against Miami Aug. 6-8, 2021, the second-most in a three-game series in Rockies franchise history ... first Major Leaguer since RBI became an official statistic in 1920 to log at least eight runs and 13 RBI in a three-game set.
- Recorded a career-high seven RBI Aug. 8, 2021 against Miami, the 20th time in Rockies history a player has recorded seven or more RBI in a game.
- In 2018 with Tampa Bay, 14 of his 30 home runs gave the Rays the lead, tied for the fourth-most in the American League and tied for the second-most in franchise history.
- Went 2-for-4 in the 2013 MLB Futures Game at Citi Field in New York ... his father, Chris, was on the coaching staff for the game, the first time he had coached his son since travel ball in high school.

MAJOR LEAGUE DEBUT

5/3/14, LAA vs. TEX

FIRST ML HIT

5/3/14, LAA vs. TEX (M. Harrison)

FIRST ML HOME RUN

5/10/14, LAA at TOR (J.A. Happ)

2021: In his first season with the Rockies, slashed .281/.375/.530 with career highs in games (142), runs (70), hits (132), doubles (31) and RBI (92) ... led the Rockies with 28 home runs.

- Finished seventh in the NL with a .375 OBP and was ninth with a .530 slugging mark and a .905 OPS.
- Among NL first basemen, finished third in batting and OBP, and second in slugging.
- Slashed .248/.359/.401 in 51 games through June 13 ... from June 14 through the end of the season, slashed .297/.383/.594 ... 74 RBI over that span were the second-most in the NL and his 23 home runs were tied for the fifth-most.
- 60 walks the most for a Rockies first baseman since Todd Helton in 2010 (67).
- At Coors Field, slashed .326/.412/.661 with 19 home runs and 68 RBI, the fourth-most home RBI in the Majors behind Nick Castellanos (72), Salvador Pérez (70) and Vladimir Guerrero Jr. (69) ... slashed .408/.473/.776 with 12 doubles, eight home runs and 34 RBI over his last 27 home games.
- Named NL August Player of the Month after hitting .387 (36-for-93) with 18 runs, eight doubles, 11 home runs, 34 RBI, a .463 OBP and .828 SLG ... led the NL in average, home runs and RBI, tied for second in hits and ranked third in OBP ... most RBI in a month by any player in 2021 and the most by a Rockies player since Nolan Arenado had 36 in August, 2016 ... fourth player in franchise history (fifth time) to record at least 11 home runs and at least 34 RBI in a month, joining Dante Bichette (July, 1995 and June, 1996), Preston Wilson (July, 2003) and Troy Tulowitzki (Sept., 2010) ... first player to bat over .380 while recording those numbers ... his 25-game on-base streak Aug. 3-31 tied for the longest of his career (also: April 21-May 19, 2018).
- Recorded a career-high seven RBI Aug. 8 against Miami, the most by a Rockies player since Trevor Story collected seven on May 31, 2019 vs. Toronto ... 20th time in Rockies history a player has recorded seven-plus RBI in a game ... one of 11 NL players with as many or more RBI in a game in 2021.
- Notched 13 RBI in a three-game set against Miami Aug. 6-8, the second-most in a three-game series in franchise history ... first Major Leaguer since RBI became an official statistic in 1920 to log at least eight runs and 13 RBI in a three-game set.

(CRON, continued)

- Won his first career Player of the Week Aug. 2-8 ... posted a slash line of .556/.636/1.278 with nine runs, one double, four home runs and 16 RBI in five games ... had two multi-home run games, Aug. 6 and Aug. 7 against the Marlins, the 12th and 13th of his career.
- Hit three grand slams, the most in franchise history, most in the NL and tied for the second-most in the Majors (Jose Altuve, Brett Phillips) trailing Lourdes Gurriel Jr. (4).
- Hit a home run on June 14 that snapped a 21-game homerless streak, his longest since 2016.
- Walk-off RBI single in extra-innings on June 14 vs. San Diego, the second walk-off RBI of his career (first: May 31, 2016 vs. Detroit) ... hit his second career walk-off home run Aug. 16 vs. San Diego (first: May 31, 2016 vs. Detroit).
- On the injured list May 10-18 with a lower back strain.

2020: Appeared in only 13 games in his lone season with Detroit after undergoing left knee surgery.

- Batted .190 (8-for-42) with three doubles, four home runs and eight RBI in 13 games from July 24-Aug. 10 ... suffered the injury while fielding a ground ball on Aug. 10 ... placed on the 10-day injured list on Aug. 11 and transferred to the 60-day IL on Aug. 19.

2019: Recorded a then-career-high 78 RBI in his lone season with Minnesota.

- Batted .326/.385/.636 with 11 home runs vs. left-handed pitching, .225/.281/.404 with 14 home runs vs. right-handers.
- Was one of three American League first basemen on the All-Star "Starters Election" ballot, along with Carlos Santana and Luke Voit.
- Went 5-for-6 with two doubles, one home run and one RBI on May 23 at Los Angeles-AL.
- Had two stints on the injured list with right thumb inflammation: July 6-16 and July 22-Aug. 3.
- Went 1-for-5 with one walk in two games vs. New York-AL in the ALDS.

2018: Established then-career highs in runs scored (68), hits (127), doubles (28) and home runs (30) in his lone season in Tampa Bay.

- Became the ninth player in franchise history with 30-or-more home runs in a season, joining Evan Longoria (four times), Carlos Peña (three), Steven Souza Jr., Logan Morrison, Brad Miller, Aubrey Huff, Fred McGriff and Jose Canseco.
- 14 of his 30 home runs gave the Rays the lead, tied for the fourth-most in the American League and tied for the second-most in franchise history (Carlos Peña, 15, 2007).
- Reached base safely in a career-long 25 straight games from April 21-May 19 (tied Aug. 3-21, 2021) ... hit .308/.365/.606 with four doubles, nine home runs and 20 RBI during the streak.
- Broke a scoreless tie with a two-run ninth inning home run off Shane Green on April 30 at Detroit ... marked the second time in his career that he hit a go-ahead homer in the ninth inning or later (first: May 31, 2016 vs. Detroit).

2017: In his fourth and final season with the Angels, batted .248 with 14 doubles, 16 home runs and 56 RBI.

- Placed on the 10-day injured list on April 29 with a left foot contusion ... reinstated on May 14.
- Recorded the second grand slam of his career on May 21 at New York-NL.
- His 11-game hitting streak from Aug. 27-Sept. 8 the second-longest of his career.

2016: Completed his first full season in the Majors, appearing in 116 games with Los Angeles-AL.

- Finished the season with four multi-home run games, tied for the sixth-most in the American League.
- Hit the first grand slam of his career on July 1 at Boston.
- Tied a franchise record with six hits and five runs scored on July 2 at Boston, the third Angel in franchise history to record six hits, joining Chone Figgins and Garret Anderson, and the fourth player to score five runs, joining Mark Trumbo, Erick Aybar and Tim Salmon ... also became the fifth player in baseball history with at least six hits, five runs and five RBI in a game, joining Shawn Green, Edgardo Alfonzo, Cal Ripken Jr. and Walker Cooper (joined by Anthony Rendon on April 30, 2017).
- Missed time from July 9-Aug. 20 with a left hand fracture.
- Career long 12-game hitting streak from Aug. 24-Sept. 5.

2015: Made his first career Opening Day roster, appearing in 113 games with the Angels.

- Hit his first career pinch-hit home run on Aug. 7 vs. Baltimore off Brad Brach. i
- Finished September with 20 RBI, tied for the fifth-most in the American League.

2014: Appeared in 79 games across three stints with the Angels in his debut season.

- Tied for sixth among American League rookies with 11 home runs.
- Made his Major League debut on May 3 vs. Texas, going 3-for-5 with a double and two RBI ... three hits matched the most by an Angel in his Major League debut, joining Kendrys Morales (2006), Lee Stevens (1990) and Gil Flores (1977); since been matched by Jared Walsh (2019) and David Feltscher (2018) ... also became the first American League player with a pair of go-ahead hits in his Major League debut since Baltimore's Don Baylor on Sept. 18, 1970 vs. Cleveland.
- Hit his first Major League home run on May 10, a solo home run off J.A. Happ.

(CRON, continued)

- Appeared in all three ALDS games vs. Kansas City, going 1-for-9 with one double.
- Began the season with Triple-A Salt Lake, batting .306 with 12 doubles and five home runs in 27 games before his contract was selected by the Angels, May 3.

2013: Spent the entire season with Double-A Arkansas where he was named a Texas League Mid-Season All-Star.

- Played for Mesa in the Arizona Fall League after the season and led the league with a .413 batting average.
- Ranked as the No. 2 prospect in the Angels organization by *Baseball America* following the season.

2012: Led all Minor Leaguers with 123 RBI, one shy of the Angels single-season Minor League record.

- Named the California League's Rookie of the Year and was selected a California League Post-Season All-Star ... was also named a Topps Class A All-Star.

2011: Appeared in 34 games with Rookie Level Orem in his first professional season.

- Named a MiLB.com Organization All-Star and named to *Baseball America's* Rookie All-Star Team.

BACKGROUND / PERSONAL

- Christopher John Cron ... resides in Scottsdale, Ariz., in the offseason.
- Father, Chris, played briefly in the Majors with Los Angeles-AL and Chicago-AL and was the manager of Double-A Erie in the Tigers organization from 2011-13 ... is currently the assistant hitting coach for the Oakland A's.
- Brother, Kevin, appeared in 47 games for the Diamondbacks 2019-20 before playing for Hiroshima in the JPWL in 2021.
- Cousin, Chad Moeller, was a catcher for 11 seasons in the Majors.
- Graduated from Mountain Pointe High School in Phoenix, Ariz., in 2008.
- Attended the University of Utah ... led the nation in OPS (1.320) and slugging percentage in 2010 and was named a *Baseball America* All-American.



@CCRON24



@CCRON24

2021	HIGHS AND LOWS	CAREER
4, 2x, last: Sept. 22 vs. LAD	Hits	6, July 2, 2016 at BOS
2, 2x, last: Aug. 8 vs. MIA	Home Runs	2, 13x, last: Aug. 8, 2021 vs. MIA
7, Aug. 8 vs. MIA	RBI	7, Aug. 8, 2021 vs. MIA
8, June 14-23	Hit Streak	12, Aug. 24-Sept. 5, 2016
4, Aug. 6 vs. MIA	Runs	5, July 2, 2016 at BOS
2, 6x, last: Sept. 22 vs. LAD	Doubles	2, 14x, last: Sept. 22, 2021 vs. LAD
1, June 2 vs. TEX	Triples	1, 7x, last: June 2, 2021 vs. TEX
8, 2x, last: Aug. 8 vs. MIA	Total Bases	13, July 2, 2016 at BOS
3, June 13 at CIN	Walks	3, 2x, last: June 13, 2021 at CIN
4, June 9 at MIA	Strikeouts	4, 4x, last: June 9, 2021 at MIA
1, July 27 at LAA	Stolen Bases	1, 10x, last: July 27, 2021 at LAA

CAREER AWARDS	
National League Player of the Month	Aug., 2021
National League Player of the Week	8/8/21

PINCH-HIT HOME RUNS (2)			
Date	Opp.	Inning	Pitcher
8/7/15	BAL	7	Brad Brach
7/16/17	TBR	8	Adam Kolarek

GRAND SLAMS (5)			
Date	Opp.	Inning	Pitcher
7/1/16	BOS	6	S. Wright
5/21/17	NYM	1	T. Milone
6/17/21	MIL	1	B. Woodruff
7/16/21	LAD	3	J. Urias
8/8/21	MIA	4	S. Guenther

MULTI-HOME RUN GAMES (13)			
No.	Date	Opp.	Pitcher(s)
2	6/27/14	KCR	J. Vargas
2	7/10/15	SEA	M. Montgomery / D. Farquhar
2	9/13/15	HOU	M. Fiers
2	5/31/16	DET	A. Sanchez / M. Lowe
2	7/2/16	BOS	C. Buchholz / P. Light
2	7/5/16	TBR	J. Odorizzi / E. Romero
2	8/30/16	CIN	T. Adleman
2	8/29/17	OAK	C. Smith / M. Brady
2	4/21/18	MIN	K. Gibson / G. Moya
2	7/29/18	BAL	D. Bundy / J. Bauers
2	5/18/19	SEA	W. LeBlanc
2	8/6/21	MIA	S. Alcantara
2	8/8/21	MIA	D. Hess / S. Guenther

WALK-OFF RBI (3)			
Date	Opp.	Pitcher	Play
5/31/16	DET	M. Lowe	Two-run HR
6/18/21	MIL	D. Williams	RBI Single
8/16/21	SDP	D. Hudson	Solo HR

(CRON, continued)

CRON'S CAREER TRANSACTIONS

- 2008: Selected by Chicago-AL in the 44th round of the First-Year Player Draft but did not sign.
- 2011: Selected by Los Angeles-AL in the 1st round (17th overall) in the First-Year Player Draft.
- 2016: Placed on the 15-day injured list (broken left hand), July 9, sent to Minors for rehabilitation (Salt Lake), Aug. 12; reinstated from the 15-day IL, Aug. 20.
- 2017: Placed on the 10-day injured list (left foot contusion), April 29; sent to Minors for rehabilitation (Salt Lake), May 7; reinstated from the 15-day IL, May 14.
- 2018: Acquired by Tampa Bay via trade with Los Angeles-AL in exchange for INF Luis Rengifo ... designated for assignment, Nov. 20 ... acquired by Minnesota off of waivers from Tampa Bay, Nov. 26.
- 2019: Placed on the 10-day injured list (right thumb inflammation), July 6; reinstated from the 10-day injured list, July 16 ... placed on the 10-day IL (right thumb inflammation), July 22; sent to Minors for rehabilitation (Fort Myers), July 31; reinstated from the 10-day IL, Aug. 3 ... signed by Detroit as a Major League free agent, Dec. 21.
- 2020: Placed on the 10-day injured list (left knee surgery), Aug. 11; transferred to the 60-day IL, Aug. 19; reinstated from the 60-day IL, Oct. 28.
- 2021: Signed by Colorado as a Minor League free agent, Feb. 15 ... selected by Colorado, March 30 ... placed on the 10-day injured list, May 10 (lower back strain); removed from 10-day IL, May 18 ... signed by Colorado to two-year contract covering the 2022-23 seasons, Oct. 5.



Ht: 6-2 **Wt:** 195 **B/T:** R/R
Opening Day Age: 24
Born: April 22, 1997 in Newport Beach, Calif.
Major League Service: 0.000
Contract: Through 2022
Obtained: Acquired via trade from Cincinnati, July 28, 2021.
Stats: *Baseball Reference / MLB.com*

63 | NOAH DAVIS RIGHT-HANDED PITCHER

DAVIS

CAREER HIGHLIGHTS

- Attending his first Major League Spring Training in 2022.
- Traded to Colorado along with RHP Case Williams for RHP Mychal Givens, July 28.
- Added to Colorado's 40-man roster on Nov. 19, 2021 as protection from the Rule 5 draft.
- In two Minor League seasons, is 7-10 with a 3.48 ERA (142.1 IP, 55 ER) through 32 starts.

2021: Posted a combined 3.60 ERA (100.0 IP, 40 ER) in 19 starts between High-A Dayton (13 starts) and High-A Spokane (six starts).

- Pitched to a 3.60 ERA with both clubs, allowing 26 earned runs in 65 innings with Dayton and 14 earned runs across 35 innings with Spokane.
- Tossed a complete game in his first start of the season with Dayton May 6, allowing one run on one hit across five innings with two walks and eight strikeouts before the game was called off due to weather.
- Recorded a second complete game with Spokane in Game 2 of an Aug. 22 doubleheader, allowing two runs on six hits with no walks and three strikeouts in seven innings.
- Added to Colorado's 40-man roster on Nov. 19 as protection from the Rule 5 draft.

2020: Did not play due to the cancellation of the Minor League season.

2019: Went 1-3 with a 3.19 ERA (42.1 IP, 15 ER) in 13 combined starts with Rookie-Level Billings and the Arizona League Reds.

- Allowed one or fewer runs in eight of 13 starts and allowed no runs five times.

BACKGROUND / PERSONAL

- Noah D. Davis ... nickname, "Diesel".
- Son of Eric and Ashley ... younger sister, Ivy, was an All-American high school softball player and competed collegiately at the University of Arizona and the University of Tennessee.
- Graduated from Huntington Beach HS (Calif.) and played two seasons at UC Santa Barbara.
- Named Big West Freshman of the Year in 2016 with the Gauchos going 11-4 in his 15 starts.
- Favorite movies are *Old School* and *Superbad*.



@NOAHXXDAVIS



@NOAHDAVISBASEBALL

DAVIS' CAREER TRANSACTIONS

- 2018: Selected by Cincinnati in the 11th round of the First-Year Player Draft.
- 2021: Acquired by Colorado from Cincinnati, along with RHP Case Williams, in exchange for RHP Mychal Givens, July 28 ... added to Colorado's 40-man roster, Nov. 19.



Ht: 6-2 **Wt:** 207 **B/T:** R/R

Opening Day Age: 28

Born: Feb. 28, 1994 in Maracay, Venezuela

Major League Service: 1.101

Contract: Through 2022

Obtained: Signed as a non-drafted international free agent, Oct. 20, 2010

Pronunciation: YONE-a-ton DAH-zah

Stats: Baseball Reference / MLB.com

2 | YONATHAN DAZA OUTFIELDER

DAZA

CAREER HIGHLIGHTS

- First career home run April 21, 2021 off Houston's Jose Urquidy.
- In 2021, tied for the eighth-highest OBP as a pinch-hitter in Rockies history (.433) and second all-time (min. 25 at-bats) for a rookie (Jorge Piedra, .486 in 2005).
- Made his Major League debut on April 9, 2019 vs. Atlanta ... became the fourth Rockie ever to start and bat leadoff in his debut (last: Eric Young Jr., Aug. 25, 2009 vs. Los Angeles-NL).
- Named a Mid-Season All-Star with Double-A Hartford in 2018 and Single-A Asheville in 2016.
- Three-time MiLB.com Organization All-Star (2014, 2017, 2019) ... Cal League Post-Season All-Star in 2017 ... South Atlantic League Post-Season All-Star in 2016.

MAJOR LEAGUE DEBUT

4/9/19 vs. ATL

FIRST ML HIT

5/27/19 vs. ARI (1B, Y. Hirano)

FIRST ML HOME RUN

4/21/21 vs. HOU (J. Urquidy)

2021: Made his first career Opening Day roster and played in 107 games for the Rockies.

- Finished third among all Major League rookies with a .282 (85-for-301) batting average (min. 300 PA), trailing Wander Franco (.288) and Tyler Stephenson (.286).
- Batted .325 (51-for-157) at home, the ninth-highest home batting average in the Majors and the fifth-highest in the NL (min. 170 PA).
- Career-long nine game hitting streak June 12-20 ... went 14-for-36 (.389) with four doubles, one home run and six RBI.
- Hit .321 (69-for-215) in 71 games April 1-June 30 ... from July 1 through the end of the season, batted .186 (16-for-86) in 36 games.
- Went 9-for-25 (.360) as a pinch-hitter with one double, four RBI, three walks, one HBP, one sac fly and three strikeouts ... second in the Majors in both batting as a pinch-hitter (min. 25 AB) and on-base percentage (.433).
- Two stints on the injured list: July 16-July 31 on the COVID-IL and Aug. 18-Sept. 9 with a left thumb laceration.

2020: Spent the shortened season at the Rockies' alternate training site in Denver.

- Appeared in 16 Spring Training games and batted .387 (12-for-31) with two doubles, one triple and six RBI.

2019: Played 44 games for the Rockies in his Major League debut season, including 24 starts.

- Batted .197 (15-for-76) with four runs, one double, three RBI, six walks, 18 strikeouts and one stolen base over 24 starts ... made 19 starts in center field, three in left and two in right ... went 4-for-15 (.267) as a pinch-hitter.
- Four multi-hit games, including a 2-for-3 performance on Sept. 26 that snapped an 0-for-20 hitless streak.
- Batted .364 (141-for-387) with 30 doubles, four triples, 11 home runs, 48 RBI and 12 steals in 89 games with Triple-A Albuquerque ... named to the All-PCL Team.

2018: Played in 54 games with Double-A Hartford, where he was named an Eastern League Mid-Season All-Star.

- Led the team with a .306 batting average (67-for-219).
- Multiple stints on the disabled list throughout the season ... on 7-day DL with a left hamstring injury from May 28-June 5 and June 6-July 13 ... suffered a left shoulder injury in July and was on the disabled list from July 27 through the end of the year ... transferred to the 60-day disabled list on Sept. 4.

2017: Led the California League in batting average (.341) and hits (177).

- Reached career highs in at-bats (519), runs (93), hits (177), triples (11), RBI (87), walks (30) and stolen bases

(DAZA, continued)

(31).

- Named an MiLB.com Organization All-Star and California League Post-Season All-Star.
- Appeared in 19 games with the Salt River Rafters in the Arizona Fall League, batting .318 (21-for-66) with two doubles, one triple and six RBI ... stole 11 bases, second most in the league.

2016: Played in 116 games with Low-A Asheville and was named a South Atlantic League Mid-Season and Post-Season All-Star.

- Third in the South Atlantic League in batting average (.307), second in hits (146) and fourth in doubles (35).
- Played in six games with High-A Modesto after being promoted on Aug. 26, batting .242 (8-for-33).

2015: Began the season with Short-Season Boise before being promoted to Low-A Asheville.

- In 86 games across both levels, batted .325 (106-for-326) with 20 doubles, six triples, three home runs and 53 RBI.

2014: Named an MiLB.com Organization All-Star after batting .370 (71-for-192) with Rookie Level Grand Junction.

- Led Grand Junction in hits (71), batting average and stolen bases (19).
- His .370 (71-for-192) batting average was also second best in the Pioneer League.

2013: Appeared in 53 games in his third season with the DSL Rockies.

- Batted .291 (55-for-189), fourth-highest batting average on the team.

2012: Played in 53 games with the DSL Rockies.

2011: The primary left fielder in his first professional season with the DSL Rockies.

- Batted .231 (31-for-134) with 19 runs, six doubles, one triple and 14 RBI in 49 games.

BACKGROUND / PERSONAL

- Yonathan Daza ... son of Jose Francisco and Maritza Daza ... has three siblings: sisters Jany and Yenny, and brother José.
- Resides in his hometown of Caña de Azucar in Maracay, Venezuela during the offseason.
- Graduated from Pedro Jose Muguerza High School.
- Enjoys playing video games on his PlayStation and going to the beach with his family.
- Favorite movie is *Justice League*.



@DAZA282018



@YONATHANDAZA94

2021

HIGHS AND LOWS

CAREER

3, 5x, last: June 15 vs. SD	Hits	3, 5x, last: June 15, 2021 vs. SD
1, 2x, last: June 20 vs. MIL	Home Runs	1, 2x, last: June 20, 2021 vs. MIL
3, May 14 vs. CIN	RBI	3, May 14, 2021 vs. CIN
9, June 12-20	Hit Streak	9, June 12-20, 2021
2, 2x, last: June 19 vs. MIL	Runs	2, 3x, last: June 19, 2021 vs. MIL
1, 12x, last: Sept. 10 at PHI	Doubles	1, 13x, last: Sept. 10, 2021 at PHI
1, 2x, last: June 28 vs. PIT	Triples	1, 3x, last: June 28, 2021 vs. PIT
5, 2x, last: June 28 vs. PIT	Total Bases	5, 2x, last: June 28, 2021 vs. PIT
2, 2x, last: June 26 at MIL	Walks	2, 2x, last: June 26, 2021 at MIL
3, 3x, last: Aug. 11 at HOU	Strikeouts	3, 3x, last: Aug. 11, 2021 at HOU
1, 2x, last: May 16 vs. CIN	Stolen Bases	1, 3x, last: May 16, 2021 vs. CIN

DAZA'S CAREER TRANSACTIONS

- 2010: Signed by Colorado as a non-drafted, international free agent, Oct. 20 (signed by Rolando Fernandez and Orlando Medina).
- 2017: Added to Colorado's 40-man roster, Nov. 20.
- 2018: Placed on the 60-day disabled list (left shoulder strain), Sept. 4; removed from the 60-day disabled list, Nov. 2.
- 2021: Placed on the COVID-injured list, July 16; reinstated from the COVID-IL, July 31 ... placed on 10-day IL, Aug. 18 (left thumb laceration); reinstated from IL, Sept. 9.



Ht: 6-1 Wt: 223 B/T: R/R

Opening Day Age: 31

Born: Nov. 17, 1990 in Maracaibo, Venezuela

Major League Service: 5.088

Contract: Through 2024

Obtained: Signed as a Minor League free agent, Jan. 6, 2020

Pronunciation: ee-LEE-ahs DEE-az

Stats: Baseball Reference / MLB.com

35 | ELIAS DÍAZ CATCHER

DÍAZ

CAREER HIGHLIGHTS

- Homered in four-consecutive games June 28-July 2, 2021, the longest home run streak by a Rockies catcher in a single season in franchise history and the longest streak by any Rockies player since David Dahl homered in five-straight Sept. 24-28, 2018.
- Hit grand slams on Aug. 3 vs. Chicago-NL and Sept. 10, 2021 at Philadelphia, his first two career grand slams ... first Rockies catcher to have multiple grand slams in a season since Chris Iannetta in 2009 (two).
- Appeared in 250 games with the Pirates from 2015-19, slashing .250/.301/.355.
- Named a Mid-Season and Post-Season All-Star in 2015 in the Triple-A International League and in 2014 in the Double-A Eastern League.

MAJOR LEAGUE DEBUT

9/12/15, PIT vs. MIL

FIRST ML HIT

5/2/17, PIT at CIN (1B, R. Stephenson)

FIRST ML HOME RUN

6/2/17, PIT at NYM (P. Sewald)

2021: Appeared in a career-high 98 games at catcher in his second season with the Rockies and made a career-high 106 appearances overall.

- Set a career high with 18 home runs, tied for the third-most among NL catchers with Buster Posey and tied for the fourth-most by a catcher in a single season in franchise history with Chris Iannetta (2008) ... most home runs by a Rockies catcher since Wilin Rosario hit 21 in 2013.
- His nine road home runs were the third-most by a catcher in franchise history, trailing Wilin Rosario in 2013 (11) and 2012 (10).
- 37 extra-base hits (18 2B, 3B, 18 HR) tied for the sixth-most by a catcher in a single season in franchise history.
- Slashed .283/.346/.550 with 16 doubles, one triple, 17 home runs, 40 RBI, 23 walks and 37 strikeouts from June 1 through the end of the season ... ranked first among NL catchers with a .550 slugging mark and was second with 17 home runs through this span (min. 250 AB) ... slashed .125/.193/.188 from the start of the season through the end of May.
- Collected three walk-off hits, the first three of his career ... homered on July 1 against St. Louis; singled to left on July 4 against St. Louis; and homered on Aug. 21 against Arizona ... home run against Arizona came on the 10th pitch of the at-bat, the first walk-off hit in franchise history on an at-bat of at least 10 pitches.
- 14 catcher caught stealings were the seventh-most in the Majors, fourth-most in the NL ... 42.1 caught stealing percentage was the second-highest in the Majors (min. 60 GS) behind Salvador Pérez (43.9%).
- Recorded a career-high eight total bases with two doubles and a home run on Sept. 8 against San Francisco ... most total bases in a game by a Rockies catcher since Wilin Rosario had nine on June 6, 2015.
- Rockies were one of two teams in MLB to use just two catchers (Díaz and Dom Núñez) all season (also: Cincinnati) ... only used two catchers the entire season for the second time in franchise history (1997, Kirt Manwaring and Jeff Reed).

2020: Appeared in 26 games in his first season with the Rockies after signing a Minor League contract on Jan. 6.

- Made 13 starts, 13 at catcher and two as the designated hitter ... Colorado went 6-7 in his 13 starts at catcher ... did not make his first start until Aug. 7 at Seattle ... hit safely in 11 starts, including eight of his last 10.
- First home run and first RBI of the season on Sept. 15 vs. Oakland, the first Rockies catcher to hit a home run in 2020.
- Recorded nine RBI over his last 11 games from Sept. 15 through the end of the season, including a season-high two RBI four times.
- Recorded a then-career-high seven total bases and career-high tying three hits on Sept. 26 at Arizona ... doubled and hit his second home run of the season.
- On the restricted list from Aug. 17-20 after violating team protocols.

(DÍAZ, continued)

2019: Made a then-career-high 96 appearances at catcher and 101 appearances overall for the Pittsburgh Pirates.

- Caught 14 of the 56 base runners attempting to steal against him, a 26.3% caught-stealing rate.
- Began the season on the 10-day injured list with a virus ... appeared in nine rehab games with High-A Bradenton and Triple-A Indianapolis before being reinstated on April 21.
- Hit .397 (25-for-63) with 14 RBI over an 18-game stretch, May 18-June 7, raising his average from .159 to a season-high .299.
- Hit his first home run of the season June 5 vs. Atlanta off Kevin Gausman ... second home run Sept. 4 vs. Miami off José Ureña.
- Suffered a low-grade MCL right knee sprain on Sept. 21 at Milwaukee and missed the final seven games of the season.

2018: Spent the entirety of the season on the Pirates' active roster, his first full year in the Majors.

- Made 70 appearances at catcher, including 59 starts, and threw out 11 of the 40 runners attempting to steal against him (27.5%).
- Hit .287 (66-for-230) with 12 doubles, 10 home runs and 34 RBI in his 60 starts.
- Batted .346 (28-for-81) against left-handed pitchers, highest on the team, fifth in the NL and eighth in the Majors (min. 80 at-bats).
- Made 14 straight starts while Francisco Cervelli was on the injured list from June 22-July 7, the longest streak by a Pittsburgh catcher since Ryan Doumit made 15 consecutive starts in 2009.

2017: Appeared in 64 games across four stints with the Pirates.

- Collected his first Major League hit in his second career start, a single off Robert Stephenson on May 2 at Cincinnati.
- Hit his first Major League home run and recorded a career-high six RBI June 2 at Citi Field ... the six RBI were the most by a Pirates rookie since Andrew McCutchen on Aug. 1, 2009.
- Recorded his lone Major League stolen base June 7 at Baltimore.
- Batted .239 (39-for-163) with 14 doubles, one home run and 19 RBI in his 44 starts.

2016: Appeared in 35 combined games at four different stops, including one game with Pittsburgh.

- Began the season on Pittsburgh's 15-day injured list with lateral right elbow discomfort (retroactive to March 25) ... underwent arthroscopic surgery to remove bone chips from his right elbow on May 3, and was transferred to the 60-day injured list on May 19.
- Reinstated from the 60-day injured list and optioned to Triple-A Indianapolis on July 20 ... recalled by Pittsburgh on July 23 and made his first Major League start on July 24 vs. Philadelphia, going 0-for-4 with an RBI.
- Optioned back to Indianapolis on July 26 ... played his final game of the season on Sept. 1 after suffering a left leg infection ... recalled by Pittsburgh and placed on the 60-day injured list on Sept. 13, reinstated on Nov. 4.

2015: Made two pinch-hit appearances with Pittsburgh, including his Major League debut on Sept. 12 vs. Milwaukee.

- Recalled by Pittsburgh from Indianapolis on Sept. 1 and made his Major League debut on Sept. 12 as a pinch-hitter, flying out to center field ... made his second appearance on Sept. 30 vs. St. Louis.
- Named an International League Mid-Season and Post-Season All-Star, as well as an MiLB.com Organization All-Star ... represented the World Team at the All-Star Futures Game in Cincinnati on July 12.
- Won *Baseball America's* "Captain's Catcher" Award, given to the best defensive catcher in all of Minor League baseball.

2014: Named a Double-A Eastern League Mid-Season and Post-Season All-Star, as well as an MiLB.com Organization All-Star.

- Hit a combined .312 (112-for-359) with 21 doubles, six home runs and 54 RBI in a career-high 101 Minor League games between Double-A Altoona and Triple-A Indianapolis.
- Named the Eastern League's "Best Defensive Catcher" by coaches and managers.
- Named to the Arizona Fall League Rising Stars Game after hitting .260 (13-for-50) in 15 games with Scottsdale.

2013: Spent the entire season with High-A Bradenton, where he made 55 appearances behind the plate.

- Batted .386 (17-for-44) in 13 games in August, and .338 (25-for-74) in his final 21 games overall.
- Hit his two home runs in back-to-back games on May 19 and May 22.

2012: In his second straight full season with Low-A West Virginia, led all South Atlantic League catchers in games (92) and assists (86).

2011: Established Minor League career highs in doubles (23) and stolen bases (6) with Single-A West Virginia.

2010: Appeared in 41 games with the GCL Pirates in his first season playing in the United States.

(DÍAZ, continued)

2009: Ranked first among Venezuelan Summer League catchers in games (41), total chances (279) and assists (51) in his first professional season.

BACKGROUND / PERSONAL

- Elias David Díaz ... son of Ana Soto and Porfirio Díaz.
- Resides in Venezuela during the off season.
- Married to Katherine Delgado ... has two children, Eliana Díaz and Elanie Díaz.
- Favorite athlete as a kid was Ivan Rodriguez.



@ELIASDIAZ32



@ELIASDIAZ29

2021	HIGHS AND LOWS	CAREER
3, 4x, last: Sept. 8 vs. SF	Hits	3, 13x, last: Sept. 8, 2021 vs. SF
1, 18x, last: Sept. 17 at WAS	Home Runs	1, 33x, last: Sept. 17, 2021 at WAS
4, 2x, last: Sept. 10 at PHI	RBI	6, June 2, 2017 at NYM
6, 2x, last Aug. 14-21	Hit Streak	6, 2x, last Aug. 14-21, 2021
3, Aug. 3 vs. CHC	Runs	3, Aug. 3, 2021 vs. CHC
2, Sept. 8 vs. SF	Doubles	2, 2x, last: Sept. 8, 2021 vs. SF
1, Aug. 17 vs. SD	Triples	1, Aug. 17, 2021 vs. SD
8, Sept. 8 vs. SF	Total Bases	8, Sept. 8, 2021 vs. SF
2, 3x, last: Aug. 7 vs. MIA	Walks	2, 8x, last: Aug. 7, 2021 vs. MIA
3, April 10 at SF	Strikeouts	3, 4x, last: April 10, 2021 at SF
No stolen bases	Stolen Bases	1, June 7, 2017 at BAL

DÍAZ

DÍAZ'S CAREER TRANSACTIONS

- 2008: Signed as a non-drafted international free agent, Nov. 7.
- 2016: Placed on the 15-day injured list (right elbow discomfort), March 25; transferred to the 60-day injured list, May 19; sent to Minors for rehabilitation, July 4; reinstated from 60-day injured list and optioned to Minors (Indianapolis), July 20 ... placed on the 60-day injured list (leg infection), Sept. 13; reinstated from 60-day injured list, Nov. 4).
- 2019: Placed on the 10-day injured list (virus), March 25; send to Minors for rehabilitation, April 4; reinstated from 10-day injured list, April 21.
- 2020: Signed by Colorado as a Minor League free agent, Jan. 6 ... placed on the restricted list, Aug. 17; reinstated Aug. 20.
- 2021: Signed by Colorado to a three-year extension covering the 2022-24 seasons, Dec. 18.



Ht: 6-6 Wt: 277 B/T: R/R

Opening Day Age: 29

Born: Dec. 28, 1992 in Santo Domingo, D.R.

Major League Service: 5.022

Contract: Through 2022

Obtained: Signed as a non-drafted international free agent, May 31, 2011

Pronunciation: ess-TEH-vez

Stats: Baseball Reference / MLB.com

54 | CARLOS ESTÉVEZ RIGHT-HANDED PITCHER

ESTÉVEZ

CAREER HIGHLIGHTS

- Since his debut in 2016, leads all Rockies pitchers in games (259) and leads all relievers in innings pitched (245.0), strikeouts (258), walks (95), runs (140) and hits (263).
- Since 2019, ranks third among NL relievers in games pitched (161) and fifth in innings pitched (157.2).
- In his career, has posted a 3.51 (115.1 IP, 45 ER) road ERA and a 6.04 ERA (129.2 IP, 87 ER) at Coors Field.
- Made a club-high and career-high 71 relief appearances in 2019 after not appearing in the Majors in 2018.
- Made his first Opening Day roster in 2017 with Colorado.
- In 2016, ranked third among Major League rookies with 11 saves, second in the NL.

MAJOR LEAGUE DEBUT

4/23/16 vs. LAD

FIRST ML WIN

5/21/16 at PIT

FIRST ML SAVE

6/11/16 vs. SD

2021: Appeared in 64 games in his fifth season Major League season, all with Colorado ... recorded a career-high-tying 11 saves, his most since his rookie season in 2016.

- Moved to the closer role on Aug. 27 and converted nine of 11 save opportunities through the end of the season.
- Posted a 14-game scoreless streak July 31-Sept. 3, the longest of his career ... over the streak, tossed 14 innings and allowed 12 hits with five walks and 15 strikeouts.
- Allowed one or more hits in a career-high 10 consecutive outings from Sept. 4-27 ... gave up a hit in 44 of 64 outings on the season ... set a season-high with four hits allowed Sept. 27 vs Washington (matched 3x).
- In 25 games July 6-Sept. 3, posted a 1.96 ERA (23.0 IP, 5 ER) with 22 hits, seven walks and 25 strikeouts.
- Season-high three strikeouts Aug. 13 at San Francisco and Aug. 27 at Los Angeles-NL.
- One stint on the injured list May 3-22 with a strained right middle finger.

2020: Appeared in a team-high 26 games, tied for the sixth-most appearances in the National League.

- Suffered three losses, all in a five-appearances span from Sept. 4-13, tied for the second-most losses by a reliever in the NL.
- Scored upon nine times ... scored upon once over his first nine appearances through Aug. 11 (0.96 ERA), and twice through his first 15 appearances through Aug. 25 (2.25 ERA) ... went 0-3 with an 18.00 ERA (8.0 IP, 16 ER) over his last 11 appearances from Aug. 29 through the end of the season, allowing five of his six home runs over that span.
- Earned his first save since his rookie season on Aug. 16 vs. Texas ... induced a ground-ball out for Colorado's second one-pitch save of the season (also: Jairo Diaz, Aug. 2 vs. San Diego), the fifth one-pitch save in franchise history.

2019: Made a club-high and career-high 71 relief appearances, tied for 11th in the National League.

- Posted a career-low 3.75 ERA (72.0 IP, 30 ER), the second-lowest ERA by a Rockies reliever (min. 15 appearances) behind Scott Oberg's 2.25 ERA.
- Among National League relievers, ranked tied for 11th in appearances, tied for 10th in innings (72.0) and tied for 14th in strikeouts (81) ... his 81 strikeouts were tied for 10th most by a Rockies reliever in franchise history.
- Posted a 2.62 ERA (34.1 IP, 10 ER) on the road, the sixth-lowest road ERA by a reliever in the National League (min. 30 appearances) ... scored upon seven times in 35 road appearances ... allowed only four runs over his last 20 road games (1.71 ERA).
- Recalled from Triple-A Albuquerque on April 2 and spent the remainder of the season on the active roster ... had one stint on the family medical emergency list Aug. 4-10.

(ESTÉVEZ, continued)

- Allowed runs in each of his first three games after his recall ... after April 11, scored upon 18 times in 68 games for a 3.49 ERA (67.0 IP, 26 ER).
- Had a then-career-long 9.2-inning, 10-appearance scoreless streak from Sept. 1-16.
- Struck out a career-high four batters over 1.2 innings July 20 at New York-AL.
- Pitched a career-high-tying two innings five times, allowing runs in two of those outings.
- Recorded two wins on the season ... his win on May 1 at Milwaukee was his first since Aug. 9, 2017.

2018: Spent a majority of the year on the disabled list due to a left oblique strain and right elbow strain.

- Made 28 appearances for Triple-A Albuquerque, going 0-1 with a 6.35 ERA (28.1 IP, 20 ER), 11 walks and 35 strikeouts.
- On the 10-day DL with an oblique strain from March 26 to April 23, when he was transferred to the 60-day DL with an elbow strain ... had two rehab stints with Albuquerque (April 5-16, and June 25-July 15) ... reinstated from DL and optioned to Triple-A Albuquerque on July 15.

2017: After making his first career Opening Day roster, appeared in 35 games with the Rockies across eight stints, including two stints as the 26th man in a doubleheader.

- Made his first career postseason appearance in the National League Wild Card Game at Arizona on Oct. 4 ... allowed one run on one hit in 0.1 innings pitched.
- Five relief wins tied for the most among the Rockies and tied for 11th in the National League.

2016: Made his Major League debut and ranked third among Major League rookies with 11 saves.

- His 11 saves (in 18 opportunities) were the most by a rookie in franchise history.
- Earned his first career save on June 11 vs. San Diego and his first Major League win on May 21 at Pittsburgh.
- First rookie since Trevor Rosenthal (2013) to record saves in three consecutive games, July 26-28.
- Led the Rockies relievers in strikeouts with 59.

2015: Split time between High-A Modesto and Double-A New Britain, going a combined 5-3 with 18 saves and a 3.40 ERA (55.2 IP, 21 ER) in 23 opportunities with 68 strikeouts and 14 walks.

- Set Minor League career highs in innings pitched, saves and strikeouts.
- Named a Rising Star in the Arizona Fall League after going 1-2 with a 3.97 ERA (11.1 IP, 5 ER) and six saves in 11 outings for the Salt River Rrafters.

2014: Appeared in 33 games out of the bullpen for Low-A Asheville.

- Struck out 50 batters while walking only 11 for a 4.54 strikeout-to-walk ratio.

2013: Spent a majority of the year with Rookie Level Grand Junction after appearing in two games for Short-Season Tri-City to begin the season.

- His 35.2 innings pitched for Grand Junction were the most on the club by a reliever.

2012: Spent his second consecutive season with the Dominican Summer League Rockies.

- Posted a 3.35 ERA (45.2 IP, 17 ER) in nine starts, and an 8.31 ERA (8.2 IP, 8 ER) in three relief appearances.

2011: Made six starts and two relief appearances for the DSL Rockies in his first professional season.**BACKGROUND / PERSONAL**

- Carlos Samuel Estévez ... has two siblings: Casar Saul and Susane.
- Resides in his hometown of Santo Domingo, D.R., in the offseason.
- He and his wife, Margaret, have a daughter, Samantha, born Aug. 2019.
- Attended Mountain State Academy in West Virginia for his junior year of high school, where he played baseball.
- Learned English from watching American TV shows.



@CARLOSESTEVEZ28



@CARLOSESTEVEZ28

(ESTÉVEZ, continued)

2021	HIGHS AND LOWS	CAREER
2.0, June 20 vs. MIL.....	Most IP	2.0, 11x, last: June 20, 2021 vs. MIL
31, July 3 vs. STL.....	Pitches	39, June 21, 2017 vs. ARI
4, 2x, last: Sept. 8 vs. SF.....	Runs	7, April 27, 2017 vs. WSH
4, 2x, last: Sept. 8 vs. SF.....	ER	7, April 27, 2017 vs. WSH
4, 3x, last: Sept. 27 vs. WSH.....	Hits	5, 2x, last: Aug. 30, 2019 vs. PIT
1, 8x, last: Oct. 3 at ARI.....	HRS	3, May 23, 2019 at PIT
2, 2x, last: June 16 vs. SD.....	Walks	2, 14x, last: June 16, 2021 vs. SD
3, 2x, last: Aug. 27 at LAD.....	Strikeouts	4, July 20, 2019 at NYY

ESTÉVEZ'S CAREER TRANSACTIONS

- 2011: Signed by Colorado as a non-drafted international free agent, May 31 (signed by Rolando Fernandez).
- 2018: Placed on 10-day disabled list (left oblique strain), March 26; transferred to 60-day disabled list (right elbow strain), April 23; reinstated from 60-day disabled list, July 15.
- 2019: Placed on the family medical emergency list, Aug. 4; reinstated Aug. 10.
- 2021: Placed on 10-day injured list (right middle finger strain), May 3; reinstated from injured list May 22.

ESTÉVEZ



Ht: 6-4 **Wt:** 190 **B/T:** R/R
Opening Day Age: 25
Born: Sept. 2, 1996 in Orlando, Fla.
Major League Service: 0.029
Contract: Through 2022
Obtained: Selected in the fourth round of the 2018 First-Year Player Draft
Stats: *Baseball Reference / MLB.com*

18 | RYAN FELTNER

RIGHT-HANDED PITCHER

CAREER HIGHLIGHTS

- Attending his first Major League Spring Training in 2022.
- Named an MiLB.com Rockies Organizational All-Star in 2021.
- Made his Major League debut on Sept. 5, 2021 vs. Atlanta after his contract was selected from Double-A Hartford ... became the first Rockies starter since Antonio Senzatela to skip Triple-A and go straight to the Majors.

MAJOR LEAGUE DEBUT

9/5/21 vs. ATL

2021: Made his Major League debut on Sept. 5 vs. Atlanta after having his contract selected from Double-A Hartford.

- Chased after 2.2 innings and six earned runs, allowing five hits, three of them homers, to go along with two walks ... allowed a home run to Ozzie Albies on the first pitch of the game, the first Major League starter since Miami's Robert Dugger on Aug. 5, 2019 to give up a home run on the first pitch of his big league debut.
- Was the first Rockies starter since Antonio Senzatela to skip Triple-A and go straight to the Majors.
- Was promoted from High-A Spokane to Double-A Hartford on June 17 and went 5-2 with a 2.85 ERA (72.2 IP, 23 ER), 22 walks and 80 strikeouts in 13 starts with the Yard Goats ... his 2.85 ERA ranked as the sixth-best in Yard Goats history (10 or more starts).
- Optioned to Triple-A Albuquerque on Sept. 18 and made one start for the Isotopes.

2020: Did not pitch due to the cancellation of the 2020 Minor League season.

2019: Went 9-9 with a 5.07 ERA (119.0 IP, 67 ER) in 25 starts with Class-A Asheville.

- Career-high 10 strikeouts May 17 at Lexington ... recorded six or more strikeouts in 10 of his starts.

2018: 0.88 ERA (30.2 IP, 3 ER) with four walks and 39 strikeouts in nine starts with Rookie Level Grand Junction, holding opponents to a .157 average.

- His ERA was the lowest among all Grand Junction pitchers and his 39 strikeouts were tied for the second-most.

BACKGROUND / PERSONAL

- Ryan Donald Feltner ... son of Laura and Derek.
- Graduated from Walsh Jesuit High School in Ohio where he was named the Pitcher of the Year three times (2013-15) ... 2015 Gatorade State High School Baseball Player of the Year,
- Attended The Ohio State University.
- Ranked tied for 24th in career strikeouts in Ohio State history (204) at the time of his drafting.



@RYANFELT26



@RFELT26

FELTNER'S CAREER TRANSACTIONS

- 2015: Selected by Toronto in the 25th round of the First-Year Player Draft, but did not sign.
- 2018: Selected by Colorado in the fourth round of the First-Year Player Draft (signed by Ed Santana).

FELTNER



Ht: 6-6 **Wt:** 233 **B/T:** R/R
Opening Day Age: 26
Born: Dec. 5, 1995 in Boca Chica, D.R.
Major League Service: 2.033
Contract: Through 2022
Obtained: Returned by Miami to Colorado as a Rule 5 selection, Oct. 19, 2019.
Stats: *Baseball Reference / MLB.com*

30 | JULIAN FERNÁNDEZ RIGHT-HANDED PITCHER

FERNÁNDEZ

CAREER HIGHLIGHTS

- Made his Major League debut on Sept. 5, 2021, going on to make six total appearances.
- His average fastball velocity of 99 miles-per-hour was the fourth-highest in the Majors in 2021 (min. 25 batters faced).
- Hit 102.8 MPH on a pitch on Oct. 2, 2021 at Arizona, the fastest pitch by a Rockies pitcher in the Statcast Era (since 2015) ... owns the five fastest pitches by a Rockies pitcher since 2015.
- Accrued two years of service time prior to making his Major League debut after being selected from Colorado in the 2017 Rule 5 Draft and spending time on the 60-day injured list with San Francisco (2018) and Miami (2019).

MAJOR LEAGUE DEBUT

9/5/21 vs. ATL

2021: Made his Major League debut on Sept. 5 vs. Atlanta, his first of six Major League appearances.

- Had his contract selected from Triple-A Albuquerque on Sept. 1, his first career stint on the active roster.
- Made his debut on Sept. 5 vs. Atlanta ... pitched a scoreless sixth inning before coming back out for the seventh and allowing three runs on three hits, including a home run to Austin Riley ... of his 21 total pitches, 11 were 100 MPH or faster and five were over 101 MPH ... his 102.4 MPH strikeout pitch to Dansby Swanson tied for the fourth-fastest pitch in the NL at the time.
- His 102.8 MPH on Oct. 2 at Arizona was the fastest pitch in Rockies history in the Statcast Era (since 2015) and tied for the fourth-fastest pitch in the Majors in 2021.
- Scored upon in three of his six outings ... allowed three runs in each of his first two career appearances and two runs in his last appearance on Oct. 2 at Arizona.
- Went 3-2 with a 2.53 ERA (42.2 IP, 12 ER), 16 walks and 42 strikeouts in 44 total appearances between Double-A Hartford and Albuquerque ... in 14 appearances with the Isotopes after July 26, went 1-0 with a 0.64 ERA (14.0 IP, 1 ER), four walks and 18 strikeouts.

2020: Did not pitch due to the cancellation of the Minor League season.

- Attended his second Major League Spring Training, his first since 2018 ... made one relief appearance, Feb. 27 at Oakland, and took the loss after allowing three runs on four hits in one inning pitched.

2019: Missed the entire season as he continued his recovery from Tommy John surgery.

- Prior to the season, was claimed off waivers from San Francisco by Miami on Nov. 19, 2018.
- Was placed on the Marlins' 60-day injured list on Feb. 13.
- Was returned to Colorado as a Rule 5 Draft return by Miami, Oct. 19.

2018: Missed the entire season after undergoing Tommy John surgery on March 5.

- Was placed on the San Francisco 60-day injured list on March 29 ... had made eight appearances in the Cactus League prior to being shut down, his first Major League Spring Training experience, allowing 11 runs on 10 hits with five walks and 12 strikeouts across 7.1 innings pitched (13.50 ERA).
- Had been selected by the Giants second overall in the MLB Phase of the Rule 5 Draft, Dec. 14, 2017.

2017: Made a career-high 51 relief appearances with Low-A Asheville, the most appearances in the South Atlantic League.

- Went 1-2 with a 3.26 ERA (58.0 IP, 21 ER) with 57 strikeouts, setting career highs in innings pitched and strikeouts.

(FERNANDEZ, continued)

- Posted a Minor League career-long 20.1 inning scoreless streak over 17 games from July 6-Sept. 3 ... allowed three runs (one earned) over his final 22 games of the season (0.36 ERA).

2016: Named a Northwest League Mid-Season All-Star, leading the league with 13 saves in 13 opportunities.

- Allowed just three runs over 21 games with Short-Season Boise, posting a 1-2 record with a 1.17 ERA (23.0 IP, 3 ER).
- Surrendered two of his three runs over his first three games, June 18-24.
- Recorded nine consecutive scoreless appearances (9.1 IP) from June 26-July 20, allowing four hits over that span.

2015: Spent a majority of the season with the Dominican Summer League Rockies before being assigned to Rookie Level Grand Junction in late-August, where he finished the season.

- Made 24 relief appearances with the DSL Rockies, the most on the club ... his four saves were tied for the most on the team.
- Appeared out of the bullpen four times with Grand Junction, allowing four runs (two earned) over four appearances (5.1 IP).

2014: Appeared in 18 games out of the bullpen for the DSL Rockies.

- Scoreless in 11 of his 18 appearances ... limited opponents to a .206 average in the second half of the season.

2013: Made 10 relief appearances for the DSL Rockies in his first professional season.

2021 / CAREER HIGHS AND LOWS

Most IP	1.2, Sept. 5 vs. ATL
Pitches	25, Sept. 5 vs. ATL
Runs	3, 3x, last: Sept. 7 vs. SF
ER	3, 3x, last: Sept. 7 vs. SF
Hits	3, Sept. 5 vs. ATL
HRs	1, 2x, last: Sept. 7 vs. SF
Walks	1, 4x, last: Oct. 2 at ARI
Strikeouts	1, 4x, last: Sept. 24 vs. SF

FERNANDEZ'S CAREER TRANSACTIONS

- 2012: Signed by Colorado as an international free agent (signed by Rolando Fernandez and Jhonathan Leyba).
- 2017: Selected by San Francisco from Colorado in MLB phase of the Rule 5 Draft, Dec. 14.
- 2018: Placed on the 60-day injured list (strained ulnar collateral ligament, right elbow), March 29; reinstated from the 60-day injured list, Oct. 29 ... claimed off waivers by Miami, Nov. 19.
- 2019: Placed on the 60-day injured list (recovery from right elbow surgery), Feb. 13; reinstated from the 60-day injured list, Oct. 19 ... accepted by Colorado as a Rule 5 Draft return from Miami, Oct. 19.



Ht: 6-4 **Wt:** 204 **B/T:** L/L
Opening Day Age: 28
Born: May 14, 1993 in Denver, Colo.
Major League Service: 4.144
Contract: Through 2022
Obtained: Selected in the first round (eighth overall) of the 2014 First-Year Player Draft
Stats: *Baseball Reference / MLB.com*

21 | KYLE FREELAND LEFT-HANDED PITCHER

FREELAND

CAREER HIGHLIGHTS

- Graduated from Thomas Jefferson High School in Denver, Colo.
- His 4.20 career ERA ranks fourth in franchise history (min. 75 starts) ... also ranks 10th in franchise history in wins (40), starts (119, 10th) and strikeouts (510, 10th).
- Fourth in club history with a 4.44 home ERA among Rockies with 40 or more starts in Denver.
- Leads the Majors with 66 opponent grounded into double plays over the past four seasons (2018-2021).
- Finished fourth in 2018 NL Cy Young Award voting, the second Rockies pitcher to ever finish among the top five in balloting, joining Ubaldo Jiménez (third, 2010).
- His 2018 ERA of 2.85 (202.1 IP, 64 ER) was the lowest in a full season in franchise history and the fifth-lowest in the NL for the season.
- Pitched 8.1 no-hit innings on July 9, 2017 vs. Chicago-AL, the longest no-hit bid for a Rockies pitcher at Coors Field in franchise history.

MAJOR LEAGUE DEBUT

4/7/17 vs. LAD

FIRST ML WIN

4/7/17 vs. LAD

2021: Went 7-8 with a 4.33 ERA (120.2 IP, 58 ER) in 23 starts after missing the first two months of the season with a left shoulder strain.

- Recorded a career-high rate of 7.83 strikeouts-per-nine-innings, as well as a career-low 2.83 walks-per-nine.
- Induced 16 ground ball double plays, tied for the 11th-most in the NL ... his 1.19 GIDP/9 ranked second in the Majors and led the NL.
- Suffered a shoulder injury in a Cactus League start vs. Oakland at Hohokam Stadium on March 23 ... placed on the 10-day injured list on April 1 ... made two rehab starts with Triple-A Albuquerque on May 15 and May 20 before being reinstated from the IL on May 25 and making his season debut that day at New York-NL.
- Went 0-2 with a 9.58 ERA (20.2 IP, 22 ER), nine home runs, 11 walks and 12 strikeouts over his first five starts of the season from May 25-June 16.
- Starting on June 22, went 7-6 with a 3.24 ERA (100.0 IP, 36 ER), 11 home runs, 27 walks and 93 strikeouts over his final 18 starts of the season.
- In a 13-start stretch from June 22-Sept. 1, posted a 2.66 ERA (71.0 IP, 21 ER) with 14 walks and 69 strikeouts, ranking seventh in the Majors in ERA over that span.
- Went 4-3 with a 4.83 ERA (59.2 IP, 32 ER) in 11 starts at home and 3-5 with a 3.84 ERA (61.0 IP, 26 ER) in 12 starts on the road.
- Matched his career high (third time) with 10 strikeouts on Aug. 21 vs. Arizona.
- Allowed a career-high nine runs (career-high tying eight earned runs) and five home runs on June 11 at Cincinnati ... fourth pitcher in franchise history to allow five home runs in an outing, joining Alex White, Shawn Chacon and Mark Thompson.

2020: Made 13 starts, tied for the most on the club and the most in the Majors, including nine quality starts, tied for the second-most in the National League.

- Started his season with six consecutive quality starts, the second-longest quality start streak to begin a season in franchise history, trailing Ubaldo Jiménez's franchise record streak of 14 to begin the 2010 season.
- Ranked 10th in the NL with 70.2 innings pitched ... pitched at least six innings in 10 of his 13 starts ... the 10 starts of at six or more innings were tied for the fourth-most in MLB ... pitched a season-high seven innings on Aug. 11 vs. Arizona, allowing two runs on seven hits.
- Induced 14 ground ball double plays, the most in the Majors ... his 51.5 ground ball percentage ranked third in the National League.
- Had a run support average of 3.57, which ranked fourth-lowest in the NL and the fifth-lowest in MLB ... received two or fewer runs of support in each of his final six starts of the season.

(FREELAND, continued)

- Went 1-1 with a 4.46 ERA (38.1 IP, 19 ER) in seven starts at Coors Field ... pitched six shutout innings in his first home start, Aug. 1 vs. San Diego, his only win at home ... each of his first three starts at home were quality, while he allowed four runs in three of his final four starts in Denver.
- On the road, went 1-2 with a 4.18 ERA (32.1 IP, 15 ER) across six starts ... each of his first five road starts were quality.

2019: Was the Rockies Opening Day starter at Miami in his third Major League season.

- Two stints on the injured list: April 22-29 with a blister on his left middle finger, and Aug. 2-Sept. 21 with a left groin strain.
- Made two starts after his second stint on the injured list, pitching two innings Sept. 21 at Los Angeles-NL and three innings Sept. 26 at San Francisco.
- Optioned to Triple-A Albuquerque on May 31 ... recalled on July 13.
- Made his first career Opening Day start, March 28 at Miami ... earned the win, allowing one run on two hits with one walk and five strikeouts across seven innings.
- Went 2-3 with a 4.23 ERA (27.2 IP, 13 ER), before being placed on the 10-day injured list for the first time with a blister on his left middle finger ... pitched six scoreless innings with two hits, no walks and seven strikeouts April 18 vs. Philadelphia before exiting.
- Career-long, six-game losing streak across an 11-start span, April 29-July 30.
- The losing pitcher in the second game of the July 24 doubleheader at Washington, despite not allowing an earned run across six innings ... seventh starter in Rockies history, first since Drew Pomeranz on July 1, 2012, to lose a game after working six or more innings and allowing no earned runs.
- Allowed a career-high 25 home runs ... his 2.16 home runs per nine innings rate was the fifth highest in the Majors, the highest rate in the NL.
- Went 2-4 with a 9.25 ERA (47.2 IP, 49 ER) in 10 starts at home.

2018: Finished fourth in National League Cy Young Award voting after going 17-7 with a 2.85 ERA (202.1 IP, 64 ER), the second Rockies pitcher to finish in the top five in Cy Young Award voting (also: Ubaldo Jiménez, third, 2010).

- His 2.84 ERA was the lowest in a full season in franchise history and the fourth lowest in the NL in 2018 ... it was the second lowest in franchise history among ERA qualifiers, trailing Marvin Freeman's 2.80 ERA (112.2 IP, 35 ER) in the strike-shortened 1994 season.
- Started the National League Wild Card game at Wrigley Field on three days rest, pitching 6.2 shutout innings ... allowed four hits with one walk and six strikeouts ... only pitcher in franchise history to pitch at least six scoreless innings in a postseason game.
- His 202.1 innings pitched ranked fifth in the National League, the first Rockies pitcher to reach 200 innings pitched in a season since Ubaldo Jiménez in 2010 (221.2 IP).
- His 24 quality starts were fourth in the NL and tied for second in franchise history (Ubaldo Jiménez, 2009).
- His 17 wins tied for the second most in franchise history and tied for fourth in the NL ... most wins by a Rockies pitcher since Jiménez won a franchise-record 19 games in 2010.
- Finished the season with 173 strikeouts, the ninth most in franchise history.
- Induced a National League-leading 24 double plays.
- Went 10-2 with a 2.40 ERA (93.2 IP, 25 ER) in 15 starts at home, the lowest home ERA in franchise history and tied for the most wins.
- Finished the season on an eight-game winning streak over an 11-start span from Aug. 6-Sept. 28, tied for the second-longest streak in franchise history, the longest since Ubaldo Jiménez won a franchise-record nine straight in 2010 ... posted a 2.18 ERA (70.1 IP, 17 ER) with 11 straight quality starts over that span, the fourth longest quality start streak in franchise history.
- The Rockies went 23-10 in his 33 starts, including 12-2 in the second half ... the Rockies went 10-1 in his final 11 starts of the season.
- Went 9-1 with a 2.49 ERA (86.2 IP, 24 ER) in 14 starts after the All-Star break, the lowest second-half ERA by a Rockies starting pitcher in franchise history ... nine wins were tied for the most in the NL and tied for the second most after the All-Star break in franchise history.
- Went 7-5 with a 3.23 ERA (108.2 IP, 39 ER) in 18 starts on the road ... went 5-1 with a 2.66 ERA (67.2 IP, 20 ER) with eight quality starts over his last 11 road starts.
- Limited left-handed hitters to a .185 batting average, including a .100 batting average (5-for-50) with no extra-base hits allowed in the second half of the season.

2017: Made his Major League debut in the Rockies home opener on April 7 vs. Los Angeles-NL.

- His 11 wins tied for the most among Major League rookies ... also ranked third in innings pitched (156.0), fifth in ERA (4.10, min. 15 starts) and seventh in strikeouts (107) among all Major League rookies.
- His 11 wins tied for the fourth most among rookies in franchise history ... his 4.10 ERA was the fourth lowest by a rookie in franchise history, the lowest since Jhoulys Chacín set the franchise record in 2010 (3.28).
- Was 9-7 with a 3.77 ERA (107.1 IP, 45 ER) in 18 starts prior to the All-Star break ... went 2-4 with a 4.81 ERA (48.2 IP, 26 ER) in 15 appearances, 10 starts, in the second half.
- Scored upon in two of five relief appearances with a 2.84 ERA (6.1 IP, 2 ER) ... first career relief appearance on July 15 at New York-NL, and four relief appearances in July.

(FREELAND, continued)

- Went 6-8 with a 3.72 ERA (87.0 IP, 36 ER) in 19 appearances, 16 starts, at Coors Field ... the 10th-lowest home ERA in franchise history, the second-lowest by a Rockies rookie (Denny Stark, 3.21 in 2002).
- In the last game prior to the All-Star break on July 9, took a no-hit bid through 8.1 innings before allowing a hit to Melky Cabrera with one out in the ninth inning ... it was the longest no-hit bid in Denver in franchise history and the second-longest in any ballpark in Rockies history, behind Ubaldo Jiménez's no-hitter in Atlanta in 2010.
- Hit his first professional home run May 21 at Cincinnati, a solo home run off Bronson Arroyo ... also recorded a double in the game.

2016: Made his Double-A and Triple-A debuts, and was named an MiLB.com Organization All-Star.

- Assigned to Double-A Hartford on April 6 and made his Double-A debut April 7 against Richmond, pitching five innings and allowing one run on four hits with one walk and three strikeouts.
- Promoted to Triple-A Albuquerque June 25 and made his Triple-A debut the same day vs. Salt Lake City, allowing five runs (four earned) on 11 hits with two walks and five strikeouts.
- Invited to his first Major League Spring Training and went 1-0 with a 3.52 ERA (7.2 IP, 3 ER), one walk and four strikeouts across two Cactus League games with one start.

2015: Began the season with Rookie Level Grand Junction and made two starts before being promoted to High-A Modesto for the remainder of the season.

- Allowed no runs on two hits with two walks and nine strikeouts across seven innings pitched over two starts with Grand Junction ... promoted to Modesto Aug. 1.
- Played for the Salt River Rafters of the Arizona Fall League and was named a Rising Star after going 4-1 with a 2.84 ERA (25.1 IP, 8 ER), 26 hits, three home runs, seven walks and 13 strikeouts across six starts.

2014: Initially assigned to Grand Junction after being drafted.

- Held left-handed hitters to a .059 average across two levels ... following the season, *Baseball America* ranked him as the third-best Rockies prospect and *Baseball Prospectus* rated him the 76th-best prospect in baseball.

BACKGROUND / PERSONAL

- Kyle Richard Freeland ... son of Don and Susan ... has an older brother, Colin ... his mother works at the elementary school he attended in Denver, Holm Elementary.
- Married Ashley in December 2021 ... the pair reside in Scottsdale, Ariz., in the offseason.
- A Denver native who graduated from Thomas Jefferson High School.
- Attended college at the University of Evansville in Evansville, Ind.
- Rated the seventh best overall player in the 2014 Draft by MLB.com, and the fifth best overall player by *Baseball America*.



@KFREE_21



@FREEBALLIN21

2021	HIGHS AND LOWS	CAREER
7.0, 2x, last: Aug. 21 vs. ARI	Most IP	8.1, July 9, 2017 vs. CWS
106, Aug. 14 at SF	Pitches	126, July 9, 2017 vs. CWS
N/A	Low-Hit CG	N/A
9, June 11 at CIN	Runs	9, June 11, 2021 at CIN
8, June 11 at CIN	ER	8, 2x, last: June 11, 2021 at CIN
10, June 5 vs. OAK	Hits	11, Sept. 28, 2018 vs. WSH
5, June 11 at CIN	HR	5, June 11, 2021 at CIN
4, 3x, last: Sept. 28 vs. WSH	Walks	5, Aug. 20, 2017 vs. MIL
10, Aug. 21 vs. ARI	Strikeouts	10, 3x, last: Aug. 21, 2021 vs. ARI
1, Aug. 21 vs. ARI	10+ Strikeout Games	3, last: Aug. 21, 2021 vs. ARI (10 SO)
4, Aug. 3-27	Win Streak	8, Aug. 6-Sept. 28, 2018
4, July 9-29	Losing Streak	6, April 29-July 30, 2019

FREELAND'S CAREER TRANSACTIONS

- 2011: Selected by Philadelphia in the 35th round of the First-Year Player Draft, but did not sign.
- 2014: Selected by Colorado in the first round (eighth overall) of the First-Year Player Draft (signed by Scott Corman).
- 2017: Placed on the 10-day disabled list (left groin strain), Aug. 5; reinstated from the DL, Aug. 15.
- 2019: Placed on the 10-day injured list (left middle finger blister), April 22; reinstated from the 10-day IL, April 29; placed on the 10-day IL (left groin strain), Aug. 2; reinstated from 10-day IL, Sept. 21.
- 2021: Placed on the 10-day IL (left shoulder strain), April 1; sent to the Minors for rehabilitation (Albuquerque), May 15; reinstated from the 10-day IL, May 25.



Ht: 6-1 **Wt:** 185 **B/T:** L/L
Opening Day Age: 26
Born: March 5, 1996 in Westminster, Colo.
Major League Service: 0.148
Contract: Through 2022
Obtained: Selected in the seventh round of the 2017 First-Year Player Draft
Stats: *Baseball Reference / MLB.com*

58 | LUCAS GILBREATH LEFT-HANDED PITCHER

GILBREATH

CAREER HIGHLIGHTS

- Colorado native made 47 appearances with the Rockies during his rookie season in 2021.
- Will be attending his second Major League Spring Training in 2022.
- Selected to the 40-man roster in November, 2020.
- In 2019, ranked among High-A California League leaders in starts (28, 1st), innings pitched (144.0, 2nd) and strikeouts (143, 3rd)
- Made his Major League debut on May 1 at Arizona and allowed a home run on his first pitch before finishing the inning with five more pitches ... only pitcher in the last 20 years to pitch one inning, allow a home run and throw six or fewer pitches in his Major League debut.
- Transitioned from the starting rotation to the bullpen during the Instructional League in Arizona in 2020.

MAJOR LEAGUE DEBUT

5/1/21 at ARI

FIRST ML WIN

9/9/21 at PHI

FIRST ML SAVE

7/23/21 at LAD

2021: Made 47 relief appearances and one start across six stints on the active roster (including three stints as the 27th man of a doubleheader) in his first Major League season.

- Scored upon in 11 of 47 total appearances, including one start ... started July 28 at Los Angeles-AL, his first since making 28 for High-A Lancaster in 2019.
- Went scoreless in 26 of 29 appearances (0.96 ERA) and in 32 of 38 following his last recall on June 5 ... posted a 2.10 ERA (34.1 IP, 8 ER) with 19 walks and 36 strikeouts while limiting opponents to a .177 average over that span.
- Recorded a career-long streak of 17-straight scoreless outings (16.0 IP) from Aug. 8-Sept. 22, the longest single-season streak by a Rockies reliever since Adam Ottavino in 2016 (21 games) ... earned two wins and allowed seven hits with seven walks and 15 strikeouts while, holding opponents to a .130 average (7-for-54).
- Earned his first Major League win on Sept. 9 at Philadelphia after throwing a perfect frame with one strikeout ... second win Sept. 17 at Washington.
- Compiled a 2.42 ERA (22.1 IP, 6 ER) with 21 strikeouts and 11 walks in 21 relief appearances at Coors Field.
- Took his first Major League save July 23 at Dodger Stadium, tossing a three-up, three-down 10th inning.
- Made his Major League debut on May 1 at Arizona and allowed a home run on his first pitch before finishing the inning with five more pitches ... only pitcher in the last 20 years to pitch one inning, allow a home run and throw six or fewer pitches in his Major League debut.

2020: Did not play due to the cancellation of the Minor League season.

- Participated in the Instructional League in Arizona during the offseason, where he transitioned from the starting rotation to the bullpen ... added to the 40-man roster on Nov. 20.

2019: Spent the season with High-A Lancaster where he ranked among California League leaders in games started (28-1st), innings pitched (144.0, 2nd) and strikeouts (143, 3rd).

- Recorded a career-high 11 strikeouts on July 26 at Visalia.
- Recorded seven quality starts ... tossed a season-high seven innings five times.
- Posted a 6.85 ERA (68.1 IP, 52 ER) in 14 starts at home in Lancaster and a 4.88 ERA (75.2 IP, 41 ER) in 14 starts on the road.

2018: Made five relief appearances to begin the season before moving into Asheville's starting rotation.

- Recorded two saves while posting an 8.18 ERA (11.0 IP, 10 ER) in relief.
- Went 6-9 with a 4.71 ERA (105.0 IP, 55 ER), 17 walks and 108 strikeouts as a starter.

(GILBREATH, continued)

- Posted a 4.13 ERA (56.2 IP, 26 ER) in the second half of the season after a 5.92 first-half ERA (59.1 IP, 39 ER).

2017: Made 10 starts and two relief appearances for Rookie Level Grand Junction in his first professional season.


- Named the Pioneer League Pitcher of the Week for July 17-23 after tossing five shutout innings and allowing one hit on July 22 vs. Billings.

BACKGROUND / PERSONAL

- Lucas Grant Gilbreath ... son of Chris and Theresa ... mother is the principal of Cotton Creek Elementary in Westminster, Colo.
- Married to Kelsey ... the pair have two dogs: Bloom and Gray
- Attended Legacy High School in Broomfield, Colo., where he led Colorado Class 5A in strikeouts as a junior and senior.
- Won the Dave Winfield Player of the Year in 2017 after going 5-2 with a 3.76 ERA (81.1 IP, 24 ER) in 14 starts at the University of Minnesota.
- In his free time, enjoys hunting and video games.

2021 / CAREER HIGHS AND LOWS

Most IP	2.0, 3x, last: Sept. 2 vs. ATL
Pitches	32, May 4 (1) vs. SF
Runs	3, 2x, last: June 27 at MIL
ER	3, 2x, last: June 27 at MIL
Hits	3, May 13 vs. CIN
HRs	1, 5x, last: Sept. 23 vs. LAD
Walks	2, 3x, last: Aug. 22 vs. ARI
Strikeouts	3, 4x, last: Oct. 1 at ARI

 @LUCAS_GILBREATH

 @LGILBREATH2

GILBREATH'S CAREER TRANSACTIONS

- 2014: Selected by Colorado in the Rockies in the 36th round of the 2014 First-Year Player Draft, but did not sign.
- 2017: Selected by Colorado in the seventh round of the First-Year Player Draft (signed by Scott Corman).
- 2020: Added to the 40-man roster, Nov. 20.



Ht: 6-5 **Wt:** 220 **B/T:** L/L
Opening Day Age: 28
Born: Nov. 23, 1993 in Winter Garden, Fla.
Major League Service: 2.111
Contract: Through 2022
Obtained: Acquired via trade from St. Louis, Feb. 1, 2021
Stats: *Baseball Reference / MLB.com*

26 | AUSTIN GOMBER LEFT-HANDED PITCHER

GOMBER

CAREER HIGHLIGHTS

- Did not allow more than five hits in any of his first eight starts at Coors Field in 2021 and allowed five hits just once (Aug. 7 vs. Miami) ... recorded eight-straight starts allowing five or fewer hits at home, tied for the second-longest streak in franchise history (Ubaldo Jiménez, 2008).
- Acquired by Colorado, along with four Minor League players, from St. Louis in exchange for INF Nolan Arenado on Feb. 1, 2021.
- In 2018, became the first Cardinals rookie left-hander to win five games in the month of August.
- Of his 51 career Minor League starts in which he has pitched six or more innings, 48 were quality starts and 13 were scoreless.

MAJOR LEAGUE DEBUT

6/2/18, STL vs. PIT

FIRST ML WIN

8/1/19, STL vs. COL

2021: Made his second career Opening Day roster and a career-high 23 starts, posting a 4.53 ERA (115.1 IP, 58 ER) with 41 walks and 113 strikeouts while holding opponents to a .232 average.

- In his first season at Coors Field, went 5-1 (Rockies 7-2) and posted a 2.09 ERA (47.1 IP, 11 ER) across nine starts, walking 14 batters and fanning 40 while holding opponents to a .187/.257/.319 slashline ... his 2.09 ERA and 0.951 WHIP stand as the lowest mark by a starter in franchise history through his first nine home games with the club ... ninth-lowest home ERA in the Majors and the sixth-lowest in the NL (min. 40 IP).
- Recorded eight-straight starts allowing five or fewer hits at home April 4-Aug. 7, tied for the second-longest streak in franchise history (Ubaldo Jiménez, 2008) ... allowed five hits just once through this stretch, Aug. 7 vs. Miami.
- After walking 19 batters across his first five starts in April, walked 16 batters in 17 starts from May 1-Aug. 25 before issuing six free passes during his final start of the season ... 7.43 BB/9 in April was the highest in the Majors while his 1.64 BB/9 from May 1 - Aug. 25 was the fourth lowest in MLB (min. 75 IP).
- Did not issue a walk from the fourth inning on May 29 to the second inning on July 21 ... his 23 innings without a walk was tied for the second-longest streak in Rockies history, trailing José Jimenez (23.2 IP, May 7-June 23, 2002), and the longest for a starter.
- From May 12-July 21, went 5-1 with a 1.97 ERA (50.1 IP, 11 ER) in nine starts ... limited opponents to a .197 batting average with seven of 36 hits coming as home runs, including three in a start on July 21 against Seattle ... had one stint on the injured list during this span, June 20-July 21 with left forearm tightness ... exited his start on June 19 after two innings.
- Allowed 33 of his 64 total runs in either the first or the second inning and 43 runs through the first three frames.
- On the paternity list Aug. 17-20 ... placed on the IL for the second time on Sept. 4 with pars defect and missed the remainder of the season.

2020: Was on St. Louis' Opening Day roster and made four starts and 10 relief appearances, going 1-1 with a 1.86 ERA (29.0 IP, 6 ER), 15 walks and 27 strikeouts.

- Allowed one run across his four starts, Sept. 27 vs. Milwaukee (4.0 IP, H, ER, 2 BB, 3 SO) ... was scoreless in each of his other three starts: Sept. 5 at Chicago-NL (2.2 IP), Sept. 10 vs. Detroit (3.0 IP) and Sept. 22 at Kansas City (6.0 IP).
- In his 10 relief appearances, went 0-1 with a 3.38 ERA (13.1 IP, 5 ER), nine walks and 10 strikeouts ... held opponents hitless in six of his 10 outings from the bullpen, posting a .178 opponents batting average.
- Pitched 1.1 scoreless innings in the National League Wild Card Series.
- Was placed on the 10-day COVID-19 injured list (for exposure) Aug. 13-19.

2019: Split the season between Single-A Palm Beach, Double-A Springfield and Triple-A Memphis.

(GOMBER, continued)

- Placed on the seven-day injured list with biceps tendinitis on May 16 and missed over three months ... went 4-0 with a 2.98 ERA (45.1 IP, 17 ER) across eight starts for Memphis prior to the injury.
- Upon being reinstated from the injured list on Aug. 23, made three starts of two or fewer innings for Palm Beach (Aug. 23) and Springfield (Aug. 26, 29) ... his final appearance of the season was Sept. 1, out of the bullpen for Springfield.
- Was named the Pacific Coast League Pitcher of the Week for April 14-21 after pitching a seven-inning, complete-game shutout with three hits, one walk and six strikeouts April 20 vs. Round Rock.

2018: Made his Major League debut June 2 vs. Pittsburgh and pitched three scoreless, hitless innings of relief.

- Appeared in 29 games (11 starts) in his rookie season over three stints with St. Louis, going 6-2 with a 4.44 ERA (75.0 IP, 37 ER), 32 walks and 67 strikeouts.
- Made 11 starts and 18 relief appearances ... as a starter, went 5-2 with a 4.26 ERA (57.0 IP, 27 ER), 22 walks and 53 strikeouts ... in relief, went 1-0 with a 5.00 ERA (18.0 IP, 10 ER), 10 walks and 14 strikeouts.
- Led Major League Baseball with five wins in August, making him the first Cardinals rookie left-hander to win five games in the month of August (since 1913).
- Appeared in a team-leading 14 games in his debut month of June.
- Did not allow a hit to the first 14 right-handed batters he faced prior to June 25 (Rajai Davis, ninth-inning single).

2017: Spent the entire season with Double-A Springfield, going 10-7 with a 3.34 ERA (143.0 IP, 53 ER), 51 walks and 140 strikeouts.

- Named the Cardinals Minor League Pitcher of the Month for August as well as the MiLB.com Texas League Player of the Month after going 5-0 with a 0.91 ERA (39.2 IP, 4 ER), 12 walks and 44 strikeouts.
- Ranked among Cardinals Minor League leaders in strikeouts (140, 2nd), starts (26, T2nd) innings pitched (143.0, 5th) and wins (10th, T5th).

2016: Began the season with Palm Beach before being promoted to Double-A Springfield on July 29.

- Made four starts for Springfield, going 1-0 with a 1.40 ERA over 19.1 innings of work (3 ER) ... held opponents to one earned run or fewer in all four starts.
- Led Cardinals Minor Leaguers with a .220 opponent batting average and ranked among leaders in ERA (2.69, 3rd) and strikeouts (116, T6th).
- Pitched his second complete game of his career, July 20 vs. Brevard County.

2015: Named Cardinals co-Minor League Pitcher of the Year.

- Led the Midwest League in wins (15), strikeouts (140), opponent batting average (.196), WHIP (0.97) and win percentage (15-3, .833).
- Selected to the Midwest League All-Star Team West and was a Midwest League Post-Season All-Star.

2014: Began his career with Short-Season State College, going 2-2 with a 2.30 ERA (47.0 IP, 12 ER), 18 walks and 36 strikeouts

- Finished the season with a pair of scoreless starts of seven innings, Aug. 27 and Sept. 1.
- Made one postseason start and took the loss after pitching two innings.

BACKGROUND / PERSONAL

- Austin Zachary Gomber ... son of Renee Gomber.
- Married to Rachel ... the pair have two sons: Beckham and Charlie.
- Resides in Windermere, Fla. in the offseason.
- Posted a 3.27 ERA with 238 strikeouts in his collegiate career at Florida Atlantic University.
- First team All-Sun Belt Conference during his junior year with a league-leading 2.97 ERA.



@AUSTINGOMBER



@AUSTINGOMBER

2021	HIGHS AND LOWS	CAREER
8.0, 2x, last: June 14 vs. SD	Most IP	8.0, 2x, last: June 14, 2021 vs. SD
None	Low-hit CG	None
9, April 26 at SF	Runs	9, April 26, 2021 at SF
9, April 26 at SF	ER	9, April 26, 2021 at SF
7, 3x, last: Aug. 25 at CHC	Hits	10, Aug. 31, 2018 vs. CIN
3, 2x, last: Aug. 25 at CHC	HRS	3, 2x, last: Aug. 25, 2021 at CHC
7, April 4 vs. LAD	Walks	7, April 4, 2021 vs. LAD
9, Aug. 7 vs. MIA	Strikeouts	9, Aug. 7, 2021 vs. MIA
None	10+ Strikeout Games	None
5, June 3-July 27	Win Streak	5, 2x, last: June 3-July 27, 2021
3, Aug. 13-31	Lossing Streak	3, Aug. 13-31, 2021

(GOMBER, continued)

GOMBER'S CAREER TRANSACTIONS

- 2014: Selected by St. Louis in the fourth round of the First-Year Player Draft.
- 2020: Placed on the 10-day COVID-19 injured list (exposure), Aug. 13; reinstated, Aug. 19.
- 2021: Acquired by Colorado via trade, along with INF Mateo Gil, RHP Tony Locey, INF Elehuris Montero and RHP Jake Sommers in exchange for INF Nolan Arenado and cash considerations, Feb. 1 ... placed on 10-day injured list, June 20 (left forearm tightness); reinstated from IL, July 21 ... placed on Paternity List Aug. 17 and reinstated Aug. 20 ... placed on 10-day IL, Sept. 4 (stress fracture, lower back); transferred to 60-day IL, Sept. 5.



Ht: 6-6 **Wt:** 220 **B/T:** R/R

Opening Day Age: 29

Born: July 23, 1992 in Newport, Ark.

Major League Service: 1.000

Contract: Through 2022

Obtained: Acquired from Cincinnati on July 29, 2021 for cash considerations

Pronunciation: goo-DOE

Stats: *Baseball Reference / MLB.com*

60 | ASHTON GOUDEAU RIGHT-HANDED PITCHER

GOUDEAU

CAREER HIGHLIGHTS

- Third Major League Spring Training in 2022.
- Currently on his third stint as a member of the Colorado Rockies organization.
- Named an Arizona Fall League Rising Star in 2019.
- Made his Major League debut Aug. 19, 2020 with Colorado against Houston ... allowed one run on four hits through 1.2 frames.
- First career Major League strikeout came on Sept. 27, 2020 against Arizona's Wyatt Mathisen.
- Since being DFA'd by the Rockies on Nov. 20, 2020, has spent time with Pittsburgh, Baltimore, San Francisco, Los Angeles-NL and Cincinnati.

MAJOR LEAGUE DEBUT

8/19/20 vs. HOU

FIRST ML WIN

9/12/21 at PHI

2021: Acquired by the Rockies via trade with Cincinnati on July 29 in exchange for cash considerations, his third stint with the Rockies in his career and his second of the season.

- Began Spring Training with Baltimore ... claimed off waivers by San Francisco, March 18 ... claimed off waivers by Los Angeles-NL, April 10 ... claimed by Colorado off waivers, April 18 ... claimed by Cincinnati off waivers, May 2.
- Made five relief appearances with Cincinnati, allowing four runs on eight hits with nine walks and five strikeouts across nine innings (4.00 ERA) ... scored upon in six of 11 outings across two stints with the Rockies after the trade (4.26 ERA) ... overall, went 2-1 with a 4.19 ERA (34.1 IP, 16 ER), 17 walks and 22 strikeouts in 16 appearances and one start.
- First Major League win on Sept. 12 at Philadelphia, allowing one run in two innings in relief of starter Ryan Feltner.
- Made one start on Oct. 3 at Arizona, tossing three scoreless frames.
- Tossed a career-high 3.1 innings of relief Sept. 7 vs. San Francisco ... went two or more innings in 11 of his 16 appearances (one start).
- Made one start and two relief appearances with the Triple-A Albuquerque, allowing six earned runs on 13 hits across eight innings (6.75 ERA) ... in eight games (five starts) with Triple-A Louisville, went 1-3 with a 4.93 ERA (31.0 IP, 16 ER).

2020: Appeared in four games for the Rockies as a reliever, going 0-0 with a 7.56 ERA (8.1 IP, 7 ER)

- Made his Major League debut on Aug. 19 vs. Houston, allowing one run on four hits in 1.2 innings of relief.
- Promoted to the Major Leagues for the first time on July 23 and optioned on Aug. 6 without appearing in a game.
- Attended his first Major League Spring Training, going 1-1 with a 2.70 ERA (10.0 IP, 3 ER) in five games (two games started).

2019: In his first season in the Rockies organization, went 3-3 with a 2.07 ERA (78.1 IP, 18 ER) in 16 starts with Double-A Hartford.

- His 2.07 ERA was the third-lowest in Hartford history.
- Allowed three or fewer earned runs in 15 of his 16 starts ... lone start allowing four earned runs was his first start of the season, April 9.
- Did not issue more than two walks all season ... made seven starts without issuing a walk.
- Had one stint on the injured list, June 7-Aug. 14.
- Named an Arizona Fall League Rising Star ... did not allow a run in six games across 13 innings ... allowed four hits with no walks and 18 strikeouts.

(GOUDEAU, continued)

2018: Saw time at three different stops in the Seattle organization, going a combined 6-11 with a 5.79 ERA (102.2 IP, 66 ER) in 18 relief appearances and 14 starts.

- Began the season with Triple-A Tacoma before a short three-game stint in High-A Modesto ... finished the season with nine appearances with Double-A Arkansas.
- Acquired by Seattle from Kansas City, along with three other Minor League pitchers, in exchange for cash considerations, March 22.

2017: Spent a majority of the season with Double-A Northwest Arkansas in the Kansas City organization.

- Made 14 relief appearances and seven starts with Northwest Arkansas ... posted a 7.33 ERA (27.0 IP, 22 ER) as a starter and a 3.60 ERA (30.0 IP, 12 ER) as a reliever.

2016: Made 27 appearances, including 22 starts, between Double-A Northwest Arkansas and High-A Wilmington, going a combined 7-17 with a 5.29 ERA (127.2 IP, 75 ER).

- Posted career highs in innings pitched and strikeouts (103) between the two stops.
- Named the Carolina League Pitcher of the Week after tossing a complete-game shutout with 11 strikeouts and no walks May 4 vs. Myrtle Beach.

2015: Made five starts and 26 relief appearances between Low-A Lexington and High-A Wilmington.

- Between both stops, combined to go 7-4 with a 3.22 ERA (86.2 IP, 31 ER), 12 walks and 82 strikeouts.
- Posted a 2.84 ERA (25.1 IP, 8 ER) in his five starts.

2014: Split the season between Rookie Level Idaho Falls and Low-A Lexington, making 15 relief appearances.

- Had one stint on the injured list, Aug. 16-23.

2013: Made five starts and nine relief appearances for Rookie Level Idaho Falls.

- Went 1-5 with a 10.18 ERA (40.2 IP, 46 ER) ... was 1-0 with a 6.29 ERA (24.1 IP, 17 ER) as a reliever.

2012: Made 13 relief appearances for the Arizona League Royals in his first professional season.

- Scoreless in six of his last seven appearances of the season.

BACKGROUND / PERSONAL

- Ashton Chase Goudeau ... son of John and Kim ... has two half-brothers and a half-sister.
- His mom played softball at Missouri State and was a pitcher ... she helped coach him as a kid.
- Graduated from Union High School in Union, Mo.
- Attended Maple Woods Community College in Kansas City, Mo. for two years.
- Lived in Denver this past offseason.
- Enjoys fly fishing, camping, hiking, fishing and can juggle.



@ASHTON_GOUDEAU

2021	HIGHS AND LOWS	CAREER
3.1, Sept. 7 vs. SF	Most IP	3.1, Sept. 7, 2021 vs. SF
57, Oct. 3 at ARI	Pitches	57, Oct. 3, 2021 at ARI
None	Low-hit CG	None
4, Sept. 24 vs. SF	Runs	4, Sept. 24, 2021 vs. SF
4, Sept. 24 vs. SF	ER	4, Sept. 24, 2021 vs. SF
4, Sept. 24 vs. SF	Hits	4, 5x, last Sept. 24, 2021 vs. SF
2, Sept. 24 vs. SF	HRs	2, 2x, last Sept. 24, 2021 vs. SF
4, June 8 vs. MIL	Walks	4, June 8, 2021 vs. MIL
4, Sept. 29 vs. WSH	Strikeouts	4, Sept. 29, 2021 vs. WSH
None	10+ Strikeout Games	None
1, 2x, last Sept. 29 vs. WSH	Win Streak	1, 2x, last Sept. 29, 2021 vs. WSH
5, June 18 - Aug. 12	Loss Streak	5, June 18 - Aug. 12, 2021

GOUDEAU'S CAREER TRANSACTIONS

- 2012: Selected by Kansas City in the 27th round of the First-Year Player Draft.
- 2018: Acquired by Seattle from Kansas City, along with RHP David McKay, LHP Colin Rodgers and LHP Matt Tenuta, in exchange for cash considerations, March 22 ... signed by Colorado as a Minor League free agent, Nov. 16.
- 2020: Claimed by Pittsburgh off waivers from Colorado, Nov. 25; claimed off waivers by Baltimore from Pittsburgh, Dec. 7.
- 2021: Claimed by San Francisco off waivers from Baltimore, March 18; claimed off waivers by Los Angeles-NL from San Francisco, April 10; claimed off waivers by Colorado from Los Angeles-NL, April 18; claimed by Cincinnati from Colorado, May 21; traded to Colorado from Cincinnati for cash considerations, July 29.



Ht: 6-2 **Wt:** 216 **B/T:** R/R
Opening Day Age: 30
Born: Aug. 13, 1991 in Rosenberg, Texas
Major League Service: 7.003
Contract: Through 2023
Obtained: Acquired from Toronto along with cash considerations on March 25, 2022 in exchange for OF Raimel Tapia and INF Adrian Pinto.
Stats: *Baseball Reference / MLB.com*

15 | RANDAL GRICHUK OUTFIELDER

GRICHUK

CAREER HIGHLIGHTS

- 2022 is his first season with Colorado ... Rockies are his fourth organization.
- In 883 career games for St. Louis (2014-17) and Toronto (2019-21), has slashed .245/.293/.473 with 156 home runs and 439 RBI.
- Has hit 20-plus home runs in each of his last five seasons, excluding the shortened 2020 campaign, with a career-best 31 homers in 2019.
- Has compiled a career 10.5 WAR and 13 DRS (defensive run saved).
- Named a 2012 and 2013 Organization All-Star for the Angels and selected as a 2013 Texas League Mid-Season All-Star.
- Drafted 24th overall in the 2009 MLB First-Year Player Draft by the Angels, one selection ahead of Mike Trout.

MAJOR LEAGUE DEBUT

4/28/14, STL vs. MIL

FIRST ML HIT

6/29/14, STL vs. MIL (1B, K. Lohse)

FIRST ML HOME RUN

6/7/14, STL vs. TOR (M. Buehrle)

2021: Set a career high in RBI with 81 while slashing .241/.281/.423 to go along with 22 home runs for Toronto ... did not commit an error in 134 games played, appearing in 97 games in center field and 70 games in right.

- From April through July 6 (82 games), hit .266 (84-for-316) with 16 home runs and 56 RBI ... from July 7 through the end of the campaign (67 games), batted .200 (39-for-195) with six home runs and 25 RBI.
- Hit .260 (68-for-262) on the road and .221 (55-for-249) at home.
- Put together a career-long 12 game hitting streak from Sept. 21, 2020-April 6, 2021, batting .429 (18-for-42) with a double, four homers and 12 RBI over that stretch (1.227 OPS).
- Drove in the go-ahead run with a double in the 10th inning of a 3-2 Opening Day win on April 1 at New York-AL.
- Plated the winning run in the 10th on May 1 vs. Atlanta, a bases-loaded RBI single for his fourth career walk-off hit, and second as a Blue Jay.
- 10 May doubles were tied for the third-most in the Majors while his 22 RBI in the month were tied for the sixth-most in the AL, eighth in the Majors.
- Launched his 10th and 11th homers of the year on June 2 vs. Miami, his first multi-homer game of the season and 10th of his career.
- On July 6 at Baltimore, homered in consecutive games for the 22nd time in his career and third time in 2021 ... marked his 21st career home run vs. the Orioles, his most against any team.
- Set a career high with his 81st RBI on Sept. 13 vs. Tampa Bay (80 RBI in 2019).

2020: Hit 12 home runs through 55 games, the eighth-most among AL outfielders ... also knocked in the fifth-most runs with 35 RBI.

- Batted .328 (20-for-61) with a .950 OPS vs. left-handed pitchers, including four doubles and four home runs.
- Hit his first home run of 2020 on Aug. 14 vs. Tampa Bay, ending a career-long streak of 11 singles without an extra-base hit.
- Recorded multiple hits in a career-best five consecutive games from Aug. 15-19.
- Drove in a season-high four runs on Aug. 17 at Baltimore ... along with Cavan Biggio, became the seventh duo since 1920 (when RBI became a stat) to bat in the top two spots of the order and drive in all seven-plus runs for a team.
- Homered in four consecutive games, totally five home runs, Aug. 16-19, tied for the longest home run streak of his career (also: July 21-24, 2017).
- Registered his 10th home run on Sept. 21 vs. New York-AL, ending a career-long 22-game homerless drought.

(GRICHUK, continued)

2019: Set career highs in games (151), runs (75), hits (136), home runs (31), walks (35), and strikeouts (163) ... led the Blue Jays in games played, runs, hits, doubles (29), triples (5), home runs, and RBI (80).

- Signed a five-year contract extension (through 2023) worth \$52 million on April 2.
- Nominated for the Hank Aaron Award as the Blue Jays' top hitter ... was also Toronto's 2019 Roberto Clemente Award nominee.
- On April 16 at Minnesota, drew three walks in a game for the second time in his career.
- Belted a 469-foot home run on May 31 at Colorado, the longest by a Blue Jay in 2019.
- Tied a career high with a four-hit game on July 1 vs. Kansas City ... reached the 500-hit mark for his career.
- Singled, tripled and homered in the same game for the first time in his career on July 29 vs. Kansas City.
- Notched his 20th home run on Aug. 9 vs. New York-AL, reaching the 20 home run mark for the fourth straight season.
- Belted his 22nd homer of the campaign on Aug. 13 vs. Texas ... marked his 300th career RBI.
- Followed a Vladimir Guerrero Jr. home run with his own on Aug. 16 vs. Seattle, helping Toronto set a franchise-record with its 12th set of back-to-back homers of the season (11 in 1999).
- Recorded his eighth career multi-home run game and his third of the season on Sept. 15 vs. New York-AL ... gave him eight homers vs. the Yankees, the most by any player in 2019 ... became the 20th player all-time with eight home runs against the Yankees in a single season.
- Belted his second career grand slam with two out in the ninth inning to give the Blue Jays a 10-9 lead on Sept. 18 at Baltimore ... became the fifth player in club history with a slam in the ninth inning or later when down three runs.
- Put together a then-career-long 11-game hitting streak from Sept. 6-19 ... hit .283 (13-for-46) with four doubles, a triple and six home runs over that span ... the streak was tied with Bo Bichette for the longest by a Blue Jay in 2019.

2018: Set a then-career high with 25 home runs, typing Justin Smoak for the Toronto team lead ... also set a career best with 32 doubles ... his 55.8 extra-base hit percentage ranked third-highest among all qualified batters.

- Tied for second in the American League with 36 extra-base hits after the All-Star break (21 doubles, one triple, 14 home runs).
- Went 36-for-119 (.303) with 13 doubles, a triple, nine home runs and 18 RBI over his last 34 games.
- Hit a 471-foot home run on June 25 at Houston, the longest by a Blue Jay in 2018.
- Had each of his 10 hits go for extra-bases (five doubles, a triple, four home runs) from Sept. 15-28, one shy of a Blue Jays franchise record (José Cruz Jr. - 11 straight extra-base hits in 2000).
- Slashed .324/.351/.479 in 21 games batting in the lead off spot.

2017: Fifty of his 98 hits (51%) went for extra-bases ... ranked second among Cardinals behind Matt Carpenter (194) with 153 extra-base hits from 2015-17.

- Tied for second in the American League with 36 extra-base hits after the All-Star break (21 doubles, one triple, 14 home runs).
- Hit six home runs against the Cubs, the most by any opposing player vs. Chicago-NL ... went 16-for-45 (.356) in 14 games vs. the Cubs with two doubles, a triple and six homers for an OPS of 1.240.
- Recorded his second career walk-off hit with an RBI single off Mike Montgomery in an Opening Day win on April 2 vs. the Cubs.
- Stole two bases on May 6 at Atlanta for his first career multi-steal game.
- Posted a season-high five RBI on June 29 at Arizona, one shy of his career best (July 18, 2015 vs. New York-NL).
- Landed on the disabled list with a lower back strain, July 10-20.
- Homered in four straight games from July 21-24, matching Dexter Fowler for the longest streak by a Cardinal in 2017.
- Recorded his first four-hit game on July 26 vs. Colorado (4-for-5, one run scored).

2016: Slashed .240/.289/.480 with 24 home runs and 68 RBI in 132 games for St. Louis ... played 115 games in center field, four in left field and three in right field.

- Was 6-for-14 (.429) with a home run as a pinch-hitter, including a pinch-hit homer on Aug. 11 at Chicago-NL, in his first game back after a recall from Triple-A Memphis.
- Homered in consecutive games three times during the 2016 season (April 14-15, July 10-15, Aug. 23-24).
- Hit his first career walk-off home run on May 23 vs. Chicago-NL (off Adam Warren).
- Hit a grand slam on his 25th birthday on Aug. 13, 2016 at Chicago-NL ... became the fifth Cardinal to hit a grand slam on his birthday, joining Colby Rasmus (2010), Todd Zeile (1993), Ted Simmons (1974) and Julian Javier (1961).
- His seven home runs in August were a career best and his 15 extra-base hits that month were tied for eighth in the NL.
- Hit 10 homers over 23 games from Aug. 11-Sept. 6, tied for fourth in MLB over that period ... his 20 extra-base hits ranked second (Brian Dozier - 24) ... had eight consecutive hits for extra bases from Aug. 11-19 (four 2B, one 3B, three HR).
- Led the Cardinals with 14 extra-base hits, nine doubles and 18 RBI in Sept./Oct.

(GRICHUK, continued)

2015: Among NL rookies, ranked second in extra-base hits (47), tied for first in triples (seven) while ranking fourth in home runs (17) and was sixth in doubles (23).

- Seven triples ranked tied for fifth in the NL and were the most by a Cardinal since Matt Carpenter had seven in 2013.
- Had his first career multi-HR game on June 20 at Philadelphia.
- Went 3-for-3 with two home runs and a career-high six RBI on July 18 vs. New York-NL, reaching in all five plate appearances (HBP, BB).
- Homered for the game-winning RBI in the 13th inning on Aug. 5 at Cincinnati, the first extra-inning blast of his career.
- Hit a 451-foot home run in a pinch-hit at-bat on Sept. 8, his second career pinch-hit home run.
- Named to the 2015 Topps MLB All-Star Rookie Team as an outfielder and shared St. Louis BBWAA Rookie of the Year honors with Stephen Piscotty.

2014: Recalled to St. Louis on April 28 and made his Major League debut that night vs. Milwaukee, coming off the bench and playing both right field and center field (0-for-2) ... picked up his first Major League hit with a single off Kyle Lohse a day later.

- Collected his first RBI with a triple on May 4, 2014 at Chicago-NL.
- Hit his first home run off Mark Buerhle on June 7, 2014 at Toronto.
- Slugged .435 vs. left-handed pitchers, including all three of his home runs.
- Served three stints with St. Louis, spending the balance of the season with Triple-A Memphis.
- Was recalled for the final time of the season on Aug. 26 and batted .318 (21-for-66) in the remaining 28 games with an OPS of .823 ... went 6-for-18 (.333) as a pinch-hitter and had five hits in his first six pinch-hit at-bats.
- Had an RBI in three consecutive games (Sept. 18-20) which included home runs in back-to-back games vs. Cincinnati on Sept. 19 and 20 ... his home run on Sept. 20 was his first career pinch-hit homer, a 448-foot solo shot.
- Started each of the Cardinals' nine postseason games in right field ... batted .171 (6-for-35) with two homers and three RBI, hitting safely in six games.
- Homered off Clayton Kershaw in his first postseason plate appearance at Dodger Stadium in Game 1 of the 2014 NLDS ... became the sixth Cardinals player to homer in his first postseason game, the second Cardinals rookie to homer in his first postseason plate appearance (George Watkins, Game Two of the 1930 World Series vs. PHI) and the third Cardinals rookie to homer in his first game, joining Watkins and Mike Shannon (Game One of the 1964 WS vs. NYY).
- Hit a game-tying home run in Game 3 of the 2014 NLCS at San Francisco off Tim Hudson in the seventh inning, the first of his career vs. a right-handed pitcher.
- Rated as the No. 4 prospect in the Cardinals organization by *Baseball America* after the season ... was also listed as the "Best Athlete" and "Best Power Hitter" in the Cardinals' organization by *Baseball America's* "Best Tools" survey.

2013: Played exclusively for Double-A Arkansas ... was one of only two players in Minor League Baseball with at least 20 doubles, eight triples, and 20 home runs (Scott Schebler).

- Led the Texas League in runs scored (85) and extra-base hits (57) while ranking second in total bases (237).
- Slashed .294/.337/.627 with 15 home runs and 31 RBI.
- Earned a 2013 MiLB Gold Glove Award.

2012: Selected as an MiLB.com Organizational All-Star for 2012 ... ranked as the Angels' No. 6 prospect by Baseball America.

- Played in 135 games, all with High-A Inland Empire, slashing .298/.335/.488 with 30 doubles, nine triples, 18 home runs, 71 RBI and 16 stolen bases.
- Tied for second in the league in at-bats (537), second in hits (160), second in total bases (262) and tied for fourth in triples (nine) ... led Inland Empire in runs (85), hits and triples.
- After the 2012 season, played for Scottsdale in the Arizona Fall League where he hit .228 (13-for-57) over 16 games.

2011: Split the season between three levels in the Cardinals organization (Rookie Level, Single-A and High-A), combining to slash .256/.292/.432 in 52 total games.

- Suffered a broken knee cap from a foul ball during Spring Training, putting him on the disabled list until July 10.

2010: Suffered injuries stemming from a torn ligament and a broken left wrist while diving for a ball, limiting him to 64 games in 2010.

- Hit 11 home runs and 46 RBI on the season while slashing .299/.335/.566 between the AZL Angels and Single-A Cedar Rapids.

2009: Played in 53 games for the AZL Angels in his first season of professional baseball in 2009 ... led the league in hits (76), triples (10) and at-bats (236) while ranking second in RBI (53), extra-base hits (30) and total bases (130).

(GRICHUK, continued)

BACKGROUND / PERSONAL:

- Randal Alexander Grichuk ... married to Victoria.
- Played in the Little League World Series in 2003 and 2004 for Lamar (Texas) ... batted .632 (12-for-19) with four homers and 11 RBI in his 12-year-old season at the LLWS, helping Lamar to a third-place finish.
- Played for Team USA in the 2007 World Youth Baseball Championship in Venezuela, hitting three home runs en route to the Gold Medal.
- Played high school baseball at Lamar Consolidated High School in Rosenberg, Tex. ... hit .613 with a nation-leading 21 home runs to go with 46 RBI in 28 games in his senior year ... combined for 38 home runs over his junior and senior seasons ... signed a letter of intent with the University of Arizona.
- Selected ahead of Mike Trout in back-to-back Los Angeles Angels picks (24th and 25th overall) in the 2009 draft.



@RGRICH15



@RGRICH15

GRICHUK

2021	HIGHS AND LOWS	CAREER
3, 6x, last: Sept. 13 vs. TB	Hits	4, 5x, last: Aug. 4, 2019 at BAL
2, June 2 vs. MIA	Home Runs	2, 9x, last: Aug. 19, 2020 at BAL
5, May 6 at OAK	RBI	6, July 18, 2015 vs. NYM
9, May 22-30	Hit Streak	11, Sept. 6-16, 2019
3, 2x, last Aug. 6 vs. BOS	Runs	4, Sept. 20, 2016 at COL
2, May 28 at CLE	Doubles	2, 15x, last: May 28, 2021 at CLE
1, June 25 vs. BAL	Triples	1, 21x, last: June 25/2021 vs. BAL
8, June 21 vs. BAL	Total Bases	10, 3x, last: April 3, 2019 vs. MIA
2, 2x, last: Sept. 11 at BAL	Walks	3, 2x, last: April 16, 2019 at MIN
4, April 18 at KC	Strikeouts	5, May 18, 2015 at NYM
None	Stolen Bases	2, May 6, 2017 at AT

GRICHUK'S CAREER TRANSACTIONS

- 2009: Selected in the first round (24th overall) by the Los Angeles Angels of Anaheim in the First-Year Player Draft.
- 2013: Acquired by St. Louis along with OF Peter Bourjos in exchange for INF David Freese and RHP Fernando Salas, Nov. 22.
- 2015: Placed on the 15-day disabled list (lower back strain), April 17; reinstated, May 16 ... placed on 15-day DL (right elbow strain), Aug. 17; reinstated Sept. 6.
- 2017: Placed on 10-day disabled list (lower back strain), July 14; activated from 15-day DL, July 21.
- 2018: Acquired by Toronto in exchange for RHP Dominic Leone and RHP Conner Greene, Jan. 19 ... placed on 10-day disabled list (right knee sprain), April 30; reinstated, June 1.
- 2022: Acquired by Colorado along with cash considerations for OF Raimel Tapia and INF Adrian Pinto, March 24.



Ht: 6-2 **Wt:** 210 **B/T:** R/R
Opening Day Age: 28
Born: Oct. 11, 1993 in Portland, Ore.
Major League Service: 0.000
Contract: Through 2022
Obtained: Selected from Milwaukee in the Minor League phase of the 2019 Rule 5 Draft.
Stats: *Baseball Reference / MLB.com*

81 | NATE GRIEP NON-ROSTER INVITEE RIGHT-HANDED PITCHER

GRIEP

CAREER HIGHLIGHTS

- Career Minor League record of 16-7 with a 2.95 ERA (278.0 IP, 91 ER) in 228 appearances (six starts).
- Appeared at three levels in the Rockies organization in 2021, finishing with a 0.72 ERA (25.0 IP, 2 ER) in 25 appearances.
- Named an MiLB.com Organization All-Star with Milwaukee Brewers in 2017 and 2019.
- Named a *Baseball America* All-Star and Post-Season All-Star as a member of High-A Carolina in 2017.
- Originally selected by Milwaukee in the eighth round of the 2015 First-Year Player Draft.

2021: Made 25 total appearances across three levels in his first full season in the Rockies system, finishing the year with Triple-A Albuquerque.

- Went 2-0 with 1.00 ERA (9.0 IP, 1 ER), one walk and 10 strikeouts with Triple-A Albuquerque.
- Promoted to Double-A Hartford in July after making three appearances with the ACL Rockies and went 1-0 with a 0.69 ERA (13.0 IP, 1 ER), four walks and 13 strikeouts in 13 appearances with the Yard Goats.

2020: Did not pitch due to the COVID-19 pandemic.

2019: Named an MiLB.com Organization All-Star after going 6-1 with 22 saves and a 1.98 ERA (54.2 IP, 12 ER) in 43 appearances with Double-A Biloxi in the Brewers organization.

- Also made one scoreless appearance with Triple-A San Antonio on July 7 before returning to Biloxi.
- Played with Tigres Del Licey in the Dominican Winter League, posting a 2.61 ERA (10.1 IP, 3 ER) in 10 appearances.
- Selected by the Rockies in the first round of the Minor League phase of the Rule 5 Draft on Dec. 12.

2018: Led the Southern League in appearances (51), saves (34) and games finished (46) with Double-A Biloxi.

- Went 2-1 with a 3.34 ERA (56.2 IP, 21 ER), converting 34 of 37 save opportunities.

2017: Named a Mid-Season & Post-Season All-Star and a *Baseball America* High-A All-Star after leading the Carolina League with 30 saves.

- In the second half of the season, converted 14 out 15 save opportunities with a 2.99 ERA (21.1 IP, 7 ER).

2016: Led the Low-A Midwest League with 49 relief appearances, 23 saves and 39 games finished.

- Went 2-2 with a 2.05 ERA (57.0 IP, 13 ER) down the stretch as Low-A Wisconsin's primary closer.

2015: Made his professional debut with Rookie Level Helena, splitting time as a starter and reliever.

- Went 0-1 with a 5.06 ERA (16.0 IP, 9 ER) in five starts, 0-1 with a 10.70 ERA (17.2 IP, 21 ER) in nine relief appearances.

2015: Made his professional debut with Rookie Level Helena, splitting time as a starter and reliever.

- Went 0-1 with a 5.06 ERA (16.0 IP, 9 ER) in five starts, 0-1 with a 10.70 ERA (17.2 IP, 21 ER) in nine relief appearances.

BACKGROUND / PERSONAL

- Nathan Kendall Griep ... son of Kendall and Cindy ... has two siblings: Maddy and Kohle.
- Enjoys fishing, golfing and spoiling his dog Waffle.
- Graduated from Millard West High School in Omaha, Ne. before attending Kansas State University.
- Was an All-Academic and Second-Team All-Big 12 honoree in 2015.
- Led the team in strikeouts, wins, ERA, complete games, and innings pitched in 2015.
- Finished the 2015 regular season with 16 straight scoreless innings as a starter.

(GRIEP, continued)



@GRIMGRIEPER



@GRIMGRIEPER

GRIEP'S CAREER TRANSACTIONS

- 2015: Selected by the Milwaukee Brewers in the eighth round of the First-Year Player Draft.
- 2019: Selected by Colorado from Milwaukee in the first round of the Minor League phase of the First-Year Player Draft, Dec. 12.



Ht: 6-3 **Wt:** 202 **B/T:** R/R
Opening Day Age: 27
Born: July 12, 1994 in Fort Collins, Colo.
Major League Service: 0.143
Contract: Through 2022
Obtained: Signed by Colorado to a Minor League contract, Nov. 30, 2021
Stats: Baseball Reference / MLB.com

62 | JD HAMMER

NON-ROSTER INVITEE
 RIGHT-HANDED PITCHER

HAMMER

CAREER HIGHLIGHTS

- Colorado native and Fort Collins High School graduate spending his first Major League Spring Training with the Rockies.
- Made his Major League debut on May 26, 2019 with Philadelphia against Milwaukee and retired Christian Yelich, Ryan Braun and Mike Moustakas in order.
- In 2017, named a South Atlantic League Mid-season All-Star and an Arizona Fall League Rising Star.
- Originally selected by the Rockies in the 24th round of the 2016 First-Year Player Draft.

MAJOR LEAGUE DEBUT

5/26/19 w/ PHI vs. MIL

FIRST ML WIN

6/27/19 w/ PHI vs. NYM

2021: Had his contract selected by Philadelphia on July 10 and totaled a 4.95 ERA (20.0 IP, 11 ER) through 20 games in his first Major League action since 2019.

- Did not allow an earned run through his first seven games with the Phillies (8.0 IP).
- Posted a 2.75 ERA (19.2 IP, 6 ER) before allowing five earned runs through 0.1 innings in his final appearance of the season with Philadelphia.
- Spent the balance of the season with Triple-A Lehigh Valley, going 2-0 with a 3.80 ERA (23.2 IP, 10 ER), 13 walks and 36 strikeouts.
- Posted a 1.74 ERA (20.2 IP, 4 ER) through his first 17 games with the IronPigs prior to his promotion ... optioned on Sept. 17 and allowed six earned runs through three innings through his final three games.
- On the injured list July 20-27.

2020: Did not play due to the COVID-19 pandemic.

- Spent the season at the Phillies' alternate training site in Lehigh Valley.

2019: Began the season with Double-A Reading and went on to make his Major League debut with the Phillies on May 26.

- Promoted from Reading to Triple-A Lehigh Valley on May 21 ... appeared in one game for the IronPigs, tossing three perfect innings on May 22 against Syracuse ... had his contract selected by the Phillies on May 25.
- Made his Major League debut on May 26, 2019 at Philadelphia and retired Christian Yelich, Ryan Braun and Mike Moustakas in order.
- Spun a perfect three frames through his first three Major League games with five strikeouts.
- Held opponents to a .217 (15-for-169) batting average.
- Optioned to Lehigh Valley on July 20.
- Combined to go 3-2 with a 6.50 ERA (36.0 IP, 26 ER) through 30 Minor League games.

2018: Non-Roster invitee to Phillies Spring Training for the first time.

- Began the season on the injured list with a right elbow strain ... reinstated and assigned to High-A Clearwater on June 5.
- On the IL for the second with right elbow inflammation June 19-Aug. 17, including rehab assignments in the Gulf Coast League.
- Finished his season with no earned runs allowed through six frames (six games) with Clearwater following his return from injury.

2017: Traded from the Rockies to the Phillies on July 26 ... combined to go 6-2 with 13 saves and a 1.87 ERA (57.2 IP, 12 ER) between three teams and two levels.

- Selected as a South Atlantic League All-Star after going 4-1 with seven saves, a 1.20 ERA (30.0 IP, 4 ER), 17 hits, five walks and 47 strikeouts for High-A Asheville through the first half of the season.

(HAMMER, continued)

- Following the trade, went 2-0 with a 0.57 ERA (15.2 IP, 1 ER), eight hits, two walks and 20 strikeouts through 12 games with High-A Clearwater.
- Did not allow a run through seven games (8.1 IP) with Glendale in the Arizona Fall League ... allowed two hits, walked three and struck out seven ... named an AFL Rising Star.

2016: Made his professional debut with Rookie Level Grand Junction, going 0-2 with a 3.92 ERA (43.2 IP, 19 ER), 11 walks and 52 strikeouts in 27 games.

- Tied for the Pioneer League lead in appearances and was 13th in strikeouts.

BACKGROUND / PERSONAL

- John Dale Hammer ... son of Jason and Sindi ... has three younger siblings: Garrett, Kalen and Brenli.
- Father played collegiate baseball.
- Married to Brittanie Fowler.
- Graduated from Fort Collins High School (Colo.) ... attended Navarro Junior College (Texas) and Marshall University (W.Va.).
- Named JuCo All-American and selected to play in the Texas Junior College All-Star Game.
- Enjoys hunting, fishing and playing video games.



@JDHAMMER11



@JOHNDALE_HAMMER

2021**HIGHS AND LOWS****CAREER**

2.1, Aug. 7 vs. NYM.....	Most IP	2.1, Aug. 7, 2021 vs. NYM
39, Aug. 7 vs. NYM.....	Pitches	39, Aug. 7, 2021 vs. NYM
5, Sept. 16 vs. CHC.....	Runs	5, Sept. 16, 2021 vs. CHC
5, Sept. 16 vs. CHC.....	ER	5, Sept. 16, 2021 vs. CHC
4, Sept. 16 vs. CHC.....	Hits	4, Sept. 16, 2021 vs. CHC
1, 3x, last Sept. 16 vs. CHC.....	HRs	1, 5x, last Sept. 16, 2021 vs. CHC
2, 2x, last Sept. 14 vs. CHC.....	Walks	2, 4x, last Sept. 14, 2021 vs. CHC
4, Aug. 17 at ARI.....	Strikeouts	4, Aug. 17, 2021 at ARI

HAMMER'S CAREER TRANSACTIONS

- 2016: Selected by Colorado in the 24th round of the First-Year Player Draft (signed by Ed Santana).
- 2017: Acquired by Philadelphia from Colorado, along with RHP Alejandro Requena and INF Jose Gomez, in exchange for RHP Pat Neshek, July 26.
- 2018: Placed on 7-day injured list, June 21; reinstated from the 7-day IL, Aug. 21.
- 2019: Added to Philadelphia's 40-man roster, May 25.
- 2020: Designated for assignment by Philadelphia, Feb 5 ... added to Philadelphia's 40-man roster, July 10.
- 2021: Signed by the Rockies as a Minor League free agent, Nov. 30.



Ht: 5-11 Wt: 196 B/T: R/R

Opening Day Age: 27

Born: Oct. 10, 1994 in Reno, Nev.

Major League Service: 3.030

Contract: Through 2022

Obtained: Selected in the third round of the 2016 First-Year Player Draft

Stats: *Baseball Reference / MLB.com*

1 | GARRETT HAMPSON

 INFILDER/OUTFIELDER

HAMPSON

CAREER HIGHLIGHTS

- In 2021, finished fifth in the NL in triples (six) and tied for 10th in stolen bases with a career-high 17 ... tied for first in the Majors with seven bunt hits and set a Rockies franchise record with 21 infield hits.
- In parts of four seasons with the Rockies, has started 108 games in center field, 97 games at second base, 19 games at shortstop, seven games in left field and one game at third base.
- His 21 career bunt hits are tied for the sixth-most all time among Rockies.
- On Sept. 12, 2021 against Philadelphia, hit a pair of home runs on 0-2 counts, the second Rockies player in franchise history to record two home runs on 0-2 counts in the same game (also: Jayhawk Owens, 1995).
- In 2019, became the sixth Rockies rookie to record at least 10 stolen bases in a season, the first since Eric Young Jr. in 2010.
- Is the first player in Rockies history to hit as many as nine of his first 10 career home runs on the road.
- Made his Major League debut at Arizona on July 21, 2018 ... recorded his first hit, an RBI double in the fifth.
- In 2017, was named an MiLB.com Organization All-Star, a High-A California League Post-Season All-Star and a California League Mid-Season All-Star.
- In 2016, was named a Mid-Season and Post-Season All-Star in the Short-Season Northwest League, and was named a *Baseball America* Short-Season All-Star.

MAJOR LEAGUE DEBUT

7/21/18 at ARI

FIRST ML HIT

7/21/18 at ARI (2B, Zack Godley)

FIRST ML HOME RUN

4/16/19 at SD (Adam Warren)

2021: Finished fifth in the NL in triples (six), tied for 10th in stolen bases (17, a career high) and tied for second in caught stealings (seven) ... tied for first in the Majors in bunt hits (seven) and tied for fifth in the NL in infield hits (21, a franchise record).

- Started 74 games in center field, 30 games at second base, two games at shortstop and one game at third base ... first professional start at third on Aug. 7.
- Hit .247 in April, .202 in May, .338 in June, .176 in July, .242 in August and .229 in September.
- Slashed .271/.335/.479 vs. lefties and .217/.267/.333 vs. right-handers357/.416/.629 vs. left-handers at Coors Field.
- Logged his third career multi-home run game and collected a career-high five RBI in the Rockies' 5-4 win at Philadelphia on Sept. 12 ... both home runs came on 0-2 counts, the second Rockies player in franchise history to record two home runs on 0-2 counts in the same game (also: Jayhawk Owens, 1995).
- Went 5-for-24 (.208) with one double, one triple and two home runs as a pinch-hitter ... first two career pinch-hit home runs: April 27 at San Francisco (T9) and Aug. 21 vs. Arizona (B8).
- Career-high three stolen bases April 7, the first Rockie to steal three bases in a game since Trevor Story on April 16, 2019 vs. San Diego.
- Stole 14 bases through 93 games April 1-July 27 ... three stolen bases through 53 games July 28-Oct. 3.
- Finished a double shy of the cycle May 14 vs. Cincinnati, going 3-for-4 with one RBI, one walk and one strikeout.
- Homered in back-to-back games May 13-14 and Aug. 20-21, the third and fourth instances of his career.
- Career-high tying four hits on June 3 vs. Texas and June 30 vs. Pittsburgh.

2020: Made 53 appearances, including 43 starts, in the 60-game season.

- Made 22 starts at second base, 14 in center field, five in left field and two at shortstop.
- Hit safely in 28 of his starts, batting .242 (39-for-161).
- Led the NL and ranked second in the Majors with seven bunt singles (first: Cedric Mullins, nine).
- Recorded a career-high four hits on Aug. 12 vs. Arizona.
- Hit three home runs across a two-game series Sept. 1-2 vs. San Francisco ... the game on Sept. 1 was his second career multi-home run game (also: Sept. 24, 2019 at San Francisco).

(HAMPSON, continued)

- Hit a double and a triple in the eighth inning on Aug. 11 vs. Arizona, making him the first player history double and triple within a single inning.

2019: Made his first career Opening Day roster, playing in 105 games across three stints with the Rockies in his second Major League season.

- Made the Opening Day roster before being optioned to Triple-A Albuquerque on May 12 ... recalled on June 2 and optioned again on June 7 ... recalled for the last time on June 23 and spent the remainder of the season on the active roster.
- Batted .318 (28-for-88) with two doubles, one triple, five home runs, eight RBI and nine stolen bases in 24 games in September ... his nine stolen bases ranked tied for first in the NL in the month ... became the fourth player in franchise history to bat at least .300 with at least five home runs and nine stolen bases in a single month, joining Dante Bichette (June, 1994), Matt Holliday (August, 2008) and Larry Walker (September, 1994).
- Hit four home runs over six games on the final road trip of the season Sept. 20-26, including his first career multi-home run game on Sept. 24 at San Francisco.
- Batted .343 (24-for-70) with five home runs and seven stolen bases over his final 16 games, including recording a career-high three hits four times over that span.
- First career home run on April 16 at San Diego, a solo home run off Adam Warren.
- Hit a walk-off RBI single on Aug. 18 vs. Miami for his first career walk-off RBI.
- Made 40 starts at second base, 20 starts in center field, 10 starts at shortstop and two in left field.

2018: Had his contract purchased from Triple-A Albuquerque on July 21 and made his Major League debut at Arizona, starting at second base that night ... first hit was an RBI double in the fifth inning.

- Appeared in 24 games across three stints with the Rockies in his first Major League season.
- Made his postseason debut in the NLDS, appearing as a pinch-runner in Game 1 of the NLDS ... grounded out in a pinch-hit at-bat in Game 3.
- Began the season with Double-A Hartford before being promoted to Albuquerque on May 17 ... in 110 games between the two stops, batted .311 (138-for-444) with 25 doubles, six triples, 10 home runs, 40 RBI, 51 walks and 36 stolen bases.

2017: Spent the entire season with High-A Lancaster, where he was named a California League Mid-Season and Post-Season All-Star.

- Finished first in the California League in runs (113) and triples (12), tied for first in multi-hit games (55), second in batting average (.326) and stolen bases (51), and third in on-base percentage (.387).
- Batted .321 (9-for-28) in seven postseason games, with five walks and two strikeouts.
- Named California League Player of the Week on Aug. 13 after going 11-for-25 (.440) with one home run, one triple, two doubles and five steals over six games.

2016: In his first professional season, was named a Northwest League Mid-Season and Post-Season All-Star.

- Led the Northwest League in walks, triples and stolen bases, placed third in on-base percentage and fifth in total bases ... his 36 stolen bases tied the Hawks franchise record.
- Named a *Baseball America* Short-Season All-Star after the season.
- Went 3-for-4 with a triple in his first professional game, June 20 vs. Salem-Keizer.

BACKGROUND / PERSONAL

- Garrett Reese Hampson ... son of Chris and Marjie ... has an older brother, Colton.
- Married to Gigi ... the pair reside in Phoenix, Ariz. during the offseason.
- Graduated from Reno High School before attending Long Beach State, where he majored in consumer affairs.
- Played for the USA Collegiate National Team in 2015.
- Enjoys golfing, hunting and playing video games.



@GHAMP2



@GHAMP2

2021	HIGHS AND LOWS	CAREER
4, 2x, last: June 30 vs. PIT	Hits	4, 3x, last: June 30, 2021 vs. PIT
2, Sept. 12 at PHI	Home Runs	2, 3x, last: Sept. 12, 2021 at PHI
5, Sept. 12 at PHI	RBI	5, Sept. 12, 2021 at PHI
6, 2x, last: Sept. 6-14	Hit Streak	9, Sept. 18-28, 2021
3, 2x, last: Aug. 25 at CHC	Runs	3, 5x, last: Aug. 25, 2021 at CHC
2, June 3 vs. TEX	Doubles	2, June 3, 2021 vs. TEX
1, 6x, last: Sept. 14 at ATL	Triples	1, 14x, last: Sept. 14, 2021 at ATL
9, Sept. 12 at PHI	Total Bases	9, 2x, last: Sept. 12, 2021 at PHI
2, 2x, last: Sept. 17 at WSH	Walks	2, 6x, last: Sept. 17, 2021 at WSH
4, 2x, last: July 8 at ARI	Strikeouts	4, 2x, last: July 8, 2021 at ARI
3, April 7 vs. ARI	Stolen Bases	3, April 7, 2021 vs. ARI

(HAMPSON, continued)

HAMPSON'S CAREER TRANSACTIONS

- 2013: Selected by Washington in the 26th round of the First-Year Player Draft, but did not sign.
- 2016: Selected by Colorado in the third round of the First-Year Player Draft (signed by Matt Hattabaugh).

MULTI-HOME RUN GAMES (2)

No.	Date	Opp.	Pitcher(s)
2	9/24/19	at SF	M. Bumgarner / J. Gustave
2	9/1/20	SF	K. Gausman
2	9/12/21	at PHI	A. Nola / Hector Neris

WALK-OFF RBI (1)

Date	Opp.	Pitcher	Play
8/18/19	MIA	Brigham	RBI single

PINCH-HIT HOME RUNS (2)

Date	Opp.	Inning	Pitcher
4/27/21	at SF	9	J. McGee
8/21/21	ARI	8	N. Ramirez



Ht: 6-5 Wt: 236 B/T: L/L

Opening Day Age: 28

Born: Feb. 21, 1994 in Mansfield, Texas

Major League Service: 1.144

Contract: Through 2022

Obtained: Selected in the 15th round of the 2015 First-Year Player Draft

Stats: *Baseball Reference / MLB.com*

22 | SAM HILLIARD OUTFIELDER

HILLIARD

CAREER HIGHLIGHTS

- Made his second-consecutive Opening Day roster in 2021.
- Hit a game-tying solo home run with two outs in the ninth inning on April 6, 2021 vs. Arizona, the third time in franchise history, and second in his career, that a Rockies player hit a game-tying solo home run with two outs in the bottom of the ninth.
- Hit a home run for his first Major League hit in his debut on Aug. 27, 2019 vs. Boston, the eighth player in franchise history to hit a home run in his debut and the ninth to hit one for his first hit.
- Hit home runs in each of his first two Major League starts, joining Jason Bates (1995), Todd Helton (1997) and Trevor Story (2016) as the only players in franchise history to do so.
- Named to a Minor League All-Star team each season 2016-19.

MAJOR LEAGUE DEBUT

8/27/19 vs. BOS

FIRST ML HIT

8/27/19 vs. BOS (HR, Josh Smith)

FIRST ML HOME RUN

8/27/19 vs. BOS (Josh Smith)

2021: Set career highs in games (81), runs (32), RBI (34), home runs (14), walks (23), strikeouts (87) doubles (seven) and stolen bases (five).

- Made the Rockies Opening Day roster for the second-consecutive season before being optioned April 29 ... served two more stints with the Rockies: May 3-5 and July 16 through the end of the season.
- Hit .157 (11-for-70) in 34 games April 2-July 31 ... batted .243 (35-for-144) in 47 games from Aug. 1 through the end of the season ... wrapped the 2021 campaign with a five-game hitting streak (5-for-17, 2B, 2 HR, 6 RBI).
- Swiped five bases without getting caught ... has 10 career stolen bases without getting caught, becoming the second Rockie in history to start his career with 10 or more swiped bags and no caught stealings, joining Josh Rutledge (2012-13, 19 SB).
- Hit four home runs through six games Aug. 1-8, 2021 ... also homered in consecutive games for the third and fourth times of his career, Aug. 1-3 and Oct. 1-2.
- Hit a go-ahead pinch-hit home run in the ninth inning July 23 at Dodger Stadium, his first career go-ahead pinch-hit homer... career-high six pinch hits in 2021 with one triple and two home runs (6-for-20; .300).
- Recorded a career-high four RBI on Aug. 3 against Chicago-NL.

2020: Made his first career Opening Day roster and started in left field on Opening Day.

- Played in 36 games across two stints on the active roster, batting .210 (22-for-105) ... 10 of his 22 hits were for extra bases (two doubles, two triples, six home runs).
- Three of his six home runs in 2020 and five of his 13 career home runs prior to 2021 came at Dodger Stadium ... per the *Elias Sports Bureau*, he is the first visiting player to ever hit five or more home runs at Dodger Stadium as a rookie.
- Recorded a then-career-high tying three RBI Sept. 2 vs. San Francisco (second time, last: Sept. 22, 2019 at Los Angeles-NL).
- Had a career-high four hits Aug. 20 vs. Houston, including his first triple of 2020.

2019: Made his Major League debut on Aug. 27 and went on to appear in 27 games, batting .273 (21-for-77) with 13 runs, four doubles, two triples, seven home runs, 13 RBI and two stolen bases.

- Hit a home run for his first Major League hit on Aug. 27 vs. Boston, a two-run home run off Josh Smith ... became the eighth player in Rockies history to hit a home run in his debut and the ninth to hit a homer as his first Major League hit ... catcher Dom Nuñez also accomplished both feats on Aug. 13, 2019 vs. Arizona.
- Hit his second career home run on Aug. 29 vs. Pittsburgh in his second start ... became the fourth player in franchise history to homer in each of his first two starts, joining Jason Bates (1994), Todd Helton (1997) and Trevor Story (2016).
- Recorded his first career multi-home run game on Sept. 18 vs. New York-NL, the only player in MLB to hit two home runs off of Noah Syndergaard in the same game ... joined Trevor Story, Jeff Baker, Aaron Miles,

(HILLIARD, continued)

Ben Petrick and Derrick Gibson as the only Rockies to record a multi-homer game within their first 20 Major League games.

- Hit two pinch-hit home runs, Sept. 20 at Los Angeles-NL (off Dylan Floro) and Sept. 28 vs. Milwaukee ... homer vs. Milwaukee a game-tying home run off Josh Hader with two outs in the bottom of the ninth inning ... at the time, was the first Rockies player with a game-tying or go-ahead pinch-hit home run in the ninth inning or later since Wilin Rosario on April 8, 2015 at Milwaukee.
- Named to the All-Pacific Coast League Team after batting .262 with 29 doubles, seven triples, 35 home runs and 101 RBI with Triple-A Albuquerque ... his 109 runs scored and 71 extra-base hits were the most in Isotopes history, while his 35 home runs were tied for second.

2018: Named a Mid-Season All-Star in the Eastern League in his first season with Double-A Hartford.

- Appeared in 121 games, the second-most on the club ... batted .262 (114-for-435) with 22 doubles, three triples, nine home runs, 40 RBI and 23 stolen bases ... ranked sixth in the league in stolen bases.
- Appeared in 16 games with the Salt River Rafters in the Arizona Fall League, batting .328 with two doubles, two triples, two home runs, 14 RBI and two stolen bases ... was named to the AFL All-Prospect Team.
- Added to the Rockies' 40-man roster on Nov. 20.

2017: Named a California League Mid-Season All-Star.

- Ranked second in the California League in games played (133) and RBI (92), and third in stolen bases (37).
- One of five players in the Minor Leagues with at least 20 home runs and 30 stolen bases.
- Named the California League Player of the Week for May 1-7.

2016: Named a Low-A South Atlantic League Mid-Season All-Star.

- Tied for the league-lead in RBI (83) with teammate Brian Mundell, and finished in the top-10 in games played (127), runs (71), home runs (17), stolen bases (30), total bases (207) and slugging percentage (.449).

2015: Spent his first professional season with Rookie Level Grand Junction.

- Led the club in triples (eight), RBI (42), slugging percentage (.532) and walks (36).

BACKGROUND / PERSONAL

- Samuel Beauman Hilliard ... has two older brothers, Blake and Max.
- Resides in Westworth Village, Texas, in the offseason with his wife, Katalin.
- Father played football at the University of Texas, and mother was Miss Texas 1984 and runner-up to Miss America.
- Sam and his family support the ALS Therapy Development Institute (ALS TDI) and raise awareness and help fund research through their twitter account: @TeamHilliardALS.
- Attended Mansfield High School in Mansfield, Texas.
- Finished his collegiate career at Wichita State after playing at Navarro College (Texas) in 2013 and Crowder College (Mo.) in 2014 ... studied business management.

 @SAMHILLIARD25  @SENORSAMUELSON

2021	HIGHS AND LOWS	CAREER
3, 3x, last Sept. 23 vs. LAD	Hits	4, Aug. 20, 2020 vs. HOU
1, 14x, last: Oct. 2 at ARI	Home Runs	2, Sept. 18, 2019 vs. NYM
4, Aug. 3 vs. CHC	RBI	4, Aug. 3, 2021 vs. CHC
5, Sept. 28-Oct. 3	Hit Streak	5, 3x, last: Sept. 28-Oct. 3, 2021
2, 3x, last: Sept. 17 at WSH	Runs	3, Sept. 27, 2019 vs. MIL
2, Aug. 6 vs. MIA	Doubles	2, 2x, last: Aug. 6, 2021 vs. MIA
1, 2x, Aug. 20 vs. ARI	Triples	1, 6x, last: Aug. 20, 2021 vs. ARI
6, 2x, last: Aug. 3 vs. CHC	Total Bases	8, Sept. 18, 2019 vs. NYM
2, 2x, last: Sept. 28 vs. WSH	Walks	2, 5x, last: Sept. 28, 2021 vs WSH
4, last: Aug. 25 at CHC	Strikeouts	4, 3x, last: Aug. 25, 2021 at CHC
1, 5x, last: Oct. 3 at ARI	Stolen Bases	2, Sept. 29, 2019 vs. MIL

HILLIARD'S CAREER TRANSACTIONS

- 2014: Selected by Minnesota in the 31st round of the First-Year Player Draft, but did not sign.
- 2015: Selected by Colorado in the 15th round of the First-Year Player Draft (signed by Brett Baldwin).

MULTI-HOME RUN GAMES (1)

No.	Date	Opp.	Pitcher(s)
2	9/18/19	NYM	N. Syndergaard

PINCH-HIT HOME RUNS (4)

Date	Opp.	Inning	Pitcher
9/20/19	at LAD	8	D. Floro
9/28/19	MIL	9	J. Hader
7/23/21	at LAD	9	D. Nuñez
7/27/21	at LAA	4	A. Wantz



Ht: 6-1 **Wt:** 204 **B/T:** L/R
Opening Day Age: 27
Born: May 25, 1994 in San Diego, Calif.
Major League Service: 0.000
Contract: Through 2022
Obtained: Signed as a Minor League free agent on Dec. 15, 2021
Stats: *Baseball Reference / MLB.com*

78 | KYLE HOLDER NON-ROSTER INVITEE INFIELDER

CAREER HIGHLIGHTS

- Through 624 Minor League games through seven seasons, has slashed .271/.328/.360.
- Named a 2019 Organizational All-Star for New York-AL by MLB.com.
- Was named the “Best Defensive Shortstop” in the South Atlantic League by *Baseball America* in 2016.
- Originally drafted in the first round (30th overall) by New York-AL in the 2015 MLB First-Year Player Draft.

HOLDER

2021: Spent the entire season with Triple-A Scranton/Wilkes-Barre, slashing .216/.295/.276 with one home run, 23 RBI and two stolen bases in 78 games.

- Started 44 games at shortstop, 28 games at second base, eight at third base and appeared in one in left field as a reserve, the only three innings of his professional career in the outfield.
- Slashed .288/.393/.370 with 10 RBI in 24 games during July.
- Selected by Philadelphia in the Rule 5 Draft before being traded to Cincinnati for cash ... attended Spring Training as a non-roster invitee with the Reds ... returned back to New York-AL, March 30.

2020: Did not play due to the cancellation of the Minor League Season.

2019: Played 112 games at Double-A Trenton, hitting .265 (109-for-412) with 48 runs scored, 25 doubles, three triples, nine HR and 40 RBI.

- Set a career-high in doubles, home runs and extra-base hits (37).
- Named an MiLB.com Organization All-Star for the New York Yankees.

2018: Was limited to 48 games between Double-A Trenton, High-A Tampa and Low-A Charleston, hitting .257 (47-for-183) with 18 runs scored, six doubles, a triple, three home runs and 22 RBI.

- Began the season on the Minor League injured list ... appeared in 16 rehab games between High-A Tampa and Single-A Charleston before he was activated by Double-A Trenton on July 4.
- With Trenton, batted .248 (29-for-117) with 10 runs, four doubles, one triple, one home run and 10 RBI in 32 games ... did not commit an error in 132 total chances overall.

2017: Hit .271 (110-for-406) with four home runs and 44 RBI in 104 games with Single-A Tampa.

- Struck out only 62 times in 442 plate appearances, the fourth-lowest PA/K ratio (7.13) in the Florida State League.
- Following the season, batted .333 (15-for-45) with a home run and six RBI in 11 games for the Scottsdale Scorpions of the Arizona Fall League.

2016: Spent the entire season with Low-A Charleston, batting .290/.323/.347 (102-for-352) with a home run, 18 RBI and eight stolen bases in 88 games.

- Made 55 starts at shortstop and 24 starts at second base, committing just nine errors in 346 total chances (.974).
- Was named the “Best Defensive Shortstop” in the South Atlantic League by *Baseball America*.

2015: Made his professional debut with Short-Season Staten Island, batting .213 (48-for-225) in 56 games.

- Was ranked by *Baseball America* as the No. 18 prospect in the New York-Penn League following the 2015 season.

BACKGROUND / PERSONAL

- Kyle Patrick Holder.
- Played one season (2013) at Grossmont College (Calif.) before transferring to the University of San Diego for two seasons (2014-15).

(HOLDER, continued)

- As a junior in 2015, was named West Coast Conference Player of the Year and a Third-Team All-American by D1baseball.com after batting .348 (78-for-224) in 55 games.
- Appeared on the Golden Spikes Award watch list and was a semifinalist for the Brooks Wallace Award, which honors the best collegiate shortstop.
- Graduated in 2012 from University City High School (Calif.), where he lettered in both baseball and basketball.

HOLDER'S CAREER TRANSACTIONS

- 2015: Selected in the first round (30th overall) of the First-Year Player Draft by New York-AL.
- 2016: Placed on 7-day disabled list, April 20; activated from 7-day DL, April 30; placed on 7-day DL, July 14; activated from 7-day DL, Aug. 7.
- 2017: Placed on 7-day DL, April 29; activated from DL, May 6; placed on 7-day DL, June 26; activated from 7-day DL, July 12.
- 2018: Placed on temporary inactive list, June 5; activated from TIL, June 22; placed on 7-day DL Aug. 6; activated from 7-day DL, Aug. 25.
- 2020: Selected by Philadelphia from New York-AL in the Rule 5 Draft; Dec. 10.
- 2021: Traded to Cincinnati from Philadelphia for cash considerations, Jan. 30; returned to New York-AL, March 30 ... signed as a Minor League free agent with Colorado, Dec. 15.



Ht: 5-11 Wt: 195 B/T: R/R

Opening Day Age: 32

Born: Jan. 5, 1990 in La Habana, Cuba

Major League Service: 9.036

Contract: Through 2022

Obtained: Signed to a one-year contract on March 12, 2022

Stats: Baseball Reference / MLB.com

11 | JOSÉ IGLESIAS INFIELDER

IGLESIAS

CAREER HIGHLIGHTS

- Enters 2022 with 9.036 years of Major League service time.
- Is a career .277 hitter with 44 home runs and 319 RBI in 978 games over 10 seasons in the Majors with Boston (2011-13, 2021), Detroit (2013-18), Cincinnati (2019), Baltimore (2020) and Los Angeles-AL (2021).
- Was a Rawling's Gold Glove finalist at shortstop with Detroit in 2016.
- Named an American League All-Star as a shortstop in 2015.
- Finished second in the 2013 American League Rookie of the Year Voting next to Tampa Bays' Wil Myers.
- Made his Major League debut with Boston at 19 years old in his third professional season in 2011.

MAJOR LEAGUE DEBUT

5/8/11 w BOS vs. MIN

FIRST ML HIT

9/15/11 w/BOS vs. TB (1B, A. Torres)

FIRST ML HOME RUN

9/20/12 w/BOS vs. SEA (solo, J.P. Howell)

2021: Appeared in 114 games with Los Angeles-AL and 23 games with Boston, combining to slash .271/.309/.391 with 27 doubles, two triples, nine home runs and 48 RBI.

- Had one stint on the injured list May 28-June 5 with a left hamstring strain ... released by the Angels Sept. 3 and signed with Boston Sept. 6.

2020: Set new career marks with Baltimore in average (.373), on-base percentage (.400) and slugging (.556) ... paced the Club in average, doubles(17), OPS (.956) and fWAR (1.6).

- 17 doubles ranked second in the A.L., trailing only Cleveland's Cesar Hernandez (20).
- Paced the Majors with a .476 (30-for-63) average with runners on base and was tied for fifth with a .421 (16-for-38) average with runners in scoring position.
- 8.82 PA/K rate ranked fourth in the A.L. (min. 150 PA), trailing Tommy La Stella (19.00), DJ LeMahieu (10.29) and David Fletcher (9.20).
- Made 22 starts at shortstop and 13 starts as the designated hitter

2019: Named the Reds Opening Day shortstop after being a non-roster invitee to Spring Training.

- As a junior in 2015, was named West Coast Conference Player of the Year and a Third-Team All-American by D1baseball.com after batting .348 (78-for-224) in 55 games.
- Set career-highs in games played (146), hits (145), home runs (11), runs (62), and RBI (59).
- Made a career-high 136 starts at shortstop and posted a .980 fielding percentage.
- Logged 700th career hit Aug. 12th at Washington ... is one of 27 Cuban-born players all time to log at least 700 hits in Majors.
- Ranked sixth in the National League with an average of 7.57 PA/K (530/70).
- Hit his first two career grand slams: May 27 and July 29, both vs. Pittsburgh.

2018: Was the Opening Day shortstop for Detroit for the fourth-straight season.

- Set a new career high with 15 stolen bases ... was one of 13 players in the Majors to log 30 doubles and 15 stolen bases.
- Ranked ninth in the AL with a .333 (32-for-96) average with runners in scoring position.
- Named the Tigers' Player of the Month for June, after slashing .304/.326/.413 (28-for-92).

2017: Set then career-highs in doubles (33), home runs (six), and RBI (54) ... tallied 15 doubles for the third consecutive season.

- Hit .327 (36-for-110) with runners in scoring position.

IGLESIAS, continued)

2016: Named Tigers Player of the Month for June after batting .333 (31-for-93) with eight doubles, two home runs, 17 runs scored, and 10 RBI in 26 games during the month.

- Posted a career-long 64-game errorless streak (snapped May 25 vs. PHI).
- Paced the American League with an average of 10.26 PA/K (513/50).
- Named a Gold Glove finalist at shortstop.

2015: In first full season with Detroit, named an American League All-Star.

- Hit .314 in the first half of the season ... was the highest first-half average by a Tiger shortstop since Carlos Guillen in 2007 (.325).
- Named to the 2015 American League All-Star team as a reserve ... entered the game in the sixth inning, pinch-hitting for Alcides Escobar ... finished the game at shortstop, going 0-for-2 in two plate appearances against Jacob deGrom and Mark Melancon.

2014: Missed the entire season due to bilateral tibial stress fractures.

2013: Appeared in a then-career high 109 games with the Tigers and finished second in the AL Rookie of the Year voting.

- As a junior in 2015, was named West Coast Conference Player of the Year and a Third-Team All-American by D1baseball.com after batting .348 (78-for-224) in 55 games.
- Ranked second among AL rookies with 106 hits and 31 multi-hit games and finished sixth with 39 runs scored.
- Acquired by the Tigers from the Boston Red Sox on July 30th in exchange for OF Avisail Garcia and RHP Brayan Villarreal.
- Combined to go 6-for-26 (.231) with two runs scored and an RBI across 11 postseason games.
- Named the American League Rookie of the Month for June, after batting .395 (34-for-86) with four doubles, two triples, a home run, and 17 runs scored in 25 games during the month.
- Started at shortstop on Opening Day for the Red Sox; went 3-for-5 with a run scored and an RBI.

2012: Spent the majority of the season with Triple-A Pawtucket, slashing .266/.318/.306 with nine doubles, one triple, one home run and 23 RBI in 88 games.

- Appeared in 25 games for the Red Sox over two separate stints (May 1-2 and Aug. 25-end of season) ... made 23 starts at shortstop while with the Red Sox, committing two errors in 100 chances.

2011: After beginning the season with Triple-A Pawtucket, made his Major League debut May 8 vs. Minnesota, entering the game as a defensive replacement at shortstop in the ninth inning.

- Collected his first career hit on Sept. 15 vs. Tampa Bay, a single in the ninth inning off LHP Alex Torres.

2010: Named MVP of the New York-Penn League and a NYPL Mid-Season All-Star.

- Spent the entire season with Short-Season-A Auburn, batting .298 with 11 doubles, a career-high eight triples, two home runs, 44 runs and 41 RBI.
- Led Auburn in hitting, triples, runs and RBI.

BACKGROUND / PERSONAL:

- Jose Antonio Iglesias ... married to Arlene ... three children: two sons, Jose Antonio and Alvaro Jose, and a daughter, Antonella.
- Nickname is "Candelita" ... father's nickname is Candelario, which translates to "candle".
- After defecting from Cuba in 2008, passed his naturalization test June 15, 2018 ... the Tigers formally celebrated the event with an on field ceremony for both he and Leonys Martin on June 25, 2018.



@JOSEIGLESIAS_SS



@JOSEIGLESIAS_SS

2021

HIGHS AND LOWS

CAREER

4, 2x, last July 9 at SEA.....	Hits	4, 9x, last: Sept. 14, 2020 vs. ATL
1, 9x, last: Sept. 13 at SEA.....	Home Runs	1, 44x, last: July 2, 2019 vs. OAK
2, 12x, last: Sept. 22 vs. NYM.....	RBI	4, 7x, last: Sept. 14, 2020 vs. ATL
12, Sept. 12-26.....	Hit Streak	13, Aug. 12-Sept. 8, 2020
3, Aug. 24 at BAL.....	Runs	4, June 2, 2017 vs. CWS
2, July 22 at MIN.....	Doubles	2, 8x, last: Sept. 26, 2020 at TOR
1, 2x, last: Sept. 22 vs. NYM.....	Triples	1, 14x, last: Sept. 22, 2021 vs. NYM
2, 4x, last: Aug. 10 vs. TOR.....	Walks	3, June 6, 2013 vs. TEX
4, June 5 vs. SEA.....	Strikeouts	4, June 5, 2021 vs. SEA
1, 5x, last: Aug. 19 at DET.....	Stolen Bases	2, 2x, last: May 18, 2018 at SEA

(IGLESIAS, continued)

IGLESIAS' CAREER TRANSACTIONS

- 2012: Signed as an international free agent by Boston, Sept. 30.
- 2013: Acquired by the Tigers from the Red Sox in a three-team trade with the White Sox, July 30.
- 2014: Placed on the 60-day disabled list (stress fracture in both shins), March 29; activated from the DL, Oct. 31.
- 2016: Placed on the 15-day disabled list (strained left hamstring), Aug. 11; activated from the DL, Aug. 27.
- 2018: Placed on the 10-day injured list (lower abdominal strain), Aug. 30; transferred to the 60-day IL, Sept. 14; activated from the IL, Oct. 29.
- 2019: Signed to a Minor League contract with Cincinnati, Feb. 23; elected free agency, Oct. 31.
- 2020: Signed a one-year contract with Cincinnati, Jan. 7; placed on the 10-day injured list (left quadriceps strain), Aug. 16; activated from the IL, Aug. 27; acquired by the Angels from the Orioles in exchange for RHP Jean Pinto and RHP Garrett Stallings, Dec. 2.
- 2021: Placed on the 10-day injured list (left hamstring strain), May 28; activated from the IL, June 5; released by Los Angeles-AL, Sept. 3; signed as a free agent with Boston, Sept. 6; elected free agency, Nov. 7.



Ht: 6-0 **Wt:** 205 **B/T:** R/R
Opening Day Age: 29
Born: Aug. 16, 1992 in San Diego, Calif.
Major League Service: 0.136
Contract: Through 2022
Obtained: Signed as a Minor League free agent, Nov. 15, 2020
Stats: *Baseball Reference / MLB.com*

9 | CONNOR JOE INFILDER/OUTFIELDER

JOE

CAREER HIGHLIGHTS

- Seventh professional season ... Rockies are his fourth organization.
- Connected on his first career home run on July 20, 2021 in Seattle.
- Reached base safely in 37 of 43 games as a starter for the Rockies in 2021, slashing .297/.398/.471.
- Made San Francisco's Opening Day roster in 2019 and made his Major League debut starting in left field on Opening Day, March 28 at San Diego.
- Was a Dodgers Organizational All-Star, as well as a Texas League Mid-Season All-Star in 2018.
- In 2016, was a Pirates Organizational All-Star, a Florida State League Mid-Season All-Star and an Arizona Fall League Rising Star.

MAJOR LEAGUE DEBUT

3/28/19 w/ SF at SD

FIRST ML HIT

4/6/19 w/ SF vs. TB (1B, R. Yarbrough)

FIRST ML HOME RUN

7/20/21 at SEA (M. Gonzales)

2021: Appeared in 63 games with the Rockies, hitting .285 (51-for-179) with 23 runs scored, nine doubles, eight home runs, 35 RBI, 26 walks and 41 strikeouts.

- Started 27 games in left field and 13 at first base ... slashed .297/.398/.471 with six home runs and 31 RBI as a starter and .208/.240/.458 as a reserve ... went 3-for-10 with a home run as a pinch-hitter.
- Made his first start and recorded his first hit as a Rockie on May 8 at St. Louis, his second career hit, first since April 6, 2019.
- Slashed .333/.424/.611 at Coors Field and .252/.349/.374 on the road.
- Was 16-for-40 with runners in scoring position, a .400 average that was the third-best mark (min. 20 AB) in the Majors trailing Austin Nola (.467) and Mike Trout (.423)455 (10-for-22) average with RISP and two outs finished as the second-best mark in baseball trailing Fernando Tatis Jr. (.463) and his .377 average (26-for-69) with runners on was third-best (min. 20 AB).
- Slashed .274/.394/.500 with five home runs, 16 RBI and 15 walks from the leadoff spot ... 6.93 PA/BB from the leadoff spot was the second-best rate in the Majors (min. 24 G).

2020: Did not play due to the COVID-19 pandemic.

- Attended Major League Spring Training with the Dodgers and announced on March 18 that he had testicular cancer ... underwent surgery and treatment before signing a Minor League contract with Colorado on Nov. 21 with an invite to Spring Training.

2019: Made San Francisco's Opening Day roster and made his Major League debut as the Opening Day starting left fielder, March 28 at San Diego.

- Was acquired by San Francisco from Cincinnati in exchange for RHP Jordan Johnson on March 21.
- Went 0-for-1 with one walk in his debut ... collected his first career hit on April 6 vs. Tampa Bay, a single vs. Ryan Yarbrough.
- Was designated for assignment on April 8 and was returned to Los Angeles-NL after clearing waivers.

2018: Was an MLB.com Dodgers Organization All-Star and Texas League Mid-Season All-Star.

- Combined to bat .299 (109-for-364) with 69 runs, 26 doubles, three triples, 17 home runs, 55 RBI, 60 walks, 88 strikeouts and three stolen bases across 57 games with Double-A Tulsa and Triple-A Oklahoma City.
- His batting average ranked fifth among all Dodgers Minor Leaguers.
- Was acquired by Cincinnati from Los Angeles-NL in the first round of the Rule 5 Draft, Dec. 13.

2017: Was traded to Atlanta on Aug. 5 in exchange for INF Sean Rodriguez and then to Los Angeles-NL on Sept. 23 for cash considerations.

(JOE, continued)

- Batted .240 (58-for-242) with 29 runs, 11 doubles, four triples, five home runs, 30 RBI, 34 walks and 40 strikeouts with Double-A Altoona and .135 (7-for-52), two runs, one double, four RBI, six walks and 18 strikeouts with Double-A Mississippi ... appeared in three games for Low-A West Virginia.

2016: Was a Pirates Organizational All-Star, a Florida State League Mid-Season All-Star, and a Arizona Fall League Rising Star.

- Batted .277 (108-for-390) with 49 runs, 26 doubles, two triples, five home runs, 52 RBI, 45 walks, 84 strikeouts, and two stolen bases for High-A Bradenton.
- Played for Surprise in the Arizona Fall League, where he batted .204 (10-for-49) with 10 runs, one double, two home runs, eight RBI, 11 walks, 11 strikeouts and three stolen bases.

2015: Made his professional debut for Low-A West Virginia, where he batted .245 (71-for-290) with 38 runs, 12 doubles, one triple, one home run, 20 RBI, 50 walks and 34 strikeouts.

BACKGROUND / PERSONAL

- Connor Kok-Wy Joe ... son of Mee-Sun and Peter ...
- Played first base for two seasons at the University of San Diego before transitioning to catcher.
- As a Junior, was named West Coast Conference Player of the Year after batting .367.
- Graduated from Poway High School (Calif.) ... named the baseball team's MVP his senior season.



@COJO_17



@CONNOR_JOE

JOE

2021	HIGHS AND LOWS	CAREER
3, July 27 at LAA	Hits	3, July 27, 2021 at LAA
2, Aug. 8 at MIA	Home Runs	2, Aug. 8, 2021 at MIA
4, 2x, last: Aug. 25 (2) at CHC	RBI	4, 2x, last: Aug. 25, 2021 (2) at CHC
4, 2x, last Aug.30-Sept.2	Hit Streak	4, 2x, last Aug.30-Sept.2, 2021
4, 2x, last: Aug. 25 (2) at CHC	Runs	4, 2x, last: Aug. 25, 2021 (2) at CHC
1, 9x, last: Sept. 1 at TEX	Doubles	1, 9x, last: Sept. 1, 2021 at TEX
No triples	Triples	No triples
8, Aug. 8 at MIA	Total Bases	8, Aug. 8, 2021 at MIA
2, 6x, last: Aug. 31 at TEX	Walks	2, 6x, last: Aug. 31, 2021 at TEX
3, 3x, last: Aug. 29 at LAD	Strikeouts	3, 3x, last: Aug. 29, 2021 at LAD
No stolen bases	Stolen Bases	No stolen bases

JOE'S CAREER TRANSACTIONS

- 2014: Selected by Pittsburgh in the competitive balance round A of the First-Year Player Draft.
- 2017: Acquired by Atlanta from Pittsburgh in exchange for INF Sean Rodriguez, Aug. 5; acquired by Los Angeles-NL from Atlanta in exchange for cash considerations.
- 2018: Selected by Cincinnati in the first round of the Rule 5 Draft, Dec. 13.
- 2019: Acquired by San Francisco from Cincinnati in exchange for RHP Jordan Johnson, March 21; returned to Los Angeles-NL on April 13.
- 2020: Signed with Colorado as a Minor League free agent, Nov. 21.
- 2021: Placed on the 10-day injured list (strained right hamstring), Sept. 4; transferred to the 60-day IL, Sept. 24; reinstated from injured list, Nov. 7.



Ht: 6-4 Wt: 220 B/T: R/R

Opening Day Age: 31

Born: Jan. 31, 1991 in Plantation, Fla.

Major League Service: 3.014

Contract: Through 2022

Obtained: Claimed off waivers from Miami, Dec. 9, 2019

Stats: *Baseball Reference / MLB.com*

40 | TYLER KINLEY RIGHT-HANDED PITCHER

KINLEY

CAREER HIGHLIGHTS

- Has 159 total Major League relief appearances from 2018-21 with Minnesota, Miami and Colorado.
- Leads the Rockies with 94 appearances over the last two seasons (2020-21).
- Has been on the Opening Day roster for three clubs over the last four seasons: Minnesota (2018), Miami (2019), and Colorado (2020-21).
- Recorded a career-long, 9.2-inning scoreless streak April 2-20, 2019 with the Marlins.
- Posted a 3.57 ERA (260.0 IP, 103 ER) in 216 career Minor League appearances.

MAJOR LEAGUE DEBUT

4/7/18, MIN vs. SEA

FIRST ML WIN

5/23/19, MIA vs. DET

FIRST ML SAVE

9/29/19, MIA at PHI

2021: Led the Rockies with 70.1 innings of relief and 70 appearances – both career highs ... career-best 68 strikeouts ranked second among Rockies relievers.

- Struck out a career-high five batters on April 26 at San Francisco.
- Went scoreless in 21 of his last 25 appearances for a 2.13 ERA (25.1 IP, 6 ER) with 16 hits, six walks, 28 strikeouts and a 0.87 WHIP.
- Posted an 8.44 ERA (21.1 IP, 20 ER) in 22 games June 5-Aug. 7 with six home runs allowed ... prior to that stretch, had compiled nine scoreless outings (9.0 IP), giving up two hits with no walks and eight strikeouts through this span.
- Posted a 2.03 ERA (13.1 IP, 3 ER) in 14 games in September, limiting opponents to a .167 batting average.
- Allowed 19 of 42 inherited runners to score, a 45.2 score percentage that was the highest in the NL and third-highest in the Majors.

2020: Made 24 appearances in his first season with Colorado after being claimed off waivers from Miami on Dec. 9, 2019.

- Scored upon six times over 24 games ... made 17 appearances in which he allowed no hits or runs.
- Limited left-handed batters to a .111 batting average, tied for the third-lowest opponent batting average against left-handed hitters in the National League (tied for fifth in the Majors).
- Began the season with seven hitless, scoreless appearances (6.1 innings) before allowing five runs while recording no outs on Aug. 12 vs. Arizona.

2019: Made 52 relief appearances with Miami, going 3-1 with a 3.65 ERA (49.1 IP, 20 ER).

- Made the Marlins' Opening Day roster, his second-straight Opening Day roster ... had five stints on the active roster.
- Earned his first career win on May 23 vs. Detroit ... recorded his first career save in his last appearances of the season, Sept. 29 at Philadelphia.
- Recalled for the third time on July 31 and went 2-1 with a 2.19 ERA (24.2 IP, 6 ER) while limiting opponents to a .165 batting average over his last 27 appearances of the season.
- Pitched more than one inning in 10 appearances, including a career-high two innings six times.
- Recorded a career-long, 9.2-inning scoreless streak across seven appearances, April 2-20.
- In 14 relief appearances with Triple-A New Orleans, went 0-1 with two saves and a 1.72 ERA (15.2 IP, 3 ER).

2018: Split the season between the Minnesota and Miami organizations, combining to make 13 Major League appearances, including his Major League debut on April 7 with the Twins.

- Made the Twins' Opening Day roster after being selected by Minnesota in the 2017 Rule 5 Draft from Miami.
- Made his Major League debut with the Twins on April 7 vs. Seattle, allowing one run on one hit with one walk and two strikeouts in one inning pitched.

(KINLEY, continued)

- Made four relief appearances for Minnesota, allowing nine earned runs across 3.1 innings pitched (24.30 ERA) ... was designated for assignment on April 26 and returned to Miami on May 1.
- Assigned to Triple-A New Orleans upon returning to the Marlins organization ... made 40 appearances with the Baby Cakes, going 2-2 with a 2.93 ERA (40.0 IP, 13 ER) with three saves in three opportunities.
- Had his contract selected by Miami on Sept. 4 ... posted no record with a 7.04 ERA (7.2 IP, 6 ER) in nine relief appearances with the Marlins ... held opponents scoreless in seven of his nine appearances.

2017: Combined to make 50 relief appearances between Double-A Jacksonville and High-A Jupiter, going 2-3 with 17 saves and a 3.54 ERA (53.1 IP, 21 ER).

- Made 10 appearances with Jacksonville to begin the season, posting a 7.88 ERA (8.0 IP, 7 ER).
- Assigned to Jupiter on May 9 where he went 1-1 with a 1.98 ERA (27.1 IP, 6 ER) in 23 appearances with the Hammerheads ... tossed a career-long 10.1 consecutive scoreless innings across eight games from May 10-31.

2016: Posted a 4.53 ERA (59.2 IP, 30 ER) with 29 walks, 63 strikeouts and six saves in 44 games between Jacksonville and New Orleans.

- Made 36 relief appearances with Jacksonville to begin the season, recording 51 strikeouts in 50 innings pitched.
- Appeared in eight games with New Orleans, allowing eight earned runs across 9.2 innings (7.45 ERA).

2015: Spent a majority of the season with Jupiter, where he led the club and ranked tied for eighth in the Florida State League with 11 saves.

- Missed time on the disabled list from June 23-Aug. 20 with a lat strain.
- Pitched in 10 games for Mesa in the Arizona Fall League, allowing six earned runs in 10.2 innings (5.06 ERA).

2014: Went 3-1 with 10 saves and a 2.70 ERA (30.0 IP, 9 ER) in 28 appearances with Low-A Greensboro.

2013: Made seven total appearances between the GCL Marlins and Short-Season Batavia in his first professional season.

BACKGROUND / PERSONAL

- Tyler Harrison Kinley ... son of Rebecca Kinley ... has two siblings, Ryan and Caroline.
- Married to Brittanni ... together they have two sons, Harrison and Rowan, with a daughter on the way.
- Graduated from Nova High School in Davie, Fla.
- Attended Barry University in Miami Shores, Fla., from 2012-13 ... went 5-2 with a 5.67 ERA in 22 games (seven starts) ... became the 13th player in school history to be drafted.
- Received a degree in exercise physiology.
- In his free time, enjoys doing anything outdoors - visiting parks, beaches, etc.

 @TYLERKINLEY30

2021	HIGHS AND LOWS	CAREER
2.0, 6x, last: Sept. 2 vs. ATL.....	Most IP	2.0, 13x, last: Sept. 2, 2021 vs. ATL
33, April 26 at SF.....	Pitches	35, Aug. 14, 2019 vs. LAD
4, 2x, last: Aug. 7 vs. MIA.....	Runs	5, 3x, last: Aug. 12, 2020 vs. ARI
4, 2x, last: Aug. 7 vs. MIA.....	ER	5, 3x, last: Aug. 12, 2020 vs. ARI
4, Aug. 7 vs. MIA.....	Hits	4, 5x, last: Aug. 7 vs. MIA
2, Sept. 11 at PHI.....	HRs	2, Sept. 11, 2021 at PHI
2, 3x, last: June 9 at MIA.....	Walks	4, June 9, 2019 vs. ATL
5, April 26 at SF.....	Strikeouts	5, April 26, 2021 at SF

KINLEY'S CAREER TRANSACTIONS

- 2013: Selected by Miami in the 16th round of the First-Year Player Draft.
- 2017: Selected by Minnesota from Miami in the MLB phase of the Rule 5 Draft, Dec. 4.
- 2018: Return of Rule 5 selection to Miami from Minnesota, May 1.
- 2019: Claimed off waivers by Colorado, Dec. 9.



Ht: 6-3 **Wt:** 205 **B/T:** R/R
Opening Day Age: 29
Born: Sept. 10, 1992 in Newark, De.
Major League Service: 5.079
Contract: Through 2022
Obtained: Signed to a one-year contract, March 16.
Stats: *Baseball Reference / MLB.com*

41 | CHAD KUHL RIGHT-HANDED PITCHER

KUHL

CAREER HIGHLIGHTS

- In 100 Major League games (84 starts) over five seasons, all with Pittsburgh, is 25-30 with a 4.44 ERA (439.2 IP, 217 ER) with 395 strikeouts.
- Made the first Opening Day start of his career in 2021 with Pittsburgh.
- Missed the second-half of the 2018 season and the entirety of the 2019 season after undergoing Tommy John surgery.
- Since 1900, is one of 57 players from the state of Delaware to appear in a Major League game.
- For every 2022 strikeout, will donate \$10 to Players for the Planet, an organization of professional athlete dedicated to creating positive changes for our environment.

MAJOR LEAGUE DEBUT

6/26/16, PIT vs. LAD

FIRST ML WIN

6/26/16, PIT vs. LAD

2021: Was the Opening Day starter for Pittsburgh for the first time in his career ... in 28 games (14 starts), went 5-7 with a 4.82 ERA (80.1 IP, 43 ER).

- On Opening Day at Chicago-NL, allowed two runs, one earned, on one hit with three walks and two strikeouts through three frames.
- Became the second Delaware native to make an Opening Day start since 1983 (also: Ian Snell in 2008 for Pittsburgh).
- Placed on the injured list on April 22 (retro to April 19) with right shoulder discomfort ... after two rehab outings with Triple-A Indianapolis, was reinstated on May 13.
- Went 4-2 with a 2.41 ERA (41.0 IP, 11 ER) at PNC Park, while going 1-5 with a 7.32 ERA (39.1 IP, 32 ER) on the road.
- 3-6 with a 4.43 ERA (67.0 IP, 33 ER) in 14 starts ... 2-1 with a 6.75 ERA (13.1 IP, 10 ER) in 14 relief outings.

2020: Made the Opening Day roster after missing 2019 due to Tommy John surgery.

- Made his season debut on July 27 against Milwaukee, pitching 3.2 scoreless innings in relief ... was his first professional relief appearance and his first Major League game since July 26, 2018.
- Won his first game since June 15, 2018 on Aug. 21 against Milwaukee, allowing one earned run through five frames.
- In August, posted a 2.95 ERA (21.1 IP, 7 ER) and a .178 batting average against in five appearances (four starts).
- Took a non-hitter into the sixth inning on Sept. 24 against Chicago-NL en route to a 7-0 victory (7.0 IP, 2 H).

2019: Missed the entire season after undergoing Tommy John surgery.

2018: Began the season in Pittsburgh's starting rotation ... shutdown in at the end of June with a right forearm strain.

- Pitched to a 5-5 record with a 4.55 ERA (85.0 IP, 43 ER) through 16 starts before he was placed on the injured list on June 27 after leaving his start prematurely on June 26 at New York with right forearm discomfort ... transferred to the 60-day IL on July 31 and missed the remainder of the season.
- Threw three wild pitches on June 26 at New York — the most by a Pittsburgh pitcher since Mike Zagurski had three on May 31, 2013 vs. Cincinnati.
- Pinch-ran and scored a run on April 27 vs. St. Louis ... pinch-ran for the second time on May 5 at Milwaukee.
- Gave up a career-high 14 home runs, despite missing half the season.

2017: Spun a career-high 157.1 innings through 31 start in his first full Major League season, posting an 8-11 record with a 4.63 ERA (76 ER) with a career-best 142 strikeouts.

- Tied for ninth in the NL with 0.97 home runs allowed per nine innings (min. 150 IP).

(KUHL, continued)

- Made an emergency start on July 9 at Chicago-NL in place of Jameson Taillon (flu-like symptoms) on just two days rest; the first Pirates pitcher to start on two days rest since Rick Rhoden did so on June 18 and June 21, 1983.
- Lost six-straight decisions April 18-June 14 while tabbing a 6.38 ERA (48.0 IP, 34 ER) ... allowed a career-high nine earned runs through 1.2 innings in a loss on April 24 vs. Chicago-NL; otherwise, would hold a 4.86 ERA (46.1 IP, 25 ER) through this stretch.
- Logged eight quality starts while pitching a career-high seven frames three times (July 6 at Philadelphia, Aug. 3 vs. Cincinnati and Sept. 4 vs. Chicago-NL).
- Ranked second among Pirates with 20 forced GDPs.

2016: Selected by Pittsburgh and made his Major League debut on June 26 against the Dodgers.

- Dueled Clayton Kershaw and the Dodgers in his debut ... allowed three runs over five frames on his way to his first Major League win.
- Singled off Chicago's Jon Lester for first Major League hit on July 9 at PNC Park.
- Began the season with Triple-A Indianapolis ... through his first 10 starts, was 5-1 with a 1.24 ERA (58.0 IP, 8 ERA), nine walks and 46 strikeouts.
- Had his contract selected on June 26 ... made four starts before getting optioned, July 19 ... recalled Aug. 9 and remained on the Pirates active roster through the end of the season.

2015: Finished among Eastern League leaders in ERA (2.48, 3rd), wins (11, 6th), win percentage (.688, 2nd), opponent average (.236, 6th), WHIP (1.14, 7th) and strikeouts (101, 10th).

- In his first season at the Double-A level, made 26 starts and finished with a 2.48 ERA (152. IP, 42 ER) for Altoona.
- From June 12-July 17, went 3-2 with a 1.73 ERA (41.2 IP, 8 ER).



2014: Finished among Florida State League leaders in wins (13, T-1), starts (28, 1st), innings (153.1, 1st), winning percentage (.722, 1st), ERA (3.46, 7th), WHIP (1.19, 7th) and opponent average (.251, 10th).

- Also paced Pittsburgh Minor Leaguers in wins while setting a single-season Bradenton record.
- Charged with two earned runs or fewer in 18 of 28 starts.

2013: Made his professional debut with Low-A Jamestown, going 5-5 with a 4.44 ERA (55.1 IP, 13 ERA).

BACKGROUND / PERSONAL

- Chad Michael Kuhl ... married to Amanda ... the pair have a son, Hudson, born in March 2021.
- Graduated from Middleton High School (Del.) before attending the University of Delaware.
- Went 10-2 with a 3.75 ERA (105.2 IP, 44 ER) and 76 strikeouts in 2013 as a junior.
- Named second-team Colonial Athletic Association in 2013.

 @KUHLWHHIP_11  @CHAD_KUHL

2021	HIGHS AND LOWS	CAREER
6.0, 4x, last: July 6 vs. ATL.....	Most IP	7.0, 5x, last: Sept. 24, 2020 vs. CHC
97, 2x, last: July 6 vs. ATL.....	Pitches	111, June 8, 2018 at CHC
None.....	Low-hit CG	None
6, June 12 at MIL.....	Runs	9, 2x, last: Sept. 13, 2020 at KC
5, 2x, last: Sept. 2 at CHC.....	ER	9, 2x, last: Sept. 13, 2020 at KC
6, 4x, last: Sept. 2 at CHC.....	Hits	11, April 13, 2018 at MIA
2, 3x, last: Sept. 2 at CHC.....	HRs	4, 2x, last: May 1, 2018 at WSH
7, April 13 vs. SD.....	Walks	7, April 13, 2021 vs. SD
8, July 23 at SF.....	Strikeouts	8, 4x, last: July 23, 2021 at SF
None.....	10+ Strikeout Games	None
2, 2x, last: July 26-Sept. 10.....	Win Streak	3, June 26-Aug. 14, 2016
4, April 7-June 12.....	Losing Streak	6, April 18-June 14, 2017

KUHL'S CAREER TRANSACTIONS

- 2013: Selected by the Pirates in the ninth round of the First-Year Player Draft.
- 2018: Placed on the 10-day disabled list, June 27 (right forearm strain); transferred to the 60-day DL, July 31 ... activated, Nov. 2.
- 2019: Placed on the 60-day injured list (Tommy John surgery), March 1; reinstated, Nov. 4.
- 2021: Placed on the 10-day IL (right shoulder discomfort); reinstated, May 31 ... placed on the 10-day IL, Aug. 2; reinstated, Aug. 20.
- 2022: Signed by Colorado to a one-year Major League contract, March 16.



Ht: 6-2 **Wt:** 208 **B/T:** R/R
Opening Day Age: 24
Born: April 18, 1997 in San Dimas, Calif.
Major League Service: 2.116
Contract: Through 2022
Obtained: Selected in the second round of the 2015 First-Year Player Draft
Stats: *Baseball Reference / MLB.com*

20 | PETER LAMBERT RIGHT-HANDED PITCHER

LAMBERT

CAREER HIGHLIGHTS

- Made his first Major League start in 735 days on Sept. 24, 2021 after recovering from Tommy John surgery.
- Missed the 2020 season after undergoing Tommy John surgery on July 21, 2020.
- Made his Major League debut on June 6, 2019 at Chicago-NL at 22 years and 49 days old, the third-youngest starting pitcher to debut in franchise history.
- Set a Rockies franchise record with nine strikeouts in his debut.
- Won his first two starts, June 6 and June 11, the third pitcher in franchise history to win each of his first two Major League starts.
- MiLB.com Eastern League Player of the Month for June 2018.
- A 2015 *Baseball America* Rookie All-Star.

MAJOR LEAGUE DEBUT

6/6/19 at CHC

FIRST ML WIN

6/6/19 at CHC

2021: Made his first Major League start since Sept. 20, 2019 on Sept. 24 vs. San Francisco, a span of 735 days between Major League starts.

- In his return to the mound, pitched 3.2 innings and allowed two runs on four hits with one walk and two strikeouts ... didn't factor into the Rockies 7-2 loss, leaving with two outs in the fourth inning with the game tied 2-2 ... allowed two solo home runs, including a leadoff home run to Tommy La Stella on the second pitch of the game ... also did not factor into the decision in his second and final game started, allowing five runs over two innings against the Nationals on Sept. 29.
- Made seven starts across three Minor League levels rehabbing from Tommy John, collecting a 3.94 ERA (16.0 IP, 7 ER) to go along with seven walks and 19 strikeouts.
- Saw his first in-game action on the mound in 698 days on Aug. 18 dating back to his last start on Sept. 20, 2019 with the Rockies ... went two scoreless innings in the outing with High-A Spokane.
- Overall, went 0-0 with a 5.87 ERA (7.2 IP, 5 ER) in four starts with the Indians, striking out seven and walking six ... Spokane went on to win all of their games in which Lambert started.
- Made two rehab starts with Double-A Hartford, posting a 3.18 ERA (5.2 IP, 2 ER) with no walks, nine strikeouts and a 0.88 WHIP ... made his final rehab outing with Triple-A Albuquerque on Sept. 16, where he did not allow a run over 2.2 innings while striking out three and walking one.

2020: Underwent Tommy John surgery on July 21 and did not play.

2019: Debuted on June 6 at Chicago-NL and made 19 total starts in his rookie season.

- Contract selected from Triple-A Albuquerque on June 6 and made his debut that day at Wrigley Field vs. the Cubs ... at 22 years and 49 days old, became the third-youngest Rockies starting pitcher at the time of their debut.
- Earned the win in his debut, pitching seven innings and allowing one run on four hits with one walk and a season-high nine strikeouts ... set a franchise record for the most strikeouts in a Major League debut.
- Singled on the first pitch of his first Major League at-bat, the first Rockies pitcher since Ubaldo Jiménez on Oct. 1, 2006 at Chicago-NL to record a hit on the first pitch he saw in the Majors.
- Second career start and win also against the Cubs, June 11 at Coors Field ... allowed one run on three hits across five innings ... became the third pitcher in franchise history to win each of his first two career starts (also: Jason Jennings in 2001 and Bryan Rekar in 1995).
- Did not earn his third win of the season until Sept. 14 vs. San Diego, a string of 15 consecutive starts without a win ... went 0-6 with a 7.79 ERA (69.1 IP, 60 ER) over that span.

(LAMBERT, continued)

- Hit safely in six of his starts, batting .321 (9-for-28) overall ... recorded a three-game hitting streak from June 16-27 and two hits in consecutive games, June 16 & 22, the eighth pitcher in franchise history with multiple hits in consecutive games.
- Finished the season 3-7 with a 7.25 ERA (89.1 IP, 72 ER), the highest ERA in the Majors and the highest in franchise history (min. 19 starts).
- Went 2-2 with a 5.07 ERA (60.1 IP, 34 ER) in 11 starts with Triple-A Albuquerque.
- Tied his Minor League career-high with 10 strikeouts on May 24 at Las Vegas.
- Made five appearances in Major League Spring Training, his second invite to Major League camp ... posted a 3.38 ERA (13.1 IP, 5 ER) with 10 strikeouts.

2018: Split the season between Double-A Hartford and Triple-A Albuquerque.

- Went 8-2 in 15 starts for the Yard Goats, posting a 2.23 ERA (92.2 IP, 23 ER), with 12 walks and 75 strikeouts.
- Recorded his first career complete game on June 2 vs. the Altoona Curve ... pitched nine innings, allowing one run on a solo homer with four hits, one walk and four strikeouts.
- Promoted to Triple-A Albuquerque on June 30 ... went 2-5 with a 5.04 ERA (55.1 IP, 31 ER) in 11 outings.
- Reached career highs in innings pitched (148.0) and wins (10) ... tied his career high with 26 starts.

2017: Mid-Season All-Star for High-A Lancaster, finishing fifth in the California League with 131 strikeouts.

- Won a career-high nine games and also set career bests in innings (142.1) and strikeouts (131).
- After going 0-3 with a 4.67 ERA (27.0 IP, 14 ER) in April, combined to go 9-5 through the remainder of the season ... was 3-1 with a 2.33 ERA (27.0 IP, 7 ER) in five July outings.
- Went 5-6 with a 4.23 ERA (83.0 IP, 39 ER) in 14 first-half starts, 4-2 with a 4.10 ERA (59.1 IP, 27 ER) in 12 second-half games ... was 7-3 with a 3.31 ERA (73.1 IP, 27 ER) in 13 road games.

2016: Started 26 games for Low-A Asheville, tied for the most on the club.

- Went 3-4 with a 2.25 ERA (60.0 IP, 15 ER) in the first half, 2-4 with a 5.45 ERA (66.0 IP, 40 ER) in the second half ... tossed a season-high six innings pitched five times.

2015: Made eight starts for Rookie Level Grand Junction in his first professional season.

- His 3.45 ERA (31.1 IP, 12 ER) was the lowest on the club (min. 20.0 IP)... allowed three or more earned runs in only two of his eight starts.
- Named a *Baseball America* Rookie All-Star following the season.

BACKGROUND / PERSONAL

- Peter Joseph Lambert ... son of Jim and Anne ... has four siblings: Scott, Brooke, Jimmy and Bryn.
- Resides in Scottsdale, Ariz. during the offseason.
- Attended San Dimas High School (Calif).
- Committed to UCLA before signing with the Rockies in 2015.
- Enjoys playing golf and going to the beach in his free time.



@PETERLAMBERT24



@PETER_LAMBERT24

2021	HIGHS AND LOWS	CAREER
3.2, Sept. 24 vs. SF	Most IP	7.0, June 6, 2019 at CHC
65, Sept. 24 vs. SF	Pitches	99, July 23, 2019 at WSH
None	Low-hit CG	None
5, Sept. 28 vs. WSH	Runs	9, Aug. 7, 2019 at HOU
5, Sept. 28 vs. WSH	ER	9, Aug. 7, 2019 at HOU
8, Sept. 28 vs. WSH	Hits	9, 3x, last: July 23, 2019 at WSH
2, Sept. 24 vs. SF	HRs	4, June 27, 2019 vs. LAD
1, Sept. 24 vs. SF	Walks	5, Aug. 12, 2019 vs. ARI
2, Sept. 24 vs. SF	Strikeouts	9, June 6, 2019 at CHC
None	10+ Strikeout Games	None
None	Win Streak	2, June 6-11, 2019
3, April 28-May 9	Losing Streak	6, July 3-Sept. 2, 2019

LAMBERT'S CAREER TRANSACTIONS

- 2015: Selected by Colorado in the second round of the First-Year Player Draft (signed by Jon Lukens).
- 2020: Placed on the 60-day injured list (recovery from right elbow surgery), July 23; reinstated from the 60-day injured list, Nov. 1.
- 2021: Placed on 60-day injured list (recovery from right elbow surgery), March 20; reinstated from 60-day injured list Sept. 24.



Ht: 6-3 Wt: 213 B/T: R/R

Opening Day Age: 27

Born: Nov. 25, 1994 in Canal Zone, Panama

Major League Service: 0.064

Contract: Through 2022

Obtained: Selected in the 12th round of the 2015 First-Year Player Draft

Stats: *Baseball Reference / MLB.com*

61 | JUSTIN LAWRENCE RIGHT-HANDED PITCHER

LAWRENCE

CAREER HIGHLIGHTS

- Made his Major League debut on April 29, 2021 at Arizona.
- Tallied a career-high three strikeouts May 1 at Arizona.
- Added to the Rockies 40-man roster, Nov. 20, 2018.
- Named an Arizona Fall League Rising Star and to the Arizona Fall League All-Prospect Team in 2018.
- Named a California League Mid-Season All-Star in 2018.

MAJOR LEAGUE DEBUT

4/29/21 at ARI

FIRST ML WIN

7/4/21 vs. STL

2021: Made 19 total appearances, 10 of them scoreless, across six stints on Colorado's active roster, including one stint as the 27th man.

- 1-0 with an 8.64 ERA (16.2 IP, 16 ER) with 19 walks and 17 strikeouts ... two holds and one blown save.
- Took his first Major League win on July 4 vs. St. Louis after tossing a scoreless ninth inning.
- Struck out a career-high four batters in his third appearance of two innings on June 27 in Milwaukee.
- Went 6-5 with a 4.73 ERA in 31 relief outings for Triple-A Albuquerque, recording 13 saves over 32.1 innings, while striking out 30 and walking 12 ... held opponents scoreless 20 times.
- Through his first 14 games with the Isotopes, went 4-1 with a 1.76 ERA (15.1 IP, 3 ER) ... posted a 7.41 ERA (17.0 IP, 14 ER) through his last 17 appearances.

2020: Placed on the restricted list and received an 80-game suspension on Jan. 17, 2020, after violating Major League Baseball's Joint Drug Prevention and Treatment Program.

2019: Split the season between Double-A Hartford and Triple-A Albuquerque, his first experience at both levels.

- Went 1-5 with an 8.76 ERA (37.0 IP, 36 ER) across 38 appearances combined.
- Began the season with Albuquerque, making eight relief appearances in April before being placed on the injured list on April 29 ... went 1-1 with an 8.71 ERA (10.1 IP, 10 ER) in eight games with the Isotopes.
- Made his next appearance June 5 with Double-A Hartford ... made 30 appearances with the Yard Goats and went 0-4 with an 8.78 ERA (26.2 IP, 26 ER).
- Received his first invite to Major League Spring Training ... made seven appearances and allowed four runs across 7.1 innings (4.91 ERA) with four walks and nine strikeouts.

2018: Named a California League Mid-Season All-Star, his first career All-Star nod.

- Made a career-high 55 relief appearances for High-A Lancaster, notching 11 saves in 15 opportunities with a 2.65 ERA (54.1 IP, 16 ER), 27 walks and 62 strikeouts ... held opponents to a .188 batting average.
- Went 3-8 with a 5.06 ERA (96.0 IP, 54 ER), 34 walks and 80 strikeouts in 21 starts with Triple-A Albuquerque.
- Named a Rising Star in the Arizona Fall League ... in 10 relief appearances, logged three saves with a 3.38 ERA (10.2 IP, 4 ER), six walks and 13 strikeouts.

2017: Made 16 appearances and recorded six saves for Low-A Asheville before year-ending surgery.

- Scored upon three times in his 16 appearances, allowing three earned runs in 16.1 innings pitched (1.65 ERA).
- Made his last appearance on May 15 ... placed on the disabled list on May 18.

2016: Split the season between Short-Season Boise and Low-A Asheville, going a combined 4-6 with a 4.98 ERA (65.0 IP, 36 ER) in 49 relief appearances.

(LAWRENCE, continued)

- Went 2-1 with eight saves and a 2.20 ERA (28.2 IP, 7 ER) in 23 appearances with Boise ... his eight saves were tied for the second-most in the Northwest League behind teammate Julian Fernandez

2015: Began his professional career with Short-Season Boise, before finishing the season with Rookie Level Grand Junction.

- In 22 combined appearances between the two stops, went 0-3 with a 8.39 ERA (24.2 IP, 23 ER).
- Appeared in 16 games with Boise before being assigned to Grand Junction, Aug. 23.

BACKGROUND / PERSONAL

- Justin Anthony Lawrence ... son of Lionel and Elizabeth ... has two siblings, Stacey and Giancarlo.
- Married to Taylor ... the pair reside in Scottsdale, Ariz. during the offseason with their four adopted cats, Henri, Oliver, Bridget and William.
- Graduated from First Coast High School in Jacksonville, Fla.
- Attended Jacksonville University in 2014, where he became a side-armor as a freshman two-way player ... studied biology.
- Transferred to Daytona State Junior College in 2015, playing first base and pitching.
- Committed to Oklahoma State University before signing with the Rockies in 2015.
- Enjoys fishing and cooking in his free time.

 @JUSTINLAWRENCE1125

2021 / CAREER HIGHS AND LOWS

Most IP	2.0, 3x, last: June 27 at MIL
Pitches	34, May 8 at STL
Runs	3, 2x, last: Sept. 1 at TEX
ER	3, 2x, last: Sept. 1 at TEX
Hits	3, 2x, last: May 16 vs. CIN
HRs	None
Walks	3, July 16 vs. LAD
Strikeouts	4, June 27 at MIL

LAWRENCE'S CAREER TRANSACTIONS

- 2015: Selected by Colorado in the 12th round of the First-Year Player Draft (signed by Jon Cedarburg).

MOST BACK-TO-BACK HR

Rk.	Player	HR
1.	Todd Helton	35
2.	Larry Walker	34
3.	Dante Bichette	31
4.	Andres Galarraga	26
5.	Vinny Castilla	23

TOP BACK-TO-BACK DUOS

1. **Larry Walker-Andres Galarraga** 11
all 11 in that order
2. **Larry Walker-Todd Helton** 9
Walker-Helton (8), Helton-Walker (1)
3. **Andres Galarraga-Dante Bichette** 7
Galarraga-Bichette (4), Bichette-Galarraga (3)
4. **Dante Bichette-Vinny Castilla** 6
all 6 in that order



Ht: 6-3 **Wt:** 195 **B/T:** R/R
Opening Day Age: 30
Born: Sept. 13, 1991 in Plano, Texas
Major League Service: 0.026
Contract: Through 2022
Obtained: Signed to a Minor League contract, Feb. 9
Stats: *Baseball Reference / MLB.com*

71 | ZACH LEE

NON-ROSTER INVITEE
 RIGHT-HANDED PITCHER

LEE

CAREER HIGHLIGHTS

- Entering his 12th professional season with his seventh organization.
- Made his Major League debut July 25, 2015 with Los Angeles-NL at New York-NL and allowed seven earned run through 4.2 innings.
- Named the Dodgers' 2013 Branch Rickey Minor League Pitcher of the Year.
- Mid-Season All-Star in the Southern League in 2013 and 2018.
- MiLB organization All-Star with Los Angeles-NL in 2013 and 2015, and with Tampa Bay in 2018.
- Through 243 career Minor League games (225 starts), averages 2.6 walks per nine innings.

MAJOR LEAGUE DEBUT

7/25/15, LAD at NYM

FIRST ML WIN

4/12/17, SD at COL

2021: Split the season between Triple-A Reno and Louisville, going 4-4 with a 6.25 ERA (80.2 IP, 56 ER) in 24 games, 16 starts.

- Went 2-0 with a 3.00 ERA (27.0 IP, 9 ER) through his first six starts of the season with Reno ... amassed an 11.30 ERA (28.2 IP, 36 ER) through his next seven starts before moving to the bullpen.
- Released by Arizona, Aug. 10 ... signed by Cincinnati to a Minor League contract, Sept. 1.
- In seven appearances with Louisville (two starts), went 1-0 with a 4.26 ERA (19.0 IP, 9 ER).

2020: Did not pitch due to the cancellation of the Minor League season.

2019: In his lone season with the Mets' organization, split time between Triple-A Syracuse and Double-A Binghamton.

- Was 5-1 with a 2.09 ERA (47.1 IP, 11 ER) with six walks and 37 strikeouts in eight starts with Binghamton.
- Ranked second among Rumble Pony starters in ERA and was second with 1.1 walks-per-nine-innings (min. eight starts).
- 4-3 with a 6.99 ERA (74.2 IP, 58 ER) in 16 games (13 starts) with Syracuse.

2018: Named a Southern League Mid-Season All-Star and a Tampa Bay MiLB.com Organization All-Star.

- Finished the season 12-6 with a 3.65 ERA (145.2 IP, 59 ER) with 35 walks and 107 strikeouts between the Double-A and Triple-A affiliates of the Tampa Bay Rays.
- 8-1 with a 2.31 ERA (74.0 IP, 19 ER) with Double-A Montgomery ... led Biscuits' starters in ERA (min. 10 starts).
- Allowed more than two earned runs twice with Montgomery through 12 starts and one relief outing.
- Tossed a nine-inning complete-game shutout on May 13 against Jacksonville ... earned Southern League Player of the Week following this performance.
- In 13 starts with Triple-A Durham, went 4-5 with a 5.02 ERA (71.2 IP, 40 ER).

2017: Made three appearances, one start, for San Diego, his first Major League action since 2015.

- Recalled by San Diego, April 9 ... made his first appearance of the season with the Padres on April 12, earning the win, his first Major League victory, with 5.1 shutout frames at Colorado.
- Allowed five earned runs through 2.2 inning over two relief appearances before getting optioned to Triple-A El Paso, April 23.
- On the disabled list May 15-June 9 ... designated for assignment and outrighted to Triple-A El Paso at the end of June ... released Aug. 15.
- Was 2-5 with a 7.12 ERA (67.0 IP, 53 ER) in 16 games, 14 starts, with the Chihuahuas.

(LEE, continued)

2016: Began the season with Triple-A Oklahoma City in the Dodgers' organization before getting traded to the Seattle Mariners on June 19 for INF Chris Taylor.

- Combined, went 7-14 with a 6.14 ERA (148.0 IP, 101 ER) between Oklahoma City and Triple-A Tacoma.
- In five of his first six starts of the season April 7-May 10, allowed two or fewer earned runs through 5.1 or more frames ... allowed a season-high 10 earned runs in 3.1 innings April 28 at Omaha.
- Walked one or fewer batters in 13 of 27 starts.

2015: Made his Major League debut for the Dodgers with a start against New York-NL on July 25.

- Had his contract selected by Los Angeles-NL in November 2014 as protection from the Rule 5 Draft.
- Took the loss in his debut after allowing seven runs on 11 hits through 4.2 innings.
- Logged two stints with the Dodgers but only made one appearance ... in his debut, allowed seven runs on 11 hits through 4.2 innings and was tagged with the loss.
- In 19 starts with Triple-A Oklahoma City, tallied an 11-6 record with a 2.70 ERA (113.1 IP, 34 ER).
- Tied for third in the Pacific Coast League with 11 wins ... led Dodgers' starters in ERA and was second in innings and strikeouts (81).
- On the 7-day disabled list June 6-July 11 with discomfort in his right middle finger due to poor circulation.
- Named an MiLB.com Dodgers Organization All-Star.

2014: Seeing action at Triple-A for the first time, finished among Pacific Coast League leaders in starts (27, T-3rd), innings (150.2, 5th) and losses (13, T-2nd).

- 7-13 with a 5.38 ERA (150.2 IP, 90 ER) in 28 games, 17 starts, for Triple-A Albuquerque.
- Led the Isotopes' staff in with a career-high 150.2 innings pitched and starts.
- Notched 10 quality starts and spun six or more frames 14 times.
- Was a non-roster invitee to Dodgers Spring Training ... traveled with the team to Australia, where he started an exhibition game against Team Australia and struck out six through four frames of one-run ball.

2013: Finished among Southern League leaders in ERA (3.22, 9th), WHIP (1.17, 4th), strikeouts (131, T-3rd) and innings (142.2, 9th).

- Named the Dodgers' 2013 Branch Rickey Minor League Pitcher of the Year.
- Southern League Mid-Season All-Star and an MiLB.com Dodgers Organization All-Star.
- Earned Southern League Pitcher of the Week after tossing seven shutout frames across one start and one relief appearance with Chattanooga ... allowed two hits, walked one and struck out eight through this span.
- Entering the season, rated by *Baseball America* as the Dodgers' No. 1 prospect and the No. 62 overall prospect.

2012: Combined to go 6-6 with a 4.39 ERA (5.06 IP, 59 ER) in 25 starts between Double-A Chattanooga and High-A Rancho Cucamonga.

- 4-1 with a 1.97 ERA (45.2 IP, 10 ER) through his last eight starts of the season with the Lookouts.

2011: Debuted at 19-years-old with Low-A Great Lakes, tying for the team lead with 24 starts.

BACKGROUND / PERSONAL

- Zachary Stephen Lee.
- Committed to playing baseball and football at Louisiana State University before signing with the Dodgers.
- Rated by *Baseball America* as the 14th-best right-handed pitcher and the 29th-best overall prospect entering the 2010 draft.
- Named District 9-4A Offensive Player of the Year in football as a junior in 2008 after passing for 2,935 yards and 33 touchdowns.

LEE'S CAREER TRANSACTIONS

- 2012: Selected by Los Angeles-NL in the first round (28th overall) of the First-Year Player Draft.
- 2014: Added to the Dodgers' 40-man roster, Nov. 20.
- 2016: Traded from the Dodgers to Seattle for INF Chris Taylor, June 19 ... designated for assignment by Seattle, Dec. 3; claimed off waivers by San Diego, Dec. 13.
- 2017: Designated for assignment by San Diego, June 19; outrighted to Triple-A, June 19 ... released, Aug. 15.
- 2018: Signed by Tampa Bay to a Minor League contract, March 14.
- 2019: Signed by New York-NL to a Minor League contract, March 4 ... signed by Oakland to a Minor League contract, Nov. 15.
- 2021: Signed by Arizona to a Minor League contract, Feb. 6 ... released, Aug. 10 ... signed by Cincinnati to a Minor League contract, Sept. 1.
- 2022: Signed by Colorado to a Minor League contract, Feb. 9.



Ht: 5-11 Wt: 180 B/T: R/R

Opening Day Age: 27

Born: June 24, 1994 in Los Angeles, Calif.

Major League Service: 1.149

Contract: Through 2022

Obtained: Signed as a Minor League free agent, Dec. 1, 2021

Stats: Baseball Reference / MLB.com

36 | TIM LOPES NON-ROSTER INVITEE INFILDER/OUTFIELDER

LOPES

CAREER HIGHLIGHTS

- Career .246 (65-for-264) hitter with 19 doubles, three home runs, 27 RBI and 11 stolen bases in 94 combined Major League games across three seasons.
- Hit three doubles in one game, tying a Mariners franchise record (30th time) in a 6-5 win Sept. 14, 2020 vs. Oakland.
- Recorded his first Major League hit with a two-run home run off Adrian Morejon on Aug. 6, 2019 vs. San Diego.
- Selected as a 2016 Southern League All-Star with the Double-A Jackson Generals.
- Originally selected by the Seattle Mariners in the sixth round of the 2012 First-Year Player Draft.

MAJOR LEAGUE DEBUT

7/24/19, SEA vs. TEX

FIRST ML HIT

8/6/19, SEA vs. SD (HR, A. Morejon)

FIRST ML HOME RUN

8/6/19, SEA vs. SD (A. Morejon)

2021: Appeared in seven Major League games with the Brewers after beginning the season on the 60-day injured list with a right oblique strain.

- Suffered the oblique strain in Spring Training and placed on the 60-day injured list on March 8 ... reinstated on May 31 and optioned to Triple-A Nashville.
- Appeared in seven games with the Brewers across three stints, June 12-17, Sept. 5-6 and Sept. 18-20 ... went 1-for-10 with one run scored and one walk.
- Hit .226 (74-for-327) with 11 home runs, 39 RBI and 16 doubles with Triple-A Nashville.
- Signed by Colorado as a Minor League free agent, Dec. 1.

2020: Batted .238 with two home runs and 15 RBI in 46 games with the Mariners.

- Started 38 games: 14 in left field, 14 at designated hitter, nine in right field and one at third base.
- Tied for the team lead and ranked 21st in the American League with 12 doubles.
- Made his first career Opening Day roster ... optioned on Sept. 3 and recalled for the final time on Sept. 14.
- Made the first pitching appearance of his career Aug. 29 vs. Los Angeles-AL (1.0 IP, 2 H, 2 ER, 1 BB).
- Produced three doubles on Sept. 14 vs. Oakland, tying a franchise record (30th time).
- Claimed off waivers by Milwaukee from Seattle, Dec. 12.

2019: Had his contract selected by Seattle from Triple-A Tacoma on July 23, appearing in 41 games, for Seattle while batting .270 (40-for-111) with one home run and 12 RBI in his first Major League season.

- Made his Major League debut on July 24 vs. Texas, entering the game as a defensive replacement.
- Recorded his first Major League hit with a two-run home run off Adrian Morejon on Aug. 6 vs. San Diego.
- Made his first Major League start on July 25 vs. Texas and left the game with concussion symptoms ... placed on the seven-day concussion injured list the following day and transferred to the 10-day IL on Aug. 4 ... reinstated on Aug. 6.
- Made 31 total starts, 27 in left field, two in right field, one at second base and one as the designated hitter.
- Batted .302 (113-for-374) with 10 HR, 60 RBI, and 26 stolen bases in 95 games at Tacoma.
- Ranked among the Pacific Coast League leaders in stolen bases (26, T-5th) and doubles (31, T-9th).

2018: Spent the season with Triple-A Buffalo, slashing .277/.325/.364 in 104 games.

- Ranked second on the team in games played, hits, and stolen bases.
- Signed by Seattle as a Minor League free agent on Nov. 14.

2017: Named an MiLB.com Organization All-Star with Double-A New Hampshire in the Toronto organization.

(LOPES, continued)

- Recorded a career-high seven home runs while batting .271 (127-for-469) with 50 RBI and 19 stolen bases in 128 games.
- Appeared in the second-most games among Fisher Cats, while leading the team with 127 hits.

2016: Was among Southern League leaders in hits (145), runs (74), stolen bases (26), batting average (.284), OBP (.358) and total bases (181) in 131 games with Double-A Jackson.

- Named a Southern League Post-Season All-Star.
- Acquired by Toronto via trade with Seattle on Sept. 30 as the player to be named later to complete an Aug. 6 trade that sent SHP Pat Venditte to Seattle.

2015: Led the the California League with 35 stolen bases in 123 games at High-A Bakersfield.

- Led the team in games played (123), hits (132), batting average (.276), doubles (27), OBP (.340), stolen bases (35) and walks (41).
- Was named an MiLB.com Seattle Organization All-Star.

2014: Tied for the team lead in triples (seven) and stolen bases (18) in 114 games with High-A High Desert.

2013: Spent his second season (92 games) at Low-A Clinton, stealing 10 bases while driving in 36.

- Hit his first career home run on Aug. 2 against Beloit.
- Had a brief stint on the injured list for a left ankle contusion Aug. 23-Sept. 18.

2012: Batted .313 (71-for-227) with 33 RBI in 57 total games between the Arizona League Mariners and High-A High Desert in his first professional season.

- Led the Arizona League in triples (12) and ranked among league leaders in hits (68, T-1st), runs (42, T-4th), total bases (103, 6th), extra-base hits (23, 8th) and batting average (.316, 10th).

BACKGROUND / PERSONAL

- Timothy Aaron Lopes ... he and wife Amber have a daughter, Dallas.
- His older brother, Christian, is in the Arizona Diamondbacks organization.
- Graduated from Edison High School in Huntington Beach, California.
- Supporter of Compassion International, a child sponsorship and humanitarian organization.
- Enjoys the beach, fishing and spending time with family and friends.

2021	HIGHS AND LOWS	CAREER
1, June 12 vs. PIT	Hits	3, 3x, last: Sept. 14, 2020 vs. OAK
None	Home Runs	1, 3x, last: Sept. 26, 2020 at OAK
None	RBI	2, 5x, last: Sept. 26, 2020 at OAK
1, June 12 vs. PIT	Hit Streak	6, Aug. 13-18, 2019
1, June 13 vs. PIT	Runs	2, 5x, last: Sept. 26, 2020 at OAK
None	Doubles	3, Sept. 14, 2020 vs. OAK
None	Triples	None
1, June 12 vs. PIT	Total Bases	6, Sept. 14, 2020 vs. OAK
1, June 13 vs. PIT	Walks	2, 3x, last: Sept. 15, 2019 vs. CWS
2, June 16 vs. CIN	Strikeouts	3, 3x, last: Sept. 27, 2020 at OAK
None	Stolen Bases	1, 11x, last: Aug. 21, 2020 vs. TEX



LOPES' CAREER TRANSACTIONS

- 2012: Selected by Seattle in the sixth round of the First-Year Player Draft.
- 2016: Acquired by Toronto via trade with Seattle as the player to be named later, Sept. 30.
- 2018: Signed by Seattle as a Minor League free agent, Nov. 14.
- 2019: Placed on the seven-day concussion injured list, July 26; transferred to the 10-day injured list, Aug. 4; reinstated from the injured list, Aug. 6.
- 2020: Claimed off waivers by Milwaukee from Seattle, Dec. 22.
- 2021: Signed by Colorado as a Minor League free agent, Dec. 1.



Ht: 6-1 **Wt:** 230 **B/T:** R/R
Opening Day Age: 27
Born: Feb. 22, 1995 in San Felix, Venezuela
Major League Service: 5.027
Contract: Through 2023, club option for 2024
Obtained: Acquired from Tampa Bay in a four-player trade, Jan. 28, 2016
Pronunciation: *hair-MAHN MAR-kehz*
Stats: *Baseball Reference / MLB.com*

48 | GERMÁN MÁRQUEZ

RIGHT-HANDED PITCHER

MÁRQUEZ

CAREER HIGHLIGHTS

- Named to his first MLB All-Star team in 2021, representing the NL and the Rockies at Coors Field.
- Started his second consecutive Opening Day for the Rockies on April 1, 2021 ... was also Colorado's Opening Day starter at Texas on July 24, 2020, his first career Opening Day start.
- Took a no-hitter into the ninth inning June 29 vs. Pittsburgh before allowing a leadoff single to Ka'ai Tom, the third-longest no-hit bid in franchise history behind Ubaldo Jimenez's no-hitter on April 17, 2010 at Atlanta and Kyle Freeland's 8.1 no-hit innings on July 9, 2017 vs. Chicago-AL
- Since 2017, ranks among National League leaders in starts (135, T-3rd), innings pitched (793.2, 4th) strikeouts (801, 5th), and wins (53, 5th).
- Holds a 4.73 career ERA at Coors Field, the sixth-best in franchise history among Rockies starters (min. 60 GS).
- Named a 2021 NL Silver Slugger Award finalist ... won the award in 2018, joining Mike Hampton (2001 & 2002) as the only pitchers in club history to garner that recognition.
- Ranks third in franchise history with 816 strikeouts ... sixth with 54 wins.
- Pitched the first one-hit complete-game shutout in franchise history, April 14, 2019 at San Francisco
- Set a single-season franchise record with 230 strikeouts in 2018 (previous: Ubaldo Jiménez, 214 in 2010), the fourth-most strikeouts in the National League.
- Named National League Pitcher of the Month for September 2018 (2.14 ERA).
- Became the second pitcher in club history named to the Topps All-Star Rookie Team in 2017 (also: Jason Jennings, 2002) after leading Major League rookies in quality starts (14) and tied for the lead in wins (11).
- Recorded his first career win on Sept. 21, 2016 at 21 years, 212 days of age, becoming the second-youngest Rockies player to earn his first career win (youngest: Jamey Wright, 21 years, 206 days).

Major League DEBUT

9/8/16 at SD

FIRST ML WIN

9/21/16 vs. STL

2021: Started his second consecutive Opening Day and represented the Rockies in his first All-Star game ... finished the season tied with the most complete games in the Majors (three) and led the Rockies with 180.0 IP.

- Went 8-3 with a 3.67 ERA (103.0 IP, 42 ER) in 18 starts at Coors Field, 11 of them quality ... limited opponents to a .214 average (81-for-379) with nine home runs ... Rockies won 11 of his last 13 starts at home (Márquez 7-2), posting a 2.95 ERA (79.1 IP, 26 ER) over that span ... Colorado was 14-4 overall in his home starts.
- His 3.67 home ERA in 2021 ranked as the seventh-lowest in a full season in franchise history (min. 15 starts).
- Went 4-8 in 14 road starts, posting a 5.38 ERA (77.0 IP, 46 ER) with 12 homers allowed, 24 walks and 78 strikeouts.
- Through his last seven road starts, held a 7.13 ERA (35.1 IP, 28 ER) with 48 hits, 11 walks, 33 strikeouts and seven home runs ... in the previous two starts prior to this stretch, allowed one run through 15.0 innings with five hits, one walk, 16 strikeouts and one home run.
- Took a no-hitter into the ninth inning June 29 vs. Pittsburgh before allowing a leadoff single to Ka'ai Tom, the third-longest no-hit bid in franchise history behind Ubaldo Jimenez's no-hitter on April 17, 2010 at Atlanta and Kyle Freeland's 8.1 no-hit innings on July 9, 2017 vs. Chicago-AL ... third-longest no-hit bid by any pitcher at Coors Field behind Hideo Nomo's no-hitter on Sept. 17, 1996 and Freeland's outing ... first one-hit complete-game shutout by a Rockies pitcher in Coors Field history, the fourth by any pitcher at Coors Field ... joined Nomo, Pat Rapp (Sept. 17, 1995), and Roy Oswalt (Sept. 6, 2008) ... used 92 pitches, the fifth-fewest in a nine-inning complete-game in Rockies history and the fewest since Jason Marquis used 86 pitches on June 30, 2009 against the Dodgers.

(MÁRQUEZ, continued)

- Was named to the National League All-Star team, the eighth pitcher in franchise history to make the team and the sixth starting pitcher, joining Ubaldo Jiménez (2010), Jason Marquis (2009), Aaron Cook (2008), Shawn Chacon (2003) and Mike Hampton (2001) ... pitched a three-up, three-down fourth inning in the game, inducing ground outs by Rafael Devers and Marcus Semien and striking out Salvador Perez.
- Went 4-1 with a 1.50 ERA (42.0 IP, 7 ER) over six starts June 17-July 20 ... limited opponents to 19 hits (.136 average) with eight walks and 39 strikeouts ... only pitcher in Rockies history to post those numbers through a six-start span.
- Led NL pitchers in slugging percentage (.415), doubles (five) and home runs (1) ... ranked second among NL pitchers in hits (14) and batting average (.264) and tied for first in RBI (nine) ... first NL pitcher to have five or more doubles in a season since Zack Greinke (6) and Shelby Miller (5) in 2014.
- Hit .344 (11-for-32) with four doubles, one home run and eight RBI over his last 16 starts since June 12.

2020: Was Colorado's Opening Day starter for the first time in his career and led the National League with 82.1 innings pitched.

- Took his first career Interleague loss on Opening Day after allowing one run on two hits over 5.2 innings of work.
- His Opening Day start was the sixth of his career in which he pitched at least five hitless innings, a franchise record.
- Tied for the Major League lead with 13 starts.
- Posted an ERA of 2.06 on the road (43.2 IP, 10 ER) with a 3-2 record, 13 walks and 38 strikeouts over seven starts ... his road ERA ranked third in the NL, fifth in MLB, trailing only Trevor Bauer (1.35) and Clayton Kershaw (1.84) in the NL.
- Recorded his 600th career strikeout on Aug. 20 vs. Houston, becoming the seventh player in franchise history to reach the 600-strikeout plateau and the youngest to do so at age 25 years and 180 days (previous record: Ubaldo Jiménez, 26 years and 217 days).

2019: At the time he was placed on the injured list on Aug. 26, led the National League with 174.0 innings pitched, was tied for fifth with 12 wins and ranked ninth with 175 strikeouts.

- Made 28 starts before being placed on the 10-day injured list on Aug. 26 with right arm inflammation ... missed the remainder of the season.
- In his final seven starts after July 15, went 4-0 with a 3.68 ERA (44.0 IP, 18 ER), seven walks and 47 strikeouts.
- Pitched at least eight innings four times, the most eight-frame outings since Jhoulys Chacín had four in 2013.
- Went 8-4 with a 4.45 ERA (127.1 IP, 63 ER) and 125 strikeouts in 20 starts in the first half, tied for the most first-half strikeouts in franchise history (also: Jon Gray, 2018).
- Three of Colorado's four losing streaks of five or more games were snapped with Márquez earning the win in a quality start (April 14 at San Francisco, July 21 at New York-AL and Aug. 11 at San Diego) ... in those three games, he combined to allow five runs over 24.0 innings of work (1.88 ERA), with four walks and 19 strikeouts ... pitched eight or more innings in two of those games (Aug. 11 and April 14).
- Streak of 22.2 innings without issuing a walk from the second inning of his start on July 21 through the first inning of his start at San Diego on Aug. 11 was then tied for the second-longest single-season streak in franchise history, and the longest streak for a starting pitcher in franchise history (since surpassed by Austin Gomber in 2021).
- Pitched his first career complete-game shutout on April 14 at San Francisco, allowing one hit with one hit batter and nine strikeouts ... took a no-hitter into the eighth inning, before allowing a one-out single to Evan Longoria ... it was the first one-hit complete-game shutout in franchise history ... his game score of 94, per *Baseball Reference*, was one point short of Jon Gray's franchise record of 95 set on Sept. 16, 2016 (CGSO, 4 H, 16 SO).
- Took a perfect game into the sixth inning on April 30 at Milwaukee, the second time in the month that he took a perfect game through at least five innings ... per *Elias*, became the first pitcher in franchise history to have two games in which he was perfect through five innings in one season, let alone one month, and the first pitcher in MLB to have two such games in one month since Max Scherzer in June 2015.
- Allowed a career-high 11 runs on 11 hits over 2.2 innings on July 15 vs. San Francisco in the first game of a doubleheader.
- Batted .234 (11-for-47) with four doubles, one triple and 11 RBI ... led all pitchers with 11 RBI, tied for the lead with four doubles and tied for sixth with 11 hits ... his 11 RBI were tied for the second most by a pitcher in a single season in franchise history, the most since Jason Jennings had 11 in 2002.
- Had a five-game hitting streak from May 5-31, the first Rockies pitcher with a five-game streak since Mike Hampton in 2001.
- Batted .500 (6-for-12) with nine RBI in May, the most RBI by a pitcher in any month since the St. Louis Cardinals' Rick Wise had nine RBI in August 1973 ... recorded at least one RBI in four straight games, May 5-26, the second pitcher in franchise history with a four-game RBI streak (Brian Bohanon, Aug. 11-27, 2000) and the first Major League pitcher with a four-game RBI streak since Yovanni Gallardo from July 31-Aug. 17, 2012.
- Signed a five-year contract extension on April 6 that covers the 2019-23 seasons with an option for 2024.

(MÁRQUEZ, continued)

2018: His single-season franchise record 230 strikeouts (previous: Ubaldo Jiménez, 214 in 2010) ranked fourth in the National League.

- Finished with a 3.77 ERA, then the eighth-lowest ERA in Rockies history for a single season (now 10th) ... his .241 batting average against ranked sixth all-time.
- His 2.95 road ERA (106.2 IP, 35 ER) ranked eighth in the NL ... tied for sixth in the NL with eight road wins ... his .203 (79-for-390) opponents' batting average against on the road ranked ninth in the league.
- Recorded 12 consecutive quality starts from July 29-Sept. 26, tying for the second-longest single-season streak in club history ... Ubaldo Jiménez had a 14-start streak to begin the 2010 season and a 12-start streak in 2009.
- Only the second Rockies pitcher (Mike Hampton, 2001-02) in franchise history to win a Silver Slugger Award ... led all Major League pitchers with 18 hits, a .300 batting average and a .350 slugging percentage.
- His 18 hits were the most by a pitcher since Zack Greinke recorded 19 hits in 2013, and the most by a Rockies pitcher since Hampton (21) and Jason Jennings (19) in 2002.
- Named National League Pitcher of the Month for September after going 3-1 with a 2.14 ERA (33.2 IP, 8 ER), five walks and 48 strikeouts ... became the third pitcher in Rockies history (fourth time) to earn Pitcher of the Month honors (also: Ubaldo Jiménez, April & May, 2010 and Shawn Chacon, April 2003).
- His 50 strikeouts from Aug. 30-Sept. 21 set a club record for the most over a five-game span ... his 44 strikeouts from Aug. 25-Sept. 10 were the most over a four-game span in club history ... his 35 strikeouts Aug. 30-Sept. 10 were the most over a three-game span.
- Struck out 11 or more batters in three consecutive starts from Aug 30-Sept. 10, the first player in franchise history to strike out 11-plus in consecutive starts ... accomplished the feat a second time Sept. 21-26 ... only the fourth Rockies pitcher to record double-digit strikeouts in back-to-back-games (Jon Gray, Jorge De La Rosa, Pedro Astacio) ... three-straight starts with 10-plus strikeouts, one start short of matching Pedro Astacio's club record set May 8-24, 2000.
- Recorded 13 strikeouts on Aug. 30 at San Diego, tied for the third-most in franchise history, the most for a Rockies pitcher since Jon Gray's 16-strikeout performance vs. the Padres on Sept. 17, 2016 ... fifth pitcher in franchise history to strikeout out at least 13 batters (Gray, Ubaldo Jiménez, Shawn Chacon, Darryl Kile).
- Tied a modern Major League record (since 1900) by striking out the first eight batters of the game vs. the Philadelphia Phillies on Sept. 26 ... matched the Astros' Jim Deshaies (Sept. 23, 1986) and the Mets' Jacob deGrom (Sept. 15, 2014) ... before the modern era, Mickey Welch of the New York Gothams started a game with nine consecutive strikeouts on Aug. 28, 1884 ... the eight-straight strikeouts were also a franchise record for consecutive strikeouts in a single game and tied the franchise record for strikeouts vs. consecutive batters faced (also: Justin Miller, three games, Sept. 7-11, 2015) ... finished with 11 strikeouts in the game to raise his season total to 221, which surpassed Ubaldo Jimenez's club record of 214, set in 2010.
- Pitched an immaculate inning (nine pitches, three strikeouts) in the fourth inning on Aug. 8 vs. Pittsburgh, the second Rockies pitcher to accomplish the feat (also: Rex Brothers, June 14, 2014 at San Francisco) and the first pitcher to accomplish the feat at Coors Field.
- Started Game 3 of the NLDS vs. Milwaukee at Coors Field, a 6-0 Rockies loss that eliminated them from the postseason ... pitched five innings and allowed two runs on seven hits with one walk and five strikeouts.
- Also started the NL West Division tiebreaker at Los Angeles-NL on Oct. 1 ... suffered a 5-2 Rockies loss after allowing four runs (two earned) on five hits with two walks and nine strikeouts ... all four runs were scored on two, two-run home runs.

2017: Made his first Opening Day roster and led all Major League rookies with 14 quality starts and 147 strikeouts.

- Went 11-7 with a 4.39 ERA (162.0 IP, 79 ER), 49 walks and 147 strikeouts in 29 starts ... his 11 wins were tied for first among all Major League rookie pitchers (also: Kyle Freeland).
- Recorded six consecutive quality starts from July 7-Aug. 8 ... per Elias, it is the longest such streak by a Rockies rookie (previous: five quality starts, four times; last: Kyle Freeland, April 23-May 16, 2017).
- Also according to Elias, became the first rookie in Rockies history to record at least nine strikeouts in three consecutive games in a single season, July 17-29 (9, 9, 10).
- Pitched a career-high eight shutout innings, with six no-hit innings, on May 10 vs. Chicago-NL ... allowed a double to Kris Bryant in the top of the seventh to break up the no-hitter.
- Named to the *Topps* All-Star Rookie Team, the second pitcher in franchise history to be named to the team (also: Jason Jennings, 2002).

2016: Made his Major League debut on Sept. 8 at San Diego in which he allowed two hits and three runs in 2.1 innings pitched.

- Made his first big league start on Sept. 21 vs. St. Louis, where he also recorded his first Major League win to become the second-youngest Rockies pitcher to earn his first career win at 21 years, 212 days of age (youngest: Jamey Wright, July 17, 1996 vs. San Francisco at 21 years and 206 days of age).
- Made 21 starts with Double-A Hartford, where he went 9-6 with a 2.85 ERA (135.2 IP, 43 ER), en route to being named the Eastern League Pitcher of the Year ... his 126 strikeouts were second-most in the league.

2015: Made 26 appearances with 23 starts for High-A Charlotte in the Tampa Bay organization, going 7-13 with a 3.56 ERA (139.0 IP, 55 ER).

- Walked 29 batters with 104 strikeouts, tied for the sixth-most strikeouts in the Florida State League.
- Went 2-2 with a 0.72 ERA (25.0 IP, 2 ER) in five appearances (four starts) in May.

(MÁRQUEZ, continued)

2014: Named a Rays Organization All-Star by MiLB.com after going 5-7 with a 3.21 ERA (98.0 IP, 35 ER) in 22 games, 18 starts, for Low-A Bowling Green.

- Went 3-3 with a 2.58 ERA (52.1 IP, 15 ER) in 11 second-half appearances, nine starts, after going 2-4 with a 3.94 ERA (45.2 IP, 20 ER) in the first half.

2013: As the youngest pitcher in the Appalachian League, went 2-5 with a 4.05 ERA (53.1 IP, 24 ER) in 12 starts for Rookie Level Princeton.

2012: Went 0-2 with a 6.82 ERA (34.1 IP, 26 ER) in 15 appearances, six starts, with the Venezuelan Summer League Rays.

- Went 0-1 with a 3.48 ERA (20.2 IP, 8 ER) in his six starts, and 0-1 with an 11.85 ERA (13.2 IP, 18 ER) in his nine relief appearances.

BACKGROUND / PERSONAL

- Germán Andres Márquez ... son of Germán Márquez and Oniela Rojas ... has an older sister, Hendyma, and a younger brother, Geremia.
- Resides in San Felix, Bolivar, Venezuela in the offseason.
- Married to Dilvanny, and together they have a son, Damian, born on July 24, 2018.
- Enjoys spending time with his family and going to the beach.
- Began playing baseball at the age of five.

 @GERMANMARQUEZ5

 @GERMANMARQUEZ45

MÁRQUEZ

2021	HIGHS AND LOWS	CAREER
9.0, June 29 vs. PIT	Most IP	9.0, 2x, last: June 29, 2021 vs. PIT
107, July 26 at LAA	Pitches	114, June 2, 2018 at LAD
1, June 29 vs. PIT	Low-hit CG	1, 2x, last: June 29, 2021 vs. PIT
9, June 12 at CIN	Runs	11, July 15, 2019 vs. SF (G1)
8, 2x, last: June 12 at CIN	ER	11, July 15, 2019 vs. SF (G1)
12, June 12 at CIN	Hits	12, 3x, last: June 12, 2021 at CIN
3, 2x, last: Aug. 30 at TEX	Hrs	3, 5x, last: Aug. 30, 2021 at TEX
6, April 1 vs. LAD	Walks	6, 2x, last: April 1, 2021 vs. LAD
11, July 4 vs. STL	Strikeouts	13, Aug. 30, 2018 at SD
1, July 4 vs. STL (11)	10+ Strikeout Games	10x, last: July 4, 2021 vs. STL (11)
2, 2x, last: Sept. 21-26	Win Streak	4, 4x, last: July 21-Aug. 17, 2019
3, April 28-May 9	Losing Streak	5, Aug. 9-Sept. 16, 2020

MÁRQUEZ'S CAREER TRANSACTIONS

- 2011: Signed by Tampa Bay as a non-drafted international free agent, July 2.
- 2016: Acquired by Colorado from Tampa Bay, along with LHP Jake McGee, in exchange for OF Corey Dickerson and INF Kevin Padlo, Jan. 28.
- 2019: Signed a five-year contact extension, including a club option following the 2023 season, April 6; placed on the 10-day injured list (right arm inflammation), Aug. 26; reinstated from the 10-day injured list, Sept. 30.

CAREER AWARDS		
All-Star		2021 (NL)
National League Pitcher of the Month		Sept., 2018
Silver Slugger		2018

HOME RUNS (2)		
Date	Opp.	Pitcher
7/11/18	ARI	Daniel Descalso
7/31/21	at SD	Yu Darvish

10+ STRIKEOUT GAMES (10)		
Date	Opp.	Strikeouts
7/29/17	at WSH	10
8/29/17	DET	10
8/8/18	PIT	10
8/30/18	at SD	13
9/4/18	SF	11
9/10/18	ARI	11
9/21/18	at ARI	11
9/26/18	PHI	11
7/31/19	LAD	10
7/4/21	STL	11



Ht: 6-2 **Wt:** 210 **B/T:** L/R
Opening Day Age: 27
Born: Dec. 14, 1994 in Yorba Linda, Calif.
Major League Service: 4.006
Contract: Through 2027
Obtained: Selected in the second round of the 2013 First-Year Player Draft
Stats: *Baseball Reference / MLB.com*

24 | RYAN McMAHON INFIELDER

McMAHON

CAREER HIGHLIGHTS

- On the Opening Day roster for the fourth time in 2021, appearing as a pinch-hitter on Opening Day.
- Named a finalist for the NL Rawlings Gold Glove Award at third base after posting a 2.5 defensive WAR, the highest in the NL.
- Tied a franchise record with 14 total bases on April 6 vs. Arizona, going 4-for-6 with a double and three home runs ... recorded the 18th three-home run game in franchise history ... set a career high with four hits ... one of only six players in 2021 to record four or more extra-base hits in a game ... ninth Rockie in history with four or more extra-base hits in a game.
- Became the first Rockie in franchise history to log 400 or more career innings at three different infield positions (1B, 2B, 3B).
- Since 2019, ranks second among Rockies players in RBI (195), home runs (56), games played (344), runs scored (173) and doubles (60) ... ranks first in walks (133).
- His 24 home runs and 83 RBI in 2019 were the most in a single season by a primary second baseman in franchise history, surpassing Clint Barmes in 2009 (23 home runs, 76 RBI).
- Won the Abby Greer Award in 2019, awarded to the Rockies' Spring Training MVP ... batted .424 (25-for-59) with nine doubles, one triple, three home runs and 14 RBI in 24 games.
- First player in franchise history to hit a game-winning home run in the seventh inning or later in consecutive games, Aug. 10-11, 2018 vs. Los Angeles-NL.
- Named MiLB.com Fan's Choice for Best Offensive Player in the Minor Leagues in 2017.
- Named an All-Star at each of his Minor League stops, 2013-17.

Major League DEBUT

8/12/17 at MIA

FIRST ML HIT

8/13/17 at MIA (1B, J.Tazawa)

FIRST ML HOME RUN

6/14/18 at PHI (H. Neris)

2021: Appeared in 113 games at third base (95 starts) and 52 at second base (44 starts) and was named a Gold Glove finalist as a third baseman for the first time in his career.

- Recorded 22 Defensive Runs Saved (DRS) via Sports Info Solutions, the most in the Majors ... 2.5 defensive WAR (Baseball Reference) the second-best in baseball ... 13 DRS at third base tied for second and nine DRS at second base finished fourth.
- According to Sports Info Solutions, had 21 Good Fielding Plays and 15 Misplays and Errors ... had the highest rate of Good Plays per 1,000 innings among third basemen and the second-lowest rate of misplays and errors ... his 21-15 ratio was the best among Major Leaguers (min. 600 innings at third).
- Set career highs in games (151), runs (80), hits (134), doubles (32), RBI (86), walks (59) and stolen bases (six).
- Tied a franchise record with 14 total bases on April 6 vs. Arizona, going 4-for-6 with a double and three home runs ... recorded the 18th three-home run game in franchise history ... set a career high with four hits ... one of only six players in 2021 to record four or more extra-base hits in a game ... ninth Rockie in history with four or more extra-base hits in a game.
- Posted a career-long, 10-game hitting streak Aug. 3-13, batting .333 (11-for-33) with three doubles, one home run and three RBI through the stretch.
- Hit 16 home runs in his first 67 games through June 15 (.261/.308/.527) ... eight home runs through 84 games from June 16 through the end of the season (.255/.353/.407).
- Hit a lead-flipping pinch-hit home run with two outs in the ninth inning Sept. 9 at Philadelphia, the first Rockie in history to hit a go-ahead pinch-hit home run when trailing and down to the last out ... fifth Major League player in the last 20 years to accomplish this feat on an 0-2 count, first since Justin Smoak on Aug. 31, 2018.
- Went 3-for-3 with his first career grand slam and two walks July 30 at San Diego ... joined Larry Walker and Andres Galarraga as the only players in franchise history to record three hits, two walks and four RBI in a road game ... first Rockie since Raimel Tapia on Aug. 20, 2020 to reach base five times in a game.

(McMAHON, continued)

2020: Made 48 starts (28 at second base, 10 at first base and 10 at third base) with two appearances at shortstop, the first of his career.

- Batted .220 (37-for-168) as a starter.
- His nine home runs were second-most on the club behind Trevor Story's 11 ... hit home runs in consecutive games (Sept. 25-26) for the fourth time in his career (last: three consecutive games, Aug. 14-17, 2019).
- His strikeout percentage of 34.2 was the second-highest in the Majors, the second-highest in the National League.
- Hit a game-tying home run in the ninth inning on Sept. 11 vs. Los Angeles-AL, his sixth-career game-tying home run, his first in the ninth inning or later.
- Recorded his fifth career multi-home run game Aug. 20 vs. Houston.
- His home run on Aug. 12 vs. Arizona came on a 3-0 count, the 21st home run on 3-0 in Rockies history and the first since Michael Cuddyer hit one on May 24, 2014 at Atlanta.

2019: Became Colorado's primary second baseman, making 98 starts at the position, in addition to 14 starts at first base and 10 at third.

- His 24 home runs and 83 RBI on the season were the most by a primary second baseman in franchise history, surpassing Clint Barmes in 2009 (23 home runs, 76 RBI).
- Finished second on the team with 47 RBI and 17 home runs in the second half, trailing Nolan Arenado in both categories (21 HR, 51 RBI).
- His four multi-home run games tied with Arenado and Trevor Story for the most on the club.
- Had one stint on the 10-day injured list, April 6-18, with a left elbow strain ... went 3-for-4 with two home runs and a career-high five RBI his first game back on April 18 vs. Philadelphia ... became the first player in Rockies history to hit two or more home runs in his first game after being reinstated from the injured list.
- Tied for second on the Rockies with 17 go-ahead RBI (Arenado ranked first with 22) and eight game-winning RBI.
- Hit his second career walk-off home run (two RBI) on Aug. 26 vs. Atlanta (also: Aug. 8, 2018 vs. Los Angeles-NL).

2018: Made his first career Opening Day roster and appeared in 91 games across three stints with the Rockies.

- Made 21 starts at first base, eight at second base and eight at third base ... batted .238 (31-for-13) with seven doubles, one triple, two home runs and nine RBI as a starter.
- Batted .216 (8-for-37) with two home runs as a pinch-hitter ... pinch-hit three-run home run on June 20 vs. New York-NL, and a pinch-hit solo home run on Sept. 4 vs. San Francisco.
- Became the first player in franchise history to hit a game-winning home run in the seventh inning or later in consecutive games, Aug 10-11 vs. Los Angeles-NL ... two-out, three-run walk-off home run Aug. 11 and a two-run home run in the seventh inning on Aug. 10.
- Went 0-for-3 with one walk in four postseason plate appearances.

2017: Made his Major League debut for the Rockies on Aug. 12 at Miami as a pinch-hitter.

- Appeared in 17 games across two stints with the Rockies ... made three starts, all at first base.
- Recorded his first Major League hit on Aug. 13 at Miami, a single in the eighth inning off Junichi Tazawa.
- Appeared in the 2017 Futures Game in Miami and went 0-for-1 with a walk.
- Promoted to Albuquerque on June 1 and won the Pacific Coast League Player of the Month for June ... hit .429 and led the PCL in hits (50), extra-base hits (21), total bases (85) and doubles (14).
- Named MiLB.com Organization All-Star and a *Baseball America* Triple-A All-Star.

2016: Spent the season with Double-A Hartford, where he recorded a club-leading 75 RBI and a career-high 55 walks.

- Batted .242 (113-for-466) with 49 runs, 27 doubles, five triples, 12 home runs, 75 RBI and a .399 slugging percentage ... played first base for the first time in his career.
- Named a Rising Star in the Arizona Fall League ... hit .247 with two doubles, one triple and one home run for the Salt River Rafters.

2015: Named a California League Mid-Season and Post-Season All-Star.

- Led the California League with 43 doubles and ranked fifth in hits and seventh in batting average.
- Named a *Baseball America* Minor League All-Star and a High Class A All-Star.

2014: Named a South Atlantic League Mid-Season and Post-Season All-Star.

- Ranked among South Atlantic League leaders in doubles (46, 2nd), RBI (102, T2) and runs (93, T2).
- Named South Atlantic League Player of the Week for the week ending on April 20.
- Named a *Baseball America* Low Class A All-Star.

2013: Spent his first professional season with Rookie Level Grand Junction and batted .321 (70-for-218) in 59 games.

- Named the Pioneer League Player of the Week for the week ending Sept. 2.

(McMAHON, continued)

- Named a Topps Short-Season/Rookie All-Star and MiLB.com Organization All-Star.

BACKGROUND / PERSONAL

- Ryan Patrick McMahon ... resides in Scottsdale, Ariz., during the offseason.
- Married to Natalie and the couple has a dog, Radley.
- He is the oldest sibling ... has a younger sister, Meghan (24), and brother, TJ (21).
- Cousin, Sidney Dobner, who is a coach for the Milwaukee Bucks.
- Both of his grandfathers served in the military, one in the Army and one in the Navy.
- In his free time, he likes to golf, fish, bowl and bike ... his favorite food is steak.
- Attended Mater Dei High School in Santa Ana, Calif. ... was the Trinity League Most Valuable Player as a senior in 2013.
- Committed to the University of Southern California before being drafted in 2013.
- Can juggle.
- In his free time, collects porcelain dolls and enjoys long walks on the beach.



@RY_McMAHON



@RYMcMAHON

2021

HIGHS AND LOWS

CAREER

4, April 6 vs. ARI	Hits	4, April 6, 2021 vs. ARI
3, April 6 vs. ARI	Home Runs	3, April 6, 2021 vs. ARI
4, 5x, last: Sept. 29 vs. WSH	RBI	5, April 18, 2019 vs. PHI
10, Aug. 3-13	Hit Streak	10, Aug. 3-13, 2021
3, April 6 vs. ARI	Runs	3, 3x, last: 3, April 6, 2021 vs. ARI
2, 2x, last: Sept. 11 at PHI	Doubles	2, 3x, last: Sept. 11, 2021 at PHI
1, June 15 vs. SD	Triples	1, 4x, last: June 15, 2021 vs. SD
14, April 6 vs. ARI	Total Bases	14, April 6, 2021 vs. ARI
2, 11x, last: Sept. 19 at WSH	Walks	2, 27x, last: Sept. 19, 2021 at WSH
5, June 25 at MIL (Game 2)	Strikeouts	5, June 25, 2021 at MIL (Game 2)
1, 6x, last: Sept. 27 at WSH	Stolen Bases	1, 12x, last: Sept. 27, 2021 at WSH

McMAHON'S CAREER TRANSACTIONS

- 2013: Selected by Colorado in the second round of the First-Year Player Draft (signed by Jon Lukens).
- 2019: Placed on the 10-day injured list (sprained left elbow), April 6; reinstated from the IL, April 18.

WALK-OFF RBI (2)

Date	Opp.	Pitcher	Play
8/11/18	LAD	J. Chargois	3-run home run
8/26/19	ATL	J. Blevins	2-run home run

PINCH-HIT HOME RUNS (5)

Date	Opp.	Pitcher	RBI
6/20/18	NYM	R. Gsellmen	3-run home run
9/4/18	SF	R. Moronta	Solo home run
5/3/19	ARI	T. McFarland	2-run home run
8/14/19	ARI	Y. Hirano	3-run home run
9/9/21	at PHI	I. Kennedy	2-run home run

MULTI-HOME RUN GAMES (7)

No.	Date	Opp.	Pitcher(s)
2	4/18/19	PHI	Z. Eflin / V. Arano
2	5/19/19	at PHI	J. Eickhoff / J. Álvarez
2	8/17/19	MIA	A. Conley / W. Chen
2	9/15/19	SD	C. Quantrill / R. Erlin
2	8/20/20	HOU	C. Javier / R. Bailey
3	4/6/21	ARI	L. Weaver (2) / A. Young
2	5/21/21	at ARI	S. Frankoff / R. Smith



Ht: 6-3 **Wt:** 235 **B/T:** R/R
Opening Day Age: 23
Born: Aug. 17, 1998 in Santo Domingo Centro, D.R.
Major League Service: 0.000
Contract: Through 2022
Obtained: Acquired via trade from St. Louis, Feb. 1, 2021
Pronunciation: EL-LOWE-reece
Stats: Baseball Reference / MLB.com

44 | ELEHURIS MONTERO INFIELDER

MONTERO

CAREER HIGHLIGHTS

- Named the Double-A Northeast Player of the Month for July 2021 after leading the league in batting average (.416), hits (37), home runs (12), RBI (27), total bases (74), on-base percentage (.467), slugging percentage (.831) and OPS (1.298).
- Acquired by Colorado, along with four Minor League players, from St. Louis in exchange for Nolan Arenado on Feb. 1, 2021.
- Was the Midwest League Most Valuable Player for 2018.

2021: Attended his first Major League Spring Training before playing in 92 games with Double-A Hartford and 28 games with Triple-A Albuquerque.

- Slashed .279/.361/.523 for Hartford with 11 doubles, one triple, 22 home runs and 69 RBI.
- Promoted to Triple-A on Sept. 2 ... at the time of his promotion, ranked among Double-A Northeast leaders in RBI, (69, T-1), home runs (22, T-3), slugging (.523, 4th) and OPS (.884, 7th).
- Slashed .278/.355/.546 with the Isotopes, tallying nine doubles, one triple, six home runs and 17 RBI.
- Played 38 games with the Estrellas in the Dominican Winter League, slashing .221/.298/.307 with four doubles, one triple, two home runs and 15 RBI.
- Acquired by Colorado, along with four Minor League players, from St. Louis in exchange for Nolan Arenado on Feb. 1.

2020: Spent the season on the Cardinals' alternate training site roster.

2019: Played a majority of his injury-shortened season with Double-A Springfield.

- Slashed .188/.235/.317 (42-for-224) in 59 games across two stints.
- Placed on the injured list with a wrist sprain on April 27.
- Played for the Glendale Desert Dogs in the Arizona Fall League and slashed .200/.333/.300 (10-for-50) with three doubles, one triple and one RBI over 15 games.

2018: Named a Midwest League Mid-Season and Post-Season All-Star ... was the first Cardinals player to be named a Midwest League Most Valuable Player since Albert Pujols in 2000.

- Led Cardinals Minor Leaguers in doubles (37) and ranked among leaders in hits (151, 2nd), RBI (82), runs (81, 3rd), batting average (.315, 7th), slugging percentage (.504, 7th) and home runs (16, 8th).

2017: Named a Gulf Coast League Post-Season All-Star.

- Tied for the GCL lead in extra-base hits (22), ranked third in RBI (36), fourth in doubles (16) and sixth in total bases (81).
- Following the season, was ranked as the ninth-best prospect in the Gulf Coast League.

2016: Slashed .260/.349/.352 in 61 games for the DSL Cardinals, his second season with the club.

2015: Played his first professional season for the DSL Cardinals at the age of 16.

- Batted .328 with runners in scoring position.

BACKGROUND / PERSONAL

- Elehuris Montero
- His father, Francisco, pitched in the Phillies organization from 1996-2000.



MONTERO'S CAREER TRANSACTIONS

- 2014: Signed as a non-drafted international free agent, Aug. 29.
- 2021: Acquired by Colorado via trade with St. Louis, along with INF Mateo Gil, LHP Austin Gomber, RHP Tony Locey, and RHP Jake Sommers in exchange for INF Nolan Arenado and cash considerations.



Ht: 6-1 Wt: 212 B/T: L/R

Opening Day Age: 27

Born: Jan. 17, 1995 in Elk Grove, Calif.

Major League Service: 1.048

Contract: Through 2022

Obtained: Selected in the sixth round of the 2013 First-Year Player Draft

Stats: *Baseball Reference / MLB.com*

3 | DOM NUÑEZ CATCHER

NUÑEZ

CAREER HIGHLIGHTS

- Started 74 games at catcher in 2021, the third-most starts by a rookie catcher in franchise history and the second-most by a rookie catcher in the Majors in 2021.
- His 10 home runs in 2021 the second-most by a rookie catcher in franchise history (most: Wilin Rosario, 28, 2012).
- Made his Major League debut on Aug. 13, 2019 vs. Arizona, going 1-for-4 with a home run, becoming the seventh player in Rockies history to hit a home run in his debut.
- Transitioned from the infield to catcher prior to the 2014 season.

MAJOR LEAGUE DEBUT

8/13/19 vs. ARI

FIRST ML HIT

8/13/19 vs. ARI (home run, Yoan López)

FIRST ML HOME RUN

8/13/19 vs. ARI (Yoan López)

2021: Spent the entire 2021 season the Rockies' active roster, slashing .189/.293/.399 in 81 games.

- Appeared in 77 games at catcher, including 74 starts, the third-most starts by a rookie catcher in franchise history (most: Wilin Rosario, 100 games started, 2012) ... his 74 starts at catcher were the second-most by a rookie in the Majors in 2021, trailing only Ryan Jeffers of Minnesota.
- His 10 home runs were the second-most by a rookie catcher in franchise history, trailing Wilin Rosario's 28 home runs in 2012.
- Led all NL catchers with a 12.9 percent walk rate, the third-highest among all Major League rookies (min. 250 PA).
- Ranked eighth in the Majors and second in the NL with a 34.6 percent strikeout rate (min. 250 PA).
- 25 of his 43 hits went for extra bases (12 doubles, 10 home runs, three triples) and 30 of his 50 career hits are extra-base hits.
- Slashed .155/.244/.331 from the beginning of the season through June 26 ... from that point on, batted .244/.369/.512 through the end of the season.
- Tallied six-straight games with a walk from June 30-July 21, the longest streak by a Rockie since Jonathan Lucroy in 2017 (six-straight).
- Career-long five-game hitting streak Aug. 18-29, going 5-for-12 with one triple, one home run, two RBI and four walks across that span.
- Tabbed a career-high three hits and two doubles on July 8 at Arizona ... overall in 11 games vs. the Diamondbacks, batted .406 (13-for-32) with four doubles, one triple, five home runs and 13 RBI.

2020: Spent the shortened season at the Rockies' alternate training site in Denver.

- Batted .200 (3-for-15) with two runs, one home run, four RBI, four walks and six strikeouts across 12 Spring Training games.

2019: Played 16 games (10 starts) for Colorado in his debut season, following his Aug. 13 debut vs. Arizona.

- First hit and home run on Aug. 13 vs. Arizona in his Major League debut ... became the seventh player in franchise history to hit a home run in his debut (last: Trevor Story, April 4, 2016 at Arizona) ... the eighth player in franchise history to record a home run as their first Major League hit.
- Recorded his first career multi-hit game on Aug. 21 at Arizona.
- Hit .244 (52-for-213) with a career-high 17 homers in 61 games at Albuquerque.

2018: Spent his second season with Hartford as the club's starting catcher.

- Started 70 games and batted .222 (72-for-324) with 12 doubles, nine home runs and 42 RBI.

(NUÑEZ, continued)

2017: Spent the entire season with Double-A Hartford, his first stint at that level.

- Played for Salt River in the Arizona Fall League and batted .091 (4-for-44) with two doubles, one RBI, one walk and 12 strikeouts.

2016: Attended his first Major League Spring Training prior to spending the entire season with High-A Modesto.

- Played in a career-high 105 games for the Nuts, batting .241 with 13 doubles, two triples and 10 home runs.

2015: Set career highs in runs (61), doubles (23), home runs (13) and RBI (53) with Low-A Asheville.

- Led the club with 13 home runs, tied for the lead with 53 walks and ranked third with 53 RBI.

2014: Used solely as a catcher in his second season with Rookie Level Grand Junction.

- Started 37 games behind the plate, his first experience as a catcher.

2013: Saw time at second base, shortstop and third base for Grand Junction in his first pro season.

- Tied for the team lead with 11 stolen bases.

BACKGROUND / PERSONAL

- Dominic Manuel Nuñez ... son of Manuel and Keri ... has two older siblings, Katie and Nick.
- Resides in Sacramento, Calif., in the offseason.
- Graduated from Elk Grove High School in Elk Grove, Calif.
- Committed to play at UCLA prior to signing with the Rockies.
- Played on the 2012 USA Baseball 18-under National Team that won the 2012 IBAF Junior AAA/18U World Championship in Seoul, South Korea.



2021	HIGHS AND LOWS	CAREER
3, July 8 at ARI.....	Hits	3, July 8, 2021 at ARI
1, 10x, last: Oct. 2 at ARI.....	Home Runs	1, 12x, last: Oct. 2, 2021 at ARI
4, May 1 at ARI.....	RBI	4, May 1, 2021 at ARI
5, Aug. 18-29.....	Hit Streak	5, Aug. 18-29, 2021
2, 3x, last: July 8 at ARI.....	Runs	2, 3x, last: July 8, 2021 at ARI
2, July 8 at ARI.....	Doubles	2, July 8, 2021 at ARI
1, 3x, last: Aug. 22 vs. ARI.....	Triples	1, 3x, last: Aug. 22, 2021 vs. ARI
6, May 1 at ARI.....	Total Bases	6, May 1, 2021 at ARI
2, 6x, last: Aug. 29 at LAD.....	Walks	2, 6x, last: Aug. 29, 2021 at LAD
3, 5x, last: June 20 vs. MIL.....	Strikeouts	4, Aug. 23, 2019 at STL
None.....	Stolen Bases	None

NUÑEZ'S CAREER TRANSACTIONS

- 2013: Selected by Colorado in the sixth round of the First-Year Player Draft (signed by Gary Wilson).



Ht: 6-2 **Wt:** 207 **B/T:** R/R
Opening Day Age: 32
Born: March 13, 1990 in Tewksbury, Mass.
Major League Service: 6.063
Contract: Through 2022, club option for 2023
Obtained: Selected in the 15th round of the 2012 First-Year Player Draft
Stats: *Baseball Reference / MLB.com*

45 | SCOTT OBERG RIGHT-HANDED PITCHER

OBERG

CAREER HIGHLIGHTS

- His 259 games since 2015 are tied for the most by a Rockies pitcher over that span with Carlos Estevez, T-13th in franchise history.
- Career 3.70 ERA (136.1 IP, 56 ER) at Coors Field is second all-time among Colorado relievers, fifth among all Rockies pitchers (min. 100 IP).
- Has been sidelined four times with axillary artery thrombosis (blood clot) in his right arm (2016, 2019, 2020, 2021).
- His 3.85 career ERA (257.1 IP, 110 ER) is seventh all-time among Rockies relief pitchers, ninth among all Rockies pitchers (min. 200.0 IP).
- Has gone 14-2 with a 2.35 ERA (114.2 IP, 30 ER) in 105 appearances since 2018 ... ranks fifth among MLB relievers in ERA (min. 100 appearances) in that span.
- Winner in the 2018 National League Wild Card Game against the Chicago Cubs, becoming the first reliever to win a postseason game when facing at least four batters and striking out all of them.

MAJOR LEAGUE DEBUT

4/14/15 at SF

FIRST ML WIN

4/14/15 at SF

FIRST ML SAVE

5/31/15 at PHI

2021: Did not pitch while recovering from blood clot procedure (placed on the 60-day injured list on March 23).

2020: Did not pitch after being placed on the 10-day injured list on July 23 with blood clots in his right arm (transferred to the 60-day on Aug. 2).

- Made three Spring Training appearances, earning no decisions across three appearances (2.2 IP, 3 H, 0 R, 3 SO).

2019: Among National League relievers, ranked third in ERA (2.25), tied for seventh in wins (seven) and 14th in opponent's batting average (.196).

- Made 49 relief appearances before being placed on the 10-day Injured List on Aug. 18 with axillary artery thrombosis (blood clot) in his right arm ... transferred to the 60-day IL on Aug. 19.
- Went 5-0 with four saves and a 1.71 ERA (31.2 IP, 6 ER) in 28 appearances at home ... did not allow a home run at home, the second pitcher in franchise history to make at least 25 appearances at Coors Field without allowing a homer (Boone Logan, 2016) ... limited opponents to a .191 batting average at Coors Field.
- Went 5-1 with a 1.24 ERA (43.2 IP, 6 ER) and a .159 opponent's batting average in 38 appearances prior to the All-Star break ... ERA was second-lowest among NL relievers.
- Scored upon in 11 games, including four times over his last 10 appearances.
- Pitched more than one inning 12 times, including a career-high-tying two innings six times ... posted a 0.43 ERA (21.0 IP, 1 ER) when pitching more than one inning.
- After being reinstated from the 10-day Injured List on June 27, 2018, went 13-2 with a 2.04 ERA (97.0 IP, 22 ER) ... 13 wins second-most among Major League relievers, 2.04 ERA fifth in MLB and second in the NL (min. 80 appearances).
- Underwent two procedures in August, including one at UCHHealth to dissolve the clot in the axillary artery, between the shoulder and the elbow ... a second procedure, performed by St. Louis vascular surgeon Dr. Robert Thompson at Barnes-Jewish Hospital at Washington University, cleaned out scar tissue, dissected the artery and made it wider to allow greater blood flow.

2018: Recorded eight wins, which was tied for first among National League relievers, and was scoreless in 47 of his 56 outings across two Major League stints.

- Winning pitcher in the National League Wild Card Game against the Chicago Cubs, becoming the first reliever

(OBERG, continued)

to win a postseason game when facing at least four batters and striking out all of them.

- Recorded three consecutive wins July 15-21, first Rockies pitcher to accomplish that feat and the first time a Major League pitcher has won in three straight team victories since Billy Koch for the Oakland A's, Sept. 1-4, 2002.
- On the Opening Day roster and then optioned to Triple-A Albuquerque on April 24 ... went 1-0 with a 1.76 ERA (15.1 IP, 3 ER) in 13 relief appearances for the Isotopes ... recalled May 28.
- Had a 1.60 ERA (8 ER, 45.0 IP) from June 1 through the end of the season, the lowest ERA over that span among NL relief pitchers (min. 45.0 IP).
- Made one stint on the disabled list, June 10-27 (back strain), and one on the paternity list, Aug. 14-17.
- Had an 8.2-inning scoreless streak snapped on a home run July 10 (A.J. Pollock), his first home run allowed since Sept. 24, 2017 at San Diego.
- His 53.2 percentage of inherited runners scored was the highest in NL ... second in NL with 47 inherited runners ... first in MLB with 25 runners scored.
- Scoreless over 11 appearances from Aug. 30-Sept. 18 (12.2 IP), before allowing a three-run home run on Sept. 19 (Yasiel Puig) at Dodger Stadium ... allowed four runs across 23 games after Aug. 10 (1.46 ERA, 24.0 IP).
- Appeared in each of the Rockies four postseason games, going 1-0 with a 4.91 ERA (3.2 IP, 2 ER), four hits, no walks and 10 strikeouts ... allowed both of his earned runs in NLDS Game 3 at Colorado vs. Milwaukee ... struck out 12 of his 17 batters faced in five career postseason appearances.
- Fanned the Cubs' Albert Almora Jr. for the final out at Wrigley Field in the 2-1, 13-inning National League Wild Card game on Oct. 2 in the longest postseason elimination game in Major League history (4:55).

2017: Spent the majority of the year with the Rockies, appearing in a career-high 66 games.

- Pitched two or more innings four times ... his only decision was a loss at Philadelphia on May 27.
- Recorded a 2.25 ERA (12.0 IP, 3 ER) in 13 appearances in September ... allowed four hits and two runs over his first nine games (April 3-23) for a 2.00 ERA.
- Made three appearances at Triple-A Albuquerque after Aug. 5 option ... allowed one earned run over 4.1 innings ... returned to Colorado for the rest of the season, Aug. 18.
- In nine games vs. Arizona, recorded an 0.82 ERA (11.0 IP, 1 ER) ... logged a 2.38 ERA (11.1 IP, 3 ER) in 13 games against the Los Angeles-NL.
- Got the final two outs in the second inning in relief of starter Jon Gray on Oct. 4 in the Wild Card game at Arizona, his first postseason experience.

2016: Appeared in 24 Major League games before being diagnosed with axillary artery thrombosis in August.

- Scored upon in eight of 24 outings across three stints with the Rockies in his second Major League season.
- Originally recalled from Triple-A April 25 and optioned May 20 ... scored upon in three of eight outings in that span, with a 4.76 ERA (11.1 IP, 6 ER).
- Recalled July 23 and made 15 appearances before being placed on the 15-day disabled list on Aug. 22 with axillary artery thrombosis ... transferred to the 60-day disabled list Aug. 26 ... subsequently underwent surgery after tests revealed blood clots in his right arm.
- Went 1-1 with one save and a 6.39 ERA (12.2 IP, 9 ER) over those 15 appearances.
- Recorded his only win of the season Aug. 11 at Texas.
- Was 1-0 with nine saves in 10 opportunities in 27 appearances at Triple-A ... notched a 2.43 ERA (29.2 IP, 8 ER) ... had a 1.80 ERA (14.0 IP, 2 ER) in 13 home games with Albuquerque.

2015: Appeared in 64 Major League games over three different stints with the Rockies.

- Made his debut April 14 at San Francisco, pitching a scoreless inning and allowing one hit in a 4-1 victory.
- First Rockies to win his Major League debut since Tyler Matzek vs. Atlanta, June 11, 2014 ... first Colorado reliever to win debut since Alberto Arias, May 1, 2007 at San Francisco.
- Converted his first Major League save May 31 at Philadelphia in a 4-1 victory, allowing one hit in one inning.
- Also won games May 19 vs. Philadelphia and Aug. 7 at Washington ... lost four times: May 10 vs. the Dodgers, Aug. 2 at St. Louis, Aug. 28 at Pittsburgh and Sept. 1 in game two of a doubleheader vs. Arizona.
- Stranded 31 of 39 inherited runners (20.5% scored), ranking 10th in the National League.
- On April 19 at Los Angeles-NL, allowed three home runs and recorded one out in the sixth inning.

2014: Spent his third professional season at Double-A Tulsa, going 15-for-15 in save opportunities, but appeared in just 27 games due to a strained shoulder.

- Placed on the 7-day disabled list June 13, and pitched only twice more, July 31 and Aug. 3, for a combined two innings.
- Made six appearances after May due to injury...despite the injury, was named to the Texas League Mid-Season All-Star team.
- Earned a save in four straight outings, June 1-8, his longest such streak of the season.

2013: A California League All-Star, led the High-A Modesto Nuts in appearances with 56 and ranked second in the league.

- His 1.86 ERA (53.1 IP, 11 ER) ranked third among all California League pitchers (min. 40 appearances).
- Also led the league with 33 saves, which were the most among Rockies organizational pitchers.

(OBERG, continued)

- Limited right-handed hitters to a .170 clip (19-for-112) and left-handed hitters to .190 (15-for-79) ... pitched one inning in the 2013 California-Carolina League All-Star game.

2012: Relieved in 25 games for Rookie Level Grand Junction in his first professional campaign and led the Pioneer League with 13 saves en route to being named a Post-Season All-Star.

BACKGROUND / PERSONAL

- Scott Michael Oberg ... son of Royd and Teresa, who reside in his hometown of Tewksbury, Mass ... has one brother, Jeffrey.
- Married to Diana, a nurse practitioner ... they reside in Sewell, N.J., in the offseason ... welcomed a daughter, Charlotte Rose, in August 2018.
- Attended and pitched at Tewksbury Memorial High School in Tewksbury, Mass.
- Attended the University of Connecticut, where he played with George Springer, Matt Barnes and Nick Ahmed.
- An avid soccer fan and supports Tottenham Hotspur F.C. (England).
- Enjoys reading in his free time.

OBERG

2019	HIGHS AND LOWS	CAREER
2.0, 6x, last: July 14 vs. CIN	Most IP	2.0, 23x, last: July 14, 2019 vs. CIN
None.....	Low-hit CG	None
4, Aug. 9 at SD.....	Runs	5, 3x, last: April 23, 2018 vs. SD
4, Aug. 9 at SD.....	ER	5, April 23, 2018 vs. SD
3, 2x, last: Aug. 9 at SD.....	Hits	4, 6x, last: April 18, 2018 at PIT
1, 5x, last: Aug. 9 at SD.....	HRs	3, April 19, 2015 at LAD
3, April 3 at TB.....	Walks	3, 2x last: April 3, 2019 at TB
3, 4x, last: June 27, 2019 vs. LAD.....	Strikeouts	3, 15x, last: June 27, 2018 vs. LAD
None.....	10+ Strikeout Games	None
5, May 5-June 20.....	Win Streak	7, April 13-Sept. 18, 2018
1, June 23.....	Losing Streak	2, Aug-28-Sept. 1, 2015



@SCOTTOBERG45

OBERG'S CAREER TRANSACTIONS

- 2012: Selected by Colorado in the 15th round of the First-Year Player Draft (signed by Mike Garlatti).
- 2016: Placed on the 15-day disabled list (axillary artery thrombosis, right arm), Aug. 22; transferred to 60-day disabled list, Aug 26; reinstated from the 60-day disabled list, Nov. 7.
- 2018: Placed on the 10-day disabled list (back strain), June 10; sent to Minors for rehabilitation (Albuquerque), June 23; reinstated from the 10-day disabled list, June 27; placed on the paternity list, Aug 14; reinstated from the paternity list, Aug. 17.
- 2019: Placed on the 10-day Injured List (axillary artery thrombosis, right arm), Aug. 18; transferred to 60-day Injured List, Aug 19; reinstated from the 60-day Injured List, Nov. 4; agreed to three-year contract with a club option for 2023, Dec. 11.
- 2020: Placed on the 10-day Injured List (blood clots in right arm), July 23 ... transferred to 60-day Injured List, Aug. 2; reinstated from the 60-day Injured List, Nov. 1.
- 2021: Placed on the 60-day Injured List (recovery from blood clot surgery), March 27.



Ht: 6-2 Wt: 192 B/T: L/L
Opening Day Age: 21
Born: Aug. 8, 2000 in San Francisco de Macoris, D.R.
Major League Service: 0.000
Contract: Through 2022
Obtained: Signed as a non-drafted international free agent, Aug. 12, 2016
Stats: *Baseball Reference / MLB.com*

46 | HELCRIS OLIVAREZ LEFT-HANDED PITCHER

CAREER HIGHLIGHTS

- Second Major League Spring Training in 2022.
- Was selected to the Rockies' 40-man roster on Nov 20, 2020.
- Led the Grand Junction Rockies with 61 strikeouts in 2019.

2021: Spent the full season with High-A Spokane, going 4-9 with a 6.05 ERA (99.2 IP, 67 ER), 68 walks and 112 strikeouts in 22 appearances (21 starts).

- Ranked second in the High-A West with 21 starts and fifth with 112 strikeouts.
- Started the first game of the High-A West Championship Series, allowing eight runs on six hits, including three home runs while only recording one out in the first inning.
- Struck out a season-high 11 batters in five innings on June 19 at Tri-City.
- Went 2-1 with a 3.33 ERA (27.0 IP, 10 ER), 14 walks and 29 strikeouts over his final five appearances (four starts) of the regular season.
- Made three relief appearances in his first Major League Spring Training, allowing two runs on two hits with six walks and one strikeout in five innings pitched.

2020: Named to Colorado's 2020 player pool and spent the 60-game shortened season at the alternate training site in Denver.

- Participated in Instructional League in Arizona during the offseason ... added to the 40-man roster on Nov. 20.

2019: Led the Rookie Level Grand Junction Rockies with 61 strikeouts.

- Made three starts with the DSL Rockies to begin the season before being assigned to Grand Junction on June 25.
- Combined across both levels to go 4-4 with a 3.86 ERA (60.2 IP, 26 ER), 31 walks and 82 strikeouts.
- Allowed one run over his three starts (14.0 IP) with the DSL Rockies.

2018: Made 13 starts with the DSL Rockies, going 6-1 with a 2.30 ERA (54.2 IP, 14 ER).

- Struck out seven batters over three scoreless innings in his first start, June 2.
- Allowed more than one run just three times.

2017: Made 17 relief appearances and one start for the DSL Rockies in his first professional season.

- Made his professional debut on June 7, pitching 1.2 innings of relief, and allowed four runs on two hits with two walks and two strikeouts.
- Struck out a season-high five batters over three innings in his one start, Aug. 21.



@HELCRISOLIVAREZ27



@HELCRISOLIVAREZ

OLIVAREZ'S CAREER TRANSACTIONS

- 2016: Signed by Colorado as a non-drafted international free agent, Aug. 12.

OLIVAREZ



Ht: 6-0 **Wt:** 210 **B/T:** R/R
Opening Day Age: 31
Born: Oct. 27, 1990 in Valencia, Venezuela
Major League Service: 2.167
Contract: Through 2022
Obtained: Signed as a Minor League free agent on Feb. 1, 2022.
Stats: Baseball Reference / MLB.com

55 | CARLOS PÉREZ

NON-ROSTER INVITEE
CATCHER

PÉREZ

CAREER HIGHLIGHTS

- 2021 Triple-A West Postseason All-Star as a catcher.
- Is a .215 career hitter with 11 home runs and 58 RBI in 212 games over four seasons in the Majors with Los Angeles-AL (2015-17), Texas (2018) and Atlanta (2018).
- Has thrown out 56-of-146 (38.4%) attempted base stealers in his Major League career.
- Hit a walk-off home run in his Major League debut for the Angels on May 5, 2015.
- Was originally signed by the Toronto Blue Jays out of Venezuela in 2008 and has also played in the Houston, Baltimore and Oakland organizations.
- Was named MVP of the New York-Penn League in 2010.

MAJOR LEAGUE DEBUT

5/5/15 vs. SEA

FIRST ML HIT

5/5/15 vs. SEA (single, James Paxton)

FIRST ML HOME RUN

5/5/15 vs. SEA (walk-off, Dominic Leone)

2021: Spent the entire season with the Las Vegas Aviators (Triple-A Oakland), hitting .269/.337/.572 with 31 home runs and 89 RBI in 97 games.

- His 31 home runs ranked second in all of Triple-A Baseball while his 89 RBI ranked third, his 215 total bases were tied for fourth, his .572 slugging percentage ranked fifth and his 51 extra-base hits were seventh-best in Triple-A ... 31 home runs were tied for seventh-most in all of Minor League Baseball.
- Won Triple-A West Player of the Week twice for the weeks of Aug. 22 and Sept. 5.
- Appeared in 31 games at catcher, 30 at first base, 20 in left field and was the designated hitter 19 times.
- With two outs and runners in scoring position, hit .305 (18-for-59) with four doubles, one triple, seven home runs and 37 RBI.
- Hit 23 of his 31 home runs in 30 games during July and Aug. while also recording 62 of his 89 RBI during the two month span.
- Played in 21 games for the Navegantes del Magallanes of the Venezuelan Winter League, going 11-for-73 (.151) with two home runs and 10 RBI.

2020: Was added to Oakland's 60-man player pool on June 29 but did not play during the season.

- Was a non-roster invitee with Oakland and went 4-for-13 (.308) with three doubles and two RBI in seven games during the spring.

2019: Spent most of the season at Double-A Bowie in the Baltimore organization where he hit .251 with 14 home runs and 60 RBI in 94 games ... also went 3-for-24 (.125) in eight games with Triple-A Norfolk and batted a combined .243 in 102 games overall.

- The games played, home runs (14) and RBI (60) were his most as a Minor Leaguer but the batting average and .293 on-base percentage was his lowest.
- Tied for third in the Orioles farm system in RBI, ranked fourth in home runs and slugging (.434), tied for sixth in extra base hits (37), tied for seventh in doubles (23) and 10th in OPS (.736).
- Ranked seventh in the Eastern League in slugging (.434).
- His batting average included a mark of .304 against left-handed pitchers compared to .221 with 11 of his 14 home runs against right-handers.
- Made 72 starts at catcher and 16 at first base...tossed out 33-of-77 (42.9%) attempted base stealers... committed six errors behind the plate (.991 fielding percentage) and one as a first baseman (.992)...also went 6-for-47 (.128) in 13 games at designated hitter.
- Reached base safely in 27 consecutive games from June 24 to July 26, which matched the longest reaching base streak in the EL in 2019...hit .316 with eight home runs, 20 RBI and a .384 on-base percentage during the streak.

(PÉREZ, continued)

- Had a season-high seven-game hitting streak from July 11-18 (10-for-28, .357)...hit .286 with six home runs in July, both his best single-month figures on 2019...then had 22 RBI in 26 games in August...tossed out three.

2018: Acquired by the Atlanta Braves from the Los Angeles Angels in exchange for infielder Ryan Schimpf on March 31...claimed off waivers by the Texas Rangers on May 2.

- Batted .143 with one home run and three RBI in 28 combined Major League games between Atlanta and Texas.
- Hit .305 with six home runs and 18 RBI in 26 combined Minor League games between Double-A Frisco and Triple-A Round Rock.

2017: Appeared in 11 games with the Los Angeles Angels across two stints after spending a majority of the season with Triple-A Salt Lake.

- Tallied his second career walk-off hit on April 11 vs. Texas with an RBI squeeze bunt.
- Led the Bees with a .352 average (92-for-261) while hitting five home runs and driving in 40 in 68 games with Salt Lake.

2016: Was the Opening Day catcher for Los Angeles-AL ... named a finalist for the Rawlings Gold Glove Award at catcher

- Posted a 37.5% (21-for-56) caught stealing percentage, good for third by an American League catcher (min. 650 inn.).
- Went 5-for-6 with two doubles, a home run and six RBI July 2 at Boston...joined Kendrys Morales, Chone Figgins, Mo Vaughn and Dave Winfield as the only Angels with five hits and six RBI in a single game...it was the fourth six-RBI game by an Angel catcher in franchise history and first since Jeff Mathis, July 23, 2008 vs. Cleveland...the five hits marked just the fifth occurrence in franchise history by an Angels catcher.

2015: Recalled by the Angels on May 4 and made his Major League debut the following day on May 5 vs. Seattle, going 2-for-4 with a home run and an RBI, including a walk-off home run in the bottom of the ninth.

- According to STATS, LLC., he was the fourth player all-time to hit a walk-off home run during a debut, joining the Florida Marlins Miguel Cabrera on June 20, 2003 vs. Tampa Bay, Cleveland Indians Josh Bard, Aug. 23, 2002 vs. Seattle, and the Angels Billy Parker, Sept. 9, 1971 vs. Milwaukee.
- Became the 26th Angel all-time to homer in his first game with the club, and just the sixth to do so during their Major League debut.
- Posted a 37.9% (18-for-59) caught stealing percentage, which ranked third in the American League.

2014: Spent the entire season with Triple-A Oklahoma City (Houston) appearing in 88 games...hit .259 with 16 doubles, two triples, a career-high-tying six home runs, 33 runs and 34 RBI.

- Was a non-roster invitee to Spring Training with the Astros.

2013: Split the season between Double-A Corpus Christi and Triple-A Oklahoma City...hit a combined .271 with 14 doubles, two home runs, 29 runs and 32 RBI in 91 games between the two levels.

- Threw out 47.8 percent (43-of-90) potential base stealers for the season.
- Was a non-roster invitee to Spring Training.

2012: Played in a combined 97 games between Single-A Lansing and Single-Advanced Lancaster...batted .285 with a career-high 28 doubles, six triples, five home runs, 59 runs and 50 RBI

- Finished third on Lansing in doubles and triples
- Threw out 33.6 percent (45-of-134) potential base stealers
- Was a non-roster invitee to Spring Training

2011: Spent the entire season with Single-A Lansing, hitting .256 with 17 doubles, six triples, three home runs, 58 runs and 41 RBI.**2010: Named MVP of the New York-Penn League and a NYPL Mid-Season All-Star.**

- Spent the entire season with Short-Season-A Auburn, batting .298 with 11 doubles, a career-high eight triples, two home runs, 44 runs and 41 RBI
- Led Auburn in hitting, triples, runs and RBI.

2009: Named the R. Howard Webster Award (awarded to the top Blue Jays player at each level) winner for the Gulf Coast League Blue Jays.

- Spent the full season with the GCL Blue Jays, playing in 43 games...hit .291 with 11 doubles, three triples, one home run, 17 runs and 21 RBI
- Hit his first professional home run July 24 vs. GCL Yankees

(PÉREZ, continued)

2008: Named the R. Howard Webster Award (awarded to the top Blue Jays player at each level) winner for the Dominican Summer League Blue Jays.

- Spent the entire season with the DSL Blue Jays...hit .306 with 10 doubles, two triples, 27 runs and 29 RBI in 58 games.

BACKGROUND / PERSONAL

- Carlos Eduardo Pérez...married to Karla ... has a daughter, Marcela, and a son, Mateo.
- Resides in Orlando in the offseason.



2018	HIGHS AND LOWS	CAREER
2, June 1 at LAA	Hits	5, July 2, 2016 at BOS
1, May 13 at HOU	Home Runs	1, 11x, last: May 13, 2018 at HOU
2, June 10 vs. HOU	RBI	6, July 2, 2016 at BOS
3, June 1-10	Hit Streak	6, Sept. 15-23, 2015
1, May 13 at HOU	Runs	3, 2x, last: July 26, 2016 at KC
1, 2x, last: June 1 at LAA	Doubles	2, 3x, last: Oct. 2, 2016 vs. HOU
None	Triples	No Triples
1, 2x, last: May 29 at SEA	Walks	2, 2x, last: Sept. 4, 2015 at TEX
3, Sept. 30 at SEA	Strikeouts	3, 3x, last: Sept 30, 2018 at SEA
1, June 10 vs. HOU	Stolen Bases	1, 4x, last: June 10 vs. HOU

PÉREZ'S CAREER TRANSACTIONS

- 2008: Signed as an international free agent by Toronto, Jan. 2
- 2012: Acquired by the Houston Astros in a July 2012 trade along with Francisco Cordero, Ben Francisco, Asher Wojciechowski, David Rollins, Joe Musgrove and a player to be named later (Kevin Comer) in exchange for J. A. Happ, Brandon Lyon, and David Carpenter, July 20.
- 2014: Added to Houston's 40-man roster, Nov. 3 ... acquired by Los Angeles-AL, along with RHP Nick Tropeano, from Houston in exchange for C Hank Conger.
- 2017: Placed on the 7-day disabled list; reinstated, May 25.
- 2018: Acquired by Atlanta in exchange for Ryan Schipf, March 31 ... claimed off waived by Texas, May 2 ... placed on 10-day disabled list (right ankle sprain), June 16; activated from 10-day DL, July 16; outrighted to Triple-A, July 16 ... contract selected by Texas, Aug. 25.
- 2019: Signed by Baltimore as a Minor League free agent Jan. 8 ... signed by Oakland as a Minor League free agent, Nov. 24.
- 2021: Signed by Oakland as a Minor League free agent, Feb. 2.
- 2022: Signed by Colorado as a Minor League free agent, Feb. 1.

PÉREZ



Ht: 6-1 Wt: 210 B/T: R/R

Opening Day Age: 25

Born: Aug. 9, 1996 in Winter Park, Fla.

Major League Service: 2.075

Contract: Through 2022

Obtained: Selected in the first round (third overall) of the 2015 First-Year Player Draft

Stats: *Baseball Reference / MLB.com*

7 | BRENDAN RODGERS

INFIELDER

RODGERS

CAREER HIGHLIGHTS

- Hit his first Major League home run on June 5, 2021 vs. Oakland, a pinch-hit home run off Jesus Luzardo, becoming the ninth player in franchise history to record their first Major League home run as a pinch hitter ... followed with his second home run on June 10 at Miami, also as a pinch-hitter, the first player in franchise history to hit his first two home runs as a pinch-hitter.
- Has slashed .293/.333/.497 with 20 doubles, three triples and 15 home runs in 90 games since his first career home run ... slashed .199/.248/.228 in his first 44 career games prior to hitting his first home run.
- Rated by *Baseball America* as Colorado's top prospect prior to the 2020 season.
- Futures Game selection in both 2017 and 2018.

MAJOR LEAGUE DEBUT

5/17/19 at PHI

FIRST ML HIT

5/18/19 at PHI (single, Aaron Nola)

FIRST ML HOME RUN

6/5/21 vs. OAK (Jesus Luzardo)

2021: Despite beginning the season on the 10-day injured list with a strained right hamstring, appeared in 102 games and batted .284/.328/.470 with 15 home runs and 51 RBI.

- Suffered the hamstring strain during Spring Training on March 13 ... placed on the 10-day IL on April 1 before being reinstated on May 21.
- Ranked second on the club with a .284 average (first: Connor Joe, .285), third in slugging percentage (.471) and fifth in home runs (15) and RBI (51).
- Hit 12 of his 15 home runs on the road, the second-most road home runs on the club.
- Hit his first career home run on June 5 vs. Oakland, a pinch-hit home run off Jesus Luzardo, becoming the ninth player in franchise history to record their first Major League home run as a pinch hitter ... followed with his second home run on June 10 at Miami, also as a pinch-hitter, the first player in franchise history to hit his first two home runs as a pinch-hitter, the first Major Leaguer to do so since Lane Thomas in 2019.
- All of his first three home runs came in a six-game span June 5-11 after going 145 plate appearances without a home run since his debut on May 17, 2019.
- Slashed .293/.333/.497 with 20 doubles, three triples and 15 home runs in 90 games from June 5 (the date of his first career home run) through the end of the season.
- Career-long 16-game hitting streak from July 21-Aug. 14, the second-longest streak by a Rockies player in 2021 (longest: Raimel Tapia, 18 games) ... hit .364 (24-for-66) with four doubles, one triple and four home runs over that span.
- Recorded a career-high five RBI in the second game of the Aug. 25 doubleheader at Chicago-NL.

2020: Appeared in seven games (four starts) for the Rockies, going 2-for-21 (.095) with one double and two RBI.

- Was removed from the 60-day injured list Nov. 4, 2019, after recovering from right shoulder surgery ... batted .429 (3-for-7) with one RBI across six games in Spring Training.
- Began the season at the Rockies' alternate training site ... had his contract selected on Aug. 19 but was placed on the 10-day injured list Aug. 31 with a right shoulder capsular strain.

2019: Made his Major League debut on May 17 at Philadelphia, playing in 25 games with the Rockies before right shoulder surgery ended his season.

- Contract selected from Triple-A Albuquerque on May 17 and made his Major League debut that night at Philadelphia in a start at second base ... went 0-for-4 but recorded his first career RBI in his first at-bat.
- Recorded his first Major League hit the following game, May 18, an infield single to third base off Aaron Nola.
- Appeared in 25 total games across two stints on the active roster ... optioned on June 15 and recalled for the second time on June 20.

(RODGERS, continued)

- Placed on the 10-day injured list on June 25 (retroactive to June 24) with a right shoulder impingement ... transferred to the 60-day injured list on July 17 after undergoing right shoulder surgery.
- Recorded a career-high three hits, including a double and one RBI on May 22 at Pittsburgh.
- Hit safely in 13 of his 25 games ... recorded at least one hit in seven straight starts, May 18-29.
- Appeared in 37 games with Albuquerque and batted .350 (50-for-143) with 10 doubles, one triple, nine home runs, 21 RBI, 14 walks and 27 strikeouts.
- Invited to his second Major League Spring Training and batted .222 (8-for-36) with one double and three RBI in 18 games.

2018: MiLB.com Organizational All-Star and Mid-Season All-Star for the third consecutive season.

- Played in 19 games with Triple-A Albuquerque, batting .232 (16-for-69) with five RBI.
- Placed on the seven-day disabled list with a left hamstring injury Aug. 12-19.
- Played in 95 games for Double-A Hartford, batting .275 (98-for-357) with 17 home runs and 62 RBI.
- Played for the United States team in the Futures Game in Washington, D.C., on July 15, going 1-for-4 with two runs and one double.

2017: Combined to hit .336 (125-for-372) in 89 games between High-A Lancaster and Double-A Hartford.

- Three times named the California League Player of the Week for Lancaster, May 14, May 28 and June 11 ... also named the MiLB.com California League Player of the Month for May.
- Promoted to Hartford on June 22 ... hit .304 (21-for-69) in 18 road games against Eastern League foes.
- Played for the United States in the Futures Game in Miami, going 1-for-1 with a run, RBI and walk.

2016: Named the Most Outstanding Major League Prospect in the South Atlantic League.

- Also named a Mid-Season and Post-Season All-Star in the SAL, a MiLB.com Organization All-Star and a *Baseball America* Low Class A All-Star.
- Finished fifth in the SAL in runs, 10th in hits, seventh in doubles, fourth in home runs and slugging percentage.

2015: Appeared in 37 games for Rookie Level Grand Junction in his first professional season.

- Batted .314 (22-for-70) in the second half, after hitting .233 (17-for-73) in the first half of the season.
- Went 4-for-6 with a double, home run and two RBI in his first professional game June 25.

BACKGROUND / PERSONAL

- Brendan Austin Rodgers ... son of Greg and Julie ... has two older brothers: Nate and Jared.
- Resides in Longwood, Fla., in the offseason.
- Attended Lake Mary High School in Lake Mary, Fla.
- Committed to Florida State prior to the draft.
- Enjoys fishing, ping pong and video games.



@BRENDANROD_3



@BRODDDDDD3

2021**HIGHS AND LOWS****CAREER**

3, 6x, last: Oct. 1 at ARI.....	Hits	3, 7x, last: Oct. 1, 2021 at ARI
1, 15x, last: Sept. 22 vs. LAD	Home Runs	1, 15x, last: Sept. 22, 2021 vs. LAD
5, Aug. 25 at CHC	RBI	5, Aug. 25, 2021 at CHC
16, July 21-Aug. 14	Hit Streak	16, July 21-Aug. 14, 2021
3, July 27 at LAA.....	Runs	3, July 27, 2021 at LAA
2, 3x, last: Sept. 6 vs. SF	Doubles	2, 3x, last: Sept. 6, 2021 vs. SF
1, 3x, last: Oct. 3 at ARI.....	Triples	1, 3x, last: Oct. 3, 2021 at ARI
7, 2x, last: Sept. 18 at WSH.....	Total Bases	7, 2x, last: Sept. 18, 2021 at WSH
2, 2x, last: June 30 vs. PIT	Walks	2, 3x, last: June 30, 2021 vs. PIT
3, Sept. 26 vs. SF.....	Strikeouts	3, 3x, last: Sept. 26, 2021 vs. SF
None.....	Stolen Bases	None

RODGERS' CAREER TRANSACTIONS

- 2015: Selected by Colorado in the first round (third overall) of the First-Year Player Draft (signed by John Cedarburg).
- 2019: Placed on the 10-day injured list (right shoulder impingement), June 25; transferred to the 60-day IL (right shoulder surgery), July 17; reinstated from the 60-day IL, Nov. 4.
- 2020: Placed on the 10-day injured list (right shoulder capsular strain), Aug. 31; reinstated from the 10-day IL, Sept. 28.
- 2021: Placed on the 10-day injured list (strained right hamstring), April 1; sent to Minors (Albuquerque) for rehabilitation, May 14; reinstated from the 10-day IL, May 21.



Ht: 6-2 **Wt:** 213 **B/T:** R/L
Opening Day Age: 24
Born: July 11, 1997 in Jackson, Tenn.
Major League Service: 0.000
Contract: Through 2022
Obtained: Selected in the first round (22nd overall) of the 2018 First-Year Player Draft
Stats: *Baseball Reference / MLB.com*

47 | RYAN ROLISON LEFT-HANDED PITCHER

CAREER HIGHLIGHTS

- Third Major League Spring Training in 2022.
- Ranked as the Rockies third-best prospect by MLB.com entering the 2022 season.
- Added to Rockies 40-man roster on Nov. 19, 2021.
- Named a California League Mid-Season All-Star (2019) and an MiLB.com Organization All-Star (2018).

2021: Split the season between Double-Hartford and Triple-A Albuquerque, making rehab appearances for High-A Spokane and the ACL Rockies, combining to go 4-3 with a 5.27 ERA (71.2 IP, 42 ER) in 16 starts, with 22 walks and 77 strikeouts.

- Went 2-2 with a 5.91 ERA (45.2 IP, 30 ER) in 10 starts for Triple-A Albuquerque ... promoted from Double-A Hartford to Albuquerque on May 18.
- Compiled a 2-1 record with a 3.07 ERA (14.2 IP, 5 ER) in three starts for the Yard Goats.
- Placed on 7-day injured list with appendicitis, June 14; broke a bone in his left hand while on the IL; activated from IL Aug. 27.
- Opposing left-handed batters hit a combined .284/.344/.421 while right-handed batters hit a combined .267/.329/.482.
- Assigned to the Tigres del Licey of the Dominican Winter League, going 1-1 with a 3.15 ERA (20.0 IP, 7 ER) in five starts.

2020: Spent the season on Colorado's alternate training site.

- Attended his first Major League Spring Training and appeared in two games, allowing four unearned runs across 2.2 innings.

2019: Split the season between Low-A Asheville and High-A Lancaster, where he was named a California League Mid-Season All-Star.

- Began the season with Asheville, where he allowed one run across three starts before being promoted to Lancaster on April 22 ... named the South Atlantic League Pitcher of the Week for April 15-21 after pitching six shutout innings at Hickory, his last start with the Tourists.
- Pitched six scoreless innings with two hits, no walks and seven strikeouts in his California League debut April 23 at Lake Elsinore ... between Asheville and Lancaster, did not allow more than three earned runs in a start until June 4 at Rancho Cucamonga, his 11th start of the season.
- Went 2-3 with a 4.23 ERA (55.1 IP, 26 ER) in his first 10 starts with Lancaster prior to the All-Star break to earn Mid-Season All-Star honors.
- Struck out a career-high eight batters four times, the last coming on June 9 at Lake Elsinore.

2018: Named MiLB.com Organization All-Star in his first professional season.

- Made nine starts for Rookie Level Grand Junction, going 0-1 with a 1.86 ERA (29.0 IP, 6 ER), eight walks and 34 strikeouts ... limited opponents to a .149 batting average.
- Allowed one run four times and two runs twice ... scoreless in three of his nine starts.

BACKGROUND / PERSONAL

- Ryan Perry Rolison ... son of Gary and Carol Ann ... has one older brother, Austin.
- Graduated from University School of Jackson in Jackson, Tenn. before attending the University of Mississippi.
- Enjoys playing golf, video games and reading in his free time.
- Donated \$10,000 to Shriners Hospital in 2019 by pledging a donation for every strikeout.
- Grew up playing catch with his grandmother in her backyard.



@RYANROLISON24



@RYAN.ROLISON

ROLISON'S CAREER TRANSACTIONS

- 2018: Selected by Colorado in the first round (22nd overall) of the First-Year Player Draft (signed by Zack Zulli).
- 2021: Added to the 40-man roster, Nov. 19, 2021



Ht: 6-1 **Wt:** 228 **B/T:** L/R
Opening Day Age: 31
Born: Oct. 6, 1990 in Cedar Rapids, Iowa
Major League Service: 3.086
Contract: Through 2022
Obtained: Signed to a one-year Minor League contract on March 13, 2022
Stats: *Baseball Reference / MLB.com*

32 | SCOTT SCHEBLER NON-ROSTER INVITEE OUTFIELDER

SCHEBLER

CAREER HIGHLIGHTS

- Made Major League debut with Dodgers, June 5, 2015 vs. St. Louis ... started in left field and singled in first at-bat.
- Recorded first career home run, Sept. 4, 2015 at San Diego ... also stole a base in that game, to join Jose Offerman (Aug. 19, 1990 vs. MON) as only Dodgers with a home run and stolen base in the same game, within first three career games.
- Tied for first among NL rookies in 2016 in outfield assists (5), and ranked tied for seventh in RBI (40), eighth in hitting (.265) and tied for eighth in multi-hit games (18).
- In 2017, became seventh right fielder in Reds history to produce at least 30 home runs ... also joined Joey Votto (36) and Adam Duvall (31) to produce the fourth 30-homer trio in Reds history (1956, 1970, 2007).
- Finished second in the 2013 AL Rookie of the Year Voting next to Tampa Bays' Wil Myers.
- Was an MiLB.com Organization All-Star in 2013 and 2014 with Dodgers and in 2016 with Reds.

MAJOR LEAGUE DEBUT

6/5/15 vs. STL

FIRST ML HIT

6/5/15, LAD vs. STL (C. Martinez)

FIRST ML HOME RUN

9/4/15, LAD at SD (J. Shields)

2021: Appeared in 14 games for Los Angeles-AL slashing .147/.147/.235 with two doubles, making three starts in center field, three in right field and one in center field.

- Hit 11 home runs and drove in 40 runs in 69 games for Triple-A Salt Lake.
- Had a season-high 11 game hitting streak from May 14-27 with the Bees, slashing .425/.489/.850 during that span to go along with five home runs and 15 RBI.
- Hit .299 (23-for-77) with six home runs and 21 RBI in 22 games in May.

2020: Was part of Reds Player Pool and worked out at Alternate Training Site in Mason, Ohio before being designated for assignment, July 19.

- On Opening Day was traded by Reds to Braves for cash considerations
- Made only appearance of season Aug. 5 vs. Toronto, grounding out as a pinch hitter in eighth inning in only plate appearance and finished game in right field.
- Designated for assignment Aug. 6 ... outrighted to Alternate Training Site in Gwinnett, Ga. for the remainder of year.

2019: Appeared in 30 games for Cincinnati, slashing .123/.253/.222 with two home runs and seven RBI.

- In 53 games with Triple-A Louisville, slashed .217/.274/.325 with five home runs and 17 RBI.
- Hit safely in 10 of 12 games from May 10 to May 23, slashing .325/.413/.375 during that span.

2018: Was on the Reds' Opening Day roster for the third straight year.

- Missed 43 games during 2 stints on the 10-day disabled list, from April 9-19 with a right ulnar nerve contusion and from July 18-Aug. 24 with a sprained AC joint in his right shoulder
- Led the team with 73 starts in right field ... also started in center field (14 games), left field (six games) and at DH (one game)
- From May 28-June 16 reached base safely in 17 consecutive games, a career high (.343/.600/.410).
- His grand slam on Sept. 7 off San Diego's Rowan Wick was the second of his career and the 10th by a Reds batter in 2018, setting a club record.
- Finished the season with 2 years, 132 days of service time...fell 2 days shy of becoming eligible for arbitration as a "Super 2".

(SCHEBLER, continued)

2017: In his first full season in the Major Leagues became just the seventh right fielder in Reds history to produce at least 30 home runs.

- Was one of 18 players in the National League and 41 in the Major Leagues to hit at least 30 homers... among National League leaders ranked eighth in both times hit by a pitch (14) and HR ratio (15.8/AB).
- Prior to the All-Star break hit .254 with 15 doubles, 22 home runs and 44 RBI ... during the second half hit .197 with 10 doubles, two triples, eight home runs and 23 RBI while hampered by a shoulder injury.
- Came out of the All-Star break 4-for-52 (.077) over 17 appearances before being added to the disabled list, dropping his season batting average from .254 to .228.
- Made his second straight Opening Day roster.

2016: At Louisville was a Baseball America Triple-A All-Star and an MiLB.com Organization All-Star and made 39 starts in right field, 17 starts in center field and nine starts in left field.

- In his last 44 appearances of the season beginning Aug. 15, hit .329 (51-for-155), with six doubles, one triple, seven home runs and 28 RBI.
- Was on the Reds' Opening Day roster and hit .175 in 26 appearances and 14 starts until he was optioned to Louisville on May 5, when outfielder Kyle Waldrop was promoted
- In 75 appearances for the Bats hit .311 13 home runs and 43 RBI before he was promoted again on Aug. 2 following the Bruce trade.
- In his first appearance following the Bruce trade, a 7-5 win on Aug. 2, produced three hits and three RBI, both career highs and his first career walk-off home run (three-run home run off Seung Hwan Oh).
- Was named the International League Player of the Month for July after leading the league in hits, extra-base hits, triples, total bases, slugging percentage and OPS.
- On June 26 vs. Charlotte hit for the cycle, the second of his Minor League career (June 1, 2014 for Chattanooga vs. Mobile) and the first by a Bats player since Chris Dickerson on July 26, 2007.

2015: Spent most of the season with the Dodgers' Triple-A affiliate in Oklahoma City, his first action at the Triple-A level, and in 121 games, produced 13 home runs, 50 RBI and 15 stolen bases ... also made his Major League debut on June 5, hitting three home runs and four RBI in 19 games with the Dodgers.

- Began the season with Oklahoma City and was promoted on June 5 ... debuted that night vs St. Louis with a start in left field and in his first career plate appearance singled off Carlos Martinez.
- Returned to Oklahoma City the next day and spent the rest of the Minor League season there.
- Rejoined the Dodgers as a September callup ... on Sept. 4 hit his first home run (solo off James Shields) and collected his first stolen base ... became only the second Dodgers batter since 1914 to produce a homer and stolen base in the same game within his first three career games (Jose Offerman, Aug. 19, 1990).

2014: : At Double-A Chattanooga was a Baseball America Double-A All-Star, Mid-Season and Post-Season Southern League All-Star and an MiLB.com Organizational All-Star.

- Ranked second among AL rookies with 106 hits and 31 multi-hit games and finished sixth with 39 runs scored.
- Led the Southern League in triples, home runs and slugging percentage while ranking among the leaders in runs (3rd), RBI (T-4th) and hits (5th)...
- Was named to the Arizona Fall League's All-Prospect team while playing for Glendale, hitting .310 with three doubles, five home runs and 13 RBI in 23 games.
- Was added to the 40-man roster on Nov. 20.

2013: : At High-A Rancho Cucamonga earned the Branch Rickey Award winner as the Dodgers' Minor League Player of the Year.

- Named a Post-Season and an MiLB.com Organizational All-Star, leading the California League in extra-base hits (69) and total bases (277) while ranking among the leaders in home runs (2nd), slugging percentage (2nd) and runs scored (4th).
- Led his team in HR and RBI ... was Rancho Cucamonga's Dodger Pride Award winner for both June and July.

2012: Slashed .260/.312/.388 in 137 games with six home runs, 67 RBI and 17 stolen bases for Low-A Great Lakes

- Appeared in 25 games for the Red Sox over two separate stints (5/1-2, and 8/25-end of season) ... made 23 starts at shortstop while with the Red Sox, committing two errors in 100 chances.

2011: At Rookie-Level Ogden was the Dodger Pride Award winner for June, recording 12 RBI in 13 games.

(SCHEBLER, continued)

PERSONAL:

- Scott Anthony Schebler.
- Parents both work as engineers in Iowa.
- Received 2013 Branch Rickey Award as Dodgers Minor League Player of the Year.
- Played in Arizona Fall League following 2014 season and was named to the All-Prospects team.
- Attended Cedar Rapids Prairie HS (Cedar Rapids, Iowa) where he played baseball, football, basketball, soccer and competed in track and field.
- Set school track records in 55-meter sprint, long jump and 800-meter relay.
- Played one season in 2010 at Des Moines Area Community College, where he was a second-team National Junior College Athletic Association All-American, Iowa Community College Athletic Conference Player of the Year, first-team ICCAC All-Region and All-North Plain District.
- Led DMACC in hitting (.446), runs scored (81), HR (20), slugging percentage (.877) and walks (30) while ranking second in hits (91), doubles (22), triples (3) and RBI (82).
- Played for Green Bay Bullfrogs in Northwoods League in 2010.
- Committed to play collegiately at Wichita State University before electing to sign with Dodgers.

2021	HIGHS AND LOWS	CAREER
2, April 23 at HOU	Hits	4, 2x, last: July 9, 2018 at CLE
None	Home Runs	2, 3x, last: Sept. 21, 2017 vs. STL
None	RBI	5, 2x, last: Aug. 29, 2017 at NYM
2, April 20-21	Hit Streak	9, May 30-June 9, 2018
1, 3x, last: June 28 at NYY	Runs	3, 4x, last: May 14 at SF
2, April 23 at HOU	Doubles	2, 6x, last: June 8, 2018 vs. STL
None	Triples	1, 4x, last: Aug. 16, 2017 at PIT
None	Walks	3, Sept. 30, 2018 at PIT
3, June 28 at NYY	Strikeouts	4, 2x, last: June 15, 2018 at PIT
None	Stolen Bases	2, Sept. 4, 2015 at SD

SHEBLER'S CAREER TRANSACTIONS

- 2010: Drafted by Los Angeles-NL in the 26th Round of the 2010 First-Year Player Draft.
- 2015: Acquired by the Reds from the Dodgers in a three-team trade with Chicago-AL, Dec. 16.
- 2017: Placed on the 10-day disabled list (left shoulder strain), July 31; activated from DL, Aug. 18.
- 2018: Placed on the 10-day disabled list (right ulnar nerve contusion), April 6; activated from the DL, April 20; placed on the 10-day DL (sprained AC joint in right shoulder), July 18; activated from the DL, Aug. 25.
- 2020: Acquired by the Braves from the Reds for cash considerations, July 24, placed on 10-day injured list July 27; activated from 10-day IL, July 29; signed a Minor League contract with Los Angeles-AL, Nov. 20.
- 2022: Signed a Minor League contract with Colorado, March 30.



Ht: 6-1 **Wt:** 236 **B/T:** R/R
Opening Day Age: 27
Born: Jan. 21, 1995 in Valencia, Venezuela
Major League Service: 4.106
Contract: Through 2026, option for 2027
Obtained: Signed as a non-drafted international free agent, July 8, 2011
Pronunciation: *sehn-zuh-TEH-luh*
Stats: *Baseball Reference / MLB.com*

49 | ANTONIO SENZATELA RIGHT-HANDED PITCHER

CAREER HIGHLIGHTS

- Is 34-34 with a 4.88 ERA (538.2 IP, 292 ER) in 98 career Major League starts ... 2-1 with a 4.39 ERA (41.0 IP, 20 ER) in 26 relief appearances.
- 51 percent ground ball rate is the sixth-highest in the Majors since 2017 (min. 500 IP) ... 1.96 BB/9 is also the sixth-best mark in the Majors since 2020 (min. 200 IP).
- His .667 winning percentage (24-12) in Denver is the second-highest by any Rockies starter at home (min. 40 starts) in franchise history, trailing Jorge De La Rosa (53-20, .726).
- Pitched his first complete game on Sept. 15, 2020 vs. Oakland, the first complete game at home for a Rockies pitcher since 2016.
- Named National League Rookie of the Month for April 2017, going 3-1, 2.81 ERA (32.0 IP, 10 ER)
- In 2015, was named the High-A California League Pitcher of the Year, received Mid-Season All-Star and Post-Season All-Star recognition at High-A Modesto, and was named a High Class A All-Star by *Baseball America*.

MAJOR LEAGUE DEBUT

4/6/17 at MIL

FIRST ML WIN

4/11/17 vs. SD

2021: Set career highs in innings (156.2) and strikeouts (105) while posting a 1.84 BB/9 rate, the fifth best mark in the Majors and the second-best in a single season in Rockies franchise history (min. 150 IP).

- Had spun at least six frames in nine-consecutive starts prior to his last outing of the season, eight of which were quality ... only allowed more than three earned runs once through this stretch (4, Sept. 21 vs. Los Angeles-NL) and never walked more than two batters ... one of four MLB pitchers in 2021 to record nine-straight outings with six or more frames, four or fewer earned runs and two or fewer walks, joining Sandy Alcantara, Logan Webb and Adam Wainwright ... second longest such streak in franchise history trailing Germán Márquez with a 12-game streak July 29-Sept. 26, 2018.
- Pitched six or more frames in 16 of his last 21 starts, going 3-6 with a 3.98 ERA (122.0 IP, 54 ER), six home runs, 21 walks and 83 strikeouts.
- Went 3-3 with a 3.97 ERA (90.2 IP, 40 ER) in 15 starts at home ... allowed just five home runs while limiting opponents to a .274 average.
- Finished 2021 with 0.50 home runs per nine innings at Coors Field (5 HR, 90.2 IP), the sixth-best single-season mark in franchise history (min. 12 GS) ... fifth-best clip for any pitcher at home in the Majors, fourth in the NL behind Corbin Burnes (0.31), Logan Webb (0.49), and Anthony DeSclafani (0.50).
- 0.69 HR/9 clip overall ranked as the fifth-lowest in the Majors (min. 25 GS) and is the eighth-best single-season mark in franchise history.
- 51.8 ground ball percentage ranked seventh in the NL (min. 25 GS).
- Logged 18 starts of one or fewer walks through 4.2 or more innings pitched, setting a single-season franchise record.
- His four wins were the fewest for any Major League pitcher with 28 or more starts and his .286 winning percentage (4-10) was the lowest in the Majors (min. 150 IP).
- Rockies went 11-17 in his starts, 9-6 when his starts were quality.

2020: Led the Rockies' pitching staff both in wins (five) and ERA (3.44) across 12 starts.

- Went 3-0 with a 2.10 ERA (34.1 IP, 8 ER), five walks and 19 strikeouts across five home starts ... on the road, went 2-3 with a 4.62 ERA (39.0 IP, 20 ER), 13 walks and 22 strikeouts.
- Pitched Colorado's only complete game of the season on Sept. 15 vs. Oakland ... it was the first complete game for Rockies pitcher at home since Jon Gray's complete-game shutout on Sept. 17, 2016 vs. San Diego.
- Was one of three pitchers with multiple outings of eight or more innings (also: Kyle Hendricks, Aaron Nola).

SENZATELA

(SENZATELA, continued)

- Made two scoreless outings (8.0 innings, Aug. 18 at Houston; 7.0 innings, Aug. 29 vs. San Diego) ... no other Rockies starter had a start in which he pitched seven or more scoreless innings.
- Made five starts in which he allowed one or fewer runs, all against teams that advanced to the postseason ... pitched at least six innings in each of those starts.
- According to the Elias Sports Bureau, he became the seventh Rockies since 2000 to win his first three starts of the season.

2019: Won a career-high 11 games in 25 starts, tied for the second-most starts on the club.

- Made his third career Opening Day roster, but began the season on the 10-day injured list with a blister infection in his right heel ... reinstated on April 15 and made 18 starts before being optioned to Triple-A Albuquerque on July 21 ... recalled on Aug. 25 and finished the season on the Rockies' active roster.
- Went 8-7 with a 6.29 ERA (93.0 IP, 65 ER) in 18 starts before being optioned on July 21 ... allowed 21 runs across 11 innings (17.18 ERA) in three starts prior to his option.
- Went 3-4 with a 7.96 ERA (31.2 IP, 28 ER) in seven starts after he was recalled on Aug. 25.
- Earned the win July 14 vs. Cincinnati at Coors Field, despite allowing eight runs across 5.1 innings ... became the second pitcher in franchise history to allow at least eight runs and still earn the win (also: Brian Bohanon, June 9, 1999 vs. Seattle) and the first pitcher in MLB to win while allowing at least eight runs since Cliff Lee at Texas on March 31, 2014 as a member of the Phillies.
- Allowed at least five runs in seven consecutive games June 28-Sept. 4, the longest streak in franchise history.
- Went 4-1 with a 3.44 ERA (34.0 IP, 13 ER) in six June starts ... his 3.44 ERA was second on the club to Jon Gray's 2.65 mark.
- Made seven total starts for Triple-A Albuquerque, including two rehab starts to begin the season ... went 1-1 with a 5.77 ERA (34.1 IP, 22 ER) overall.

2018: In 23 appearances with the Rockies, went 6-6 with a 4.38 ERA (90.1 IP, 44 ER), 30 walks and 69 strikeouts.

- As a starter, went 4-5 with a 3.95 ERA (73.0 IP, 32 ER) ... made 10 relief appearances, going 2-1 with a 6.23 ERA (17.1 IP, 12 ER), six walks and 14 strikeouts before being optioned to Triple-A on May 2.
- According to STATS, on April 27 at Miami, became the first relief pitcher in Rockies history and the first in the Major Leagues since Joe Niekro on Aug. 23, 1980 to earn the win and drive in the game's only run in a 1-0 victory ... it was also the first game in Rockies history in which all runs were driven in by a relief pitcher.
- In eight games with Triple-A Albuquerque, went 3-1 with a 2.15 ERA (37.2 IP, 9 ER), 30 walks and 69 strikeouts.
- Made his first career postseason appearance, starting Game 1 of the NLDS at Milwaukee ... pitched five innings and allowed two runs on three hits, with two walks and one strikeout.

2017: Made his first career Opening Day roster and made his Major League debut on April 6 at Milwaukee, getting a no-decision in a 2-1 win, allowing two hits, three walks and six strikeouts over five scoreless innings.

- Went 10-5 with a 4.68 ERA (134.2 IP, 70 ER) across 20 starts and 16 relief appearances ... his 102 strikeouts were the 11th-most by a Rockies rookie in a single season.
- National League Rookie of the Month for April, after going 3-1 with a 2.81 ERA (32.0 IP, 10 ER) in five starts ... finished the month first among Major League rookie starting pitchers in ERA and innings pitched, tied for first in wins and tied for fourth in strikeouts.

2016: Went 4-1 with a 1.82 ERA (34.2 IP, 7 ER) for Double-A Hartford across seven starts, spending much of the year on the disabled list.

- On seven-day disabled list April 17-May 23, and again from June 22 through the rest of the season with a right shoulder strain ... pitched two times in the month of April, twice in May and three times in June.

2015: Went 9-9 with a 2.51 ERA (154.0 IP, 43 ER) across 26 starts for High-A Modesto and was named the California League's Pitcher of the Year.

- Named a Mid-Season All-Star after going 4-3 with a 2.36 ERA (72.1 IP, 19 ER) over 13 first-half starts ... named a Post-Season All-Star after going 5-6 with a 2.64 ERA (81.2 IP, 24 ER) in the second half.

2014: Started 26 games for Low-A Asheville in his third professional season, going 15-2 with a 3.11 ERA (144.2 IP, 50 ER).

- Named MiLB.com Organization All-Star and was ranked the eighth-best prospect in the Rockies organization by *Baseball America*.

2013: Began the season with the Dominican Summer League Rockies before joining Short-Season Tri-City July 21.**2012: Made his professional debut with the DSL Rockies, making 12 starts and one relief appearance.**

- Went 5-2 with a team-leading 0.72 ERA (62.2 IP, 5 ER), including 40 hits, 14 walks and 35 strikeouts.

(SENZATELA, continued)

BACKGROUND / PERSONAL

- Antonio Rondon SenzateLA ... son of Antonio SenzateLA and Nidya Yusbela Rondon ... his mother Nidya passed away due to cancer in July 2016 ... has two older sisters, Maria and Yesica, and one younger sister, Antonella.
- Resides in Valencia, Venezuela in the offseason.
- Married to Vanessa Carolina Garcia Iraci, and together they have a son, Thiago.
- Began playing baseball at the age of four ... his dad bought him his first glove and his grandfather, a carpenter, made him a tiny wooden bat he used to love to swing.



@ASENZATELA32



@SENZATELA95

2021	HIGHS AND LOWS	CAREER
8.0, April 7 vs. ARI.....	Most IP	9.0, Sept. 15, 2020 vs. OAK
None.....	Low-hit CG	6, Sept. 6, 2020 vs. OAK
7, April 2 vs. LAD.....	Runs	9, June 22, 2017 vs. ARI
7, April 2 vs. LAD.....	ER	9, June 22, 2017 vs. ARI
9, 4x, last: last: Aug. 11 at HOU.....	Hits	10, 2x, last: Aug. 30, 2019 vs. PIT
3, April 13 at LAD.....	Hrs	4, Aug. 23, 2020 at LAD
3, 2x, last: June 26 at MIL.....	Walks	5, June 28, 2019 vs. LAD
8, June 8 at MIA.....	Strikeouts	8, June 8, 2021 at MIA
None.....	10+ Strikeout Games	None
2, Aug. 29-Sept. 3.....	Win Streak	4, May 3-26, 2017
4, 2x, last: June 8-Aug. 11.....	Losing Streak	4, 3x, last: June 8-Aug. 11, 2021

SENZATELA

SENZATELA'S CAREER TRANSACTIONS

- 2011: Signed by Colorado as a non-drafted international free agent, July 8 (signed by Rolando Fernandez, Orlando Media and Carlos Gomez).
- 2018: Placed on the 10-day disabled list (left middle finger blister), retroactive to July 10; reinstated from the 10-day DL, July 22; placed on the 10-day DL (right shoulder inflammation), retroactive to Aug. 3; reinstated from the 10-day DL, Aug. 18.
- 2019: Placed on the 10-day injured list (infected blister, right heel), March 28; sent to Minors for rehabilitation (Albuquerque), April 6; reinstated from the 10-day IL, April 15.
- 2021: Placed on the 10-day injured list (right groin strain), May 1; reinstated from the 10-day IL, May 11; placed on the 10-day IL (COVID contact tracing protocols), July 16; sent to Minors for rehabilitation (ACL Rockies), July 31 ... reinstated from the IL Aug. 5; signed a five-year contract covering the 2022-26 seasons with an option for 2027, Oct. 5.

CAREER AWARDS	
National League Rookie of the Month	April 2017



Ht: 6-0 **Wt:** 215 **B/T:** R/R
Opening Day Age: 26
Born: May 5, 1995 in Palm Desert, Calif.
Major League Service: 0.000
Contract: Through 2022
Obtained: Selected in the fifth round of the 2016 First-Year Player Draft
Stats: *Baseball Reference / MLB.com*

66 | BRIAN SERVEN NON-ROSTER INVITEE CATCHER

CAREER HIGHLIGHTS

- Fourth Major League Spring Training in 2022.
- Named an MiLB.com Organization All-Star in 2018.
- Selected out of Arizona State University in the fifth round of the 2016 First-Year Player Draft.

2021: Spent the season with Triple-A Albuquerque where he hit .250 (63-for-252) with 12 doubles, two triples, 16 home runs and 38 RBI in 73 games.

- His 16 home runs and .504 slugging percentage were both career highs.
- Led the Isotopes with 65 starts at catcher.
- Attended his third Major League Spring Training as a non-roster invitee, going 6-for-17 with two doubles, one triple and three RBI in 15 games.
- Both of his triples came in the same game on Aug. 6 vs. Oklahoma City, his first multi-triple game.
- Homered off Clayton Kershaw on Sept. 7 at Oklahoma City.

2020: Named to Colorado's 2020 player pool and spent the 60-game shortened season at the alternate training site in Denver.

- Had three at-bats across five Spring Training games (one strikeout).

2019: Spent his first season with Double-A Hartford and batted .202 (49-for-242) with nine home runs and 30 RBI.

- Attended his first Spring Training and went 2-for-2 with two runs and one strikeout in seven games.
- Played for Salt River in the Arizona Fall League, going 13-for-46 (.283) with four runs scored, three doubles, one triple, two home runs and nine RBI.

2018: Played a career-high 83 games for High-A Lancaster, batting .268 (78-for-291) with 53 runs, 22 doubles, three triples, 12 home runs, 46 RBI, 23 walks, 68 strikeouts and one stolen base.

- Named an MiLB.com Organization All-Star at the conclusion of the season.
- Recorded his first career multi-home run game on June 22 at Lake Elsinore.

2017: Started 49 games at catcher for Low-A Asheville.

- Batted .320 (16-for-50) with 16 RBI with runners in scoring position.
- Recorded a caught stealing rate of 46% (31-for-61).

2016: Started 32 games for Rookie Level Grand Junction in his first professional season.

- Batted .293 (12-for-41) vs. left-handers as compared to his .163 (15-for-92) average against right-handed pitchers.

BACKGROUND / PERSONAL

- Brian Nicholas Serven ... son of Jim and Laura ... has two siblings: Jonathan and Kristina.
- Splits time between Palm Desert, Calif., and Scottsdale, Ariz., during the offseason.
- Graduate of Palm Desert High School in Palm Desert, Calif.
- Twice First-Team All-Pac-12 at Arizona State.
- Earned his Bachelor's degree in management from ASU's W.P. Carey School of Business ... Second-Team Pac-12 All-Academic.

 @BSWERY24

SERVEN'S CAREER TRANSACTIONS

- 2016: Selected by Colorado in the fifth round of the First-Year Player Draft (signed by Scott Alves).



Ht: 5-10 **Wt:** 190 **B/T:** R/R
Opening Day Age: 26
Born: June 1, 1995 in Tullahoma, Tenn.
Major League Service: 1.000
Contract: Through 2022
Obtained: Selected from Los Angeles-NL in the 2020 Rule 5 Draft
Stats: *Baseball Reference / MLB.com*

34 | JORDAN SHEFFIELD RIGHT-HANDED PITCHER

CAREER HIGHLIGHTS

- Eighth professional season ... Rockies are his second organization ... selected by the Rockies from the Dodgers in the 2020 Rule 5 Draft.
- Made hit Major League debut on April 2, spinning a perfect frame against the Dodgers.
- Invited to Major League Spring Training for the first time in 2020 as a member of the Dodgers.
- Has averaged 10.2 strikeout per nine innings in his Minor League career.
- Recognized as an Arizona Fall League Rising Star in 2018.
- Originally drafted by the Red Sox in the 13th round of the 2013 First Year Player Draft but did not sign ... drafted in the 1st round (36th overall) in 2016 by the Dodgers.

MAJOR LEAGUE DEBUT

4/2/21 vs. LAD

2021: Made 30 total appearances in his first Major League season after being selected by Colorado from Los Angeles-NL in the 2020 Rule 5 Draft.

- Held opponents to a .190 batting average and posted a 1.09 WHIP, the second-lowest WHIP by a rookie reliever (min. 30 appearances) in franchise history (lowest: 0.96, Justin Miller, 2015).
- Held right-handers to a .146/.255/.244 slashline, allowing one home run in 41 at bats ... did not allow a stolen base in 2021.
- Posted a 3.26 ERA (19.1 IP, 7 ER), eight walks and 16 strikeouts in his first 19 appearances through June 3 before being placed on the 10-day injured list on June 5 with a strained right lat ... transferred to the 60-day IL on June 20 before being reinstated on Sept. 4 ... went scoreless in nine of 11 appearances after being reinstated from the IL.
- Did not allow a run through his first seven career appearances, allowing his first runs on April 30 at Arizona.

2020: Did not pitch due to the COVID-19 pandemic.

- Was invited to Spring Training with the Dodgers and allowed three runs over 3.2 innings over four appearances.
- Participated in the Instructional League in Arizona during the offseason.

2019: Split the season between High-A Rancho Cucamonga and Double-A Tulsa.

- Combined to go 4-5 with a 3.27 ERA (55.0 IP, 20 ER) across 49 games.
- Allowed two earned runs over 15.1 innings with 26 strikeouts across his first three relief appearances with Tulsa.

2018: Spent a majority of the season with High-A Rancho Cucamonga, going 1-3 with a 6.88 ERA (34.0 IP, 26 ER), 20 walks and 40 strikeouts for the Quakes

- Made three appearances (one start) for the AZL Dodgers, allowing no runs and one hit over three innings.
- Named an Arizona Fall League Rising Star after going 1-1 with a 1.93 ERA (9.1 IP, 2 ER) in 10 games for Glendale.

2017: Combined to go 3-9 with a 4.70 ERA (107.1 IP, 56 ER) across 35 games (24 starts) for Single-A Great Lakes and High-A Rancho Cucamonga.

2016: Went 0-1 with a 3.75 ERA (12.0 IP, 5 ER) in eight games between the AZL Dodgers and Single-A Great Lakes.

SHEFFIELD

(SHEFFIELD, continued)

BACKGROUND / PERSONAL

- Jordan Ladon Sheffield ... son of Misty and Travis ... has two brothers: Justice and Jaxon.
- Justice was selected in the first round (31st overall) of the 2014 First-Year Player Draft by Cleveland ... now pitches for Seattle.
- Cousin, Tony Sheffield, was a Boston's second-round pick in the 1992 First-Year Player Draft ... played seven seasons professionally; five in the Red Sox' system and two in independent leagues.
- Has a daughter, Aria.
- Attended Tullahoma High School (Tenn.) and Vanderbilt University.
- Was a Rawlings First Team All-American and a member of the 16U Team USA in high school.
- Member of the 2014 College World Series runner up team with Vanderbilt.



@JORDAN_SHEFF



@JSHEFF24

2021 / CAREER HIGHS AND LOWS

Most IP	2.0, 2x, last: May 30 at PIT
Pitches	29, 2x, last: May 27 at NYM
Runs	3, Sept. 25. vs. SF
ER	3, Sept. 25. vs. SF
Hits	3, 2x, last: Sept. 25 vs. SF
HRs	1, 2x, last: June 3 vs. TEX
Walks	2, 4x, last: Oct. 2 at ARI
Strikeouts	2, 5x, last: May 23 vs. ARI

SHEFFIELD'S CAREER TRANSACTIONS

- 2013: Selected by Boston in the 13th round of the First-Year Player Draft, but did not sign.
- 2016: Selected by Los Angeles-NL in the first round of the First-Year Player Draft.
- 2020: Selected by Colorado from Los Angeles-NL in the Rule 5 Draft.
- 2021: Placed on the 10-day injured list (right lat strain), June 5; transferred to the 60-day IL (right lat strain), June 20; reinstated, Sept. 4.



Ht: 6-3 Wt: 205 B/T: R/R

Opening Day Age: 29

Born: Feb. 24, 1993 in Martinez, Calif.

Major League Service: 4.049

Contract: Through 2022

Obtained: Acquired from Cincinnati in a four-player trade, Nov. 25, 2020

Stats: *Baseball Reference* / *MLB.com*

29 | ROBERT STEPHENSON

RIGHT-HANDED PITCHER

CAREER HIGHLIGHTS

- Made his first Opening Day roster with Cincinnati in 2016 and began each subsequent season on the active roster.
- Holds a career 12-14 MLB record with a 4.78 ERA through 153 games (22 starts) across six seasons with Cincinnati (2016-20) and Colorado (2021).
- Was ranked by *Baseball America* as Cincinnati's top prospect for three consecutive years from 2014-16.
- Played in the Futures Game in 2014 and was rated by *Baseball America* as the best pitching prospect in the Southern League and was rated as having the best fastball in the league as well.

STEPHENSON

MAJOR LEAGUE DEBUT

4/7/16 with CIN vs. PHI

FIRST ML WIN

4/7/16 with CIN vs. PHI

FIRST ML SAVE

5/6/17 with CIN vs. SF

2021: Went 2-1 with one save and a career-low 3.13 ERA (46.0 IP, 16 ER) in 49 appearances in his first season with the Rockies.

- Posted a 4.13 ERA (24.0 IP, 11 ER) in 28 appearances at home and a 2.05 ERA (22.0 IP, 5 ER) in 21 appearances on the road
- His 37.1% inherited runners scored was third-highest in the NL and 11th highest overall in the Majors.
- 0-1 with a 4.56 ERA (23.2 IP, 12 ER), 13 walks and 27 strikeouts in his first 27 appearances through June 18 ... did not make another appearance before being placed on the 10-day injured list on June 28 with upper back tightness.
- Went scoreless in 13 of his last 15 and in 17 of his last 22 after being reinstated from the 10-day IL on Aug. 4 (1.61 ERA, 22.1 IP, 4 ER, 5 BB, 25 SO).
- On the Paternity List Sept. 8-11.

2020: Missed 24 games while on the 10-day injured list with a mid-back strain ... traded to Colorado, along with Minor League outfielder Jameson Hannah, in exchange for right-handed pitchers Jeff Hoffman and Case Williams (Minor League) on Nov. 25.

- Made his fourth consecutive Opening Day roster and spent a second consecutive full season on the Reds' active roster or injured list
- Pitched one game (July 25 vs. Detroit) before being placed on the Injured List with a mid-back strain ... was reinstated on Aug. 24 and made nine more appearances.
- Retired his first batter in seven of 10 games while stranding all six inherited runners.
- Was on Cincinnati's Wild Card Series roster at Atlanta, but did not pitch.

2019: Spent his first full season in the Majors, with one injured list stint (May 31-June 15, cervical strain).

- Made 57 appearances out of the bullpen, his first Major League season without a start.
- Went 2-2 with a 5.35 ERA (38.2 IP, 23 ER) over his first 33 games of the season (through July 25), 1-0 with a 1.38 ERA (26.0 IP, 4 ER) over his final 24 outings, including an opponent batting average of .136 over that span.
- Had a streak of 17 consecutive retired batters, April 2-15.
- Ran a scoreless streak of 12.0 innings from July 30-Sept. 4.
- Retired his first batter faced in 45 of 57 appearances while stranding 11 of 15 inherited runners.

2018: Was named an MLB.com Organization All-Star after leading all Reds Minor League pitchers in ERA (2.87) while ranking second in wins (11) and third in strikeouts (135).

- Ranked first in the International League in opponents' batting average (.184), second in strikeouts, third in wins and WHIP (1.16), fourth in walks (57) and sixth in ERA.

(STEPHENSON, continued)

- Was promoted to Cincinnati on Aug. 8 and made three starts and one relief appearance before being moved to the 10-day disabled list Aug. 30 with right shoulder tendinitis and missing the rest of the season.
- Made five consecutive quality starts for Triple-A Louisville prior to his Aug. 8 promotion.

2017: Among National League rookie pitchers, ranked sixth in opponents' batting average (.256), ninth in strikeouts (86) and 10th in ERA (4.68).

- Made 11 starts and 14 relief appearances in his second Major League season ... went 5-4 with a 3.41 ERA (58.0 IP, 22 ER) as a starter, 0-2 with a 7.43 ERA (26.2 IP, 22 ER) as a reliever.
- Made 13 appearances in his first Major League stint of the season (0-2, 8.03 ERA) before being optioned to Triple-A Louisville on May 30 ... was recalled July 22.
- Was placed on the disabled list Aug. 6 with a bruised right shoulder and was reinstated on Aug. 13.
- Finished the season following his reinstatement from the DL by going 5-2 with a 2.74 ERA (including four quality starts) across one relief appearance and eight starts.

2016: Made his Major League debut in a start on April 6 vs. Philadelphia ... earned the win after allowing four runs (three earned) on six hits with two walks and one strikeout over five innings of work in the 10-6 victory.

- Made the Reds' Opening Day roster ... was optioned to Triple-A on March 18, but was recalled prior on Opening Day when right-handed pitcher Homer Bailey went on the disabled list.
- Became the first Reds pitcher to win his Major League debut since right-hander Sam LeCure on May 28, 2010 vs. Houston ... was optioned to Triple-A following the game.
- Totaled eight starts across four starts with the Reds, going 2-3 with a 6.08 ERA (37.0 IP, 25 ER), 19 walks and 31 strikeouts.
- Went 8-9 with a 4.41 ERA (136.2 IP, 67 ER), 71 walks and 120 strikeouts for Louisville, and following the season was named the fifth-best prospect in the Reds organization by MLB.com.

2015: Combined for 25 starts between Double-A Pensacola and Triple-A Louisville, going 8-11 with a 3.83 ERA (134.0 IP, 57 ER), 70 walks and 140 strikeouts.

- Was named International League Pitcher of the Week for July 27-Aug. 2 after combining to allow one run on six hits with three walks and 15 strikeouts over 14.0 innings of work in two starts.
- Was rated by *Baseball America* as the 11th-best prospect in the International League.

2014: Made 27 appearances for Double-A Pensacola and was a Southern League All-Star.

- Led the Southern League with 140 strikeouts and tied for the lowest opponents' batting average (.224) ... the strikeouts were a franchise record.
- Appeared in the All-Star Futures Game and pitched a scoreless inning in the 3-2 USA win.
- Was invited to his first Major League Spring Training and allowed four runs (three earned) on seven hits with one walk and one strikeout in four innings over three appearances.

2013: Was named Cincinnati's Minor League Pitcher of the Year and a Midwest League All-Star.

- Combined to go 7-7 with a 2.99 ERA (114.1 IP, 38 ER), 35 walks and 136 strikeouts across 14 starts for Low-A Dayton, High-A Bakersfield and Double-A Pensacola.
- Retired his first 17 batters faced on May 30 vs. South Bend before allowing an infield single with two outs in the sixth inning.
- Was tabbed as the starter for the Midwest League All-Star Game but was scratched with a hamstring injury.

2012: Made 15 starts between Rookie Level Billings and Single-A Dayton in his first professional season.

- Combined to go 3-4 with a 3.18 ERA (65.0 IP, 23 ER), 23 walks and 72 strikeouts.
- *Baseball America* rated him as the second-best prospect in the organization and ranked both his fastball and curveball as the best in the Reds system.

BACKGROUND / PERSONAL

- Robert William Stephenson ... married to Jaime Higgins ... the pair had a daughter, Sydney, in 2021.
- Has two dogs: Coco, a french bulldog, and Captain, a german shepard.
- Attended Alhambra High School in Martinez, Calif.
- Pitched consecutive no-hitters to open his senior season in 2011.
- Was named the Gatorade High School California Player of the Year.



@ROBSTEEV44

(STEPHENSON, continued)

2021	HIGHS AND LOWS (AS RELIEVER)	CAREER
2.0, 2x, last: Sept. 1 at TEX.....	Most IP	3.0, 3x, last: July 26, 2019 vs. COL
31, Sept. 1 at TEX.....	Pitches	59, April 8, 2017 at STL
4, May 13 vs. CIN.....	Runs	7, May 29, 2017 at TOR
4, May 13 vs. CIN.....	ER	6, May 29, 2017 at TOR
4, May 13 vs. CIN.....	Hits	10, May 29, 2017 at TOR
1, 5x, last: Aug. 22 vs. ARI.....	HRs	3, Sept. 19, 2020 vs. CHW
3, June 4 vs. OAK.....	Walks	6, April 8, 2017 at STL
3, 2x, last: Aug. 30 at TEX.....	Strikeouts	5, April 15, 2017 vs. MIL

CAREER HIGHS AND LOWS (AS STARTER)	
Most IP	7.0, April 19, 2016 vs. COL
Pitches	107, April 19, 2016
Low-hit CG	None
Runs	6, Sept. 12, 2017 at STL
ER	5, 2x, last: July 22, 2017 vs. MIA
Hits	9, Aug. 22, 2018 at MIL
HRs	2, 4x, last: July 22, 2017 vs. MIA
Walks	7, Aug. 8, 2018 at NYM
Strikeouts	11, Aug. 25, 2017 vs. PIT
10+ Strikeout Games	1, Aug. 25, 2017 vs. PIT (11 SO)
Win Streak	4, Aug. 19-Sept. 5, 2017
Losing Streak	5, Sept. 5, 2016-July 27, 2017

STEPHENSON'S CAREER TRANSACTIONS

- 2011: Selected by Cincinnati in the first round (27th overall) of the First-Year Player Draft.
- 2017: Placed on the 10-day injured list (right shoulder contusion), Aug. 3; activated from the IL, Aug. 13.
- 2018: Placed on the 10-day IL (right shoulder tendinitis), Aug. 30; activated from the IL, Oct. 1.
- 2019: Placed on the 10-day IL (cervical strain), May 31; sent to the Minors for a rehab assignment, June 11; activated from the IL, June 16.
- 2020: Placed on the 10-day IL (mid-back strain), Aug. 24 ... traded from Cincinnati along with OF Jameson Hannah to Colorado in exchange for RHP Jeff Hoffman and RHP Case Williams.
- 2021: Placed on the 10-day IL (upper back tightness), June 28; send to the Minors for a rehab assignment, Aug. 1; activated from the IL, Aug. 4 ... placed on the paternity list, Sept. 8 ... activated from the paternity list, Sept. 11.

STEPHENSON



Ht: 6-0 **Wt:** 162 **B/T:** S/R
Opening Day Age: 20
Born: Aug. 1, 2001 in Maracay, Venezuela
Major League Service: 0.000
Contract: Through 2022
Obtained: Signed as a non-drafted international free agent, Aug. 1, 2017
Stats: *Baseball Reference / MLB.com*

14 | EZEQUIEL TOVAR INFIELDER

TOVAR

CAREER HIGHLIGHTS

- First Major League Spring Training in 2022.
- Added to the Rockies 40-man roster on Nov. 19, 2021.
- Named a Rockies 2021 MiLB.com Organization All-Star.
- Played for the Salt River Rafters in the Arizona Fall League in 2021.

2021: Split the season between High-A Spokane and Low-A Fresno, combining to slash .287/.322/.475 with 15 home runs, 72 RBI and 24 stolen bases.

- Appeared and started in 96 games as a shortstop, compiling a .960 fielding percentage (started eight games as the designated hitter).
- Combined to slash .293/.331/.475 with 11 home runs as a left-handed hitter in 345 at bats while hitting .264/.286/.471 with four home runs and 14 RBI as a right-handed hitter.
- Recorded at least one hit in 17 of 21 games in June for a .330 average (36-for-109).
- Compiled three or more hits in 12 games, with a career-high four on June 12, going 4-for-5 with a home run and four RBI.
- Played for the Salt River Rafters of the Arizona Fall League appearing in 25 games, hitting .161/.219/.287 with three home runs, 10 RBI and two stolen bases ... appeared in 18 games at shortstop and seven at second base.

2020: Did not play due to the cancellation of the Minor League Season.

2019: Played in 55 games with Short-Season Boise before finishing his season with 18 games at Rookie Level Grand Junction.

- Combined to bat .253 (73-for-289) with two home runs and 15 RBI.
- Stole a combined 17 bases with only one caught stealing.

2018: Started 20 games at shortstop and nine games at second base for DSL Colorado.

- Recorded a 10-game hitting streak from July 16-25 during which time he hit .316 (12-for-38) with a .400 batting average on balls in play.



@E.TOVAR11

TOVAR'S CAREER TRANSACTIONS

- 2017: Signed as a non-drafted international free agent, Aug. 1.
- 2021: Added to Rockies 40-man roster, Nov. 19.



Ht: 6-2 Wt: 205 B/T: R/R

Opening Day Age: 25

Born: May 30, 1996 in Los Angeles, Calif.

Major League Service: 0.055

Contract: Through 2022

Obtained: Selected in the 16th round of the 2017 First-Year Player Draft

Pronunciation: TRAY-ho

Stats: [Baseball Reference](#) / [MLB.com](#)

13 | ALAN TREJO INFIELDER

CAREER HIGHLIGHTS

- Third Major League Spring Training in 2022.
- Added to the Rockies 40-man roster April 10, 2021 and made his Major League debut the same day in San Francisco.
- Hit 15 home runs for Double-A Hartford in 2019, tied for the most on the team.
- Mid-Season All-Star in 2018 for High-A Lancaster and for Double-A Hartford in 2019.
- Honored as a Post-Season All-Star for Rookie Level Grand Junction in 2017.

MAJOR LEAGUE DEBUT

4/10/21 at SF

FIRST ML HIT

4/15/21 at LAD (1B, D. Price)

FIRST ML HOME RUN

6/4/21 vs. OAK (B. Smith)

TREJO

2021: Played in 28 games for the Rockies during his Major League debut season.

- Had his contract selected by the Rockies from the Alternate Training Site on April 10, his first time on an active roster ... made his Major League debut the same day, pinch-hitting with two outs in the ninth inning at San Francisco with the Rockies trailing by one.
- Batted .148 (4-for-27) with three runs scored, one double, two RBI, three walks and nine strikeouts over eight starts with Colorado ... made six starts at second base and two at shortstop.
- Went 4-for-11 (.364) as a pinch-hitter and 6-for-19 (.316) overall as a sub.
- Totaled three stints with the Rockies: April 10-May 19, June 1-9 and Aug. 17-23.
- Played 90 games for Triple-A Albuquerque, slashing .278/.324/.569.
- Led the Triple-A West with 57 extra-base hits, ranked second with 34 doubles, tied for fourth with six triples and was 10th with an .893 OPS.
- Finished second among Isotopes with 72 RBI and was third with 17 home runs, both Minor League career highs.

2020: Spent the season on the Rockies' alternate training site roster.

- Attended his first Major League Spring Training and batted .353 (6-for-17) with one double, three RBI, three walks and five strikeouts over 16 games.

2019: Played a career-high 125 games for Double-A Hartford, batting .243 (106-for-437).

- His 15 home runs were tied with INF Bret Boswell and OF Vince Fernandez for the team lead.
- Named a Mid-Season All-Star after batting .272 (59-for-217) with 18 runs, nine doubles, eight home runs, 27 RBI and 11 walks across 61 games in the first half.
- Collected a career-high nine total bases on Aug. 4 vs. Trenton, after going 4-for-5 with two doubles, one home run and four RBI.

2018: Named a Mid-Season All-Star for High-A Lancaster.

- Hit four of his 10 home runs on the season in the month of April.
- Made 80 starts at shortstop and 26 at third base.
- Batted .333 (32-for-96) with nine doubles, three home runs and 14 RBI in August.

2017: Batted .347 (60-for-173) for Rookie Level Grand Junction in his first professional season.

- Named a Post-Season All-Star for Grand Junction.
- Hit his first career home run on July 8 vs. Ogden.
- Batted .425 (34-for-80) across 22 games at home.

(TREJO, continued)

BACKGROUND / PERSONAL

- Alan Ray Trejo ... son of Ray and Elsa.
- His dad coached varsity basketball at Roosevelt High School in Los Angeles for 13 years.
- Attended Warren High School in Downey, Calif., where he was a three-time All-CIF Division 3 First-Team honoree.
- Attended San Diego State University and majored in aerospace engineering.
- Primarily played second base for SDSU but also made 21 total appearances on the mound, compiling a 3.97 ERA (22.2 IP, 10 ER).
- Has a chocolate lab and a huge sweet tooth.



@ALANTREJ13



@ALANTREJO13

2021 / CAREER HIGHS AND LOWS

Hits	1, 10x, last: June 5 vs. OAK
Home Runs	1, June 4 vs. OAK
RBI	1, 3x, last June 4 vs. OAK
Hit Streak	3, May 12(1)-13
Runs	2, May 13 vs. CIN
Doubles	1, 2x, May 13 vs. CIN
Triples	No triples
Total Bases	4, June 4 vs. OAK
Walks	3x, last: May 12 vs. SD
Strikeouts	3, May 14 vs. CIN
Stolen Bases	No stolen bases

TREJO'S CAREER TRANSACTIONS

- 2017: Selected by Colorado in the 16th round of the First-Year Player Draft (signed by Jon Lukens).
- 2021: Added to the 40-man roster, April 10.



Ht: 6-2 **Wt:** 226 **B/T:** R/R
Opening Day Age: 23
Born: Feb. 18, 1999 in Grapevine, Texas
Major League Service: 0.006
Contract: Through 2022
Obtained: Selected in the second round of the 2017 First-Year Player Draft
Pronunciation: vil-AID
Stats: *Baseball Reference / MLB.com*

31 | RYAN VILADE INFILDER/OUTFIELDER

CAREER HIGHLIGHTS

- Made his Major League debut on Sept. 18, 2021 at Washington after his contract was selected that day.
- Played in the SiriusXM All-Star Futures Game at Coors Field in 2021 and went 0-for-2 as the starting DH.
- Named an AFL Rising Star in 2021.
- Named an MiLB.com Organization All-Star and a California League Post-Season All-Star in 2019.
- Named a Pioneer League Mid-Season All-Star in 2017.
- The Rockies' first pick in the 2017 First-Year Player Draft.

MAJOR LEAGUE DEBUT

9/18/21 at WSH

2021: Had his contract selected on Sept. 18, his first time on a Major League active roster, and made his debut as the starting left fielder that night at Washington (0-for-4, BB).

- Appeared in three games and did not record a hit before being optioned on Sept. 24.
- Logged 117 games with Triple-A Albuquerque, batting .284 (133-for-468) with 28 doubles, five triples, seven home runs, 44 RBI and 12 stolen bases.
- Led Triple-A West with 82 runs scored, was third in hits and ranked sixth in doubles.
- Represented the Rockies' organization in the SiriusXM All-Star Futures Game, going 0-for-2 as the starting DH
- Played for Salt River in the Arizona Fall League ... slashed .253/.344/.304 over 23 games ... named to the AFL Fall Stars Game.
- Was a non-roster invitee to Rockies Spring Training ... appeared in 27 games slashing .385/.400/.785

2020: Was a member of Colorado's 60-man player pool and spent the season at the alternate training site.

- Attended his first Major League Spring Training and went 2-for-12 (.167) with three walks, four strikeouts and one stolen base.

2019: Named an MiLB.com Organization All-Star and a California League Post-Season All-Star.

- Led the California League with 327 total bases ... also ranked among league leaders in triples (10, T1st), runs scored (92, 2nd), hits (154, 2nd), extra-base hits (49, 3rd), batting average (.303, 3rd), doubles (27, 5th), RBI (71, 6th) and stolen bases (24, T8th).
- Named the August Player of the Month after batting .368 (43-for-117) with four doubles, two triples, seven home runs, 18 RBI and eight stolen bases in 28 games.
- First career multi-home run game on Aug. 2 vs. Modesto.
- Started 81 games at shortstop and 46 games at third base, his first professional experience at third.

2018: Appeared in 125 games with Low-A Asheville, batting .274 with 20 doubles, four triples, five home runs, 44 RBI and 17 stolen bases.

- Batted .310 (77-for-278) in the second half, after batting .230 (48-for-209) prior to the All-Star break.

2017: Named a Pioneer League Mid-Season All-Star in his first professional season.

- At the midway point of the season, led the league with a .455 on-base percentage and ranked fourth with a 1.000 OPS.
- Went 2-for-4 with a home run in his first professional game, June 26 at Idaho Falls.

VILADE

(VILADE, continued)

BACKGROUND / PERSONAL

- Ryan James Vilade ... son of James and Jennifer ... has two siblings: Kenzie and Trent.
- His father is a scout for the Miami Marlins.
- Attended Stillwater High School in Stillwater, Okla.
- Named the Gatorade Player of the Year his senior year after batting .410 with seven home runs and 34 RBI.
- Committed to play at Oklahoma State University, where his dad was formerly an assistant coach, before signing with the Rockies.
- Enjoys going to Oklahoma City Thunder games in his free time.
- Was a bat boy for his dad's college team.



@RYANVILADE



@RYANVILADE

VILADE'S CAREER TRANSACTIONS

- 2017: Selected by Colorado in the second round of the First-Year Player Draft (signed by Jesse Retzlaff).
- 2021: Added to 40-man roster, Sept. 18.



Ht: 6-1 **Wt:** 235 **B/T:** R/R
Opening Day Age: 24
Born: Oct. 9, 1997 in Coral Springs, Fla.
Major League Service: 0.026
Contract: Through 2022
Obtained: Selected in the fourth round of the 2016 First-Year Player Draft
Stats: *Baseball Reference / MLB.com*

4 | COLTON WELKER INFIELDER

CAREER HIGHLIGHTS

- Made his Major League debut on Sept. 8, 2021, flying out in a pinch-hit at-bat.
- Named a Mid-Season All-Star for Double-A Hartford in 2019.
- Mid-Season and Post-Season All-Star for High-A Lancaster in 2018, and a Mid-Season All-Star and MiLB.com Organization All-Star for Rookie Level Grand Junction in 2016.

WELKER

MAJOR LEAGUE DEBUT

9/8/21 vs. SF

FIRST ML HIT

9/9/21 at PHI (1B, R. Suárez)

2021: Recalled from Triple-A Albuquerque and made his Major League debut on Sept. 8 as a pinch-hitter in the eighth inning (fly out) ... went 7-for-37 (.189) in 19 games for the Rockies.

- First Major League hit, RBI and multi-hit game came in his first career start Sept. 9 at Philadelphia (2-for-4, R, RBI, 2 SO).
- Went 6-for-27 in seven starts and 1-for-10 in 12 at-bats off the bench.
- In 23 games with Albuquerque, hit .286 (24-for-84) with 13 runs, five doubles, one triple, three home runs and 18 RBI.
- Suspended 80 games on May 6 for violating Major League Baseball's Drug Prevention and Treatment Program ... served rehab assignments with the ACL Rockies and Single-A Spokane.

2020: Was a member of Colorado's 60-man player pool and spent the season at the alternate training site.

- Batted .438 (7-for-16) with three runs, two doubles, three RBI, six walks and one strikeout in 11 Spring Training games.

2019: Made his Double-A debut for Hartford and was named a Mid-Season All-Star after slashing .277/.331/.455 in the first half.

- Attended his first Major League Spring Training, batting .526 (10-for-19) with three runs scored, one double, two home runs and seven RBI across 11 games for the Rockies.
- On the seven-day Injured List July 18-Aug. 14 with a left shoulder injury.

2018: Named a Mid-Season and Post-Season All-Star while leading the California League in batting average (.333) and hits (151).

- His .333 batting average was the highest in all of High-A ... hit safely in 45 of his final 48 games, including a league-long 20-game hitting streak July 12-Aug. 10.

2017: Missed two months due to injury, but slashed .350/.401/.500 in 67 games with Low-A Asheville.

- Batted .408 (40-for-98) with four home runs in 25 games in May ... named the South Atlantic League Player of the Week May 21, after batting .478 (11-for-23) with five doubles and two home runs in six games.
- Placed on the disabled list June 16 and was reinstated Aug. 24 ... appeared in nine games after being reinstated.

2016: Named a Pioneer League Mid-Season All-Star and MiLB.com Organization All-Star in his first professional season.

- Hit safely in each of his first 11 professional games.

(WELKER, continued)

BACKGROUND / PERSONAL

- Colton Lawrence Welker ... son of Dale and Jennifer ... has a sister, Jessica.
- Father played golf at Columbus College, going on to be a PGA tour player.
- Graduated from Stoneman Douglas High School in Parkland, Fla.
- Committed to play collegiately at the University of Miami prior to signing with the Rockies.
- Led Stoneman Douglas to their first state title and the No. 1 national ranking his senior season ... named the Sun Sentinel 2016 Florida Player of the Year.



@COLTONWELKER4



@COLTONWELKER4

WELKER'S CAREER TRANSACTIONS

- 2016: Selected by Colorado in the fourth round of the First-Year Player Draft (signed by Rafael Reyes).
- 2020: Added to the Rockies 40-man roster, Nov. 20.

HISTORY AND RECORDS



LARRY KENNETH ROBERT WALKER
MONTREAL, N.L. 1989-94; COLORADO, N.L. 1995-2004;
ST. LOUIS, N.L. 2004-05

DYNAMIC RIGHT FIELDER WITH A FEARED PLATE PRESENCE WHO BROUGHT ALL-OUT EFFORT AND FIVE-TOOL SKILL SET TO HIS NATIVE CANADA'S EXPOS BEFORE BECOMING ROCKIES SUPERSTAR. SELECTED AS 1997 NATIONAL LEAGUE M.V.P. AFTER AMASSING 409 TOTAL BASES, MOST IN THE BIG LEAGUES IN 49 SEASONS; MAJOR LEAGUE LEADER IN BATTING AVERAGE THREE TIMES IN FOUR YEARS, HITTING .363 IN 1998, .379 IN 1999 AND .350 IN 2001. FIVE-TIME ALL-STAR'S ARM ACCURACY AND RANGE EARNED HIM SEVEN GOLD GLOVE AWARDS. FINISHED CAREER AS FIRST PLAYER IN HISTORY WITH AT LEAST A .310 BATTING AVERAGE, 300 HOME RUNS AND 200 STOLEN BASES.

Rockies All-Time Record

Year	W	L	Pct.	Pos.	GB	Home	Road	vs. West	vs. Central	vs. East	vs. AL	Manager
1993	67	95	.414	6/7	37.0	39-42	28-53	31-47	—	36-48	—	Baylor
1994	53	64	.453	3/4	6.5	25-32	28-32	12-18	25-22	16-24	—	Baylor
1995+	77	67	.535	2/4	1.0	44-28	33-39	21-18	31-26	25-23	—	Baylor
1996	83	79	.512	3/4	8.0	55-26	28-53	19-20	36-26	28-33	—	Baylor
1997	83	79	.512	3/4	7.0	47-34	36-45	30-25	31-24	13-23	9-7	Baylor
1998	77	85	.475	4/5	21.0	42-39	35-46	24-20	25-33	24-24	4-8	Baylor
1999	72	90	.444	5/5	28.0	39-42	33-48	23-29	21-32	24-21	4-8	Leyland
2000	82	80	.506	4/5	15.0	48-33	34-47	23-29	29-24	24-21	6-6	Bell
2001	73	89	.451	5/5	19.0	41-40	32-49	32-44	24-18	15-17	2-10	Bell
2002	73	89	.451	4/5	25.0	47-34	26-55	31-45	17-19	18-14	7-11	Bell/Hurdle
2003	74	88	.457	4/5	26.5	49-32	25-56	35-41	19-20	11-21	9-6	Hurdle
2004	68	94	.420	4/5	25.0	38-43	30-51	39-37	10-26	11-21	8-10	Hurdle
2005	67	95	.414	5/5	15.0	40-41	27-54	32-41	15-28	14-17	6-9	Hurdle
2006	76	86	.469	t/5	12.0	44-37	32-49	31-44	16-23	18-15	11-4	Hurdle
2007+	90	73	.552	2/5	0.5	51-31	39-42	43-30	20-20	17-15	10-8	Hurdle
2008	74	88	.457	3/5	10.0	43-38	31-50	31-41	21-18	15-21	7-8	Hurdle
2009+	92	70	.568	2/5	3.0	51-30	41-40	17-16	31-11	33-39	11-4	Hurdle/Tracy
2010	83	79	.512	3/5	9.0	52-29	31-50	37-35	21-20	16-18	9-6	Tracy
2011	73	89	.451	4/5	21.0	38-43	35-46	28-44	22-20	15-18	8-7	Tracy
2012	64	98	.395	5/5	30.0	35-46	29-52	28-44	19-19	28-44	2-13	Tracy
2013	74	88	.457	5/5	18.0	45-36	29-52	38-38	18-13	13-22	5-15	Weiss
2014	66	96	.407	4/5	28.0	45-36	21-60	36-40	10-23	13-20	7-13	Weiss
2015	68	94	.420	5/5	24.0	36-45	32-49	32-44	15-17	16-18	5-15	Weiss
2016	75	87	.463	3/5	16.0	42-39	33-48	35-41	11-21	20-14	9-11	Weiss
2017+	87	75	.537	3/5	17.0	46-35	41-40	42-34	18-15	17-16	10-10	Black
2018+	91	72	.558	2/5	1.0	47-34	44-38	41-36	14-18	23-11	13-7	Black
2019	71	91	.438	4/5	35.0	43-38	28-53	32-44	15-18	16-17	8-12	Black
2020*	26	34	.433	4/5	17.0	12-18	14-16	17-23	N/A	N/A	9-11	Black
2021	74	87	.460	4/5	32.5	48-33	26-54	31-45	14-19	19-13	10-10	Black

Totals: 2133 2401 .470 1232-1034 901-1367 870-1038 548-573 526-561 189-229

+Advanced to Postseason

*Only played NL/AL West opponents in 60-game season

ROCKIES BY BALLPARK

Ballpark	Games	W-L	Pct.
3Com Park (SF)	45	13-32	.289
American Family (MIL)	66	28-38	.424
Angel Stadium (LAA)	24	8-16	.333
Astrodome (HOU)	41	17-24	.415
Atlanta-Fulton County (ATL)	23	5-18	.217
Busch Stadium II (STL)	58	29-29	.500
Busch Stadium III (STL)	54	13-41	.241
Camden Yards (BAL)	12	6-6	.500
Chase Field (ARI)	212	80-132	.377
Cinergy Field (CIN)	49	18-31	.367
Citi Field (NYM)	42	19-23	.452
Citizens Bank Park (PHI)	59	23-36	.390
Comerica Park (DET)	15	5-10	.333
Coors Field (COL)	2,128	1,168-960	.549
Dodger Stadium (LAD)	240	87-153	.363
Fenway Park (BOS)	13	5-8	.385
Globe Life Field (TEX)	6	3-3	.500
Globe Life Park (TEX)	18	7-11	.389
Great American Ball Park (CIN)	56	25-31	.446
Guaranteed Rate Field (CHW)	3	2-1	.667
Kauffman Stadium (KC)	11	3-8	.273
Kingdome (SEA)	5	1-4	.200
LoanDepot Park (MIA)	31	10-21	.323
Metrodome (MIN)	3	1-2	.333
Mile High Stadium (COL)	138	64-74	.464
Milwaukee County (MIL)	14	5-9	.357
Minute Maid (HOU)	53	14-39	.264
Monterrey Stadium (Mexico)	1	1-0	1.000
Nationals Park (WSH)	43	26-17	.605
Oakland Coliseum (OAK)	16	7-9	.438
Olympic Stadium (MON)	52	26-26	.500
Oracle Park (SF)	197	73-124	.371
PETCO Park (SD)	162	78-84	.481
PNC Park (PIT)	69	28-41	.406
Progressive Field (CLE)	14	4-10	.286
Qualcomm Stadium (SD)	79	36-43	.456
RFK Stadium (WSH)	11	7-4	.636
Rogers Centre (TOR)	9	0-9	.000
Shea Stadium (NYM)	66	20-46	.303
Sun Life Stadium (FLA)	78	29-49	.372
T-Mobile Park (SEA)	22	12-10	.545
Target Field (MIN)	6	3-3	.500
Three Rivers Stadium (PIT)	41	19-22	.463
Tropicana Field (TB)	6	1-5	.167
Truist Park (ATL)	12	10-2	.833
Turner Field (ATL)	70	24-46	.343
Veterans Stadium (PHI)	47	20-27	.426
Wrigley Field (CHC)	103	47-56	.456
Yankee Stadium (New) (NYY)	8	3-5	.375
Yankee Stadium (Old) (NYY)	3	0-3	.000

ROCKIES BY STATE/ COUNTRY

State	Games	W-L	Pct.
ARIZONA	212	80-132	.377
CALIFORNIA	763	302-461	.396
COLORADO	2,266	1,232-1,034	.544
FLORIDA	115	40-75	.348
GEORGIA	105	39-66	.371
ILLINOIS	106	49-57	.462
MARYLAND	12	6-6	.500
MASSACHUSETTS	13	5-8	.385
MICHIGAN	15	5-10	.333
MINNESOTA	6	2-4	.333
MISSOURI	123	45-78	.366
NEW YORK	119	42-77	.353
OHIO	119	47-72	.395
PENNSYLVANIA	216	90-126	.417
WASHINGTON	27	13-14	.481
WISCONSIN	80	33-47	.413
TEXAS	118	41-77	.347
DISTRICT OF COLUMBIA	54	33-21	.611

Country	Games	W-L	Pct.
CANADA	61	26-35	.426
*MEXICO	1	1-0	1.000
UNITED STATES	4,472	2,106-2,366	.471

*Note: The Rockies opened their 1999 season in Monterrey, Mexico, with an 8-2 victory over the San Diego Padres. Although it was a neutral site, it counted as a road game in the standings. Therefore, the Rockies' true franchise road record in the state of California and at Qualcomm Stadium is one win fewer than what their franchise road record would be if their record against all California-based teams were cumulated.

(Rockies All-Time Record, continued)

ANNUAL CLUB PITCHING

Table with 15 columns: Year, W, L, ERA, G, GS, CG, SHO, SV, IP, H, R, ER, HR, HB, BB, IBB, SO, WP, BK. Rows include years from 1993 to 2021 and a Totals row.

ANNUAL STARTING PITCHING

Table with 11 columns: Year, W, L, ERA, IP, H, R, ER, HR, BB, SO. Rows include years from 1993 to 2021 and a Totals row.

ANNUAL RELIEF PITCHING

Table with 11 columns: Year, G, APP, W, L, ERA, IP, H, R, ER, HR, BB, SO. Rows include years from 1993 to 2021 and a Totals row.

Rockies By Month

ALL-TIME BY MONTH

Year	MARCH	APRIL	MAY	JUNE	JULY	AUGUST	SEPT.	OCT
1993		8-14	7-22	11-14	10-17	14-16	17-9	0-3
1994		10-12	13-15	13-16	14-14	3-7		
1995		4-1	13-15	15-12	17-11	11-17	16-11	1-0
1996		11-14	14-11	15-14	14-14	16-14	13-12	
1997		17-7	12-17	14-15	8-19	17-12	15-9	
1998	1-0	11-16	12-16	13-15	11-14	15-14	14-10	
1999		9-10	12-17	13-13	12-18	14-16	11-14	1-2
2000		11-14	17-8	15-10	7-22	18-11	13-15	1-0
2001		13-11	13-16	12-15	7-19	14-13	12-11	2-4
2002		10-16	19-10	10-17	9-16	13-16	12-14	
2003		15-12	12-17	15-13	14-13	9-19	9-14	
2004		9-12	10-19	9-17	18-10	9-18	13-15	0-3
2005		6-15	9-20	12-15	10-17	15-14	14-13	1-1
2006		15-10	12-16	14-12	10-16	11-17	14-14	0-1
2007		10-16	15-13	14-13	15-9	15-14	20-8	1-0
2008		11-17	9-19	12-15	17-10	15-13	10-14	
2009		8-12	12-17	21-7	15-11	16-12	18-9	2-2
2010		11-12	16-12	14-13	13-13	15-12	14-14	0-3
2011		17-8	8-21	14-13	12-15	13-16	9-16	
2012		11-11	10-18	9-18	7-17	16-13	9-20	2-1
2013		16-11	12-16	13-15	10-16	13-15	10-15	
2014	0-1	16-12	12-15	8-20	8-17	10-18	12-13	
2015		11-10	11-16	12-17	9-15	10-18	13-16	2-2
2016		11-12	13-15	13-14	15-12	12-16	11-16	0-2
2017		16-10	17-12	15-12	12-12	12-15	15-13	0-1
2018	1-2	14-13	15-11	11-16	17-6	14-14	19-9	0-1
2019	2-2	11-15	16-10	15-13	6-19	9-19	12-13	
2020					4-2	13-16	9-16	
2021		9-17	11-17	14-13	12-12	14-13	13-13	1-2
Totals	2-3	321-340	352-431	366-397	333-406	376-428	367-366	14-28

MONTH-BY-MONTH TEAM BATTING

	AVG	G	AB	R	H	2B	3B	HR	RBI	SB	BB	SO	OBP	SLG
April, 1993	.274	22	734	103	201	34	8	16	97	30	59	99	.328	.407
May, 1993	.251	29	993	114	249	39	8	20	105	21	72	142	.308	.367
June, 1993	.298	25	853	137	254	51	6	23	126	26	64	172	.347	.453
July, 1993	.272	27	903	114	246	55	11	26	111	21	47	160	.310	.444
August, 1993	.248	30	1029	116	255	40	9	27	107	20	62	204	.293	.383
Sept., 1993	.313	26	910	166	285	55	17	28	151	28	79	145	.372	.503
October, 1993	.179	3	95	8	17	4	0	2	7	0	5	22	.218	.284
1993 Totals	.273	162	5517	758	1507	278	59	142	704	146	388	944	.323	.422
April, 1994	.275	22	768	129	211	37	8	36	119	20	72	153	.339	.484
May, 1994	.260	28	957	113	249	36	10	29	107	23	87	215	.321	.410
June, 1994	.304	29	999	159	304	73	6	27	150	27	85	173	.362	.470
July, 1994	.260	28	953	142	248	44	11	29	136	17	112	164	.337	.421
August, 1994	.261	10	329	30	86	16	4	4	28	4	22	56	.307	.371
1994 Totals	.274	117	4006	573	1098	206	39	125	540	91	378	761	.337	.439
April, 1995	.213	5	178	24	38	10	1	3	24	6	16	39	.294	.331
May, 1995	.295	28	995	167	294	57	4	40	160	28	96	191	.361	.481
June, 1995	.271	27	889	108	241	53	4	30	104	13	93	153	.344	.441
July, 1995	.292	28	989	169	289	36	13	45	162	23	91	204	.353	.491
August, 1995	.270	28	984	158	266	46	10	51	146	29	99	196	.343	.493
Sept., 1995	.285	27	924	149	263	52	9	29	143	26	85	159	.352	.455
October, 1995	.429	1	35	10	15	5	2	2	10	0	4	1	.476	.857
1995 Totals	.282	144	4994	785	1406	259	43	200	749	125	484	943	.350	.471
April, 1996	.278	25	869	128	242	39	7	30	122	17	84	188	.353	.443
May, 1996	.281	25	840	156	236	45	8	32	148	32	89	169	.354	.468
June, 1996	.315	29	1040	209	328	65	4	51	199	35	111	210	.385	.533
July, 1996	.280	28	976	145	273	51	4	30	139	42	81	173	.343	.432
August, 1996	.293	30	1024	187	300	51	9	53	174	42	94	215	.354	.516
Sept., 1996	.271	25	841	136	228	46	5	25	127	33	68	153	.333	.427
1996 Totals	.287	162	5590	961	1607	297	37	221	909	201	527	1108	.355	.472
April, 1997	.316	24	841	171	266	41	5	38	159	31	93	153	.391	.512
May, 1997	.266	29	987	150	263	44	6	39	143	26	112	173	.345	.442
June, 1997	.297	29	1018	174	302	48	9	44	166	22	102	183	.366	.491
July, 1997	.267	27	931	125	249	45	7	30	111	22	85	199	.334	.427
August, 1997	.299	29	993	156	297	58	7	48	149	14	90	191	.361	.517
Sept., 1997	.281	24	833	147	234	33	6	40	141	22	80	161	.347	.479
1997 Totals	.288	162	5603	923	1611	269	40	239	869	137	562	1060	.357	.478
March, 1998	.325	1	40	9	13	3	0	2	9	0	4	3	.386	.675
April, 1998	.301	27	950	146	286	57	7	25	139	12	88	144	.360	.455
May, 1998	.259	28	963	112	249	56	5	34	109	16	79	163	.319	.433
June, 1998	.267	28	965	128	258	47	8	27	125	9	80	193	.325	.417
July, 1998	.308	25	863	130	266	58	6	38	125	2	47	136	.346	.521
August, 1998	.307	29	1017	157	312	73	4	27	151	19	85	155	.360	.466
Sept., 1998	.307	24	834	144	256	39	6	30	133	9	86	155	.376	.476
1998 Totals	.291	162	5632	826	1640	333	36	183	791	67	469	949	.347	.461
April, 1999	.269	19	651	101	175	36	2	19	95	6	62	109	.337	.418
May, 1999	.268	29	1008	143	270	44	9	33	130	16	92	172	.330	.428
June, 1999	.308	26	937	175	289	45	10	48	170	10	67	124	.356	.531
July, 1999	.299	30	1062	155	318	62	3	43	155	11	94	126	.360	.485
August, 1999	.290	30	1081	166	313	60	4	35	151	13	91	177	.346	.450
Sept., 1999	.285	25	871	146	248	52	10	42	143	14	89	143	.351	.512

MONTH-BY-MONTH TEAM PITCHING

	ERA	W	L	SV	IP	H	R	ER	HR	BB	SO
April, 1993	4.78	8	14	1	192.0	219	113	102	15	92	116
May, 1993	7.03	7	22	4	258.2	343	221	202	38	119	164
June, 1993	5.80	11	14	5	218.2	271	158	141	31	85	136
July, 1993	5.91	10	17	6	236.0	286	163	155	37	88	145
August, 1993	4.29	14	16	11	266.2	276	157	127	28	122	161
Sept., 1993	4.28	17	9	8	235.1	237	133	112	30	87	171
October, 1993	7.88	0	3	0	24.0	32	22	21	2	16	20
1993 Totals	5.41	67	95	35	1431.1	1664	967	860	181	609	913
April, 1994	5.71	10	12	3	194.0	212	138	123	20	105	128
May, 1994	4.65	13	15	8	247.2	266	133	128	28	97	184
June, 1994	5.51	13	16	8	255.0	312	176	156	31	113	170
July, 1994	4.87	14	14	8	249.2	289	140	135	33	93	169
August, 1994	5.10	3	7	1	84.2	106	51	48	8	40	52
1994 Totals	5.15	53	64	28	1031.0	1185	638	590	120	448	703
April, 1995	3.86	4	1	2	49.0	44	21	21	3	28	38
May, 1995	6.02	13	15	8	248.0	295	176	166	32	118	199
June, 1995	3.65	15	12	9	241.2	224	106	98	24	96	156
July, 1995	4.60	17	11	11	250.2	285	151	128	23	81	171
August, 1995	5.96	11	17	4	249.0	311	185	165	43	91	166
Sept., 1995	4.71	16	11	8	241.0	271	135	126	33	95	153
October, 1995	7.00	1	0	1	9.0	13	9	7	2	3	8
1995 Totals	4.97	77	67	43	1288.1	1443	783	711	160	512	891
April, 1996	6.33	11	14	6	224.2	261	170	158	30	121	145
May, 1996	5.58	14	11	7	218.1	233	147	133	35	88	146
June, 1996	5.76	15	14	6	254.2	295	177	163	39	96	166
July, 1996	5.44	14	14	4	243.0	272	167	147	39	106	148
August, 1996	5.24	16	14	3	263.0	291	162	153	34	106	177
Sept., 1996	5.34	13	12	8	219.0	245	141	130	21	107	150
1996 Totals	5.59	83	79	34	1422.2	1597	964	884	198	624	932
April, 1997	4.61	17	7	8	213.0	248	120	109	31	71	121
May, 1997	5.60	12	17	9	255.1	297	172	159	29	123	136
June, 1997	5.65	14	15	2	255.0	310	170	160	34	117	158
July, 1997	5.88	8	19	2	238.2	302	162	156	34	83	148
August, 1997	4.94	17	12	9	253.0	297	160	139	29	98	153
Sept., 1997	4.67	15	9	8	217.2	243	124	113	39	74	154
1997 Totals	5.25	83	79	38	1432.2	1697	908	836	196	566	870
March, 1998	2.00	1	0	0	9.0	6	2	2	2	3	8
April, 1998	6.64	11	16	6	240.0	293	190	177	31	117	161
May, 1998	4.15	12	16	7	241.0	248	118	111	21	97	160
June, 1998	4.62	13	15	7	255.1	259	138	131	31	91	169
July, 1998	5.62	11	14	5	219.1	259	146	137	30	92	120
August, 1998	4.36	15	14	5	256.0	282	135	124	29	82	195
Sept., 1998	4.75	14	10	6	212.0	236	126	112	30	80	138
1998 Totals	4.99	77	85	36	1432.2	1583	855	794	174	562	951
April, 1999	5.67	9	10	4	165.0	197	112	104	19	87	121
May, 1999	5.43	12	17	3	258.1	311	173	156	43	139	196
June, 1999	6.68	13	13	5	229.0	289	190	170	44	119	165
July, 1999	6.74	12	18	5	263.0	317	203	197	56	136	173
August, 1999	5.23	14	16	7	268.2	299	167	156	42	126	201
Sept., 1999	5.90	11	14	5	218.0	247	150	143	27	115	154
October, 1999	9.67	1	2	0	27.0	41	33	29	6	15	22
1999 Totals	6.01	72	90	33	1429.0	1700	1028	955	237	737	1032
April, 2000	6.17	11	14	7	213.0	266	163	146	36	95	153
May, 2000	5.38	17	8	7	221.0	238	137	132	40	85	174
June, 2000	4.61	15	10	4	224.1	245	122	115	34	74	164
July, 2000	6.02	7	22	2	251.1	289	179	168	49	116	174
August, 2000	4.18	18	11	6	260.2	268	129	121	24	104	188
Sept., 2000	5.31	13	15	7	250.2	255	162	148	36	113	143
October, 2000	5.00	1	0	0	9.0	7	5	5	2	1	5
2000 Totals	5.26	82	80	33	1430.0	1568	897	835	221	588	100
April, 2001	5.26	13	11	6	214.0	225	138	125	31	90	184
May, 2001	4.80	13	16	3	253.0	256	144	135	37	89	176
June, 2001	5.84	12	15	4	242.0	270	172	157	38	119	170
July, 2001	6.22	7	19	2	225.2	272	164	156	48	100	154
August, 2001	4.45	14	13	7	234.2	247	123	116	43	85	191
Sept., 2001	5.04	12	11	4	210.2	200	131	118	33	97	143
October, 2001	6.12	2	4	0	50.0	52	34	34	9	18	40
2001 Totals	5.29	73	89	26	1430.0	1522	906	841	239	598	1058
April, 2002	4.92	10	16	7	226.2	245	138	124	27	94	150
May, 2002	3.47	19	10	9	264.1	229	113	102	18	103	190
June, 2002	5.98	10	17	7	236.1	290	175	157	36	89	152
July, 2002	6.00	9	16	5	214.2	263	153	143	40	91	136
August, 2002	4.79	13	16	8	257.2	247	147	137	56	101	152
Sept., 2002	6.42	12	14	7	227.0	280	172	162	48	104	140
2002 Totals	5.20	73	89	43	1426.2	1554	898	825	225	582	920
April, 2003	5.22	15	12	6	239.2	283	155	139	31	94	156
May, 2003	4.73	12	17	5	251.1	273	139	132	27	106	175
June, 2003	5.14	15	13	9	247.0	283	150	141	34	92	150
July, 2003	5.17	14	13	7	236.2	263	143	136	38	76	151
August, 2003	5.24	9	19	3	243.2	264	152	142	30	103	122
Sept., 2003	5.85	9	14	4	201.2	263	153	131	40	81	112
2003 Totals	5.20	74	88	34	1420.0	1629	892	821	200	552	866

(Month-by-Month Team Pitching, continued)

	ERA	W	L	SV	IP	H	R	ER	HR	BB	SO
April, 2004	6.27	9	12	5	182.1	197	134	127	35	82	114
May, 2004	5.96	10	19	5	259.2	305	176	172	32	131	193
June, 2004	5.75	9	17	6	231.2	272	153	148	30	134	137
July, 2004	4.75	18	10	9	250.0	283	143	132	28	120	129
August, 2004	5.79	9	18	5	233.0	274	157	150	39	106	168
Sept., 2004	4.88	13	15	6	254.2	277	142	138	27	114	191
October, 2004	6.00	0	3	0	24.0	26	18	16	7	10	15
2004 Totals	5.54	68	94	36	1435.1	1634	923	883	198	697	947
April, 2005	6.55	6	15	2	180.0	210	137	131	26	110	107
May, 2005	5.17	9	20	4	250.2	283	156	144	34	122	165
June, 2005	5.13	12	15	6	237.0	285	149	135	26	90	191
July, 2005	4.93	10	17	8	237.1	266	138	130	22	97	180
August, 2005	4.81	15	14	10	258.0	270	142	138	26	83	173
Sept., 2005	4.68	14	13	7	238.2	270	134	124	37	97	156
October, 2005	3.18	1	1	0	17.0	16	6	6	4	5	9
2005 Totals	5.13	67	95	37	1418.2	1600	862	808	175	604	981
April, 2006	4.42	15	10	7	228.0	236	130	112	22	94	166
May, 2006	3.84	12	16	6	239.0	238	108	102	14	86	151
June, 2006	4.27	14	12	4	230.0	238	117	110	23	86	153
July, 2006	4.37	10	16	6	228.2	237	118	111	32	81	143
August, 2006	4.44	11	17	3	253.1	270	136	125	28	89	159
Sept., 2006	6.38	14	14	8	258.1	321	195	183	35	114	176
October, 2006	6.75	0	1	0	8.0	9	8	6	1	3	4
2006 Totals	4.66	76	86	34	1447.1	1549	812	749	155	553	952
April, 2007	4.49	10	16	4	234.1	259	130	117	24	82	143
May, 2007	4.87	15	13	11	253.0	259	139	137	23	96	149
June, 2007	4.53	14	13	5	240.1	260	128	121	32	71	146
July, 2007	4.11	15	9	7	214.2	208	106	98	23	57	141
August, 2007	3.82	15	14	4	261.1	259	128	111	32	88	180
Sept., 2007	4.02	20	8	8	255.1	237	119	114	28	104	197
October, 2007	5.54	1	0	0	13.0	15	8	8	2	6	11
2007 Totals	4.32	90	73	39	1472.0	1497	758	706	164	504	967
April, 2008	4.47	11	17	6	262.0	260	144	130	25	124	165
May, 2008	5.67	9	19	5	246.0	283	165	155	31	102	180
June, 2008	4.34	12	15	7	234.1	251	123	113	25	69	150
July, 2008	5.01	17	10	5	237.0	247	137	132	21	85	169
August, 2008	4.35	15	13	9	250.1	266	134	121	24	88	208
Sept., 2008	4.78	10	14	4	216.1	240	149	115	14	94	169
2008 Totals	4.77	74	88	36	1446.0	1547	822	766	148	562	1041
April, 2009	5.46	8	12	4	173.0	202	108	105	27	80	123
May, 2009	4.44	12	17	6	255.2	276	147	126	16	77	192
June, 2009	3.60	21	7	11	252.1	238	105	101	26	80	187
July, 2009	3.77	15	11	8	229.0	209	98	96	17	79	180
August, 2009	4.27	16	12	6	253.0	257	124	120	30	96	211
Sept., 2009	4.18	18	9	9	241.1	212	118	112	23	104	229
October, 2009	2.97	2	2	1	34.0	33	15	15	2	12	32
2009 Totals	4.22	92	70	45	1438.1	1427	715	675	141	528	1154
April, 2010	3.90	11	12	3	207.2	189	95	90	14	100	166
May, 2010	3.53	16	12	4	250.0	232	109	98	19	78	199
June, 2010	4.34	14	13	9	238.1	240	124	115	20	87	183
July, 2010	4.66	13	13	5	231.2	221	130	120	30	74	217
August, 2010	4.03	15	12	7	239.0	240	112	107	20	90	214
Sept., 2010	4.55	14	14	7	249.1	262	137	126	36	85	238
October, 2010	2.42	0	3	0	26.0	21	10	7	0	11	17
2010 Totals	4.14	83	79	35	1442.0	1405	717	663	139	525	1234
April, 2011	3.53	17	8	12	229.2	202	96	90	25	75	184
May, 2011	4.52	8	21	4	258.2	245	140	130	29	109	199
June, 2011	3.88	14	13	9	241.0	252	120	104	24	90	171
July, 2011	5.06	12	15	5	233.0	247	138	131	30	82	202
August, 2011	4.91	13	16	6	260.1	297	148	142	38	93	188
Sept., 2011	4.64	9	16	5	225.0	228	132	116	30	73	174
2011 Totals	4.43	73	89	41	1447.2	1471	774	713	176	522	1118
April, 2012	4.57	11	11	7	195.0	220	112	99	25	69	151
May, 2012	5.66	10	18	3	245.0	298	167	154	34	108	231
June, 2012	5.88	9	18	3	238.2	300	169	156	45	94	197
July, 2012	5.16	7	17	5	211.0	221	127	121	33	76	162
August, 2012	4.71	16	13	11	256.0	256	143	134	27	108	177
Sept., 2012	5.46	9	20	5	245.2	316	161	149	28	99	201
October, 2012	3.23	2	1	2	30.2	26	11	11	6	12	25
2012 Totals	5.22	64	98	36	1422.0	1637	890	824	198	566	1144
April, 2013	3.75	16	11	8	242.1	239	116	101	23	81	175
May, 2013	4.02	12	16	4	253.0	261	120	113	16	80	185
June, 2013	4.52	13	15	3	249.0	262	128	125	23	86	186
July, 2013	4.74	10	16	7	226.0	262	127	119	27	77	173
August, 2013	4.07	13	15	8	241.0	238	118	109	24	92	177
Sept., 2013	5.65	10	17	5	224.2	283	151	141	23	101	168
2013 Totals	4.44	74	88	35	1436.0	1545	760	708	136	517	1064
March, 2014	11.25	0	1	0	8.0	14	10	10	1	2	11
April, 2014	3.96	16	12	9	250.0	238	123	110	32	82	190
May, 2014	4.24	12	15	2	233.2	226	118	110	32	92	159
June, 2014	6.48	8	20	3	243.0	297	187	175	38	97	171
July, 2014	4.66	8	17	4	228.0	264	126	118	19	92	185
August, 2014	5.09	10	18	5	247.2	251	144	140	31	105	197
Sept., 2014	4.36	12	13	1	220.2	238	110	107	20	61	161
2014 Totals	4.84	66	96	24	1431.0	1528	818	770	173	531	1074

Record Book

(Month-by-Month Team Pitching, continued)

	ERA	W	L	SV	IP	H	R	ER	HR	BB	SO
April, 2015	4.62	11	10	8	187.0	202	105	96	20	77	144
May, 2015	4.65	11	16	7	234.0	240	130	121	17	85	158
June, 2015	5.39	12	17	5	254.0	292	157	152	49	92	202
July, 2015	5.14	9	15	3	208.1	239	133	119	30	92	174
August, 2015	5.58	10	18	4	245.1	276	157	152	32	115	192
Sept., 2015	4.85	13	16	9	263.2	293	145	142	31	106	217
October, 2015	4.50	2	2	0	34.0	37	17	17	4	12	25
2015 Totals	5.04	68	94	36	1426.1	1579	844	799	183	579	1112
April, 2016	5.50	11	12	5	206.1	221	135	126	32	73	180
May, 2016	4.78	13	15	9	246.2	277	137	131	22	77	187
June, 2016	5.17	13	14	7	236.2	261	150	136	36	91	203
July, 2016	3.76	15	12	8	237.0	221	106	99	18	91	184
August, 2016	5.30	12	16	3	248.0	261	157	146	34	116	226
Sept., 2016	5.02	11	16	5	234.2	274	165	131	36	91	217
October, 2016	4.50	0	2	0	20.0	17	10	10	3	8	26
2016 Totals	4.91	75	87	37	1429.1	1532	860	779	181	547	1223
April, 2017	4.58	16	10	12	234.0	225	125	119	28	84	193
May, 2017	3.91	17	12	9	260.1	236	118	113	30	106	246
June, 2017	5.05	15	12	7	238.2	251	137	134	40	93	219
July, 2017	5.38	12	12	7	209.0	237	134	125	34	86	178
August, 2017	4.27	12	15	6	240.1	248	119	114	32	75	196
Sept., 2017	4.02	15	13	6	246.1	246	118	110	26	79	234
October, 2017	6.00	0	1	0	9.0	10	6	6	0	9	4
2017 Totals	4.51	87	75	47	1437.2	1453	757	721	190	532	1270
March, 2018	6.12	1	2	1	25.0	25	18	17	1	16	28
April, 2018	4.35	14	13	9	238.0	217	122	115	28	91	228
May, 2018	4.27	15	11	9	234.0	231	112	111	32	78	207
June, 2018	6.20	11	16	7	241.0	270	180	166	41	107	247
July, 2018	3.16	17	6	10	205.1	165	79	72	16	75	185
August, 2018	4.45	14	14	7	252.2	237	134	125	36	79	250
Sept., 2018	3.26	19	9	8	248.1	223	95	90	28	77	254
October, 2018	3.38	0	1	0	8.0	9	5	3	2	2	10
2018 Totals	4.33	91	72	51	1452.1	1377	745	699	184	525	1409
March, 2019	3.71	2	2	0	34.0	27	14	14	5	7	30
April, 2019	4.49	11	15	4	240.1	232	124	120	32	100	215
May, 2019	5.94	16	10	5	235.0	274	162	155	46	91	214
June, 2019	5.11	15	13	7	251.2	267	158	143	40	95	234
July, 2019	6.63	6	19	3	216.0	257	167	159	42	81	184
August, 2019	6.40	9	19	2	242.0	290	192	172	56	106	192
Sept., 2019	5.17	12	13	7	229.2	229	141	132	49	109	195
2019 Totals	5.56	71	91	28	1448.2	1576	958	895	270	589	1264
July, 2020	2.72	4	2	2	53.0	39	17	16	4	20	48
August, 2020	5.49	13	16	9	257.1	286	171	157	40	76	194
Sept., 2020	6.42	9	16	5	216.0	254	165	154	39	109	151
2020 Totals	5.59	26	34	16	526.1	579	353	327	83	205	393
April, 2021	4.76	9	17	3	225.0	229	130	119	28	108	201
May, 2021	4.83	11	17	4	222.1	222	141	123	34	96	201
June, 2021	4.74	14	13	6	239.1	231	134	126	35	79	215
July, 2021	4.30	12	12	6	211.1	199	103	101	31	75	197
August, 2021	4.82	14	13	5	231.1	235	127	124	30	82	243
Sept., 2021	5.06	13	13	8	235.0	247	138	132	34	89	190
Oct., 2021	8.06	1	2	1	25.2	34	23	23	4	10	22
2021 Totals	4.82	74	87	33	1397.0	1397	796	748	196	539	1269

LOWEST ERA AT COORS FIELD, SINGLE SEASON

(MIN. 81 IP)

Player	ERA	Season
Kyle Freeland	2.40	2018
Jorge De La Rosa	2.76	2013
Jorge De La Rosa	3.08	2014
Ubaldo Jiménez	3.19	2010
Denny Stark	3.21	2002

LOWEST ROAD ERA, SINGLE SEASON

(MIN. 81 IP)

Player	ERA	Season
Jhouley Chacín	2.44	2013
Ubaldo Jiménez	2.63	2010
Marvin Freeman	2.71	1994
Brian Bohanon	2.79	2000
Germán Márquez	2.95	2018

HOME AND ROAD, TEAM BATTING

Year	AVG	AB	R	H	2B	3B	HR	RBI	SB	CS	BB	SO	OBP	SLG
1993														
Total	.273	5517	758	1507	278	59	142	704	146	90	388	944	.323	.422
Home	.306	2754	489	843	158	48	77	449	80	43	228	410	.361	.482
Away	.240	2763	269	664	120	11	65	255	66	47	160	534	.285	.362
1994														
Total	.274	4006	573	1098	206	39	125	540	91	53	378	761	.337	.439
Home	.298	1940	317	579	105	34	59	296	41	23	180	331	.359	.479
Away	.251	2066	256	519	101	5	66	244	50	30	198	430	.317	.401
1995														
Total	.282	4994	785	1406	259	43	200	749	125	59	484	943	.350	.471
Home	.316	2515	485	794	140	31	134	470	55	30	257	422	.383	.556
Away	.247	2479	300	612	119	12	66	279	70	29	227	521	.315	.384
1996														
Total	.287	5590	961	1607	297	37	221	909	201	66	527	1108	.355	.472
Home	.343	2909	658	997	189	26	149	627	118	35	298	504	.408	.579
Away	.228	2681	303	610	108	11	72	282	83	31	229	604	.295	.357
1997														
Total	.288	5603	923	1611	269	40	239	869	137	65	562	1060	.357	.478
Home	.321	2841	545	912	155	23	124	516	77	32	288	449	.386	.523
Away	.253	2762	378	699	114	17	115	353	60	33	274	611	.327	.432
1998														
Total	.291	5632	826	1640	333	36	183	792	67	47	469	949	.347	.461
Home	.325	2862	526	929	178	22	111	507	35	24	266	427	.382	.519
Away	.257	2770	300	711	155	14	72	285	32	23	203	522	.311	.401
1999														
Total	.288	5717	906	1644	305	39	223	863	70	43	508	863	.348	.472
Home	.325	2938	572	955	174	26	144	547	35	23	269	378	.383	.549
Away	.248	2779	334	689	131	13	79	316	35	20	239	485	.310	.390
2000														
Total	.294	5660	968	1664	320	53	161	905	131	61	601	907	.362	.455
Home	.334	2887	633	964	185	34	112	591	62	32	330	411	.401	.538
Away	.252	2773	335	700	135	19	49	314	69	29	271	496	.320	.368
2001														
Total	.292	5690	923	1663	324	61	213	874	132	54	511	1027	.354	.483
Home	.331	2866	554	948	191	39	124	518	69	28	243	469	.387	.554
Away	.253	2824	369	715	133	22	89	356	63	26	268	558	.321	.410
2002														
Total	.274	5512	778	1508	283	41	152	726	103	53	497	1043	.337	.423
Home	.313	2773	498	867	159	29	97	463	55	31	268	452	.376	.496
Away	.234	2739	280	641	124	12	55	263	48	22	229	591	.297	.348
2003														
Total	.267	5518	853	1472	330	31	198	814	63	37	619	1134	.344	.445
Home	.294	2749	517	809	183	26	113	493	30	15	329	491	.372	.503
Away	.239	2769	336	663	147	5	85	321	33	22	290	643	.316	.388
2004														
Total	.275	5577	833	1531	331	34	202	795	44	33	568	1181	.345	.455
Home	.303	2792	496	846	191	22	111	469	18	16	311	525	.375	.506
Away	.246	2785	337	685	140	12	91	326	26	17	257	656	.315	.403
2005														
Total	.267	5542	740	1477	280	34	150	704	65	32	509	1103	.333	.411
Home	.300	2824	451	847	155	20	86	435	40	15	274	496	.366	.460
Away	.232	2718	289	630	125	14	64	269	25	17	235	607	.299	.359
2006														
Total	.270	5562	813	1504	325	54	157	761	85	50	561	1108	.341	.433
Home	.294	2752	456	809	162	33	75	425	48	27	295	490	.366	.459
Away	.247	2810	357	695	163	21	82	336	37	23	266	618	.316	.408
2007														
Total	.280	5691	860	1591	313	36	171	823	100	31	622	1152	.354	.437
Home	.298	2836	478	845	164	22	103	460	45	18	319	522	.372	.480
Away	.261	2855	382	746	149	14	68	363	55	13	303	630	.336	.395
2008														
Total	.263	5557	747	1462	310	28	160	714	141	37	570	1209	.336	.415
Home	.278	2742	411	761	167	21	92	393	69	14	289	552	.350	.454
Away	.249	2815	336	701	143	7	68	321	72	23	281	657	.322	.377
2009														
Total	.261	5398	804	1408	300	50	190	760	106	55	660	1277	.343	.441
Home	.287	2675	464	767	166	32	98	438	59	30	338	542	.377	.508
Away	.235	2723	340	641	134	18	92	322	47	25	322	735	.319	.399
2010														
Total	.263	5530	770	1452	270	54	173	741	99	42	585	1274	.336	.425
Home	.298	2775	479	828	153	38	108	460	43	22	299	587	.368	.498
Away	.226	2755	291	624	117	16	65	281	56	20	286	687	.303	.351
2011														
Total	.258	5544	735	1429	274	40	163	697	118	42	555	1201	.329	.410
Home	.274	2756	439	754	147	24	94	415	62	17	304	552	.349	.447
Away	.242	2788	296	675	127	16	69	282	56	25	251	649	.309	.373

(Home and Road, Team Batting, continued)

2012	AVG	AB	R	H	2B	3B	HR	RBI	SB	CS	BB	SO	OBP	SLG
Total	.274	5577	758	1526	306	52	166	716	100	40	450	1213	.330	.436
Home	.306	2827	486	864	174	38	100	461	45	20	259	546	.367	.500
Away	.241	2750	272	662	132	14	66	255	55	20	191	667	.291	.371
2013	AVG	AB	R	H	2B	3B	HR	RBI	SB	CS	BB	SO	OBP	SLG
Total	.270	5599	706	1511	283	36	159	673	112	32	427	1204	.323	.418
Home	.293	2836	434	830	156	30	88	410	75	16	229	518	.347	.462
Away	.246	2763	272	681	127	6	71	263	37	16	198	686	.298	.374
2014	AVG	AB	R	H	2B	3B	HR	RBI	SB	CS	BB	SO	OBP	SLG
Total	.276	5612	755	1551	307	41	186	721	85	48	397	1281	.327	.445
Home	.322	2868	500	924	171	33	119	481	53	24	209	546	.372	.529
Away	.228	2744	255	627	136	8	67	240	32	24	188	735	.279	.357
2015	AVG	AB	R	H	2B	3B	HR	RBI	SB	CS	BB	SO	OBP	SLG
Total	.265	5572	737	1479	274	49	186	702	97	43	388	1283	.318	.432
Home	.302	2819	449	851	151	35	102	433	54	18	210	572	.341	.489
Away	.228	2753	288	628	123	14	84	269	43	25	178	711	.277	.375
2016	AVG	AB	R	H	2B	3B	HR	RBI	SB	CS	BB	SO	OBP	SLG
Total	.275	5614	845	1544	318	47	204	805	66	39	494	1330	.336	.457
Home	.304	2823	508	857	189	32	116	490	36	15	283	594	.369	.516
Away	.246	2791	337	687	129	15	88	315	30	24	211	736	.302	.398
2017	AVG	AB	R	H	2B	3B	HR	RBI	SB	CS	BB	SO	OBP	SLG
Total	.273	5534	824	1510	293	38	192	793	59	34	519	1408	.338	.444
Home	.298	2735	488	816	156	30	110	475	24	14	278	641	.364	.498
Away	.248	2799	336	694	137	8	82	318	35	20	241	767	.312	.390
2018	AVG	AB	R	H	2B	3B	HR	RBI	SB	CS	BB	SO	OBP	SLG
Total	.256	5541	780	1418	280	42	210	748	95	33	507	1397	.322	.435
Home	.287	2735	445	786	166	33	119	425	41	16	247	643	.350	.503
Away	.225	2806	335	632	114	9	91	323	54	17	260	754	.295	.370
2019	AVG	AB	R	H	2B	3B	HR	RBI	SB	CS	BB	SO	OBP	SLG
Total	.265	5660	835	1502	323	41	224	803	71	31	489	1503	.326	.456
Home	.300	2852	500	855	178	30	132	483	36	15	269	671	.362	.522
Away	.230	2808	335	647	145	11	92	320	35	16	220	832	.289	.388
2020	AVG	AB	R	H	2B	3B	HR	RBI	SB	CS	BB	SO	OBP	SLG
Total	.257	2057	275	528	84	16	63	264	42	9	161	543	.311	.405
Home	.280	1037	153	290	37	12	35	147	12	6	67	244	.322	.440
Away	.233	1020	122	238	47	4	28	117	30	3	94	299	.300	.370
2021	AVG	AB	R	H	2B	3B	HR	RBI	SB	CS	BB	SO	OBP	SLG
Total	.249	5374	739	1338	275	34	182	709	76	23	491	1356	.317	.414
Home	.280	2730	456	764	171	25	104	443	39	10	235	604	.341	.475
Away	.217	2644	283	574	104	9	78	266	37	13	256	752	.291	.352

HOME AND ROAD, TEAM PITCHING

1993	ERA	W	L	SV	CG	IP	H	R	ER	HR	BB	SO
Total	5.41	67	95	35	9	1431.1	1664	967	860	181	609	913
Home	5.80	39	42	16	4	733.0	907	551	472	107	320	483
Away	4.99	28	53	19	5	698.1	757	416	387	74	289	430
1994	ERA	W	L	SV	CG	IP	H	R	ER	HR	BB	SO
Total	5.15	53	64	28	4	1031.0	1185	638	590	120	448	703
Home	5.74	25	32	9	3	513.0	628	356	327	61	220	351
Away	4.57	28	32	19	1	518.0	557	282	263	59	228	352
1995	ERA	W	L	SV	CG	IP	H	R	ER	HR	BB	SO
Total	4.97	77	67	43	1	1288.1	1443	783	711	160	512	891
Home	6.17	44	28	22	0	658.0	843	490	451	107	252	458
Away	3.70	33	39	21	1	630.1	600	293	259	53	260	433
1996	ERA	W	L	SV	CG	IP	H	R	ER	HR	BB	SO
Total	5.59	83	79	34	5	1422.2	1597	964	884	198	624	932
Home	6.17	55	26	16	5	738.0	903	559	506	122	314	457
Away	4.97	28	53	18	0	684.2	694	405	378	76	310	475
1997	ERA	W	L	SV	CG	IP	H	R	ER	HR	BB	SO
Total	5.25	83	79	38	9	1432.2	1697	908	836	196	566	870
Home	5.67	47	34	19	4	738.0	932	501	465	121	263	451
Away	4.81	36	45	19	5	694.2	765	407	371	75	303	419
1998	ERA	W	L	SV	CG	IP	H	R	ER	HR	BB	SO
Total	4.99	77	85	36	9	1432.2	1583	855	794	174	562	951
Home	5.70	42	39	16	4	741.0	885	505	469	101	273	467
Away	4.23	35	46	20	5	691.2	698	350	325	73	289	484
1999	ERA	W	L	SV	CG	IP	H	R	ER	HR	BB	SO
Total	6.01	72	90	33	12	1429.0	1700	1028	955	237	737	1032
Home	7.11	39	42	13	4	739.0	987	626	584	159	385	526
Away	4.84	33	48	20	8	690.0	713	402	371	78	352	506
2000	ERA	W	L	SV	CG	IP	H	R	ER	HR	BB	SO
Total	5.26	82	80	33	7	1430.0	1568	897	835	221	588	1001
Home	6.06	48	33	13	3	739.0	896	531	498	133	303	522
Away	4.39	34	47	20	4	691.0	672	366	337	88	285	479
2001	ERA	W	L	SV	CG	IP	H	R	ER	HR	BB	SO
Total	5.29	73	89	26	8	1430.0	1522	906	841	239	598	1058
Home	6.12	41	40	12	4	734.0	834	531	499	144	332	537
Away	4.42	32	49	14	4	696.0	688	375	342	95	266	521

(Home and Road, Team Pitching, continued)

Year	ERA	W	L	SV	CG	IP	H	R	ER	HR	BB	SO
2002												
Total	5.20	73	89	43	1	1426.2	1554	898	825	225	582	920
Home	5.47	47	34	23	0	734.0	823	491	446	135	281	493
Away	4.92	26	55	20	1	692.2	731	407	379	90	301	427
2003												
Total	5.20	74	88	34	3	1420.0	1629	892	821	200	552	866
Home	5.07	49	32	20	1	737.0	847	450	415	117	247	472
Away	5.35	25	56	14	2	683.0	782	442	406	83	305	394
2004												
Total	5.54	68	94	36	3	1435.1	1634	923	883	198	697	947
Home	6.27	38	43	18	2	733.0	906	532	511	110	374	488
Away	4.77	30	51	18	1	702.1	728	391	372	88	323	459
2005												
Total	5.13	67	95	37	4	1418.2	1600	862	808	175	604	981
Home	5.18	40	41	18	3	735.0	860	447	423	84	293	505
Away	5.07	27	54	19	1	683.2	740	415	385	91	311	476
2006												
Total	4.66	76	86	34	5	1447.1	1549	812	749	155	553	952
Home	4.72	44	37	16	3	746.0	818	413	391	93	280	491
Away	4.59	32	49	18	2	701.1	731	399	358	62	273	461
2007												
Total	4.32	90	73	39	4	1472.0	1497	758	706	164	504	967
Home	4.34	51	31	18	1	754.0	796	396	364	82	231	472
Away	4.29	39	42	21	3	718.0	701	362	342	82	273	495
2008												
Total	4.77	74	88	36	3	1444.0	1547	822	766	148	562	1041
Home	4.83	43	38	19	3	745.0	814	420	400	82	253	523
Away	4.70	31	50	17	0	701.0	733	402	366	66	309	518
2009												
Total	4.22	92	70	45	5	1438.1	1427	715	675	141	528	1154
Home	4.41	51	30	20	1	737.0	754	379	361	74	276	592
Away	4.03	41	40	25	4	701.1	673	336	314	67	252	562
2010												
Total	4.14	83	79	35	6	1442.0	1405	717	663	139	525	1234
Home	4.25	52	25	20	2	743.0	743	379	351	79	232	634
Away	4.02	31	50	15	4	699.0	662	338	312	60	293	600
2011												
Total	4.43	73	89	41	5	1447.2	1471	774	713	176	522	1118
Home	4.71	38	43	15	1	742.0	817	427	388	101	241	544
Away	4.15	35	46	26	4	705.2	654	347	325	75	281	574
2012												
Total	5.22	64	98	36	0	1422.0	1637	890	824	198	566	1144
Home	5.97	35	46	14	0	734.0	909	523	487	118	269	574
Away	4.41	29	52	22	0	688.0	728	367	337	80	297	570
2013												
Total	4.44	74	88	35	1	1436.0	1545	760	708	136	517	1064
Home	4.43	45	36	16	0	747.0	813	387	368	71	241	535
Away	4.44	29	52	19	1	689.0	732	373	340	65	276	529
2014												
Total	4.84	66	96	24	1	1431.0	1528	818	770	173	531	1074
Home	5.05	45	36	22	1	740.0	825	444	415	90	266	525
Away	4.62	21	60	16	0	691.0	703	374	355	83	265	549
2015												
Total	5.04	68	94	36	4	1426.1	1579	844	799	183	579	1112
Home	5.68	36	45	14	3	730.1	878	483	461	100	287	560
Away	4.37	32	49	22	1	696.0	701	361	338	83	292	552
2016												
Total	4.91	75	87	37	2	1429.1	1532	860	779	181	547	1223
Home	5.40	42	39	19	2	736.0	840	477	442	99	257	636
Away	4.37	33	48	18	1	693.1	692	383	337	82	290	587
2017												
Total	4.51	87	75	47	1	1437.2	1453	757	721	190	532	1270
Home	4.93	46	35	19	0	729.0	770	415	399	98	269	621
Away	4.09	41	40	28	1	708.2	683	342	322	92	263	649
2018												
Total	4.33	91	72	51	0	1452.1	1377	745	699	184	525	1409
Home	4.63	47	34	20	0	733.0	749	404	377	101	267	725
Away	4.03	44	38	31	0	719.1	628	341	322	83	258	684
2019												
Total	5.56	71	91	28	1	1448.2	1576	958	895	270	589	1264
Home	6.20	43	38	17	0	745.0	885	544	513	144	294	649
Away	4.89	28	53	11	1	703.2	691	414	382	126	295	615
2020												
Total	5.59	26	34	16	1	526.1	579	353	327	83	205	393
Home	6.52	12	18	8	1	272.0	333	213	197	43	88	205
Away	4.60	14	16	8	0	254.1	246	140	130	40	117	188
2021												
Total	4.82	74	87	33	3	1397.0	1397	796	748	196	539	1269
Home	4.66	48	33	17	2	732.0	713	407	379	98	265	625
Away	4.99	26	54	16	1	665.0	684	389	369	98	274	644

Career Batting Leaders

Games Played

Todd Helton	2,247
Charlie Blackmon	1,269
Carlos González	1,247
Larry Walker	1,170
Vinny Castilla	1,098
Nolan Arenado	1,079
Troy Tulowitzki	1,048
Dante Bichette	1,018
DJ LeMahieu	918
Brad Hawpe	816

At-Bats

Todd Helton	7,962
Charlie Blackmon	4,827
Carlos González	4,586
Nolan Arenado	4,118
Vinny Castilla	4,099
Larry Walker	4,076
Dante Bichette	4,050
Troy Tulowitzki	3,897
DJ LeMahieu	3,385
Trevor Story	2,822

Runs Scored

Todd Helton	1,401
Larry Walker	892
Charlie Blackmon	820
Carlos González	769
Dante Bichette	665
Troy Tulowitzki	660
Nolan Arenado	649
Vinny Castilla	611
DJ LeMahieu	498
Matt Holliday	482

Hits

Todd Helton	2,519
Charlie Blackmon	1,450
Larry Walker	1,361
Carlos González	1,330
Dante Bichette	1,278
Nolan Arenado	1,206
Vinny Castilla	1,206
Troy Tulowitzki	1,165
DJ LeMahieu	1,011
Matt Holliday	863

Doubles

Todd Helton	592
Larry Walker	297
Carlos González	277
Dante Bichette	270
Charlie Blackmon	264
Nolan Arenado	262
Troy Tulowitzki	224
Vinny Castilla	208
Matt Holliday	190
Trevor Story	180

Triples

Dexter Fowler	53
Charlie Blackmon	52
Neifi Perez	49
Larry Walker	44
Carlos González	39
Todd Helton	37
DJ LeMahieu	31
Eric Young	28
Nolan Arenado	27
Trevor Story	27
Ellis Burks	24

Extra-Base Hits

Todd Helton	998
Larry Walker	599
Carlos González	543
Nolan Arenado	524
Charlie Blackmon	507
Dante Bichette	489
Vinny Castilla	467
Troy Tulowitzki	436
Trevor Story	365
Matt Holliday	343

Total Bases

Todd Helton	4,292
Larry Walker	2,520
Charlie Blackmon	2,391
Carlos González	2,366
Nolan Arenado	2,227
Dante Bichette	2,187
Vinny Castilla	2,171
Troy Tulowitzki	2,001
Andres Galarraga	1,540
Matt Holliday	1,489

Multi-Hit Games

Todd Helton	710
Charlie Blackmon	405
Larry Walker	396
Dante Bichette	372
Carlos González	371
Nolan Arenado	340
Vinny Castilla	334
Troy Tulowitzki	328
DJ LeMahieu	282
Andres Galarraga	250

Home Runs

Todd Helton	369
Larry Walker	258
Vinny Castilla	239
Nolan Arenado	235
Carlos González	227
Dante Bichette	201
Charlie Blackmon	191
Troy Tulowitzki	188
Andres Galarraga	172
Trevor Story	158

RBI

Todd Helton	1,406
Larry Walker	848
Dante Bichette	826
Nolan Arenado	760
Carlos González	749
Vinny Castilla	745
Troy Tulowitzki	657
Charlie Blackmon	631
Andres Galarraga	579
Matt Holliday	486

Walks

Todd Helton	1,335
Larry Walker	584
Troy Tulowitzki	435
Carlos González	417
Brad Hawpe	400
Charlie Blackmon	371
Nolan Arenado	362
Dexter Fowler	325
Chris Iannetta	309
Walt Weiss	300

Intentional Walks

Todd Helton	185
Larry Walker	71
Nolan Arenado	58
Carlos González	53
Brad Hawpe	45
Troy Tulowitzki	45
Vinny Castilla	43
Andres Galarraga	31
Charlie Blackmon	29
Chris Iannetta	23

Strikeouts

Todd Helton	1,175
Carlos González	1,107
Charlie Blackmon	892
Trevor Story	865
Troy Tulowitzki	713
Brad Hawpe	711
Nolan Arenado	684
Larry Walker	659
Vinny Castilla	631
Dante Bichette	620

Stolen Bases

Eric Young	180
Charlie Blackmon	134
Larry Walker	126
Carlos González	118
Dante Bichette	105
Willy Taveras	101
Juan Pierre	100
Trevor Story	100
Dexter Fowler	85
DJ LeMahieu	73

Batting Avg. (. min. 1000 PA)

Larry Walker	.334
Jeff Cirillo	.320
Matt Holliday	.319
Todd Helton	.316
Andres Galarraga	.316
Dante Bichette	.316
Juan Pierre	.308
Michael Cuddyer	.307
Ellis Burks	.306
Charlie Blackmon	.300

On-Base Pct. (min. 1000 PA)

Larry Walker	.426
Todd Helton	.414
Matt Holliday	.387
Jeff Cirillo	.379
Ellis Burks	.378
Eric Young	.378
Walt Weiss	.375
Brad Hawpe	.374
Jeff Reed	.373
Troy Tulowitzki	.371

Slugging Pct. (min. 1000 PA)

Larry Walker	.618
Ellis Burks	.579
Andres Galarraga	.577
Matt Holliday	.550
Nolan Arenado	.541
Dante Bichette	.540
Todd Helton	.539
Vinny Castilla	.530
Michael Cuddyer	.525
Trevor Story	.523

Single-Season Batting Leaders

Games Played			Hits			RBI		
162	Neifi Perez	2000	219	Dante Bichette	1998	150	Andres Galarraga	1996
	Vinny Castilla	1998	216	Matt Holliday	2007	147	Todd Helton	2000
	Neifi Perez	1998		Todd Helton	2000	146	Todd Helton	2001
161	Dante Bichette	1998	213	Charlie Blackmon	2017	144	Vinny Castilla	1998
160	Ian Desmond	2018	211	Ellis Burks	1996	141	Dante Bichette	1996
	Nolan Arenado	2016	209	Todd Helton	2003		Preston Wilson	2003
	Todd Helton	2003	208	Larry Walker	1997	140	Andres Galarraga	1997
	Todd Helton	2000	206	Vinny Castilla	1998	137	Matt Holliday	2007
	Vinny Castilla	1996	202	Juan Pierre	2001	133	Dante Bichette	1999
159	Seven Times		198	Garrett Atkins	2006		Nolan Arenado	2016
				Dante Bichette	1996			
Batting Average (qualifiers)			Extra-Base Hits			Walks		
.379	Larry Walker	1999	105	Todd Helton	2001	127	Todd Helton	2004
.372	Todd Helton	2000	103	Todd Helton	2000	116	Todd Helton	2007
.370	Andres Galarraga	1993	99	Larry Walker	1997	111	Todd Helton	2003
.366	Larry Walker	1997	93	Ellis Burks	1996	106	Todd Helton	2005
.363	Larry Walker	1998	92	Matt Holliday	2007	103	Todd Helton	2000
.358	Todd Helton	2003	89	Nolan Arenado	2015	99	Todd Helton	2002
.350	Larry Walker	2001	87	Andres Galarraga	1996	98	Larry Walker	2003
.348	DJ LeMahieu	2016		Nolan Arenado	2017		Todd Helton	2001
.347	Todd Helton	2004	86	Todd Helton	2003	91	Walt Weiss	1995
.344	Ellis Burks	1996		Charlie Blackmon	2017		Todd Helton	2009
On-Base Pct. (qualifiers)			Doubles			Strikeouts		
.469	Todd Helton	2004	59	Todd Helton	2000	191	Trevor Story	2017
.463	Todd Helton	2000	54	Todd Helton	2001	175	Mark Reynolds	2017
.45809	Larry Walker	1999	53	Jeff Cirillo	2000	174	Trevor Story	2019
.45804	Todd Helton	2003	50	Matt Holliday	2007	168	Trevor Story	2018
.452	Larry Walker	1997	49	Todd Helton	2003	160	Ryan McMahon	2019
.449	Larry Walker	2001		Todd Helton	2004	157	Andres Galarraga	1996
.4448	Todd Helton	2005	48	Dante Bichette	1998	147	Ryan McMahon	2021
.4447	Larry Walker	1998	46	Garrett Atkins	2006	146	Ian Desmond	2018
.434	Todd Helton	2007		Larry Walker	1997	145	Andres Galarraga	1995
.432	Todd Helton	2001		Larry Walker	1998		Brad Hawpe	2009
Slugging Pct. (qualifiers)			Triples			Stolen Bases		
.720	Larry Walker	1997	15	Dexter Fowler	2011	68	Willy Taveras	2008
.710	Larry Walker	1999	14	Charlie Blackmon	2017	53	Eric Young	1996
.698	Todd Helton	2000		Dexter Fowler	2010	47	Juan Pierre	2002
.685	Todd Helton	2001	11	Dexter Fowler	2012	46	Juan Pierre	2001
.662	Larry Walker	2001		Neifi Perez	1999	43	Charlie Blackmon	2015
.639	Ellis Burks	1996		Neifi Perez	2000	42	Eric Young	1993
.6299	Larry Walker	1998		Juan Pierre	2001	39	Tom Goodwin	2000
.6295	Todd Helton	2003		Juan Uribe	2001	35	Eric Young	1995
.620	Dante Bichette	1995	10	Four Times		33	Willy Taveras	2007
.6197	Todd Helton	2004					Larry Walker	1997
At-Bats			Total Bases			Pinch Hits		
690	Neifi Perez	1999	409	Larry Walker	1997	28	John Vander Wal	1995
662	Dante Bichette	1998	405	Todd Helton	2000	23	Greg Norton	2003
651	Neifi Perez	2000	402	Todd Helton	2001	20	Lenny Harris	1999
647	Neifi Perez	1998	392	Ellis Burks	1996	19	Pat Valaika	2017
645	Vinny Castilla	1998	387	Charlie Blackmon	2017	17	Brandon Barnes	2014
644	Charlie Blackmon	2017	386	Matt Holliday	2007	17	Seth Smith	2009
636	Matt Holliday	2007	380	Vinny Castilla	1998		Greg Norton	2001
633	Dante Bichette	1996	376	Andres Galarraga	1996		Jimmy Tatum	2001
629	Vinny Castilla	1996	367	Todd Helton	2003	16	Mark Sweeney	2004
626	Charlie Blackmon	2018	359	Dante Bichette	1995		John Vander Wal	1996
	Andres Galarraga	1996						
Runs			Home Runs			Pinch-Hit Home Runs		
143	Larry Walker	1997	49	Larry Walker	1997	5	Mark Sweeney	2004
142	Ellis Burks	1996		Todd Helton	2001	4	Raimel Tapia	2019
138	Todd Helton	2000	47	Andres Galarraga	1996		Pat Valaika	2017
137	Charlie Blackmon	2017	46	Vinny Castilla	1998		Ryan Raburn	2016
135	Todd Helton	2003	42	Todd Helton	2000		Greg Norton	2003
132	Todd Helton	2001	41	Nolan Arenado	2015		Angel Echevarria	1999
120	Andres Galarraga	1997		Nolan Arenado	2019		John Vander Wal	1995
	Matt Holliday	2007		Nolan Arenado	2016		Howard Johnson	1994
119	Andres Galarraga	1996	40	Andres Galarraga	1997	3	Three Times	
	Matt Holliday	2006		Five Times				

Career Pitching Leaders

Appearances		Innings Pitched	Winning Pct. (50 dec.)
Steve Reed	461	Aaron Cook	1312.1
Brian Fuentes	428	Jorge De La Rosa	1141.1
Matt Belisle	392	Jeff Francis	1066.0
Adam Ottavino	361	Jason Jennings	941.0
Curtis Leskanic	356	Ubaldo Jiménez	851.0
Manuel Corpus	311	Jon Gray	829.1
Rafael Betancourt	309	Pedro Astacio	827.1
Mike Muñoz	300	Germán Márquez	814.1
Rex Brothers	286	Jamey Wright	791.2
Jose Jiménez	265	Jhoulys Chacín	736.1
Starts		ERA (300.0 IP)	
Aaron Cook	206	Brian Fuentes	3.38
Jorge De La Rosa	200	Adam Ottavino	3.41
Jeff Francis	185	Steve Reed	3.63
Jason Jennings	156	Ubaldo Jiménez	3.66
Jon Gray	151	Jhoulys Chacín	3.83
Germán Márquez	138	Bruce Ruffin	3.84
Ubaldo Jiménez	137	Matt Belisle	3.88
Jamey Wright	132	Manuel Corpus	4.01
Pedro Astacio	129	Jose Jiménez	4.13
Kyle Freeland	119	Tyler Chatwood	4.18
Wins		Complete Games	
Jorge De La Rosa	86	Pedro Astacio	14
Aaron Cook	72	Aaron Cook	11
Jeff Francis	64	Ubaldo Jiménez	8
Jason Jennings	58	Jason Jennings	6
Ubaldo Jiménez	56	John Thomson	6
Germán Márquez	54	Roger Bailey	5
Pedro Astacio	53	Brian Bohanon	5
Jon Gray	53	Darryl Kile	5
Jhoulys Chacín	41	Armando Reynoso	5
Kyle Freeland	40	Germán Márquez	4
Losses		Shutouts	
Aaron Cook	68	Jason Jennings	3
Jeff Francis	62	Ubaldo Jiménez	3
Jorge De La Rosa	61	Roger Bailey	2
Jason Jennings	56	Brian Bohanon	2
Jamey Wright	52	Aaron Cook	2
Jhoulys Chacín	50	Jeff Francis	2
Jon Gray	49	Germán Márquez	2
Pedro Astacio	48	John Thomson	2
Shawn Chacón	45	15 Pitchers	1
Ubaldo Jiménez	45		
		Saves	
		Brian Fuentes	115
		Jose Jiménez	102
		Huston Street	84
		Wade Davis	60
		Bruce Ruffin	60
		Rafael Betancourt	58
		Darren Holmes	46
		Greg Holland	41
		Dave Veres	39
		Jerry Dipoto	36
		Walks	
		Jorge De La Rosa	481
		Jason Jennings	425
		Aaron Cook	408
		Jamey Wright	387
		Ubaldo Jiménez	371
		Jeff Francis	333
		Jhoulys Chacín	308
		Shawn Chacón	293
		Pedro Astacio	290
		Jon Gray	280
		Strikeouts	
		Jorge De La Rosa	985
		Jon Gray	849
		Germán Márquez	816
		Ubaldo Jiménez	773
		Pedro Astacio	749
		Jeff Francis	742
		Jason Jennings	622
		Jhoulys Chacín	561
		Aaron Cook	558
		Kyle Freeland	510

Single-Season Pitching Leaders

Appearances

80	Matt Belisle	2012
79	Jose Mesa	2006
	Todd Jones	2002
78	Manny Corpas	2007
	Brian Fuentes	2005
	Mike Myers	2000
	Chuck McElroy	1998
76	Matt Belisle	2010
	Manuel Corpas	2008
	Curtis Leskanic	1995

Games Started

35	Darryl Kile	1998
	Kevin Ritz	1996
34	Ubaldo Jiménez	2008
	Jeff Francis	2007
	Shawn Estes	2004
	Pedro Astacio	1999
	Pedro Astacio	1998
	Jamey Wright	1998
33	Eight Times	

Wins

19	Ubaldo Jiménez	2010
17	Kyle Freeland	2018
	Jeff Francis	2007
	Pedro Astacio	1999
	Kevin Ritz	1996
16	Jorge De La Rosa	2013
	Jorge De La Rosa	2009
	Aaron Cook	2008
	Jason Jennings	2002
15	Three Times	

Losses

17	Darryl Kile	1998
16	Jamey Wright	2005
15	Tyler Chatwood	2017
	Aaron Cook	2006
	Mike Hampton	2002
	Masato Yoshii	2000
14	Jhoulys Chacin	2011
	Pedro Astacio	1998
	Jamey Wright	1998
13	Eight Times	

ERA (qualifiers)

2.85	Kyle Freeland	2018
2.88	Ubaldo Jiménez	2010
3.44	Antonio Senzatela	2020
3.47	Jhoulys Chacin	2013
3.47	Ubaldo Jiménez	2009
3.49	Jorge De La Rosa	2013
3.62	Jhoulys Chacin	2011
3.66	Joe Kennedy	2004
3.75	Germán Márquez	2020
3.77	Germán Márquez	2018

Winning Pct. (qualifiers)

.833	Marvin Freeman (10-2)	1994
.733	Denny Stark (11-4)	2002
.727	Jorge De La Rosa (16-6)	2013
.708	Kyle Freeland (17-7)	2018
.706	Germán Márquez (12-5)	2019
.704	Ubaldo Jiménez (19-8)	2010
.688	Julian Tavarez (11-5)	2000
.667	Daniel Bard (4-2)	2020
	Antonio Senzatela (10-5)	2017
	Jason Jennings (16-8)	2002

Saves

43	Wade Davis	2018
41	Greg Holland	2017
	Jose Jiménez	2002
35	Huston Street	2009
	Shawn Chacón	2004
31	Rafael Betancourt	2012
	Brian Fuentes	2005
	Dave Veres	1999
30	Brian Fuentes	2008
	Brian Fuentes	2006

Innings Pitched

232.0	Pedro Astacio	1999
230.1	Darryl Kile	1998
221.2	Ubaldo Jiménez	2010
218.0	Ubaldo Jiménez	2009
216.0	Jason Marquis	2009
215.1	Jeff Francis	2007
213.0	Kevin Ritz	1996
212.2	Aaron Cook	2006
212.0	Jason Jennings	2006
211.1	Aaron Cook	2008

Complete Games

7	Pedro Astacio	1999
5	Roger Bailey	1997
4	Ubaldo Jiménez	2010
	Pedro Astacio	2001
	Darryl Kile	1998
	Armando Reynoso	1993
3	Germán Márquez	2021
	Mark Thompson	1996
	Brian Bohanon	1999
	Pedro Astacio	2000
	Jason Jennings	2006

Strikeouts

230	Germán Márquez	2018
214	Ubaldo Jiménez	2010
210	Pedro Astacio	1999
198	Ubaldo Jiménez	2009
193	Jorge De La Rosa	2009
	Pedro Astacio	2000
185	Jon Gray	2016
183	Jon Gray	2018
176	Germán Márquez	2021
175	Germán Márquez	2019

Walks

109	Darryl Kile	1999
105	Shawn Estes	2004
	Kevin Ritz	1996
103	Ubaldo Jiménez	2008
101	Jason Jennings	2004
96	Darryl Kile	1998
95	Jamey Wright	1998
92	Ubaldo Jiménez	2010
	Brian Bohanon	1999
91	Mike Hampton	2002

Relief Wins

11	Gabe White	2000
10	Matt Belisle	2011
9	Steve Reed	1993
8	Scott Oberg	2018
	Rex Brothers	2012
7	Daniel Bard	2021
	Matt Belisle	2010
	Darren Holmes	1997
	Curtis Leskanic	1996
	Bruce Ruffin	1996

Strikeouts/9.0 IP (qualifiers)

10.56	Germán Márquez	2018
9.91	Jon Gray	2016
9.56	Jon Gray	2018
9.39	Jorge De La Rosa	2009
9.05	Germán Márquez	2019
8.85	Pedro Astacio	2000
8.80	Germán Márquez	2021
8.69	Ubaldo Jiménez	2010
8.39	Tyler Anderson	2018
8.17	Ubaldo Jiménez	2009

Fewest Walks/9.0 IP (qualifiers)

1.81	Germán Márquez	2019
2.04	Aaron Cook	2008
2.14	Jason Hammel	2009
2.21	Antonio Senzatela	2020
2.33	Aaron Cook	2006
2.38	Jason Hammel	2010
2.39	Aaron Cook	2007
2.61	Armando Reynoso	1996
2.62	Germán Márquez	2018
2.63	Jeff Francis	2007

Lowest BA Against (qualifiers)

.209	Ubaldo Jiménez	2010
.229	Ubaldo Jiménez	2009
.231	Jhoulys Chacin	2011
.238	Jorge De La Rosa	2014
.240	Kyle Freeland	2018
.241	Germán Márquez	2018
.242	Germán Márquez	2021
.243	Jon Gray	2016
.245	Ubaldo Jiménez	2008
.247	Germán Márquez	2020

Home Runs Allowed

39	Pedro Astacio	1998
38	Pedro Astacio	1999
33	Kyle Kendrick	2015
	Darryl Kile	1999
32	Pedro Astacio	2000
	Masato Yoshii	2000
31	Mike Hampton	2001
30	Tyler Anderson	2018
	Shawn Estes	2004
	Brian Bohanon	1999

Year-by-Year Pitching Leaders

WINS		
1993	Reynoso	12
1994	Freeman	10
1995	Ritz	11
1996	Ritz	17
1997	Bailey/Holmes	9
1998	Astacio/Kile	13
1999	Astacio	17
2000	Astacio/Bohanon	12
2001	Hampton	14
2002	Jennings	16
2003	Oliver	13
2004	Estes	15
2005	Francis	14
2006	Francis	13
2007	Francis	17
2008	Cook	16
2009	De La Rosa	16
2010	Jiménez	19
2011	Chacín	11
2012	Brothers	8
2013	De La Rosa	16
2014	De La Rosa	14
2015	De La Rosa	9
2016	Bettis	14
2017	Freeland/Márquez	11
2018	Freeland	17
2019	Márquez	12
2020	Senzatela	5
2021	Márquez	12

INNINGS PITCHED		
1993	Reynoso	189.0
1994	Harris	130.0
1995	Ritz	173.1
1996	Ritz	213.0
1997	Bailey	191.0
1998	Kile	230.1
1999	Astacio	232.0
2000	Astacio	196.1
2001	Hampton	203.0
2002	Jennings	185.1
2003	Jennings	181.1
2004	Estes	202.0
2005	Francis	183.2
2006	Cook	212.2
2007	Francis	215.1
2008	Cook	211.1
2009	Jiménez	218.0
2010	Jiménez	221.2
2011	Chacín	194.0
2012	Francis	113.0
2013	Chacín	197.1
2014	De La Rosa	184.1
2015	De La Rosa	149.0
2016	Bettis	186.0
2017	Márquez	162.0
2018	Freeland	202.1
2019	Márquez	174.0
2020	Márquez	81.2
2021	Márquez	180.0

STRIKEOUTS		
1993	Ruffin	126
1994	G.W. Harris	82
1995	Ritz	120
1996	Ritz	105
1997	Thomson	106
1998	Astacio	170
1999	Astacio	210
2000	Astacio	193
2001	Neagle	139
2002	Jennings	127
2003	Jennings	119
2004	Jennings	133
2005	Francis	128
2006	Jennings	142
2007	Francis	165
2008	Jiménez	172
2009	Jiménez	198
2010	Jiménez	214
2011	Chacín	150
2012	Brothers/Pomeranz	83
2013	Chacín	126
2014	De La Rosa	139
2015	De La Rosa	134
2016	Gray	185
2017	Márquez	147
2018	Márquez	230
2019	Márquez	175
2020	Márquez	73
2021	Márquez	176

ERA (Min. 20 Starts)		
1993	Reynoso	4.00
1994	Nied	4.80
1995	Ritz	4.21
1996	Reynoso	4.96
1997	Bailey	4.29
1998	Kile	5.20
1999	Astacio	5.04
2000	Bohanon	5.68
2001	Neagle	4.38
2002	Jennings	4.52
2003	Oliver	5.04
2004	Kennedy	3.66
2005	Wright	5.46
2006	Jennings	3.78
2007	Cook	4.12
2008	Cook	3.96
2009	Jiménez	3.47
2010	Jiménez	2.88
2011	Chacín	3.62
2012	Pomeranz	4.93
2013	Chatwood	3.15
2014	De La Rosa	4.10
2015	De La Rosa	4.17
2016	Chatwood	3.87
2017	Gray	3.67
2018	Freeland	2.85
2019	Gray	3.84
2020	Senzatela	3.44
2021	Freeland	4.33

SAVES		
1993	Holmes	25
1994	Ruffin	16
1995	Holmes	14
1996	Ruffin	24
1997	Dipoto	16
1998	Dipoto	19
1999	Veres	31
2000	Jiménez	24
2001	Jiménez	17
2002	Jiménez	41
2003	Jiménez	20
2004	Chacón	35
2005	Fuentes	31
2006	Fuentes	30
2007	Fuentes	20
2008	Fuentes	30
2009	Street	35
2010	Street	20
2011	Street	29
2012	Betancourt	31
2013	Brothers	19
2014	De La Rosa	23
2015	Axford	25
2016	McGee	15
2017	Holland (tied)	41
2018	Davis	43
2019	Davis	15
2020	Bard	6
2021	Bard	20

COMPLETE GAMES		
1993	Reynoso	4
1994	Nied	2
1995	Rekar	1
1996	Thompson	3
1997	Bailey	5
1998	Kile	4
1999	Astacio	7
2000	Astacio	3
2001	Astacio	4
2002	Neagle	1
2003	Cook/Oliver/Jennings	1
2004	Cook/Estes/Kennedy	1
2005	Cook	2
2006	Jennings	3
2007	Cook	2
2008	Cook	2
2009	Marquis	2
2010	Jiménez	4
2011	Chacín/Jiménez	2
2012	None	
2013	Chatwood	1
2014	Matzek	1
2015	Rusin	2
2016	Bettis/Gray	1
2017	Chatwood	1
2018	None	
2019	Márquez	1
2020	Senzatela	1
2021	Márquez	3

APPEARANCES		
1993	Wayne	65
1994	Reed	61
1995	Leskanic	76
1996	Ruffin	71
1997	Dipoto	74
1998	McElroy	78
1999	Veres	73
2000	Myers	78
2001	Myers	73
2002	Jones	79
2003	Fuentes/Lopez	75
2004	Chacón	66
2005	Fuentes	78
2006	Mesa	79
2007	Corpas	78
2008	Corpas	76
2009	Street	64
2010	Beltis	76
2011	Beltis	74
2012	Beltis	80
2013	Lopez	75
2014	Ottavino	75
2015	Friedrich	68
2016	Logan	66
2017	Dunn	68
2018	Ottavino	75
2019	Estévez	71
2020	Estévez	26
2021	Kinley	70

STARTS		
1993	Reynoso	30
1994	Nied	22
1995	Ritz	28
1996	Ritz	35
1997	Bailey	29
1998	Kile (tie)	35
1999	Astacio	34
2000	Astacio	32
2001	Hampton	32
2002	Jennings	32
2003	Jennings/Oliver	32
2004	Estes	34
2005	Francis	33
2006	Jennings/Cook/Francis	32
2007	Francis	34
2008	Jiménez	34
2009	Jiménez/Marquis	33
2010	Jiménez	33
2011	Chacín	31
2012	Francis	24
2013	Chacín/Nicasio	31
2014	De La Rosa	32
2015	Kendrick	27
2016	Bettis	32
2017	Márquez	29
2018	Freeland	33
2019	Márquez	28
2020	Freeland/Márquez (tie)	13
2021	Márquez	32

QUALITY STARTS		
1993	Reynoso	13
1994	Freeman	13
1995	Ritz	13
1996	Ritz/Thompson	15
1997	Thomson	15
1998	Kile	19
1999	Astacio	18
2000	Astacio	19
2001	Chacón	14
2002	Hampton	13
2003	Jennings	15
2004	Jennings	17
2005	Francis	14
2006	Jennings	20
2007	Francis	19
2008	Cook/Jiménez	18
2009	Jiménez	24
2010	Jiménez	25
2011	Chacín	19
2012	Nicasio/Guthrie/Friedrich	28
2013	Chacín	19
2014	De La Rosa	17
2015	De La Rosa	14
2016	Bettis	17
2017	Márquez	14
2018	Freeland	24
2019	Gray	13
2020	Freeland/Márquez	9
2021	Márquez	17

Bold indicates NL leader

Single-Season Fielding Leaders

CATCHERS

Putouts			Assists			Errors			Fielding Pct. (qualifiers)		
821	Miguel Olivo	2010	82	Chris Iannetta	2011	13	Wilin Rosario	2012	1.000	Chris Iannetta	2008
773	Tony Wolters	2019	78	Wilin Rosario	2012	11	Jeff Reed	1996	.999	Tony Wolters	2019
733	Chris Iannetta	2011	75	Tony Wolters	2019	10	Joe Girardi	1995	.998	Chris Iannetta	2011
730	Joe Girardi	1995	63	Wilin Rosario	2013	9	Wilin Rosario	2013	.996	Tony Wolters	2020
699	Elias Diaz	2021	62	Miguel Olivo	2010		Miguel Olivo	2010	.995	Elias Diaz	2021
694	Wilin Rosario	2012	61	Joe Girardi	1995		Jayhawk Owens	1996	.994	Chris Iannetta	2018
692	Chris Iannetta	2018	59	Chris Iannetta	2009	8	J.D. Closser	2005		Kirt Manwaring	1997
679	Yorvit Torrealba	2007	58	Henry Blanco	1999		Ben Petrick	2001	.993	Charles Johnson	2003
646	Wilin Rosario	2013	56	Yorvit Torrealba	2007	7	Seven Times			Nick Hundley	2015
643	Nick Hundley	2015		Joe Girardi	1994						

FIRST BASEMEN

Putouts			Assists			Errors			Fielding Pct. (qualifiers)		
1,528	A. Galarraga	1996	156	Todd Helton	2003	15	A. Galarraga	1997	.9987	Todd Helton	2007
1,458	A. Galarraga	1997	149	Todd Helton	2000	14	A. Galarraga	1996	.9985	Todd Helton	2001
1,448	Todd Helton	2007	146	Todd Helton	1998	13	A. Galarraga	1995	.9979	Todd Helton	2009
1,418	Todd Helton	2003	144	Todd Helton	2004	11	A. Galarraga	1993	.9973	Todd Helton	2004
1,367	Todd Helton	2006	120	Todd Helton	2005		Todd Helton	2003	.99726	Todd Helton	2006
1,357	Todd Helton	2002		Todd Helton	2001	10	C.J. Cron	2021	.99725	Todd Helton	2011
1,356	Todd Helton	2004		A. Galarraga	1995	9	Daniel Murphy	2019	.9968	Justin Morneau	2014
1,349	Todd Helton	2009	117	A. Galarraga	1997		Todd Helton	1999	.996	Todd Helton	2005
1,328	Todd Helton	2000	116	A. Galarraga	1996	8	Todd Helton	2010	.9952	Todd Helton	2000
1,302	Todd Helton	2001	113	Todd Helton	2002		A. Galarraga	1994	.9953	Mark Reynolds	2017

SECOND BASEMEN

Putouts			Assists			Errors			Fielding Pct. (qualifiers)		
345	Mike Lansing	1998	470	DJ LeMahieu	2017	15	Ronnie Belliard	2003	.995	Jamey Carroll	2006
340	Eric Young	1996	452	DJ LeMahieu	2015		Eric Young	1997	.993	DJ LeMahieu	2018
300	DJ LeMahieu	2015	431	Eric Young	1996		Eric Young	1993	.9914	DJ LeMahieu	2016
276	DJ LeMahieu	2016	425	Mike Lansing	1998	13	Ryan McMahon	2019	.9912	DJ LeMahieu	2014
273	Aaron Miles	2004	422	DJ LeMahieu	2016	12	Clint Barmes	2009	.989	DJ LeMahieu	2017
258	Eric Young	1997	414	Eric Young	1997		Eric Young	1996	.988	DJ LeMahieu	2015
257	DJ LeMahieu	2014	413	DJ LeMahieu	2014		Roberto Mejia	1993	.987	Mike Lansing	1998
251	DJ LeMahieu	2017		Clint Barmes	2009	11	Eric Young	1995	.985	Eric Young	1996
241	Clint Barmes	2009	397	Jamey Carroll	2006	10	Three Times		.984	Aaron Miles	2004
224	Ronnie Belliard	2003	378	DJ LeMahieu	2018				.982	Clint Barmes	2009

THIRD BASEMEN

Putouts			Assists			Errors			Fielding Pct. (qualifiers)		
124	Vinny Castilla	2004	389	Vinny Castilla	1996	21	Todd Zeile	2002	.987	Vinny Castilla	2004
123	Charlie Hayes	1993	385	Nolan Arenado	2015		Vinny Castilla	1997	.9821	Jeff Cirillo	2001
112	Vinny Castilla	1997	378	Nolan Arenado	2016	20	Vinny Castilla	1996	.9815	Nolan Arenado	2020
111	Nolan Arenado	2019	337	Nolan Arenado	2019		Charlie Hayes	1993	.980	Nolan Arenado	2019
110	Vinny Castilla	1998	323	Vinny Castilla	1997	19	Garrett Atkins	2006	.9791	Ryan McMahon	2021
105	Nolan Arenado	2015	316	Vinny Castilla	2004		Vinny Castilla	1999	.9787	Nolan Arenado	2017
104	Nolan Arenado	2018		Vinny Castilla	1998	18	Garrett Atkins	2005	.9734	Nolan Arenado	2016
103	Nolan Arenado	2017	312	Nolan Arenado	2018	17	Charlie Hayes	1994	.9732	Nolan Arenado	2013
99	Nolan Arenado	2016	311	Nolan Arenado	2017		Nolan Arenado	2015	.972	Chris Stynes	2003
98	Garrett Atkins	2006	309	Nolan Arenado	2013	15	Three Players		.970	Vinny Castilla	1998

SHORTSTOP

Putouts			Assists			Errors			Fielding Pct. (qualifiers)		
288	Neifi Perez	2000	561	Troy Tulowitzki	2007	30	Walt Weiss	1996	.991	Troy Tulowitzki	2011
272	Neifi Perez	1998	523	Neifi Perez	2000	27	Juan Uribe	2002	.9867	Trevor Story	2019
262	Troy Tulowitzki	2007	516	Neifi Perez	1998	20	Neifi Perez	1998	.9868	Troy Tulowitzki	2007
261	Troy Tulowitzki	2011	504	Juan Uribe	2002	18	Neifi Perez	2000	.9863	Troy Tulowitzki	2009
	Juan Uribe	2002	481	Neifi Perez	1999		Clint Barmes	2006	.98596	Troy Tulowitzki	2013
260	Neifi Perez	1999	450	Walt Weiss	1996	17	Clint Barmes	2005	.98591	Royce Clayton	2004
220	Walt Weiss	1996	433	Troy Tulowitzki	2009	16	Walt Weiss	1995	.984	Troy Tulowitzki	2010
215	Troy Tulowitzki	2009	417	Troy Tulowitzki	2011	14	Trevor Story	2021	.983	Walt Weiss	1997
213	Royce Clayton	2004		Royce Clayton	2004		Neifi Perez	1999	.982	Trevor Story	2017
211	Troy Tulowitzki	2010	416	Trevor Story	2018/2019	13	Two Players		.981	Neifi Perez	1999

OUTFIELD

Putouts			Assists			Errors			Fielding Pct. (qualifiers)		
363	Juan Pierre	2002	17	Dante Bichette	1999	13	Dante Bichette	1999	1.000	Charlie Blackmon	2020
362	Juan Pierre	2001	16	Brad Hawpe	2006	11	Dante Bichette	1998	.997	Charlie Blackmon	2018
339	Charlie Blackmon	2017	14	Charlie Blackmon	2021	9	Brad Hawpe	2008	.99626	Carlos González	2010
331	Preston Wilson	2003		Larry Walker	2002		Dante Bichette	1996	.9958	Dexter Fowler	2010
327	Charlie Blackmon	2015		Dante Bichette	1998		Dante Bichette	1993	.99568	Carlos González	2011
317	Charlie Blackmon	2014		Dante Bichette	1993	8	Dexter Fowler	2011	.99565	Cory Sullivan	2006
309	Dexter Fowler	2011	13	Larry Walker	1999		Juan Pierre	2001	.9945	Juan Pierre	2002
308	Dante Bichette	1993		Larry Walker	1995	7	Nine Times		.992	Larry Walker	1997
306	Jay Payton	2003	12	Carlos González	2011				.99118	Charlie Blackmon	2021
296	Matt Holliday	2007		Larry Walker	1997				.99115	Charlie Blackmon	2015

Most Games By Position Each Season

CATCHER

Year	Player	G	AVG	HR	RBI
1993	Joe Girardi	84	.290	3	31
1994	Joe Girardi	93	.276	4	34
1995	Joe Girardi	122	.262	8	55
1996	Jeff Reed	111	.284	8	37
1997	Kirt Manwaring	100	.226	1	27
1998	Kirt Manwaring	108	.247	2	26
1999	Henry Blanco	86	.232	6	28
2000	Brent Mayne	106	.301	6	64
2001	Ben Petrick	77	.238	11	39
2002	Gary Bennett	90	.265	4	26
2003	Charles Johnson	108	.230	20	61
2004	Charles Johnson	91	.236	13	47
2005	Danny Ardoin	80	.229	6	22
	J.D. Closser	80	.219	7	27
2006	Yorvit Torrealba	62	.247	7	43
2007	Yorvit Torrealba	112	.255	8	47
2008	Chris Iannetta	100	.264	18	65
2009	Chris Iannetta	89	.228	16	52
2010	Miguel Olivo	111	.269	14	58
2011	Chris Iannetta	105	.238	14	55
2012	Wilin Rosario	105	.270	28	71
2013	Wilin Rosario	106	.292	21	79
2014	Wilin Rosario	96	.267	13	54
2015	Nick Hundley	102	.301	10	43
2016	Nick Hundley	79	.260	10	48
2017	Tony Wolters	77	.240	0	16
2018	Chris Iannetta	99	.224	11	36
2019	Tony Wolters	112	.262	1	42
2020	Tony Wolters	39	.230	0	8
2021	Elias Diaz	98	.255	18	41

FIRST BASE

Year	Player	G	AVG	HR	RBI
1993	Andres Galarraga	119	.370	22	98
1994	Andres Galarraga	103	.319	31	85
1995	Andres Galarraga	142	.280	31	106
1996	Andres Galarraga	119	.304	47	150
1997	Andres Galarraga	154	.318	41	140
1998	Todd Helton	146	.315	25	97
1999	Todd Helton	156	.320	35	131
2000	Todd Helton	160	.372	42	147
2001	Todd Helton	157	.336	49	146
2002	Todd Helton	156	.329	30	109
2003	Todd Helton	159	.358	33	117
2004	Todd Helton	153	.347	32	96
2005	Todd Helton	144	.320	20	79
2006	Todd Helton	145	.302	15	81
2007	Todd Helton	153	.320	17	91
2008	Todd Helton	81	.264	7	29
2009	Todd Helton	149	.325	15	86
2010	Todd Helton	115	.256	8	37
2011	Todd Helton	119	.302	14	69
2012	Todd Helton	67	.238	7	31
2013	Todd Helton	110	.249	15	61
2014	Justin Morneau	131	.319	17	82
2015	Ben Paulsen	91	.277	11	49
2016	Mark Reynolds	115	.282	14	53
2017	Mark Reynolds	138	.267	30	97
2018	Ian Desmond	138	.236	22	88
2019	Daniel Murphy	110	.279	13	78
2020	Daniel Murphy	29	.236	3	16
2021	C.J. Cron	130	.280	28	89

SECOND BASE

Year	Player	G	AVG	HR	RBI
1993	Eric Young	79	.269	3	42
1994	Nelson Liriano	79	.255	3	31
1995	Eric Young	81	.317	6	36
1996	Eric Young	139	.324	8	74
1997	Eric Young	117	.282	6	45
1998	Mike Lansing	153	.276	12	66
1999	Kurt Abbott	66	.273	8	41
2000	Mike Lansing	88	.258	11	47
2001	Todd Walker	77	.297	12	43
2002	Brent Butler	72	.259	9	42
2003	Ronnie Belliard	113	.277	8	50
2004	Aaron Miles	128	.293	6	47
2005	Luis González	83	.292	9	44
2006	Jamey Carroll	109	.300	5	36
2007	Kazuo Matsui	102	.288	4	37
2008	Clint Barmes	61	.290	11	44
2009	Clint Barmes	139	.245	23	76
2010	Clint Barmes	88	.235	8	50
2011	Mark Ellis	64	.274	6	25
2012	Marco Scutaro	72	.271	4	30
2013	DJ LeMahieu	90	.280	2	28

2014	DJ LeMahieu	144	.267	5	42
2015	DJ LeMahieu	149	.301	6	61
2016	DJ LeMahieu	146	.348	11	66
2017	DJ LeMahieu	153	.310	8	64
2018	DJ LeMahieu	128	.276	15	62
2019	Ryan McMahon	113	.250	24	83
2020	Ryan McMahon	33	.215	9	26
2021	Brendan Rodgers	81	.284	12	41

SHORTSTOP

Year	Player	G	AVG	HR	RBI
1993	Vinny Castilla	104	.255	9	30
1994	Walt Weiss	110	.251	1	32
1995	Walt Weiss	136	.260	1	25
1996	Walt Weiss	155	.282	8	48
1997	Walt Weiss	119	.270	4	38
1998	Neifi Perez	162	.274	9	59
1999	Neifi Perez	157	.280	12	70
2000	Neifi Perez	162	.287	10	71
2001	Neifi Perez	87	.298	7	47
2002	Juan Uribe	155	.240	6	49
2003	Juan Uribe	74	.253	10	33
2004	Royce Clayton	144	.279	8	54
2005	Clint Barmes	80	.289	10	46
2006	Clint Barmes	125	.220	7	56
2007	Troy Tulowitzki	155	.291	24	99
2008	Troy Tulowitzki	101	.263	8	46
2009	Troy Tulowitzki	151	.297	32	92
2010	Troy Tulowitzki	122	.315	27	95
2011	Troy Tulowitzki	140	.302	30	105
2012	Josh Rutledge	57	.274	8	37
2013	Troy Tulowitzki	121	.312	28	82
2014	Troy Tulowitzki	89	.340	21	52
2015	Troy Tulowitzki	82	.300	12	53
2016	Trevor Story	96	.272	27	72
2017	Trevor Story	142	.239	24	82
2018	Trevor Story	156	.291	37	108
2019	Trevor Story	144	.294	35	85
2020	Trevor Story	57	.289	11	28
2021	Trevor Story	138	.254	24	75

THIRD BASE

Year	Player	G	AVG	HR	RBI
1993	Charlie Hayes	154	.305	25	98
1994	Charlie Hayes	110	.288	10	50
1995	Vinny Castilla	136	.309	32	90
1996	Vinny Castilla	160	.304	40	113
1997	Vinny Castilla	157	.304	40	113
1998	Vinny Castilla	162	.319	46	144
1999	Vinny Castilla	157	.275	33	102
2000	Jeff Cirillo	155	.326	11	115
2001	Jeff Cirillo	137	.313	17	83
2002	Todd Zeile	139	.273	18	87
2003	Chris Stynes	120	.255	11	73
2004	Vinny Castilla	148	.271	35	131
2005	Garrett Atkins	136	.287	13	89
2006	Garrett Atkins	157	.329	29	120
2007	Garrett Atkins	154	.301	25	111
2008	Garrett Atkins	94	.286	21	99
2009	Ian Stewart	121	.228	25	70
2010	Ian Stewart	115	.256	18	61
2011	Ty Wigginton	68	.242	15	47
2012	Chris Nelson	92	.301	9	53
2013	Nolan Arenado	130	.267	10	52
2014	Nolan Arenado	111	.287	18	61
2015	Nolan Arenado	157	.287	42	130
2016	Nolan Arenado	160	.294	41	133
2017	Nolan Arenado	157	.309	37	130
2018	Nolan Arenado	152	.296	38	110
2019	Nolan Arenado	154	.315	41	118
2020	Nolan Arenado	48	.253	8	26
2021	Ryan McMahon	113	.263	16	64

LEFT FIELD

Year	Player	G	AVG	HR	RBI
1993	Jerald Clark	80	.282	13	67
1994	Howard Johnson	62	.211	10	40
1995	Dante Bichette	120	.340	40	128
1996	Ellis Burks	129	.344	40	128
1997	Dante Bichette	128	.308	26	118
1998	Dante Bichette	134	.331	22	122
1999	Dante Bichette	144	.298	34	133
2000	Terry Shumpert	40	.259	9	40
2001	Ron Gant	51	.257	8	22
2002	Todd Hollandsworth	74	.295	11	48
2003	Jay Payton	149	.302	28	89
2004	Matt Holliday	115	.290	14	57
2005	Matt Holliday	123	.307	19	87

(Regulars By Position, continued)

(LEFT FIELD, continued)

Year	Player	G	AVG	HR	RBI
2006	Matt Holliday	153	.326	34	114
2007	Matt Holliday	157	.340	36	137
2008	Matt Holliday	139	.321	25	88
2009	Seth Smith	86	.293	15	55
2010	Seth Smith	71	.246	17	52
2011	Carlos González	61	.295	26	92
2012	Carlos González	131	.303	22	85
2013	Carlos González	106	.302	26	70
2014	Corey Dickerson	99	.312	24	76
2015	Brandon Barnes	75	.251	2	17
2016	Gerardo Parra	60	.253	7	39
2017	Gerardo Parra	82	.309	10	71
2018	Gerardo Parra	111	.284	6	53
2018	Gerardo Parra	111	.284	6	53
2019	Raimel Tapia	91	.275	9	44
2020	Raimel Tapia	36	.321	1	17
2021	Raimel Tapia	118	.273	6	48

CENTER FIELD

Year	Player	G	AVG	HR	RBI
1993	Alex Cole	93	.256	0	24
1994	Mike Kingery	77	.349	4	41
1995	Mike Kingery	108	.269	8	37
1996	Quinton McCracken	85	.290	3	40
1997	Ellis Burks	89	.290	32	82
1998	Ellis Burks	78	.286	16	54
1999	Darryl Hamilton	82	.315	9	45
2000	Tom Goodwin	89	.271	5	47
2001	Juan Pierre	154	.327	2	55
2002	Juan Pierre	149	.287	1	35
2003	Preston Wilson	155	.282	36	141
2004	Jeromy Burnitz	69	.283	37	110
2005	Cory Sullivan	83	.294	4	30
2006	Cory Sullivan	114	.267	2	30
2007	Willy Taveras	86	.320	2	24
2008	Willy Taveras	124	.251	1	26
2009	Dexter Fowler	127	.266	4	34
2010	Dexter Fowler	120	.260	6	36
2011	Dexter Fowler	122	.266	5	45
2012	Dexter Fowler	131	.300	13	53
2013	Dexter Fowler	110	.263	12	42
2014	Drew Stubbs	113	.289	15	43
2015	Charlie Blackmon	147	.287	17	58
2016	Charlie Blackmon	138	.324	29	82
2017	Charlie Blackmon	158	.331	37	104

2018	Charlie Blackmon	151	.291	29	70
2019	Ian Desmond	74	.255	20	65
2020	Kevin Pillar	21	.308	2	13
2021	Garrett Hampson	91	.226	7	24

RIGHT FIELD

Year	Player	G	AVG	HR	RBI
1993	Dante Bichette	134	.310	21	89
1994	Dante Bichette	116	.304	27	95
1995	Larry Walker	129	.306	36	101
1996	Dante Bichette	138	.313	31	141
1997	Larry Walker	150	.366	49	130
1998	Larry Walker	123	.363	23	67
1999	Larry Walker	114	.379	37	115
2000	Jeffrey Hammonds	85	.335	20	106
2001	Larry Walker	129	.350	38	123
2002	Larry Walker	123	.338	26	104
2003	Larry Walker	132	.284	16	79
2004	Jeromy Burnitz	79	.283	37	110
2005	Brad Hawpe	89	.262	9	47
2006	Brad Hawpe	145	.293	22	84
2007	Brad Hawpe	142	.291	29	116
2008	Brad Hawpe	133	.283	25	85
2009	Brad Hawpe	141	.285	23	86
2010	Brad Hawpe	63	.255	7	37
2011	Seth Smith	107	.284	15	59
2012	Michael Cuddyer	74	.260	16	58
2013	Michael Cuddyer	118	.331	20	84
2014	Charlie Blackmon	73	.288	19	72
2015	Carlos González	151	.271	40	97
2016	Carlos González	148	.298	25	100
2017	Carlos González	125	.262	14	57
2018	Carlos González	117	.276	16	64
2019	Charlie Blackmon	139	.314	32	86
2020	Charlie Blackmon	50	.303	6	42
2021	Charlie Blackmon	137	.270	13	74

DESIGNATED HITTER

Year	Player	G	AVG	HR	RBI
2020	Matt Kemp	33	.239	6	21

*Games played are at position, hitting stats are across all positions on the season

**CAREER STARTS
IN THE FIELD**

Catcher

Chris Iannetta	531
Yorvit Torrealba	339
Tony Wolters	317
Wilin Rosario	313
Joe Girardi	284

First Base

Todd Helton	2,120
Andres Galarraga	669
Mark Reynolds	263
Justin Morneau	168
Ian Desmond	153

Second Base

DJ LeMahieu	849
Eric Young	398
Mike Lansing	269
Clint Barmes	262
Aaron Miles	185

Third Base

Nolan Arenado	1,061
Vinny Castilla	916
Garrett Atkins	632
Jeff Cirillo	288
Ian Stewart	281

Shortstop

Troy Tulowitzki	1,020
Trevor Story	722
Neifi Perez	603
Walt Weiss	494
Clint Barmes	303

Left Field

Matt Holliday	692
Dante Bichette	539
Carlos González	419
Raimel Tapia	239
Gerardo Parra	210

Center Field

Charlie Blackmon	667
Dexter Fowler	554
Juan Pierre	316
Ellis Burks	288
Preston Wilson	272

Right Field

Larry Walker	973
Brad Hawpe	715
Carlos González	609
Dante Bichette	424
Charlie Blackmon	423

The Franchise Record Book

CLUB GENERAL

WINS & LOSSES

Most Wins, Season	92	2009
Most Wins, Season, Home	55	1996
Most Wins, Season, Road	44	2018
Most Losses, Season	98	2012
Most Losses, Season, Home	46	2012
Most Losses, Season, Road	60	2014
Most Wins, Consecutive	11	2x, last: June 4-14, 2009
Most Wins, Consecutive, Home	11	June 30-July 24, 1996
Most Wins, Consecutive, Road	9	June 4-22, 2009
Most Losses, Consecutive	13	July 25-Aug. 6, 1993 (2)
Most Losses, Consecutive, Home	9	July 25-Aug. 18, 1993
Most Losses, Consecutive, Road	13	May 10-June 2, 2008
Most Wins Over One Club, Season	13	Arizona, 2004 (13-6)
Most Wins Over One Club, Season, Home	9	San Francisco, 2017 (9-1)
Most Wins Over One Club, Season, Road	7	2x, last: San Diego, 2010 (7-2)
Most Wins Over One Club, Consecutive	9	3x, last: Aug. 23-Sept. 10, 2009 vs. Cincinnati
Most Wins Over One Club, Consecutive, Season	9	San Francisco, April 15-June 18, 2017
Most Wins Over One Club, Consecutive, Home	10	2x, last: San Francisco, Sept. 7, 2016-Sept. 5, 2017
Most Wins Over One Club, Consecutive, Road	8	New York-NL, April 11, 2011-Aug. 23, 2012
Most Losses to One Club, Season	15	4x, last: San Francisco, 2021 (4-15)
Most Losses to One Club, Season, Home	7	10x, last: Los Angeles-NL & San Francisco, 202 (3-7, 2-7)
Most Losses to One Club, Season, Road	9	2x, last: San Francisco, 2003 (1-9)
Most Losses to One Club, Consecutive	16	Atlanta, May 6, 1993-May 22, 1994

WINNING PERCENTAGE

Highest Winning Percentage, Season	.568	2009 (92-70)
Highest Winning Percentage, Season, Home	.679	1996 (55-26)
Highest Winning Percentage, Season, Road	.537	2018 (44-38)
Lowest Winning Percentage, Season	.395	2012 (64-98)
Lowest Winning Percentage, Season, Home	.400	2020 (12-18)
Lowest Winning Percentage, Season, Road	.259	2014 (21-60)

MARGIN OF VICTORY & DEFEAT

Largest Margin of Victory	19	Sept. 20, 2005 vs. San Diego (20-1)
Largest Margin of Defeat	19	Aug. 18, 1995 vs. Chicago-NL (7-26)
Largest Margin of Victory, Shutout	16	Sept. 16, 2017 vs. San Diego
Largest Margin of Defeat, Shutout	17	Sept. 17, 1995 vs. Florida

ONE-RUN GAMES

Most One-Run Games, Consecutive	5	2x, last: April 11-15, 2014
Most One-Run Games, Consecutive, All Wins	4	2x, last: Sept. 12-17, 2021

Most One-Run Games, Consecutive, All Losses
4 3x, last: Sept. 5-9, 2012

LENGTH OF GAME

Longest Game, Nine Innings, Home:	4:30	June 24, 2016 vs. Arizona
Longest Game, Nine Innings, Road:	4:19	June 25, 2017 at Los Angeles-NL
Longest Game, Extra Innings, Home:	5:24	July 4, 2010 vs. San Francisco (15 innings)
Longest Game, Extra Innings, Road:	6:27	July 29, 2014 at Chicago-NL (16 innings)
Shortest Game, Nine Innings, Mile High Stadium:	1:59	Sept. 25, 1993 vs. Cincinnati
Shortest Game, Nine Innings, Coors Field:	1:58	July 1, 2008 vs. San Diego
Shortest Game, Nine Innings, Road:	1:52	June 30, 2006 at Seattle
Shortest Game, Extra Innings, Home:	2:28	Sept. 14, 2008 vs. Los Angeles-NL (10 innings)
Shortest Game, Extra Innings, Road:	2:27	April 8, 2007 at San Diego (10 innings)
Most Innings Game, Home:	18	Aug. 15, 2006 vs. Arizona
Most Innings Game, Road:	22	April 17, 2008 at San Diego

DEFICITS OVERCOME

Largest Deficit Overcome, Victory, Home	9	2x, last: Aug. 25, 2010 vs. Atlanta
Largest Deficit Overcome, Defeat, Home	7	April 27, 2016 vs. Pittsburgh
Largest Deficit Overcome, Victory, Road	7	Oct. 1, 2021 at Arizona
Largest Deficit Overcome, Defeat, Road	7	July 20, 1998 at Houston
Largest Deficit Overcome, Victory, 9th Inning or Later	6	July 6, 2010 vs. St. Louis

LEADS RELINQUISHED

Largest Lead Relinquished, Victory	8	Sept. 30, 2006 at Chicago-NL
Largest Lead Relinquished, Defeat, Home	8	June 22, 1999 vs. Chicago-NL
Largest Lead Relinquished, Defeat, Road	8	May 30, 2008 at Chicago-NL
Largest Lead Relinquished, Defeat, 9th Inning or Later	6	June 14, 2019 vs. San Diego

PERSONNEL

Most Players, Season	55	2011
Fewest Players, Season	36	1994
Most Rookies, Season	19	2005
Most Players, Game	30	Sept. 15, 2015 at Los Angeles-NL
Most Players, Game, Both Clubs	58	Sept. 15, 2015 at Los Angeles-NL
Most Rookies in Starting Lineup	7	4x, last: Sept. 30, 2012 at Los Angeles-NL

TEAM BATTING

BATTING, SLUGGING, ON-BASE PCT.

Highest Batting Average, Season	.294	2000
Highest Slugging Percentage, Season	.483	2001
Highest On-Base Percentage, Season	.362	2000

AT-BATS & PLATE APPEARANCES

Most At-Bats, Season	5,717	1999
Most At-Bats, Game	73	April 17, 2008 at San Diego (22 innings)

(Franchise Record Book, continued)

Most At-Bats, Nine Inning Game

51 Aug. 3, 2003 at Pittsburgh

Most Plate Appearances, Inning

18 July 30, 2010 vs. Chicago-NL (8th)

RUNS

Most Runs Scored, Season

968 2000

Most Runs Scored, Game

20 3x, last: Sept. 18, 2006 vs. San Francisco (20-8)

Most Runs, Victory, Home

20 3x, last: Sept. 18, 2006 vs. San Francisco (20-8)

Most Runs, Victory, Road

19 Sept. 25, 2011 at Houston (19-3)

Most Runs, Defeat, Home

13 3x, last: June 16, 2019 vs. San Diego (14-13)

Most Runs, Defeat, Road

12 2x, last: June 17, 2018 at Texas (13-12)

Most Games, Consecutive, Scoring Runs

99 Aug. 1, 2000-May 18, 2001

Most Games, Consecutive, Scoring Runs, Home

361 July 5, 1999-Sept. 17, 2003

Most Games, Consecutive, Scoring Runs, Road

64 Aug. 14, 1996-June 24, 1997

Most Runs Scored, Inning

13 May 5, 2016 at San Francisco (5th)

Most Innings, Consecutive, Scoring Runs

14 May 4-7, 1999

Most Runs Combined

36 May 19, 1999 vs. Cincinnati (L, 12-24)

Most Runs Combined, Three-Game Series

70 June 18-20, 2002 vs. New York-AL

Most Runs Combined, Four-Game Series

92 June 13-16, 2019 vs. San Diego

Fewest Runs Combined, Coors Field

1 10x, last: July 4, 2018 vs. San Francisco

Consecutive Games Without Scoring a Run

2 17x, last: May 20, 2021 at Pittsburgh (DH)

GROUNDING INTO DOUBLE PLAYS

Most Grounded Into Double Plays, Season

148 1998

Most Grounded Into Double Plays, Game

5 4x, last: May 17, 2014 vs. San Diego

LEFT ON BASE

Most Left on Base, Season

1,251 2007

Most Left on Base, 9-inning Game

17 May 14, 1998 vs. Chicago-NL

Most Left on Base, Extra-Inning Game

20 July 4, 2010 vs. San Francisco (15 innings)

Fewest Left on Base, Game

1 35x, last: Aug. 16, 2021 vs. San Diego

PINCH-HITTING

Most Pinch Hitters Announced, Season

316 1998

Most Pinch Hitters Announced, Game

6 6x, last: Sept. 26, 2018 vs. Philadelphia

Highest Pinch-Hit Average, Season

.299 1995

Most Pinch-Hit Base Hits, Season

72 1999

Most Pinch-Hit Base Hits, Game

4 2x, last: Aug. 25, 2021 at Chicago-NL (G2)

Most Pinch-Hit Base Hits, Consecutive At-Bats

5 2x, last: Aug. 5-8, 2004

Most Pinch-Hit Home Runs, Season

13 2019

Most Pinch-Hit Home Runs, Game

2 May 6, 1995 vs. Los Angeles-NL

HITS

Most Hits, Season

1,664 2000

Most Hits, Game

25 Sept. 25, 2011 at Houston

Most Hits, Victory, Home

24 May 3, 2000 vs. Montreal

Most Hits, Victory, Road

25 Sept. 25, 2011 at Houston

Most Hits, Defeat, Home

21 May 14, 1998 vs. Chicago-NL

Most Hits, Defeat, Road

18 June 12, 1997 at Seattle

Most Hits, Two Consecutive Games

40 June 17-18, 2000

Fewest Hits, Home

0 Sept. 17, 1996 vs. Los Angeles-NL

Fewest Hits, Road

0 2x, last: June 18, 2014 at Los Angeles-NL

Fewest Hits, Victory, Home

3 4x, last: April 19, 2013 vs. Arizona

Fewest Hits, Victory, Road

3 7x, last: May 21, 2018 at Los Angeles-NL

Most Hits, Inning

13 July 30, 2010 vs. Chicago-NL (8th)

Most Hits, Consecutive, Inning

11 July 30, 2010 vs. Chicago-NL (8th)

EXTRA-BASE HITS

Most Extra-Base Hits, Season

598 2001

Most Extra-Base Hits, Game

14 May 31, 2016 vs. Cincinnati (7 2B, 7 HR)

Most Extra-Base Hits, Inning

8 July 30, 2010 vs. Chicago-NL (8th: 5 2B, 1 3B, 2 HR)

TOTAL BASES

Most Total Bases, Season

2,748 2001

Most Total Bases, Game

47 May 31, 2016 vs. Cincinnati

Most Total Bases, Game, Both Clubs, Nine-Inning Game

81 May 19, 1999 vs. Cincinnati

SINGLES

Most Singles, Season

1,130 2000

Most Singles, Game

20 May 3, 2000 vs. Montreal

DOUBLES

Most Doubles, Season

333 1998

Most Doubles, Game

9 July 2, 1993 vs. Chicago-NL

TRIPLES

Most Triples, Season

61 2001

Most Triples, Game

4 April 13, 2016 vs. San Francisco

HOME RUNS

Most Home Runs, Season

239 1997

Most Home Runs, Season, Home

149 1996

Most Home Runs, Season, Road

115 1997

Most Home Runs, vs. One Opponent, Season

37 San Diego, 2001

Fewest Home Runs, vs. One Opponent, Season

0 4x, last: Detroit, 2014

Most Home Runs, Game

7 2x, last: May 31, 2016 vs. Cincinnati

Most Games, Consecutive, Hitting a Home Run

17 3x, last: June 13-30, 2019 (27 home runs)

Most Games, Consecutive, Without Hitting a HR

7 2x, last: July 28-Aug. 3, 2014

Most Games, Consecutive, With a Home Run at Home

32 April 19-July 3, 1999

Most Games, Consecutive, With a Home Run on Road

13 2x, last: Aug. 22-Sept. 13, 2017

Most Games, Consecutive, Without HR at Home

6 June 16-29, 2004

Most Games, Consecutive, Without HR on Road

8 Aug. 12-30, 2010

Most Home Runs, Inning

4 3x, last: June 20, 2021 vs. Milwaukee (6th)

(Franchise Record Book, continued)

Most Grand Slams, Season

11 2021

Most Pinch-Hit Grand Slams, Season

2 2x (1993, 1998)

RUNS BATTED IN

Most RBI, Season

909 1996

Most RBI, Game

20 2x, last: Sept. 18, 2006 vs. San Francisco

SACRIFICE HITS & FLIES

Most Sacrifice Hits, Season

119 2006

Most Sacrifice Flies, Season

75 2000

Most Sacrifice Hits, Game

4 4x, last: May 27, 2013 vs. Houston

Most Sacrifice Flies, Game

5 June 7, 2006 vs. Pittsburgh

HIT BY PITCH

Most Hit by Pitch, Season

82 1996

Most Hit by Pitch, Game

4 3x, last: April 13, 2008 at Arizona

WALKS

Most Walks Drawn, Season

660 2009

Most Walks Drawn, Game

16 July 16, 1994 vs. St. Louis

Most Intentional Walks Drawn, Season

64 2x, last: 2006

STRIKEOUTS

Most Strikeouts, Season

1,503 2019

Most Strikeouts, Nine-Inning Game

18 May 15, 2015 at Los Angeles-NL

Most Strikeouts, Extra-Inning Game

24 2x, last: May 14, 2019 at Boston

STOLEN BASES

Most Stolen Bases, Season

201 1996

Most Stolen Bases, Game

10 June 30, 1996 vs. Los Angeles-NL

Most Stolen Bases, Inning

4 5x, last: Sept. 18, 2019 vs. New York-NL (6th)

CAUGHT STEALING

Most Caught Stealing, Season

90 1993

Most Caught Stealing, Game

4 May 20, 1993 at San Diego

TEAM PITCHING

PITCHERS USED

Most Pitchers, Season

31 2019

Fewest Pitchers, Season

18 2x, last: 1999

Most Pitchers, Game

13 Sept. 15, 2015 at Los Angeles-NL (16 innings)

EARNED RUN AVERAGE

Lowest Earned Run Average, Season

4.14 2010

Highest Earned Run Average, Season

6.01 1999

COMPLETE GAMES

Most Complete Games, Season

12 1999

Most Complete Games, Consecutive

2 3x, last: June 30-July 1, 2009,
Jason Marquis and Jason Hammel

Fewest Complete Games, Season

0 2x, last: 2018

Most Incomplete Games, Consecutive, Season

163 2018

SHUTOUTS

Most Shutouts, Season

12 2010

Most Complete-Game Shutouts, Season

4 2x, last: 2006

Most Shutouts, Consecutive

2 4x, last: June 28-29, 2021

HITS

Most Hits Allowed, Season

1,700 1999

Most Hits Allowed, Game

28 May 19, 1999 vs. Cincinnati

Fewest Hits Allowed, Game

0 April 17, 2010 at Atlanta

Most Hits Allowed, Inning

10 Sept. 12, 2004 vs. San Diego (9th)

RUNS

Most Runs Allowed, Season

1,028 1999

Fewest Runs Allowed, Season

353 2020 (60 games)

715 2009 (162 games)

Most Runs Allowed, Game

26 Aug. 18, 1995 vs. Chicago-NL

Most Runs Allowed, Inning

12 Sept. 12, 2004 vs. San Diego (9th)

EARNED RUNS

Most Earned Runs Allowed, Season

955 1999

Fewest Earned Runs Allowed, Season

327 2020 (60 games)

663 2010 (162 games)

Most Earned Runs Allowed, Game

26 Aug. 18, 1995 vs. Chicago-NL

Most Earned Runs Allowed, Inning

12 Sept. 12, 2004 vs. San Diego (9th)

SCORELESS INNINGS

Most Scoreless Innings, Consecutive

25.0 June 18-21, 2006

Most Scoreless Innings, Consecutive, vs. One Club

27.0 vs. Pittsburgh, Aug. 5, 2001-May 2, 2002

Most Scoreless Innings, Consecutive, by Bullpen

20.1 May 27-June 2, 2010

HOME RUNS

Most Home Runs Allowed, Season

270 2019

Fewest Home Runs Allowed, Season

83 2020 (60 games)

136 2013 (162 games)

Most Home Runs Allowed, Game

7 3x, last: Aug. 23, 2020 at LAD

Most Home Runs Allowed, Consecutive Batters

3 5x, last: Sept. 10, 2011 vs. Cincinnati (5th)

Most Home Runs Allowed, Inning

4 2x, last: Sept. 18, 2011 vs. San Francisco (4th)

Most Home Runs Allowed, Calendar Month

56 3x, last: August 2019

Consecutive Games, Allowing a Home Run

16 4x, last: July 16-Aug. 3, 2021

Consecutive Games, Not Allowing a Home Run

7 July 12-22, 2018

Most Grand Slams Allowed, Season

9 2003

HIT BATSMEN

Most Hit Batsmen, Season

84 2x, last: 2005

(Franchise Record Book, continued)

Fewest Hit Batsmen, Season

40 2x, last: 2020 (60 games; also 2013 in 162 games)

Most Hit Batsmen, Game

4 4x, last: July 21, 2017 vs. Pittsburgh

Most Hit Batsmen, Inning

3 2x, last: June 22, 2004 at Milwaukee (7th)

WALKS

Most Walks Issued, Season

737 1999

Most Walks Issued, Game

12 8x, last: Sept. 22, 1999 vs. Arizona

Most Intentional Walks Issued, Season

84 2004

Most Intentional Walks Issued, Game

4 2x, last: Sept. 2, 2000 vs. Milwaukee

STRIKEOUTS

Most Strikeouts, Season

1,409 2018

Most Strikeouts, Nine-Inning Game

17 2x, last: Sept. 8, 2021 vs. San Francisco

Most Strikeouts, Consecutive

8 Sept. 26, 2018 vs. Philadelphia

Most Strikeouts, Inning

4 4x, last: Oct. 1, 2018 at Los Angeles-NL

WILD PITCHES

Most Wild Pitches, Season

94 2012

Most Wild Pitches, Game

5 2x, last: June 25, 2017 vs. Los Angeles-NL

Most Wild Pitches, Inning

3 3x, last: Aug. 23, 2015 vs. New York-NL (2nd)

BALKS

Most Balks, Season

22 1993

Most Balks, Game

2 8x, last: June 26, 2021 at Milwaukee

PICKOFFS

Most Pickoffs, Season

28 1993

RELIEF PITCHING

Most Relief Appearances, Season

590 2019

Most Relief Appearances, Game

12 Sept. 15, 2015 at Los Angeles-NL (16 innings)

Most Relief Wins, Season

36 2000

Most Relief Losses, Season

39 2004

Lowest Relief ERA, Season

3.65 1998

Most Relief Innings Pitched, Season

657.0 2012

Most Relief Innings Pitched, Game

15.0 April 17, 2008 (22 innings)

Most Relief Scoreless Innings, Consecutive, Game

11.1 Sept. 16, 2006 at Arizona (16 innings)

Most Relief Strikeouts, Season

589 2012

Most Relief Strikeouts, Game

13 April 12 at San Francisco (18 innings)

SAVES

Most Saves, Season

51 201

Fewest Saves, Season

16 2020 (60 games)

24 2014 (162 games)

Most Blown Saves, Season

34 2004

Best Save Percentage, Season

77.0 2017 (47/61)

TEAM FIELDING

FIELDING PERCENTAGE

Highest Fielding Percentage, Season

.989 2007

ERRORS

Most Errors, Season

167 1993

Fewest Errors, Season

43 2020 (60 games)

68 2007 (162 games)

Most Errors, Game

6 June 4, 1996 at Houston

Most Errors, Game, Both Clubs

8 3x, last: Sept. 8, 2006 vs. Washington

Most Games, Consecutive, One or More Errors

9 June 18-27, 1996

Most Games, Consecutive, No Errors

13 June 12-24, 1998

Most Errors, Inning

3 16x, last: May 17, 2021 at San Diego

Most Innings, Consecutive, No Errors

130 June 10-25, 1998

OUTFIELD ASSISTS

Most Outfield Assists, Season

48 1999

Most Outfield Assists, Game

3 4x, last: June 23, 2007 at Toronto

DOUBLE PLAYS

Most Double Plays, Season

202 1997

Most Double Plays, Game

6 June 5, 1997 vs. San Diego (11 innings)

Most Double Plays, Nine-Inning Game

5 6x, last: June 21, 2018 vs. New York-NL

Most Games, Consecutive, One or More Double Plays

18 July 31-Aug. 20, 1997

Most Double Plays, Game, Both Clubs

8 2x, last: May 17, 2014 vs. San Diego

PASSED BALLS

Most Passed Balls, Season

22 2012

Most Passed Balls, Game

4 Sept. 9, 2012 at Philadelphia

INDIVIDUAL BATTING

MAJOR LEAGUE SERVICE

Most Major League Service, Position Player

16,059 Todd Helton, 1997-2013

GAMES PLAYED

Most Games Played, Career

2,247 Todd Helton, 1997-2013

Most Games Played, Consecutive

307 Vinny Castilla, June 26, 1999-June 14, 1999

Most Games Played, Season

162 3x, last: Neifi Perez, 2000

Most Games Started, Career (including DH)

2,136 Todd Helton, 1997-2013

Most Games Started, Consecutive

222 Vinny Castilla, Mar. 31, 1998-June 14, 1999

Most Games Started, Season

162 Vinny Castilla, 1998

BATTING AVERAGE

Highest Batting Average, Career (min. 1,000 PA)

.334 Larry Walker, 1995-2004

Highest Batting Average, Season

.379 Larry Walker, 1999

Highest Batting Average, Month (min. 50 PA)

.528 Larry Walker, September, 1998

SLUGGING PERCENTAGE

Highest Slugging Pct., Career (min 1,000 PA)

.618 Larry Walker, 1995-2004

(Franchise Record Book, continued)

Highest Slugging Percentage, Season
.720 Larry Walker, 1997

ON-BASE PERCENTAGE

Highest On-Base Pct, Career (min 1,000 PA)
.426 Larry Walker, 1995-2004

Highest On-Base Percentage, Season
.469 Todd Helton, 2004

PLATE APPEARANCES

Most Plate Appearances, Career
9,453 Todd Helton, 1997-2013

Most Plate Appearances, Season
732 Neifi Perez, 1999

Most Plate Appearances, Game
10 Helton, Taveras, Tulowitzki
April 17, 2008 at San Diego (22 inn.)

REACHING BASE SAFELY

Most Times Reaching Base, Career (H+BB+HP)
3,911 Todd Helton, 1997-2013

Most Times Reaching Base, Season
323 Todd Helton, 2000

Consecutive Game On-Base Streak, Season
46 Michael Cuddyer, April 23-June 30, 2013

Consecutive Game On-Base Streak, Home, Season
45 Andres Galarraga, June 7-Sept. 12, 1996

Consecutive Game On-Base Streak, Road, Season
37 Larry Walker, April 2-June 25, 1997

Reaching Base Safely in Every PA, Game
7 Todd Helton, April 8, 2003 vs. St. Louis (13 inn.)

Most PA, Consecutive, Reaching Base Safely
12 Eric Young, Sept. 19-24, 1993

AT-BATS

Most At-Bats, Career
7,962 Todd Helton, 1997-2013

Most At-Bats, Season
690 Neifi Perez, 1999

Most At-Bats, Game
10 Taveras, April 17, 2008 at San Diego (22 inn.)

RUNS SCORED

Most Runs Scored, Career
1,401 Todd Helton, 1997-2013

Most Runs Scored, Season
143 Larry Walker, 1997

Most Runs Scored, Game
5 4x, last: Larry Walker, Sept. 24, 2001 vs. San Diego

Most Runs Scored, Inning
2 36x, last: C.J. Cron & Elias Diaz, Aug. 6, 2021 vs. Miami (4th)

BASE HITS

Most Hits, All-Time
2,519 Todd Helton, 1997-2013

Most Hits, Season
219 Dante Bichette, 1998

Most Hits, Game
6 2x, last: Charlie Blackmon, April 4, 2014 vs. Arizona

Most Hits, Two Consecutive Games
9 2x, last: Charlie Blackmon, April 4-5, 2014

Most Hits, Not Making an Out / Consecutive PA
9 Andres Galarraga, June 13-15, 1993

Most Games, Five or More Hits, Career
4 Carlos González, 2008-18

Most Games, Four or More Hits, Career
38 Todd Helton, 1997-2013

Most Hits, Inning
2 79x, last: Elias Diaz & Sam Hilliard, Aug. 6, 2021 vs. MIA (4th)

Most Hits, Calendar Month
50 Todd Helton, August, 2000

Most Hits Before All-Star Break
125 Todd Helton, 2003

Most Hits After All-Star Break
105 Dante Bichette, 1995

HITTING STREAKS

Longest Consecutive Game Hitting Streak
28 Nolan Arenado, April 9-May 8, 2014

Longest Home Hitting Streak
30 Larry Walker, May 18-July 21, 2002

LONGEST ROAD HITTING STREAK

21 Vinny Castilla, July 17-Sept. 1, 1997

MOST GAMES, CONSECUTIVE, ONE OR MORE HITS VS. OPPONENT

26 Todd Helton vs. San Diego,
June 2, 2004-Sept. 6, 2005

EXTRA-BASE HITS

Most Extra-Base Hits, Career
998 Todd Helton, 1997-2013

Most Extra-Base Hits, Season
105 Todd Helton, 2001

Most Extra-Base Hits, Game
4 9x, last: Ryan McMahon, April 6, 2021 vs. Arizona

Most Extra-Base Hits, Consecutive PA
6 Larry Walker, May 21-22, 1996

Most Extra-Base Hits, Inning
2 8x, last: Sam Hilliard, Aug. 6, 2021 vs. Miami (4th)

MULTI-HIT GAMES

Most Multi-Hit Games, Career
710 Todd Helton, 1997-2013

Most Multi-Hit Games, Season
68 Charlie Blackmon, 2017

Most Multi-Hit Games, Consecutive
8 Andres Galarraga, July 23-29, 1996

TOTAL BASES

Most Total Bases, Career
4,292 Todd Helton, 1997-2013

Most Total Bases, Season
409 Larry Walker, 1997

Most Total Bases, Game
14 4x, last: Ryan McMahon, April 6, 2021 vs. Arizona

Most Total Bases, Inning
6 4x, last: Cory Sullivan, April 9, 2006 at San Diego (5th)

SINGLES

Most Singles, Career
1,521 Todd Helton, 1997-2013

Most Singles, Season
163 Juan Pierre, 2001

Most Singles, Game
5 7x, last: Charlie Blackmon, July 12, 2014 vs. Minnesota

DOUBLES

Most Doubles, Career
592 Todd Helton, 1997-2013

Most Doubles, Season
59 Todd Helton, 2000

Most Doubles, Game
4 Jeff Baker, May 30, 2008 at Chicago-NL

TRIPLES

Most Triples, Career
53 Dexter Fowler 2008-2013

Most Triples, Season
15 Dexter Fowler, 2011

Most Triples, Game
2 24x, last: Ian Desmond, May 7, 2019 vs. San Francisco

HOME RUNS

Most Home Runs, Career
369 Todd Helton, 1997-2013

Most Home Runs, Season
49 2x, last: Todd Helton, 2001

Most Home Runs, Season, Home
32 Andres Galarraga, 1996

Most Home Runs, Season, Road
29 Larry Walker, 1997

Most Home Runs, Season, vs. One Opponent
10 Nolan Arenado vs. San Francisco, 2015

Most Home Runs, Season, Switch-Hitter
13 2x, last: Dexter Fowler, 2012

Most Seasons, 30 Or More Home Runs
6 Todd Helton, 1999-2004

Most Home Runs, Calendar Month
15 Troy Tulowitzki, September 2010

Most Home Runs, April
11 2x, last: Larry Walker, 2001

(Franchise Record Book, continued)

Most Home Runs, May
11 Todd Helton, 2000

Most Home Runs, June
12 2x, last: Nolan Arenado, 2015

Most Home Runs, July
12 Vinny Castilla, 1998

Most Home Runs, August
12 3x, last: Nolan Arenado, 2019

Most Home Runs, September
15 Troy Tulowitzki, 2010

Most Home Runs, Before All-Star Break
27 Larry Walker, 2001

Most Home Runs, After All-Star Break
27 2x, last: Carlos González, 2015

Most Home Runs, Game
3 18x, last: Ryan McMahon, April 6, 2021 vs. Arizona

Most Leadoff Home Runs, Career
36 Charlie Blackmon, 2011-2021

Most Leadoff Home Runs, Season
10 Charlie Blackmon, 2016

Most Games, Two or More Home Runs, Career
28 Todd Helton, 1997-2013

Most Games, Two or More Home Runs, Season
8 3x, Todd Helton, 2000

Most Home Runs, Consecutive At Bats
4 Carlos González, May 30-31, 2012

Most Home Runs, Consecutive Plate Appearances
4 Carlos González, May 30-31, 2012

Most Games, Consecutive, One or More HR
6 Nolan Arenado, Sept. 1-5, 2015

Most Games, Consecutive, One or More HR, Home
6 3x, last: Nolan Arenado, Sept. 1-5, 2015

Most Games, Consecutive, One or More HR, Road
5 Nolan Arenado, April 14-27, 2019

Most Home Runs, Two Consecutive Games
4 9x, last: Nolan Arenado, July 19-21, 2017 vs. San Diego / Pittsburgh

Most Consecutive Team Home Runs Hit by One Player
6 3x, last: Preston Wilson, May 3-13, 2003

Most Players, Two or More Home Runs, Game
3 Aug. 14, 1999 vs. Montreal

Home Run, Both Sides Of The Plate, Same Game
1 2x, last: Dexter Fowler, Sept. 5, 2011 vs. Arizona

Longest Home Run, Rookie
529' Andres Galarraga, May 31, 1997 at Florida

Longest Home Run, Rookie, Coors Field
493' Larry Walker, Aug. 31, 1997 vs. Oakland

GRAND SLAMS

Most Grand Slams, Career
7 Todd Helton, 1997-2012

Most Grand Slams, Season
3 C.J. Cron, 2021

RUNS BATTED IN

Most RBI, Career
1,406 Todd Helton, 1997-2013

Most RBI, Season
150 Andres Galarraga, 1996

Most Seasons, 100 Or More RBI, Career
5 Nolan Arenado, 2015-19
Todd Helton, 1999-2003
Vinny Castilla, 1996-99, 2004
Larry Walker, 1995, 1997, 1999, 2001-02
Dante Bichette, 1995-99

Most RBI, Calendar Month
40 Troy Tulowitzki, September, 2010

Most RBI, April
30 2x, last: Larry Walker, 2001

Most RBI, May
36 Todd Helton, 2001

Most RBI, June
39 Dante Bichette, 1996

Most RBI, July
35 Dante Bichette, 1995

Most RBI, August
36 Nolan Arenado, 2016

Most RBI, September
40 Troy Tulowitzki, 2010

Most RBI, Before the All-Star Break
91 Preston Wilson, 2003

Most RBI, After the All-Star Break
80 Dante Bichette, 1995

Most RBI, Game
8 4x, Matt Holliday, Sept. 20, 2005 vs. San Diego

Most Games, Consecutive, One or More RBI
11 Carlos González, Aug. 15-27, 2011

Most RBI, Inning
5 2x, last: Justin Morneau, Sept. 17, 2014 vs. Los Angeles-NL (1st)

Most RBI, Without A Hit, Game
4 Ben Petrick (0-for-3), Sept. 20, 2000 vs. San Diego

MULTI-RBI GAMES

Most Multi-RBI Games, Career
334 Todd Helton, 1997-2013

Most Multi-RBI Games, Season
44 Todd Helton, 2000

Most Multi-RBI Games, Consecutive
5 3x, last: Joshua Fuentes, May 12-16, 2021

SACRIFICE HITS

Most Sacrifice Hits, Career
67 Aaron Cook, 2002-2011

Most Sacrifice Hits, Season
24 Royce Clayton, 2004

Most Sacrifice Hits, Game
4 Cory Sullivan, June 14, 2006 at Washington

SACRIFICE FLIES

Most Sacrifice Flies, Career
93 Todd Helton, 1997-2013

Most Sacrifice Flies, Season
12 Jeff Cirillo, 2000

Most Sacrifice Flies, Game
2 10x, last: Justin Morneau, June 10, 2014 vs. Atlanta

WALKS

Most Walks, Career
1,335 Todd Helton, 1997-2013

Most Walks, Season
127 Todd Helton, 2004

Most Walks, Game
5 Todd Helton, April 29, 2007 vs. Atlanta (11 innings)

Most Games, Consecutive, One or More Walk
11 Walt Weiss, Aug. 31-Sept. 13, 1997

INTENTIONAL WALKS

Most Intentional Walks, Career
185 Todd Helton, 1997-2013

Most Intentional Walks, Season
22 Todd Helton, 2x: 2000, 2005

Most Intentional Walks, Game
3 Andres Galarraga, April 30, 1993 at Florida

HIT BY PITCH

Most Hit by Pitch, Career
98 Larry Walker, 1995-2004

Most Hit by Pitch, Season
21 Eric Young, 1996

Most Hit by Pitch, Game
2 23x, last: Charlie Blackmon, Sept. 22, 2021 vs. Los Angeles-NL

Most Hit by Pitch, Inning
2 Andres Galarraga, July 12, 1996 vs. San Diego (7th)

STRIKEOUTS

Most Strikeouts, Career
1,175 Todd Helton, 1997-2013

Most Strikeouts, Season
191 Trevor Story, 2017

Fewest Strikeouts, Season (qualifiers)
29 Juan Pierre, 2001

Highest PA/SO Ratio, Season (qualifiers)
23.55 Juan Pierre, 2001

Most Strikeouts, Game
5 5x, last: Ryan McMahon, June 25, 2021 at Milwaukee

GROUNDING INTO DOUBLE PLAYS

Most Double Plays Grounded Into, Career
186 Todd Helton, 1997-2013

Most Double Plays Grounded Into, Season
27 2x, last: Jay Payton, 2003

(Franchise Record Book, continued)

Fewest GDP, Season (qualifiers)

2 2x, last: Charlie Blackmon, 2016

Highest AB/GDP Ratio, Season (qualifiers)

.289.0 Charlie Blackmon, 2016

Most Double Plays Grounded Into, Game

3 5x, last: Chris Iannetta, May 29, 2019 vs. Arizona

RISP BATTING

Highest Average w/RISP, Season (min. 100 AB)

.422 Andres Galarraga, 1993

Most Hits w/RISP, Season

78 Andres Galarraga, 1996

Most At-Bats w/RISP, Season

207 Preston Wilson, 2003

STOLEN BASES

Most Stolen Bases, Career

180 Eric Young, 1993-97

Most Stolen Bases, Season

68 Willy Taveras, 2008

Most Stolen Bases, Consecutive Attempts, Season

22 2x, last: May 15-Sept. 13, 2015

Most Stolen Bases, Game

6 Eric Young, June 30, 1996 vs. Los Angeles-NL

Most Stolen Bases, Inning

3 Eric Young, June 30, 1996 vs. Los Angeles-NL (3rd)

Most Games, Consecutive, One or More SB

5 3x, last: Charlie Blackmon, June 11-15, 2011

CAUGHT STEALING

Most Caught Stealing, Career

69 Eric Young, 1993-97

Most Caught Stealing, Season

19 Eric Young, 2x: 1993, 1996

Most Caught Stealing, Game

3 Eric Young, May 1, 1993 at Florida (12 innings)

Most Caught Stealing, Inning

2 2x, last: Larry Walker, April 30, 1998 at New York-NL (8th)

PINCH-HITTING

Most Pinch-Hit Appearances

361 John Vander Wal, 1994-98

Most Pinch-Hit Appearances, Season

92 John Vander Wal, 1995

Most Pinch-Hit Base Hits

79 John Vander Wal, 1994-98

Most Pinch-Hit Base Hits, Season

28 John Vander Wal, 1995

Most Pinch-Hit Base Hits, Consecutive At-Bats

5 2x, last: Ryan Spilborghs, Sept. 6-21, 2010

Highest Pinch-Hit Avg, Career (min. 75 AB)

.336 Seth Smith, 2007-11

Highest Pinch-Hit Avg, Season (min. 25 AB)

.472 Seth Smith, 2009

Most Pinch-Hit Home Runs, Career

12 John Vander Wal, 1994-98

Most Pinch-Hit Home Runs, Season

5 Mark Sweeney, 2004

Most Pinch-Hit RBI, Career

57 John Vander Wal, 1994-98

Most Pinch-Hit RBI, Season

23 Mark Sweeney, 2004

PITCHER BATTING

Highest Batting Avg, Season (min. 30 AB)

.344 Mike Hampton, 2002

Most Hits, Season

23 Mike Hampton, 2001

Most Hits, Game

4 John Thomson, June 1, 1997 at Florida

Most Home Runs, Career

10 Mike Hampton, 2001-02

Most Home Runs, Season

7 Mike Hampton, 2001

Most Home Runs, Game

2 Mike Hampton, June 5, 2001 vs. Houston

Most Runs Batted In, Season

16 Mike Hampton, 2001

Most Runs Batted In, Game

4 2x, last: Denny Neagle, Sept. 29, 2001 vs. Milwaukee

Most Total Bases, Game

8 Mike Hampton, June 5, 2001 vs. Houston

ROOKIE BATTING

Highest Batting Average (min. 300 AB)

.315 Todd Helton, 1998

Highest Slugging Percentage (min. 300 AB)

.567 Trevor Story, 2016

Highest On-Base Percentage (min. 300 AB)

.380 Todd Helton, 1998

Most Games, Season

155 Troy Tulowitzki, 2007

Most At-Bats, Season

609 Troy Tulowitzki, 2007

Most Runs, Season

104 Troy Tulowitzki, 2007

Most Runs, Game

4 7x, last: Trevor Story, June 26, 2016 vs. Arizona

Most Hits, Season

177 Troy Tulowitzki, 2007

Most Hits, Game

5 3x, last: Jose Ortiz, Aug. 10, 2001 at Cincinnati

Most Games, Consecutive, One or More Hits

17 David Dahl, July 25-Aug. 11, 2016

Most Home Runs, Season

28 Wilin Rosario, 2012

Most Home Runs, Game

3 Jose Ortiz, Aug. 17, 2001 vs. Florida

Most Runs Batted In, Season

99 Troy Tulowitzki, 2007

Most Runs Batted In, Game

6 3x, last: Jeff Baker, Sept. 18, 2006 vs. San Francisco

INDIVIDUAL PITCHING

MAJOR LEAGUE SERVICE

Most Major League Service, Pitcher

9.020 Aaron Cook, 2002-11

GAMES

Most Appearances, Career

461 Steve Reed, 1993-97, 2003-04

Most Appearances, Season

80 Matt Belisle, 2012

Most Appearances, Calendar Month

19 Mike Muñoz, June, 1994

GAMES STARTED

Most Games Started, Career

206 Aaron Cook, 2002-11

Most Games Started, Season

35 2x, last: Darryl Kile, 1998

Most Games Started, Calendar Month

7 5x, last: Alex White, August 2012

GAMES FINISHED

Most Games Finished, Career

243 Brian Fuentes, 2002-08

Most Games Finished, Season

69 Jose Jiménez, 2002

COMPLETE GAMES

Most Complete Games, Career

14 Pedro Astacio, 1997-2001

Most Complete Games, Season

7 Pedro Astacio, 1999

Most Complete Games, Consecutive Starts

2 3x, last: Brian Bohanon, Aug. 28-Sept. 4, 1999

Low-Hit Complete Game

0 Ubaldo Jiménez, April 17, 2010 at Atlanta

Fewest Baserunners, Complete Game

2 4x, last: Germán Márquez, April 14, 2019 at San Francisco

SHUTOUTS

Most Shutouts, Career

3 Jason Jennings

3 Ubaldo Jiménez

Most Shutouts, Season

2 3x, last: Ubaldo Jiménez, 2010

(Franchise Record Book, continued)

Fewest Hits Allowed, Shutout

0 Ubaldo Jiménez, April 17, 2010 at Atlanta

SAVES

Most Saves, Career

115 Brian Fuentes, 2002-08

Most Saves, Season

43 Wade Davis, 2018

Most Saves, Season, Home

23 Jose Jiménez, 2002

Most Saves, Season, Road

27 Wade Davis, 2018

Most Saves, Calendar Month

11 3x, last: Greg Holland, April 2017

Most Saves, Before All-Star Break

28 Greg Holland, 2017

Most Saves, After All-Star Break

19 Brian Fuentes, 2005

Most Appearances, Consecutive, Earning a Save

10 Greg Holland, April 28-May 21, 2017

Most Save Situations Converted, Consecutive

26 Huston Street, June 8-September 27, 2009

Most Save Situations Converted, Consecutive, Season

26 Huston Street, June 8-September 27, 2009

Most Blown Saves, Season

9 2x, last: Manuel Corpas, 2008

EARNED RUN AVERAGE

Lowest ERA, Career (min. 300.0 IP)

3.38 Brian Fuentes, 2002-08

Lowest ERA, Season (qualifiers, full season)

2.85 Kyle Freeland, 2018

Lowest ERA, Calendar Month (25.0 IP)

0.78 Ubaldo Jiménez, May, 2010

WINNING PERCENTAGE

Highest Winning Pct, Career (min. 30 decisions)

.585 Jorge De La Rosa (86-61), 2008-16

Highest Winning Pct, Season, Starter (min. 15 decisions)

.727 Jorge De La Rosa (16-6), 2013

WINNING DECISIONS

Most Wins, Career

86 Jorge De La Rosa, 2008-16

Most Wins, Season

19 Ubaldo Jiménez, 2010

Most Wins, Season, Relief

11 Gabe White, 2000

Most Wins, Consecutive Decisions, Overall

9 3x, last: Rex Brothers, May 15-June 9, 2013

Most Wins, Consecutive Decisions, Starter

9 Ubaldo Jiménez, May 15-July 8, 2010

Most Wins, Consecutive Decisions, Reliever

9 Rex Brothers, May 15-June 9, 2013

Most Wins, Consecutive Starts

7 2x, last: Ubaldo Jiménez, May 15-June 17, 2010

Most Wins, Consecutive Starts At Home

7 Jorge De La Rosa, June 21-Aug. 22, 2009

Best Start To A Season, Starter

6-0 Ubaldo Jiménez, 2010

LOSING DECISIONS

Most Losses, Career

68 Aaron Cook, 2002-11

Most Losses, Season

17 Darryl Kile, 1998

Most Relief Losses, Season

10 Jose Jiménez, 2002

Most Losses, Consecutive Decisions

12 Jose Jiménez, July 1, 2002-July 30, 2003

Most Losses, Consecutive Starts

8 John Thomson, Sept. 19, 1999-Aug. 8, 2001

Worst Start To A Season, Starter

0-6 5x, last: Chi Chi González, June 25-Aug. 29, 2019

INNINGS PITCHED

Most Innings Pitched, Career

1312.1 Aaron Cook, 2002-11

Most Innings Pitched, Season

232.0 Pedro Astacio, 1999

Most Innings Pitched, Season, Reliever

98.0 Curtis Leskanic, 1995

Most Innings Pitched, Game, Starter

10.0 Darryl Kile, Sept. 20, 1998 at San Diego

Most Innings Pitched, Game, Reliever

6.1 Bruce Ruffin, July 28, 1993 vs. Atlanta

RUNS

Most Runs Allowed, Career

708 Aaron Cook, 2002-11

Most Runs Allowed, Season

160 Pedro Astacio, 1998

Most Runs Allowed, Game

12 Shawn Chacón, June 7, 2003 vs. Kansas City (1)

EARNED RUNS

Most Earned Runs Allowed, Career

660 Aaron Cook, 2002-2011

Most Earned Runs Allowed, Season

145 Pedro Astacio, 1998

Most Earned Runs Allowed, Game

12 Shawn Chacón, June 7, 2003 vs. Kansas City (1)

SCORELESS INNINGS

Most Scoreless Innings, Consecutive, Starter

33.0 Ubaldo Jiménez, May 15-June 6, 2010

Most Scoreless Innings, Consecutive, Reliever

31.1 Adam Ottavino, Sept. 7, 2014-Aug. 27, 2016

HITS ALLOWED

Most Hits Allowed, Career

1,519 Aaron Cook, 2002-11

Most Hits Allowed, Season

258 Pedro Astacio, 1999

Most Hits Allowed, Game

15 2x, last: Jamey Wright, June 27, 2005 vs. Houston

Fewest Hits Allowed, Complete Game

0 Ubaldo Jiménez, April 17, 2010 at Atlanta

HITLESS INNINGS

Most Hitless Innings, Consecutive

11.0 Tim Lincecum, April 20-May 11, 2004

Outs Before Allowing a Hit, Non-No-Hitter

25 Kyle Freeland, July 9, 2017 vs. Chicago-AL

BATTERS RETIRED

Most Batters Retired, Consecutive, Season

27 Rafael Betancourt, Aug. 27-Sept. 28, 2011

Most Batters Retired, Consecutive, Game

19 Jason Marquis, June 30, 2009 at Los Angeles-NL

HOME RUNS

Most Home Runs Allowed, Career

139 Pedro Astacio, 1997-2001

Most Home Runs Allowed, Season

39 Pedro Astacio, 1998

Most Home Runs Allowed, Game

5 4x, last: Kyle Freeland, June 11, 2021 at Cincinnati

Most Home Runs Allowed, Inning

3 27x, last: Jon Gray, Oct. 1, 2021 at Arizona (3rd inning)

WALKS

Most Walks Issued, Career

481 Jorge De La Rosa, 2008-16

Most Walks Issued, Season

109 Darryl Kile, 1999

Fewest Walks Issued, Season (qualifiers)

42 Jason Hammel, 2009

Most Walks Issued, Game

10 Jason Jennings, Sept. 8, 2002 vs. San Diego

HIT BATSMEN

Most Hit Batsmen, Career

58 Pedro Astacio, 1997-2001

Most Hit Batsmen, Season

17 Pedro Astacio, 1998

Most Hit Batsmen, Game

4 Pedro Astacio, April 22, 2001 at Arizona

(Franchise Record Book, continued)

STRIKEOUTS

- Most Strikeouts, Career**
985 Jorge De La Rosa, 2008-16
- Most Strikeouts, Season**
230 Germán Márquez, 2018
- Most Strikeouts, Season, Left-Hander**
193 Jorge De La Rosa, 2009
- Most Strikeouts, Season, Reliever**
112 Adam Ottavino, 2018
- Most Strikeouts, Game**
16 Jon Gray, Sept. 17, 2016 vs. San Diego
- Most Strikeouts, Consecutive Starts**
26 Jon Gray, Sept. 17-23, 2016
- Most Strikeouts, Game, Reliever**
9 Bruce Ruffin, Sept. 14, 1993 (1) vs. Houston
- Most Strikeouts, Consecutive Batters Faced, Game**
8 2x, last: Germán Márquez, Sept. 26, 2018 vs. Philadelphia
- Most Strikeouts, Inning**
4 3x, last: Germán Márquez, Oct. 1, 2018 at Los Angeles-NL
- Most Strikeouts, Consecutive, Start Of Game**
8 Germán Márquez, Sept. 26, 2018 vs. Philadelphia

WILD PITCHES

- Most Wild Pitches, Career**
70 Jorge De La Rosa, 2008-16
- Most Wild Pitches, Season**
16 Ubaldo Jiménez, 2x, 2008 and 2010
- Most Wild Pitches, Game**
4 2x, last: Adam Ottavino, June 25, 2017 at Los Angeles-NL

BALKS

- Most Balks, Career**
11 Armando Reynoso, 1993-96
- Most Balks, Season**
6 Armando Reynoso, 1993

PICKOFFS

- Most Pickoffs, Career (including caught stealings)**
33 Jamey Wright, 1996-99, 2004-05
- Most Pickoffs, Season (including caught stealings)**
8 3x, last: Jamey Wright, 1998
- Most Pickoffs, Game**
2 14x, last: Tyler Anderson, July 24, 2018 vs. Houston

NUMBER OF PITCHES

- Most Pitches Thrown, Career**
19,636 Aaron Cook, 2002-11
- Most Pitches Thrown, Season**
3,675 Darryl Kile, 1998
- Most Pitches Thrown, Game**
153 Pedro Astacio, June 6, 1999 vs. Milwaukee

INHERITED RUNNERS STRANDED

- Pct. Inherited Runners Stranded, Season (min. 20 IR)**
94.3% Justin Speier, 2002

PITCHING, ROOKIE SEASON

- Most Appearances**
75 Javier Lopez, 2003
- Most Wins**
16 Jason Jennings, 2002
- Lowest ERA (min. 100 IP)**
3.28 Jhoulys Chacin, 2010
- Most Games Started**
33 Jeff Francis, 2005
- Most Complete Games**
4 Armando Reynoso, 1993
- Most Shutouts**
1 5x, last: Jon Gray, Sept. 17, 2016 vs. San Diego
- Most Saves**
11 Carlos Estévez, 2016
- Most Innings Pitched**
189.0 Armando Reynoso, 1993
- Most Strikeouts**
185 Jon Gray, 2016

INDIVIDUAL FIELDING

FIELDING PERCENTAGE

- Highest Fielding Pct. Career (min. 300 games)**
- .996 **1B:** Todd Helton, 1997-2013
.991 **2B:** DJ LeMahieu, 2012-18
.971 **3B:** Nolan Arenado, 2013-19
.985 **SS:** Troy Tulowitzki, 2006-2015
.99478 **C:** Tony Wolters, 2016-2020
.988 **OF:** Charlie Blackmon, 2011-2021
1.000 **P:** Kevin Ritz, 1994-98
(most total chances, no errors, 170)

Highest Fielding Pct., Season (qualifiers)

- .999 **1B:** Todd Helton, 2007
.995 **2B:** Jamey Carroll, 2006
.987 **3B:** Vinny Castilla, 2004
.991 **SS:** Troy Tulowitzki, 2011
1.000 **C:** Chris Iannetta, 2008
1.000 **OF:** Charlie Blackmon, 2020
1.000 **P:** 22x, last: Antonio Senzatela, 2021

TOTAL CHANCES

- Most Total Chances, Career**
20,713 Todd Helton, 1997-2013
- Most Total Chances, Season**
1,658 Andres Galarraga, 1996
- Most Total Chances, Game**
- 1B:** 25, Todd Helton, April 17, 2008 at San Diego (22)
2B: 15, 2x, last: DJ LeMahieu, June 21, 2018 vs. New York-NL
3B: 11, Nolan Arenado, May 1, 2015 at San Diego
SS: 17, Juan Uribe, June 30, 2003 vs. Arizona (12)
OF: 10, Willy Taveras, April 17, 2008 at San Diego (22)
C: 19, Tony Wolters, April 25, 2018 vs. San Diego

PUTOUTS

- Most Putouts, Career**
18,906 Todd Helton, 1997-2013
- Most Putouts, Season**
1,528 Andres Galarraga, 1996
- Most Putouts, Game**
- 1B:** 25, Todd Helton, April 17, 2008 at San Diego (22 innings)
2B: 9, Kazuo Matsui, June 25, 2007 at Chicago-NL
3B: 5, 3x, last: Nolan Arenado, May 25, 2015 at Cincinnati
SS: 8, 2x, last: Troy Tulowitzki, April 10, 2010 vs. San Diego (14 innings)
OF: 10, Willy Taveras, April 17, 2008 at San Diego (22 innings)
C: 18, Yorvit Torrealba, April 17, 2008 at San Diego (22 innings)
P: 4, 5x, last: Chad Bettis, June 26, 2018 at San Francisco

ASSISTS

- Most Assists, Career**
3,208 Troy Tulowitzki, 2006-2015
- Most Outfield Assists, Career**
94 Larry Walker, 1995-2004
- Most Assists, Season**
561 Troy Tulowitzki, 2007
- Most Outfield Assists, Season**
17 Dante Bichette, 1999
- Most Assists, Game**
- 1B:** 5, Todd Helton, 5x, last: June 20, 2012 at Philadelphia
2B: 12, DJ LeMahieu, August 28, 2012 vs. Los Angeles-NL
3B: 9, Jeff Cirillo, July 23, 2001 vs. San Francisco
SS: 12, Juan Uribe, June 30, 2003 vs. Arizona (12)
OF: 2, 30x, last: Charlie Blackmon, Sept. 6, 2020 at Los Angeles-NL
C: 5, 4x, last: Tony Wolters, March 29, 2019 at Miami
P: 6, Ubaldo Jiménez, May 12, 2009 vs. Houston
- Most Outfield Assists, Inning**
2 6x, last: Matt Holliday, April 21, 2007 vs. San Diego (6th inning)

ERRORS

- Most Errors, Career**
107 Vinny Castilla, 1993-99, 2004, 2006
- Most Errors, Season**
30 Walt Weiss, 1996

(Franchise Record Book, continued)

Most Errors, Game

3 6x, last: Daniel Murphy, June 28, 2019 vs. Los Angeles-NL

Most Errorless Games, Consecutive, Non-Pitcher

158 Chris Iannetta, June 23, 2007-May 22, 2009

Most Errorless Games, Consecutive, Infielder

115 Todd Helton, June 15, 2007-April 28, 2008

Most Errorless Games, Consecutive, Season

121 Charlie Blackmon, April 29-Sept. 16, 2015

Most Errorless Total Chances, Consecutive

1,191 Todd Helton, June 14, 2007-April 28, 2008

CATCHER CAUGHT STEALING

Highest Caught Stealing Pct., Career (min. 250 games)

.310 Tony Wolters, 2016-20

Highest Caught Stealing Pct., Season (min. 80 games)

.489 Danny Ardoin, 2005

Most Runners Caught Stealing, Season

39 Henry Blanco, 1999

Most Runners Caught Stealing, Game

3 7x, last: Yorvit Torrealba, April 25, 2008 at Los Angeles-NL

Most Runners Thrown Out, Consecutive Steal Attempts

8 Joe Girardi, Sept. 9-18, 1993

OPPONENT RECORDS

INDIVIDUAL BATTING, OPPONENT

Most Hits, Game

6 3x, last: Phillip Ervin, July 13, 2019 vs. Cincinnati

Most Home Runs, Game

3 18x, last: Alex Dickerson, Sept. 1, 2020 vs. San Francisco

Most RBI, Game

9 Sammy Sosa, Aug. 10, 2002 vs. Chicago-NL
James Loney, Sept. 28, 2006 vs. Los Angeles-NL

Most Hits, Season

34 Joe Panik, 2017 with San Francisco

Most Home Runs, Season

10 Barry Bonds, 2001 with San Francisco
Reggie Sanders, 2001 with Arizona

Most RBI, Season

29 Phil Nevin, 2001 with San Diego

Highest Average, Season (min. 20 PA)

.600 Ryan Ludwick, 2008 with St. Louis (12-for-20)

Most Hits, Career

225 Jeff Kent, 1993-2008

Most Home Runs, Career

54 Barry Bonds, 1993-2007

Most RBI, Career

154 Matt Kemp, 2006-2018

Highest Average, Career (min. 75 PA)

.410 Robin Ventura (43-for-105)

INDIVIDUAL PITCHING, OPPONENT

Most Strikeouts, Game

17 2x, last: Chris Sale, May 14, 2019 at Boston

Fewest Hits Allowed, Complete Game

0 Clayton Kershaw, June 18, 2014 at Los Angeles-NL
Hideo Nomo, Sept. 17, 1996 vs. Los Angeles-NL
Al Leiter, May 11, 1996 at Florida

Most Wins, Season

5 Brad Penny, 2006 with Los Angeles-NL (5-0)

Most Wins, Career

24 Clayton Kershaw, 2008-2021

Highest Win Pct., Career (min. 10 dec.)

.917 Adam Wainwright, 2006-2021 (11-1)

Lowest ERA, Career (min. 100 IP)

2.47 Randy Johnson, 1997-2009 (211.1 IP, 58 ER)

CLUB BATTING, OPPONENT

Most Singles, Game

18 2x, last: May 13, 2009 vs. Houston

Most Doubles, Game

9 5x, last: Aug. 22, 2015 vs. New York-NL

Most Triples, Game

5 July 13, 2019 vs. Cincinnati

Most Home Runs, Game

7 3x, last: Aug. 23, 2020 at Los Angeles-NL

Most Extra-Base Hits, Game

15 May 19, 1999 vs. Cincinnati

Most Total Bases, Game

55 May 19, 1999 vs. Cincinnati

Most RBI, Game

26 Aug. 18, 1995 vs. Chicago-NL

Most Left on Base, Game

19 April 19, 2019 vs. Philadelphia

Most Home Runs, Season, by One Opponent

44 Los Angeles-NL, 2019

CLUB PITCHING, OPPONENT

Most Scoreless Innings, Consecutive, Season

30.0 St. Louis, Sept. 30-Oct. 3, 2010

Most Shutouts, Consecutive

2 16x, last: May 29, 2021 at Pittsburgh (DH)

INDIVIDUAL & CLUB FIELDING, OPPONENT

Most Errors, Opponent, Game

7 May 2, 2004 vs. Atlanta

Most Errors, Individual Opponent, Game

4 Mark DeRosa, May 2, 2004 vs. Atlanta

UBALDO'S NO-NO

On April 17, 2010 at Turner Field, Ubaldo Jiménez pitched the first no-hitter in Rockies history.

- Jiménez's line: 9.0 IP, 0 H, 0 ER, 6 BB, 7 SO, 31 batters faced.
- Jiménez threw the first no-hitter in Colorado's 2,703rd game.
- Entering the game, four existing teams in MLB had not thrown a no-hitter: Colorado (est. 1993), Tampa Bay (est. 1998), San Diego (est. 1969) and New York-NL (est. 1962).
- Prior to this no-hitter, the deepest a Colorado pitcher had gone into a potential no-hitter was Jason Jennings, who went 6.2 innings without giving up a hit on Aug. 1, 2002 at Pittsburgh.
- Jiménez threw a career-high 128 pitches, one more than his previous high (127 pitches, June 12, 2009 vs. Seattle); he threw 72 strikes and his fastball averaged 96.8 mph.
- Jiménez faced 31 consecutive batters without allowing a hit.
- When he reached 83 pitches, Jiménez had thrown 42 balls and 41 strikes, but he did not walk any batters after the fifth inning.
- Jiménez was the fourth Dominican player to throw a no-hitter—entering the 2021 season, seven Dominican-born players have thrown no-hitters, the most of any nationality other than from the U.S.A.



CYCLES

Rockies Cycles (9)

Dante Bichette

June 10, 1998 vs. Texas Rangers (W, 9-8, 10 inn.) - After going hitless in his first two at-bats, Bichette doubled, homered, tripled and hit the game-winning 10th inning RBI single.

Neifi Perez

July 25, 1998 vs. St. Louis Cardinals (W, 5-2) - Perez doubled, tripled, singled and then homered on a 0-1 pitch in the seventh inning.

Todd Helton

June 19, 1999 vs. Florida Marlins (W, 10-2) - Helton cycled in only four trips to the plate; he doubled, singled, homered and tripled off the right-field wall in the seventh.

Mike Lansing

June 18, 2000 vs. Arizona Diamondbacks (W, 19-2) - Lansing's four-inning cycle is believed to be the fastest in Major League history: triple, home run, double, single.

Troy Tulowitzki

Aug. 10, 2009 vs. Chicago Cubs (W, 11-5) - Tulowitzki hit a home run, single, double and triple to become the first shortstop in MLB history to go 5-for-5 (or better) and have at least seven RBI in same game.

Carlos González

July 31, 2010 vs. Chicago Cubs (W, 6-5) - González hit a single, triple, double and walk-off home run to become the fourth player to complete the cycle on a walk-off home run.

Michael Cuddyer

Aug. 17, 2014 vs. Cincinnati Reds, Game 2 (W, 10-6) - Cuddyer hit a triple, home run, single and double to become the 30th player in MLB history with multiple cycles and the third player in MLB history with a cycle in each league, joining Bob Watson and John Olerud.

Nolan Arenado

June 18, 2017 (Father's Day) vs. San Francisco Giants (W, 7-5) - Arenado hit a triple, single, double and walk-off home run to become the fifth player in Major League history to complete the cycle on a walk-off home run. It was the first cycle to be completed with the batter's team trailing in Major League history.

Charlie Blackmon

September 30, 2018 vs. Washington Nationals (W, 12-0) - Blackmon led off the game with a triple, then hit a home run, single and double to become the first player in Major League history to cycle in the 162nd game of the season.

Opponents Cycles (10)

John Mabry

May 18, 1996 vs. St. Louis Cardinals (W, 9-8) - Mabry was the 15th Cardinal to hit for the cycle and first since 1964 (Ken Boyer) to do it in natural order (single, double, triple, home run).

Craig Biggio

April 8, 2002 vs. Houston Astros (L, 4-8) - Biggio became the sixth player in Astros history to hit for the cycle—single, triple, home run, double—and he accomplished the feat in the Rockies' 2002 home opener.

Fred Lewis

May 13, 2007 vs. San Francisco Giants (L, 2-15) - Lewis hit a double, home run, triple and single to become the fourth player in Major League history to hit his first career home run as part of a cycle.

Pablo Sandoval

Sept. 15, 2011 vs. San Francisco Giants (L, 5-8) - Sandoval became the 25th player in Giants history to hit for the cycle and the fourth Giants third baseman to hit for cycle.

Scott Hairston

April 27, 2012 vs. New York Mets (W, 18-9) - This was the 10th cycle in Mets history—single, home run, triple, double—and Hairston's four hits tied his career-high.

Shin-Soo Choo

July 21, 2015 vs. Texas Rangers (L, 0-9) - Collecting a career-high tying four hits, Choo hit a double, home run, single and triple for the eighth cycle in Rangers franchise history.

Matt Kemp

Aug. 14, 2015 vs. San Diego Padres (L, 5-9) - For the first cycle in Padres history, Kemp recorded his first-ever cycle with a two-run home run in the first inning, a single in the third, a double in the seventh and triple in the ninth.

Wil Myers

April. 10, 2017 vs. San Diego Padres (L, 3-5) - The second cycle in Padres history and the first in MLB during the 2017 season, Myers hit a single, double, home run and triple. He had previously fallen a triple short of the cycle seven different times in his career.

Trea Turner

April. 25, 2017 vs. Washington Nationals (L, 12-15) - Turner hit his first career cycle and collected a career-high seven RBI in the game, hitting a single, double, home run and triple.

Trea Turner

July 23, 2019 vs. Washington Nationals (L, 1-11) - For the second time in three seasons, Trea Turner cycled against the Rockies, becoming the fourth player in Major League history to cycle twice against the same team. For this second cycle, Turner hit a home run, single, triple and finished with a double.

CONSECUTIVE GAME ON-BASE STREAKS

Overall

Gm	Batter	Dates
46	M. Cuddyer	April 23-June 30, 2013
41	T. Tulowitzki	May 26-July 20, 2015
41	T. Helton	Aug. 28, 2007-April 9, 2008
41	A. Galarrraga	Sept. 17, 1996-May 10, 1997
38	D. LeMahieu	Aug. 9-Sept. 22, 2016
38	M. Holliday	July 22-Sept. 2, 2007
35	T. Helton	May 28-July 5, 2006
35	L. Walker	April 27-June 8, 2002
34	L. Walker	May 4-June 10, 1997
33	E. Young	July 1-Aug. 10, 1995

Home

Gm	Batter	Dates
49	V. Castilla	Sept. 6, 1997-June 27, 1998
48	T. Helton	Sept. 5, 2001-June 14, 2002
47	E. Young	July 27, 1996-May 25, 1997
46	E. Young	Sept. 30, 1995-July 25, 1996
45	A. Galarrraga	June 7-Sept. 12, 1996
44	C. González	May 20-Sept. 2, 2012
39	L. Walker	April 27-July 21, 2002
38	T. Helton	Aug. 20, 2007-May 6, 2008
38	J. Cirillo	April 10-July 13, 2000
37	Two Players	

Road

Gm	Batter	Dates
37	L. Walker	April 2-June 25, 1997
34	M. Cuddyer	April 10-July 10, 2013
32	M. Holliday	July 22, 2007-April 13, 2008
27	T. Helton	June 1-Aug. 8, 2011
27	M. Holliday	June 14-Aug. 16, 2008
27	A. Galarrraga	July 19 (2)-Sept. 21, 1997
23	T. Helton	June 10 - Aug. 6, 2009
23	A. Galarrraga	Sept. 7, 1996-May 10, 1997
23	E. Young	Aug. 16, 1995-May 6, 1996
22	Three Players	

LONGEST HITTING STREAKS

Games	Player	Dates	Average (H-AB)
28	Nolan Arenado	April 9-May 8, 2014	.360 (40-for-111)
27	Michael Cuddyer	May 28-June 30, 2013	.372 (42-for-113)
23	Dante Bichette	May 22-June 18, 1995	.404 (40-for-99)
22	Vinny Castilla	Aug. 9-Sept. 1, 1997	.386 (32-for-83)
21	Carlos González	Sept. 23, 2015-April 16, 2016	.405 (34-for-84)
21	Troy Tulowitzki	June 15-July 9, 2015	.354 (29-for-82)
21	Larry Walker	April 25-May 19, 1999	.506 (41-for-81)
20	Larry Walker	May 4-25, 1998	.342 (27-for-79)
19	Carlos González	July 19-Aug. 13, 2016	.405 (26-for-72)
19	Eric Young	July 18-Aug. 10, 1995	.425 (32-for-75)
19	Dante Bichette	July 19-Aug. 8, 1995	.333 (26-for-78)

(Franchise Bests, continued)**HOME/ROAD HITTING STREAKS****Home Hitting Streaks**

G	Batter	Dates
30	Larry Walker	May 18-July 21, 2002
29	Carlos González	May 20-July 31, 2012
28	Charlie Blackmon	April 18-July 3, 2019
27	Neifi Perez	April 27-June 22, 2001
27	Eric Young Sr.	June 7-July 25, 1996
25	Matt Holliday	May 16-July 6, 2007
25	Dante Bichette	April 26-June 18, 1995
22	Todd Helton	June 24-Aug. 17, 2005
22	Andres Galarraga	May 30-July 7, 1993
21	Raimel Tapia	Aug. 16, 2020-April 3, 2021
21	Jeff Cirillo	May 24-July 13, 2000

Road Hitting Streaks

G	Batter	Dates
21	Vinny Castilla	July 17-Sept. 1, 1997
19	Cory Sullivan	Sept. 14, 2005-April 27, 2006
19	Matt Holliday	Sept. 8, 2005-April 13, 2006
17	Nolan Arenado	April 2-May 8, 2014
16	Todd Helton	June 15-July 20, 2003
15	Michael Cuddyer	May 28-July 6, 2013
15	Todd Helton	Aug. 19-Sept. 16, 2006
15	Larry Walker	April 25-May 26, 1999
15	Andres Galarraga	May 21-June 21, 1997
15	Eric Young Sr.	July 1-Aug. 10, 1995

BATTING AROUND TWICE IN THE SAME GAME (11)

Date / Opponent	Innings
Aug. 12, 1995 at Atlanta	3rd / 8th
June 12, 1997 at Seattle	2nd / 5th
June 21, 1998 vs. Los Angeles	2nd / 6th
May 3, 2000 vs. Montreal	3rd / 4th
July 3, 2002 vs. San Francisco	2nd / 8th
Sept. 21, 2002 vs. Arizona	5th / 7th

Date / Opponent	Innings
Aug. 7, 2007 vs. Milwaukee	6th / 8th
Aug. 8, 2007 vs. Milwaukee	2nd / 4th
April 28, 2010 vs. Arizona	3rd / 4th
Sept. 2, 2016 vs. Arizona	5th / 8th
Sept. 27, 2017 vs. Miami	2nd / 6th

STEALS OF HOME (16)

PLAYER	DATE	INNING	OPPONENT	PITCHER / CATCHER
Charlie Hayes	June 22, 1993	6th	vs. Cincinnati	Ayala/Oliver
Dante Bichette	July 23, 1993	1st	vs. St. Louis	Watson/Pagnozzi
Andres Galarraga	June 14, 1995	2nd	vs. Cincinnati	Schourek/Berryhill
Larry Walker	June 30, 1995	1st	at Los Angeles	Candiotti/Piazza
Walt Weiss	May 5, 1996	7th	vs. Florida	Rapp/Johnson
Eric Young	June 30, 1996	3rd	vs. Los Angeles	Nomo/Piazza
Ellis Burks	July 14, 1996	5th	vs. San Diego	Valenzuela/Flaherty
Quinton McCracken	May 21, 1997	1st	at San Francisco	Rueter/Jensen
Kevin Ritz	June 5, 1997	4th	vs. San Diego	Hitchcock/Hernandez
Todd Helton	May 30, 1998	2nd	vs. Houston	Schourek/Ausmus
Tom Goodwin	June 7, 2000	1st	at Seattle	Moyer/Lampkin
Todd Helton	Sept. 24, 2000	3rd	vs. Florida	Sanchez/Castro
Greg Norton	Sept. 29, 2001	3rd	vs. Milwaukee	Haynes/Ochoa
Matt Holliday	Aug. 9, 2006	9th	at Los Angeles	Saito/Martin
Chris Nelson	Sept. 9, 2010	8th	vs. Cincinnati	Masset/Olivo
Dexter Fowler	July 21, 2011	2nd	vs. Atlanta	Hanson/McCann

INDIVIDUAL PITCHING STREAKS**Consecutive Winning Starts**

7	Ubaldo Jiménez, May 15-June 17, 2010
7	Jorge De La Rosa, June 21-July 30, 2009
6	Jorge De La Rosa, Aug. 9-Sept. 4, 2013
6	Aaron Cook, April 13-May 9, 2008

Consecutive Winning Decisions

9	Rex Brothers, May 15, 2012-June 9, 2013
9	Ubaldo Jiménez, May 15-July 8, 2010
9	Julian Tavarez, May 16-Sept. 5, 2000
8	Kyle Freeland, Aug. 6-Sept. 28, 2018
8	Rafael Betancourt, June 6, 2010-May 2, 2015
8	Jeff Francis, June 14-Aug. 8, 2007
8	Mike DeJean, May 12, 1997-June 28, 1998

Consecutive Losing Decisions

12	Jose Jiménez, July 1, 2002-July 30, 2003
10	Christian Friedrich, July 17, 2012-Aug. 21, 2015
10	Shawn Chacón, June 29, 2003-June 20, 2004
10	John Thomson, Aug. 21, 1999-Aug. 8, 2001
8	Franklin Morales, Sept. 12, 2009-Aug. 4, 2011
8	Darryl Kile, May 15-July 2, 1998
8	John Thomson, Aug. 28, 1998-May 12, 1999
8	Greg Harris, June 10-Aug. 7, 1994

(Franchise Bests, continued)

CONSECUTIVE SAVES

Saves, Consecutive Appearances

- 10 Greg Holland, April 28-May 21, 2017
- 9 Greg Holland, April 3-21, 2017
- 9 Darren Holmes, Aug. 8-28, 1993
- 7 Huston Street, June 8-18, 2009
- 7 Jose Jiménez, Aug. 1-18, 2002
- 6 Six Players

Save Opp., Consecutive, Converted

- 26 Huston Street, June 8-Sept. 27, 2009
- 23 Greg Holland, April 3-June 9, 2017
- 21 Brian Fuentes, July 25, 2005-April 27, 2006
- 17 Brian Fuentes, July 7-Sept. 25, 2008
- 17 Jose Jiménez, Sept. 23, 2001-June 1, 2002
- 16 Manny Corpas, July 7-Sept. 19, 2007
- 16 Darren Holmes, June 11-Aug. 28, 1993
- 14 Huston Street, June 4-July 29, 2011
- 14 Rex Brothers, June 4-August 4, 2013

LOW-HIT GAMES

Rockies

Hits	Date	Opponent	Result	Pitchers	First hit
0	April 17, 2010	at Atlanta	W, 4-0	Jiménez	—
1	June 20, 2006	Oakland	W, 6-0	Jennings, Martin, Fuentes	J.Kendall, 1B, 1st
1	June 6, 2016	at Los Angeles-NL	W, 6-1	Chatwood, Germen	K. Kendrick, 2nd
1	July 9, 2017	Chicago-AL	W, 10-0	Freeland, Lyles	M. Cabrera, 1B, 9th
1	July 25, 2018	Houston	W, 3-2	Gray, Ottavino, Davis	J. Altuve, 2B, 4th
1	April 14, 2019	at San Francisco	W, 4-0	Márquez	E. Longoria, 1B, 8th
1	Aug. 8, 2020	at Seattle	W, 5-0	Castellani, Hoffman, Almonte, Diehl	J. Crawford, 1B, 6th
1	June 29, 2021	Pittsburgh	W, 8-0	Márquez	K. Tom, 1B, 9th
2	April 14, 1994	at Philadelphia	W, 5-0	Nied, Ruffin, Holmes	L. Dykstra, 2B, 5th
2	Sept. 22, 1995	at San Francisco	W, 6-1	Ritz, Bailey, Leskanic	M. Williams, 2B, 2nd
2	May 24, 1998	at Cincinnati	W, 3-1	Jones, McElroy, Dipoto	J. Nunnally, 2B 4th
2	Sept. 10, 1998	Florida	W, 3-1	Kile	L. Castillo, 1B, 3rd
2	May 20, 2000	at Philadelphia	W, 4-3	Jarvis, Tavarez, De Jean, Myers, Jiménez	T. Glanville, HR, 6th
2	Aug. 1, 2000	at Chicago-NL	W, 2-1	Astacio, White	E. Young, 2B, 1st
2	May 2, 2002	Pittsburgh	W, 7-2	Thomson, Mercker, Reyes	A. Rios, 1B, 7th
2	Aug. 1, 2002	at Pittsburgh	W, 3-0	Jennings, Speier, Jiménez	R. Mackowiak, 1B, 7th
2	Sept. 27, 2003	at San Diego	W, 10-2	Stark, Cook, J. Young, Tsao	S. Burroughs, 1B, 3rd
2	April 22, 2004	Los Angeles-NL	W, 7-1 (6)	Estes	P. Lo Duca, 1B, 4th
2	May 29, 2006	at San Diego	W, 5-0	Jennings	M. Bellhorn, 1B, 2nd
2	June 30, 2006	at Seattle	W, 2-0	Fogg	A. Beltre, 1B, 1st
2	July 24, 2006	St. Louis	W, 7-0	Francis	Y. Molina, 1B, 6th
2	July 26, 2008	at Cincinnati	W, 5-1	De La Rosa, Corpas, Buchholz	K. Griffey, HR, 4th
2	July 30, 2009	at Los Angeles-NL	W, 3-0	Marquis	J. Loney, 1B, 2nd
2	April 9, 2010	San Diego	W, 7-0	De La Rosa, Betancourt, Rogers	C. Headley, 1B, 4th
2	May 22, 2011	at Milwaukee	L, 3-1	Jiménez	R. Braun, 3B, 3rd
2	April 14, 2013	at San Diego	W, 2-1	De La Rosa, Lopez, Belisle, Betancourt	Y. Alonso, 1B, 1st
2	April 18, 2014	Philadelphia	W, 12-1	Chatwood, Bettis, Belisle	C. Asche, 1B, 5th
2	May 29, 2015	at Philadelphia	W, 4-1	Bettis, Axford	C. Asche, 1B, 8th
2	Sept. 5, 2016	San Francisco	W, 6-0	Bettis	E. Nunez, 1B, 5th
2	April 15, 2017	at San Francisco	W, 5-0	Chatwood	C. Marrero, 1B, 6th
2	Aug. 6, 2018	Pittsburgh	W, 2-0	Freeland, Oh, Davis	C. Dickerson, 1B, 1st
2	March 29, 2019	at Miami	W, 6-1	Márquez, Johnson, Dunn, Shaw	C. Granderson, HR, 4th
2	April 17, 2021	New York-NL	W, 7-2	Márquez	B. Nimmo, 1B, 4th

Opponents

Hits	Date	Opponent	Result	Pitchers	First hit
0	May 11, 1996	at Florida	L, 0-11	A. Leiter	—
0	Sept. 17, 1996	Los Angeles-NL	L, 0-9	H.Nomo	—
0	June 18, 2014	at Los Angeles-NL	L, 0-8	C. Kershaw	—
1	Sept. 25, 1993	Cincinnati	L, 0-6	J. Rijo	Hayes, 2B, 2nd
1	July 9, 1994	at Florida	L, 2-4	P. Rapp, J. Johnstone, R. Nen	Kingery, HR, 7th
1	Aug. 29, 1995	at Pittsburgh	L, 0-4	P. Wagner	Galarraga, 1B, 9th
1	Sept. 17, 1995	Florida	L, 0-17	P. Rapp	Bichette, 1B, 4th
1	July 4, 1997	at San Francisco	L, 0-4	S. Estes, R. Beck	McCracken, 1B, 1st
1	July 19, 2000	at Los Angeles-NL	L, 1-9	K. Brown, M. Fetters	Walker, 1B, 1st
1	April 5, 2002	at Los Angeles-NL	L, 1-9	A. Ashby, O. Daal	Zeile, 1B, 5th
1	June 25, 2002	at Los Angeles-NL	L, 0-4	O. Perez	Estalella, 1B, 6th
1	Aug. 18, 2003	at New York-NL	L, 0-8	S. Trachsel	Tsao, 2B, 6th
1	Sept. 14, 2003	at Arizona	L, 0-5	R. Johnson	Reyes, 1B, 5th
1	May 23, 2004	at New York-NL	L, 0-4	T. Glavine	Pellow, 2B, 8th
1	May 1, 2006	at Atlanta	L, 0-2	T. Hudson	Jennings, 1B, 3rd
1	June 24, 2007	at Toronto	L, 0-5	D. McGowan	Baker, 1B, 9th
1	July 12, 2008	at New York-NL	L, 0-3	P. Martinez, C. Muniz, A. Heilman, S. Schoeneweis, B. Wagner	Hawpe, 1B, 4th
1	Sept. 6, 2008	Houston	L, 0-2	R. Oswalt	Hawpe, 1B, 5th
1	April 13, 2009	at Chicago-NL	L, 0-4	T. Lilly, A. Guzman, A. Heilman, K. Gregg	Atkins, 1B, 7th
1	April 22, 2009	at Florida	L, 1-4	A. Sanchez	Fowler, 1B, 9th
1	Sept. 19, 2011	San Diego	L, 2-8	C. Luebke, E. Frieri	Ellis, HR, 6th
1	May 10, 2013	at St. Louis	L, 0-3	S. Miller	Young, 1B, 1st
1	Aug. 26, 2014	at San Francisco	L, 0-3	M. Bumgarner	Morneau, 2B, 8th
1	June 17, 2016	at Miami	L, 1-5	A. Conley, N. Wittgren, K. Barraclough, D. Phelps, D. McGowan	González, 2B, 6th
1	May 15, 2018	at San Diego	L, 0-4	J. Lyles, K. Yates, B. Hand	Story, 1B, 8th

Record Book

(Franchise Bests, continued)

COMBINED SHUTOUTS (125)

Date	Opp.	Pitchers
April 14, 1994	at PHI	Nied, Ruffin, Holmes
May 8, 1994	at SD	Nied, M. Muñoz, S. Reed
May 15, 1994	at HOU	Reynoso, S. Reed, Ruffin
Aug. 10, 1994	ATL(6)	Ritz, S. Reed
Aug. 30, 1995	at PIT	Rekar, S. Reed
June 1, 1996	at PIT	Ritz, S. Reed, Painter, Ruffin
June 12, 1996	HOU	Freeman, Holmes, Hawblitzel
July 7, 1996	at LAD	Ritz, Leskanic, Ruffin
July 27, 1997	CHC	Thomson, Holmes
Sept. 14, 1997	at ATL	Astacio, Dipoto
April 1, 1998	at ARI	Thomson, McElroy
Sept. 12, 1998	at SD	Astacio, McElroy, Dipoto
Sept. 20, 1998	at SD (11)	Kile, Veres
May 30, 1999	at PHI	Kile, Dejean, Veres
June 24, 2000	at ARI	Yoshii, G. White, Myers, Jiménez
April 2, 2001	STL	Hampton, Jiménez
April 18, 2001	at SD	Hampton, K. Davis
April 19, 2001	at SD	Neagle, Wasdin, G. White, Jiménez
Oct. 5, 2001	at SD	Jennings, Speier, J. Powell, Jiménez
April 30, 2002	PIT	Hampton, R. White, M. James
May 1, 2002	PIT	Neagle, Jiménez
May 8, 2002	at MON	Chacón, Nitching, Mercker, R. White
July 15, 2002	at SD	Stark, Speier, T. Jones
Aug. 1, 2002	at PIT	Jennings, Speier, Jiménez
Aug. 9, 2002	CHC	Neagle, T. Jones, Jiménez
Aug. 12, 2002	at FLA	Jennings, Speier, T. Jones, Jiménez
Sept. 24, 2002	at LAD	Stark, T. Jones, Jiménez
April 20, 2003	SD	Chacón, Fuentes, Jiménez
May 18, 2003	MON	Chacón, Fuentes, Speier, Lopez, Reed, Jiménez
May 28, 2003	LAD	Chacón, Darenbourg
June 10, 2003	at MIN	Jennings, Fuentes
May 5, 2004	at MON	Kennedy, Harikkala, Fuentes, Nuñez, Chacón
June 24, 2004	at MIL	Cook, Chacón
June 10, 2005	DET	Wright, Witasick, Fuentes
June 30, 2005	at STL	Francis, Miceli, Witasick, Cortes
July 9, 2005	SD	Jennings, Witasick, Fuentes
May 3, 2006	CIN	Francis, Mesa, Fuentes
June 19, 2006	OAK	B. Kim, Ramirez, Mesa, King
June 20, 2006	OAK	Jennings, Martin, Fuentes
June 25, 2006	TEX	B. Kim, Mesa, Fuentes
May 23, 2007	at ARI	Francis, Corpas, Fuentes
June 30, 2007	at HOU	Francis, Hawkins, Affeldt
Aug. 15, 2007	at SD	U. Jiménez, Hawkins, Julio, Corpas
Sept. 12, 2007	at PHI	Bautista, Redman, Morillo, Newman
Sept. 16, 2007	FLA	Morales, Julio, Fuentes, Corpas
Sept. 26, 2007	at LAD	Fogg, Affeldt, Fuentes, Corpas
June 3, 2008	at LAD	Francis, Buchholz, Fuentes
June 11, 2008	SF	Jiménez, Buchholz, Fuentes
June 14, 2008	at CHW	De La Rosa, Grilli, Buchholz, Fuentes
July 27, 2008	at CIN	Jiménez, Speier, Vizzaino, Wells
Sept. 1, 2008	SF	De La Rosa, Corpas, Fuentes
Sept. 14, 2008	LAD	Cook, Fuentes, Corpas
Sept. 17, 2008	SD	Hernandez, Rusch, Speier, Corpas, Fuentes
April 7, 2009	at ARI	Jiménez, Corpas, Street
May 29, 2009	SD	Marquis, Street
July 3, 2009	ARI	De La Rosa, Peralta, Street
July 6, 2009	WSH	Marquis, Street
Aug. 12, 2009	PIT	Jiménez, Morales
April 9, 2010	SD	De La Rosa, Betancourt, Rogers
April 22, 2010	at WSH	Jiménez, Beimel, Morales
May 8, 2010	at LAD	Chacín, Flores, Beimel
May 20, 2010	at HOU	Jiménez, Belisle, Corpas
May 22, 2010	at KC	Francis, Beimel, Belisle, Corpas
June 12, 2010	HOU	Hammel, Corpas
June 18, 2010	MIL	Hammel, Beimel, Betancourt, Corpas
July 18, 2010	at CIN	Cook, Beimel, Betancourt, Street
July 20, 2010	at FLA	Francis, Chacín, Flores
Aug. 22, 2010	at ARI	Chacín, Beimel, Street
April 5, 2011	LAD	Chacín, Betancourt, Street
June 6, 2011	at SD	Mortensen, Brothers, Belisle, Betancourt, Reynolds, Street
July 1, 2011	KC	Nicasio, Escalona
July 15, 2011	MIL	Nicasio, Lindstrom, Street
Sept. 2, 2011	at SD	Millwood, Brothers, Betancourt
June 4, 2012	at ARI	Friedrich, Belisle, Ottavino
Aug. 6, 2012	at LAD	Pomeranz, Ottavino, Belisle, Betancourt
Aug. 10, 2012	at SF	Chatwood, Ottavino, Belisle, Betancourt
Aug. 23, 2012	at NYM	Chatwood, Ottavino, Brothers, Harris, Belisle
Aug. 27, 2012	LAD	Francis, Roenicke, Brothers, Belisle
Sept. 4, 2012	at ATL	Pomeranz, Torres, Brothers, Belisle
Sept. 26, 2012	CHC	Pomeranz, White, Scahill
May 7, 2013	NYN	De La Rosa, Belisle, Brothers, Betancourt
May 19, 2013	SF	Nicasio, Belisle, Brothers, Betancourt
May 24, 2013	at SF	Chatwood, Outman, Belisle, Lopez
July 12, 2013	at LAD	Nicasio, Brothers, Betancourt

Date	Opp.	Pitchers
Sept. 28, 2013	at LAD	Nicasio, Outman, Ottavino, Belisle, Bettis, Brothers
April 12, 2014	at SF	Anderson, Kahnle, Belisle, Ottavino, Brothers, Hawkins
August 30, 2014	at ARI	Matzek, Brown, Friedrich, Ottavino, Hawkins
Sept. 7, 2014	SD	Morales, Brown, Ottavino, Friedrich
April 6, 2015	at MIL	Kendrick, Betancourt, Friedrich
April 13, 2015	at SF	Butler, Brown, Friedrich, Logan, Betancourt
Aug. 30, 2015	at PIT	De La Rosa, Oberg, Friedrich, Diaz, Axford
April 17, 2016	at CHC	Chatwood, Castro, McGee
April 29, 2016	at ARI	Chatwood, Germen, Miller, Oberg
May 4, 2016	at SD	Chatwood, McGee
May 8, 2016	at SF	Butler, Logan, Estevez, Qualls, McGee
June 8, 2016	at LAD	Rusin, Qualls, Logan, Estevez, McGee
Aug. 31, 2016	LAD	Anderson, Rusin, Logan, Estevez
Sept. 28, 2016	at SF	Chatwood, Logan, Ottavino
April 23, 2017	SF	Freeland, Oberg, Rusin
May 10, 2017	CHC	Márquez, Holland
May 26, 2017	STL	Senzatela, Lyles
July 9, 2017	CWS	Freeland, Lyles
Aug. 14, 2017	ATL	Bettis, Dunn, Holland
Aug. 27, 2017	at ATL	Gray, Neshek, Dunn McGee
Sept. 16, 2017	SD	Anderson, Freeland, Hoffman
Sept. 22, 2017	at SD	Gray, Rusin, Neshek, McGee, Holland
Sept. 26, 2017	MIA	Anderson, Rusin, Gray
Sept. 29, 2017	LAD	Bettis, Estévez, Oberg
April 17, 2018	at PIT	Bettis, Shaw, McGee, Davis
April 24, 2018	SD	Freeland Shaw, Pomerans
April 27, 2018	at MIA	Anderson, Senzatela, Shaw, McGee, Ottavino, Davis
May 5, 2018	at NYM	Gettis, Ottavino, Davis
May 12, 2018	MIL	Freeland, Shaw, Dunn, Ottavino, Davis
July 4, 2018	SF	Anderson, Davis
Aug. 6, 2018	PIT	Freeland, Oh, Davis
Sept. 23, 2018	at ARI	Freeland, Ottavino, Oh, Davis
Sept. 26, 2018	PHI	Márquez, Oh, Shaw
Sept. 30, 2018	WSH	Anderson, Oh, Rusin
April 3, 2019	at TB	Márquez, Dunn, Oberg, Musgrave, Davis
May 21, 2019	at PIT	Márquez, Estévez
June 24, 2019	at SF	Gray, Diaz, Oberg, Davis
Aug. 16, 2019	MIA	Gray, Oberg
Aug. 8, 2020	at SEA	Castellani, Hoffman, Almonte, Diehl
April 7, 2021	ARI	Senzatela, Sheffield
July 28, 2021	PIT	Freeland, Kinley, Chacín, Estévez, Bard
July 10, 2021	at SD	Márquez, Estévez, Bard
Aug. 29, 2021	at LAD	Senzatela, Kinley, Estévez
Sept. 18, 2021	at WSH	Freeland, Almonte, Stephenson, Bard

COMPLETE-GAME SHUTOUTS (33)

Pitcher	Date	Opp.	H	BB	SO
David Nied	June 21, 1994	HOU	4	1	4
Mark Thompson	Aug. 6, 1996	FLA	7	4	4
Roger Bailey	April 16, 1997	at CHC	5	1	0
Roger Bailey	May 4, 1997	PHI	9	0	3
John Thomson	Aug. 6, 1997	at NYM	4	3	2
Darryl Kile	April 30, 1998	at NYM	4	5	8
Mark Brownson*	July 21, 1998	at HOU	4	1	7
Brian Bohanon	Aug. 28, 1999 (2)	PHI	4	4	10
Brian Bohanon	Sept. 13, 2000	at SD	9	3	3
Mike Hampton	May 9, 2001	NYM	7	3	5
Pedro Astacio	July 5, 2001	at SD	3	2	7
Jason Jennings*	Aug. 23, 2001	at NYM	5	4	8
John Thomson	Sept. 30, 2001	MIL	5	3	9
Sunny Kim	Sept. 24, 2005	SF	3	1	3
Jason Jennings	May 6, 2006	HOU	7	1	9
Jason Jennings	May 29, 2006	at SD	2	3	7
Josh Fogg	June 30, 2006	at SEA	2	1	1
Jeff Francis	July 24, 2006	STL	2	0	8
Jeff Francis	Aug. 29, 2007	at SF	6	1	3
Aaron Cook	July 1, 2008	SD	5	0	4
Aaron Cook	May 21, 2009	at ATL	4	1	3
Jason Marquis	June 30, 2009	at LAD	2	0	3
Ubaldo Jiménez	April 17, 2010	at ATL	0	6	7
Ubaldo Jiménez	May 31, 2010	at SF	4	2	9
Jhoulys Chacín	April 15, 2011	CHC	6	2	7
Ubaldo Jiménez	June 1, 2011	at LAD	4	0	7
Tyler Matzek	Sept. 5, 2014	SD	3	1	6
Chris Rusin	Aug. 16, 2015	SD	5	1	4
Chad Bettis	Sept. 5, 2016	SF	2	0	7
Jon Gray	Sept. 17, 2016	SD	4	0	16
Tyler Chatwood	April 15, 2017	at SF	2	1	4
Germán Márquez	April 14, 2019	at SF	1	0	9
Germán Márquez	June 29, 2021	PIT	1	1	5

*Major League debut Purple Bold Indicates at Coors Field

(Franchise Bests, continued)

COMPLETE GAMES (117)

Date	Pitcher	Opp.	Result	Date	Pitcher	Opp.	Result
April 15, 1993	Nied	NYM	W, 5-3	June 3, 2001	Astacio	SF	W, 11-2
April 27, 1993	B. Henry	CHC	W, 11-2	July 5, 2001	Astacio	at SD	W, 4-0
April 30, 1993	Reynoso	at FLA	W, 6-2	July 17, 2001	Astacio	at OAK	L, 2-3
May 10, 1993	Reynoso	SF	W, 7-4	July 23, 2001	Hampton	SF	W, 8-2
May 31, 1993	Reynoso	PIT	W, 6-2	Aug. 23, 2001	Jennings	at NYM	W, 10-0
June 26, 1993	Reynoso	at SF	W, 5-1	Sept. 30, 2001	Thomson	MIL	W, 10-0
Aug. 10, 1993	Bottenfield	at LA	W, 4-2	Aug. 30, 2002	Neagle	at SD	L, 0-2
Aug. 12, 1993	Blair	at LA	W, 4-1	April 18, 2003	Cook	SD	W, 12-1
Aug. 29, 1993	Painter	at NYM	W, 6-1	May 21, 2003	Jennings	at LA	L, 2-3
April 23, 1994	G.V. Harris	CHC	W, 8-2	Aug. 31, 2003	Oliver	at LA	L, 0-3
May 3, 1994	Reynoso	STL	W, 10-1	April 22, 2004	Estes	LA	W, 7-1(6)
June 21, 1994	Nied	HOU	W, 8-0	Aug. 1, 2004	Cook	ARI	W, 10-2
July 7, 1994	Nied	at FLA	W, 2-1	Oct. 1, 2004	Kennedy	at HOU	L, 2-4
July 24, 1995	Rekar	at PHI	W, 11-3	April 22, 2005	Jennings	LA	W, 9-1
May 5, 1996	Ritz	FLA	W, 5-4	Sept. 11, 2005	Cook	ARI	W, 7-2
May 19, 1996	M. Thompson	STL	W, 10-3	Sept. 24, 2005	S. Kim	SF	W, 6-0
June 27, 1996	Ritz	LA	W, 13-1	Oct. 2, 2005	Cook	at NYM	W, 11-3
Aug. 6, 1996	M. Thompson	FLA	W, 11-0	May 6, 2006	Jennings	vs. HOU	W, 5-0
Aug. 24, 1996	M. Thompson	PIT	W, 9-3	May 29, 2006	Jennings	at SD	W, 5-0
April 16, 1997	R. Bailey	at CHC	W, 4-0	June 30, 2006	Fogg	at SEA	W, 2-0
April 22, 1997	R. Bailey	FLA	W, 13-4	July 24, 2006	Francis	vs. STL	W, 7-0
May 4, 1997	R. Bailey	PHI	W, 9-0	July 25, 2006	Jennings	vs. STL	L, 0-1
May 9, 1997	R. Bailey	at PHI	L, 1-3	May 26, 2007	Cook	at SF	W, 6-1
June 1, 1997	Thomson	at FLA	W, 9-2	June 10, 2007	Hirsh	at BAL	W, 6-1
June 14, 1997	R. Bailey	at OAK	W, 7-1	July 25, 2007	Cook	vs. SD	W, 10-2
June 28, 1997	Ritz	SF	W, 9-2	Aug. 29, 2007	Francis	at SF	W, 8-0
July 24, 1997	Jam. Wright	CHC	W, 7-1	May 25, 2008	Cook	vs. NYM	W, 4-1
Aug. 6, 1997	Thomson	at NYM	W, 4-0	July 1, 2008	Cook	vs. SD	W, 4-0
April 30, 1998	Kile	at NYM	W, 4-0	July 22, 2008	Jiménez	vs. LAD	W, 10-1
June 4, 1998	Thomson	ARI	W, 5-2	May 2, 2009	Marquis	at ATL	W, 5-1
June 12, 1998	Kile	at LA	L, 1-2	May 21, 2009	Cook	at LAD	W, 9-0
June 21, 1998	B. Jones	LA	W, 11-6	June 12, 2009	Jiménez	vs. SEA	W, 6-4
July 21, 1998	Brownson	at HOU	W, 5-0	June 30, 2009	Marquis	at LAD	W, 3-0
Aug. 5, 1998	Jam. Wright	at PIT	W, 6-2	July 1, 2009	Hammel	at LAD	L, 0-1
Aug. 6, 1998	Thomson	at PIT	W, 5-1	*April 17, 2010	Jiménez	at ATL	W, 4-0
Aug. 9, 1998	Kile	NYM	W, 11-4	April 24, 2010	Cook	vs. FLA	W, 8-1
Sept. 10, 1998	Kile	FLA	W, 3-1	May 31, 2010	Jiménez	at SF	W, 4-0
April 29, 1999	Kile	at STL	W, 6-2	June 11, 2010	Jiménez	vs. TOR	W, 5-3
May 14, 1999	Bohanon	at ARI	W, 4-1	June 26, 2010	Cook	at LAA	L, 4-2
May 16, 1999	Astacio	at ARI	W, 5-1	Sept. 1, 2010	Jiménez	at SF	L, 2-1
May 26, 1999	Astacio	at HOU	L, 2-3	April 15, 2011	Chacín	vs. CHC	W, 5-0
June 23, 1999	Astacio	CHC	W, 10-1	May 18, 2011	De La Rosa	at PHI	L, 2-1
July 6, 1999	Astacio	LA	W, 5-2	May 22, 2011	Jiménez	at MIL	L, 3-1
Aug. 5, 1999	Astacio	at CIN	W, 2-1	June 1, 2011	Jiménez	at LAD	L, 3-0
Aug. 20, 1999	Astacio	at CHC	W, 11-3	Aug. 11, 2011	Chacín	at CIN	L, 2-1
Aug. 28, 1999	Bohanon	PHI (2)	W, 4-0	July 13, 2013	Chatwood	at LAD	L, 1-0
Sept. 4, 1999	Bohanon	at NYM	L, 2-4	Sept. 5, 2014	Matzek	vs. SD	W, 3-0
Sept. 19, 1999	Thomson	LA	L, 2-5(7)	May 8, 2015	Butler	vs. LAD	W, 2-1 (5.1)
Sept. 29, 1999	Astacio	at ARI	W, 4-1	Aug. 16, 2015	Rusin	vs. SD	W, 5-0
May 8, 2000	Astacio	at HOU	W, 3-1	Sept. 3, 2015	Rusin	vs. SF	W, 11-3
June 20, 2000	Astacio	at CIN	L, 2-3	Sept. 16, 2015	De La Rosa	at LAD	L, 0-2
Aug. 20, 2000	Astacio	FLA	W, 13-4	Sept. 5, 2016	Bettis	vs. SF	W, 6-0
Aug. 27, 2000	Bohanon	at PIT	W, 9-2	Sept. 17, 2016	Gray	vs. SD	W, 8-0
Sept. 5, 2000	Tavarez	CHC	W, 10-2	April 15, 2017	Chatwood	at SF	W, 5-0
Sept. 13, 2000	Bohanon	at SD	W, 11-0	April 14, 2019	Márquez	at SF	W, 4-0
Sept. 23, 2000	Wasdin	FLA	L, 1-3(7)	Sept. 15, 2020	Senzatela	vs. OAK	W, 3-1
May 9, 2001	Hampton	NYM	W, 6-0	April 17, 2021	Márquez	vs. NYM	W, 7-2 (7.0)
May 18, 2001	Astacio	at FLA	L, 1-2	May 27, 2021	Márquez	at NYM	L, 0-1 (6.0)
				June 29, 2021	Márquez	vs. PIT	W, 8-0

*Purple Bold indicates No-Hitter

Record Book

NINE-INNING INCOMPLETE GAMES (6)

Pitcher	Date	Opp.	IP	H	R	ER	BB	SO	Result
Willie Blair	May 18, 1993	at San Diego	9.0	7	1	1	1	8	Colorado won, 2-1, in 11 innings
Pedro Astacio	June 14, 1998	at Los Angeles	9.0	3	1	1	1	6	Colorado won, 3-2, in 12 innings
Darryl Kile	Sept. 20, 1998	at San Diego	10.0	3	0	0	2	7	Colorado won, 1-0, in 11 innings
Pedro Astacio	Aug. 10, 1999	at Milwaukee	9.0	2	1	0	1	9	Colorado lost, 2-1, in 10 innings
Pedro Astacio	June 3, 2000	at Milwaukee	9.0	5	1	0	3	7	Colorado lost, 2-1, in 12 innings
Aaron Cook	April 8, 2007	at San Diego	9.0	5	1	1	0	4	Colorado lost, 2-1 in 10 innings

TOP STRIKEOUT PERFORMANCES

Rockies

SO	Pitcher	Date	Opponent
16	Jon Gray	Sept. 17, 2016	San Diego
14	Darryl Kile	Aug. 20, 1998	at Montreal
13	Germán Márquez	Aug. 30, 2018	at San Diego
13	Ubaldo Jiménez	May 3, 2010	at San Diego
13	Shawn Chacón	June 7, 2001	Houston
12	Jon Gray	June 22, 2018	Miami
12	Jon Gray	June 5, 2016	at San Diego
12	Jhoulys Chacín	June 27, 2010	at Los Angeles-AL
12	Jorge De La Rosa	May 9, 2009	Florida
12	John Thomson	Oct. 7, 2001	at San Diego
12	Pedro Astacio	Aug. 1, 2000	at Chicago-NL
12	Darryl Kile	Aug. 30, 1998	Chicago-NL
12	Pedro Astacio	Sept. 14, 1997	at Atlanta

Strikeouts By Reliever

SO	Pitcher	Date	Opponent
9	Bruce Ruffin	Sept. 14, 1993(1)	Houston
8	Chi Chi González	Sept. 21, 2019	at Los Angeles-NL
7	Allan Simpson	Aug. 8, 2004	Cincinnati
6	12 times		

Opponents

SO	Pitcher	Date	Opponent
17	Randy Johnson	April 21, 2002	at Arizona
17	Chris Sale	May 14, 2019	at Boston
16	Walker Buehler	June 21, 2019	at Los Angeles-NL
15	Clayton Kershaw	June 18, 2014	at Los Angeles-NL
14	Jacob deGrom	April 17, 2021	vs. New York-NL
14	Jon Lester	July 29, 2015	at Chicago-NL
14	A.J. Burnett	Aug. 29, 2004	at Florida
14	Randy Johnson	July 25, 2004	at Arizona
14	Randy Johnson	April 13, 2001	Arizona
14	Terry Mulholland	June 4, 1993	at Philadelphia

Strikeouts, Consecutive Starts

SO	Pitcher	Date	Opponent
26	Jon Gray	Sept. 17-23, 2016	SD, at LAD
24	Germán Márquez	Aug. 30-Sept. 4, 2018	at SD, SF
22	Germán Márquez	Sept. 21-26, 2018	at ARI, PHI
22	Darryl Kile	Aug. 15-20, 1998	PHI, at MON
22	Jorge De La Rosa	May 9-15, 2009	FLA, at PIT

DOUBLEHEADERS (57-67)

(Date, Opponent, Result)

- ***Aug. 6, 1993** at San Diego 0-2 (L 3-6, L 2-6)
- ***Aug. 21, 1993** vs. New York-NL 2-0 (W 4-3, W 8-6)
- ***Sept. 14, 1993** vs. Houston 2-0 (W 9-4, W 6-5+)
- ***June 28, 1994** vs. San Diego 1-1 (W 10-9, L 3-11+)
- ***July 4, 1994** at Chicago-NL 1-1 (L 3-4, W 4-2+)
- July 23, 1996** vs. New York-NL 2-0 (W 10-7, W 11-10)
- ***Aug. 17, 1996** at Cincinnati 0-2 (L 3-5, L 5-9)
- June 8, 1997** vs. Florida 1-1 (W 7-2, L 1-9)
- ***July 19, 1997** at Chicago-NL 0-2 (L 0-7, L 5-6)
- Aug. 25, 1997** vs. Cincinnati 0-2 (L 6-7, L 4-6)
- Sept. 6, 1997** vs. St. Louis 1-1 (L 7-10+, W 7-6)
- April 19, 1998** vs. Atlanta 1-1 (L 3-5, W 10-7)
- July 23, 1998** vs. Cincinnati 2-0 (W 6-4, W 6-4)
- ***Aug. 18, 1998** at New York-NL 0-2 (L 2-6, L 3-6)
- July 3, 1999** vs. San Diego 2-0 (W 12-10, W 8-6)
- July 22, 1999** at Los Angeles 2-0 (W 4-1, W 12-11)
- Aug. 13, 1999** vs. Montreal 0-2 (L 13-14+, L 6-8)
- Aug. 15, 1999** vs. Montreal 2-0 (W 8-2, W 12-4)
- Aug. 28, 1999** vs. Philadelphia 2-0 (W 11-6, W 4-0)
- April 16, 2000** vs. St. Louis 1-1 (L 3-9, W 14-13)
- July 4, 2000** at San Fran. 0-2 (L 1-4, L 0-3)
- July 17, 2000** vs. Oakland 1-1 (L 10-11, W 10-9+)
- ***Aug. 15, 2000** at New York-NL 0-2 (L 5-7, L 3-4)
- June 14, 2001** vs. Seattle 1-1 (W 8-2, L 1-5)
- ***May 8, 2003** at Atlanta 0-2 (L 6-12, L 2-5)
- June 7, 2003** vs. Kansas City 0-2 (L 11-13, L 5-9)
- May 1, 2004** vs. Atlanta 1-1 (W 3-2, L 7-11)
- Aug. 19, 2004** vs. New York-NL 0-2 (L 3-10, L 2-4)
- ***Sept. 23, 2004** vs. Arizona 2-0 (W 7-1, W 2-1+)
- ***May 13, 2004** vs. Pittsburgh 1-1 (W 7-5, L 2-11)
- ***Aug. 8, 2005** vs. Florida 2-0 (W 4-3+, W 5-3)

- Sept. 18, 2007** vs. Los Angeles-NL 2-0 (W 3-1, W 9-8)
- ***Aug. 7, 2008** vs. Washington 0-2 (L 3-6, L 3-6)
- July 30, 2009** at New York-NL 1-1 (L 0-7, W 4-2)
- ***Aug. 16, 2009** at Florida 1-1 (L 3-10, W 7-3)
- ***April 24, 2010** vs. Florida 1-1 (L 1-4, W 8-1)
- May 15, 2010** vs. Washington 2-0 (W 6-2, W 4-3)
- ***April 14, 2011** at New York-NL 2-0 (W 6-5, W 9-4)
- May 24, 2011** vs. Arizona 1-1 (W 12-4, L 2-5)
- ***April 25, 2012** vs. Pittsburgh 1-1 (W 2-1, L 1-5)
- May 28, 2012** vs. Houston 2-0 (W 9-7, W 7-6+)
- Sept. 9, 2012** at Philadelphia 0-2 (L 2-3, L 4-7)
- April 16, 2013** vs. New York-NL 2-0 (W 8-4, W 9-8+)
- April 23, 2013** vs. Atlanta 0-2 (L 3-4, L 2-10)
- Aug. 17, 2014** vs. Cincinnati 2-0 (W 10-9, W 10-5)
- ***May 6, 2015** vs. Arizona 0-2 (L 7-13, L 1-5)
- May 23, 2015** vs. San Francisco 1-1 (L 8-10, W 5-3)
- June 2, 2015** vs. Los Angeles-NL 1-1 (W 6-3, L 8-9)
- Sept. 1, 2015** vs. Arizona 0-2 (L 4-6, L 3-5)
- Aug. 31, 2016** vs. Los Angeles-NL 1-1 (W 7-0, L 8-10)
- ***May 9, 2017** vs. Chicago-NL 1-1 (W 10-4, L 1-8)
- May 18, 2017** at Minnesota 1-1 (W 5-1, L 0-2)
- July 30, 2017** at Washington 1-1 (W 10-6, L 1-3)
- July 15, 2019** vs. San Francisco 0-2 (L 2-19, L 1-2)
- July 24, 2019** at Washington 0-2 (L 2-3, L 0-2)
- ***Sept. 25, 2020** at Arizona 0-2 (L 0-4, L 5-11)
- ***April 17, 2021** vs. New York-NL 1-1 (W 7-2, L 3-4)
- ***May 4, 2021** vs. San Francisco 1-1 (L 4-12, W 8-6)
- ***May 12, 2021** vs. San Diego 1-1 (L 3-5, W 3-2)
- ***May 27, 2021** at New York-NL 0-2 (L 0-1, L 2-4)
- ***May 29, 2021** at Pittsburgh 0-2 (L 0-7, L 0-4)
- ***Aug. 25, 2021** at Chicago-NL 1-1 (L 2-5, W 13-10)

* – Traditional doubleheader. All others are split doubleheaders
 + – extra innings

Franchise Superlatives

LONGEST WINNING & LOSING STREAKS

Longest Winning Streaks

Games	Dates
11	June 4-14, 2009
11	Sept. 16-27, 2007
10	Sept. 3-12, 2010
9	Aug. 26-Sept. 5, 1997
8	May 26-June 2, 2019
8	Sept. 21-28, 2018
8	April 12-20, 2013
8	Sept. 4-11, 2009
8	Sept. 8-15, 1996
8	July 7-17, 1996
7	July 11-21, 2018
7	June 3-10, 2017
7	April 9-15, 2011
7	May 22-29, 2007
7	Sept. 6-12, 1998
7	April 3-12, 1997
7	May 14-22, 1996

Longest Losing Streaks

Games	Dates
13	July 25-Aug. 6, 1993(2)
11	April 28-May 13, 2015
11	July 4-17, 2000
10	April 24-May 7, 2005
9	Aug. 27-Sept. 4, 2019
9	Sept. 15-23, 2012
9	Sept. 15-23, 2011
9	Aug. 24-Sept. 1, 2002
9	June 24-July 2, 1999

LONGEST & SHORTEST GAMES

Longest Game, Nine Innings

Time	Date	Opponent	Score
4:30*	June 25, 2016	Arizona	L, 9-10
4:20	June 30, 1996	Los Angeles	W, 16-15
4:19	April 16, 2000 (2)	St. Louis	W, 14-13
4:19	June 15, 2017	at Los Angeles-NL	L, 6-12
4:12	June 28, 2000	San Francisco	W, 17-13
4:08	Sept. 29, 2001	Milwaukee	W, 14-12
4:06	Sept. 2, 2019	at Los Angeles-NL	L, 9-16
4:04	Sept. 17, 2021	at Washington	W, 9-8

*National League record

Longest Game, Extra-innings

Time	Inn	Date	Opponent	Score
6:27	16	July 29, 2014	at Chicago-NL	L, 3-4
6:16	22	April 17, 2008	at San Diego	W, 2-1
5:35	18	April 12, 2019	at San Francisco	L, 2-3
5:31	16	Sept. 24, 2019	at San Francisco	W, 8-5
5:24	15	July 4, 2010	San Francisco	W, 4-3
5:23	16	Sept. 15, 2015	at Los Angeles-NL	W, 5-4
5:21	18	Aug. 15, 2006	Arizona	L, 1-2
5:11	14	April 8, 2011	at Pittsburgh	L, 3-4
5:09	15	Sept. 19, 2013	St. Louis	W, 7-6

Most Innings, Game

Inn	Date	Opponent	Score
22	April 17, 2008	at San Diego	W, 2-1
18	April 12, 2019	at San Francisco	L, 2-3
18	Aug. 15, 2006	Arizona	L, 1-2
16	Sept. 24, 2019	at San Francisco	W, 8-5
16	Sept. 15, 2015	at Los Angeles-NL	W, 5-4
16	July 29, 2014	at Chicago-NL	L, 3-4
16	Sept. 16, 2006	at Arizona	L, 6-7
15	Sept. 19, 2013	St. Louis	W, 7-6
15	July 4, 2010	San Francisco	W, 4-3
15	July 4, 1994 (2)	at Chicago-NL	W, 4-2

Shortest Games, Overall

Time	Date	Opponent	Score
1:41 (6)	May 8, 2015	Los Angeles-NL	L, 1-2
1:41 (7)	May 23, 1998	at Cincinnati	L, 1-4
1:51 (7)	Sept. 23, 2000	Florida	L, 1-3
1:52	June 30, 2006	at Seattle	W, 2-0
1:53 (6)	April 22, 2004	Los Angeles-NL	W, 7-1
1:54 (7)	May 27, 2021 (G1)	New York-NL	L, 0-1
1:55 (6)	June 11, 2010	Toronto	W, 5-3
1:55	June 25, 2002	at Los Angeles-NL	L, 0-4
1:55	June 24, 1995	at San Diego	L, 0-2
1:56	May 20, 2004	at Cincinnati	L, 1-3
1:56	Aug. 11, 1995	at Atlanta	L, 3-5
1:58 (7)	Aug. 1, 2001	Philadelphia	L, 1-8
1:58	July 1, 2008	San Diego	W, 4-0
1:59	June 27, 1993	at San Francisco	L, 0-5
1:59	Sept. 25, 1993	Cincinnati	W, 6-0
1:59 (6)	Aug. 10, 1994	Atlanta	W, 1-0

Shortest Games, Coors Field

Time	Date	Opponent	Score
1:41 (6)	May 8, 2015	Los Angeles-NL	L, 1-2
1:51 (7)	Sept. 23, 2000	Florida	L, 1-3
1:53 (6)	April 22, 2004	Los Angeles-NL	W, 7-1
1:55 (7)*	May 27, 2021 (G1)	New York-NL	L, 0-1
1:55 (6)	June 11, 2010	Toronto	W, 5-3
1:58	July 1, 2008	San Diego	W, 4-0
1:58 (7)	Aug. 1, 2001	Philadelphia	L, 1-8
2:02 (6)	Sept. 19, 1999	Los Angeles-NL	L, 2-5
2:04 (6)	June 8, 2014	Los Angeles-NL	L, 6-1
2:05	April 7, 2008	Atlanta	W, 2-1
2:06 (7)	Aug. 26, 1996	Cincinnati	W, 9-5
2:06	July 31, 2006	Milwaukee	W, 4-2

(7)—Rain-shortened, seven innings (6)—Rain-shortened, six innings
* - regulation, seven inning doubleheader

HOMESTANDS & ROAD TRIPS

Best Homestands

(min. two opponents)

Table with 4 columns: Dates, Opponents, W, L, Pct. Lists best homestand records for various teams.

Worst Homestands

(min. two opponents)

Table with 4 columns: Dates, Opponents, W, L, Pct. Lists worst homestand records for various teams.

Worst Road Trips

(min. two opponents)

Table with 4 columns: Dates, Opponents, W, L, Pct. Lists worst road trip records for various teams.

Best Road Trips

(min. two opponents)

Table with 4 columns: Dates, Opponents, W, L, Pct. Lists best road trip records for various teams.

Record Book

GAME 163, 2007

On Oct. 1, 2007, the Rockies vs. San Diego Padres matchup at Coors Field marked the seventh one-game playoff in Major League history. In the tiebreaker, Colorado took its first lead of the game into the sixth inning, battling back from a 5-3 deficit heading into the third inning. With the Rockies leading 6-5 with two outs in the eighth inning, Matt Holliday's miscue in left field allowed the Padres to score the tying run, pushing the game into extra innings. It stayed knotted at six until San Diego broke the tie with a Scott Hairston two-run home run off Jorge Julio in the 13th inning. With an 8-6 lead, the Padres called on Trevor Hoffman to try and seal a victory for San Diego. With their backs against the wall and the Rockies' season on the line, Kazuo Matsui led off the bottom half of the frame with a double and then scored on Troy Tulowitzki's double to bring the Rockies within a run. Holliday followed with a first-pitch triple, scoring Tulowitzki to tie the game at eight. The Padres chose to intentionally walk Todd Helton in order to face Jamey Carroll with Holliday and the winning run on third. Carroll hit the first pitch he saw from Hoffman to right field, where Brian Giles caught the ball and threw home to try and cut down Holliday. Holliday tagged from third and, diving head first into home plate, decisively beat Giles' throw to win the game, 9-8 in 13 innings, sending them to the postseason.

Home Run History

30-HOME RUN SEASONS (43)

No.	Player	Year	No.	Player	Year	No.	Player	Year
49	Todd Helton	2001	38	Larry Walker	2001	33	Todd Helton	2003
49	Larry Walker	1997	37	Trevor Story	2018	33	Vinny Castilla	1999
47	Andres Galarraga	1996	37	Nolan Arenado	2017	32	Charlie Blackmon	2019
46	Vinny Castilla	1998	37	Charlie Blackmon	2017	32	Troy Tulowitzki	2009
42	Nolan Arenado	2015	37	Jeromy Burnitz	2004	32	Todd Helton	2004
42	Todd Helton	2000	37	Larry Walker	1999	32	Ellis Burks	1997
41	Nolan Arenado	2019	36	Matt Holliday	2007	32	Vinny Castilla	1995
41	Nolan Arenado	2016	36	Preston Wilson	2003	31	Dante Bichette	1996
41	Andres Galarraga	1997	36	Larry Walker	1995	31	Andres Galarraga	1995
40	Carlos González	2015	35	Trevor Story	2019	31	Andres Galarraga	1994
40	Vinny Castilla	1997	35	Vinny Castilla	2004	30	Mark Reynolds	2017
40	Dante Bichette	1995	35	Todd Helton	1999	30	Troy Tulowitzki	2011
40	Ellis Burks	1996	34	Carlos González	2010	30	Todd Helton	2002
40	Vinny Castilla	1996	34	Matt Holliday	2006			
38	Nolan Arenado	2018	34	Dante Bichette	1999			

GAMES WITH THREE HOME RUNS

Rockies (18)

Date	Player	Opponent
April 6, 2021	Ryan McMahon	Arizona
Sept. 5, 2018	Trevor Story	San Francisco
July 19, 2017	Nolan Arenado	San Diego
Aug. 12, 2016	Charlie Blackmon	at Philadelphia
June 5, 2013	Carlos González	at Cincinnati
May 30, 2012	Carlos González	Houston
May 19, 2011	Jason Giambi	at Philadelphia
June 25, 2004 (10)	Larry Walker	at Cleveland
May 29, 2003	Todd Helton	Los Angeles
Aug. 17, 2001	Jose Ortiz	Florida
April 15, 2001	Todd Hollandsworth	Arizona
June 28, 2000	Jeff Cirillo	San Francisco
May 1, 2000	Todd Helton	Montreal
June 5, 1999	Vinny Castilla	Milwaukee
April 28, 1999	Larry Walker	at St. Louis
Sept. 22, 1998	Mike Lansing	Arizona
April 5, 1997	Larry Walker	at Montreal
June 25, 1995	Andres Galarraga	at San Diego

Opponents (18)

Date	Player	Team
Sept. 1, 2020	Alex Dickerson	San Francisco
June 14, 2019	Hunter Renfro	San Diego
April 3, 2018	Christian Villanueva	at San Diego
April 26, 2016	Andrew McCutchen	Pittsburgh
Aug. 21, 2015	Yoenis Céspedes	New York-NL
May 12, 2011	Carlos Beltran	New York-NL
June 24, 2010	Dustin Pedoria	Boston
Sept. 6, 2009	Chris Young	Arizona
Sept. 16, 2003	Richard Hidalgo	Houston
July 7, 2003	Shea Hillenbrand	at Arizona
Aug. 27, 2002	Barry Bonds	San Francisco
Aug. 10, 2002	Sammy Sosa	Chicago-NL
Oct. 6, 2001	Phil Nevin	at San Diego
Sept. 9, 2001	Barry Bonds	San Francisco
Aug. 9, 2001	Sammy Sosa	at Chicago-NL
May 19, 1999	Jeffrey Hammonds	Cincinnati
June 29, 1996	Mike Piazza	Los Angeles-NL
Aug. 15, 1995	Reggie Sanders	at Cincinnati

INNINGS WITH THREE OR MORE HOME RUNS (34)

No.	Date, Opp.	Inn.	Batters	No.	Date, Opp.	Inn.	Batters
4	6/20/21 vs. MIL	6	Daza, Story, Cron, Fuentes	3	7/31/99 at STL	3	Helton, Bichette, Castilla
4	4/2/21 vs. LAD	7	Blackmon, McMahon, Nuñez, Hilliard	3	4/25/99 at SF	7	Lansing, Echevarria, Hamilton
4	6/6/99 vs. MIL	7	Blanco, Perez, Bichette, Echevarria	3	6/7/97 vs. FLA	1	Walker, Galarraga, Bichette
3	8/6/21 vs. MIA	4	Blackmon, Cron, Diaz	3	5/29/97 at FLA	6	Walker, Galarraga, Bichette
3	9/26/18 vs. PHI	5	Dahl, Story, Desmond	3	4/5/97 at MON	7	Burks, Walker, Castilla
3	6/19/18 vs. NYM	3	Arenado, Story, Desmond	3	9/2/96 at PIT	3	Castilla, Ritz, Weiss
3	7/23/17 vs. PIT	6	Story, Valaika, Reynolds	3	7/23/96 (2) vs. NYM	1	Bichette, Galarraga, Castilla
3	7/19/17 vs. SD	4	Arenado, Story, Blackmon	3	6/14/96 vs. PHI	1	Burks, Vander Wal, Castilla
3	6/20/16 at MIA	2	Story, Reynolds, Hundley	3	5/4/96 vs. FLA	1	E. Young, Burks, Galarraga
3	4/5/16 at ARI	4	Story, Hundley, LeMahieu	3	8/1/95 vs. LA	4	Kingery, Bichette, Galarraga
3	9/25/15 vs. LAD	4	Blackmon, González, Dickerson	3	7/23/95 vs. NYM	1	Bichette, Castilla, Burks
3	7/26/15 vs. CIN	3	Arenado, Paulsen, González	3	7/7/95 vs. MON	2	Walker, Galarraga, Castilla
3	5/27/10 vs. ARI	7	Smith, González, Spilborghs	3	5/6/95 vs. LAD	7	Bichette, Mejia, Kingery
3	4/27/04 vs. FLA	4	Burnitz, Johnson, Holliday	3	6/10/94 at CIN	8	Bichette, Vander Wal, Castilla
3	9/28/03 at SD	7	Johnson, Norton, Payton	3	5/3/94 vs. STL	8	Bichette, Burks, Mejia
3	6/22/02 vs. TB	5	Butler, Walker, Helton				
3	6/8/01 vs. STL	8	Helton, Gant, Norton				
3	5/10/01 vs. NYM	6	Perez, Gant, Helton				
3	9/1/99 vs. PIT	6	Helton, Barry, Perez				

TOP TEAM HOME RUN GAMES

Rockies

No.	Date, Opp.
7	May 31, 2016 vs. Cincinnati
7	April 5, 1997 at Montreal
6	Aug. 8, 2021 vs. Miami
6	June 5, 2013 at Cincinnati
6	July 4, 2008 vs. Miami
6	Sept. 17, 1999 vs. Los Angeles-NL
6	Aug. 14, 1999 vs. Montreal
6	June 9, 1999 vs. Seattle

Opponents

No.	Date, Opp.
7	Aug. 23, 2020 at Los Angeles-NL
7	Sept. 2, 2019 at Los Angeles-NL
7	July 2, 2002 vs. San Francisco
6	17 Times

(Home Run History, continued)

PINCH-HIT HOME RUNS (182)

Table with columns: Player, Date, Inn., On, Opp., Pitcher. Lists players like Jim Tatum, Daryl Boston, Jay Gainer, Howard Johnson, etc., with their respective pinch-hit home run statistics.

Table with columns: Player, Date, Inn., On, Opp., Pitcher. Lists players like Ian Stewart, Seth Smith, Ian Stewart, Clint Barmes, etc., with their respective pinch-hit home run statistics.

Bold: Grand slams
*Inside-the-Park
^Walk-off

(Home Run History, continued)

HOME RUNS BY PITCHERS (49)

Player	Date	Opp.	Pitcher	Player	Date	Opp.	Pitcher
Armando Reynoso	5/10/93	SF	Trevor Wilson	Jason Jennings	8/23/01	at NYM	Donnie Wall
Armando Reynoso	8/28/93	at NYM	Bobby Jones	Denny Neagle (GS)	9/29/01	MIL	Jimmy Haynes
Marvin Freeman	6/18/94	at LAD	Ramon Martinez	Mike Hampton	5/11/02	at NYM	Al Leiter
Bill Swift	5/7/95	LAD	Hideo Nomo	Denny Stark	5/18/02	ATL	Kevin Millwood
Marvin Freeman	5/23/95	CHC	Foster Foster	Mike Hampton	6/24/02	at LAD	Kazuhisa Ishii
Roger Bailey	7/20/96	at SD	Andy Ashby	Mike Hampton	8/29/02	SF	Livan Hernandez
Kevin Ritz	9/2/96	at PIT	Esteban Loaiza	Shawn Chacón	4/15/03	at ARI	John Patterson
Darren Holmes	4/13/97	MON	Carlos Perez	Darren Oliver	7/10/03	SF	Brian Powell
Mark Thompson	4/15/97	at CHC	Kent Bottenfield	Jason Jennings	5/8/04	at CHC	Greg Maddux
Jamey Wright	8/5/98	at PIT	Francisco Cordova	Jason Hammel	5/20/11	at MIL	Zack Greinke
Curtis Leskanic	6/9/99	SEA	Rafael Carmona	Kevin Millwood	9/7/11	ARI	Joe Saunders
Brian Bohanon	9/10/99	MIL	Bill Pulsipher	Kevin Millwood	9/25/11	at HOU	Lance Pendleton
Masato Yoshii	5/26/00	PIT	Francisco Cordova	Drew Pomeranz	5/7/12	at SD	Edinson Volquez
Gabe White	6/10/00	TEX	Matt Perisho	Alex White	9/10/12	SF	Ryan Vogelsong
Brian Bohanon	8/11/00	at MON	Dustin Hermanson	Alex White	9/16/12	at SD	Andrew WVerner
Brian Bohanon	9/19/00	SD	Matt Clement	Jhoulys Chacin	9/20/13	ARI	Randall Delgado
Mike Hampton	4/7/01	SD	Woody Williams	Jordan Lyles	4/30/14	at ARI	Josh Collmenter
Mike Hampton	5/20/01	at FLA	Ryan Dempster	Chris Rusin	7/30/15	at STL	Carlos Martinez
Mike Hampton	6/5/01	HOU	Wade Miller	Kyle Kendrick	9/7/15	at SD	Ian Kennedy
Mike Hampton	6/5/01	HOU	Wade Miller	Tyler Anderson	7/9/16	PHI	Jerad Eickhoff
Mike Hampton	6/10/01	STL	Dustin Hermanson	Kyle Freeland	5/21/17	at CIN	Bronson Arroyo
Mike Hampton	7/11/01	at ARI	Miguel Batista	Jon Gray	7/5/17	CIN	Scott Feldman
Mike Hampton	8/9/01	at CHC	Felix Heredia	Germán Márquez	7/11/18	ARI	Daniel DeSclaso
Denny Neagle	8/12/01	at CIN	Lance Davis	Ian Desmond*	9/2/19	at LAD	Kenta Maeda
				Germán Márquez	7/31/21	at SD	Yu Darvish

*Position player pitching

GRAND SLAMS (122)

Player	Date	Inn.	Opp.	Pitcher	Player	Date	Inn.	Opp.	Pitcher
Jim Tatum (PH)	5/4/93	8	at CHC	Dan Plesac	Chris Iannetta	5/4/09	7	at SD	Clu Meredith
Charlie Hayes	7/26/93	8	ATL	Jay Howell	Ian Stewart	5/12/09	5	HOU	Tim Lincecum
Jay Gainer (PH)	9/20/93	4	SD	Doug Brocail	Chris Iannetta	5/13/09	9	HOU	Geoff Geary
Andres Galarraga	4/16/94	7	MON	Mel Rojas	Todd Helton	5/21/09	4	at ATL	James Parr
Andres Galarraga	5/30/94	6	at NYM	Mike Maddux	Ryan Spilborghs*	8/24/09	14	SF	Merkin Valdez
Dante Bichette	6/27/94	8	SD	Pablo Martinez	Ian Stewart	9/9/10	7	SD	Luke Gregerson
Howard Johnson (PH)	6/28/94(1)	4	SD	Mike Campbell	Melvin Mora	8/11/10	8	at NYM	Manny Acosta
Dante Bichette	7/17/94	3	STL	Rick Sutcliffe	Melvin Mora	9/18/10	8	at LAD	Jeff Weaver
Dante Bichette	5/3/95	1	SF	Trevor Wilson	Carlos González	9/23/10	7	at ARI	Blaine Boyer
Andres Galarraga	7/2/95	3	at LAD	Ramon Martinez	Eliezer Alfonzo	6/30/11	6	at SD	Luke Gregerson
Andres Galarraga	9/8/95	7	CIN	Chuck McElroy	Ramon Hernández	4/27/12	7	vs. NYM	Bobby Parnell
Vinny Castilla	4/6/96	1	at MON	Kirk Rueter	Todd Helton	4/29/12	8	vs. NYM	Tim Lincecum
Vinny Castilla	7/12/96	7	SD	Willie Blair	Michael Cuddyer	5/5/12	1	ATL	Mike Minor
Andres Galarraga	4/30/97	6	CHC	Ramon Tatis	Michael Cuddyer	5/30/12	1	HOU	Lucas Harrell
Andres Galarraga	5/31/97	4	at FLA	Kevin Brown	Todd Helton	6/12/12	1	OAK	Tommy Milone
Dante Bichette	9/10/97	7	HOU	John Hudek	Carlos González	7/20/12	3	at SD	Jason Marquis
Ellis Burks	5/2/98	9	at NYM	Greg McMichael	Dexter Fowler	9/11/12	8	SD	Miles Mikolas
Larry Walker (PH)	5/6/98	6	at PHI	Jerry Spradlin	Josh Rutledge	9/16/12	5	at SD	Nick Vincent
Larry Walker	5/29/98	8	HOU	Doug Henry	Nolan Arenado	5/4/13	7	TB	David Pate
Dante Bichette	8/10/98	7	MON	Anthony Telford	Jordan Pacheco	5/17/13	5	SF	Mason Bumgarner
Jeff Reedy (PH)	8/16/98	8	PHI	Ricky Botalico	Nolan Arenado	5/3/14	5	NYM	Jerry Mejia
Neifi Perez	7/2/99(2)	2	SD	Heath Murray	Ryan Wheeler	6/26/14	4	at MIL	Wily Peralta
Dante Bichette	9/17/99	5	LAD	Robinson Checo	Matt McBride	8/20/14	6	KC	Danny Duffy
Tom Goodwin	4/30/00	1	NYM	Dennis Cook	Michael Cuddyer	9/19/14	6	ARI	Eury De La Rosa
Jeffrey Hammonds	5/2/00	1	MON	Jeremy Powell	Carlos González	8/27/15	8	at WSH	Drew Storen
Tom Goodwin	7/17/00(2)	7	OAK	Mike Magrane	Carlos González	9/2/15	7	ARI	Keith Hessler
Larry Walker	8/11/00	6	at MON	Scott Forster	Nolan Arenado	9/26/15	1	LAD	Brett Anderson
Todd Hollandsworth	9/13/00	1	at SD	Adam Eaton	Charlie Blackmon	5/31/16	7	CIN	Dayan Diaz
Todd Helton	5/28/01	3	at LAD	Eric Gagne	Carlos González	6/26/16	5	ARI	Patrick Corbin
Denny Neagle	9/29/01	4	MIL	Jimmy Haynes	Ryan Raburn	7/15/16	9	at ATL	Dario Alvarez
Greg Norton	5/13/02	6	FLA	Gary Knotts	Stephen Cardullo	8/31/16 (2)	1	LAD	Bud Norris
Greg Norton	5/30/02	1	at SD	Bobby Jones	Nick Hundley	9/2/16	8	ARI	Silvino Bracho
Benny Abgayani	6/5/02	4	LAD	Omar Daal	Carlos González	9/5/16	3	SF	Matt Moore
Todd Hollandsworth	6/20/02	6	NYM	Mike Thurman	Nolan Arenado	9/21/16	2	STL	Luke Weaver
Todd Helton	8/7/02	5	CIN	Joey Hamilton	Trevor Story	4/21/17	4	SF	Johnny Cueto
Charles Johnson	6/7/03(1)	8	KC	Jason Grimsley	Ian Desmond	6/3/17	7	at SD	Jose M. Torres
Chris Stynes	6/19/03	1	SD	Brian Lawrence	Mark Reynolds	9/10/17	8	at LAD	Walker Buehler
Preston Wilson	8/28/03	7	SF	Jim Brower	Pat Valaika	9/16/17	7	SD	Cory Mazzoni
Larry Walker	9/23/03	1	ARI	Brandon Webb	Trevor Story	4/24/18	2	SD	Eric Lader
C. Johnson	4/7/04	8	at ARI	Andrew Good	Raimel Tapia (PH)	7/20/18	7	at STL	Archie Bradley
Matt Holliday	6/12/04	6	at TB	Rob Bell	Nolan Arenado	7/30/18	5	at STL	Daniël Fossum
Mark Sweeney	9/7/04	7	SF	Jason Schmidt	DJ LeMahieu	8/27/18	8	at LAA	Jim Johnson
Aaron Miles	5/8/05	4	at FLA	Al Leiter	David Dahl	9/10/18	7	ARI	Matt Andriese
Garrett Atkins	6/28/05	8	HOU	Russ Springer	Ian Desmond	6/15/19	5	SD	Robbie Erlin
Todd Helton	8/27/05	5	at SD	Brian Lawrence	David Dahl	6/26/19	3	at SF	Jeff Samardzija
Garrett Atkins	9/14/05	5	at LAD	D.J. Houlton	Raimel Tapia	9/27/19	6	MIL	Jay Jackson
Yorvit Torrealba	6/7/06	2	PIT	Oliver Perez	Charlie Blackmon	8/26/20	8	at ARI	Riley Smith
Garrett Atkins	8/13/06	3	CHC	Carlos Marmol	Kevin Pillar	9/4/20	8	at LAD	Caleb Ferguson
Todd Helton	9/10/06	7	WSH	Chris Schroder	Charlie Blackmon*	9/11/20	9	LAA	José Quijada
Matt Holliday	9/24/06	5	ATL	Chuck James	Trevor Story	4/25/21	4	PHI	David Hale
Yorvit Torrealba	5/29/07	4	STL	B.Looper	Dom Nunez	5/1/21	8	at ARI	Matt Peacock
Garrett Atkins	6/14/07	3	at BOS	Josh Beckett	Raimel Tapia	5/4/21	4	SF	Aaron Sanchez
Brad Hawpe	6/16/07	1	TB	Andy Sonnanstine	C.J. Cron	6/17/21	1	MIL	Brandon Woodruff
Ryan Spilborghs	7/3/07	4	NYM	Joe Smith	C.J. Cron	7/16/21	3	LAD	Julio Urias
Garrett Atkins	8/4/07	8	at ATL	Occavio Dotel	Ryan McMahon	7/30/21	1	at SD	Ryan Westfers
Jamey Carroll	8/11/07	6	CHC	Rich Hill	Elias Diaz	8/3/21	2	CHC	Zack Davies
Ian Stewart	8/21/07	3	PIT	Tony Armas	C.J. Cron	8/8/21	4	MIA	Sean Guenther
Troy Tulowitzki	9/29/07	5	ARI	Dustin Nippert	Connor Joe	8/25/21	4	at CHC	Trevor Megill
Brad Hawpe	6/7/08	1	MIL	Dave Bush	Charlie Blackmon	9/2/21	3	ATL	Touki Toussaint
Matt Holliday	7/4/08	7	FLA	Logan Kensing	Elias Diaz	9/10/21	9	at PHI	JD Hammer
Troy Tulowitzki	9/15/08	4	SD	Wade LeBlanc					
Chris Iannetta	9/16/08	6	SD	Charlie Haeger					

*Walk-off

Record Book

(Home Run History, continued)

LEADOFF HOME RUNS

Colorado (86)

Player	Date	Opp.	Pitcher
Eric Young	4/9/93	MON	Kent Bottenfield
Nelson Liriano	9/29/93	at SF	Salomon Torres
Eric Young	7/4/94 (2)	at CHC	Jim Bullinger
Mike Kingery	6/12/95	CIN	Kevin Jarvis
Ellis Burks	6/19/95	FLA	Chris Hammond
Eric Young	7/9/95	MON	Pedro Martinez
Eric Young	8/6/95	SD	Chris Dishman
T. Hubbard	8/25/95	STL	Mike Morgan
Eric Young*	4/30/96	at LAD	Hideo Nomo
Eric Young	5/4/96	FLA	Chris Hammond
Eric Young	7/16/96	SF	Mark Leiter
Eric Young	8/5/96	FLA	Pat Rapp
Neifi Perez	6/2/98	ARI	Brian Anderson
Neifi Perez	7/21/98	at HOU	Mike Hampton
Darryl Hamilton	8/19/98	at NY	Masato Yoshii
Darryl Hamilton	4/12/99	SD	Woody Williams
Neifi Perez	5/15/99	at ARI	Randy Johnson
Terry Shumpert	6/14/99	SF	Shawn Estes
Neifi Perez	9/6/00	CHC	Kerry Wood
Ronnie Belliard	9/11/03	at STL	Sterling Hitchcock
Aaron Miles	4/14/04	ARI	Elmer Dessens
Aaron Miles	7/2/04	DET	Jeremy Bonderman
Jorge Piedra	8/24/04	at ATL	Russ Ortiz
Kazuo Matsui	9/16/06	at ARI	Claudio Vargas
Jamey Carroll	9/30/06	at CHC	Juan Mateo
Willy Taveras	6/7/07	HOU	Roy Oswalt
Dexter Fowler*	4/8/09	at ARI	Doug Davis
Ryan Spilborghs	5/2/09	at SF	Matt Cain
Carlos Gonzalez	9/5/09	ARI	Doug Davis
Carlos Gonzalez	9/19/09	at ARI	Max Scherzer
Carlos Gonzalez	4/26/10	ARI	Dan Haren
Carlos Gonzalez	6/4/10	at ARI	Ian Kennedy
Carlos Gonzalez	6/27/11	at CHC	Matt Garza
Ryan Spilborghs	7/15/11	vs. MIL	Yovani Gallardo
Carlos Gonzalez	7/21/11	vs. ATL	Tommy Hanson
Dexter Fowler	9/5/11	vs. ARI	Wade Miley
Dexter Fowler	5/28/12 (2)	vs. HOU	Jordan Lyles
Tyler Colvin	6/12/12	vs. OAK	Bartolo Colon
Dexter Fowler	7/18/12	vs. PIT	James McDonald
Eric Young Jr.	8/8/12	at LAD	Chad Billingsley
Tyler Colvin	8/27/12	vs. LAD	Josh Beckett
Dexter Fowler	4/29/13	at LAD	Ted Lilly
Dexter Fowler	6/2/13	vs. LAD	Matt Magill
Charlie Blackmon	9/24/13	vs. BOS	Shelby Miller
Charlie Blackmon	5/6/14	vs. TEX	Robbie Ross Jr.
Charlie Blackmon	5/10/14	at CIN	Alfredo Simon
Charlie Blackmon	6/5/14	vs. ARI	Bronson Arroyo
Charlie Blackmon	7/9/14	vs. SD	Eric Stults
Charlie Blackmon	9/24/14	at SD	Joe Weiland
Charlie Blackmon	5/3/15	at SD	James Shields
Charlie Blackmon	6/14/15	at MIA	Dan Haren
Charlie Blackmon	7/13/15	at ARI	Chase Anderson
Charlie Blackmon	8/4/15	SEA	Vidal Nuno
Charlie Blackmon	8/24/15	at ATL	Julio Teheran
Charlie Blackmon	9/20/15	SD	James Shields
Charlie Blackmon	5/3/16	at SD	Andrew Cashner
Charlie Blackmon	5/30/16	CIN	Dan Straily
Charlie Blackmon	5/31/16	CIN	Jon Moscot
Charlie Blackmon	6/21/16	at NYY	Ivan Nova
Charlie Blackmon	6/25/16	ARI	Niely Miller
Charlie Blackmon	8/6/16	MIA	Andrew Cashner
Charlie Blackmon	8/9/16	TEX	A.J. Griffin
Charlie Blackmon	8/11/16	at TEX	Lucas Harrell
David Dahl	8/19/16	CHC	Kyle Hendricks
Charlie Blackmon	9/14/16	at ARI	Rubby De La Rosa
Charlie Blackmon	10/2/16	MIL	Tyler Cravy
Charlie Blackmon	4/16/17	at SF	Jeff Samardzija
Charlie Blackmon	6/22/17	at ARI	Zack Godley
Charlie Blackmon	6/30/17	ARI	Robbie Ray
Charlie Blackmon	7/17/17	SD	Luis Perdomo
Charlie Blackmon	8/8/17	at CLE	Corey Kluber
Charlie Blackmon	8/18/17	MIL	Matt Garza
DJ LeMahieu	4/12/18	at WSH	Gio Gonzalez
Charlie Blackmon	5/1/18	at CHC	Kyle Hendricks
DJ LeMahieu	6/17/18	at TEX	Yovani Gallardo
Charlie Blackmon	9/9/18	LAD	Rich Hill
Charlie Blackmon*	4/20/19	PHI	Aaron Nola
Charlie Blackmon	5/7/19	SF	Madson Bumgarner
Charlie Blackmon	5/19/19	at PHI	Jerad Eickhoff
Charlie Blackmon	6/16/19	SD	Nick Margvicius
Charlie Blackmon	6/20/19	at ARI	Robbie Ray
Charlie Blackmon	7/21/19	at NYY	James Paxton
Trevor Story	8/30/19	PIT	Dario Agrazal
Trevor Story	9/2/19	at LAD	Walker Buehler
Raimel Tapia	9/4/20	at LAD	Dustin May
Connor Joe	8/16/21	SD	Ryan Weathers

*First pitch

Opponents (99)

Player	Date	Opp.	Pitcher
Craig Biggio	6/11/93	HOU	Armando Reynoso
Henry Cotto	7/6/93	LAD	Armando Reynoso
M. Grissom	8/31/93	MON	Greg Harris
Craig Biggio	9/15/93	HOU	Greg Harris
Tuffy Rhodes	4/24/94	CHC	David Nied
Ray Lankford	4/26/94	at STL	Armando Reynoso
Ray Lankford	5/3/94	FLA	Armando Reynoso
Jerry Browne	7/22/94	STL	Lance Painter
Bernard Gilkey*	8/25/95	STL	Baye Rekar
John Mabry	8/27/95	STL	Armando Reynoso
Chris Stynes	4/10/98	CIN	Darryl Kile
Chris Stynes	4/12/98	CIN	Pedro Astacio
Brant Brown	8/2/98	at CHC	Pedro Astacio
J.D. Drew	7/24/99	STL	Darryl Kile
Mike Cameron	8/5/99	at CIN	Pedro Astacio
Rondell White*	8/13/99 (2)	MON	Brian Bohanon
Al Martin	9/11/99	PIT	Luther Hackman
Placido Polanco*	4/13/00	STL	Scott Karl
Darin Erstad	7/8/00	at LAA	Brian Bohanon
Paul LoDuca	5/23/01	LAD	Pedro Astacio
Paul LoDuca	7/29/01	at LA	Shawn Chacon
Ichiro Suzuki	6/29/02	at SEA	Mike Hampton
Craig Counsell	7/8/03	at ARI	Denny Neagle
Eric Young	7/25/03	MIL	Chin-hui Tsao
Marlon Byrd	8/6/03	PHI	Chin-hui Tsao
Tony Womack	4/16/04	at STL	Denny Stark
Damian Jackson	5/9/04	at CHC	Joe Kennedy
Kaz Matsui	5/22/04	at NYM	Aaron Cook
Kaz Matsui	5/23/04	at NYM	Shawn Estes
Ray Durham	7/18/04	SD	Adam Bernero
Khalil Greene	9/11/04	SF	Jeff Francis
Luis Terrero	9/15/04	at ARI	Shawn Estes
Craig Biggio	10/2/04	at HOU	Shawn Estes
Jimmy Rollins	4/20/05	at PHI	Yung Wright
Dave Roberts	5/4/05	at STL	Jason Jennings
Randy Winn	8/25/05	SF	Byung-Hyun Kim
Omar Vizquel	4/22/06	SF	Aaron Cook
Jeff DaVanon*	7/23/06	at ARI	Byung-Hyun Kim
Rafael Furcal	8/8/06	at LA	Byung-Hyun Kim
Jimmy Rollins	7/7/07	PHI	Rodriguo Lopez
Chris Young	4/5/08	PHI	Jeff Francis
Hanley Ramirez*	7/4/08	FLA	Greg Reynolds
Felipe Lopez	4/6/09	ARI	Aaron Cook
Stephien Drew	9/22/10	SD	Ubaldo Jimenez
Chris Coghlan	4/22/11	FLA	Jhobani Chacin
Andrew McCutchen	4/30/11	PIT	Jason Hamel
Chris Denorfa	6/14/11	SD	Juan Nicasio
Ryan Roberts	8/29/11	ARI	Alex White
Will Venable	9/3/11	SD	Alex White
Jordan Schafer	4/7/12	at HOU	Jamie Moyer
Dee Gordon	5/11/12	LAD	Jhobani Chacin
Jimmy Rollins	6/21/12	at PHI	Jeff Francis
Dave Sappelt	9/25/12	CHC	Jorge De La Rosa
David DeJesus	5/15/13	at CHC	Jon Garland
Nate McLouth	8/16/13	a BAL	Juan Nicasio
Will Venable	9/6/13	at SD	Juan Nicasio
Didi Gregorius	6/4/14	ARI	Jordan Lyles
Rickie Weeks*	6/26/14	at MIL	Christian Friedrich
Dexter Fowler	7/29/15	at CHC	Eddie Butler
Max Carpenter	7/31/15	at STL	Kyle Kendrick
Zack Cozart*	5/30/16	CIN	Chad Bettis
Dexter Fowler	8/19/16	CHC	Tyler Anderson
Trea Turner	8/28/16	at VSH	Chad Bettis
Chase Utley	8/31/16 (2)	LAD	Jeff Hoffman
Jean Segura	9/13/16	at ARI	Jorge De La Rosa
Jean Segura	9/14/16	at ARI	Jeff Hoffman
Manuel Margot	4/11/17	SD	Antonio Senzatella
Whit Merrifield	8/24/17	at KC	German Márquez
Anthony Rizzo*	5/11/18	at CHC	Jon Gray
Lorenzo Cain*	5/10/18	MIL	German Márquez
Gorkys Hernandez	5/18/18	at SF	Kyle Freeland
Brandon Nimmo	6/18/18	NYM	Tyler Anderson
Gorkys Hernandez*	7/2/18	SF	Kyle Freeland
Matt Carpenter	7/31/18	at STL	Jon Gray
Joc Pederson	9/17/18	at LAD	Jon Gray
Ozzie Albies	4/28/19	at ATL	Tyler Anderson
DJ LeMahieu*	7/21/19	at NYY	German Márquez
Trea Turner	7/23/19	at VSH	Peter Lambert
A.J. Pollock	7/30/19	LAD	Kyle Freeland
Donovan Solano	8/4/19	SF	Kyle Freeland
José Altuve*	8/7/19	at HOU	Peter Lambert
Fernando Tatís Jr.	8/8/19	at SD	Jon Gray
Jarrod Dyson	8/13/19	ARI	Jeff Hoffman
Jon Berti	8/17/19	MIA	German Márquez
Kevin Newman	8/29/19	PIT	Chi Chi González
Kevin Newman*	8/31/19	PIT	Tim Melville
Adam Frazier*	9/1/19	PIT	Jeff Hoffman
Joc Pederson	9/2/19	at LAD	Peter Lambert
Joc Pederson	9/4/19	at LAD	Antonio Senzatella
Dexter Fowler*	9/12/19	STL	Tim Melville
Brandon Nimmo	9/16/19	NYM	Antonio Senzatella
Kole Calhoun*	8/10/20	ARI	Jon Gray
Austin Slater	9/22/20	SF	Kyle Freeland
Adam Frazier	5/29/21	at PIT	Austin Gombor
Chris Taylor	7/25/21	at LAD	Jon Gray
Ozzie Albies	9/3/21	ATL	Antonio Senzatella
Ozzie Albies*	9/5/21	ATL	Ryan Feltner
Darin Ruf	9/6/21	ATL	Kyle Freeland
Tommy La Stella	9/24/21	SF	Peter Lambert

Record Book

(Home Run History, continued)

BACK-TO-BACK HOME RUNS (195)

Table with columns: Date, Opp., Players, Pitcher(s), Inn, Date, Opp., Players, Pitcher(s), Inn. Lists consecutive home runs by various players across different teams and pitchers.

Bold = Three consecutive

Record Book

(Home Run History, continued)

BACK-TO-BACK HOME RUNS, CONTINUED

Date	Opp.	Players	Pitcher(s)	Inn
4/4/16	at ARI	Story-González	Zack Greinke	3
4/10/16	SD	González-Arenado	James Shields	1
4/10/16	SD	Story-González	Brandon Maurer	8
4/29/16	at ARI	Story-Arenado	Robbie Ray	5
6/29/16	CIN	González-Arenado	Alfredo Simon	4
6/14/16	NY Yankees	Story-Raburn	Nathan Eovaldi	4
6/20/16	at MIA	Reynolds-Hundley	Paul Clemens	2
8/3/16	LAD	LeMahieu-González	Brook Stewart	5
8/12/16	at PHI	Blackmon-LeMahieu	David Hernandez	9
8/28/16	at WSH	Arenado-Dahl	Lucas Giolito	3
9/2/16	ARI	Hundley-Descalzo	Silvino Bracho	8
9/7/16	SF	Dahl-Murphy	Albert Suarez	4
4/4/16	at ARI	Story-González	Zack Greinke	3
4/10/16	SD	González-Arenado	James Shields	1
4/10/16	SD	Story-González	Brandon Maurer	8
4/29/16	at ARI	Story-Arenado	Robbie Ray	5
6/2/16	CIN	González-Arenado	Alfredo Simon	4
6/14/16	NY Yankees	Story-Raburn	Nathan Eovaldi	4
6/20/16	at MIA	Reynolds-Hundley	Paul Clemens	2
8/3/16	LAD	LeMahieu-González	Brook Stewart	5
8/12/16	at PHI	Blackmon-LeMahieu	David Hernandez	9
8/28/16	at WSH	Arenado-Dahl	Lucas Giolito	3
9/2/16	ARI	Hundley-Descalzo	Silvino Bracho	8
9/7/16	SF	Dahl-Murphy	Albert Suarez	4
4/8/17	LAD	Reynolds-Parra	Clayton Kershaw	6
8/26/17	at ATL	Blackmon-LeMahieu	Arody's Vizcaino	9

Date	Opp.	Players	Pitcher(s)	Inn
9/24/17	at SD	Valaika-Blackmon	Buddy Baumann	9
4/2/18	at SD	Blackmon-LeMahieu	Kyle McGrath	9
4/22/18	CHC	Blackmon-Arenado	José Quintana	5
5/1/18	at CHC	Blackmon-Dahl	Kyle Hendricks	1
6/19/18	NY Yankees	Arenado-Story-Desmond	Jason Vargas	3
9/28/18	WSH	Desmond-Iannetta	Joe Ross	5
9/30/18	WSH	Arenado-Story	Austin Voth	7
10/1/18	at LAD	Arenado-Story	Kenley Jansen	9
4/26/19	at ATL	Story-Arenado	Max Fried	4
5/9/19	SF	Arenado-Reynolds	Derek Holland	1
5/24/19	BAL	Story-Arenado	Shawn Armstrong	1
8/17/19	MIA	McMahon-Desmond	Wei-Yin Chen	3
9/2/19	at LAD	McMahon-Desmond	Kenta Maeda	5
9/13/19	SD	Story-Hampson	Joey Lucchesi	4
9/20/19	at LAD	Arenado-Blackmon	Clayton Kershaw	1
4/1/21	LAD	Núñez-Hilliard	David Price	7
4/27/21	at SF	McMahon-Cron	Gregory Santos	10
6/17/21	MIL	Cron-Hampson	Brandon Woodruff	1
6/20/21	MIL	Daza-Story	Eric Lauer	6
8/6/21	MIA	Cron-Diaz	S.Alcantara/S. Okert	4
8/17/21	SD	Blackmon-Cron	Tim Hill	7
8/31/21	at TEX	Cron-McMahon	Jordan Lyles	7
9/9/21	at PHI	McMahon-Hilliard	Ian Kennedy	9
9/10/21	at PHI	Story-Cron	Ramon Rosso	7

Bold = Three consecutive

MOST BACK-TO-BACK HR

Rk.	Player	HR
1.	Todd Helton	35
2.	Larry Walker	34
3.	Dante Bichette	31
4.	Andres Galarraga	26
5.	Vinny Castilla	23

TOP BACK-TO-BACK DUOS

- Larry Walker-Andres Galarraga** 11
All 11 Walker-Galarraga
- Larry Walker-Todd Helton** 9
Walker-Helton (8), Helton-Walker (1)
- Andres Galarraga-Dante Bichette** 7
Galarraga-Bichette (4), Bichette-Galarraga (3)
- Dante Bichette-Vinny Castilla** 6
All 6 Bichette-Castilla
- Trevor Story-Nolan Arenado** 6
Story-Arenado (3), Arenado-Story (3)

Record Book

EXTRA-INNING HOME RUNS (68)

Player	Date	Opp.	Inn.	On	Pitcher
Dante Bichette	5/20/93	at SD	11	0	Gene Harris
Dante Bichette	8/23/93	at PHI	13	0	Roger Mason
Ellis Burks	4/17/94	MON	10	0	Gil Heredia
Dante Bichette	4/26/95	NY Yankees	14	2	Mike Remlinger
Dante Bichette	7/11/96	SD	10	2	Trevor Hoffman
Andres Galarraga	8/10/96	at ATL	10	0	Mark Wohlers
Vinny Castilla	8/10/96	at ATL	10	0	Mark Wohlers
Dante Bichette	8/20/96	STL	13	1	T.J. Mathews
Dante Bichette	9/24/96	at SD	11	0	Trevor Hoffman
Vinny Castilla	4/28/97	at HOU	10	0	Billy Wagner
Larry Walker	6/5/97	SD	11	1	Terry Burrows
Jeff Reed	7/14/97	LA	10	0	Todd Worrell
Vinny Castilla	7/22/97	at MON	12	1	Dave Veres
Ellis Burks	9/6/97 (1)	STL	12	0	Dennis Eckersley
Ellis Burks	6/15/98	at SF	12	1	John Johnstone
Larry Walker	5/21/99	ARI	11	0	John Frascatore
Todd Helton	6/2/99	at ATL	11	0	Russ Springer
Edgar Clemente	8/19/99	ATL	14	0	Bruce Chen
Bubba Carpenter	5/16/00	at NY Yankees	11	0	Turk Wendell
Ben Petrick	8/30/00	at PHI	11	0	Wayne Gomes
T Hollandsworth	4/15/01	ARI	10	2	Matt Mantei
Larry Walker	5/12/02	at NY Yankees	13	1	Kane Davis
Bobby Estalella	5/28/02	at SD	12	0	Jeremy Fikac
Todd Zeile	6/20/02	NY Yankees	10	2	Steve Karsay
Chris Stynes	6/30/03	ARI	12	2	Jose Valverde
Greg Norton	8/12/03	at MON	11	2	Robby Biddle
Todd Greene	4/8/04	at ARI	11	0	Steve Randolph
Todd Helton	5/9/04	at CHC	10	0	Joe Borowski
Larry Walker	6/25/04	at CLE	10	1	Jose Jimenez
Todd Helton	7/22/05	at PIT	10	1	Jose Mesa
Dustan Mohr	8/8/05 (1)	FLA	11	0	Valerio de los Santos
Matt Holliday	4/29/07	ATL	11	1	Steve Colyer
Troy Tulowitzki	6/22/07	at TOR	10	1	Jeremy Accardo
Troy Tulowitzki	6/28/07	at HOU	11	0	Brian Moehler
Brad Hawpe	9/21/07	at SD	14	0	Joe Thatcher

Player	Date	Opp.	Inn.	On	Pitcher
Omar Quintanilla	8/24/08	CIN	12	0	Mike Lincoln
Ryan Spilborghs	8/24/09	SF	14	3	Merkin Valdez
Chris Iannetta	9/29/09	MIL	11	1	David Weathers
Chris Iannetta	4/14/10	NY Yankees	10	0	Jenny Mejia
Ian Stewart	5/5/10	at SD	12	0	Tim Stauffer
Miguel Olivo	5/12/10	PHI	10	0	Chad Durbin
Todd Helton	8/7/10	at PIT	10	1	Sean Gallagher
Carlos González	4/29/12	NY Yankees	10	0	Frank Francisco
Carlos González	6/15/12	at DET	10	2	Luis Marte
Michael Cuddyer	6/15/12	at DET	10	0	Luis Marte
Troy Tulowitzki	5/25/13	at SF	10	0	Sergio Romo
Justin Morneau	4/24/14	SF	11	1	Sergio Romo
Justin Morneau	5/18/14	SD	10	1	Dale Thayer
Corey Dickerson	8/10/14	at ARI	10	0	Oliver Perez
Wilin Rosario	4/8/15	at MIL	10	0	Francisco Rodriguez
Michael McKenry	8/5/15	SEA	11	1	Maycol Guaipe
Nolan Arenado	9/15/15	at LAD	16	0	Mat Latos
Charlie Blackmon	8/27/16	at WSH	11	1	Yusmeiro Petit
Carlos González	8/27/16	at WSH	11	1	Yusmeiro Petit
Mark Reynolds	9/11/16	at SD	10	0	Kevin Quackenbush
Charlie Blackmon	8/9/17	at CLE	12	0	Zach McAllister
Nolan Arenado	8/5/18	at MIL	11	0	Corey Knebel
DJ LeMahieu	8/18/18	at ATL	10	0	Luke Jackson
Chris Iannetta	4/3/19	at TB	11	0	Chaz Roe
Charlie Blackmon	4/19/19	PHI	12	1	Juan Nicasio
Charlie Blackmon	6/14/19	SD	12	0	Kirby Yates
Charlie Blackmon	9/24/19	at SF	16	2	Dereck Rodriguez
Trevor Story	9/28/19	MIL	10	0	Matt Albers
Ryan McMahon	4/27/21	at SF	10	1	Gregory Santos
C.J. Cron	4/27/21	at SF	10	0	Gregory Santos
Charlie Blackmon	7/18/21	LAD	10	0	Phil Bickford
Charlie Blackmon	7/23/21	at LAD	10	1	Jimmy Sherry
Ryan McMahon	8/25/21	at CHC	10	1	Jake Jewell

(Home Run History, continued)

INSIDE-THE-PARK HOME RUNS

Rockies (19)

Opponents (15)

Player	Date	Inn	Opp.	Pitcher	Player	Date	Inn	Opp.	Pitcher
Ellis Burks	4/15/94	6	MON	Jeff Fassero	Deion Sanders	7/26/93	3	ATL	Curtis Leskanic
Eric Young	4/23/94	8	CHC	Dan Plesac	Fred McGriff	7/27/93	6	ATL	Steve Resak
Ellis Burks	6/14/96	1	PHI	Mike Williams	Steve Finley	9/14/93 (2)	7	HOU	Gary Wayne
Mike Lansing	9/6/98	6	SD	Scott Sanders	Kurt Abbott	9/9/95	1	at FLA	Kevin Ritz
Larry Walker	5/17/99	9	CIN	Pete Harnisch	Kurt Abbott	5/29/97	3	at FLA	Bobby Jones
Tom Goodwin	4/5/00	2	at ATL	Kevin Millwood	Rey Sanchez^	6/11/04	10	at TB	Shawn Chacón
Clint Barmes	5/8/05	2	at FLA	Al Leiter	Jayson Werth	4/21/08	6	PHI	Mark Redman
Dustan Mohr*	7/10/05	4	SD	Dennys Reyes	Andres Torres	7/4/10	8	SF	Jason Hammel
Garrett Atkins	9/23/07	7	at SD	W. Ledezma	Trent Oeltgen	8/20/11	12	LAD	Matt Reynolds
Jeff Baker	6/17/08	3	CLE	Paul Byrd	Conor Gillaspie	9/27/11	7	at SF	Emil Rodgers
Seth Smith*	7/18/08	7	PIT	Tyler Yates	Nori Aoki	4/20/12	4	at MIL	Jhoulys Chacin
Clint Barmes	9/22/09	7	SD	Luis Pardo	Angel Pagan^	5/25/13	10	at SF	Rafael Betancourt
Eric Young Jr.#	8/8/12	1	at LAD	Chad Billingsley	Philip Gosselin	10/11/15	7	at ARI	Justin Miller
Brandon Barnes*	6/5/14	8	ARI	Brad Ziegler	Kelby Tomlinson	10/31/15	1	SF	Chris Rusin
Brandon Barnes	6/14/14	9	at SF	Sergio Romo	Brandon Nimmo#	6/18/18	1	NYM	Tyler Anderson
Charlie Blackmon	4/21/17	4	SF	Johnny Cueto					
Charlie Blackmon	7/16/17	7	at NYM	Chasen Bradford					
Raimel Tapia	4/20/19	2	PHI	Aaron Nola					
Ian Desmond	6/14/19	6	SD	Miguel Diaz					

*Pinch-Hit ^Game-ending #Leadoff

WALK-OFF HOME RUNS (68)

Player	Date	Opponent	Pitcher	Inn.	On	Final
Ellis Burks	4/17/94	Montreal	Gil Heredia	10	0	6-5
Dante Bichette	4/26/95	New York-NL	Mike Remlinger	14	2	11-9
Ellis Burks (PH)	6/2/95	Pittsburgh	Danny Miceli	9	2	7-4
Vinny Castilla	8/20/95	Chicago-NL	Turk Wendell	9	1	4-2
John Vander Wal (PH)	5/18/96	St. Louis	Dennis Eckersley	9	2	9-8
Dante Bichette	7/11/96	San Diego	Trevor Hoffman	10	2	8-5
Dante Bichette	8/20/96	St. Louis	T.J. Mathews	13	1	5-4
Larry Walker	6/5/97	San Diego	Terry Burrows	11	1	9-7
Dante Bichette	5/31/98	Houston	Doug Henry	9	1	7-5
Vinny Castilla	6/3/98	Arizona	Gregg Olson	9	1	3-2
Nefti Perez	9/27/98	San Francisco	Robb Nen	9	0	9-8
Larry Walker	5/21/99	Arizona	John Frascatore	11	0	8-7
Dante Bichette	5/23/99	Arizona	Gregg Olson	9	1	7-6
Todd Helton	6/18/99	Florida	Matt Mantei	9	1	11-10
Larry Walker	8/18/99	Atlanta	John Rocker	9	2	4-1
Todd Helton	5/27/00	Pittsburgh	Jason Christiansen	9	0	7-6
Todd Hollandsworth	4/15/01	Arizona	Matt Mantei	10	2	10-7
Larry Walker	6/2/01	San Francisco	Chad Zerbe	9	1	7-5
Todd Helton	7/31/01	Philadelphia	Rheal Cormier	9	0	7-6
Jeff Cirillo	9/18/01	Arizona	Byung-Hyung Kim	9	0	10-9
Todd Zeile	6/20/02	New York-AL	Steve Karsay	10	2	14-11
Todd Helton	8/21/03	Florida	Braden Looper	9	0	5-4
Vinny Castilla	5/17/04	Philadelphia	Tim Worrell	9	1	7-6
Clint Barmes	4/4/05	San Diego	Trevor Hoffman	9	1	12-10
Dustan Mohr	8/8/05 (1)	Florida	Valerio de los Santos	11	0	4-3
Matt Holliday	4/29/07	Atlanta	Steve Colyer	11	1	9-7
Todd Helton	9/18/07 (G2)	Los Angeles-NL	Takahashi Saito	9	1	9-8
Omar Quintanilla	8/24/08	Cincinnati	Mike Lincoln	12	0	4-3
Todd Helton	6/20/09	Pittsburgh	Jesse Chavez	9	1	9-7
Ryan Spilborghs	8/24/09	San Francisco	Merkin Valdez	14	3	6-4
Chris Iannetta	9/29/09	Milwaukee	David Weathers	11	1	7-5
Chris Iannetta	4/14/10	New York-NL	Jenrry Mejia	10	0	6-5
Miguel Olivo	5/12/10	Philadelphia	Chad Durbin	10	0	4-3
Jason Giambi	6/23/10	Boston	Jonathan Papelbon	9	1	8-6
Seth Smith	7/6/10	St. Louis	Ryan Franklin	9	2	12-9
Chris Iannetta	7/7/10	St. Louis	Evan MacLane	9	0	8-7
Carlos Gonzalez	7/31/10	Chicago-NL	Sean Marshall	9	0	6-5
Jason Giambi	9/12/10	Arizona	Sam Deniel	9	1	4-2
Jason Giambi	8/15/11	Florida	Randy Choate	9	2	7-4
Todd Helton	4/14/12	Arizona	J.J. Putz	9	1	8-7
Jason Giambi	5/2/12	Los Angeles-NL	Scott Elbert	9	2	8-5
Nolan Arenado	6/7/13	San Diego	Joe Thatcher	9	0	10-9
Charlie Culberson	5/3/14	New York-NL	Kyle Farnsworth	9	1	11-10
Justin Morneau	5/18/14	San Diego	Dale Thayer	10	1	8-6
Drew Stubbs	8/17/14 (G1)	Cincinnati	J.J. Hoover	9	2	10-9
Wilin Rosario	9/18/14	Arizona	Addison Reed	9	1	7-6
Michael McKenry	8/5/215	Seattle	Mayckol Guaipe	11	1	7-5
Carlos Gonzalez	9/26/15	Los Angeles-NL	Yimi Garcia	9	1	8-6
Mark Reynolds	6/26/16	Arizona	Silvino Bracho	9	1	9-7
Nolan Arenado	6/18/17	San Francisco	Mark Melancon	9	2	7-5
Trevor Story	7/15/18	Seattle	Nick Vincent	9	0	4-3
Charlie Blackmon	7/25/18	Houston	Colin McHugh	9	0	3-2
Ryan McMahon	8/11/18	Los Angeles-NL	JT Chargois	9	2	3-2
Ian Desmond	8/23/18	San Diego	Kirby Yates	9	1	4-3
DJ LeMahieu	9/12/18	Arizona	Yoshihisa Hirano	9	1	5-4
Charlie Blackmon	4/19/19	Philadelphia	Juan Nicasio	12	1	4-3
Trevor Story	5/24/19	Baltimore	Mychal Givens	9	1	8-6
Nolan Arenado	8/14/19	Arizona	Archie Bradley	9	1	7-6
Ryan McMahon	8/26/19	Atlanta	Jerry Blevins	9	1	3-1
Trevor Story	9/28/19	Milwaukee	Matt Albers	10	0	3-2
Charlie Blackmon	9/11/20	Los Angeles-AL	Jose Quijada	9	3	8-4
Raimel Tapia	4/23/21	Philadelphia	Hector Neris	9	0	5-4
Charlie Blackmon	5/4/21 (G2)	San Francisco	Camilo Doval	7	2	8-6
Trevor Story	5/23/21	Arizona	Stefan Crichton	9	0	4-3
Elias Diaz	7/1/21	St. Louis	Giovanny Gallegos	9	2	5-2
Charlie Blackmon	7/18/21	Los Angeles-NL	Phil Bickford	10	0	6-5
C.J. Cron	8/16/21	San Diego	Daniel Hudson	9	0	6-5
Elias Diaz	8/21/21	Arizona	J.B. Wendelken	9	2	5-2

Record Book

Coors Field Home Run History

YEAR-BY-YEAR AT COORS FIELD

Year	Rockies	Visitors	Total	Per Gm	Year	Rockies	Visitors	Total	Per Gm
1995	134	107	241	3.3	2009	98	74	172	2.1
1996	149	122	271	3.3	2010	108	79	187	2.3
1997	124	121	245	3.0	2011	94	101	195	2.4
1998	111	101	212	2.6	2012	100	118	218	2.7
1999	144	159	303	3.7	2013	88	71	159	1.9
2000	112	133	245	3.0	2014	119	90	209	2.6
2001	124	144	268	3.3	2015	102	100	202	2.5
2002	97	135	232	2.9	2016	116	99	215	1.3
2003	113	117	230	2.8	2017	110	98	208	2.6
2004	111	110	221	2.7	2018	119	101	220	2.7
2005	86	84	170	2.1	2019	132	144	276	3.4
2006	75	93	168	2.1	2020	43	40	83	2.8
2007	103	82	185	2.3	2021	104	98	202	2.5
2008	92	82	174	2.1	Total	2,900	2,806	4,744	2.3

SINGLE-GAME HOME RUN RECORDS AT COORS FIELD

Combined

- 10 July 2, 2002 vs. SF (COL 3, SF 7)
- 10 May 1, 2000 vs. MON (COL 5, MON 5)
- 10 Aug. 14, 1999 vs. MON (COL 6, MON 4)
- 10 June 9, 1999 vs. SEA (COL 5, SEA 5)
- 10 June 30, 1996 vs. LAD (COL 4, LAD 6)

Rockies

- 7 May 31, 2016 vs. Cincinnati
- 6 Aug. 8, 2021 vs. Miami
- 6 July 4, 2008 vs. Florida
- 6 Sept. 17, 1999 vs. Los Angeles-NL
- 6 Aug. 14, 1999 vs. Montreal
- 6 June 9, 1999 vs. Seattle

Opponents

- 7 July 2, 2002 vs. San Francisco
- 6 June 27, 2019 vs. Los Angeles-NL
- 6 April 23, 2014 vs. San Francisco
- 6 April 8, 2014 vs. Chicago-AL
- 6 Sept. 18, 2011 vs. San Francisco
- 6 Aug. 22, 2007 vs. Pittsburgh
- 6 Sept. 16, 2003 vs. Houston
- 6 Aug. 21, 2002 vs. Montreal
- 6 Aug. 10, 2002 vs. Chicago-NL
- 6 June 12, 2001 vs. Seattle
- 6 June 14, 2000 vs. Houston
- 6 May 19, 1999 vs. Cincinnati
- 6 Sept. 27, 1997 vs. Los Angeles
- 6 June 30, 1996 vs. Los Angeles
- 6 June 29, 1996 vs. Los Angeles

MOST HOME RUNS AT COORS FIELD

Rockies

Rank	Player	HR
1.	Todd Helton	227
2.	Larry Walker	154
3.	Carlos González	139
4.	Nolan Arenado	136
5.	Vinny Castilla	131
6.	Charlie Blackmon	111
7.	Dante Bichette	110
8.	Troy Tulowitzki	106
9.	Trevor Story	95
10.	Matt Holliday	86

Visitors

Rank	Player	HR
1.	Barry Bonds	26
2.	Eric Karros	21
	Matt Kemp	21
	Sammy Sosa	21
5.	Jeff Kent	20
	Ryan Klesko	20
7.	Adrian González	19
8.	Adrian Beltre	18
9.	Mike Piazza	17
	Luis González	17

Team

Rank	Player	HR
1.	Colorado Rockies	2,900
2.	San Francisco Giants	343
3.	Los Angeles Dodgers	299
4.	San Diego Padres	298
5.	Arizona Diamondbacks	265
6.	Cincinnati Reds	159
7.	Atlanta Braves	140
7.	Chicago Cubs	140
8.	St. Louis Cardinals	132
9.	Montreal/Washington	130

POSTSEASON HOME RUNS AT COORS FIELD

ROCKIES (9)

Player	Date	Opponent
Vinny Castilla	Oct. 3, 1995	Atlanta
Larry Walker	Oct. 4, 1995	Atlanta
Yorvit Torrealba	Oct. 14, 2007	Arizona
Matt Holliday	Oct. 14, 2007	Arizona
Matt Holliday	Oct. 15, 2007	Arizona
Matt Holliday	Oct. 27, 2007	Boston
Brad Hawpe	Oct. 28, 2007	Boston
Garrett Atkins	Oct. 28, 2007	Boston
Carlos González	Oct. 11, 2009	Philadelphia

OPPONENTS (16)

Player	Date	Team
Marquis Grissom	Oct. 3, 1995	Atlanta
Chipper Jones	Oct. 3, 1995	Atlanta
Chipper Jones	Oct. 3, 1995	Atlanta
Marquis Grissom	Oct. 4, 1995	Atlanta
Marquis Grissom	Oct. 4, 1995	Atlanta
Shane Victorino	Oct. 6, 2007	Philadelphia
Mark Reynolds	Oct. 14, 2007	Arizona
Chris Snyder	Oct. 15, 2007	Arizona
Mike Lowell	Oct. 28, 2007	Boston
Bobby Kielty	Oct. 28, 2007	Boston
Chase Utley	Oct. 11, 2009	Philadelphia
Shane Victorino	Oct. 12, 2009	Philadelphia
Jayson Werth	Oct. 12, 2009	Philadelphia
Jesús Aguilar	Oct. 7, 2018	Milwaukee
Orlando Arcia	Oct. 7, 2018	Milwaukee
Keon Broxton	Oct. 7, 2018	Milwaukee

(Coors Field Home Run History, continued)

LONGEST HOME RUNS AT COORS FIELD

	Distance	Player	Team	Date	Pitcher	Inning
1.	504'	Giancarlo Stanton	Miami	8/6/16	Chad Bettis	5
2.	*^496'	Mike Piazza	Los Angeles-NL	9/26/97	Darren Holmes	6
3.	^494'	Giancarlo Stanton	Miami	8/17/12	Josh Roenicke	6
4.	493'	Michael Taylor	Washington	8/20/15	Yohan Flande	7
	^493'	Larry Walker	Oakland	8/31/97	Mike Oquist	5
6.	^492'	Barry Bonds	San Francisco	8/27/02	Denny Stark	1
7.	^490'	Sammy Sosa	Chicago-NL	8/10/02	Shawn Chacón	3
8.	^488'	Barry Bonds	San Francisco	9/9/01	Scott Elarton	1
9.	#505'	Trevor Story	San Francisco	9/5/18	Andrew Suárez	6
	487'	Rangel Ravelo	St. Louis	9/12/19	Tim Melville	2
	^487'	Andres Galarraga	Seattle	8/28/97	Omar Olivares	6

*Off the billboard between the scoreboard and Rockpile

^ Projected distance without Statcast

Initially estimated at 505', changed to 487' with the release of a new version of Statcast prior to the 2020 season

ALL-TIME HOME RUNS BY BALLPARK

MOST HOME RUNS AT HOME, SINGLE SEASON, MLB HISTORY

HR	Club	Year	Home Ballpark
153	Texas Rangers	2005	Ameritrust Field in Arlington
150	Houston Astros	2019	Minute Maid Park
149	Colorado Rockies	1996	Coors Field
146	Toronto Blue Jays	2010	Rogers Centre
145	Chicago White Sox	2004	U.S. Cellular Field
144	Colorado Rockies	1999	Coors Field
144	New York Yankees	2018	Yankee Stadium II
143	Los Angeles Dodgers	2019	Dodger Stadium
143	New York Yankees	2019	Yankee Stadium II
143	Chicago White Sox	2008	U.S. Cellular Field

MOST HOME RUNS BY BALLPARK, SINGLE SEASON, MLB HISTORY

HR	Ballpark	Home Club(s)	Year
303	Coors Field	Colorado Rockies	1999
289	Camden Yards	Baltimore Orioles	2019
283	Minute Maid Park	Houston Astros	2019
277	U.S. Cellular Field	Chicago White Sox	2004
276	Coors Field	Colorado Rockies	2019
271	Coors Field	Colorado Rockies	1996
270	Rogers Centre	Toronto Blue Jays	2019
268	Coors Field	Colorado Rockies	2001
266	Enron Field	Houston Astros	2000
257	Yankee Stadium II	New York Yankees	2019

HUMIDOR

The humidor was implemented at Coors Field in 2002 per MLB's approval and it remains under MLB's management/oversight. The humidor is a temperature and humidity-controlled environment with settings that mirror the distribution warehouse in the Midwest from which the baseballs are shipped to all 30 teams. The humidor keeps the baseballs within MLB specifications for weight and measurement. Chain of custody procedures for the baseballs are maintained by the MLB Authenticator: The MLB Authenticator meets the Umpire's Room Attendant at the humidor, watches him put the baseballs in the ball bag, escorts the attendant with the balls to the Umpires Room and then to the dugout; the Authenticator is positioned in the dugout during the game next to the ball bag.

Low-Run Games & Comebacks

I-0 GAMES

Date	Score	Opponent	Win	Loss	GW RBI (Inn.)
July 15, 1993	L, 0-1	at Chicago-NL	Morgan (CG)	Blair	Buechele (4th)
May 8, 1994	W, 1-0	at San Francisco	Nied	Ge. Harris	Kingery (9th)
Aug. 10, 1994	W, 1-0 (6)	Atlanta	Ritz	Glavine	Bichette (4th)
Sept. 12, 1998	W, 1-0	at San Francisco	Astacio	Nen	Reed (9th)
Sept. 20, 1998	W, 1-0 (11)	at San Diego	Kile	Myers	Hamilton (11th)
May 30, 1999	W, 1-0	at Philadelphia	Kile	Ogea	Walker (8th)
May 19, 2001	L, 0-1	at Florida	Penny	Thomson	Millar (7th)
Aug. 12, 2002	W, 1-0	at Florida	Jennings	Burnett	Helton (4th)
Aug. 14, 2002	L, 0-1	at Florida	Lloyd	Santos	J. Encarnacion (9th)
Sept. 24, 2002	W, 1-0	at Los Angeles	Stark	Od. Perez	Zeile (1st)
July 24, 2003	L, 0-1 (11)	at Los Angeles	Shuey	J. Lopez	S. Green (11th)
Aug. 2, 2003	L, 0-1	at Pittsburgh	Meadows	Jennings	J. Hernandez (2nd)
July 9, 2005	W, 1-0	San Diego	Jennings	Lawrence	González (6th)
April 16, 2006	L, 0-1	Philadelphia	Myers	Cook	Howard (7th)
July 25, 2006	L, 0-1	St. Louis	Carpenter	Jennings	Pujols (6th)
Aug. 1, 2006	L, 0-1	Milwaukee	Bush	Fogg	Damian Miller (7th)
June 11, 2008	W, 1-0	San Diego	Fuentes	Yabu	No RBI; Molina error
Sept. 14, 2008	W, 1-0 (10)	Los Angeles	Corpas	Kuo	Tulowitzki (10th)
Sept. 17, 2008	W, 1-0	San Diego	Hernandez	Geer	Koshansky (4th)
May 3, 2009	L, 0-1 (10)	at San Francisco	Medders	Corpas	Aurilia (10th)
July 1, 2009	L, 0-1	at Los Angeles-NL	Hammel	Troncoco	Furcal (8th)
July 6, 2009	W, 1-0	Washington	Marquis	Stammen	Helton (1st)
June 12, 2010	W, 1-0	Toronto	Hammel	Morrow	González (6th)
July 18, 2010	W, 1-0	at Cincinnati	Cook	Wood	Iannetta (6th)
Aug. 10, 2010	L, 0-1	at New York-NL	Pelfrey	Jiménez	Reyes (7th)
Aug. 22, 2010	W, 1-0	at Arizona	Chacín	Heilman	Fowler (8th)
Oct. 2, 2010	L, 0-1	at St. Louis	Motte	Morales	No RBI (11th)
Aug. 23, 2012	W, 1-0	at New York-NL	Brothers	Parnell	Nelson (8th)
Sept. 5, 2012	L, 0-1	at Atlanta	Minor	White	No RBI (4th)
Sept. 6, 2012	L, 0-1	at Atlanta	Hudson	Chacín	No RBI (2nd)
July 13, 2013	L, 0-1	at Los Angeles-NL	Greinke	Chatwood	Ramirez (1st)
Sept. 28, 2013	W, 1-0	at Los Angeles-NL	Nicasio	Grienke	Arenado (4th)
April 12, 2014	W, 1-0	at San Francisco	Kahle	Cain	Tulowitzki (3rd)
Sept. 22, 2014	L, 0-1	at San Diego	Stults	Matzek	Rivera (1st)
May 17, 2015	L, 0-1	at Los Angeles-NL	Bolsinger	Kendrick	Grandal (4th)
June 8, 2016	W, 1-0	at Los Angeles-NL	Rusin	Maeda	Descalso (7th)
July 17, 2016	L, 0-1	at Atlanta	J. Johnson	Germen	d'Arnaud (9th)
April 27, 2018	W, 1-0	at Miami	Senzatela	Urena	Senzatela (5th)
July 4, 2018	W, 1-0	San Francisco	Anderson	Suarez	Iannetta (7th)
June 27, 2018	L, 0-1	at San Francisco	Moronta	Musgrave	Crawford (9th)
April 3, 2019	W, 1-0 (11)	at Tampa Bay	Davis	Roe	Iannetta (10th)
April 11, 2019	L, 0-1	at San Francisco	Samardzija	Gray	Pillar (7th)
July 24, 2020	L, 0-1	at Texas	Lynn	Márquez	Odor (6th)
Sept. 7, 2020	L, 0-1	at San Diego	Pomeranz	Estévez	Profar (9th)
May 27, 2021	L, 0-1	at New York-NL	Stroman	Márquez	Peraza (3rd)
July 25, 2021	L, 0-1	at Los Angeles-NL	Gonsolin	Freeland	Barnes (2nd)

Bold indicates home games

LOW-RUN GAMES AT COORS FIELD

After no 1-0 games over the park's first 10 years, there have now been 11 1-0 contests at Coors Field since 2005. The first came on July 9, 2005, when the Rockies beat the Padres 1-0. It happened in the 847th regular season game in the facility's history; according to the Elias Sports Bureau, the 846 total contests without a 1-0 game is the longest span of any park in Major League history. The previous record was 635 games, held by the Philadelphia Athletics of the American Association from 1882 to 1891. On Sept. 14, 2008 vs. Los Angeles, the Rockies defeated the Dodgers 1-0 in 10 innings; this game was scoreless through nine innings—a first in Coors Field history. According to the Elias Sports Bureau, that game was the first game ever played at either Mile High Stadium or Coors Field that was scoreless at the end of the ninth inning (previously at Coors Field: 0-0 after eight innings on June 11 vs. San Francisco). The Rockies played 1,257 previous games in Colorado in their history, the longest streak of home games without a 0-0 score through nine innings for any team since the Athletics played 1,615 straight home games in which at least one team scored before extra frames; the A's streak lasted more than 20 years (June 22, 1947 through Sept. 3, 1967), spanning the club's relocation from Philadelphia to Kansas City. Coincidentally, the Rockies lost 1-0 to the Texas Rangers in the inaugural game at Globe Life Field on July 24, 2020.

LARGEST COMEBACK VICTORIES AT COORS FIELD

Deficit Erased	Date	Line Score	1	2	3	4	5	6	7	8	9	R	H	E
9 (4-13)	July 4, 2008	Florida	5	2	0	6	0	0	4	0	0	17	22	2
		Colorado	1	2	1	1	4	3	4	0	2	18	21	0
9 (1-10)	August 25, 2010	Atlanta	3	4	3	0	0	0	0	0	0	10	14	2
		Colorado	0	1	0	1	3	3	0	4	x	12	14	0
8 (0-8)	June 28, 1994 (GM 1)	San Diego	0	2	5	1	0	1	0	0	0	9	18	1
		Colorado	0	0	0	6	3	0	0	1	x	10	14	3
8 (0-8)	Sept. 27, 2001	San Diego	2	6	0	0	0	0	1	0	0	9	14	1
		Colorado	0	2	9	0	2	0	0	0	x	13	18	2
8 (0-8)	July 4, 2004	Detroit	1	4	0	2	1	0	0	0	0	8	12	1
		Colorado	0	0	0	0	6	4	0	0	x	10	10	2
7 (0-7)	June 12, 1993	Houston	0	2	5	0	1	1	0	0	2	11	13	1
		Colorado	0	0	0	4	1	3	1	5	x	14	20	5
7 (2-9)	July 12, 1996	San Diego	3	0	1	0	1	4	0	0	3	12	14	0
		Colorado	0	1	0	1	0	0	1	1	0	x	13	12
7 (0-7)	Sept. 27, 1998	San Francisco	0	0	3	0	4	0	0	1	0	8	12	0
		Colorado	0	0	0	0	6	0	2	0	1	9	15	1
7 (1-8)	June 28, 2000	San Francisco	5	1	2	3	0	0	1	0	1	13	13	2
		Colorado	0	1	4	0	3	4	4	1	x	17	17	1
7 (0-7)	May 13, 2003	New York-NL	3	3	0	0	1	0	0	1	0	8	13	1
		Colorado	0	0	0	0	0	0	4	5	x	9	15	0
7 (0-7)	Sept. 24, 2006	Atlanta	5	0	0	2	0	1	0	0	0	8	15	0
		Colorado	0	0	0	2	4	0	1	2	x	9	13	0
7 (2-9)	July 6, 2010	St. Louis	0	0	3	2	1	3	0	0	0	9	11	0
		Colorado	0	0	2	0	0	0	1	0	9	12	19	1

OPENING DAY RECORDS

Career

- **Games:** 16, Todd Helton
- **Hits:** 24, Todd Helton
- **Doubles:** 9, Todd Helton
- **Triples:** 1, Matt Holliday, Chris Owings, Juan Pierre, Larry Walker
- **Home Runs:** 3, Nolan Arenado, Vinny Castilla, Carlos González, Trevor Story, Troy Tulowitzki
- **RBI:** 9, Dante Bichette, Larry Walker
- **Steals:** 2, Todd Helton, Chris Owings, Eric Young
- **Wins:** 2, Darryl Kile
- **Starts:** 2, Aaron Cook, Jorge De La Rosa, Jon Gray, Mike Hampton, Jason Jennings, Ubaldo Jiménez, Darryl Kile, Germán Márquez, Kevin Ritz
- **Innings:** 13.2, Darryl Kile
- **Saves:** 1, Daniel Bard, Rafael Betancourt, Manny Corpas, Greg Holland, Franklin Morales
- **Strikeouts:** 14, Jorge De La Rosa

Single Game

- **Hits:** 5, Aaron Miles, April 4, 2005 vs. San Diego
- **Doubles:** 3, Aaron Miles, April 4, 2005 vs. San Diego; Gerardo Parra, April 4, 2016 at Arizona; Larry Walker, April 26, 1995 vs. New York-NL
- **Triples:** 1, Matt Holliday, April 4, 2005 vs. SD; Chris Owings, April 1, 2021 vs. LAD; Juan Pierre, April 2, 2001 vs. St. Louis; Larry Walker, April 1, 2003 at Houston
- **Home Runs:** 2, Vinny Castilla, March 31, 1998 at Arizona; Trevor Story, April 4, 2016 at Arizona
- **RBI:** 5, Vinny Castilla, March 31, 1998 at Arizona
- **SB:** 2, Chris Owings, April 1, 2021 vs. LAD

Consecutive Starts (years)

- 16, Todd Helton (1998-2013)
- 9, Troy Tulowitzki (2007-2015)
- 9, Carlos González (2010-2018)

Consecutive Starts (pitching)

- 2, Kevin Ritz (1996-97)
- 2, Darryl Kile (1998-99)
- 2, Mike Hampton (2001-2002)
- 2, Ubaldo Jiménez (2010-11)
- 2, Jon Gray (2017-18)
- 2, Germán Márquez (2020-21)

Most Opening Day Starts

- C: Chris Iannetta, 6
- 1B: Todd Helton, 16
- 2B: DJ LeMahieu, 5
- 3B: Nolan Arenado, 7
- SS: Troy Tulowitzki, 9
- LF: Carlos González, 5
- CF: Charlie Blackmon, 5
- RF: Larry Walker, 7

Overall Record:.....16-13
 Home/Road:.....5-3 / 10-10
 Neutral:.....1-0
 Coors Field:.....5-2
 Mile High Stadium:.....0-1
 Day:.....12-11
 Night:.....4-2
 Arizona:.....4-4
 Atlanta:.....0-1
 Cincinnati:.....0-1
 Houston:.....1-1
 Los Angeles:.....1-0
 Miami:.....1-1
 Milwaukee:.....3-1
 New York (NL):.....1-1
 Philadelphia:.....1-1
 San Diego:.....2-0
 St. Louis:.....2-1
 Texas:.....0-1
 Extra innings:.....2-2
 Shortest Game:.....2:14, April 3, 2000
at Atlanta
 Longest Game:.....4:11, April 4, 2016
at Arizona
 Longest Game (extra innings):
4:49 (14 innings)
April 26, 1995
vs. NY Mets

Consecutive Wins:.....3, 2x, last: 2015-17
 Consecutive Losses:..2, 3x, last: 2013-14
 Consecutive Openers at Home:
3, 2005-07
 Consecutive Openers on Road:
9, 2012-20
 Sunday1-0 record
1999, Won
 Monday.....7-8 record
1993, Lost
1994, Lost
2000, Lost
2001, Won
2002, Lost
2005, Won
2006, Won
2007, Lost
2009, Lost
2010, Won
2013, Lost
2014, Lost
2015, Won
2016, Won
2017, Won
 Tuesday.....4-2 record
1996, Won
1997, Lost
1998, Won
2003, Lost
2004, Won
2008, Won
 Wednesday.....1-0 record
1995, Win
 Thursday.....1-1 record
2018, Lost
2019, Won
2021, Won
 Friday.....1-2 record
2011, Lost
2012, Won
2020, Lost

Rockies on Opening Day

OPENING DAY RESULTS (15-13)

Date	Opp.	Result	Starter	W-L	IP	H	R	ER	BB	SO
April 5, 1993	at New York	L, 0-3	Nied	L	5.0	6	2	2	6	3
April 4, 1994	Philadelphia	L, 6-12	Reynoso	-	6.0	5	2	2	2	4
April 26, 1995	New York	W, 11-9 (14)	Swift	-	6.0	10	5	5	0	4
April 2, 1996	at Philadelphia	W, 5-3	Ritz	W	5.1	1	0	0	7	4
April 1, 1997	at Cincinnati	L, 4-11	Ritz	L	5.0	8	5	5	4	2
March 31, 1998 [^]	at Arizona	W, 9-2	Kile	W	7.0	4	1	1	3	4
April 4, 1999 [#]	at San Diego	W, 8-2	Kile	W	6.2	5	2	2	4	4
April 3, 2000	at Atlanta	L, 0-2	Astacio	L	7.1	6	2	2	1	5
April 2, 2001	St. Louis	W, 8-0	Hampton	W	8.1	5	0	0	3	5
April 1, 2002	at St. Louis	L, 2-10	Hampton	L	3.2	9	6	6	3	1
April 1, 2003	at Houston	L, 4-10	Jennings	L	4.0	9	8	8	1	5
April 6, 2004	at Arizona	W, 6-2	Estes	W	7.0	2	1	1	2	3
April 4, 2005	vs. San Diego	W, 12-10	Kennedy	-	5.0	7	6	6	4	7
April 3, 2006	vs. Arizona	W, 3-2 (11)	Jennings	-	7.0	6	1	1	1	6
April 2, 2007	vs. Arizona	L, 6-8	Cook	-	6.0	9	5	5	4	4
April 1, 2008*	at St. Louis	W, 2-1	Wells	-	5.1	4	1	1	3	3
April 6, 2009	at Arizona	L, 8-9	Cook	-	2.1	7	6	6	1	2
April 5, 2010	at Milwaukee	W, 5-3	Jiménez	W	6.0	8	1	1	1	6
April 1, 2011	vs. Arizona	L, 6-7	Jiménez	-	6.0	7	6	5	1	1
April 6, 2012	at Houston	W, 5-3	Guthrie	W	7.0	4	3	3	3	1
April 1, 2013	at Milwaukee	L, 4-5 (10)	Chacín	-	6.2	3	1	1	3	6
March 31, 2014	at Miami	L, 1-10	De La Rosa	L	4.1	4	5	5	2	6
April 6, 2015	at Milwaukee	W, 10-0	Kendrick	W	7.0	7	0	0	0	6
April 4, 2016	at Arizona	W, 10-5	De La Rosa	-	4.2	8	5	5	2	8
April 3, 2017	at Milwaukee	W, 7-5	Gray	-	4.0	6	5	5	2	7
March 29, 2018	at Arizona	L, 2-8	Gray	L	4.0	6	3	3	3	4
March 28, 2019	at Miami	W, 6-3	Freeland	W	7.0	2	1	1	1	5
July 24, 2020 [^]	at Texas	L, 0-1	Márquez	L	5.2	2	1	1	3	6
April 1, 2021	vs. Los Angeles-NL	W, 8-5	Márquez	-	4.0	6	1	1	6	2

[#] in Monterrey, Mexico

*Rained out Mar. 31 (Francis would have started)

[^]Ballpark's inaugural game

HOME OPENER RESULTS (15-12)

Date	Opponent	Result	Starter	W-L	IP	H	R	ER	BB	SO
April 9, 1993	Montreal	W, 11-4	B. Smith	W	7.0	6	0	0	0	1
April 4, 1994	Philadelphia	L, 6-12	Reynoso	-	6.0	5	2	2	2	4
April 26, 1995	New York	W, 11-9 (14)	Swift	-	6.0	10	5	5	0	4
April 8, 1996	Chicago	L, 6-9	Ritz	L	7.0	11	9	9	4	4
April 7, 1997	Cincinnati	W, 13-2	Swift	W	6.0	3	2	1	2	4
April 7, 1998	St. Louis	L, 11-12	Astacio	L	5.0	5	6	6	2	7
April 12, 1999	San Diego	L, 5-8 (11)	Astacio	-	7.0	7	3	3	2	8
April 10, 2000	Cincinnati	W, 7-5	Arrojo	W	6.0	6	2	2	0	4
April 2, 2001	St. Louis	W, 8-0	Hampton	W	8.1	5	0	0	3	5
April 8, 2002	Houston	L, 4-8	Neagle	L	5.2	9	6	6	4	2
April 4, 2003	Arizona	W, 2-1	Chacón	W	7.0	2	1	1	0	8
April 12, 2004	Arizona	W, 7-4	Jennings	-	6.0	6	3	3	4	3
April 4, 2005	San Diego	W, 12-10	Kennedy	-	5.0	7	6	6	4	7
April 3, 2006	Arizona	W, 3-2 (11)	Jennings	-	7.0	6	1	1	1	6
April 2, 2007	Arizona	L, 6-8	Cook	-	6.0	9	5	5	4	4
April 4, 2008	Arizona	L, 1-8	Redman	L	5.2	9	5	4	3	4
April 10, 2009	Philadelphia	W, 10-3	Marquis	W	7.0	5	2	2	2	2
April 9, 2010	San Diego	W, 7-0	De La Rosa	W	7.0	1	0	0	1	9
April 1, 2011	Arizona	L, 6-7	Jiménez	-	6.0	7	6	5	1	1
April 9, 2012	San Francisco	L, 0-7	Chacín	L	4.0	4	4	4	5	3
April 5, 2013	San Diego	W, 5-2	Francis	W	6.0	5	1	1	1	5
April 4, 2014	Arizona	W, 12-2	Nicasio	W	7.0	4	1	1	1	6
April 10, 2015	Chicago-NL	W, 5-1	Matzek	-	4.0	4	1	1	3	4
April 8, 2016	San Diego	L, 6-13	Lyles	L	3.1	7	5	5	3	4
April 7, 2017	Los Angeles-NL	W, 2-1	Freeland [*]	W	6.0	4	1	1	2	6
April 6, 2018	Atlanta	L, 3-8	Márquez	L	4.2	7	7	7	6	2
April 5, 2019	Los Angeles-NL	L, 10-6	Anderson	L	4.0	9	6	6	3	2
July 31, 2020	San Diego	L, 7-8	Gray	-	5.2	4	3	2	1	2
April 1, 2021	Los Angeles-NL	W, 8-5	Márquez	-	4.0	6	1	1	6	2

*Major League debut

(Rockies on Opening Day, continued)

OPENING DAY LINEUPS

1993

April 5 at New York

21	Eric Young	2B
5	Alex Cole	CF
10	Dante Bichette	RF
14	Andres Galarraga	1B
24	Jerald Clark	LF
13	Charlie Hayes	3B
7	Joe Girardi	C
12	Freddie Benavides	SS
17	David Nied	P

1994

April 4 vs. Philadelphia

22	Walt Weiss	SS
20	Howard Johnson	LF
10	Dante Bichette	RF
14	Andres Galarraga	1B
13	Charlie Hayes	3B
26	Ellis Burks	CF
7	Joe Girardi	C
8	Roberto Mejia	2B
42	Armando Reynoso	P

1995

April 26 vs. New York

22	Walt Weiss	SS
7	Joe Girardi	C
33	Larry Walker	RF
14	Andres Galarraga	1B
10	Dante Bichette	LF
12	Mike Kingery	CF
9	Vinny Castilla	3B
8	Roberto Mejia	2B
20	Bill Swift	P

1996

April 2 at Philadelphia

22	Walt Weiss	SS
26	Ellis Burks	LF
10	Dante Bichette	RF
33	Larry Walker	CF
14	Andres Galarraga	1B
9	Vinny Castilla	3B
6	Jason Bates	2B
27	Jorge Brito	C
30	Kevin Ritz	P

1997

April 1 at Cincinnati

21	Eric Young	2B
26	Ellis Burks	CF
10	Dante Bichette	LF
33	Larry Walker	RF
14	Andres Galarraga	1B
9	Vinny Castilla	3B
8	Kirt Manwaring	C
22	Walt Weiss	SS
30	Kevin Ritz	P

1998

March 31 at Arizona

3	Mike Lansing	2B
6	Ellis Burks	CF
33	Larry Walker	RF
10	Dante Bichette	LF
9	Vinny Castilla	3B
17	Todd Helton	1B
5	Neifi Perez	SS
8	Kirt Manwaring	C
57	Darryl Kile	P

1999

April 4 vs. San Diego (in Mexico)

12	Darryl Hamilton	CF
5	Neifi Perez	SS
28	Lenny Harris	RF
10	Dante Bichette	LF
9	Vinny Castilla	3B
17	Todd Helton	1B
3	Mike Lansing	2B
8	Kirt Manwaring	C
57	Darryl Kile	P

2000

April 3 at Atlanta

24	Tom Goodwin	CF
3	Mike Lansing	2B
33	Larry Walker	RF
7	Jeff Cirillo	3B
17	Todd Helton	1B
4	Jeffrey Hammonds	LF
5	Neifi Perez	SS
8	Brent Mayne	C
34	Pedro Astacio	P

2001

April 2 vs. St. Louis

9	Juan Pierre	CF
12	Todd Walker	2B
33	Larry Walker	RF
17	Todd Helton	1B
7	Jeff Cirillo	3B
27	Todd Hollandsworth	LF
5	Neifi Perez	SS
8	Brent Mayne	C
10	Mike Hampton	P

2002

April 1 at St. Louis

9	Juan Pierre	CF
4	Juan Uribe	SS
33	Larry Walker	RF
17	Todd Helton	1B
7	Todd Zeile	3B
27	Todd Hollandsworth	LF
2	Jose Ortiz	2B
29	Gary Bennett	C
10	Mike Hampton	P

2003

April 1 at Houston

10	Ronnie Belliard	2B
24	Jay Payton	LF
17	Todd Helton	1B
33	Larry Walker	RF
44	Preston Wilson	CF
18	Jose Hernandez	SS
23	Charles Johnson	C
7	Chris Stynes	3B
32	Jason Jennings	P

2004

April 6 at Arizona

4	Luis Gonzalez	2B
10	Royce Clayton	SS
17	Todd Helton	1B
44	Preston Wilson	CF
9	Vinny Castilla	3B
19	Kit Pellow	LF
35	Jeremy Burnitz	RF
23	Charles Johnson	C
55	Shawn Estes	P

2005

April 4 vs. San Diego

6	Aaron Miles	2B
12	Clint Barmes	SS
17	Todd Helton	1B
44	Preston Wilson	CF
5	Matt Holliday	LF
22	Dustan Mohr	RF
10	Jeff Baker	3B
7	J.D. Closser	C
37	Joe Kennedy	P

2006

April 3 vs. Arizona

31	Cory Sullivan	CF
12	Clint Barmes	SS
17	Todd Helton	1B
5	Matt Holliday	LF
27	Garrett Atkins	3B
11	Brad Hawpe	RF
4	Luis Gonzalez	2B
55	Danny Ardoin	C
32	Jason Jennings	P

2007

April 2 vs. Arizona

3	Willy Taveras	CF
7	Kazuo Matsui	2B
27	Garrett Atkins	3B
17	Todd Helton	1B
5	Matt Holliday	LF
11	Brad Hawpe	RF
2	Troy Tulowitzki	SS
20	Chris Iannetta	C
28	Aaron Cook	P

2008

April 1 at St. Louis

3	Willy Taveras	CF
2	Troy Tulowitzki	SS
17	Todd Helton	1B
5	Matt Holliday	LF
27	Garrett Atkins	3B
11	Brad Hawpe	RF
8	Yorvit Torrealba	B
4	Jayson Nix	2B
16	Kip Wells	P

2009

April 6 at Arizona

19	Ryan Spillborgs	CF
7	Seth Smith	LF
17	Todd Helton	1B
27	Garrett Atkins	3B
11	Brad Hawpe	RF
9	Ian Stewart	2B
2	Troy Tulowitzki	SS
20	Chris Iannetta	C
28	Aaron Cook	P

2010

April 5 at Milwaukee

5	Carlos Gonzalez	CF
7	Seth Smith	LF
17	Todd Helton	1B
2	Troy Tulowitzki	SS
11	Brad Hawpe	RF
20	Chris Iannetta	C
9	Ian Stewart	3B
12	Clint Barmes	2B
38	Ubaldo Jimenez	P

2011

April 1 vs. Arizona

24	Dexter Fowler	CF
7	Seth Smith	LF
5	Carlos Gonzalez	RF
2	Troy Tulowitzki	SS
17	Todd Helton	1B
21	Ty Wigginton	3B
22	Jose Lopez	2B
20	Chris Iannetta	C
38	Ubaldo Jimenez	P

2012

April 6 at Houston

19	Marco Scutaro	2B
24	Dexter Fowler	CF
5	Carlos Gonzalez	LF
2	Troy Tulowitzki	SS
17	Todd Helton	1B
3	Michael Cuddyer	RF
55	Ramon Hernandez	C
10	Chris Nelson	3B
15	Jeremy Guthrie	P

2013

April 1 at Milwaukee

24	Dexter Fowler	CF
14	Josh Rutledge	2B
5	Carlos Gonzalez	LF
2	Troy Tulowitzki	SS
3	Michael Cuddyer	RF
17	Todd Helton	1B
20	Wilin Rosario	C
10	Chris Nelson	3B
45	Jhoulys Chacin	RHP

2014

March 31 at Miami

19	Charlie Blackmon	CF
3	Michael Cuddyer	RF
5	Carlos Gonzalez	LF
2	Troy Tulowitzki	SS
33	Justin Morneau	1B
20	Wilin Rosario	3B
28	Nolan Arenado	C
9	DJ LeMahieu	2B
28	Jorge De La Rosa	P

2015

April 6 at Milwaukee

19	Charlie Blackmon	CF
5	Carlos Gonzalez	RF
2	Troy Tulowitzki	SS
33	Justin Morneau	1B
28	Nolan Arenado	3B
6	Cory Dickerson	LF
4	Nick Hundley	C
9	DJ LeMahieu	2B
37	Kyle Kendrick	RHP

2016

April 5 at Arizona

19	Charlie Blackmon	CF
27	Trevor Story	SS
5	Carlos Gonzalez	RF
28	Nolan Arenado	3B
8	Gerardo Parra	LF
12	Mark Reynolds	1B
4	Nick Hundley	C
9	DJ LeMahieu	2B
29	Jorge De La Rosa	P

2017

April 3 at Milwaukee

19	Charlie Blackmon	CF
9	DJ LeMahieu	2B
5	Carlos Gonzalez	RF
28	Nolan Arenado	3B
27	Trevor Story	SS
8	Gerardo Parra	LF
12	Mark Reynolds	1B
14	Tony Wolters	C
55	Jon Gray	P

2018

March 29 at Arizona

19	Charlie Blackmon	CF
9	DJ LeMahieu	2B
28	Nolan Arenado	3B
27	Trevor Story	SS
5	Carlos Gonzalez	RF
20	Ian Desmond	1B
8	Gerardo Parra	LF
22	Chris Iannetta	C
55	Jon Gray	P

2019

March 28 at Miami

19	Charlie Blackmon	RF
9	Daniel Murphy	1B
28	Nolan Arenado	3B
27	Trevor Story	SS
26	David Dahl	LF
20	Ian Desmond	CF
28	Ryan McMahon	2B
22	Chris Iannetta	C
21	Kyle Freeland	P

2020

July 24 at Texas

26	David Dahl	CF
27	Trevor Story	SS
19	Charlie Blackmon	RF
28	Nolan Arenado	3B
9	Daniel Murphy	1B
24	Ryan McMahon	2B
15	Raimel Tapia	DH
22	Sam Hilliard	2B
14	Tony Wolters	C

2021

April 1 vs. Los Angeles-NL

15	Raimel Tapia	LF
8	Joshua Fuentes	3B
27	Trevor Story	SS
19	Charlie Blackmon	RF
25	C.J. Cron	1B
35	Elias Diaz	C
12	Chris Owings	2B
1	Garrett Hampson	CF
48	Germán Márquez	P

Record Book

Rockies on Special Occasions

ROCKIES ON HOME FIREWORKS NIGHTS (41-25)

Date	Opponent	Result	Attendance
July 3, 1993	Chicago	W, 5-4	63,826
July 14, 1994	St. Louis	W, 8-1	63,745
July 4, 1995	Houston	L, 8-16	48,078
July 11, 1996	San Diego	W, 8-5 (10)	45,703
July 10, 1997	San Diego	L, 5-11	45,833
June 24, 1998	Houston	W, 8-6	48,150
July 3, 1999 (D)	San Diego	W, 12-10	38,375
July 3, 1999 (N)	San Diego	W, 8-6	48,750
July 13, 2000	Cincinnati	L, 6-15	48,735
Sept. 22, 2000	Florida	L, 4-8	45,529
July 6, 2001	Anaheim	L, 5-6	48,576
Sept. 28, 2001	Milwaukee	W, 6-5	44,109
July 3, 2002	San Francisco	W, 14-4	48,504
July 5, 2002	San Diego	W, 9-6	48,540
Sept. 20, 2002	Arizona	W, 9-4	37,842
July 2, 2003	Arizona	W, 6-2	47,032
July 3, 2003	Arizona	L, 4-8	48,560
Sept. 19, 2003	San Diego	W, 6-5	31,976
July 2, 2004	Detroit	W, 9-8 (10)	47,585
July 3, 2004	Detroit	W, 11-6	48,131
Sept. 24, 2004	St. Louis	L, 4-5	45,053
May 30, 2005	St. Louis	L, 4-5	34,239
July 4, 2005	Los Angeles-NL	L, 3-4 (11)	48,538
Sept. 23, 2005	San Francisco	L, 6-7	35,265
July 3, 2006	San Francisco	L, 6-9	48,364
July 4, 2006	San Francisco	W, 6-1	48,078
Sept. 22, 2006	Atlanta	W, 6-4	33,260
July 3, 2007	New York-NL	W, 11-3	48,040
July 4, 2007	New York-NL	W, 17-7	48,123
Sept. 28, 2007	Arizona	L, 2-4	48,190
July 3, 2008	Florida	W, 6-5 (11)	48,084
July 4, 2008	Florida	W, 18-17	48,691
Sept. 19, 2008	Arizona	W, 3-2	43,137
July 3, 2009	Arizona	W, 5-0	49,026
July 4, 2009	Arizona	L, 7-11	49,096
Sept. 25, 2009	St. Louis	W, 2-1	48,847
July 2, 2010	San Francisco	W, 6-3	48,127
July 3, 2010	San Francisco	L, 8-11	49,271
Sept. 24, 2010	San Francisco	L, 1-2	49,071
July 1, 2011	Kansas City	W, 9-0	48,282
July 2, 2011	Kansas City	W, 9-6	49,277
Sept. 16, 2011	San Francisco	L, 1-9	47,302
June 29, 2012	San Diego	W, 10-2	42,785
June 30, 2012	San Diego	L, 8-4	48,169
Sept. 21, 2012	Arizona	L, 15-5	42,359
July 3, 2013	Los Angeles-NL	L, 10-8	48,628
July 4, 2013	Los Angeles-NL	W, 9-5	48,794
Sept. 20, 2013	Arizona	W, 9-4	38,247
July 3, 2014	Los Angeles-NL	L, 2-3	48,533
July 4, 2014	Los Angeles-NL	L, 0-9	48,815
Sept. 19, 2014	Arizona	W, 8-3	29,036
May 23, 2015	San Francisco	W, 10-5	30,189
July 10, 2015	Atlanta	W, 5-3	48,254
Sept. 25, 2015	Los Angeles-NL	W, 7-4	38,485
July 8, 2016	Philadelphia	L, 3-5	42,335
July 9, 2016	Philadelphia	W, 8-3	48,105
Sept. 30, 2016	Milwaukee	W, 4-1	41,068
July 3, 2017	Cincinnati	W, 5-3	49,131
July 4, 2017	Cincinnati	L, 1-8	48,338
Sept. 29, 2017	Los Angeles-NL	W, 9-1	48,395
July 3, 2018	San Francisco	W, 8-1	48,072
July 4, 2018	San Francisco	W, 1-0	48,158
Sept. 28, 2018	Washington	W, 5-2	48,089
July 2, 2019	Houston	L, 8-9	47,864
July 3, 2019	Houston	L, 4-2	48,308
Sept. 27, 2019	Milwaukee	W, 4-3	36,771
July 2, 2021	St. Louis	L, 3-9	47,224
July 3, 2021	St. Louis	W, 3-2	48,182
Sept. 24, 2021	San Francisco	L, 2-7	41,613

(Rockies on Special Occasions, continued)**ROCKIES ON JULY 4 (10-17)**

Date	Opponent	Result	Winner	Loser	Attendance
July 4, 1993	CHICAGO-NL	W, 3-1	Parrett	Morgan	59,259
July 4, 1994	at Chicago-NL (1)	L, 3-4	Bautista	Ruffin	-
July 4, 1994	at Chicago-NL (2)	W, 4-2	Walton	Myers	37,167
July 4, 1995	HOUSTON	L, 8-16	Hampton	Olivares	48,078
July 4, 1996	at Los Angeles	L, 4-9	Valdez	Freeman	54,331
July 4, 1997	at San Francisco	L, 0-4	Estes	Wright	41,566
July 4, 1998	at San Diego	L, 1-9	Langston	Jones	61,148
July 4, 1999	SAN DIEGO	L, 0-11	Asbby	Bohanon	38059
July 4, 2000	at San Francisco (1)	L, 1-4	Hernandez	Yoshii	-
July 4, 2000	at San Francisco (2)	L, 0-3	Gardner	Karl	40,930
July 4, 2001	at San Diego	L, 3-8	Hitchcock	Suzuki	34,188
July 4, 2003	at Milwaukee	W, 8-6	Reed	Estrella	21,144
July 4, 2004	DETROIT	W, 10-8	Bernero	Knotts	26,944
July 4, 2005	LOS ANGELES-NL	L, 3-4	Carrara	Witasick	48,538
July 4, 2006	SAN FRANCISCO	W, 6-1	Francis	Schmidt	48,078
July 4, 2007	NEW YORK-NL	W, 17-7	Fogg	Hernandez	48,123
July 4, 2008	FLORIDA	W, 18-17	Buchholz	Gregg	48,691
July 4, 2009	ARIZONA	L, 7-11	Schoeneweis	Peralta	49,096
July 4, 2010	SAN FRANCISCO	W, 4-3 (15)	Mora	Jimenez	35,274
July 4, 2011	at Atlanta	L, 1-4	Flares	Hanson	36,137
July 4, 2012	at St. Louis	L, 1-4	Wainwright	Guthrie	42,338
July 4, 2013	LOS ANGELES-NL	W, 9-5	Chacin	Capuano	48,794
July 4, 2014	LOS ANGELES-NL	L, 0-9	Keach	Jurriens	48,815
July 4, 2015	at Arizona	L, 3-7	Corbin	Hale	42,113
July 4, 2016	at San Francisco	L, 1-3	Peavy	Anderson	41,874
July 4, 2017	CINCINNATI	L, 1-8	Bailey	Freeland	48,338
July 4, 2018	SAN FRANCISCO	W, 1-0	Anderson	Suárez	48,158
July 4, 2021	ST. LOUIS	W, 3-2	Lawrence	Reyes	36,891

ROCKIES ON MEMORIAL DAY (16-12)

Date	Opponent	Result	Winner	Loser	Attendance
May 31, 1993	PITTSBURGH	W, 6-2	Reynoso	Wakefield	47,665
May 30, 1994	at New York	W, 12-2	Ritz	Gozzo	20,705
May 29, 1995	at St. Louis	L, 5-6 (11)	Habyan	Bailey	26,962
May 27, 1996	at St. Louis	W, 5-2	Ritz	Stottlemeyer	38,043
May 26, 1997	ST. LOUIS	W, 9-7	Dejean	Petkovsek	48,043
May 25, 1998	at St. Louis	W, 6-1	Thomson	Busby	42,038
May 31, 1999	at Atlanta	L, 1-3	Millwood	Astacio	34,136
May 29, 2000	HOUSTON	W, 8-7	White	Cabrera	41,231
May 28, 2001	at Los Angeles	L, 10-11 (11)	Herges	Villone	27,812
May 27, 2002	at San Diego	L, 5-8	Lawrence	Hampton	15,666
May 26, 2003	SAN FRANCISCO	W, 12-7	Fuentes	Nathan	28,340
May 31, 2004	at San Diego	W, 7-1	Jennings	Eaton	38,355
May 30, 2005	ST. LOUIS	L, 4-5	Marquis	Witasick	34,239
May 29, 2006	at San Diego	W, 5-0	Jennings	Thompson	27,904
May 28, 2007	ST. LOUIS	W, 6-2	Francis	Wells	31,575
May 26, 2008	at Philadelphia	L, 5-20	Moyer	De La Rosa	44,764
May 25, 2009	LOS ANGELES-NL	L, 6-16	Ohman	De La Rosa	37,024
May 31, 2010	at San Francisco	W, 4-0	Jimenez	Lincecum	42,645
May 30, 2011	at Los Angeles-NL	L, 1-7	Billingley	Hammel	36,962
May 28, 2012	HOUSTON (1)	W, 9-7	Bellis	Rodriguez	34,546
May 28, 2013	HOUSTON (2)	W, 7-6 (10)	Roenicke	Myers	35,786
May 27, 2012	at Houston	L, 3-2 (12)	Clemens	Lopez	16,044
May 26, 2014	at Philadelphia	L, 0-9	Kendrick	Chacin	27,289
May 25, 2015	at Cincinnati	W, 5-4	Betancourt	Chapman	20,516
May 30, 2016	CINCINNATI	L, 8-11	Straily	Bettis	30,608
May 29, 2017	SEATTLE	L, 5-6	Gaviglio	Chatwood	40,298
May 28, 2018	SAN FRANCISCO	W, 6-5 (10)	Shaw	Suárez	32,409
May 27, 2019	ARIZONA	W, 4-3 (11)	Oh	Andriese	35,604

ROCKIES ON LABOR DAY (16-8)

Date	Opponent	Result	Winner	Loser	Attendance
Sept. 6, 1993	at Montreal	L, 3-4	Scott	Reed	40,066
Sept. 4, 1995	at Chicago-NL	L, 0-2	Castillo	Rekar	31,601
Sept. 2, 1996	at Pittsburgh	W, 8-3	Ritz	Loaiza	9,513
Sept. 1, 1997	at Anaheim	W, 4-1	Thomson	Watson	19,614
Sept. 7, 1998	FLORIDA	W, 15-10	Leskanic	Ludwick	41,094
Sept. 6, 1999	at Montreal	W, 5-3	Astacio	Thurman	7,698
Sept. 4, 2000	CHICAGO-NL	W, 6-2	Rose	Lieber	40,277
Sept. 3, 2001	at San Francisco	W, 4-1	Jennings	Rueter	41,528
Sept. 2, 2002	at San Diego	W, 5-2	Jennings	B. Jones	31,857
Sept. 4, 2006	at San Diego	L, 5-7	Seanez	Fuentes	35,722
Sept. 3, 2007	SAN FRANCISCO	W, 7-4	Francis	Cain	30,168
Sept. 1, 2008	SAN FRANCISCO	W, 4-0	De La Rosa	Sanchez	31,388
Sept. 7, 2009	CINCINNATI	W, 4-3	Betancourt	Fisher	40,357
Sept. 6, 2010	CINCINNATI	W, 10-5	Jimenez	Bray	40,237
Sept. 5, 2011	ARIZONA	L, 7-10	Miley	Rogers	40,342
Sept. 3, 2012	at Atlanta	L, 1-6	Medlen	Chatwood	24,848
Sept. 2, 2013	LOS ANGELES	L, 8-10	Kershaw	Manship	36,822
Sept. 1, 2014	SAN FRANCISCO	W, 10-9	Hawkins	Romo	33,711
Sept. 7, 2015	at San Diego	W, 6-4	Kenrick	Kennedy	24,585
Sept. 5, 2016	SAN FRANCISCO	W, 6-0	Bettis	Moore	26,574
Sept. 4, 2017	SAN FRANCISCO	W, 4-3	Holland	Okert	28,300
Sept. 3, 2018	SAN FRANCISCO	W, 9-8	Oh	Watson	43,256
Sept. 2, 2019	at Los Angeles-NL	L, 9-16	Buehrer	Lambert	45,910
Sept. 7, 2020	at San Diego	L, 0-1	Pomeranz	Estévez	N/A
Sept. 6, 2021	SAN FRANCISCO	L, 5-10	Gausman	Freeland	27,967

(Rockies on Special Occasions, continued)

ROCKIES ON MOTHER'S DAY (11-16)

Date	Opponent	Result	Winner	Loser	Attendance
May 9, 1993	ATLANTA	L, 7-12	McMichael	S. Reed	70,797
May 8, 1994	at San Diego	W, 1-0	Nied	Ge. Harris	14,328
May 14, 1995	at Florida	W, 6-3	Ritz	Rapp	20,490
May 12, 1996	at Florida	L, 5-7	Nen	Leskanic	21,058
May 11, 1997	at Philadelphia	L, 1-3	Schilling	Thomson	21,282
May 10, 1998	at Montreal	W, 5-3	Kile	Kline	10,041
May 9, 1999	PHILADELPHIA	L, 8-10	Ryan	Veres	40,251
May 14, 2000	SAN FRANCISCO	W, 11-7	G. White	Hernandez	44,577
May 13, 2001	MONTREAL	L, 10-14	Lloyd	Astacio	42,235
May 12, 2002	at New York-NL	W, 4-3 (13)	R. White	K. Davis	33,578
May 11, 2003	at Florida	L, 2-7	Pavano	Cook	9,205
May 9, 2004	at Chicago-NL	L, 4-5 (13)	Rusch	Fassero	39,155
May 8, 2005	at Florida	W, 8-3	Francis	Leiter	17,538
May 14, 2006	at Houston	L, 0-3	Pettitte	Francis	37,614
May 13, 2007	SAN FRANCISCO	L, 2-15	Cain	Buchholz	24,243
May 11, 2008	at San Diego	L, 1-6	Young	Reynolds	28,624
May 10, 2009	FLORIDA	W, 3-2	Cook	Volstad	30,197
May 9, 2010	at Los Angeles-NL	L, 0-2	Jimenez	Kershaw	40,718
May 15, 2011	SAN DIEGO	L, 2-8	Latos	Hammell	38,109
May 13, 2012	at Los Angeles-NL	L, 5-11	Lilly	White	49,124
May 12, 2013	at St. Louis	W, 8-2	De La Rosa	Garcia	40,881
Mat 11, 2014	at Cincinnati	L, 1-4	Bailey	Nicasio	33,143
May 10, 2015	LOS ANGELES-NL	L 5-9	Kershaw	Oberg	30,710
May 8, 2016	at San Francisco	W 2-0	Butler	Samardzija	41,593
May 14, 2017	LOS ANGELES-NL	W, 9-6	Senzatela	Urias	41,051
May 13, 2018	MILWAUKEE	L, 3-7	Peralta	Gray	40,453
May 12, 2019	SAN DIEGO	W, 10-7	Senzatela	Margevicius	40,234
May 9, 2021	at St. Louis	L, 0-2	Wainwright	Márquez	13,380

ROCKIES ON FATHER'S DAY (13-14)

Date	Opponent	Result	Winner	Loser	Attendance
June 20, 1993	SAN DIEGO	W, 3-1	Reed	Mason	63,661
June 19, 1994	at Los Angeles-NL	L, 3-7	Astacio	Ritz	51,015
June 18, 1995	ATLANTA	L, 4-9	Mercker	Freeman	48,032
June 16, 1996	PHILADELPHIA	W, 11-3	Ritz	B. Muñoz	48,041
June 15, 1997	at Oakland	L, 2-5	Prieto	Ritz	24,333
June 21, 1998	LOS ANGELES-NL	W, 11-6	B. Jones	Park	48,186
June 20, 1999	FLORIDA	W, 8-7	Bohanon	Dempster	47,070
June 18, 2000	ARIZONA	W, 19-2	Yoshii	Reynoso	48,117
June 17, 2001	at Cincinnati	W, 4-3	Bohanon	Dessens	25,947
June 16, 2002	CLEVELAND	L, 4-5	Colon	Neagle	40,794
June 15, 2003	at Detroit	W, 5-4	Jennings	Knotts	19,323
June 20, 2004	BALTIMORE	L, 2-4	B. Ryan	Chacón	40,532
June 19, 2005	at Baltimore	L, 2-4	H. Penn	Francis	45,945
June 18, 2006	at St. Louis	L, 1-4	Carpenter	Fogg	45,657
June 17, 2007	TAMPA BAY	L, 4-7	Kazmir	Cook	31,190
June 15, 2008	at Chicago-AL	W, 5-3	Cook	Contreras	32,044
June 21, 2009	PITTSBURGH	W, 5-4	De La Rosa	Maholm	44,131
June 20, 2010	MILWAUKEE	L, 1-6	Hoffman	Corpas	46,511
June 19, 2011	DETROIT	L, 1-9	Verlander	Cook	49,015
June 17, 2012	at Detroit	L, 0-5	Scherzer	Guthrie	40,619
June 16, 2013	PHILADELPHIA	W, 5-2	Chacin	Hamels	45,186
June 15, 2014	at San Francisco	W, 8-7	Belisle	Gutierrez	41,824
June 21, 2015	MILWAUKEE	W, 10-4	Rusin	Garza	41,487
June 19, 2016	at Miami	L, 0-3	Koehler	Anderson	24,993
June 18, 2017	SAN FRANCISCO	W, 7-5	Estévez	Melancon	48,341
June 17, 2018	at Texas	L, 12-13	Chávez	Davis	25,513
June 16, 2019	SAN DIEGO	L, 13-14	Reyes	Davis	47,526
June 20, 2021	MILWAUKEE	L, 6-7	Williams	Bard	34,224

ROCKIES AND THE WEATHER

HOTTEST HOME GAMES

Game	Denver	Day or	Game Date	Opponent
Temp (F)	High	Night		
100	105	N	June 25, 2012	Washington
97	98	N	July 5, 2017	Cincinnati
97	98	D	June 7, 2006	Pittsburgh
97	99	D	July 29, 2005	Philadelphia
97	100	D	July 13, 2003	Los Angeles-NL
97	99	N	July 1, 2002	San Francisco
97	104	D	June 26, 1994	San Francisco
96	98	N	July 19, 2008	Pittsburgh

COLDEST HOME GAMES

Game	Denver	Day or	Game Date	Opponent
Temp (F)	Low	Night		
23	6	D	April 23, 2013 (GM 1)	Atlanta
27	21	D	April 6, 2018	Atlanta
28	10	D	April 18, 2013	New York-NL
28	7	D	April 12, 1997	Montreal
30	6	D	April 23, 2013 (GM 2)	Atlanta
35	21	D	April 15, 1999	San Diego
35	23	N	Oct. 11, 2009 (GM 3)	Philadelphia
37	32	N	April 24, 2018	San Diego
37	32	N	April 21, 2004	Los Angeles-NL
37	23	D	April 12, 2004	Arizona
37	28	D	Sept. 24, 2000	Florida

The Last Time it Happened...

10 or more consecutive wins	Sept. 3-10, 2010 (10)
10 or more consecutive losses	April 28-May 13, 2015 (11)
13 consecutive losses	July 25-Aug. 6, 1993
Tie	None
Suspended game	May 22-Sept. 1, 2014 vs. San Francisco (4-2 loss, 9.0 innings)
Rain-shortened completed game in Denver	May 8, 2015 vs. Los Angeles-NL (2-1 loss, 5.1 innings)
Rain-shortened completed game on the road	Aug. 26, 2012 at Chicago-NL (5-0 loss, 8.0 innings)
1-0 win	April 3, 2019 at Tampa Bay
1-0 win at home	July 4, 2018 vs. San Francisco
1-0 loss	July 24, 2021 at Los Angeles-NL
1-0 loss at home	Aug. 1, 2006 vs. Milwaukee
Doubleheader sweep	Aug. 17, 2014 vs. Cincinnati (10-9 and 10-5 wins)
Doubleheader sweep by an opponent at home	July 15, 2019 vs. San Francisco (2-19 and 1-2 losses)
Doubleheader sweep by an opponent on the road	May 27, 2021 at New York-NL (0-1 and 2-4 losses)
Doubleheader shutouts	None
Scheduled doubleheader at home	May 28, 2012 vs. Houston (split doubleheader)
Four-game sweep at home	May 27-30, 2019 vs. Arizona
Four-game sweep on the road	Aug. 16-19, 2018 at Atlanta
Four-game sweep by an opponent at home	Aug. 29-Sept. 1, 2019 vs. Pittsburgh
Four-game sweep by an opponent on the road	Aug. 22-25, 2019 at St. Louis
Shutout win in extra innings at home	Sept. 14, 2008 vs. Los Angeles-NL, 1-0 in 10 innings
Shutout win in extra innings on the road	April 3, 2019 at Tampa Bay, 1-0 in 11 innings
Shutout loss in extra innings at home	None
Shutout loss in extra innings on road	April 30, 2017 at Arizona, 2-0 in 13 innings
Opening Day shutout loss	July 24, 2020 at Texas (0-1)
Two straight shutout wins at home	June 28-29, 2021 vs. Pittsburgh (2-0, 8-0)
Two straight shutout wins on the road	April 18-19, 2001 at San Diego (8-0, 4-0)
Two straight shutout losses at home	None
Two straight shutout losses on the road	May 29, 2021 at Pittsburgh (0-7, 0-4)
20-24 hits	July 19, 2017 vs. San Diego (21)
25 or more hits	Sept. 25, 2011 at Houston
Allowed 20-24 hits	Aug. 19, 2020 vs. Houston (20)
Allowed 25 or more hits	Sept. 1, 2020 vs. San Francisco (27)
Nine or more doubles	July 2, 1993 vs. Chicago-NL (nine)
Eight doubles	May 29, 2018 vs. San Francisco
Seven doubles	Sept. 2, 2019 at Los Angeles-NL
Four or more triples	April 13, 2016 vs. San Francisco
Two triples in an inning	Charlie Blackmon, Nolan Arenado, April 7, 2019 vs. Los Angeles-NL (3rd inning)
Three triples in an inning	Jay Payton, Carlos González, Melvin Mora, Sept. 25, 2010 vs. San Francisco (5th inning)
Back-to-back triples	Jay Payton and Carlos González, Sept. 25, 2010 vs. San Francisco (5th inning)
Seven home runs in a game	May 31, 2016 vs. Cincinnati
Six home runs in a game	Aug. 8, 2021 vs. Miami
Five home runs in a game	Aug. 6, 2021 vs. Miami
Seven home runs allowed in a game	Aug. 23, 2020 at Los Angeles-NL
Six home runs allowed in a game	June 27, 2019 vs. Los Angeles-NL
Five home runs allowed in a game	June 11, 2021 at Cincinnati
Three home runs in a game, home, single player	Ryan McMahon, April 6, 2021 vs. Arizona (Luke Weaver, Alex Young)
Three home runs in a game, away, single player	Charlie Blackmon, Aug. 12, 2016 at Philadelphia (Jake Thompson, Edubray Ramos, David Hernandez)
Four home runs in an inning	June 20, 2021 vs. Milwaukee (6th inning) Yonathan Daza, Trevor Story, C.J. Cron, Joshua Fuentes
Three home runs in an inning	Aug. 6, 2021 vs. Miami (4th inning) Charlie Blackmon, C.J. Cron, Elias Diaz

(The Last Time it Happened, continued)

Three consecutive home runs.....	June 19, 2018 vs. New York-NL (3rd inning) Nolan Arenado, Trevor Story, Ian Desmond
Three consecutive home runs allowed	Sept. 10, 2011 vs. Cincinnati (5th inning) Chris Heisey, Joey Votto, Jay Bruce
14 total bases in a game, individual player	Ryan McMahon, April 6, 2021 vs. Arizona
13 total bases in a game, individual player	Carlos González, May 30, 2012 vs. Houston
12 total bases in a game, individual player	Charlie Blackmon, June 13, 2019 vs. San Diego
Two grand slams allowed in a game	April 28, 1996 vs. Montreal Expos
10 or more runs scored in an inning, home	July 26, 2015 vs. Cincinnati (10, 3rd inning)
10 or more runs scored in an inning, away.....	May 5, 2016 at San Francisco (13, 5th inning)
10 or more runs allowed in an inning.....	May 4, 2021 vs. San Francisco (10, 1st inning)
12 or more runs allowed in an inning.....	Sept. 12, 2004 vs. San Diego (12, 9th inning)
18 plate appearances in an inning, home.....	July 30, 2010 vs. Chicago Cubs (8th inning)
15 plate appearances in an inning, home.....	April 27, 2012 vs. New York Mets (5th inning)
15 plate appearances in an inning, away.....	May 5, 2016 at San Francisco (17, 5th inning)
10 or more hits in an inning, home	Aug. 25, 2018 vs. St. Louis (10, 8th inning)
10 or more hits in an inning, away	May 5, 2016 at San Francisco (10, 5th inning)
Triple play turned	Sept. 1, 2015 (Game 1) vs. Arizona (Paul Goldschmidt) Jose Reyes to DJ LeMahieu to Ben Paulsen (9th inning)
Triple play by opponent	Sept. 12, 2007 at Philadelphia (Matt Holliday) Greg Dobbs to Chase Utley (1st inning)
Grounded into five or more double plays.....	May 17, 2014 vs. San Diego (five)
Opponents grounded into six or more double plays.....	June 5, 1997 vs. San Diego (six, 11 innings)
Opponents grounded into five or more double plays	June 21, 2018 vs. New York-NL (five)
10 steals in game	June 30, 1996 vs. Los Angeles-NL
Eight steals in a game.....	April 27, 2009 vs. San Diego
Seven steals in a game	June 7, 2000 at Seattle
Six steals in a game	Aug. 25, 2006 vs. San Diego
Five steals in a game.....	Sept. 18, 2019 vs. New York-NL
Four steals in an inning.....	Sept. 18, 2019 vs. New York-NL (6th inning)
Three steals in an inning.....	May 2, 2021 at Arizona (8th inning)
Steal by a pitcher	Mike Hampton, July 22, 2002 at Arizona (3rd inning)
Steal by a pitcher, opponent.....	Zack Greinke, June 23, 2016 vs. Arizona (4th inning)
Complete-game shutout.....	Germán Márquez, June 29, 2021 vs. Pittsburgh (8-0 win)
Complete-game in loss	Germán Márquez, May 27, 2021 at New York-NL (1-0 loss, 7 inning DH)
No-hitter	Ubaldo Jiménez, April 17, 2010 at Atlanta (4-0 win)
One-hitter.....	Germán Márquez, June 29, 2021 vs. Pittsburgh (8-0 win)
Combined 1-hitter	Ryan Castellani, Jeff Hoffman, Yency Almonte, Phillip Diehl, Aug. 8, 2020 (5-0 win)
Two-hitter, home	Germán Márquez, April 17, 2021 vs. New York-NL (7-2 win, 7 inning DH)
Two-hitter, road	April 15, 2017 at San Francisco (Tyler Chatwood, 5-0 win)
Complete-game shutout by opponent.....	April 26, 2021 at San Francisco (Anthony DeSclafani, 12-0)
No-hitter by opponent	June 18, 2014 at Los Angeles-NL (Clayton Kershaw, 8-0)
One-hit complete game by opponent	Aug. 26, 2014 at San Francisco (Madison Bumgarner, 3-0 loss)
Combined one-hitter by opponent.....	May 15, 2018 at San Diego (4-0 loss) Jordan Lyles, Kirby Yates, Brad Hand
Two-hitter by opponent.....	Aug. 14, 2020 vs. Texas (Lance Lynn, 2-3 loss)
Combined two-hitter by opponent.....	Charlie Morton, Richard Rodriguez, Edgar Santana, Sept. 5, 2021 vs. Atlanta (1-9 loss)
Two straight complete games	June 30-July 1, 2009 (Jason Marquis, 3-0 win and Jason Hammel, 1-0 loss)
Two straight complete-game wins	Aug. 5-6, 1998 (Jamey Wright, 6-2, and John Thomson, 5-1)
Two straight complete games by opponent	May 10, 2013 at St. Louis (Shelby Miller, 3-0, and Adam Wainwright, 3-0)

(The Last Time it Happened, continued)

Two straight complete-game shutouts by opponent.....	May 10, 2013 at St. Louis (Shelby Miller, 3-0) May 11, 2013 at St. Louis (Adam Wainwright, 3-0)
Three blown saves in a game.....	May 20, 2011 at Milwaukee (14 innings, Rafael Betancourt, Huston Street, Felipe Paulino)
Four strikeouts in an inning	Germán Márquez, Oct. 1, 2018 at Los Angeles-NL (4th inning)
Four strikeouts in an inning, opponent.....	Jake Thompson, Aug. 12, 2016 at Philadelphia (2nd inning)
Six errors in a game.....	June 4, 1996 at Houston
Five errors in a game.....	Sept. 9, 2012 at Philadelphia (Game 2)
Three errors in an inning.....	May 17, 2021 at San Diego (6th inning)
Inside the park home run.....	Ian Desmond, June 14, 2019 vs. San Diego (Miguel Díaz, 6th inning)
Inside the park home run, opponent.....	Brandon Nimmo, June 18, 2018 vs. New York-NL (Tyler Anderson, 1st inning)
Switch-hit home runs in a game.....	Dexter Fowler, Sept. 5, 2011 vs. Arizona (Wade Miley and Micah Owings)
Switch-hit home runs in a game, opponent.....	Ketel Marte, May 3, 2019 vs. Arizona (Tyler Anderson, Seunghwan Oh)
Pinch-hit grand slam.....	Raimel Tapia, Sept. 27, 2019 vs. Milwaukee (Jay Jackson)
Pinch-hit grand slam, opponent.....	Fernando Tatis, July 27, 2009 at New York-NL (Franklin Morales)
Pinch-hit appearance by a pitcher.....	Kyle Freeland, Aug. 25, 2021 at Chicago-NL (single)
Pinch-hit by a pitcher.....	Kyle Freeland, Aug. 25, 2021 at Chicago-NL (single off Jake Jewell)
Pinch-hit walk by a pitcher.....	Jhoulys Chacin, June 13, 2013 vs. Washington (Craig Stammen)
Home run in a 1-0 win.....	Chris Iannetta, April 3, 2019 at Tampa Bay (Chaz Roe)
Home run in a 1-0 loss.....	Kevin Pillar, April 11, 2019 at San Francisco (Jon Gray)
Two home runs in an inning, opponent player.....	Pablo Sandoval, Sept. 18, 2011 vs. San Francisco (4th inning)
Three home runs in a game, opponent player.....	Alex Dickerson, Sept. 1 vs. San Francisco
Home run by a pitcher.....	Germán Márquez, July 31, 2021 at San Diego (Yu Darvish)
Home run by a pitcher, opponent.....	Humberto Castellanos, Oct. 1, 2021 at Arizona (Jon Gray)
Five or more home runs in a season, pitcher.....	Mike Hampton, 2001 (seven)
Three or more home runs in a season, pitcher.....	Mike Hampton, 2002 (three)
Grand slam, Rockies pitcher.....	Denny Neagle, Sept. 29, 2001 vs. Milwaukee (Jimmy Haynes)
Grand slam, opponent pitcher.....	Madison Bumgarner, April 11, 2014 at San Francisco (Jorge De La Rosa)
Leadoff home run, first pitch.....	Charlie Blackmon, April 20, 2019 vs. Philadelphia (Aaron Nola)
Consecutive home runs to lead off first.....	May 1, 2018 at Chicago-NL (Kyle Hendricks) Charlie Blackmon and David Dahl
Consecutive home runs to lead off first, opponent.....	September 12, 2019 at St. Louis (Tim Melville) Dexter Fowler, Kolten Wong
Home run to lead off season.....	Never
Home run to lead off season, opponent.....	Felipe Lopez, April 6, 2009 at Arizona (Aaron Cook)
Game-ending home run.....	Elias Díaz, Aug. 21, 2021 vs. Arizona (J.B. Wendelken)
Game-ending pinch-hit home run.....	Charlie Culberson, May 3, 2014 vs. New York-NY (Kyle Farnsworth)
Game-ending grand slam.....	Charlie Blackmon, Sept. 11, 2020 vs. Los Angeles-AL (Jose Quijada)
Game-ending home run, opponent.....	Cody Bellinger, Aug. 22, 2020 at Los Angeles-NL (Daniel Bard)
Game-ending, pinch-hit home run, opponent.....	Will Smith, June 23, 2019 at Los Angeles-NL (Scott Oberg)
Game ending grand slam, opponent.....	Carlos Lee, June 28, 2007 at Houston (Brian Fuentes) in 11 innings
Home run in five or more consecutive games.....	David Dahl, Sept. 24-28, 2018 (five home runs in five games)
Four home runs in two games.....	Nolan Arenado, July 19-21, 2017 vs. San Diego, Pittsburgh
Home run in three consecutive plate appearances.....	Trevor Story, Sept. 5, 2018 vs. San Francisco
Three hits in Major League debut.....	Rafael Ynoa, Sept. 1, 2014 vs. San Francisco
Hit in first Major League plate appearance.....	Peter Lambert, June 6, 2019 at Chicago-NL (single)
Home run in first Major League plate appearance.....	Jay Gainer, May 14, 1993 at Cincinnati (Tim Lincecum)
Home run as first Major League hit.....	Sam Hilliard, Aug. 27, 2019 vs. Boston (Josh Smith)
Two home runs in Major League debut.....	Trevor Story, April 4, 2016 at Arizona (Zack Greinke)

(The Last Time it Happened, continued)

Six hits in a game Charlie Blackmon, April 4, 2014 vs. Arizona
 Five hits in a game Nolan Arenado, July 19, 2017 vs. San Diego
 Two hits in an inning Sam Hilliard & Elias Díaz, Aug. 6, 2021 vs. Miami (4th inning)

Four hits in a game by a pitcher John Thomson, June 1, 1997 at Florida
 Three hits in a game by a pitcher Jordan Lyles, April 7, 2014 vs. Chicago-AL

Four doubles in a game Jeff Baker, May 30, 2008 at Chicago-NL
 Two doubles in an inning Sam Hilliard, Aug. 6, 2021 vs. Miami (4th inning)

Two triples in a game Ian Desmond, May 7, 2019 vs. San Francisco
 Two triples in a game, opponent Kyle Tucker, Aug. 19 vs. Houston

Five runs in a game Larry Walker, Sept. 24, 2001 vs. San Diego
 Two runs in an inning C.J. Cron & Elias Díaz, Aug. 6, 2021 vs. Miami (4th inning)

Hit for the cycle Charlie Blackmon, Sept. 30, 2018 vs. Washington
 Hit for the cycle, opponent Trea Turner, April 25, 2017 vs. Washington

Eight RBI in a game Matt Holliday, Sept 20, 2005 vs. San Diego
 Seven RBI in a game Trevor Story, May 31, 2019 vs. Toronto
 Six RBI in a game C.J. Cron, Aug. 8, 2021 vs. Miami

Five walks in a game Todd Helton, April 29, 2007 vs. Atlanta
 Four walks in a game Raimel Tapia, Aug. 20, 2020 vs. Houston

Five home runs allowed in a game Kyle Freeland, June 11, 2021 at Cincinnati
 Four home runs allowed in a game Kyle Freeland, Sept. 5, 2021 vs. San Francisco
 Three home runs allowed in an inning Jon Gray, Oct. 1, 2021 at Arizona

Two straight complete games Brian Bohanon, Aug. 28, 1999 vs. Philadelphia (Game Two, 4-0 win)
 and Sept. 4, 1999 at New York-NL (4-2 loss)

Two straight complete-game wins Roger Bailey, April 16, 1997 at Chicago-NL (4-0 win)
 and April 22, 1997 vs. Florida (13-4 win)

Complete game (rain shortened), both pitchers Eddie Butler and Brett Anderson
 May 8 2015 vs. Los Angeles-NL (5 ½ innings, 1-1 tie)

Complete game, both pitchers Tyler Chatwood and Zack Greinke,
 July 13, 2013 at Los Angeles-NL (1-0 loss)

Three errors in a game Daniel Murphy, June 28, 2019 vs. Los Angeles-NL
 Two errors in an inning Trevor Story, May 17, 2021 at San Diego (6th inning)

Played 22 innings April 17, 2008 at San Diego (2-1 win)
 Played 18 innings April 12, 2019 at San Francisco (3-2 loss)
 Played 16 innings Sept. 24, 2019 at San Francisco (8-3 win)
 Played 15 innings Sept. 19, 2013 vs. St. Louis (7-6 win)
 Played 14 innings June 27, 2017 at San Francisco (4-3 loss)
 Played 13 innings April 6, 2021 vs. Arizona (8-10 loss)
 Played 12 innings May 15, 2021 vs. Cincinnati (5-6 loss)

FRANCHISE BEST OFFENSIVE STREAKS

Stat	Games	Player	Dates
Hit	28	Nolan Arenado	April 9-May 8, 2014
Double	5	8x, last: Nolan Arenado	Sept. 29-Oct. 3, 2015
Triple	2	46x, last: Charlie Blackmon	April 20-21, 2019
Home Run	6	Nolan Arenado	Sept. 1-5, 2015
RBI	11	Carlos González	Aug. 15-27, 2011
Extra-base Hit	10	Carlos González	Aug. 23-Sept. 2, 2010
Multi-Hit	8	Andres Galarraga	July 23-29, 1996

All-Time Roster

PLAYER	POS.	YEAR(S)	BIRTHPLACE	PLAYER	POS.	YEAR(S)	BIRTHPLACE
Abbott, Kurt	INF/OF	1998-99	Zanesville, OH	Carpenter, Bubba	OF	2000	Dallas, TX
Acevedo, Jose	RHP	2005	Santo Domingo, D.R.	Carasiti, Matt	RHP	2016	New Britain, CT
Acevedo, Juan	RHP	1995, 2001	Ciudad Juarez, Mexico	Cardullo, Stephen	INF	2016-17	Hollywood, FL
Adames, Cristhian	INF	2014-17	Santo Domingo, D.R.	Carle, Shane	RHP	2017	Santa Cruz, CA
Adams, Matt	INF	2021	Philipsburg, PA	Carrara, Giovanni	RHP	2000	Edo Anzoategui, VZ
Affeldt, Jeremy	LHP	2006-07	Phoenix, AZ	Carroll, Jamey	INF	2006-07	Evansville, IN
Agbayani, Benny	OF	2002	Honolulu, HI	Carvajal, Marcos	RHP	2005	Bolivar, VZ
Aldred, Scott	LHP	1993	Flint, MI	Castellani, Ryan	RHP	2020-21	Philadelphia, PA
Alfonzo, Eliezer	C	2011	Puerto la Cruz, VZ	Castellano, Pedro	INF	1993, 1995-96	Lara, VZ
Allen, Luke	OF	2003	Covington, GA	Castilla, Vinny	INF	1993-99, 2004, 2006	Oaxaca, Mexico
Almonte, Yency	RHP	2018-21	Miami, FL	Castillo, Frank	RHP	1997	El Paso, TX
Alomar Jr., Sandy	C	2002	Salinas, P.R.	Castro, Daniel	INF	2018	Guaymas, Mexico
Alonso, Yonder	INF	2019	La Havana, Cuba	Castro, Miguel	RHP	2015-16	La Romana, DR
Alston, Garvin	RHP	1996	Mt. Vernon, NY	Castro, Simon	RHP	2015	San Jose de Los Llanos, D.R.
Amarista, Alexi	INF	2017	Barcelona, VZ	Chacin, Jhoulys	RHP	2009-14, 2021	Maracaibo, Zulia, VZ
Amazaga, Alfredo	INF	2005, 2011	Ciudad Obregon, Mexico	Chacón, Shawn	RHP	2001-05	Anchorage, AK
Anderson, Brett	LHP	2014	Midland, TX	Chatwood, Tyler	RHP	2012-17	Fontana, CA
Anderson, Matt	RHP	2005	Louisville, KY	Chouinard, Bobby	RHP	2000-01	Manila, Philippines
Anderson, Tyler	LHP	2016-19	Las Vegas, NV	Christman, Tim	RHP	2001	Oneonta, NY
Anthony, Eric	OF	1996	San Diego, CA	Cirilio, Jeff	INF	2000-01	Padenaca, CA
Arenado, Nolan	INF	2013-20	Newport Beach, CA	Clark, Jerald	OF	1993	Crockett, TX
Ardoin, Danny	C	2005-06	Ville Platte, LA	Clark, Darren	RHP	2007	San Diego, CA
Arias, Alberto	RHP	2007-08	Santo Domingo, D.R.	Clayton, Royce	INF	2004	Burbank, CA
Arrojo, Rolando	RHP	2000	Havana, Cuba	Clements, Edgard	OF	1998	Santurce, P.R.
Asencio, Miguel	RHP	2006	Villa Mella, D.R.	Closser, J.D.	C	2004-06	Beech Grove, IN
Ashby, Andy	RHP	1993	Kansas City, MO	Cockrell, Alan	OF	1996	Kansas City, KS
Astacio, Pedro	RHP	1997-2001	Hato Mayor, D.R.	Colbrunn, Greg	INF/OF	1998	Fontana, CA
Atkins, Garrett	INF	2003-09	Orange, CA	Cole, Alex	OF	1993	Fayetteville, NC
Axford, John	RHP	2015	Simcoe, Ontario	Coles, Darnell	INF/OF	1997	San Bernardino, CA
Aybar, Manny	RHP	2000	Bani, D.R.	Colina, Alvin	C	2006	Puerto Cabello, VZ
Bailey, Roger	RHP	1995-97	Chattahoochee, FL	Colvin, Tyler	OF	2012-13	Augusta, GA
Baker, Jeff	INF	2005-09	Badkissingen, W. Germany	Contreras, Jose	RHP	2009	Las Martinas, Cuba
Bard, Daniel	RHP	2020-21	Houston, TX	Cook, Aaron	RHP	2002-11	Ft. Campbell, KY
Barke, Sean	OF	2007	Bakersfield, CA	Corey, Mark	RHP	2002	Coudersport, PA
Barnes, Clint	INF	2003-10	Vincennes, IN	Corpas, Manuel	RHP	2006-10, 2013	Panama City, Panama
Barnes, Brandon	OF	2014-16	Orange, CA	Cortes, David	RHP	2005-06	Mexicali, Mexico
Barry, Jeff	OF	1998-99	Medford, OR	Counsell, Craig	INF	1995, 1997	South Bend, IN
Bartee, Kimera	OF	2001	Omaha, NE	Cron, C.J.	INF	2021	Fullerton, CA
Bates, Jason	INF	1995-98	Downey, CA	Croushore, Rick	RHP	2000	Lakehurst, NY
Bautista, Denny	RHP	2006-07	Sanchez, D.R.	Cruz, Jacob	OF	2001	Oxnard, CA
Beckett, Robbie	LHP	1996-97	Austin, TX	Cruz, Nelson	RHP	2003	Puerto Plata, D.R.
Beimel, Joe	LHP	2009-10	St. Mary's, PA	Cuddyer, Michael	OF	2012-14	Norfolk, VA
Belinda, Stan	RHP	2000	Huntingdon, PA	Cuevas, Noel	OF	2018-19	Camuy, P.R.
Belisle, Matt	RHP	2009-14	Austin, TX	Culberson, Charlie	INF	2013-14	Rome, GA
Belitz, Todd	LHP	2001	Des Moines, IA	Cust, Jack	OF	2002	Flemington, NJ
Bellhorn, Mark	INF	2003	Boston, MA	Czajkowski, Jim	RHP	1994	Parma, OH
Belliard, Ronnie	INF	2003	Bronx, NY	Dahl, David	OF	2016-20	Birmingham, AL
Bellorin, Edwin	C	2007-09	Bolivar, VZ	Daley, Matt	RHP	2009-11	Flushing Queens, NY
Beltran, Rigo	LHP	1999-2000	Tijuana, Mexico	Darensbourg, Vic	LHP	2003	Los Angeles, CA
Danenvades, Freddie	INF	1993	Laredo, TX	Davenport, Joe	RHP	2001	Chicago, IL
Bennett, Gary	C	2001-02	Waukegan, IL	Davis, Kane	RHP	2001	Ripley, WV
Bergman, Christian	RHP	2014-16	Altadena, CA	Davis, Wade	RHP	2018-20	Lake Wales, FL
Bernero, Adam	RHP	2003-04	San Jose, CA	Day, Zach	RHP	2005-06	Cincinnati, OH
Bernier, Doug	IF	2008	Santa Maria, CA	Daza, Yonathan	OF	2019, 2021	Maracay, VZ
Betancourt, Rafael	RHP	2009-13, 2015	Cumana, VZ	De La Rosa, Jorge	LHP	2008-16	Monterrey, Mexico
Bettis, Chad	RHP	2013-19	Luibock, TX	De los santos, Valerio	LHP	2008	Las Matas de Farfan, D.R.
Bichette, Dante	OF	1993-99	West Palm Beach, FL	Decker, Steve	C	1996	Rock Island, IL
Bigbie, Larry	OF	2005	Hobart, IN	Deduno, Samuel	RHP	2010	La Romana, D.R.
Billings, Bruce	RHP	2011	San Diego, CA	Dejean, Mike	RHP	1997-2000, 2005-06	Baton Rouge, LA
Blackmon, Charlie	OF	2011-21	Dallas, TX	Delcarmen, Manny	RHP	2010	Boston, MA
Blair, Willie	RHP	1993-94	Paintsville, KY	Descalso, Daniel	INF	2015-16	Redwood City, CA
Blanco, Henry	C	1999	Caracas, VZ	Desmond, Ian	INF/OF	2017-19	Sarasota, FL
Boggs, Mitchell	RHP	2013	Dalton, GA	Dessens, Elmer	RHP	2007	Hermosillo, Mexico
Bohanon, Brian	LHP	1999-2001	Denton, TX	Diaz, Elias	C	2020-21	Maracaibo, VZ
Boston, Daryl	OF	1993	Cincinnati, OH	Diaz, Jairo	RHP	2015-17, 2019-20	Puerto La Cruz, VZ
Bottenfield, Kent	RHP	1993-94	Portland, OR	Dickerson, Corey	OF	2013-15	McComb, MS
Bowden, Ben	LHP	2021	Lynn, MA	Diehl, Phillip	LHP	2019-20	Cincinnati, OH
Bowers, Cedrick	LHP	2008	Gainesville, FL	Dingman, Craig	RHP	2001	Wichita, KS
Bowie, Michal	LHP	2008	Webster, TX	Dipoto, Jerry	RHP	1997-2001	Jersey City, NJ
Bragg, Darren	OF	2000	Waterbury, CT	Dohmann, Scott	RHP	2004-06	New Orleans, LA
Brignac, Reid	INF	2013	Saint Amant, LA	Dotel, Octavio	RHP	2010	Santo Domingo, D.R.
Brito, Jorge	C	1995-96	Moncion, D.R.	Doyle, Tommy	RHP	2020	Vienna, VA
Brothers, Rex	LHP	2011-15	Murfreesboro, TN	Driskill, Travis	RHP	2004	Omaha, NE
Brown, Andrew	OF	2012	Dallas, TX	Dunn, Mike	LHP	2017-19	Farmington, NM
Brown, Brooks	RHP	2014-15	Statesboro, GA	Eaton, Adam	RHP	2009	Seattle, WA
Brownson, Mark	RHP	1998-99	Lake Worth, FL	Echevarria, Angel	OF	1996-2000	Bridgeport, CT
Brumbaugh, Cliff	OF	2001	Wilmington, DE	Ekstrom, Mike	RHP	2012	Portland, OR
Buchholz, Taylor	RHP	2007-10	Lower Merion, PA	Elarton, Scott	RHP	2001-04	Lamar, CO
Burke, John	RHP	1996-97	Durango, CO	Ellis, Brad	IB	2010	Fort Lauderdale, FL
Burks, Ellis	OF	1994-98	Vicksburg, MS	Ellis, Mark	2B	2011	Rapid City, SD
Burnitz, Jeromy	OF	2004	Westminster, CA	Embree, Alan	LHP	2009	Dalles, OR
Butera, Drew	C	2018-20	Evansville, IN	Encarnacion, Mario	OF	2001	Bani, D.R.
Butler, Brent	INF	2001-03	Lauringbury, NC	Escalona, Edgmer	RHP	2010-13	La Guaira, VZ
Butler, Eddie	RHP	2014-16	Chesapeake, VA	Espósito, Mike	RHP	2005	Los Angeles, CA
Byrnes, Eric	OF	2005	Redwood City, CA	Estateilla, Bobby	C	2002-03	Hialeah, FL
Cabrera, Edwar	LHP	2012-13	Bani, D.R.	Estes, Shawn	LHP	2004	San Bernardino, CA
Cangelosi, John	OF	1999	Brooklyn, NY	Estévez, Carlos	RHP	2016-17, 2019-21	Santo Domingo, D.R.
Capellan, Jose	RHP	2008	Croft, D.R.	Estrada, Horacio	RHP	2001	San Joaquin, VZ

(All-Time Roster, continued)

PLAYER	POS.	YEAR(S)	BIRTHPLACE
Farmer, Mike	LHP	1996	Gary, IN
Fasano, Sal	C	2001	Chicago, IL
Fassero, Jeff	LHP	2004	Springfield, IL
Feltner, Ryan	RHP	2021	Orlando, FL
Fernández, Julian	RHP	2021	Boca Chica, D.R.
Field, Nate	RHP	2006	Denver, CO
Field, Tommy	INF	2011-12	Austin, TX
Finley, Steve	OF	2007	Union City, TN
Flande, Yohan	LHP	2014-16	El Seibo, D.R.
Flores, Randy	LHP	2002, 2009-10	Bellflower, CA
Fogg, Josh	RHP	2006-07, 2009	Lynn, MA
Fowler, Dexter	OF	2008-13	Atlanta, GA
Francis, Jeff	LHP	2004-10, 2012-13	Vancouver, B.C., Can.
Fredrickson, Scott	RHP	1993	Manchester, NH
Freeland, Kyle	LHP	2017-21	Denver, CO
Freeman, Choo	OF	2004-06	Pine Bluff, AR
Freeman, Marvin	RHP	1994-96	Chicago, IL
Friedrich, Christian	LHP	2012-15	Evanston, IL
Frye, Jeff	INF	2000	Oakland, CA
Fuentes, Brian	LHP	2002-07	Merced, CA
Fuentes, Joshua	INF	2019-21	Rancho Santa Margarita, CA
Gainer, Jay	INF	1993	Panama City, FL
Galaraga, Andres	INF	1993-97	Caracas, VZ
Gant, Ron	OF	2001	Victoria, TX
Garabito, Eddy	INF	2005	Manrreza, D.R.
Garcia, Rico	RHP	2019	Honolulu, HI
Garland, Jon	RHP	2013	Valencia, CA
Garneau, Dustin	C	2015-17	Torrance, CA
Garner, Cole	OF	2011	Long Beach, CA
Germen, González	RHP	2015-16	La Romana, D.R.
Giambi, Jason	1B	2009-12	West Covina, CA
Gibson, Derrick	OF	1999	Winter Haven, FL
Gil, Gerónimo	C	2007	Estacion Lagunas, Mexico
Gilbreath, Lucas	LHP	2021	Westminster, CO
Girardi, Joe	C	1993-95	Peoria, IL
Gissell, Chris	RHP	2004	Tacoma, WA
Givens, Mychal	RHP	2020-21	Tampa, FL
Gload, Ross	INF	2002	Brooklyn, NY
Gomber, Austin	LHP	2021	Winter Garden, FL
Gomez, Hector	INF	2011	San Pedro, D.R.
Gonzales, Rene	INF	1997	Austin, TX
González, Carlos	OF	2009-18	Maracaibo, VZ
González, Chi Chi	RHP	2019-21	Delray Beach, FL
González, Edgar	RHP	2011	Monterrey, MX
González, Lariel	RHP	1998	San Cristobal, D.R.
González, Luis	INF/OF	2004-06	Macy, Venezuela
Goodwin, Curtis	OF	1998	Oakland, CA
Goodwin, Tom	OF	2000	Fresno, CA
Goudeau, Ashton	RHP	2020-21	Newport, AR
Grahe, Joe	RHP	1995	West Palm Beach, FL
Grant, Mark	RHP	1993	Aurora, IL
Gray, Jon	RHP	2015-21	Chandler, OK
Greene, Todd	C	2004-05	Augusta, GA
Grilli, Jason	RHP	2008-09	Royal Oak, MI
Gurka, Jason	LHP	2015-16	Houston, TX
Guthrie, Jeremy	RHP	2012	Roseburg, OR
Habyan, John	RHP	1996	Bay Shore, NY
Hackman, Luther	RHP	1999	Columbus, MS
Hale, David	RHP	2015-16	Marietta, GA
Hamilton, Darryl	OF	1998-99	Baton Rouge, LA
Hammel, Jason	RHP	2009-11	Greenville, SC
Hammonds, Jeffrey	OF	2000	Plainfield, NJ
Hampson, Garrett	INF/OF	2018-21	Reno, NV
Hampson, Justin	LHP	2006	Belleville, IL
Hampton, Mike	LHP	2001-02	Brooksville, FL
Hanigan, Ryan	C	2017	Washington, D.C.
Harikalka, Tim	RHP	2004, 2007	West Palm Beach, FL
Harkey, Mike	RHP	1994	San Diego, CA
Harris, Greg W.	RHP	1993-94	Greensboro, NC
Harris, Lenny	INF/OF	1999	Miami, FL
Harris, Will	RHP	2012	Houston, TX
Harvey, Joe	RHP	2019-20	Audobon, PA
Hawblitzel, Ryan	RHP	1996	West Palm Beach, FL
Hawkins, LaTroy	RHP	2007, 2014-15	Gary, IN
Hawpe, Brad	OF	2004-10	Fort Worth, TX
Hayes, Charlie	INF	1993-94	Hattiesburg, MS
Helton, Todd	INF	1997-2013	Knoxville, TN
Henry, Butch	LHP	1993	El Paso, TX
Herges, Matt	RHP	2007-09	Champaign, IL
Hernandez, Jose	INF	2003	Puerto Riedras, D.R.
Hernandez, Livan	RHP	2008	Villa Clara, Cuba
Hernandez, Pedro	LHP	2014	Barquisimeto, VZ
Hernandez, Ramon	C	2012	Caracas, VZ
Herrera, Jonathan	IF	2008, 2010-13	Maracaibo, VZ
Hickerson, Bryan	LHP	1995	Bemidji, MN
Hilliard, Sam	OF	2019-21	Mansfield, TX
Hirsh, Jason	RHP	2007-08	Santa Monica, CA
Hocking, Denny	INF/OF	2004	Torrance, CA
Hoffman, Jeff	RHP	2016-20	Latham, NY

PLAYER	POS.	YEAR(S)	BIRTHPLACE
Holland, Greg	RHP	2017	Marion, NC
Hollandsworth, Todd	OF	2000-02	Dayton, OH
Holliday, Matt	OF	2004-08, 2018	Stillwater, OK
Holmes, Darren	RHP	1993-97	Asheville, NC
House, Craig	RHP	2000	Okinawa, Japan
Howard, Sam	LHP	2018-19	Marietta, GA
Hubbard, Trinidad	OF	1994-96	Chicago, IL
Hundley, Nick	C	2015-16	Corvallis, OR
Hunter, Brian L.	OF	2000	Portland, OR
Hurst, Bruce	LHP	1993	St. George, UT
Huskey, Butch	OF	2000	Anadarko, OK
Hutton, Mark	RHP	1997	South Adelaide, Australia
Iannetta, Chris	C	2006-11, 2018-19	Providence, RI
James, Mike	RHP	2002	Fort Walton, FL
Jarvis, Kevin	RHP	2000, 2004	Lexington, KY
Jennings, Jason	RHP	2001-06	Dallas, TX
Jennings, Robin	OF	2001	Singapore, Singapore
Jiménez, Jose	RHP	2000-03	San Pedro de Macoris, D.R.
Jiménez, Ubaldo	RHP	2006-11	Nagua, D.R.
Joe, Connor	INF/OF	2021	San Diego, CA
Johnson, Alan	RHP	2011	Birmingham, AL
Johnson, Charles C.	C	2003-04	Fort Pierce, FL
Johnson, DJ	RHP	2018-19	Beaverton, OR
Johnson, Howard	OF	1994	Clearwater, FL
Jones, Bobby M.	LHP	1997-99	Orange, NJ
Jones, Charles	OF	1993-94	Utica, NY
Jones, Terry	OF	1996	Birmingham, AL
Jones, Todd	RHP	2002-03	Marietta, GA
Julio, Jorge	RHP	2007	Caracas, VZ
Jurriens, Jair	RHP	2014	Willemstad, Curaçao
Kahnle, Tommy	RHP	2014-15	Latham, NY
Kapler, Gabe	OF	2002-03	Hollywood, CA
Karl, Scott	LHP	2000	Fontana, CA
Kelly, Mike	OF	1999	Los Angeles, CA
Kemp, Matt	OF/DH	2020	Midwest City, OK
Kendrick, Kyle	RHP	2015	Houston, TX
Kennedy, Joe	LHP	2004-05	La Mesa, CA
Kensing, Logan	RHP	2013	San Antonio, TX
Keppel, Bobby	RHP	2007	St. Louis, MO
Kieschnick, Brooks	INF/OF	2001	Robstown, TX
Kile, Darryl	RHP	1998-99	Grand Grove, CA
Kim, Byung-Hyun	RHP	2005-07	Gwangju, South Korea
Kim, Sun-Woo	RHP	2005-06	Inchon, South Korea
King, Ray	LHP	2006	Chicago, IL
Kingery, Mike	OF	1994-95	St. James, MN
Kinley, Tyler	RHP	2020-21	Plantation, FL
Knudson, Mark	RHP	1993	Denver, CO
Koshansky, Joe	INF	2007-08	Shreveport, LA
Kouzmanoff, Kevin	INF	2011	Newport Beach, CA
Kroon, Marc	RHP	2004	Bronx, NY
Laffey, Aaron	LHP	2015	Cumberland, MD
Lambert, Peter	RHP	2019, 2021	San Dimas, CA
Lansing, Mike	INF	1998-2000	Rawlins, WY
Lawrence, Justin	RHP	2021	Canal Zone, Panama
Ledesma, Aaron	INF	2000	Union City, CA
Lee, David	RHP	1999-2000	Pittsburgh, PA
LeMahieu, DJ	INF	2012-18	Visalia, CA
Leskanic, Curtis	RHP	1993-99	Homestead, PA
Lindstrom, Matt	RHP	2011	Rexburg, ID
Liriano, Nelson	INF	1993-94, 1998	Puerto Plata, D.R.
Little, Mark	OF	2001-02	Edwardsville, IL
Logan, Boone	LHP	2015-16	San Antonio, TX
Lopez, Aquilino	RHP	2005	Villa Atargracia, D.R.
Lopez, Javier	LHP	2003-05	San Juan, PR
Lopez, Jose	INF	2011	Anzoategui, VZ
Lopez, Rodrigo	RHP	2007	Tlalnepantla, Mexico
Lopez, Wilton	RHP	2013-14	Leon, Nicaragua
Lowe, Sean	RHP	2002	Dallas, TX
Lucroy, Jonathan	C	2017	Eustis, FL
Lyles, Jordan	RHP	2014-17	Hartsville, SC
Mabry, John	INF	2007	Wilmington, DE
Machado, Anderson	INF	2005	Caracas, Venezuela
Manship, Jeff	RHP	2013	San Antonio, TX
Manto, Jeff	INF	2000	Bristol, PA
Manwaring, Kirt	C	1997-99	Elmira, NY
Márquez, Germán	RHP	2016-21	San Felix, Bolivar, VZ
Marquis, Jason	RHP	2009	Mohasset, NY
Marrero, Eli	OF	2006	Havana, Cuba
Martin, Chris	RHP	2014	Arlington, TX
Martin, Tom	LHP	2006-07	Charleston, SC
Masset, Nick	RHP	2014	St. Petersburg, FL
Matsui, Kazuo	INF	2006-07	Osaka, Japan
Matzek, Tyler	LHP	2014-15	Mission Viejo, CA
Mayne, Brent	C	2000-01	Loma Linda, CA
McBride, Matt	INF/OF	2012, 2014-15	Bethlehem, PA
McClellan, Zach	RHP	2007	Toledo, OH
McCoy, Mike	INF	2009	San Diego, CA
McCracken, Quinton	OF	1995-97	Wilmington, NC
McCurry, Jeff	RHP	1997	Tokyo, Japan

(All-Time Roster, continued)

PLAYER	POS.	YEAR(S)	BIRTHPLACE
McElroy, Chuck	LHP	1998-99	Port Arthur, TX
McGee, Jake	LHP	2016-19	San Jose, CA
McHugh, Collin	RHP	2013	Naperville, IL
McKeel, Walt	C	2002	Wilson, NC
McKenry, Michael	C	2010, 2014-15	Knoxville, TN
McMahon, Ryan	INF	2017-21	Yorba Linda, CA
McRae, Brian	OF	1999	Bradenton, FL
Melville, Tim	RHP	2019	Alexandria, VA
Mejia, Roberto	INF	1993-95	Hato Mayor, D.R.
Melhusse, Adam	C	2000-01, 2008	Santa Clara, CA
Mendoza, Carlos	OF	2000	Bolivar, VZ
Mercker, Kent	LHP	2002	Indianapolis, PA
Mesa, Jose	RHP	2006	Azua, D.R.
Miceli, Dan	RHP	2001, 2003, 2005	Newark, NJ
Miles, Aaron	INF	2004-05	Pittsburg, CA
Miller, Jim	RHP	2011	Morristown, NJ
Miller, Justin	RHP	2015-16	Bakersfield, CA
Miller, Matt	RHP	2003	Greenwood, MS
Millwood, Kevin	RHP	2011	Gastonia, NC
Minchey, Nate	RHP	1997	Austin, TX
Mohr, Dustan	OF	2005	Hattiesburg, MS
Moore, Marcus	RHP	1993-94	Oakland, CA
Mora, Melvin	INF	2010	Agua Negra, VZ
Moraga, David	LHP	2000	Torrance, CA
Morales, Franklin	LHP	2007-11, 2014	San Juan Morros, VZ
Morales, Jose	C	2011	Rio Piedras, P.R.
Morillo, Juan	RHP	2006-07	San Pedro de Macoris, D.R.
Morneau, Justin	INF	2014-15	New Westminster, B.C., Can.
Mortensen, Clayton	RHP	2011	Rexburg, ID
Moscoso, Guillermo	RHP	2012	Maracay, VZ
Motte, Jason	RHP	2016	Port Huron, MI
Motter, Taylor	INF/OF	2021	West Palm Beach, FL
Moyer, Jamie	LHP	2012	Sellersville, PA
Mujica, José	RHP	2020	Valencia, VZ
Muñoz, Mike	LHP	1993-98	Baldwin Park, CA
Murphy, Dale	OF	1993	Portland, OR
Murphy, Daniel	INF	2019-20	Jacksonville, FL
Murphy, Tom	C	2015-18	West Monroe, NY
Murton, Matt	OF	2009	Ft. Lauderdale, FL
Musgrave, Harrison	LHP	2018-19	Morgantown, WV
Myers, Mike	LHP	2000-01	Arlington Heights, CA
Neagle, Denny	LHP	2001-03	Gambills, MD
Neal, Blaine	RHP	2005	Marlton, NJ
Nelson, Chris	INF	2010-13	Washington, D.C.
Neshek, Pat	RHP	2017	Madison, WI
Newman, Josh	LHP	2007	Portsmouth, OH
Nicasio, Juan	RHP	2011-14	San Francisco de Macoris, D.R.
Nichting, Chris	RHP	2001-02	Cincinnati, OH
Nied, David	RHP	1993-96	Dallas, TX
Nievez, Wil	C	2012	San Juan, P.R.
Nix, Jayson	IF	2008	Dallas, TX
Nokes, Matt	C	1995	San Diego, CA
Norton, Greg	INF/OF	2001-03	San Leandro, CA
Núñez, Dom	C	2019, 2021	Elk Grove, CA
Núñez, Vladimir	RHP	2004	Havana, Cuba
Ochoa, Alex	OF	2001	Miami Lakes, FL
Oberg, Scott	RHP	2015-19	Tewksbury, MA
Oh, Seungwan	RHP	2018-19	Jeongeup, South Korea
Ojeda, Miguel	C	2006	Guaymas, Mexico
Olivares, Omar	RHP	1995	Mayaguez, P.R.
Oliver, Darren	LHP	2003	Kansas City, MO
Olivo, Miguel	C	2010	Villa Vasquez, D.R.
Olson, Tim	INF	2005	Grand Forks, N.D.
Ortega, Rafael	OF	2012	El Tigre, VZ
Ortiz, Jose	INF	2001-02	Santo Domingo, D.R.
Ortiz, Ramon	RHP	2007	Cotui, D.R.
Oswalt, Roy	RHP	2013	Kosciusko, MS
Ottavino, Adam	RHP	2012-18	New York, NY
Outman, Josh	LHP	2012-13	St. Louis, MO
Owens, Jayhawk	C	1993-96	Cincinnati, OH
Owings, Chris	INF/OF	2020-21	Charleston, SC
Ozuna, Pablo	INF	2003	Santo Domingo, D.R.
Pacheco, Jordan	INF/C	2011-14	Albuquerque, NM
Pagnozzi, Matt	C	2011	Miami, AZ
Painter, Lance	LHP	1993-96	Bedford, England
Parker, Kyle	INF/OF	2014-15	Fort Thomas, KY
Parra, Gerardo	OF	2016-18	Santa Barbara, Zulia, VZ
Parrett, Jeff	RHP	1993	Indianapolis, IN
Parsons, Wes	RHP	2019	Clarksville, TN
Patterson Jordan	OF	2016	Mobile, AL
Paulino, Felipe	RHP	2011	Santo Domingo, D.R.
Paulsen, Ben	INF/OF	2014-16	Plymouth, WI
Payton, Jay	OF	2002-03, 2010	Zanesville, OH
Pazos, James	LHP	2019-20	Gilbert, AZ
Pellow, Kit	INF/OF/C	2003-04	Kansas City, MO
Peña, Elvis	INF	2000	San Pedro de Macoris, D.R.
Peralta, Joel	RHP	2009	Bonao, D.R.
Perez, Neifi	INF	1996-2001	Villa Mella, D.R.
Petersen, Chris	INF	1999	Boston, MA
Petrick, Ben	C/OF	1999-2003	Salem, OR

PLAYER	POS.	YEAR(S)	BIRTHPLACE
Phillips, J.R.	INF/OF	1999	West Covina, CA
Phillips, Paul	C	2009-10	Demopolis, AL
Piedra, Jorge	OF	2004-06	Sun Valley, CA
Pierre, Juan	OF	2000-02	Mobile, AL
Pillar, Kevin	OF	2020	West Hills, CA
Podsednik, Scott	OF	2008	West, TX
Pomeranz, Drew	LHP	2011-13	Collierville, TN
Porzio, Mike	LHP	1999	Waterbury, CT
Pounders, Brooks	RHP	2018	Riverside, CA
Powell, Jay	RHP	2001	Meridian, MS
Pridie, Jason	OF	2014	Phoenix, AZ
Pulliam, Harvey	OF	1995-97	San Francisco, CA
Putnam, Zach	RHP	2012	Rochester, MI
Qualls, Chad	RHP	2016-17	Lomita, CA
Quintanilla, Omar	INF	2005-09	El Paso, TX
Raabe, Brian	INF	1997	New Ulm, MN
Raburn, Ryan	OF	2016	Tampa, FL
Ramirez, Ramon	RHP	2006-07	Puerto Plata, D.R.
Ramirez, Roberto	LHP	1999	Vega de Alatorre, Mexico
Ramos, AJ	RHP	2020	Lubbock, TX
Rath, Fred	RHP	1998	Dallas, TX
Redman, Mark	LHP	2007-08	San Diego, CA
Reed, Jeff	C	1996-99	Joliet, IL
Reed, Steve	RHP	1993-97, 2003-04	Los Angeles, CA
Register, Steven	RHP	2008	Columbus, GA
Rekar, Bryan	RHP	1995-97	Dallas, TX
Relaford, Desi	INF/OF	2005	Valdosta, GA
Restovich, Michael	OF	2005	Rochester, MN
Reyes, Denny	RHP	2002	Higuera De Zaragza, Mex.
Reyes, Jose	INF	2015	Santiago, D.R.
Reyes, Rene	OF	2003-04	Margarita, VZ
Reynolds, Greg	RHP	2008, 2011	Pacific, CA
Reynolds, Mark	INF	2016-17, 2019	Pikeville, KY
Reynolds, Matt	LHP	2010-12	Knoxville, TN
Reynoso, Armando	RHP	1993-96	San Luis Potosi, Mexico
Richard, Chris	OF	2003	San Diego, CA
Rincon, Juan	RHP	2009-10	Maracaibo, VZ
Ritz, Kevin	RHP	1994-98	Eatonstown, NJ
Roa, Joe	RHP	2003	Southfield, MI
Roberts, Ken	LHP	2015	Murfreesboro, TN
Rodgers, Brendan	INF	2019-21	Winter Park, FL
Roenicke, Josh	RHP	2011-12	Baltimore, MD
Rogers, Esmil	RHP	2009-12	Santo Domingo, D.R.
Romano, Jason	INF/OF	2002	Tampa, FL
Romero, J.C.	LHP	2011	Rio Piedras, PR
Romero, Mandy	C	2003	Miami, FL
Rondon, Jorge	RHP	2015	Calabozo, VZ
Rosario, Wilin	C	2011-15	Bonao, D.R.
Rose, Brian	RHP	2000	New Bedford, MA
Rosscup, Zac	LHP	2017, 2021	Clackamas, OR
Ruffin, Bruce	LHP	1993-97	Lubbock, TX
Ruiz, Rio	INF	2021	Covina, CA
Rusch, Glendon	LHP	2009	Seattle, WA
Rusin, Chris	LHP	2015-19	Detroit, MI
Rutledge, Josh	INF	2012-14	Birmingham, AL
Saberhagen, Bret	RHP	1995	Chicago Heights, IL
Sager, A.J.	RHP	1995	Columbus, OH
Saipe, Mike	RHP	1998	San Diego, CA
Salazar, Jeff	OF	2006	Oklahoma City, OK
Sanchez, Jesus	LHP	2003	Nizao, D.R.
Sanchez, Jonathan	LHP	2012	Mayaguez, P.R.
Sanford, Mo	RHP	1993	Americus, GA
Santos, Antonio	RHP	2020-21	Villa González, D.R.
Santos, Victor	RHP	2002	Las Matas de Farfan, D.R.
Scahill, Rob	RHP	2012-14	Lombard, IL
Scott, Tim	RHP	1997	Hanford, CA
Scutaro, Marco	INF	2012	San Felipe, VZ
Seay, Bobby	LHP	2005	Sarasota, FL
Sefcik, Kevin	INF	2001	Tinley Park, IL
Senzatela, Antonio	RHP	2017-21	Valencia, VZ
Serafini, Dan	LHP	2007	San Francisco, CA
Servais, Scott	C	2000	LaCrosse, WI
Service, Scott	RHP	1993	Cincinnati, OH
Sexton, Chris	INF/OF	1999	Cincinnati, OH
Shaw, Bryan	RHP	2018-19	Long Beach, CA
Sheaffer, Danny	C	1993-94	Jacksonville, FL
Shealy, Ryan	INF	2005-06	Fort Lauderdale, FL
Sheffield, Jordan	RHP	2021	Tullahoma, TN
Shepherd, Keith	RHP	1993	Wabash, IN
Shumpert, Terry	INF/OF	1998-2002	Paducah, KY
Simpson, Allan	RHP	2004-05	Springfield, IL
Smith, Bryn	RHP	1993	Marietta, GA
Smith, Greg	LHP	2010	Alexandria, LA
Smith, Jason	INF	2006	Meridian, MS
Smith, Seth	OF	2007-11	Jackson, MS
Sosa, Juan	INF/OF	1999	San Francisco de Macoris, D.R.
Speier, Justin	RHP	2001-03	Walnut Creek, CA
Speier, Ryan	RHP	2005, 2007-09	Frankfort, KY
Spilborghs, Ryan	OF	2005-11	Santa Barbara, CA

(All-Time Roster, continued)

PLAYER	POS.	YEAR(S)	BIRTHPLACE
Stark, Denny	RHP	2002-04	Hicksville, OH
Stephenson, Robert	RHP	2021	Martinez, CA
Stewart, Ian	INF/OF	2008-11	Long Beach, CA
Street, Huston	RHP	2009-11	Austin, TX
Stoops, Jim	RHP	1998	Edison, NJ
Story, Trevor	INF	2016-21	Irving, TX
Strittmatter, Mark	C	1998	Huntington, NY
Stubbs, Drew	OF	2014-15	Atlanta, TX
Stults, Eric	LHP	2011	Plymouth, IN
Stynes, Chris	INF	2003	Queens, NY
Sullivan, Cory	OF	2005-08	Tulsa, OK
Suzuki, Mac	RHP	2001	Kobe, Japan
Sweeney, Mark	INF/OF	2003-04	Framingham, MA
Swift, Bill	RHP	1995-97	Portland, ME
Tapia, Raimel	OF	2016-21	San Pedro de Macoris, D.R.
Tatum, Jim	C/INF	1993, 1995	Grossmont, CA
Tauchman, Mike	OF	2017-18	Palatine, IL
Tavarez, Julian	RHP	2000	Santiago, D.R.
Taveras, Willy	OF	2007-08	Tenares, D.R.
Thompson, Mark	RHP	1994-98	Russellville, KY
Thompson, Milt	OF	1996	Washington, D.C.
Thomson, John	RHP	1997-2001	Vicksburg, MS
Tinoco, Jesus	RHP	2019-21	San Antonio de Maturin, VZ
Torrealba, Yorvit	C	2006-09, 2013	Caracas, VZ
Torres, Carlos	RHP	2012	Santa Cruz, CA
Tracy, Andy	INF	2004	Bowling Green, OH
Trejo, Alan	INF	2021	Los Angeles, CA
Tsao, Chin-hui	RHP	2003-05	Hua-Lien, Taiwan
Tulowitzki, Troy	INF	2006-15	Santa Clara, CA
Uribe, Juan	INF	2001-03	Bani, D.R.
Vaiala, Pat	INF	2016-19	Valencia, CA
Van Burkleo, Ty	INF	1994	Oakland, CA
Vance, Cory	LHP	2002-03	Dayton, OH
Vander Wal, John	INF/OF	1994-98	Grand Rapids, MI
Vasto, Jerry	LHP	2018	Atlantic Highlands, NJ
Vaughn, Greg	OF	2003	Sacramento, CA
Venafro, Mike	LHP	2006	Takoma Park, MD
Veres, Dave	RHP	1998-99	Montgomery, AL
Vilade, Ryan	OF	2021	Grapevine, TX

PLAYER	POS.	YEAR(S)	BIRTHPLACE
Villone, Ron	RHP	2001	Englewood, NJ
Vizcaino, Luis	RHP	2008	Bani, D.R.
Volstad, Chris	RHP	2013	Palm Beach Garden, FL
Wainhouse, David	RHP	1998-99	Toronto, Ontario
Walker, Larry	OF	1995-2004	Maple Ridge, B.C., Can.
Walker, Pete	RHP	2000	Beverly, MA
Walker, Todd	INF	2000-01	Bakersfield, CA
Walton, Bruce	RHP	1994	Bakersfield, CA
Wasdin, John	RHP	2000-01	Fort Belvoir, VA
Watkins, Pat	OF	1999	Raleigh, NC
Wayne, Gary	RHP	1993	Dearborn, MI
Wedge, Eric	C	1993	Fort Wayne, IN
Weiss, Walt	INF	1994-97	Tuxedo, NY
Welker, Colton	INF	2021	Coral Springs, FL
Wells, Kip	RHP	2008	Houston, TX
Wendell, Turk	RHP	2004	Pittsfield, MA
White, Alex	RHP	2011-12	Greenville, NC
White, Derrick	OF	1998	San Rafael, CA
White, Gabe	LHP	2000-01	Sebring, FL
White, Rick	RHP	2002	Springfield, OH
Wheeler, Ryan	INF	2013-14	Torrance, CA
Wigginton, Ty	INF/OF	2011	San Diego, CA
Williams, Jackson	C	2014	Tulsa, OK
Williams, Randy	LHP	2005	Harlingen, TX
Wilson, Preston	OF	2003-05	Bamberg, SC
Witasick, Jay	RHP	2005	Baltimore, MD
Wolters, Tony	C	2016-20	Vista, CA
Womack, Tony	INF/OF	2003	Chatham, VA
Wright, Jamey	RHP	1996-99, 2004-05	Oklahoma City, OK
Ynoa, Rafael	INF	2014-16	Santiago, D.R.
Yoshii, Masato	RHP	2000	Osaka, Japan
Young, Sr., Eric	INF/OF	1993-97	New Brunswick, NJ
Young, Jr., Eric	INF	2009-13	New Brunswick, NJ
Young, Gerald	OF	1993	Tela, Honduras
Young, Jason	RHP	2003-04	Oakland, CA
Zaun, Gregg	C	2003	Glendale, CA
Zeile, Todd	INF	2002	Van Nuys, CA

Numerical Roster

00
*Brad Andress, 2000-08

0
Adam Ottavino, 2013-18
Tim Lincecum, 2021

1
*Jerry Royster, 1993
Trenidad Hubbard, 1994-95
Terry Jones, 1996
Curtis Goodwin, 1998
*Dave Garcia, 2000-02
Pablo Ozuna, 2003
Anderson Machado, 2005
Jamey Carroll, 2006-07
Doug Bernier, 2008
Eric Young Jr., 2011-13
Brandon Barnes, 2014-16
Ryan McMahon, 2017
Garrett Hampson, 2018-21

2
Gerald Young, 1993
*Gene Glynn, 1994, 1996-98
Chris Petersen, 1999
Juan Sosa, 1999
Aaron Ledesma, 2000
Jeff Frye, 2000
Brent Butler, 2001
Jose Ortiz, 2002
*Mike Gallego, 2002, 2005-07
*Sandy Alomar Sr., 2003-04
Troy Tulowitzki, 2007-15
Alexei Amarista, 2017
Yonathan Daza, 2021

3
*Jerry Royster, 1993
Dale Murphy, 1993
Q. McCracken, 1995-97
Mike Lansing, 1998-2000
Ron Gant, 2001

Alex Ochoa, 2001
Jason Romano, 2002
Rene Reyes, 2003
Jorge Piedra, 2004-06
*Jamie Quirk, 2006
Willy Taveras, 2007-08
Eric Young, Jr., 2009-10
Michael Cuddyer, 2012-14
Daniel Descalso, 2015-16
Mike Tauchman, 2017-18
Dom Nunez, 2021

4
Nelson Liriano, 1993-94
Craig Counsell, 1995
*Jackie Moore, 1997-98
Chris Sexton, 1999
Jeffrey Hammonds, 2000
Juan Uribe, 2001-03
Luis González, 2004-06
Jayson Nix, 2008
*Jim Tracy, 2009-12
Chris Nelson, 2013
Ryan Wheeler, 2013
Ben Paulsen, 2014
Nick Hundley, 2015-16
Pat Valaika, 2017-19
Colton Welker, 2021

5
Alex Cole, 1993
Neifi Perez, 1996-2001
Brent Butler, 2002-03
Tony Womack, 2003
Matt Holliday, 2004-08
Carlos González, 2009-18

6
Daryl Boston, 1993
Jason Bates, 1995-98
*Bruce Kimm, 1999
Jeff Frye, 2000
Juan Pierre, 2000

Ben Petrick, 2001-03
Mandy Romero, 2003
Aaron Miles, 2004-05
Omar Quintanilla, 2006-09
Melvin Mora, 2010
Tommy Field, 2011
Alex White, 2012
Corey Dickerson, 2013-15
Ryan Raburn, 2016
Daniel Castronovo, 2018
Drew Butera, 2020

7
Joe Girardi, 1993-95
Trenidad Hubbard, 1996
Craig Counsell, 1997
Kurt Abbott, 1998-99
Jeff Cirillo, 2000-01
Todd Zeile, 2002
Chris Stynes, 2003
Rene Reyes, 2004
J.D. Closser, 2005-06
Kazuo Matsui, 2007
*Mike Gallego, 2008
Seth Smith, 2009-11
Matt McBride, 2012
Jose Reyes, 2015
Raimel Tapia, 2017
Garrett Hampson, 2018
Matt Holliday, 2018
Brendan Rodgers, 2019-21

8
Roberto Mejia, 1993-95
Kirt Manwaring, 1997-99
Brent Mayne, 2000-01
Bobby Estalella, 2002-03
*Jamie Quirk, 2004
Desi Relaford, 2005
Omar Quintanilla, 2005
Mike DeJean, 2006
Yorvit Torrealba, 2006-09, 2013
Michael McEnry, 2010, 2014-15

Charlie Blackmon, 2011-12
Gerardo Parra, 2016-18
Joshua Fuentes, 2019-21

9
Vinny Castilla, 1993-99
Juan Pierre, 2001-02
*Jamie Quirk, 2003, 05-08
Vinny Castilla, 2004, 06, *07-14
Ian Stewart, 2009-11
DJ LeMahieu, 2012-18
Daniel Murphy, 2019-20
Connor Joe, 2021

10
Dante Bichette, 1993-99, *2013
Mike Hampton, 2001-02
Ronnie Belliard, 2003
Royce Clayton, 2004
Jeff Baker, 2005-09
Chris Nelson, 2010-12
Cristhian Adames, 2014
Ben Paulsen, 2015-16
*Bud Black, 2017-21

11
Matt Nokes, 1995
Ange Echevarria, 1996-98
*Jim Leyland, 1999
*Toby Harrah, 2000-02
Luke Allen, 2003
Brad Hawpe, 2004-10
*Tom Runnells, 2011-16
Kevin Pillar, 2020
*Mike Redmond, 2017-20, 2021

12
Freddie Benavides, 1993
Mike Kingery, 1994-95
Pedro Castellano, 1996
Brian Raabe, 1997
Darryl Hamilton, 1998-99
Edgard Clemente, 1999

Brian Hunter, 2000
Todd Walker, 2001
Jose Ortiz, 2001-02
Clint Barnes, 2003-06, 08-10
Steve Finley, 2007
Seth Smith, 2007
Wilin Rosario, 2011
Andrew Brown, 2012
Juan Nicasio, 2013-14
Matt McBride, 2015
Mark Reynolds, 2016-17, 2019
Chris Owings, 2020-21

13
Charlie Hayes, 1993-94
Ryan Hawblitzel, 1996
*Clint Hurdles, 1997-03, 2005-07
Jeff Fassero, 2004
*Carney Lansford, 2011
Drew Pomeranz, 2012-13
Drew Stubbs, 2014-15
Dustin Garneau, 2016-17
Yonder Alonso, 2019
Alan Trejo, 2021

14
Andres Galarraga, 1993-97
Todd Walker, 2000
Greg Norton, 2001-03
Matt Anderson, 2005
Troy Tulowitzki, 2006
Sean Barker, 2007
Dexter Fowler, 2008
Matt Murton, 2009
Mark Ellis, 2011
Josh Rutledge, 2012-14
*Rene Lachemann, 2015
Tony Wolters, 2016-20
Rio Ruiz, 2021

15
Pedro Castellano, 1993, 1995
Jeff Reed, 1996-99

* Manager/Coach

(Numerical Roster, continued)

Ben Petrick, 1999-2000
Denny Neagle, 2001-03
Alfredo Amezaga, 2005
Jeff Salazar, 2006
Edwin Bellorin, 2007-09
Jay Payton, 2010
Kevin Kouzmanoff, 2011
Matt Pagnozzi, 2011
John Guthrie, 2012
Jordan Pacheco, 2013
Jackson Williams, 2014
Tyler Matzek, 2015
Raimel Tapia, 2018-21

16

Danny Sheaffer, 1993-94
Curtis Leskanic, 1995-99
*Fred Kendall, 2000
Kimera Barteo, 2001
Mac Suzuki, 2001
Kevin Sefcik, 2002
Jose Jiménez, 2002-03
Denny Hocking, 2004
Jamey Wright, 2004-05
Eli Marrero, 2006
Kazuo Matsui, 2006
Geronomo Gil, 2007
Kip Wells, 2008
Adam Melhuse, 2008
Huston Street, 2009-11
Reid Birgnac, 2013
Kyle Parker, 2014-15
Stephen Cardullo, 2017
Drew Butera, 2018-19
*Dave Magadan, 2020-21

17

David Nied, 1993-96
Todd Helton, 1997-2013

#17 retired by the Rockies in honor of Todd Helton on 8/17/14

18

Bruce Ruffin, 1993-97
Mike DeJean, 2000, 2005-06
*Fred Kendall, 2001-02
Jose Hernandez, 2003
Andy Tracy, 2004
Cory Sullivan, 2007-08
Mike McCoy, 2009
*Jim Tracy, 2009
Jonathan Herrera, 2010-13
Cristhian Adames, 2015-17
Seunghwan Oh, 2018-19
Wes Parsons, 2019
Matt Adams, 2021

19

Willie Blair, 1993-94
Jim Tatum, 1995
Jamey Wright, 1996-97
Derrick White, 1998
Edgard Clemente, 1998-99
Scott Karl, 2000
Mark Little, 2001-02
Gabe Kapler, 2002-03
Kit Pellow, 2003-04
Ryan Spilborghs, 2005-11
Marco Scutaro, 2012
Charlie Blackmon, 2013-21

20

Jim Tatum, 1993
Howard Johnson, 1994
Bill Swift, 1995-97
Mike Saipie, 1998
*Lorenzo Bundy, 1999
*Dallas Williams, 2000-02
Greg Vaughn, 2003
Todd Greene, 2004-05
Miguel Ojeda, 2006

Chris Iannetta, 2006-11
Wilin Rosario, 2012-15
Ian Desmond, 2017-19

21

Jamey Wright, 1998-99
Masato Yoshii, 2000
Adam Melhuse, 2001
Jack Cust, 2002
Chris Richard, 2003
Choo Freeman, 2004-06
Clint Barmes, 2007
Jonathan Herrera, 2008
Jason Marquis, 2009
Miguel Olivo, 2010
Ty Wigginton, 2011
Tyler Colvin, 2012-13
Eric Young, Sr. 1993-97, *2014-16
Jonathan Lucroy, 2017
Kyle Freeland, 2018-21

22

Eric Wedge, 1993
Nelson Liriano, 1998
Mark Strittmatter, 1998
Pat Watkins, 1999
Terry Shumpert, 1999-2002
Dustan Mohr, 2005
Scott Podsednik, 2008
*Tom Runnells, 2010
Hector Gomez, 2011
Jose Lopez, 2011
Jordan Pacheco, 2012
Walt Weiss, 1994-97, 2003-04, *2013-16
Chris Iannetta, 2018-19
Sam Hilliard, 2020-21

23

*Don Zimmer, 1993-95
Bryan Rekar, 1995-97
Chuck McElroy, 1998-99
John Cangelosi, 1999
Jeff Manto, 2000
Bubba Carpenter, 2000
Elvis Peña, 2000
Joe Davenport, 2001
Jacob Cruz, 2001
Ross Gload, 2002
Charles Johnson, 2003-04
Ryan Speier, 2005-07, 08
Jason Giambi, 2009-12
Charlie Culberson, 2013-14
Tom Murphy, 2016-18
Peter Lambert, 2019-21

24

Jerald Clark, 1993
*Dwight Evans, 1994
Harvey Pulliam, 1995-97
*Ken Griffey, 1996
Jeff Barry, 1998
Derrick Gibson, 1998
Tom Goodwin, 2000
Jay Payton, 2003
Vladimir Nuñez, 2004
Jason Smith, 2006
Ian Stewart, 2007-08
Dexter Fowler, 2009-13
Jordan Lyles, 2015-16
Ryan McMahon, 2017-21

25

*Don Baylor, 1993-98, 2009-10
*Buddy Bell, 2000-02
Sandy Alomar Jr., 2002
Mark Sweeney, 2003-04
Eddie Garabito, 2005
Michael Restovich, 2005
Bobby Keppel, 2007
Seth Smith, 2008
*Rich Dauer, 2011-12
*Blake Doyle, 2014-16

Drew Butera, 2019
Matt Kemp, 2020
C.J. Cron, 2021

26

*Amos Otis, 1993
Ellis Burks, 1994-98
*Rich Donnelly, 1999-2002
Walt McKeel, 2002
Mark Bellhorn, 2003
Jeff Francis, 2004-10, 2012-13
Jose Morales, 2011
Jason Pridie, 2014
David Dahl, 2016-20
Austin Gomber, 2021

27

Greg W. Harris, 1993
Butch Henry, 1993
Mike Harkey, 1994
Ty Van Burkleo, 1994
Jorge Brito, 1995-96
Steve Decker, 1996
Milt Thompson, 1996
Darryl Hamilton, 1998
Mike Kelly, 1999
Jeff Barry, 1999
Todd Hollandsworth, 2000-02
Jay Payton, 2002
Vic Darensbourg, 2003
Garrett Atkins, 2003-09
Greg Smith, 2010
Matt Lindstrom, 2011
Jon Garland, 2013
Tyler Chatwood, 2014
Trevor Story, 2016-21

28

Bryn Smith, 1993
Lance Painter, 1993-96
Rene Gonzales, 1997
Darnell Coles, 1997
Greg Colbrunn, 1998
Terry Shumpert, 1998
Lenny Harris, 1999
Mike Myers, 2000-01
Aaron Cook, 2003-11
Nolan Arenado, 2013-20

29

*Ron Hassey, 1993-95
Eric Anthony, 1996
Harvey Pulliam, 1996
Mark Thompson, 1998
*Milt May, 1999
Scott Servais, 2000
Carlos Mendoza, 2000
Ron Villone, 2001
Gary Bennett, 2001-02
*Dave Collins, 2003-06
Dan Serafini, 2007
Jorge De La Rosa, 2008-16
Shane Carle, 2017
Bryan Shaw, 2018-19
*Mike Redmond, 2020
Robert Stephenson, 2021

30

Keith Shepherd, 1993
Kevin Ritz, 1994-98
Rodando Arroyo, 2000
Adam Melhuse, 2000
Justin Speier, 2001-03
J.D. Closser, 2004
Jose Acevedo, 2005
*Glenallen Hill, 2007-11
Josh Roenicke, 2012
Brett Anderson, 2014
Tom Murphy, 2015
Jason Motte, 2016
Ryan Hanigan, 2017
Jerry Vasto, 2018
Joe Harvey, 2019-20
Julian Fernández, 2021

31

Greg W. Harris, 1994
Roger Bailey, 1995, 1997
Bret Saberhagen, 1995
J.R. Phillips, 1999
Darrin Bragg, 2000
David Moraga, 2000
Robin Jennings, 2001
Sal Fasano, 2001
Gregg Zaud, 2003
*Clint Hurdle, 2004
Cory Sullivan, 2005-06
Rodrigo Lopez, 2007
Cedrick Bowers, 2008
*Matt Daley, 2009-11
*Glenallen Hill, 2012
Chris Volstad, 2012
Eddie Butler, 2014-16
Kyle Freeland, 2017
Yonathan Daza, 2019
*Darryl Scott, 2020
Ryan Vilade, 2021

32

Jayhawk Owens, 1993
Scott Aldred, 1993
Mike Harkey, 1994
*Mark Thompson, 1995-97
Mark Brownson, 1998-99
Kevin Jarvis, 2000
Dan Miceli, 2001
Jason Jennings, 2002-06
LaTroy Hawkins, 2007, 2014-15
Glendon Rusch, 2009
J.C. Romero, 2011
Tyler Chatwood, 2012-17
*Mike Redmond, 2020
Jesus Tinoco, 2019-21

33

Chris Jones, 1993-94
Larry Walker, 1995-2004
Justin Morneau, 2014-15

#33 retired by the Rockies in honor of Larry Walker on 9/25/21

34

Mo Sanford, 1993
Scott Service, 1994
Jayhawk Owens, 1994-96
Pedro Astacio, 1997-2001
Shawn Chacón, 2002-05
Larry Bigbie, 2005
Matt Herges, 2007-08
Matt Belisle, 2009-14
Aaron Laffey, 2015
Jeff Hoffman, 2016-20
Jordan Sheffield, 2021

35

John Vander Wal, 1994-98
Henry Blanco, 1999
Butch Huskey, 2000
Cliff Brumbaugh, 2001
Aaron Cook, 2002
Nelson Cruz, 2003
Jeromy Burnitz, 2004
Eric Byrnes, 2005
Mike Esposito, 2005
Nate Field, 2006
Taylor Buchholz, 2007-10
Octavio Dotel, 2010
Jonathan Sanchez, 2012
Chad Bettis, 2013-19
Elias Díaz, 2020-21

36

*Larry Bearnarth, 1993-95
Mike Farmer, 1996
Bobby M. Jones, 1997-99
Gabe White, 2000-01

*Bob Apodaca, 2003-12
Tommy Field, 2012
Christian Bergman, 2014-16
*Steve Foster, 2017-21

37

Jay Gainer, 1993
*Rick Mathews, 1995
John Burk, 1996-97
*Tommy Sandt, 2000
Stan Belinda, 1999
Kane Davis, 2000
Darren Oliver, 2003
Joe Kennedy, 2004-05
Josh Fogg, 2006-07
Ryan Speier, 2009
Greg Reynolds, 2011
Adam Ottavino, 2012
Nick Masset, 2014
Pat Neshek, 2017
Jairo Diaz, 2019-20

38

Jeff Parrett, 1993
Jim Czajkowski, 1994
Roger Bailey, 1995-96
Jeff McCurry, 1997
Lariel González, 1998
Manny Aybar, 2000
Kevin Jarvis, 2004
Ryan Shealy, 2005
Ubaldo Jiménez, 2006-11
Edgar González, 2011
*Rene Lachemann, 2013-14
Kyle Kendrick, 2015
Mike Dunn, 2017-19
Tim Melville, 2019
Ryan Castellani, 2020-21

39

Steve Reed, 1993-97
Jim Stoops, 1998
Angel Echevarria, 1999-00
Jay Powell, 2001
Brian Fuentes, 2002
Steve Reed, 2003-04
Blaine Neal, 2005
Tom Martin, 2006-07
Elmer Dessens, 2007
Valerio de los Santos, 2008
Paul Phillips, 2009-10
*Stu Cole, 2013-21

40

Brian Rose, 2000
Scott Elarton, 2001
Brian Fuentes, 2003-08
Brad Eldred, 2010
Kevin Millwood, 2011
*Bo McLaughlin, 2012-14
Darren Holmes, 1993-97, *2015-19
Tyler Kinley, 2020-21

41

Mark Knudson, 1993
*Bill Plummer, 1994
*Art Howe, 1995
Robbie Beckett, 1996-97
David Whitehouse, 1998
Brian Bohannon, 1999-2001
Denny Stark, 2002-04
Jay Vitasich, 2005
Jeremy Affeldt, 2006-07
Alberto Arias, 2008
Jose Capellan, 2008
Steve Register, 2008
Alan Embree, 2009
Bruce Billings, 2011
Cole Garner, 2011
Wil Nieves, 2012
Mitchell Boggs, 2013
Jair Jurrjens, 2014
*Jeff Salazar, 2017-21

(Numerical Roster, continued)

42
A. Reynoso, 1993-96
*Jackie Moore, 1997

#42 retired by all teams in 1997 as a tribute to Jackie Robinson

43
Andy Ashby, 1993
Mike Muñoz, 1993-98
David Wainhouse, 1999
Bobby Chouinard, 2000-01
Dan Miceli, 2003
Adam Bernero, 2003-04
Ryan Shealy, 2006
*Rich Dauer, 2009-10
Alex White, 2011
*Carney Lansford, 2012
Collin McHugh, 2013
Pedro Hernandez, 2014
Rafael Ynoa, 2014-16
*Tony Diaz, 2017-18
Sam Hilliard, 2019
Jhoulys Chacin, 2021

44
Marvin Freeman, 1994-96
Alan Cockrell, 1996
Mike DeJean, 1997-2000
Rolando Arrojo, 2000
Mario Encarnacion, 2001
*Alan Cockrell, 2002
Preston Wilson, 2003-05
Alberto Arias, 2007
Ramon Ortiz, 2007
Micah Bowie, 2008
Edgmer Escalona, 2010
Juan Nicasio, 2011-13
Roy Oswalt, 2013
Ryan Wheeler, 2014
Tyler Anderson, 2016-19
José Mujica, 2020

45
Curtis Leskanic, 1993-94
*Frank Funk, 1996
Jerry Dipoto, 1997-2001
Victor Santos, 2002
Javier Lopez, 2003-04
Zach Day, 2005-06
Mike Venafro, 2006
Josh Newman, 2007-08
Elmer Dessens, 2007
Jhoulys Chacin, 2009-14
Scott Oberg, 2015-21

46
Kent Bottenfield, 1993-94
Greg W. Harris, 1993-94
*Paul Zuvella, 1996
*P.J. Carey, 1997
John Wasdin, 2000-01
Todd Belitz, 2001
Mark Corey, 2002
Matt Miller, 2003
Tim Harikkala, 2004
Bobby Seay, 2005
Miguel Asencio, 2006
Zach McClellan, 2007
Jason Hammel, 2009-11
Edwar Cabrera, 2012-13
Tyler Matzek, 2014
Miguel Castro, 2015-16
Rico Garcia, 2019
Antonio Santos, 2020-21

47
Bruce Hurst, 1993
Lance Painter, 1993
Mark Thompson, 1994
Omar Olivares, 1995
Bryan Hickerson, 1995
*Jackie Moore, 1996
Nate Minchey, 1997
Dave Veres, 1998-99
Giovanni Carrara, 2000
Horacio Estrada, 2001
Chris Nichting, 2002
Cory Vance, 2003
Scott Dohmann, 2004-06
Justin Hampson, 2006
John Mabry, 2007
Joe Koshansky, 2007-08
Samuel Deduno, 2010
Alan Johnson, 2011
Drew Pomeranz, 2011
Mike Ekstrom, 2012
Rafael Ortega, 2012
Chris Martin, 2014
Jairo Diaz, 2015-17
James Pazos, 2019-20

48
A.J. Sager, 1995
John Habyan, 1996
Frank Castillo, 1997
Rigo Beltran, 1999-2000
Craig House, 2000
Chris Nichting, 2001
Mike James, 2002
Marc Kroon, 2004
Tim Olson, 2005
Byung-Hyun Kim, 2006
Jason Hirsh, 2007-08
Esmil Rogers, 2009-12
Will Harris, 2012
Boone Logan, 2014-16
Germán Márquez, 2017-21

49
Scott Fredrickson, 1993
Juan Acevedo, 1995
*Frank Funk, 1997-98
Roberto Ramirez, 1999
Jose Jiménez, 2000-01
Dennys Reyes, 2002
Jason Young, 2003-04
Byung-Hyun Kim, 2005
Jose Mesa, 2006
Byung-Hyun Kim, 2007
Tim Harikkala, 2007
Adam Grilli, 2008-09
Jason Eaton, 2009
Rex Brothers, 2011-15
Antonio Senzatela, 2017-21

50
Garvin Alston, 1996
*Bill Hayes, 1998
Julian Tavarez, 2000
Benny Agbayani, 2002
Scott Elarton, 2003-04
Travis Driskill, 2004
David Cortes, 2005-06
Jorge Julio, 2007
Jim Miller, 2011
Jamie Moyer, 2012
Jeff Manship, 2013
Dustin Garneau, 2015
Chad Qualls, 2016-17
Brooks Pounders, 2018
Chi Chi González, 2019-21

51
Luther Hackman, 1999
David Lee, 2000
Craig Dingman, 2001
Rick White, 2002
Randy Flores, 2002
Joe Roa, 2003
Allan Simpson, 2004-05
Aquilino Lopez, 2005
Sun-Woo Kim, 2005-06
Juan Morillo, 2006-07
Jose Vizcaino, 2008
Josh Fogg, 2009
Matt Reynolds, 2010-12
Brooks Brown, 2015
Jake McGee, 2016-19
AJ Ramos, 2020
Ben Bowden, 2021

52
John Thomson, 1997-2002
Sean Lowe, 2002
*Duane Espy, 2003-06
Juan Morillo, 2008
Joel Peralta, 2009
*Jim Wright, 2011-14
Chris Rusin, 2015-19
Daniel Bard, 2020-21

53
Gary Wayne, 1993
Bruce Walton, 1993
Mark Hutton, 1997
Fred Rath, 1998
Mike Porzio, 1999
*Marcel Lachemann, 2000-01
Cory Vance, 2002
*Rick Mathews, 2003-08
Randy Flores, 2009-10
Manny Delcarmen, 2010
Christian Friedrich, 2012-15
*Rene Lachemann, 2016
*Ron Gideon, 2017-21

54
Marcus Moore, 1993-94
Tim Scott, 1997
David Lee, 1999
Rick Croushore, 2000
Pete Walker, 2000
Tim Christman, 2001
Kent Mercker, 2002
*Goose Gosage, 2003-04
Randy Williams, 2005
Denny Bautista, 2006-07
Greg Reynolds, 2008
Jose Contreras, 2009
Eric Stults, 2011
Zach Putnam, 2012
Tommy Kahnle, 2014-15
Carlos Estévez, 2016-17, 2019-21

55
Mark Grant, 1993
Joe Grahe, 1995
Brooks Kieschnick, 2001
*Jim Wright, 2002, 2009-10
Jesus Sanchez, 2003
Shawn Estes, 2004
Danny Ardoin, 2005-06
Alvin Colina, 2006
Mark Redman, 2007-08
Felipe Paulino, 2011
Eliezer Alfonzo, 2011
Ramon Hernandez, 2012
Jon Gray, 2015-21

56
Bryan Rekar, 1995
Brian McRae, 1999
Shawn Chacón, 2001
*Mark Strittmatter, 2003-05
Ray King, 2006
Franklin Morales, 2007-11, 2014
Josh Roenicke, 2011
Gregor Moscoso, 2012
Logan Kensing, 2013
*Steve Foster, 2015-16
Greg Holland, 2017
Noel Cuevas, 2018-19
Ashton Goudeau, 2020

57
Darryl Kile, 1998-99
Jason Jennings, 2001

58
Dan Miceli, 2005
*Alan Cockrell, 2007-08
Juan Rincon, 2009-10
Jordan Pacheco, 2011, 2014
*Jerry Weinstein, 2013
Yohan Flande, 2015-16
*Duane Espy, 2017
Dom Nunez, 2019
Lucas Gilbreath, 2021

59
Todd Jones, 2002-03
Chris Gissell, 2004
*Mark Strittmatter, 2006-07
Clayton Mortensen, 2011
Carlos Torres, 2012
Wilton Lopez, 2013-14
Harrison Musgrave, 2018-19
Tommy Doyle, 2020

60
Manuel Corpas, 2006-10, 2013
Justin Miller, 2015-16
Zac Rosscup, 2017
Ryan Castellani, 2020
Mychal Givens, 2020-21
Ashton Goudeau, 2021

61
Ramon Ramirez, 2006-07
Livan Hernandez, 2008
Edgmer Escalona, 2010-13
David Hale, 2015-16
Matt Carasiti, 2016
Sam Howard, 2018-19
Justin Lawrence, 2021

62
Marcos Carvajal, 2005
Rob Scahill, 2012-14
Jorge Rondon, 2015
González Germen, 2015-16
Yency Almonte, 2018-21

63
Rafael Betancourt, 2009-13, 2015
DJ Johnson, 2018-19
Zac Rosscup, 2021

64
Simon Castro, 2015
Phillip Diehl, 2019-20

65
Jason Gurka, 2015-16
Stephen Cardullo, 2016

66
John Axford, 2015
*Aron Muñoz, 2017

67
Ken Roberts, 2015
Germán Márquez, 2016

68
Raimel Tapia, 2016

71
Chin-hui Tsao, 2003-05
Wade Davis, 2018-20

72
Jordan Patterson, 2016
*Darryl Scott, 2021

73
Robert Averette, 2001

74
Pat Valaika, 2016

75
*Mike Hamilton, 2003

77
*Walt Weiss, 2002
Matt Herges, 2009
*Aron Muñoz, 2018-21

88
Josh Outman, 2012-13

97
Joe Beimel, 2009-10

99
Turk Wendell, 2004
Darren Clarke, 2007
Alfredo Amezaga, 2011

* Manager/Coach

Key Dates in Rockies History

1985

Aug. 8 – Baseball's new Basic Agreement permits the National League to expand by two teams.

1987

Oct. 31 – U.S. Senators from eight states, including Colorado Sen. Tim Wirth, create a Congressional task force to investigate baseball expansion.

1989

June 15 – Baseball says it will announce a timetable for NL expansion within 90 days after a new Basic Agreement.

1990

Aug. 14 – Denver-area voters pass a 0.1 percent sales tax to finance construction of a new ballpark, if MLB awards a team.

Aug. 23 – Colorado's Baseball Advisory Committee, headed by Gov. Roy Romer, designates the Colorado Baseball Partnership to spearhead the formation of an ownership group.

Sept. 18 – The NL Expansion Committee hears Denver's presentation.

Dec. 18 – The NL unveils its short list of six potential expansion sites: Buffalo, Denver, Orlando, South Florida, Tampa-St. Petersburg and Washington, D.C.

1991

March 13 – The Denver Metropolitan Major League Baseball Stadium District chooses its site: 20th and Blake.

March 15 – Ownership announces that the proposed park will be named Coors Field.

March 26 – The NL Expansion Committee visits Denver.

June 10 – MLB Commissioner Fay Vincent announces Denver and South Florida are the NL's selections for expansion.

July 5 – Major League owners unanimously approve Denver and South Florida as baseball's two newest franchises. Colorado Baseball Partnership announces that the team will be called the Colorado Rockies and unveils the team logo.

Sept. – Bob Gebhard is named the first general manager.

1992

Feb. 14 – KOA-Radio (850 AM) signs a five-year contract, becoming the flagship station.

March 2 – Ownership chooses Tucson, Ariz., as the Rockies' Spring Training home.

April 16 – KWGN-TV (Channel 2) signs a five-year agreement to become the Rockies' exclusive over-the-air television station.

June 16 – Bend, Ore., hosts the first game in organization history, a Single-A Northwest League contest between the Bend Rockies and Boise Hawks. With the Rockies trailing 4-1 in the bottom of the eighth, catcher Will Scalzitti hits a grand slam to give his club a dramatic 6-4 win.

July 4 – The Rockies unveil their 1993 uniforms (home, road, and Sunday alternate) at a Team USA-Team Cuba baseball game at Mile High Stadium in front of 61,165 fans. Also, the team improves its logo.

Sept. 2 – Colorado businessmen Jerry McMorris, Oren Benton and Charles Monfort acquire the owning interests of the Club.

Oct. 16 – Ground is broken on the future site of Coors Field.

Nov. 9 – The Colorado Baseball Partnership completes its acquisition of the franchise by paying the \$95 million franchise fee.

Nov. 17 – The Rockies select David Nied from the Atlanta Braves to open the MLB Expansion Draft in New York City. At the same time, over 20,000 fans fill Denver's Curriagan Hall to watch the historic event. After the draft, Colorado trades Kevin Reimer and Jody Reed for Dante Bichette and Rudy Seanez.

1993

Jan. 26 – The Rockies restructure their front office. Jerry McMorris becomes Chairman, President and C.E.O.; Oren Benton and Charles Monfort become Vice Chairmen.

Feb. 18 – Pitchers and catchers report to Tucson, Ariz., for the Club's inaugural Spring Training. Position players report five days later.

April 5 – The Club plays its first regular season game against the New York Mets at Shea Stadium. Dwight Gooden pitches a three-hit shutout.

April 9 – The Rockies host Montreal at Mile High Stadium. Eric Young Sr. homers to lead off the bottom of the first, bringing the record-setting crowd of 80,227 to its feet. Colorado wins, 11-4, behind 37-year-old Bryn Smith, who blanks the Expos over the first seven innings.

Sept. 17 – The Rockies surpass the four million mark on their 71st game date, breaking MLB's single-season attendance record.

Nov. 2 – The Club and the Denver Metropolitan Stadium District agree to expand Coors Field to approximately 50,200.

1994

Jan. 13 – Responding to fan requests, the Club alters its uniforms. Names are placed on the back of the home jerseys, while the road uniform's lettering is changed from silver to purple.

1995

April 26 – The Rockies inaugurate Coors Field in dramatic fashion. Dante Bichette hits a game-winning, three-run home run to beat the New York Mets in the 14th inning, 11-9.

June 2 – The Rockies select the University of Tennessee's Todd Helton in the first round (eighth overall) of Major League Baseball's First-Year Player Draft.

June 26 – National League President Leonard Coleman announces that Coors Field has been selected to host the 1998 All-Star Game.

Oct. 1 – The Rockies defeat the San Francisco Giants, 10-9, to claim the National League Wild Card, becoming the first expansion team to reach postseason play prior to its eighth year of competition.

Oct. 3 – The Rockies host Atlanta for the first postseason game in franchise history. The Braves win, 5-4, in the National League Division Series opener.

Oct. 6 – Colorado wins its first postseason game, 7-5 over the Braves in Game Three.

Nov. 7 – Don Baylor is announced as National League Manager of the Year, after leading his third-year club to postseason play.

1996

Feb. 15 – The city of Tucson and the Rockies reach an agreement in principal to keep the city as the Rockies Spring Training home for the next 15 years.

1997

Feb. 26 – The Rockies and FOX Sports Rocky Mountain reach a multi-year agreement for the cable rights to the club, beginning with seven telecasts in 1997 and expanding to 50 games each year for the remainder of the contract.

April 5 – At Olympic Stadium in Montreal, the Rockies hit a then-franchise-record seven home runs, including three by Larry Walker.

May 31 – Andres Galarraga hit a 529-foot grand slam off Kevin Brown, then was ejected four innings later for charging the mound after being hit by a pitch in the Rockies' 8-4 victory over the Florida Marlins at Miami. Galarraga's slam was the longest home run ever at Pro Player Stadium, and the longest in the Rockies' history.

Sept. 24 – Minor League pitcher Doug Million passes away after a severe asthma attack in Mesa, Ariz., where he was taking part in Instructional League.

Nov. 13 – Larry Walker wins the National League's Most Valuable Player. He becomes the first Canadian and first Rockies to win the award. Walker is voted first on 22 of the 28 ballots submitted.

Dec. 8 – Richard L. Monfort becomes Vice Chairman, joining his brother, Charles, who has held the position since 1992.

1998

July 6 – Coors Field hosts the 69th annual Major League All-Star festivities. Ken Griffey, Jr. beats out Jim Thome to win the Home Run Derby.

July 7 – In the highest-scoring All-Star game to that point, the American League beats the National League 13-8 in the 69th Mid-Summer Classic at Coors Field. Roberto Alomar earns the MVP award.

(Key Dates in Rockies History, continued)

Oct. 5 – Jim Leyland is named just the second manager in Rockies' history.

1999

April 4 – The Rockies and San Diego Padres become the first teams to open a Major League schedule outside of the U.S. or Canada, playing in Monterrey, Mexico. Colorado wins, 8-2.

May 5 – Beating the Chicago Cubs 13-6, the Rockies become the third team in the 1900s to score a run in every inning.

May 7 – The Rockies tie a National League record established by the 1894 Pirates and 1949 Giants when they extend their scoring streak to 14 consecutive innings, three shy of the Major League record of 17 set by the 1903 Red Sox.

April 20 – A tragic mass shooting strikes nearby Columbine High School and the Rockies postpone two home games with the Montreal Expos.

Aug. 20 – Bob Gebhard, the franchise's first and only general manager, resigns.

Sept. 20 – Dan O'Dowd is named the second general manager in franchise history.

Oct. 20 – Buddy Bell is named the third manager in franchise history.

2000

Jan. 19 – Rockies introduce additions to their uniforms, as well as an alternate purple jersey, home uniform and purple-billed cap.

May 3 – The Rockies set a then-franchise record with 24 hits in a 16-7 win vs. Montreal at Coors Field.

June 18 – In a 19-2 win over Arizona, Mike Lansing hits for the cycle in four innings. The second baseman gets a triple in the first inning, a two-run home run in the second, a double in the third, and a single in the fourth.

Aug. 22 – Catcher Brent Mayne pitches a scoreless 12th inning vs. the Atlanta Braves and becomes the first position player to be credited with a win since Rocky Colavito in 1968, and the last to do so until Wilson Valdez in 2011. The Rockies win 7-6 in 12 innings.

2001

Aug. 14 – President George W. Bush attends the Rockies game vs. Atlanta at Coors Field. Colorado wins, 5-4, in 10 innings.

Oct. 18 – Keli McGregor is named Rockies club president.

2002

April 26 – Clint Hurdle is named the fourth manager in team history, replacing Buddy Bell.

Nov. 4 – Jason Jennings becomes the first Rookie to be named NL Rookie of the Year. Jennings is the only player to appear on all 32 ballots and wins the award in a landslide with 150 points.

2003

March 31 – Charlie Monfort is named Chairman and CEO.

April 8 – By going 4-for-4 along with three walks, Rockies' first baseman Todd Helton sets a club record by reaching base in all seven plate appearances in Colorado's 15-12 loss at Coors Field.

April 10 – In a 7-6 win vs. St. Louis, the Rockies turn the first triple play in club history. With Scott Rolon on second base and Tino Martinez on first, Colorado's first baseman Todd Helton catches Orlando Palmeiro's soft liner for the first out and throws to shortstop Jose Hernandez, who steps on second for the second out and then tags Martinez to complete the triple play.

Aug. 3 – The Rockies tie the club record with 24 hits in a 16-4 win at Pittsburgh.

2004

Aug. 6 – The Rockies trade Larry Walker, the franchise's all-time leader in nearly every offensive category, to the St. Louis Cardinals for three Minor Leaguers.

Nov. 9 – In a meeting of the directors and shareholders of the Colorado Rockies, general partner Jerry McMorris is removed as an officer of the club.

2005

June 7 – The Rockies select infielder Troy Tulowitzki in the first round (seventh overall) of Major League Baseball's First-Year Player Draft.

Dec. 15 – Charlie and Dick Monfort purchase the Jerry McMorris financial interest in the franchise, ending McMorris' affiliation with the Rockies.

2006

April 9 – Cory Sullivan becomes the 11th player in Major League history to hit two triples in the same inning and the first since Gil Coan of the Washington Senators accomplished the feat in 1951.

June 7 – With just 10 sacrifice flies during their first 58 games, the Rockies tie a Major League with five sac-flies during the 16-9 Coors Field victory over Pittsburgh.

June 20 – The combined efforts of Rockies starter Jason Jennings and relievers Tom Martin and Brian Fuentes produce the first one-hitter in franchise history. The 6-0 victory against Oakland marks the third time that one hit or less has been given up in a Coors Field contest.

Aug. 14 – Vinny Castilla signs with Colorado, returning to the Rockies to finish his career.

2007

April 29 – At Coors Field during a 9-7 Colorado victory over the Braves, Troy Tulowitzki turns the 13th unassisted triple play in MLB history. With base runners on first and second on the move in the top of the seventh, Tulowitzki catches Chipper Jones' line drive (1), steps on second to retire Kelly Johnson (2), and then tags Edgar Renteria (3) returning to first base.

Oct. 1 – The Rockies clinch the NL Wild Card after defeating the Padres 9-8 in 13 innings of Game 163 at Coors Field

in what was just the seventh one-game playoff in Major League history.

Oct. 6 – The Rockies complete a three-game sweep of the Philadelphia Phillies to win the NL Division Series.

Oct. 15 – Colorado completes a four-game sweep of the Arizona Diamondbacks to win the club's first National League Championship and advances to their first-ever World Series vs. Boston. This win is also the 21st win of 22 games.

2008

April 22 – The Rockies play 22 innings at San Diego, beating the Padres by a score of 2-1 in what is the longest game in franchise history by innings. The game lasts six hours and sixteen minutes, and is won on a Troy Tulowitzki RBI double that scores Willy Taveras from third base.

July 1 – In the shortest nine-inning game in Coors Field history, Aaron Cook threw 79 pitches in the 1:58 contest. Cook allowed five hits in the 4-0 win.

Nov. 12 – The Rockies acquire outfielder Carlos González, left-handed pitcher Greg Smith and right-hander Huston Street from the Oakland Athletics in exchange for outfielder Matt Holliday.

2009

May 19 – Todd Helton becomes the first player in club history to record 2,000 hits with a single at Atlanta off Jair Jurrjens.

May 29 – Jim Tracy is named the Rockies' fifth manager in franchise history, replacing Clint Hurdle, whose teams won 534 games.

Oct. 1 – The Rockies clinch the NL Wild Card after defeating the Brewers 9-2 at Coors Field.

Nov. 17 – Construction begins on Salt River Fields at Talking Stick, the Rockies' and Diamondbacks' new Spring Training complex, with an aggressive fast-tracked schedule to get the stadium done by the 2011 campaign.

Nov. 18 – Manager Jim Tracy is named the National League Manager of the Year. Tracy becomes the second Rockies Manager to win the award, joining his 2009 hitting coach Don Baylor (1995).

2010

April 17 – Ubaldo Jiménez throws the first no-hitter in franchise history. Jiménez led the Rockies to a 4-0 victory over Atlanta at Turner Field.

April 20 – Rockies President Keli McGregor, while on a business trip for the club, passes away in Salt Lake City. The 47-year-old baseball executive spent 17 years with Colorado, joining the Rockies in 1993 as senior director of operations.

July 31 – Carlos González hits a walk-off home run to complete the sixth cycle in franchise history in the Rockies' 6-5 comeback win vs. the Chicago Cubs. González became the fifth player to complete the cycle with a walk-off home run.

(Key Dates in Rockies History, continued)

2011

Feb. 26 – The Rockies play their first game at the new Spring Training facility in Scottsdale, Ariz., Salt River Fields at Talking Stick.

May 19 – In the Rockies' 7-1 victory over Philadelphia at Citizens Bank Park, 40 year-old Jason Giambi becomes the second-oldest player to hit three home runs in a game.

June 30 – Todd Helton becomes the first Rockies player to play in 2,000 career MLB games.

Sept. 25 – En route to a 19-3 win at Houston, the Rockies record a franchise-record 25 hits.

2012

April 17 – Jamie Moyer becomes the oldest pitcher in MLB history to earn a win, beating the San Diego Padres, 5-3, at Coors Field.

May 31 – At Coors Field, Carlos González sets a franchise record and becomes the 22nd Major League player to hit a home run in his fourth straight at-bat. He hit three home runs on May 30.

Nov. 7 – Walt Weiss is named the sixth manager in Rockies history.

2013

April 23 – In the first game of a doubleheader between the Rockies and the Atlanta Braves, the temperature at first pitch is an MLB-record low 23 degrees. Game 2 warms up to 30 degrees. Atlanta wins both games, 4-3 and 10-2.

Sept. 25 – Todd Helton plays his final home game before a sold-out Coors Field crowd vs. Boston. Helton homers in his first at-bat and finishes the game 2-for-3 with a double, home run and three RBI.

Sept. 28 – Todd Helton plays his final game (at Los Angeles Dodgers), finishing his career playing all 2,247 games for the organization that originally drafted him.

2014

April 4 – Charlie Blackmon ties a team record established by Andres Galarraga in 1995, collecting six hits in the Rockies' 12-2 rout of Arizona in the Home Opener. Blackmon is the first Major Leaguer to collect three doubles, two singles, and a home run in a game.

July 29 – The Rockies play their longest game in history at six hours and 27 minutes against the Cubs at Wrigley Field in Chicago. The result is a 4-3 loss in 16 innings.

Aug. 17 – The Rockies retire Todd Helton's number 17 in a pregame ceremony. He is the first player in franchise history to have his number retired.

Oct. 8 – The Rockies name Jeff Bridich the Club's third general manager following the resignation of Dan O'Dowd.

2015

July 28 – Troy Tulowitzki is traded to the Toronto Blue Jays along with LaTroy Hawkins for Miguel Castro, Jeff Hoffman, Jose Reyes and Jesus Tinoco.

June 14 – Jorge De La Rosa earns his 73rd career win, at Miami, surpassing Aaron Cook for the Rockies' all-time win record.

2016

Feb. 20 – Coors Field plays host to the first outdoor college hockey game in Colorado history as the University of Denver Pioneers beat the Colorado College Tigers, 4-1. A week later on Feb. 27, the Colorado Avalanche host the Detroit Red Wings as part of the NHL's Stadium Series and fall 5-3.

April 4 – Trevor Story becomes the first Major League player to ever hit two home runs in a debut on Opening Day. Story also becomes the first Rockies player to ever homer twice in a Major League debut. No shortstop had ever hit two home runs in a debut since Bert Campaneris of the Kansas City Athletics on July 23, 1964 at Minnesota.

June 24 – The Rockies and Diamondbacks played the longest nine-inning game in National League history, a 10-9 Arizona win in four hours, 30 minutes at Coors Field.

Sept. 17 – Jon Gray sets a franchise and Coors Field record with 16 strikeouts vs. San Diego in his first Major League complete-game shutout.

Nov. 7 – Bud Black is named the seventh manager in Rockies history.

2017

June 18 – Nolan Arenado hits a walk-off home run to complete the cycle on Father's Day, becoming the fifth player in MLB history to complete the cycle with a walk-off home run.

July 9 – Denver native Kyle Freeland takes a no-hit bid through 8.1 innings at Coors Field, the longest no-hit bid in Denver in franchise history.

Aug. 14 – Chad Bettis returns from testicular cancer to make his first start of the season vs. the Atlanta Braves.

Sept. 30 – With a Brewers loss to the Cardinals, the Rockies clinch the second Wild Card, the fourth playoff berth in franchise history.

Oct. 4 – The Rockies lose to the Diamondbacks 11-8 in the National League Wild Card Game.

Nov. 7 – Nolan Arenado wins his fifth consecutive Rawlings Gold Glove Award, becoming the first player in National League history, and the first infielder in MLB history, to win a Gold Glove in each of their first five seasons.

2018

Sept. 26 – Germán Márquez ties a modern Major League record (joining Jim Deshaies and Jacob deGrom) by striking out the first eight batters faced in his start against the New York Mets.

Sept. 30 – Charlie Blackmon hits his first career cycle, the ninth in franchise history and the first in MLB history to ever come in the 162nd game of the season.

Oct. 1 – After finishing the regular season with identical records of 91-71, the Rockies and Dodgers play a tiebreaker game in Los Angeles to determine the National League West Division Champion. It is the second tiebreaker game in Rockies history, the first to decide a division winner. Los Angeles beats the Rockies by a score of 5-2.

Oct. 2 – The Rockies play in the National League Wild Card Game for the second consecutive season, this time against the Cubs at Wrigley Field. The Rockies win 2-1 in 13 innings on an RBI single by Tony Wolters.

Oct. 4 – The Rockies, by virtue of winning the Wild Card Game, play Game One of the National League Division Series in Milwaukee, their fourth NLDS in franchise history and their first since 2009.

Oct. 7 – Coors Field hosts a postseason game for the first time since Oct. 12, 2009. The Rockies fall to the Brewers 6-0 and lose the NLDS 3-0.

2019

Feb. 26 – In a press conference at Salt River Fields at Talking Stick, the Rockies announce that they have signed Nolan Arenado to an eight-year contract.

April 4 – Dick Monfort announces that the Rockies' multi-use development at 20th and Wazee will be named McGregor Square in honor of the Rockies' late president, Keli McGregor.

April 14 – Germán Márquez throws the first one-hitter in franchise history, shutting out the San Francisco Giants in a 4-0 Rockies win at Oracle Park.

June 13-16 – The Rockies and San Diego Padres combine for 92 runs to set a Major League record for the most combined runs scored in a four-game series in Major League history. Colorado scored 48 runs in the series, while the Padres scored 44.

2020

March 12 – Major League Baseball announces the cancellation of the remainder of Spring Training as a result of the COVID-19 pandemic.

June 22 – Major League Baseball announces that it will proceed with the 2020 season. It is announced the following day that a 60-game schedule is planned.

July 24 – The Rockies play their latest Opening Day in franchise history, losing 1-0 to the Texas Rangers in the inaugural game at Globe Life Field in Texas.

2021

July 13 – Coors Field plays host to the 91st Major League Baseball All-Star Game, with the American League besting the National League 5-2.

Sept. 8 – Larry Walker is officially inducted into the Major League Baseball Hall of Fame, along with Derek Jeter, Marvin Miller and Ted Simmons.

Sept. 25 – Larry Walker's #33 is retired by the Rockies in a pregame ceremony at Coors Field.

History of Baseball in Denver

Although Major League Baseball did not arrive until 1993, professional baseball in the Rocky Mountain Region can be traced back to 1886 with the advent of the Western League. The Denver Bears were crowned the first league champions and baseball in the Mile High City would go on to become an off-and-on occurrence over the next 60 years, with the game becoming a permanent fixture in 1948.

Built in 1948, Mile High Stadium was known as Bears Stadium until 1969. Denver finally became a Triple-A city in 1955, when the American League's Philadelphia A's moved to Kansas City, thus allowing the Bears' owners, the Howsam family, the opportunity to purchase the then-homeless New York Yankees' Minor League affiliate for \$90,000. The Yankees tabbed an untried Ralph Houk to manage the Triple-A club and were led by the likes of Bobby Richardson, Tony Kubek and Ralph Terry. The first Triple-A champions in Denver history were the 1960 Bears, piloted by Charlie Metro.

When the Broncos became a charter member of the American Football League in 1959, the south stands (8,100 seats) and portable east stands (9,616 seats) were added to give a capacity of 34,657 for football. The Broncos began play in 1960.

From 1963-68, the Bears were a member of the Pacific Coast League. The 1968 entry was the affiliate of the Minnesota Twins, managed by the fiery Billy Martin and led by Graig Nettles and Bob Oliver.

After Denver voters turned down a stadium bond issue to build an all-purpose metropolitan stadium in 1967, a non-profit group began a fund-raising drive with the goal of purchasing the stadium for the city. In February 1968, the group bought the stadium from Rocky Mountain Empire Sports for \$1.8 million and presented it to the city. A 16,000-seat upper deck was immediately constructed over the west stands, raising the capacity to over 50,000. In December 1968, the stadium was renamed Denver Mile High Stadium. Further expansion of Mile High began in 1975 and was completed in 1977. Voters passed a \$25 million bond issue in 1974 to expand the stadium from its capacity of 51,706 to 75,100. The construction of 60 penthouse suites atop the west stands brought the stadium to its final capacity of 76,098 in 1986.

The Bears moved to the American Association in 1969, which would stand as the home of all of the remaining Denver franchises until 1992. From 1970-83, the Bears established themselves as a championship franchise, winning five league crowns and three division titles. Graced by future big league stars such as Tim Wallach and Tim Lincecum, the Bears drew record crowds night after night, including a 1982 fireworks night crowd of 65,666, which established a Minor League record.

Under new ownership, the Zephyrs came to Denver in 1985, as an affiliate of the Cincinnati Reds. The likes of Eric Davis, Paul O'Neill and Barry Larkin displayed their talents in Denver before moving on to prominent Major League careers.

The Z's joined the Milwaukee Brewers system in 1987 and remained a Brewers affiliate until 1992. One of the



Mile High Stadium on Opening Day, April 9, 1993

most memorable moments in the Zephyrs' tenure at Mile High was a 582' home run by Joey Meyer into the upper deck of the east stands. One seat in the all-blue section was painted orange to signify the landing location of Meyer's home run. John Jaha later sent one near Meyer's homer, just a few feet to the left. Gary Sheffield and Greg Vaughn were some of the other fan favorites of the later Zephyr clubs.

When Major League owners unanimously approved Denver and South Florida as baseball's two newest franchises on July 5, 1991, not only did that date mark the conception of the Rockies but also the end of over 100 years of Minor League baseball in Denver.

A Major League record crowd of 80,227 packed Mile High for the first home game in Rockies franchise history, April 9, 1993 vs. Montreal. Eric Young Sr. hit a home run to lead off the bottom of the first inning as the Rockies cruised to an 11-4 victory, signifying the beginning of big league baseball in the Rocky Mountain region.

After drawing 4,483,350 fans in the 1993 inaugural season, the Rockies were on pace to shatter that mark in 1994, averaging 58,598 through 56 home dates, which would have put the season ending mark at 4,687,840, if it were not for the strike that ended the 1994 season in August. In those first two seasons at Mile High, the Rockies had 52 occasions when better than 60,000 paid to watch baseball; 21 times the crowd eclipsed 70,000.

The Rockies moved into Coors Field in 1995 after shattering nearly every attendance mark in the books. In 135 dates at Mile High, the Rockies drew 7,701,861 fans, an average of 57,051 per game.

Demolition of Mile High was completed in March 2002. On Aug. 29, 2006, the Rockies and the Rocky Mountain Chapter of SABR unveiled a plaque commemorating Bears/Mile High Stadium, and a home plate made of steel was placed on the exact location of home plate at Mile High, which is currently in a parking lot adjacent to the Broncos' current home stadium.

Franchise Firsts

Club General

- **Game:** April 5, 1993 at New York (loss, 0-3)
- **Win:** April 9, 1993 vs. Montreal, 11-4
- **Extra-Inning Game:** May 1, 1993 at Florida (7-6 loss in 11)
- **Ejection:** May 10, 1993 vs. San Francisco, Charlie Hayes in the sixth inning
- **Error:** April 7, 1993 at New York, Charlie Hayes in the first inning
- **Postponement:** April 12, 1993 vs. New York
- **Rain Delay:** April 24, 1993 vs. Florida, 1:11 delay

Individual Batting

- **Batter:** April 5, 1993 at New York, Eric Young Sr. (bunt ground out vs. Dwight Gooden)
- **Base Hit:** April 5, 1993 at New York, Andres Galarraga (second inning)
- **Run:** April 7, 1993 at New York, Dante Bichette (seventh inning solo home run)
- **RBI:** April 7, 1993 at New York, Dante Bichette (seventh inning solo home run)
- **Extra-Base Hit:** April 7, 1993 at New York, Dante Bichette (seventh inning solo home run)
- **Double:** April 9, 1993 vs. Montreal, Jerald Clark (first inning)
- **Triple:** April 10, 1993 vs. Montreal, Joe Girardi (fifth inning)
- **Home Run:** April 7, 1993 at New York, Dante Bichette off Bret Saberhagen (seventh inning)
- **Grand Slam:** May 4, 1993 at Chicago, Jim Tatum off Dan Plesac (eighth inning, pinch-hit)
- **Stolen Base:** April 5, 1993 at New York, Eric Young Sr. (third inning)
- **Pinch-Hitter:** April 5, 1993 at New York, Daryl Boston (eighth inning, strikeout)
- **Walk:** April 5, 1993 at New York, Alex Cole by Dwight Gooden
- **Strikeout:** April 5, 1993 at New York, Andres Galarraga by Dwight Gooden

Individual Pitching

- **Pitch:** April 5, 1993 at New York, David Nied to Vince Coleman
- **Win:** April 9, 1993 vs. Montreal, Bryn Smith
- **Complete Game:** April 15, 1993 vs. NYM, David Nied
- **Shutout:** April 14, 1994 at Philadelphia, David Nied (7.0), Bruce Ruffin (1.0) and Darren Holmes (1.0)
- **Complete-Game Shutout:** June 21, 1994 vs. Houston, David Nied
- **Save:** April 23, 1993 vs. Florida, Darren Holmes

(Individual Pitching, continued)

- **Walk:** April 5, 1993 at New York, Eddie Murray by David Nied (third inning)
- **Strikeout:** April 5, 1993 at New York, Vince Coleman by David Nied (first inning)
- **Wild Pitch:** April 7, 1993 at New York, Scott Aldred
- **Balk:** April 13, 1993 vs. New York, Andy Ashby
- **No-Hitter:** April 17, 2010 at ATL, Ubaldo Jimenez



Eric Young Sr. led off the franchise's first-ever home game with a home run off Montreal's Kent Bottenfield.

ONLY PLAYERS IN MLB HISTORY WITH .370 AVERAGE, 40 HR, 140 RBI

Player, Club	Year	Avg-HR-RBI
Babe Ruth (NYY)	1920	.376-54-137
Babe Ruth (NYY)	1921	.378-59-171
R. Hornsby (STL)	1922	.401-42-152
Babe Ruth (NYY)	1924	.378-46-121
Lou Gehrig (NYY)	1927	.373-47-175
Chuck Klein (PHI)	1930	.386-40-170
Babe Ruth (NYY)	1931	.373-46-163
Todd Helton (COL)	2000	.372-42-147

HIGHEST AVERAGE, FIRST BASEMEN MAJOR LEAGUE HISTORY

Avg.	Player	Club	Year
.420	George Sisler	STL-A	1922
.407	George Sisler	STL-A	1920
.401	Bill Terry	NY-N	1930
.388	Rod Carew	MIN	1977
.379	Lou Gehrig	NYY	1930
.374	Lou Gehrig	NYY	1928
.373	Lou Gehrig	NYY	1927
.372	Todd Helton	COL	2000
.372	Bill Terry	NY-N	1929

Rockies Award Winners

National Baseball Hall of Fame

2020 Larry Walker (BBWAA)

NL Most Valuable Player

1997 Larry Walker (BBWAA)

NL Manager of the Year

1995 Don Baylor (BBWAA)

2009 Jim Tracy (BBWAA, *Sporting News*)

NL Rookie of the Year

2002 Jason Jennings (BBWAA)

Major League Player of the Year

2000 Todd Helton (*AP, Baseball Digest*)

2010 Carlos González (Players Choice)

NL Player of the Year

2000 Todd Helton (*Sporting News*)

2010 Carlos González (Players Choice)

NL Rookie Pitcher of the Year

2002 Jason Jennings (*Sporting News*)

NL Rookie Player of the Year

1998 Todd Helton (*Sporting News*)

All-Rookie Team

1998 Todd Helton (*Topps, Baseball Digest*)

2002 Jason Jennings (*Topps, Baseball Digest*)

2007 Troy Tulowitzki (*Topps, Baseball Digest*)

2012 Wilin Rosario (*Topps, Baseball Digest*)

2013 Nolan Arenado (*Topps, Baseball Digest, Baseball America*)

2016 Trevor Story (*Baseball Digest*)

2017 Germán Márquez (*Topps*)

..... Kyle Freeland (*Baseball Digest*)

Comeback Player of the Year

1993 Andres Galarraga (*Sporting News*)

2020 Daniel Bard (MLB)

Rawlings Gold Glove

1997 Larry Walker (OF)

1998 Larry Walker (OF)

1999 Larry Walker (OF)

2000 Neifi Perez (SS)

2001 Todd Helton (1B)

..... Larry Walker (OF)

2002 Todd Helton (1B)

..... Larry Walker (OF)

2004 Todd Helton (1B)

2010 Carlos González (OF)

..... Troy Tulowitzki (SS)

2011 Troy Tulowitzki (SS)

2012 Carlos González (OF)

2013 Nolan Arenado (3B)

..... Carlos González (OF)

2014 Nolan Arenado (3B)

..... DJ LeMahieu (2B)

2015 Nolan Arenado (3B)

2016 Nolan Arenado (3B)

2017 Nolan Arenado (3B)

..... DJ LeMahieu (2B)

2018 Nolan Arenado (3B)

..... DJ LeMahieu (2B)

2019 Nolan Arenado (3B)

2020 Nolan Arenado (3B)

Rawlings Platinum Glove

2017 Nolan Arenado

2018 Nolan Arenado

2019 Nolan Arenado

2020 Nolan Arenado

Mel Ott Award

NL leader in Home Runs

1995 Dante Bichette

1996 Andres Galarraga

1997 Larry Walker

2015 Nolan Arenado (tied)

2016 Nolan Arenado (tied)

2018 Nolan Arenado

Lou Brock Award

League Leader in Stolen Bases

1996 Eric Young

2001 Juan Pierre (co-winner)

2008 Willy Taveras

2020 Trevor Story

Tony Gwynn Award

NL leader in batting average

1993 Andres Galarraga (.370)

1998 Larry Walker (.363)

1999 Larry Walker (.379)

2000 Todd Helton (.372)

2001 Larry Walker (.350)

2007 Matt Holliday (.340)

2010 Carlos González (.336)

2013 Michael Cuddyer (.331)

2014 Justin Morneau (.319)

2016 DJ LeMahieu (.348)

2017 Charlie Blackmon (.331)

Louisville Silver Slugger

1995 Dante Bichette (OF)

..... Vinny Castilla (3B)

1996 Ellis Burks (OF)

..... Andres Galarraga (1B)

..... Eric Young Sr. (2B)

1997 Vinny Castilla (3B)

..... Larry Walker (OF)

1998 Vinny Castilla (3B)

1999 Larry Walker (OF)

2000 Todd Helton (1B)

2001 Mike Hampton (P)

..... Todd Helton (1B)

2002 Mike Hampton (P)

..... Todd Helton (1B)

2003 Todd Helton (1B)

2006 Matt Holliday (OF)

2007 Matt Holliday (OF)

2008 Matt Holliday (OF)

2010 Carlos González (OF)

..... Troy Tulowitzki (SS)

2011 Troy Tulowitzki (SS)

2013 Michael Cuddyer (OF)

2015 Nolan Arenado (3B)

..... Carlos González (OF)

2016 Nolan Arenado (3B)

..... Charlie Blackmon (OF)

2017 Nolan Arenado (3B)

..... Charlie Blackmon (OF)

2018 Nolan Arenado (3B)

..... Germán Márquez (P)

..... Trevor Story (SS)

2019 Trevor Story (SS)



Outfielder Larry Walker will be inducted into the National Baseball Hall of Fame on July 26, 2020.

(Rockies Award Winners, continued)

NL Player of the Month

June, 1993..... Andres Galarraga (.420-6-21)
Sept., 1993..... Andres Galarraga (.382-5-23)
April, 1994..... Ellis Burks (413-9-17)
July, 1995..... Dante Bichette (.296-11-35)
Sept., 1995..... Dante Bichette (.365-8-28)
June, 1996..... Dante Bichette (.375-11-39)
April, 1997..... Larry Walker (.456-11-29)
May, 2000..... Todd Helton (.512-11-26)
Aug., 2000..... Todd Helton (.476-7-32)
May, 2002..... Todd Helton (.347-10-28)
July, 2002..... Larry Walker (.438-5-17)
April, 2003..... Todd Helton (.377-6-27)
Sept., 2007..... Matt Holliday (.367-12-30)
Sept., 2010..... Troy Tulowitzki (.322-15-40)
April, 2014..... Troy Tulowitzki (.381-7-22)
July, 2015..... Carlos González (.386-11-24)
Sept., 2015..... Nolan Arenado (.336-12-35)
May, 2017..... Charlie Blackmon (.359-6-22)
July, 2017..... Nolan Arenado (.389-8-30)
June, 2019..... Charlie Blackmon (.412-10-25)
Aug., 2021..... C.J. Cron (.387-11-34)

NL Pitcher of the Month

April, 2003..... Shawn Chacón (4-0, 1.04)
April, 2010..... Ubaldo Jiménez (5-0, 0.79)
May, 2010..... Ubaldo Jiménez (5-1, 0.78)
Sept., 2018..... Germán Márquez (3-1, 2.14)

NL Rookie of the Month

Aug., 2002..... Jason Jennings (5-1, 3.55)
April, 2005..... Clint Barmes (.410-4-14)
June, 2005..... Garrett Atkins (.364-3-26)
Aug., 2007..... Troy Tulowitzki (.333-6-25)
July, 2008..... Ian Stewart (.432-1-15)
April, 2016..... Trevor Story (.261-10-20)
April, 2017..... Antonio Senzatela (3-1, 2.81)

Roberto Clemente Award Nominees

1996..... Jason Bates, Dante Bichette, A.Galarraga
1997..... Dante Bichette, Steve Reed, Walt Weiss
1998..... Dante Bichette, Kevin Ritz, Larry Walker
1999..... Jerry Dipoto
2000..... Todd Helton
2001..... Mike Hampton
2002..... Todd Helton
2003..... Charles Johnson
2004..... Charles Johnson
2005..... Jason Jennings
2006..... Ramon Ramirez
2007..... Matt Holliday
2008..... Jeff Francis
2009..... Aaron Cook
2010..... Troy Tulowitzki
2011..... Troy Tulowitzki
2012..... Michael Cuddyer
2013..... Todd Helton
2014..... Michael Cuddyer
2015..... Kyle Kendrick
2016..... Carlos González
2017..... Ian Desmond
2018..... Ian Desmond
2019..... Ian Desmond
2020..... Ian Desmond
2021..... Ian Desmond

NL Player of the Week

May 31-June 6, 1993..... Andres Galarraga (.600-1-6)
Sept. 13-19, 1993..... Charlie Hayes (.385-2-9)
July 14-17, 1994..... Dante Bichette (.632-2-12)
May 8-14, 1995..... Vinny Castilla (.609-4-14)
July 3-9, 1995..... Andres Galarraga (.429-2-5)
July 31-Aug. 6, 1995..... Dante Bichette (.433-6-14)
May 14-19, 1996..... Ellis Burks (.467-3-7)

May 20-26, 1996..... Larry Walker (.500-2-8)

(NL Player of the Week, continued)


June 10-16, 1996..... Vinny Castilla (.346-4-8)
June 17-23, 1996..... Ellis Burks (.423-6-9)
June 24-30, 1996..... *Dante Bichette (.500-4-11)
Sept. 9-15, 1996..... Ellis Burks (.643-2-10)
April 1-6, 1997..... Larry Walker (.440-6-11)
April 7-13, 1997..... Vinny Castilla (.438-2-7)
May 19-25, 1997..... Ellis Burks (.435-5-11)
July 21-27, 1997..... Dante Bichette (.458-4-15)
Sept. 15-21, 1997..... Larry Walker (.320-5-12)
April 26-May 2, 1999..... Larry Walker (.500-6-18)
May 17-23, 1999..... *Dante Bichette (.429-3-11)
June 14-20, 1999..... Todd Helton (.550-5-15)
Aug. 9-15, 1999..... *Dante Bichette (.433-4-12)
May 8-14, 2000..... Todd Helton (.609-4-9)
June 26-July 2, 2000..... *Jeff Cirillo (.636-4-16)
July 24-30, 2000..... *Jeffrey Hammonds (.583-2-8)
Aug. 14-20, 2000..... *Todd Helton (.484-4-12)
Aug. 19-25, 2002..... *Jay Payton (.375-3-12)
April 14-20, 2003..... *Shawn Chacón (2-0, 0.00)
July 7-13, 2003..... *Preston Wilson (.429-4-15)
July 19-25, 2004..... Vinny Castilla (.323-5-9)
July 4-10, 2005..... Todd Helton (.522-4-12)
July 25-31, 2005..... Matt Holliday (.444-3-8)
Sept. 19-25, 2005..... Todd Helton (.320-2-9)
April 2-9, 2006..... Garrett Atkins (.462-1-7)
Sept. 18-24, 2006..... *Matt Holliday (.400-4-12)
Sept. 25-Oct. 1, 2006..... Garrett Atkins (.522-2-6)
May 28-June 3, 2007..... Brad Hawpe (.455-3-8)
July 23-29, 2007..... Matt Holliday (.364-4-10)
Aug. 6-12, 2007..... *Troy Tulowitzki (.483-3-12)
Sept. 10-16, 2007..... Matt Holliday (.407-6-11)
Sept. 17-23, 2007..... Brad Hawpe (.520-3-10)
April 7-13, 2008..... Matt Holliday (.480-2-10)
June 16-22, 2008..... Jeff Baker (.435-4-7)
June 1-7, 2009..... Ian Stewart (.480-4-12)
June 8-14, 2009..... *Huston Street (1.93, five saves)
Aug. 31-Sept. 6, 2009..... Seth Smith (.542-4-10)
Sept. 14-20, 2009..... Troy Tulowitzki (.391-4-5)
April 12-18, 2010..... Ubaldo Jiménez (0.00, No-Hitter)
July 27-Aug. 1, 2010..... Carlos González (.533-4-7)
Aug. 23-29, 2010..... Carlos González (.545-4-11)
Sept. 6-12, 2010..... Troy Tulowitzki (.370-6-11)
Sept. 13-19, 2010..... Troy Tulowitzki (.346-6-17)
Aug. 22-28, 2011..... Carlos González (.481-3-10)
Sept. 10-16, 2012..... Chris Nelson (.560-1-5)
June 10-16, 2013..... Carlos González (.476-3-8)
Sept. 16-22, 2013..... Charlie Blackmon (.500-1-5)
Mar. 31-Apr. 6, 2014..... *Charlie Blackmon (.542-1-6)
Apr. 14-20, 2014..... Justin Morneau (.375-3-12)
Apr. 28-May 4, 2014..... Troy Tulowitzki (.619-2-8)
Aug. 11-17, 2014..... Corey Dickerson (.393-3-11)
Aug. 18-24, 2014..... Nolan Arenado (.545-2-3)
July 22-28, 2015..... Nolan Arenado (.391-7-14)
July 20-26, 2015..... *Carlos González (.476-5-11)
April 4-10, 2016..... Trevor Story (.333-7-12)
April 11-17, 2016..... *Nolan Arenado (.370-4-12)
June 20-26, 2016..... Charlie Blackmon (.424-5-9)
July 18-24, 2016..... Trevor Story (.478-6-12)
Aug. 8-14, 2016..... Charlie Blackmon (.563-7-9)
May 22-28, 2017..... Charlie Blackmon (.400-3-12)
June 17-23, 2017..... Nolan Arenado (.458-4-13)
June 18-24, 2018..... Nolan Arenado (.329-5-13)
July 8-15, 2018..... Trevor Story (.400-3-6)
Sept. 23-30, 2018..... David Dahl (.333-6-15)
May 20-26, 2019..... Nolan Arenado (.538-4-9)
May 27-June 2, 2019..... Trevor Story (.524-2-7)
June 10-16, 2019..... Charlie Blackmon (.568-6-15)
July 8-14, 2019..... Daniel Murphy (.667-2-5)
May 10-16, 2021..... Joshua Fuentes (.500-2-13)
Aug. 2-8, 2021..... C.J. Cron (.556-4-16)
* Co-Player of the Week



LARRY WALKER #33

2020 BASEBALL HALL OF FAME INDUCTEE

BORN DECEMBER 1, 1966 IN MAPLE RIDGE, BC, CANADA | BATS/THROWS: L/R



"With thanks and appreciation to the Baseball Writers Association of America, it is time to reveal the results of the 2020 election.

"Tonight we are pleased to announce the addition of two new members to the Baseball Hall of Fame fraternity. Our first electee was a five-tool player respected for his instincts in all phases of the game. Today, Larry Walker becomes the first position player and second Canadian-born member of the National Baseball Hall of Fame. Throughout a distinguished 17-year career, the pride of Maple Ridge, Canada, recorded a .313 batting average, .400 on-base mark and a .565 slugging percentage. Larry was a product of the talented Montreal Expos player development system. For a decade he excelled with the Colorado Rockies, receiving National League Most Valuable Player votes in six of his seasons in Denver. Larry finished with St. Louis, his veteran influence helping the Cardinals to a pair of postseason appearances and a World Series berth in 2004. One of the premier defensive right fielders of his time, Larry finished with 154 outfield assists and was a seven-time Gold Glove recipient. From 1997 through 2001, he recorded four seasons with a batting average of .350 or higher. The National League MVP in 1997, Larry also collected three batting titles, five All-Star selections and three Silver Slugger awards.

"Larry, we look forward to seeing you in Cooperstown."

- Tim Mead, President, National Baseball Hall of Fame and Museum, January 21, 2020

Larry Walker

Larry Walker became the first player in Rockies history to be elected to the National Baseball Hall of Fame after receiving 76.6 percent of the vote in his 10th and final year on the BBWAA ballot. He is the seventh player in the modern voting era (since 1966) to be elected in his final year of eligibility, and the third player over the past four years to be elected in his 10th and final year on the ballot, joining Tim Lincecum (2017) and Edgar Martinez (2019).

After receiving 54.6 percent of the vote in 2019, Walker's 22.0-percent jump to 76.6 percent was the largest year-to-year percentage increase to earn election to the Hall of Fame in the modern voting era.

Born on Dec. 1, 1966, in Maple Ridge, B.C., Canada, Walker played parts of 17 Major League seasons from 1989-2005, including parts of 10 seasons with the Rockies (1995-2004). In his career, he batted .313 (2,160-for-6,907) with 1,355 runs, 471 doubles, 62 triples, 383 home runs, 1,311 RBI, 230 stolen bases and 913 walks. As a Rockie, Walker batted .334 (1,361-for-4,076) with 297 doubles, 44 triples, 258 home runs, 848 RBI, 126 stolen bases and 584 walks. He ranks first in Rockies history in batting average, on-base percentage (.426) and slugging percentage (.618). He ranks second, behind Todd Helton, in runs, hits, doubles, home runs and RBI.

In 1997, Walker became the only player in Rockies history to win the National League Most Valuable Player Award, after leading the Major Leagues with a .720 slugging percentage, a 1.172 OPS and 409 total bases. His 49 home runs that season led the National League, and remain tied with Todd Helton's 2001 total for the most single-season home runs in Rockies franchise history.

Walker was named a National League All-Star five times (1992, 1997-99, 2001) and earned seven Gold Gloves in right field (1992-93, 1997-99, 2001-02), in addition to his three Silver Sluggers (1992, 1997, 1999). Additionally, he was a three-time NL Batting Champion (1998-99, 2001) as a member of the Rockies.

Prior to signing with Colorado before the 1995 season, Walker played parts of six seasons with the Montreal Expos (1989-94) and batted .281 (666-for-2,366) with 368 runs, 147 doubles, 16 triples, 99 home runs, 384 RBI across 674 games. After his 10 years with the Rockies, he concluded his Major League career with parts of two seasons for the St. Louis Cardinals (2004-05), where he batted .286 (133-for-465) with 95 runs, 27 doubles, two triples, 26 home runs, 79 RBI, six stolen bases and 65 walks across 144 games.

WALKER'S CAREER TIMELINE

- | | |
|---|--|
| <p>1985: Made his debut for the Short-Season Utica Blue Sox, after signing with Montreal as a non-drafted international free agent on Nov. 14, 1984.</p> <p>1986: Hit 33 home runs and recorded 90 RBI across 133 games for Single-A Burlington.</p> <p>1987: Named a Southern League Post-Season All-Star with Double-A Jacksonville.</p> <p>1988: Missed the entire season with a right knee injury sustained playing winter ball in Hermosillo, Mexico.</p> <p>1989: Made his Major League debut for the Expos on Aug. 16 vs. San Francisco, making the start in right field.</p> <p>1990: Finished seventh in NL Rookie of the Year voting in his first full Major League season.</p> <p>1991: Led the NL with a .338 batting average in the second half of the season.</p> <p>1992: Named an All-Star for the first time, earned his first career Rawlings Gold Glove and Louisville Silver Slugger.</p> <p>1993: Recorded his first 20/20 season after hitting 22 home runs and stealing 29 bases.</p> <p>1994: Batted .322 (127-for-395) and led the NL with 44 doubles over the strike-shortened season.</p> <p>1995: Signed with Colorado as a free agent on April 8, batting .306 (151-for-494) with a career-high 36 home runs and 101 RBI.</p> <p>1996: Colorado's Opening Day center fielder, splitting time between center (54 games) and right field (33 games) in what was his final season as a regular center fielder.</p> | <p>1997: Became the first Rockies player to win the NL Most Valuable Player Award, receiving 22 of 28 first-place votes.</p> <p>1998: Won his first career batting title after batting .363 (165-for-454), making him the first Canadian-born player to win a batting title in the modern era.</p> <p>1999: Led the Major Leagues with a career-high .379 batting average (166-for-438), becoming the fifth player since Ted Williams' .406 season in 1941 to bat .379 or better in a season.</p> <p>2000: Limited to 87 games after being placed on the disabled list twice.</p> <p>2001: Earned his third batting title in four seasons, after batting .350 (174-for-497) in his fourth career All-Star season.</p> <p>2002: Played his then franchise-record eighth season for the Rockies and eclipsed the 100-RBI plateau for the fifth time in his career.</p> <p>2003: Made his then franchise-record eighth Opening Day start for the Rockies and played 143 games for Colorado, his most since playing 153 in 1997.</p> <p>2004: Traded to St. Louis on Aug. 6 in exchange for three Minor League players (RHP Jason Burch, LHP Luis Martínez, LHP Chris Narveson).</p> <p>2005: Played 100 games for the Cardinals in his final Major League season, batting .289 with 66 runs, 20 doubles, one triple, 15 home runs, 52 RBI, 41 walks and two stolen bases.</p> |
|---|--|

ROCKIES ON WALKER

"I know I speak for the whole Rocky Mountain Region in congratulating Larry for his election into the Hall of Fame. Larry blessed our region for 10 seasons and we feel extremely fortunate to be a part of his incredible career. Congrats, Larry." - Rockies Owner/Chairman & CEO Dick Monfort

"Larry Walker was, hands down, the best athlete I ever played with. He could have been a Hall of Famer in any sport he played. I'm glad I had a chance to play with and learn from one of the best to ever play the game." - Former Rockies teammate Todd Helton

"Larry is a pioneer and a role model for all baseball players from Canada. He continues to give back to the sport by coaching the national teams. His induction is a very big deal for those of us around the game north of the border and is a great way to start off the new wave of talent that is on its way to the big leagues." - Former Rockies pitcher Jeff Francis

"It is a proud, proud day for Larry Walker and his family. And the entire Rockies organization couldn't be happier for him as well. Not only was Larry one of the most talented players to ever wear a Rockies jersey, he was one of the elite all-around players of his generation. With his true five-tool talent and remarkable athleticism, Larry often made the game look easy. Now he will rightly take his place in the Hall as one of the very best outfielders that baseball has ever had, which is a fitting cap on his great career." - Rockies General Manager Jeff Bridich

WALKER'S CAREER AWARDS

1997 National League MVP

National League All-Star - 1992, 1997, 1998, 1999, 2001

Gold Glove - 1992, 1993, 1997, 1998, 1999, 2001, 2002

Silver Slugger - 1992, 1997, 1999

Tip O'Neill Award - 1987, 1990, 1992, 1994, 1995, 1997, 1998, 2001, 2002

Given annually to a Canadian baseball player who is "judged to have excelled in individual achievement and team contribution while adhering to the highest ideals of the game of baseball."

WALKER'S CAREER RECORD

Year	Team	AVG	G	AB	R	H	2B	3B	HR	RBI	SAC	SF	HBP	BB	IBB	SO	SB	CS	GDP	OBP	SLG
1985	Utica	.223	62	215	24	48	8	2	2	26	2	1	5	18	4	57	12	6	0	.297	.307
1986	Burlington	.289	95	332	67	96	12	6	29	74	0	3	9	46	1	112	16	8	0	.387	.623
	West Palm Beach	.283	38	113	20	32	7	5	4	16	0	1	2	26	2	32	2	2	0	.423	.540
1987	Jacksonville	.287	128	474	91	136	25	7	26	83	0	3	9	67	5	120	24	3	0	.383	.534
1988	Did not play (injury)	---	---	---	---	---	---	---	---	---	---	---	---	---	---	---	---	---	---	---	---
1989	Indianapolis	.270	114	385	68	104	18	2	12	59	5	7	9	50	8	87	36	6	0	.361	.421
	MONTREAL	.170	20	47	4	8	0	0	0	4	3	0	1	5	0	13	1	1	0	.264	.170
1990	MONTREAL	.241	133	419	59	101	18	3	19	51	3	2	5	49	5	112	21	7	8	.326	.434
1991	MONTREAL	.290	137	487	59	141	30	2	16	64	1	4	5	42	2	102	14	9	7	.349	.458
1992	MONTREAL	.301	143	528	85	159	31	4	23	93	0	8	6	41	10	97	18	6	9	.353	.506
1993	MONTREAL	.265	138	490	85	130	24	5	22	86	0	6	6	80	20	76	29	7	8	.371	.469
1994	MONTREAL	.322	103	395	76	127	44	2	19	86	0	6	4	47	5	74	15	5	8	.394	.587
1995	COLORADO	.306	131	494	96	151	31	5	36	101	0	5	14	49	13	72	16	3	13	.381	.607
1996	Salem #	.500	2	8	3	4	3	0	1	1	0	0	0	0	0	1	0	0	1	.500	1.250
	Colorado Springs #	.364	3	11	2	4	0	0	2	8	0	1	0	1	0	4	0	0	0	.385	.909
	COLORADO	.276	83	272	58	75	18	4	18	58	0	3	9	20	2	58	18	2	7	.342	.570
1997	COLORADO	.366	153	568	143	208	46	4	49	130	0	4	14	78	14	90	33	8	15	.452	.720
1998	COLORADO	.363	130	454	113	165	46	3	23	67	0	2	4	64	2	61	14	4	11	.445	.630
1999	COLORADO	.379	127	438	108	166	26	4	37	115	0	6	12	57	8	52	11	4	12	.458	.710
2000	COLORADO	.309	87	314	64	97	21	7	9	51	0	3	9	46	4	40	5	5	12	.409	.506
2001	COLORADO	.350	142	497	107	174	35	3	38	123	0	8	14	82	6	103	14	5	9	.449	.662
2002	COLORADO	.338	136	477	95	161	40	4	26	104	0	4	7	65	6	73	6	5	8	.421	.602
2003	COLORADO	.284	143	454	86	129	25	7	16	79	0	1	11	98	14	87	7	4	9	.422	.476
2004	Tulsa #	.222	44	150	29	42	7	1	11	27	0	0	4	24	1	34	4	0	6	.393	.560
	COLORADO	.324	38	108	22	35	9	3	6	20	0	1	4	25	2	23	2	0	2	.464	.630
	ST. LOUIS	.280	44	150	29	42	7	1	11	27	0	0	4	24	1	34	4	0	6	.292	.560
2005	ST. LOUIS	.289	100	315	66	91	20	1	15	52	0	2	9	41	3	64	2	1	9	.384	.502
	Minor League Totals	.275	447	1547	278	426	73	22	77	269	7	16	36	210	20	414	90	25	7	.371	.500
	Major League Totals	.313	1988	6907	1355	2160	471	62	383	1311	7	65	138	913	117	1231	230	76	153	.400	.565

Minor League rehab

WALKER'S CAREER POSTSEASON RECORD

Year	Series	Team	Opp.	AVG	G	AB	R	H	2B	3B	HR	RBI	SAC	SF	HBP	BB	IBB	SO	SB	CS	GDP	OBP	SLG
1995	NLDS	COL	ATL	.214	4	14	3	3	0	0	1	3	0	0	1	3	1	4	1	0	1	.389	.429
2004	NLDS	STL	LAD	.333	4	15	6	5	1	0	2	3	0	0	1	2	0	5	1	0	0	.444	.800
	NLCS	STL	HOU	.241	7	29	6	7	1	1	2	5	0	0	0	3	0	8	0	0	0	.313	.552
	WS	STL	BOS	.357	4	14	2	5	0	2	2	3	1	0	0	2	0	2	0	0	0	.438	.929
2005	NLDS	STL	SD	.000	3	9	1	0	0	0	0	0	0	0	1	2	1	5	0	0	0	.250	.000
	NLCS	STL	HOU	.158	6	19	0	3	1	0	0	1	0	1	0	4	0	4	0	0	0	.292	.211
	Postseason Totals			.230	28	100	18	23	5	1	7	15	1	1	3	16	2	28	2	0	1	.350	.510

3

TEAMS



1989-94



1995-2004



2004-05



17

SEASONS

1997

NL MVP

3

BATTING TITLES

7

GOLD GLOVES



Larry Walker

383

HOME RUNS

230

STOLEN BASES

72.7

bWAR

5X ALL-STAR



Rockies All-Stars

1993 - Camden Yards (July 13)

Andres Galarraga, 1B

1994 - Three Rivers Stadium (July 12)

Dante Bichette, OF
Don Baylor, coach

1995 - The Ballpark in Arlington (July 11)

Dante Bichette, OF
*Vinny Castilla, 3B

1996 - Veterans Stadium (July 9)

**Dante Bichette, OF
Ellis Burks, OF
Eric Young, 2B

1997 - Jacobs Field (July 8)

Andres Galarraga, 1B
**Larry Walker, OF

1998 - Coors Field (July 7)

Dante Bichette, OF
Vinny Castilla, 3B
**Larry Walker, OF
Don Baylor, coach
Dave Cilladi, trainer

1999 - Fenway Park (July 13)

**Larry Walker, OF

2000 - Turner Field (July 11)

Jeff Cirillo, 3B
Todd Helton, 1B
Jeffrey Hammonds, OF

2001 - SAFECO Field (July 10)

Mike Hampton, LHP
**Todd Helton, 1B
*Larry Walker, OF/DH

2002 - Miller Park (July 9)

**Todd Helton, 1B

2003 - U.S. Cellular Field (July 15)

+Shawn Chacón, RHP
**Todd Helton, 1B
Preston Wilson, OF
Tom Probst, trainer

2004 - Minute Maid Park (July 13)

Todd Helton, 1B
Clint Hurdle, coach

2005 - Comerica Park (July 12)

Brian Fuentes, LHP

2006 - PNC Park (July 11)

Brian Fuentes, LHP
Matt Holliday, OF

2007 - AT&T Park (July 10)

+Brian Fuentes, LHP
Matt Holliday, OF

2008 - Yankee Stadium (July 15)

Aaron Cook, RHP
*Matt Holliday, OF
Clint Hurdle, manager
Bob Apodaca, Alan Cockrell,
Mike Gallego, Glenallen Hill,
Rick Mathews, Jamie Quirk,
Mark Strittmatter and Brad
Adress, coaches

2009 - Busch Stadium (July 15)

Brad Hawpe, RF
Jason Marquis, RHP

2010 - Angels Stadium (July 13)

*Ubaldo Jiménez, RHP
+Troy Tulowitzki, SS

2011 - Chase Field (July 12)

*Troy Tulowitzki, SS

2012 - Kauffman Stadium (July 10)

*Carlos González, OF (DH)

2013 - Citi Field (July 16)

**Carlos González, OF
**Troy Tulowitzki, SS
*Michael Cuddyer, OF (DH)

2014 - Target Field (July 15)

**Troy Tulowitzki, SS
Charlie Blackmon OF

2015 - Great American Ball Park (July 14)

Nolan Arenado, 3B
*DJ LeMahieu, 2B
Troy Tulowitzki, SS
Scott Gehret, trainer

2016 - PETCO Park (July 12)

Nolan Arenado, 3B
Carlos González, OF

2017 - Marlins Park (July 11)

**Nolan Arenado, 3B
**Charlie Blackmon, CF
DJ LeMahieu, 2B
Greg Holland, RHP

2018 - Nationals Park (July 17)

**Nolan Arenado, 3B
Charlie Blackmon, OF
Trevor Story, SS

2019 - Progressive Field (July 9)

**Nolan Arenado, 3B
Charlie Blackmon, OF
David Dahl, OF
Trevor Story, SS

2021 - Coors Field (July 13)

Germán Márquez, RHP

** voted starter by fans

* named starter by NL manager

+ injured, did not play

ALL-STAR STAT LINES

Player	Seasons	Avg.	AB	R	H	2B	3B	HR	RBI
Ellis Burks	1 (1996)	.500	2	0	1	0	1	0	0
Jeff Cirillo	1 (2000)	.000	1	0	0	0	0	0	0
Michael Cuddyer	1 (2013)	.000	1	0	0	0	0	0	0
David Dahl	1 (2019)	1,000	1	1	1	0	0	0	0
Jeffrey Hammonds	1 (2000)	.000	1	0	0	0	0	0	0
Brad Hawpe	1 (2009)	.000	2	0	0	0	0	0	0
Preston Wilson	1 (2003)	.500	2	0	1	0	0	0	0
Eric Young	1 (1996)	.000	1	0	0	0	0	0	0
Vinny Castilla	2 (1995, 1998)	.000	4	0	0	0	0	0	0
Andres Galarraga	2 (1993, 1997)	.000	4	0	0	0	0	0	0
DJ LeMahieu	2 (2015, 2017)	.000	2	0	0	0	0	0	0
Trevor Story	2 (2018-19)	.333	3	0	1	0	0	1	1
Carlos González	3 (2012-13, 2016)	.167	6	0	1	0	0	0	0
Matt Holliday	3 (2006-08)	.125	8	1	1	0	0	1	1
Dante Bichette	4 (1994-96, 1998)	.286	7	1	2	1	0	0	0
Charlie Blackmon	4 (2014, 2017-19)	.100	10	1	1	0	0	1	1
Larry Walker	4 (1997-99, 2001)	.000	6	1	0	0	0	0	0
Nolan Arenado	5 (2015-19)	.200	10	0	2	0	0	0	0
Todd Helton	5 (2000-04)	.222	9	2	2	0	0	1	3
Troy Tulowitzki	5 (2010-11, 2013-15)	.250	8	0	2	1	0	0	0
Pitcher	Seasons	W-L	ERA	IP	H	R	ER	BB	SO
Shawn Chacón	1 (2003)	0-0	0.00	INJURED-Did Not Pitch					
Aaron Cook	1 (2008)	0-0	0.00	3.0	4	0	0	3	1
Mike Hampton	1 (2001)	0-0	0.00	1.0	1	0	0	0	0
Greg Holland	1 (2017)	0-0	0.00	1.0	1	0	0	0	2
Ubaldo Jiménez	1 (2010)	0-0	0.00	2.0	2	0	0	1	1
Germán Márquez	1 (2021)	0-0	0.00	1.0	0	0	0	0	1
Brian Fuentes	3 (2005-07)	0-0	0.00	1.0	0	0	0	0	1

(Rockies Postseason History, continued)**2018 NL WILD CARD GAME STATS**

PLAYER	AVG	G	AB	R	H	TB	2B	3B	HR	RBI	SH	SF	HBP	BB	IBB	SO	SB	CS	GIDP	E	SLG	OBP
Arenado, N	.200	1	5	0	1	1	0	0	0	1	0	1	0	0	0	1	0	0	0	0	.200	.167
Blackmon, C	.333	1	3	1	1	1	0	0	0	0	0	0	0	1	0	0	0	0	0	0	.333	.500
Butera, D	.000	1	2	0	0	0	0	0	0	0	0	0	0	1	0	0	0	0	0	1	.000	.333
Dahl, D	.000	1	6	0	0	0	0	0	0	0	0	0	0	0	0	1	0	0	0	0	.000	.000
Desmond, I	.200	1	5	0	1	1	0	0	0	0	0	0	0	0	0	2	0	0	0	0	.200	.200
González, C	.500	1	2	p	1	1	0	0	0	0	0	0	0	0	0	0	0	0	0	0	.500	.500
Holliday, M	.333	1	3	0	1	2	1	0	0	0	0	0	0	0	0	2	0	0	0	0	.667	.333
Iannetta, C	.000	1	3	0	0	0	0	0	0	0	0	0	0	0	0	2	0	0	0	0	.000	.000
LeMahieu, D	.167	1	6	0	1	2	1	0	0	0	0	0	0	0	1	0	0	1	0	0	.333	.167
McMahon, R	.000	1	1	0	0	0	0	0	0	0	0	0	0	0	0	0	0	0	0	0	.000	.000
Parra, G	.500	1	2	0	1	1	0	0	0	0	0	0	0	1	0	0	0	0	0	0	.500	.667
Story, T	.500	1	6	1	3	4	1	0	0	0	0	0	0	0	1	0	0	0	0	0	.667	.500
Valaika, P	.000	1	1	0	0	0	0	0	0	0	0	0	0	0	1	0	0	0	0	0	.000	.000
Wolters, T	1.000	1	1	0	1	1	0	0	0	1	0	0	0	0	0	0	0	0	0	0	1.000	1.000
COLORADO	.229	1	48	2	11	14	3	0	0	2	0	1	0	3	0	13	0	0	1	1	.292	.269
OPPONENTS	.140	1	43	1	6	7	1	0	0	1	1	0	0	5	1	16	2	0	1	0	.163	.229

PITCHER	W-L	ERA	G	GS	CG	GF	SHO	SV	IP	H	R	ER	HR	HB	BB	IBB	SO	WP	BK	AVG
Davis, W	0-0	0.00	1	0	0	0	0	0	1.1	0	0	0	0	0	1	0	3	0	0	.000
Freeland, K	0-0	0.00	1	1	0	0	0	0	6.2	4	0	0	0	0	1	0	6	0	0	.174
Oberg, S	1-0	0.00	1	0	0	1	0	0	1.1	0	0	0	0	0	0	0	4	0	0	.000
Oh, S	0-0	0.00	1	0	0	0	0	0	1.2	0	0	0	0	0	2	1	1	0	0	.000
Ottavino, A	0-0	9.00	1	0	0	0	0	0	1.0	2	1	1	0	0	1	0	2	1	0	.400
Rusin, C	0-0	0.00	1	0	0	0	0	0	1.0	0	0	0	0	0	0	0	0	0	0	.000
COLORADO	1-0	0.69	1	1	0	1	0	0	13.0	6	1	1	0	0	5	1	16	1	0	.140
OPPONENTS	0-1	1.38	1	1	0	1	0	0	13.0	11	2	2	0	0	3	0	13	1	0	.229

2018 WILD CARD GAME ROSTER

Manager: Bud Black (10); **Coaches:** Stu Cole (39), Tony Diaz (43), Duane Espy (58), Steve Foster (36), Ron Gideon (53), Darren Holmes (40), Aaron Muñoz (77), Mike Redmond (11), Jeff Salazar (41)
Trainers: Keith Dugger and Scott Gehret

No.	Name	Pos.	No.	Name	Pos.
28	Arenado, Nolan	INF	51	McGee, Jake	LHP
19	Blackmon, Charlie	OF	24	McMahon, Ryan	INF
16	Butera, Drew	C	59	Musgrave, Harrison	LHP
26	Dahl, David	OF	45	Oberg, Scott	RHP
71	Davis, Wade	RHP	18	Oh, Seunghwan	RHP
20	Desmond, Ian	INF/OF	0	Ottavino, Adam	RHP
21	Freeland, Kyle	LHP	8	Parra, Gerardo	OF
5	González, Carlos	OF	52	Rusin, Chris	LHP
1	Hampson, Garrett	INF	49	Senzatela, Antonio	RHP
7	Holliday, Matt	OF	27	Story, Trevor	INF
22	Iannetta, Chris	C	4	Valaika, Pat	INF
63	Johnson, DJ	RHP	14	Wolters, Tony	C
9	LeMahieu, DJ	INF			

(Rockies Postseason History, continued)

Oct. 2, Wrigley Field COL 2, CHC 1

FINAL	1	2	3	4	5	6	7	8	9	10	11	12	13	R	H	E
COLORADO	1	0	0	0	0	0	0	0	0	0	0	0	1	2	11	1
CHICAGO-NL	0	0	0	0	0	0	0	1	0	0	0	0	0	1	6	0

Colorado	AB	R	H	BI	BB	K
Blackmon, CF	3	1	1	0	1	0
Davis, P	0	0	0	0	0	0
Valaika, PH	1	0	0	0	0	1
Oh, P	0	0	0	0	0	0
McMahon, 1B	1	0	0	0	0	0
LeMahieu, 2B	6	0	1	0	0	1
Arenado, 3B	5	0	1	1	0	1
Story, SS	6	1	3	0	0	1
Holliday, LF	3	0	1	0	0	2
Parra, LF	2	0	1	0	1	0
Desmond, 1B	5	0	1	0	0	2
Rusin, P	0	0	0	0	0	0
Volters, C	1	0	1	1	0	0
Dahl, RF-CF	6	0	0	0	0	1
Iannetta, C	3	0	0	0	0	2
Ottavino, P	0	0	0	0	0	0
González, RF	2	0	1	0	0	0
Freeland, P	2	0	0	0	0	2
Butera, C	2	0	0	0	1	0
Oberg, P	0	0	0	0	0	0
Totals	38	8	13	8	1	6

Chicago-NL	AB	R	H	BI	BB	K
Zobrist, RF-LF-2B	6	0	1	0	0	1
Bryant, LF-2B	6	0	1	0	0	3
Rizzo, 1B	4	0	1	0	0	0
Gore, PR-LF	2	1	0	0	0	2
Báez, J	5	0	2	0	1	2
Almora Jr., CF	5	0	2	0	0	2
Murphy, 2B-1B	4	0	0	0	1	1
Contreras, C	3	0	0	0	2	0
Bote, 3B	2	0	0	0	0	2
La Stella, PH	0	0	0	0	0	0
Rosario, P	0	0	0	0	0	0
Cishek	0	0	0	0	0	0
Strop	0	0	0	0	0	0
Schwarber, PH	1	0	0	0	0	1
Hamels, P	0	0	0	0	0	0
Caratini, PH	1	0	0	0	0	0
Wilson, P	0	0	0	0	0	0
Hendricks, P	0	0	0	0	0	0
De La Rosa, P	0	0	0	0	0	0
Lester, P	1	0	0	0	0	1
Happ, PH	0	0	0	0	1	0
Chávez, P	0	0	0	0	0	0
Heyward, PH-RF	3	0	0	0	0	1
Totals	38	8	13	8	1	6

Colorado	IP	H	R	ER	BB	SO	HR
Freeland	6.2	4	0	0	1	6	0
Ottavino	1.0	2	1	1	1	2	0
Davis	1.1	0	0	0	1	3	0
Oh	1.2	0	0	0	2	1	0
Rusin	1.0	0	0	0	0	0	0
Oberg (W, 1-0)	1.1	0	0	0	0	4	0
Totals	13.0	6	1	1	5	16	0

Chicago-NL	IP	H	R	ER	BB	SO	HR
Lester	6.0	4	1	1	1	9	0
Chávez	1.0	1	0	0	0	0	0
Rosario	0.1	0	0	0	1	0	0
Cishek	0.2	0	0	0	0	0	0
Strop	1.0	1	0	0	0	2	0
Hamels	2.0	2	0	0	1	1	0
Wilson	0.1	0	0	0	0	0	0
Hendricks (L, 0-1)	1.1	3	1	1	0	0	0
Totals	13.0	11	2	2	3	12	0

(Rockies Postseason History, continued)**2018 NL DIVISION SERIES STATS**

PLAYER	AVG	G	AB	R	H	TB	2B	3B	HR	RBI	SH	SF	HBP	BB	IBB	SO	SB	CS	GIDP	E	SLG	OBP
Arenado, N	.182	3	11	0	2	2	0	0	0	1	0	1	0	0	0	5	0	0	0	0	.182	.167
Blackmon, C	.083	3	12	0	1	1	0	0	0	1	0	0	0	0	0	1	0	0	0	0	.083	.083
Dahl, D	.000	2	5	0	0	0	0	0	0	0	0	0	0	0	0	2	0	0	0	0	.000	.000
Desmond, I	.083	3	12	0	1	1	0	0	0	0	0	0	0	0	0	3	1	0	0	0	.083	.083
González, C	.167	3	10	0	1	3	0	0	0	0	0	0	0	2	0	5	0	0	0	0	.300	.250
Hampson, G	.000	1	1	1	0	0	0	0	0	0	0	0	0	0	0	0	0	0	0	0	.000	.000
Holliday, M	.200	3	5	0	1	1	0	0	0	0	0	0	0	1	0	2	0	0	0	0	.200	.333
Iannetta, C	.000	3	6	0	0	0	0	0	0	0	0	0	0	0	0	1	0	0	0	0	.000	.000
LeMahieu, D	.222	3	9	0	2	3	1	0	0	0	0	0	0	3	0	2	0	1	0	0	.333	.417
McMahon, R	.000	3	2	0	0	0	0	0	0	0	0	0	0	1	0	1	0	1	0	0	.000	.333
Parra, G	.500	2	6	1	3	3	0	0	0	0	0	0	0	0	0	1	0	0	0	0	.500	.500
Story, T	.167	3	12	0	2	2	1	0	0	0	0	0	0	0	0	6	0	0	0	0	.250	.167
Wolters, T	.500	2	2	0	1	1	0	0	0	0	0	0	0	0	0	0	0	0	0	0	.500	.500
COLORADO	.146	3	96	2	14	18	2	1	0	2	0	1	0	8	0	30	1	2	0	0	.188	.210
OPPONENTS	.272	3	103	13	28	45	5	0	4	11	0	0	0	16	3	25	5	1	2	2	.437	.370

PITCHER	W-L	ERA	G	GS	CG	GF	SHO	SV	IP	H	R	ER	HR	HB	BB	IBB	SO	WP	BK	AVG
Anderson, T	0-1	1.50	1	1	0	0	0	0	6.0	4	1	1	0	0	2	0	5	0	0	.190
Davis, W	0-0	inf.	1	0	0	0	0	0	0.0	2	2	2	2	0	2	0	0	0	0	1.000
Johnson, D	0-0	0.00	1	0	0	0	0	0	0.2	1	0	0	0	0	0	0	2	0	0	.333
Márquez, G	0-1	3.60	1	1	0	0	0	0	5.0	7	2	2	1	0	1	0	5	0	0	.333
Musgrave, H	0-0	13.50	2	0	0	0	0	0	0.2	1	1	1	0	0	3	1	2	0	0	.333
Oberg, S	0-0	7.71	3	0	0	0	0	0	2.1	4	2	2	0	0	0	0	6	1	1	.364
Oh, S	0-0	13.50	2	0	0	0	0	0	1.1	3	2	2	0	0	2	1	1	0	0	.500
Ottavino, A	0-1	3.38	2	0	0	1	0	0	2.2	1	1	1	0	0	2	1	1	1	0	.111
Rusin, C	0-0	0.00	3	0	0	2	0	0	3.0	2	0	0	0	0	2	0	2	0	0	.200
Senzatela, A	0-0	3.60	3	1	0	0	0	0	5.0	3	2	2	1	0	2	0	1	2	0	.176
COLORADO	0-3	4.39	3	3	0	3	0	0	26.2	28	13	13	4	0	16	3	25	4	1	.272
OPPONENTS	3-0	0.64	3	3	0	3	0	1	28.0	14	2	2	0	0	8	0	30	0	0	.146

2018 NL DIVISION SERIES ROSTER

Manager: Bud Black (10); **Coaches:** Stu Cole (39), Tony Diaz (43), Duane Espy (58), Steve Foster (36), Ron Gideon (53), Darren Holmes (40), Aaron Muñoz (77), Mike Redmond (11), Jeff Salazar (41)
Trainers: Keith Dugger and Scott Gehret

No.	Name	Pos.	No.	Name	Pos.
44	Anderson, Tyler	LHP	9	LeMahieu, DJ	INF
28	Arenado, Nolan	INF	48	Márquez, Germán	RHP
35	Bettis, Chad	RHP	24	McMahon, Ryan	INF
19	Blackmon, Charlie	OF	59	Musgrave, Harrison	LHP
26	Dahl, David	OF	45	Oberg, Scott	RHP
71	Davis, Wade	RHP	18	Oh, Seunghwan	RHP
20	Desmond, Ian	INF/OF	0	Ottavino, Adam	RHP
21	Freeland, Kyle	LHP	8	Parra, Gerardo	OF
5	González, Carlos	OF	52	Rusin, Chris	LHP
1	Hampson, Garrett	INF	49	Senzatela, Antonio	RHP
7	Holliday, Matt	OF	27	Story, Trevor	INF
22	Iannetta, Chris	C	14	Wolters, Tony	C
63	Johnson, DJ	RHP			

(Rockies Postseason History, continued)

Game 1		Oct. 4, Miller Park										MIL 3, COL 2										0-1	
FINAL																							
COLORADO		0	0	0	0	0	0	0	0	2	0	R			2	H			4	E			0
MILWAUKEE		0	0	2	0	0	0	0	0	0	1	R			3	H			7	E			1
Colorado	AB	R	H	BI	BB	K	Milwaukee	AB	R	H	BI	BB	K	Colorado	IP	H	R	ER	BB	SO	HR		
Blackmon, CF	4	0	1	1	0	0	Cain, CF	4	1	0	0	1	1	Senzatela	5.0	3	2	2	2	2	1	1	
LeMahieu, 2B	3	0	0	0	1	1	Yelich, RF	3	2	2	2	2	0	Rusin	1.1	1	0	0	1	1	0		
Arenado, 3B	3	0	0	1	0	2	Braun, LF	5	0	2	0	0	2	Johnson	0.2	1	0	0	0	2	0		
Dahl, LF	4	0	0	0	0	2	Shaw, 2B-1B	3	0	0	0	2	1	Musgrave	0.2	1	0	0	2	2	0		
Ottavino, P	0	0	0	0	0	0	Aguiar, 1B	3	0	0	0	0	1	Oberg	0.1	0	0	0	0	0	0		
Story, SS	4	0	0	0	3		Hader, P	0	0	0	0	0	0	Ottavino (L, 0-1)	1.2	1	1	1	2	1	0		
González, RF	4	0	1	0	0	2	Broxton, PH	1	0	0	0	0	1	Totals	9.2	7	3	3	7	7	1		
Desmond, 1B	4	0	0	0	0	1	Jeffress, P	0	0	0	0	0	0	Milwaukee	IP	H	R	ER	BB	SO	HR		
Iannetta, C	2	0	0	0	0	0	Soria, P	0	0	0	0	0	0	Woodruff	3.0	0	0	0	1	3	0		
Parra, PH-LF	2	1	1	0	1	0	Granderson, PH	1	0	0	0	0	0	Burnes	2.0	1	0	0	0	3	0		
Senzatela, P	1	0	0	0	0	1	Moustakas, 3B	4	0	1	1	1	0	Knebel	1.2	0	0	0	1	1	0		
McMahon, PH	0	0	0	0	1	0	Piña, C	3	0	1	0	1	0	Hader	1.1	0	0	0	0	3	0		
Rusin, P	0	0	0	0	0	0	Arcia, SS	4	0	1	0	1	0	Jeffress	1.0	3	2	2	0	1	0		
Johnson, P	0	0	0	0	0	0	Woodruff, P	0	0	0	0	0	0	Soria (W, 1-0)	1.0	0	0	0	0	1	0		
Musgrave, P	0	0	0	0	0	0	Santana, PH	1	0	0	0	0	0	Totals	10.0	14	2	2	2	12	0		
Oberg, P	0	0	0	0	0	0	Burnes, P	0	0	0	0	0	0										
Holliday, PH	1	0	1	0	0	0	Schoop, PH	1	0	0	0	0	0										
Hampson, G	0	1	0	0	0	0	Knebel, P	0	0	0	0	0	0										
Wolters, C	0	0	0	0	0	0	Pérez, 2B	2	0	0	0	0	1										
Totals	32	2	4	2	2	12	Totals	35	3	7	3	7	7										

Game 2		Oct. 5, Miller Park										MIL 4, COL 0										0-2	
FINAL																							
COLORADO		0	0	0	0	0	0	0	0	0	0	R			0	H			6	E			0
MILWAUKEE		0	0	0	1	0	0	0	3	X	R			4	H			9	E			1	
Colorado	AB	R	H	BI	BB	K	Milwaukee	AB	R	H	BI	BB	K	Colorado	IP	H	R	ER	BB	SO	HR		
Blackmon, CF	4	0	0	0	0	0	Cain, CF	4	0	0	0	0	2	Anderson (L, 0-1)	6.0	4	1	1	2	5	0		
LeMahieu, 2B	3	0	1	0	1	0	Yelich, RF	2	1	0	0	2	0	Oberg	1.0	2	0	0	0	3	0		
Arenado, 3B	4	0	2	0	0	2	Braun, LF	4	1	1	1	0	1	Musgrave	0.0	0	1	1	1	0	0		
González, RF	3	0	0	0	1	1	Aguiar, 1B	3	0	0	0	1	1	Oh	0.1	2	2	2	1	1	0		
Musgrave, P	0	0	0	0	0	0	Arcia, PR-SS	0	1	0	0	0	0	Rusin	0.2	1	0	0	0	1	0		
Oh, P	0	0	0	0	0	0	Moustakas, 3B	4	1	2	1	0	0	Totals	9.2	7	3	3	7	7	1		
Rusin, P	0	0	0	0	0	0	Pérez, SS-2B	4	0	2	1	0	1	Milwaukee	IP	H	R	ER	BB	SO	HR		
Story, SS	4	0	0	0	2		Shaw, 2B-1B	3	0	2	0	1	1	Chacin (W, 1-0)	5.0	3	0	0	3	3	0		
Parra, LF	4	0	2	0	0	1	Kratz, C	4	0	2	2	0	1	Knebel	1.0	0	0	0	0	2	0		
Desmond, 1B	4	0	1	0	0	1	Chacin, P	1	0	0	0	0	0	Soria	0.2	1	0	0	0	2	0		
Iannetta, C	3	0	0	0	0	1	Santana, PH	1	0	0	0	0	1	Hader	0.1	0	0	0	0	0	0		
McMahon, PH	1	0	0	0	0	1	Knebel, P	0	0	0	0	0	0	Jeffress	2.0	2	0	0	0	3	0		
Anderson, P	1	0	0	0	1	0	Soria, P	0	0	0	0	0	0	Totals	10.0	14	2	2	2	12	0		
Holliday, PH	1	0	0	0	0	1	Hader, P	0	0	0	0	0	0										
Oberg, P	0	0	0	0	0	0	Schoop, PH	1	0	0	0	0	1										
Dahl, RF	1	0	0	0	0	0	Jeffress, P	1	0	0	0	0	0										
Totals	33	0	6	0	3	10	Totals	32	4	9	4	4	10										

Record Book

(Rockies Postseason History, continued)

Game 3		Oct. 7, Coors Field										MIL 6, COL 0					0-3	
FINAL																		
		1	2	3	4	5	6	7	8	9	R	H	E					
MILWAUKEE		1	0	0	1	0	2	0	0	2	6	12	0					
COLORADO		0	0	0	0	0	0	0	0	0	0	4	0					

Milwaukee	AB	R	H	BI	BB	K	Colorado	AB	R	H	BI	BB	K	Milwaukee	IP	H	R	ER	BB	SO	HR
Cain, CF	4	0	1	0	1	0	Blackmon, CF	4	0	0	0	0	1	Miley	4.2	3	0	0	1	2	0
Yelich, RF-LF	3	1	0	0	2	1	LeMahieu, 2B	3	0	1	0	1	1	Knebel	0.1	0	0	0	0	1	0
Braun, LF	4	0	2	0	0	1	Arenado, 3B	4	0	0	0	0	1	Soria	1.0	0	0	0	1	2	0
Burnes, P	0	0	0	0	0	0	Story, SS	4	0	2	0	0	1	Burnes (W, 1-0)	2.0	0	0	0	0	2	0
Santana, PH	0	0	0	0	1	0	Holliday, LF	3	0	0	0	1	1	Jeffress	0.1	1	0	0	1	0	0
Pérez, 2B	0	0	0	0	0	0	González, RF	3	0	0	0	1	2	Hader	0.2	0	0	0	0	1	0
Shaw, 2B-1B	5	0	2	1	0	0	Desmond, 1B	4	0	0	0	0	1	Totals	9.0	4	0	0	3	8	0
Aguilar, 1B	5	1	1	1	0	1	Walters, C	2	0	1	0	0	0	Colorado	IP	H	R	ER	BB	SO	HR
Jeffress	0	0	0	0	0	0	McMahon, PH	1	0	0	0	0	0	Márquez (L, 0-1)	5.0	7	2	2	1	5	1
Hader	0	0	0	0	0	0	Oh, P	0	0	0	0	0	0	Oberg	1.0	2	2	2	0	3	0
Moustakas, 3B	3	1	1	0	1	1	Davis, P	0	0	0	0	0	0	Ottavino	1.0	0	0	0	0	0	0
Kratz, C	4	1	3	0	0	0	Rusin, P	0	0	0	0	0	0	Oh	1.0	1	0	0	1	0	0
Arcia, SS	4	1	1	1	0	2	Márquez, P	1	0	0	0	0	0	Davis	0.0	2	2	2	2	0	2
Miley, P	2	0	0	0	0	2	Hampson, PH	1	0	0	0	0	0	Rusin	1.0	0	0	0	1	0	0
Knebel, P	0	0	0	0	0	0	Oberg, P	0	0	0	0	0	0	Totals	10.0	14	2	2	2	12	0
Granderson, PH	1	0	0	0	0	1	Ottavino, P	0	0	0	0	0	0								
Soria, P	0	0	0	0	0	0	lanetta, C	1	0	0	0	0	0								
Broxton, RF	1	1	1	1	0	1	Totals	31	0	4	0	3	8								
Totals	36	6	12	4	5	8															

(Rockies Postseason History, continued)

2017 NL WILD CARD GAME STATS

PLAYER	AVG	G	AB	R	H	TB	2B	3B	HR	RBI	SH	SF	HP	BB	IBB	SO	SB	CS	GIDP	E	SLG	OBP
Amarista, A	1.000	1	1	0	1	1	0	0	0	1	0	0	0	0	0	0	0	0	0	0	1.000	1.000
Arenado, N	.200	1	5	2	1	4	0	0	1	1	0	0	0	0	0	1	0	0	0	0	.800	.200
Blackmon, C	.000	1	4	0	0	0	0	0	1	1	0	0	0	0	0	1	0	0	0	0	.000	.000
Desmond, I	.500	1	2	1	1	1	0	0	0	0	0	0	0	0	0	1	0	0	0	0	.500	.500
González, C	.400	1	5	2	2	2	0	0	0	1	0	0	0	0	0	1	0	0	0	0	.400	.400
LeMahieu, D	.000	1	5	0	0	0	0	0	0	0	0	0	0	0	0	2	0	0	0	0	.000	.000
Lucroy, J	.667	1	3	2	2	4	2	0	0	1	0	0	0	1	0	0	0	0	0	0	1.333	.750
Parra, G	.500	1	4	1	2	2	0	0	0	1	0	0	0	0	0	0	0	0	0	0	.500	.500
Reynolds, M	.000	1	3	0	0	0	0	0	0	1	0	0	0	0	0	0	0	0	1	0	.000	.000
Story, T	.500	1	4	2	2	5	0	0	1	1	0	0	0	0	0	0	0	0	0	0	1.250	.500
Tapia, R	1.000	1	1	0	1	1	0	0	0	0	0	0	0	0	0	0	0	0	0	0	1.000	1.000
Valaika, P	1.000	1	1	0	1	2	1	0	0	0	0	0	0	0	0	0	0	0	0	0	2.000	1.000
COLORADO	.342	1	38	8	13	22	3	0	2	8	1	0	0	1	0	6	0	0	1	0	.597	.359
OPPONENTS	.415	1	41	11	17	32	1	4	2	11	0	0	0	4	2	11	0	0	0	0	.780	.467

PITCHER	W-L	ERA	G	GS	CG	GF	SHO	SV	IP	H	R	ER	HR	HB	BB	IBB	SO	WP	BK	AVG
Anderson, T	0-0	18.00	1	0	0	0	0	0	1.0	2	2	2	1	0	0	0	1	0	0	.400
Estévez	0-0	27.00	1	0	0	0	0	0	0.1	1	1	1	0	0	0	0	1	0	0	.500
Gray, J	0-1	27.00	1	1	0	0	0	0	1.1	7	4	4	1	0	0	0	2	0	0	.636
Holland, G	0-0	27.00	1	0	0	1	0	0	0.2	3	2	2	0	0	1	1	0	1	0	.600
McGee, J.	0-0	0.00	1	0	0	0	0	0	0.1	0	0	0	0	0	0	0	0	0	0	0.00
Neshek, P	0-0	13.50	1	0	0	0	0	0	1.1	2	2	2	0	0	1	0	2	0	0	.333
Oberg, S	0-0	0.00	1	0	0	0	0	0	0.2	0	0	0	0	0	0	0	2	0	0	.000
Rusin, C.	0-0	0.00	1	0	0	0	0	0	2.1	2	0	0	0	0	2	1	3	0	0	.222
COLORADO	0-1	12.38	1	1	0	1	0	0	8.0	17	11	11	2	0	4	2	11	1	0	.415
OPPONENTS	1-0	8.00	1	1	0	1	0	0	9.0	13	8	8	2	0	1	0	6	0	0	.342

Record Book

2017 WILD CARD GAME ROSTER

Manager: Bud Black (10); **Coaches:** Stu Cole (39), Tony Diaz (43), Duane Espy (58), Steve Foster (36), Ron Gideon (53), Darren Holmes (40), Aaron Muñoz (66), Mike Redmond (11), Jeff Salazar (41)
Trainers: Keith Dugger and Scott Gehret

No.	Name	Pos.	No.	Name	Pos.
2	Amarista, Alexi	INF	21	Lucroy, Jonathan	C
44	Anderson, Tyler	LHP	51	McGee, Jake	LHP
28	Arenado, Nolan	INF	37	Neshek, Pat	RHP
19	Blackmon, Charlie	OF	45	Oberg, Scott	RHP
20	Desmond, Ian	INF/OF	8	Parra, Gerardo	OF
38	Dunn, Mike	LHP	12	Reynolds, Mark	INF
54	Estévez, Carlos	RHP	52	Rusin, Chris	LHP
5	González, Carlos	OF	49	Senzatela, Antonio	RHP
55	Gray, Jon	RHP	27	Story, Trevor	INF
30	Hanigan, Ryan	C	7	Tapia, Raimel	OF
56	Holland, Greg	RHP	3	Tauchman, Mike	OF
9	LeMahieu, DJ	INF	4	Valaika, Pat	INF
			14	Wolters, Tony	C

FINAL	1	2	3	4	5	6	7	8	9	R	H	E
COLORADO	0	0	0	4	0	0	1	2	1	8	13	0
ARIZONA	3	1	2	0	0	0	2	3	X	11	17	0

Colorado	AB	R	H	BI	BB	K
Blackmon, CF	4	0	0	1	0	1
LeMahieu, 2B	5	0	0	0	0	2
González, RF	5	0	2	1	0	1
Arenado, 3B	5	2	1	1	0	1
Story, SS	4	2	2	1	0	0
Parra, LF	4	1	2	1	0	0
Reynolds, 1B	3	0	0	1	0	0
Neshek, P	0	0	0	0	0	0
McGee, P	0	0	0	0	0	0
Valaika, PH	1	0	1	0	0	0
Estévez, P	0	0	0	0	0	0
Holland, P	0	0	0	0	0	0
Lucroy, C	3	2	2	1	1	0
Gray, P	0	0	0	0	0	0
Oberg, P	0	0	0	0	0	0
Tapia, PH	1	0	1	0	0	0
Amarista, PH	1	0	1	1	0	0
Desmond, 1B	2	1	1	0	0	1
Totals	38	8	13	8	1	6

Arizona	AB	R	H	BI	BB	K
Peralta, LF	5	2	3	0	0	0
Marte, SS	5	1	3	1	0	2
Goldschmidt, 1B	5	1	2	3	0	1
Martínez, RF	4	1	0	0	1	2
Lamb, 3B	5	3	4	0	0	0
Pollock, CF	5	1	2	2	0	1
Descalso, 2B	3	2	1	2	2	2
Mathis, C	4	0	1	1	1	2
Greinke, P	2	0	0	0	0	0
Chafin, P	0	0	0	0	0	0
Ray, P	1	0	0	0	0	1
De La Rosa, P	0	0	0	0	0	0
Bradley, P	1	0	1	2	0	0
Drury, PH	1	0	0	0	0	0
Rodney, P	0	0	0	0	0	0
Totals	41	11	17	11	4	11

Colorado	IP	H	R	ER	BB	SO	HR
Gray (L, 0-1)	1.1	7	4	4	0	2	1
Oberg	0.2	0	0	0	0	2	0
Anderson	1.0	2	2	2	0	1	1
Rusin	2.1	2	0	0	2	3	0
Neshek	1.1	2	2	2	1	2	0
McGee	0.1	0	0	0	0	0	0
Estévez	0.1	1	1	1	0	1	0
Holland	0.2	3	2	2	1	0	0
Totals	8.0	17	11	11	4	11	2

Arizona	IP	H	R	ER	BB	SO	HR
Greinke	3.2	6	4	4	1	1	0
Chafin (W, 1-0)	0.1	0	0	0	0	0	0
Ray	2.1	2	1	1	0	3	0
De La Rosa	0.1	0	0	0	0	0	0
Bradley	1.1	3	2	2	0	0	2
Rodney	1.0	2	1	1	0	2	0
Totals	9.0	13	8	8	1	6	2



The Rockies line up for the anthem at the 2017 NL Wild Card Game in Phoenix, Ariz.

(Rockies Postseason History, continued)

2009 NL DIVISION SERIES STATS

PLAYER	AVG	G	AB	R	H	TB	2B	3B	HR	RBI	SH	SF	HP	BB	IBB	SO	SB	CS	DP	GI		E	SLG	OBP
																				DP	DP			
Atkins, G	.231	4	13	0	3	5	2	0	0	2	0	0	0	0	0	3	0	0	0	0	0	.385	.231	
Barnes, C	.000	4	14	0	0	0	0	0	0	0	1	0	0	0	0	2	0	0	0	1	.000	.000		
Beimel, J	-	3	0	0	0	0	0	0	0	0	0	0	0	0	0	0	0	0	0	0	-	-		
Belisle, M	.000	2	1	0	0	0	0	0	0	0	0	0	0	0	0	0	0	0	0	0	.000	.000		
Betancourt, R	-	3	0	0	0	0	0	0	0	0	0	0	0	0	0	0	0	0	0	0	-	-		
Contreras, J	-	2	0	0	0	0	0	0	0	0	0	0	0	0	0	0	0	0	0	0	-	-		
Cook, A	.500	1	2	1	1	1	0	0	0	0	0	0	0	0	1	0	0	0	0	0	.500	.500		
Daley, M	-	1	0	0	0	0	0	0	0	0	0	0	0	0	0	0	0	0	0	0	-	-		
Fowler, D	.214	4	14	1	3	3	0	0	2	1	2	0	1	0	3	0	0	1	0	.214	.235			
Giambi, J	.333	3	3	1	1	1	0	0	1	0	0	0	0	0	1	0	0	0	0	.333	.333			
González, C	.588	4	17	5	10	15	2	0	1	1	0	0	2	0	1	2	1	0	0	.882	.632			
Hammel, J	-	1	0	0	0	0	0	0	0	0	0	0	1	0	0	0	0	0	0	-	1.000			
Hawpe, B	.000	2	4	0	0	0	0	0	0	0	0	0	0	0	1	0	0	0	1	.000	.000			
Helton, T	.188	4	16	5	3	3	0	0	2	0	0	0	3	0	2	0	0	0	0	.188	.316			
Jiménez, U	.250	2	4	0	1	1	0	0	0	0	0	0	0	0	2	0	0	0	0	.250	.250			
Marquis, J	-	1	0	0	0	0	0	0	0	0	0	0	0	0	0	0	0	0	0	-	-			
Morales, F	-	4	0	0	0	0	0	0	0	0	0	0	0	0	0	0	0	0	0	-	-			
Smith, S	.200	3	5	0	1	1	0	0	0	0	0	0	0	1	1	1	0	0	0	.200	.333			
Spilborghs, R	.222	4	9	1	2	3	1	0	0	0	0	0	1	1	2	0	0	0	0	.333	.300			
Stewart, I	.000	2	1	0	0	0	0	0	0	0	0	0	1	0	1	0	0	0	0	.000	.500			
Street, H	-	3	0	0	0	0	0	0	0	0	0	0	0	0	0	0	0	0	0	-	-			
Torrealba, Y	.357	4	14	1	5	10	2	0	1	4	1	0	0	0	5	0	0	0	0	.714	.357			
Tulowitzki, T	.250	4	16	0	4	6	2	0	0	3	0	1	1	0	0	2	0	2	0	.375	.278			
Young, E	.000	2	1	0	0	0	0	0	0	0	0	0	0	0	0	0	0	0	0	.000	.000			
Totals	.254	4	134	15	34	49	9	0	2	15	3	3	1	10	2	27	2	1	3	2	.366	.304		

PITCHER	W-L	ERA	G	GS	CG	GF	SHO	SV	IP	H	R	ER	HR	HB	BB	IBB	SO	WP	BK	AVG
Belisle, M	0-0	0.00	2	0	0	0	0	0	2.0	0	0	0	0	0	1	0	2	0	0	.000
Betancourt, R	0-0	3.86	3	0	0	0	0	0	2.1	2	1	1	1	0	1	0	3	0	0	.222
Contreras, J	0-0	4.50	2	0	0	0	0	0	2.0	3	1	1	0	0	2	0	3	0	0	.375
Cook, A	1-0	5.40	1	1	0	0	0	0	5.0	7	3	3	0	0	2	0	4	0	0	.350
Daley, M	0-0	0.00	1	0	0	0	0	0	1.0	1	0	0	0	0	1	0	0	1	0	.333
Hammel, J	0-0	9.82	1	1	0	0	0	0	3.2	4	4	4	1	0	3	0	5	0	0	.286
Jiménez, U	0-1	5.25	2	2	0	0	0	0	12.0	15	7	7	2	0	3	1	11	0	0	.306
Marquis, J	0-0	0.00	1	0	0	1	0	0	1.0	1	0	0	0	0	0	0	0	0	0	.250
Morales, F	0-0	0.00	4	0	0	0	0	0	2.2	0	0	0	0	0	3	1	1	0	0	.000
Street, H	0-2	13.50	3	0	0	2	0	1	2.2	6	4	4	0	0	3	0	1	0	0	.500
Totals	1-3	5.75	4	4	0	4	0	1	36.0	51	27	23	7	1	12	2	27	0	0	.331

2009 NLDS ROSTER

Manager: Jim Tracy (4); **Coaches:** Bob Apodaca (36), Don Baylor (25), Rich Dauer (45), Glenallen Hill (30), Jim Wright (55); **Trainer:** Keith Dugger

No.	Name	Pos.	No.	Name	Pos.
27	Atkins, Garrett	INF	17	Helton, Todd	INF
12	Barnes, Clint	INF	20	Iannetta, Chris	C
97	Beimel, Joe	LHP	56	Morales, Franklin	LHP
63	Betancourt, Rafael	RHP	38	Jiménez, Ubaldo	RHP
34	Belisle, Matt	RHP	21	Marquis, Jason	RHP
54	Contreras, Jose	RHP	7	Smith, Seth	OF
28	Cook, Aaron	RHP	19	Spilborghs, Ryan	OF
31	Daley, Matt	RHP	9	Stewart, Ian	INF
24	Fowler, Dexter	OF	16	Street, Huston	RHP
23	Giambi, Jason	INF	2	Tulowitzki, Troy	INF
5	González, Carlos	OF	8	Torrealba, Yorvit	C
46	Hammel, Jason	RHP	4	Young Jr., Eric	INF
11	Hawpe, Brad	OF			



(Rockies Postseason History, continued)

2009 NLDS GAME-BY-GAME STATS

Game 1		Oct. 7, Citizens Bank Park										PHI 5, COL 1										0-1
FINAL																						
COLORADO 0 0 0 0 0 0 0 0 1 1 6 1																						
PHILADELPHIA 0 0 0 0 2 3 0 0 X 5 12 0																						
Colorado	AB	R	H	BI	BB	K	Philadelphia	AB	R	H	BI	BB	K	Colorado	IP	H	R	ER	BB	SO	HR	
Fowler, CF	4	0	0	0	0	0	Rollins, SS	4	0	1	0	0	1	Jiménez (L, 0-1)	5.0	9	5	5	1	4	0	
González, LF	4	1	2	0	0	0	Victorino, CF	4	0	1	0	0	0	Beimel	0.0	1	0	0	0	0	0	
Helton, 1B	4	0	0	0	0	0	Utley, 2B	4	1	1	0	0	2	Daley	1.0	1	0	0	1	0	0	
Tulowitzki, SS	4	0	2	1	0	0	Howard, 1B	4	1	2	1	0	1	Morales	1.0	0	0	0	0	0	0	
Atkins, 3B	4	0	1	0	0	2	Werth, RF	3	2	2	1	1	0	Marquis	1.0	1	0	0	0	0	0	
Torrealba, C	3	0	1	0	0	0	Ibanez, LF	4	1	2	2	0	0	Totals	9.0	12	5	5	2	4	0	
Hawpe, RF	3	0	0	0	0	1	Feliz, 3B	4	0	1	0	0	0	Philadelphia	IP	H	R	ER	BB	SO	HR	
Barnes, 2B	3	0	0	0	0	0	Ruiz, C	3	0	1	1	1	0	Lee (W, 1-0)	9.0	6	1	1	0	5	0	
Jiménez, P	2	0	0	0	0	2	Lee, P	2	0	1	0	0	0	Totals	9.0	6	1	1	0	5	0	
Beimel, P	0	0	0	0	0	0	Totals	32	5	12	5	2	4									
Daley, P	0	0	0	0	0	0																
Morales, P	0	0	0	0	0	0																
Spilborghs, PH	0	0	0	0	0	0																
Marquis, P	0	0	0	0	0	0																
Totals	32	1	6	1	0	5																

Game 2		Oct. 8, Citizens Bank Park										COL 5, PHI 4										1-1
FINAL																						
COLORADO 1 0 0 2 1 0 1 0 0 5 9 1																						
PHILADELPHIA 0 0 0 0 0 3 0 1 0 4 11 0																						
Colorado	AB	R	H	BI	BB	K	Philadelphia	AB	R	H	BI	BB	K	Colorado	IP	H	R	ER	BB	SO	HR	
González, LF	5	1	3	0	0	1	Rollins, SS	5	0	1	0	0	1	Cook (W, 1-0)	5.0	7	3	3	2	4	0	
Fowler, CF	2	0	0	2	0	2	Victorino, CF	5	1	3	0	0	0	Contreras	1.0	2	0	0	0	1	0	
Helton, 1B	5	1	1	1	0	1	Utley, 2B	4	1	1	0	0	1	Belisle	1.0	0	0	0	0	1	0	
Tulowitzki, SS	3	0	0	0	0	0	Howard, 1B	4	1	2	1	0	1	Betancourt	0.2	1	1	1	0	0	1	
Atkins, 3B	2	0	0	0	0	1	Werth, RF	4	1	1	1	0	1	Morales	0.1	0	0	0	0	0	0	
Stewart, PH-3B	1	0	0	0	1	1	Ibanez, LF	4	0	2	2	0	0	Street (S, 1)	1.0	1	0	0	1	0	0	
Torrealba, C	3	1	2	2	0	0	Feliz, 3B	3	0	1	0	0	1	Totals	9.0	10	4	4	3	6	1	
Spilborghs, RF	3	1	1	0	1	1	Happ, P	0	0	0	0	0	0	Philadelphia	IP	H	R	ER	BB	SO	HR	
Barnes, 2B	3	0	0	0	0	1	Eyre, P	0	0	0	0	0	0	Hamels (L, 0-1)	5.0	7	4	4	0	5	1	
Cook, P	2	1	1	0	0	1	Myers, P	0	0	0	0	0	0	Blanton	1.0	1	1	1	0	1	0	
Contreras, P	0	0	0	0	0	0	Bastardo, P	0	0	0	0	0	0	Happ	0.0	1	0	0	0	0	0	
Smith, PH	1	0	1	0	0	0	Madson, P	0	0	0	0	0	0	Eyre	1.0	0	0	0	0	1	0	
Belisle, P	0	0	0	0	0	0	Francisco, PH	1	0	0	0	0	1	Myers	0.2	0	0	0	2	0	0	
Giambi, PH	1	0	0	0	0	1	Ruiz, C	2	0	0	0	1	1	Bastardo	0.1	0	0	0	0	1	0	
Betancourt, P	0	0	0	0	0	0	Stairs, PH	0	0	0	0	1	0	Madson	1.0	0	0	0	0	2	0	
Morales, P	0	0	0	0	0	0	Lee, PR	0	0	0	0	0	0	Totals	9.0	9	5	5	2	10	1	
Street, P	0	0	0	0	0	0	Hamels, P	0	0	0	0	1	0									
Totals	31	5	9	5	2	10	Dobbs, PH	1	0	0	0	0	0									
							Blanton, P	0	0	0	0	0	0									
							Cairo, 3B	2	0	0	0	0	0									
							Totals	35	4	11	4	3	6									

(Rockies Postseason History, continued)

Game 3		Oct. 11, Coors Field										PHI 6, COL 5							1-2
FINAL																			
		1	2	3	4	5	6	7	8	9	R		H	E					
PHILADELPHIA		1	0	0	3	0	1	0	0	1	6	8	0						
COLORADO		2	0	1	1	0	0	1	0	0	5	10	0						

Philadelphia	AB	R	H	BI	BB	K	Colorado	AB	R	H	BI	BB	K	Philadelphia	IP	H	R	ER	BB	SO	HR
Rollins, SS	5	1	1	0	0	2	González, LF	4	3	3	1	1	0	Happ	3.0	5	3	3	2	4	0
Victorino, CF	3	1	0	0	1	1	Fowler, CF	4	0	2	0	0	1	Blanton	2.2	3	1	1	0	0	1
Utley, 2B	4	2	3	1	1	0	Giambi, PH	1	0	0	0	0	0	Eyre	0.1	2	1	1	0	0	0
Howard, 1B	4	0	1	2	0	1	Helton, 1B	3	2	1	1	2	1	Madson	1.0	0	0	0	0	2	0
Werth, RF	3	1	0	0	2	2	Young, PR	0	0	0	0	0	0	Durbin (W, 1-0)	1.0	0	0	0	0	0	0
Ibanez, LF	2	1	0	1	3	0	Tulowitzki, SS	4	0	1	1	0	0	Lidge (S, 1)	1.0	0	0	0	2	0	0
Lidge, P	0	0	0	0	0	0	Torrealba, C	4	0	0	0	0	3	Totals	9.0	10	5	5	2	4	1
Feliz, 3B	3	0	1	0	1	1	Atkins, 3B	4	0	2	2	0	0	Colorado	IP	H	R	ER	BB	SO	HR
Ruiz, C	4	0	2	2	0	1	Spilborghs, RF	4	0	1	0	0	1	Hammel	3.2	4	4	4	3	5	1
Happ, P	1	0	0	0	0	1	Street, P	0	0	0	0	0	0	Belisle	1.0	0	0	0	1	1	0
Dobbs, PH	1	0	0	0	0	0	Barnes, 2B	4	0	0	0	0	0	Beimel	0.1	0	0	0	0	0	0
Blanton, P	1	0	0	0	0	1	Hammel, P	0	0	0	1	0	0	Contreras	1.0	1	1	1	2	2	0
Eyre, P	0	0	0	0	0	0	Belisle, P	1	0	0	0	0	0	Morales	1.0	0	0	0	0	0	0
Madson, P	0	0	0	0	0	0	Beimel, P	0	0	0	0	0	0	Betancourt	1.0	1	0	0	1	3	0
Stairs, PH	1	0	0	0	0	1	Contreras, P	0	0	0	0	0	0	Street (L, 0-1)	1.0	2	1	1	1	0	0
Durbin, P	0	0	0	0	0	0	Smith, PH	1	0	0	0	0	0	Totals	9.0	8	6	6	8	11	1
Francisco, LF	0	0	0	0	0	0	Morales, P	0	0	0	0	0	0								
Totals	32	6	8	6	8	11	Betancourt, P	0	0	0	0	0	0								
							Hawpe, RF	1	0	0	0	0	0								
							Totals	35	5	10	5	4	6								

Game 4		Oct. 12, Coors Field										PHI 5, COL 4							1-3
FINAL																			
		1	2	3	4	5	6	7	8	9	R		H	E					
PHILADELPHIA		1	0	0	0	1	0	0	3	3	5	9	2						
COLORADO		0	0	0	0	1	0	3	0	0	4	9	0						

Philadelphia	AB	R	H	BI	BB	K	Colorado	AB	R	H	BI	BB	K	Philadelphia	IP	H	R	ER	BB	SO	HR
Rollins, SS	5	0	2	0	0	1	González, RF	4	0	2	0	1	0	Lee	7.1	5	3	1	3	5	0
Victorino, CF	5	2	2	1	0	0	Fowler, CF	4	1	1	0	1	0	Madson (W, 1-0)	0.2	2	1	1	1	0	0
Utley, 2B	2	1	1	0	3	0	Helton, 1B	4	2	1	0	1	0	Eyre	0.2	2	0	0	0	0	0
Howard, 1B	4	1	1	2	1	1	Tulowitzki, SS	5	0	1	1	0	2	Lidge (S, 2)	0.1	0	0	0	0	1	0
Werth, RF	4	1	2	2	1	1	Atkins, 3B	3	0	0	0	0	0	Totals	9.0	4	2	4	6	0	
Ibanez, LF	3	0	0	0	1	2	Giambi, PH	1	1	1	1	0	0	Colorado	IP	H	R	ER	BB	SO	HR
Madson, P	0	0	0	0	0	0	Street, P	0	0	0	0	0	0	Jiménez	7.0	6	2	2	2	7	2
Cairo, PH-LF	1	0	0	0	0	0	Beimel, P	0	0	0	0	0	0	Morales	0.1	0	0	0	3	1	0
Feliz, 3B	4	0	0	0	0	1	Torrealba, C	4	0	2	2	0	2	Betancourt	0.2	0	0	0	0	0	0
Ruiz, C	4	0	1	0	0	0	Smith, LF	3	0	0	0	1	1	Street (L, 0-2)	0.2	3	3	3	1	1	0
Lee, P	3	0	0	0	0	2	Barnes, 2B	4	0	0	0	0	1	Beimel	0.1	0	0	0	0	0	0
Francisco, LF	0	0	0	0	0	0	Jiménez, P	2	0	1	0	0	0	Totals	9.0	9	5	5	6	9	2
Dobbs, PH	1	0	0	0	0	1	Spilborghs, PH	1	0	0	0	0	0								
Eyre, P	0	0	0	0	0	0	Morales, P	0	0	0	0	0	0								
Lidge, P	0	0	0	0	0	0	Betancourt, P	0	0	0	0	0	0								
Totals	36	5	9	5	6	9	Stewart, 3B	0	0	0	0	0	0								
							Young, PH	1	0	0	0	0	0								
							Totals	36	4	9	4	4	6								

Record Book

(Rockies Postseason History, continued)

2007: 21 WINS IN 22 GAMES

The 2007 season was a historical one for the Colorado Rockies, as the team won its first National League Championship and advanced to the World Series for the first time in franchise history.

The Rockies captivated fans throughout baseball with an unprecedented run at the end of the season, winning 14 of their final 15 regular season games (including a one-game play-off for the Wild Card), sweeping the National League Division Series vs. the Phillies and the Championship Series vs. the Diamondbacks. All told, the club won 21 of 22 games heading into the 2007 World Series before being swept in four games by the Boston Red Sox.

Resiliency might be the best word to describe the 2007 Colorado Rockies. The club overcame an 18-27 start to the season, a 1-9 road trip at the end of June and the loss of three starting pitchers. The Rockies went from last place in the National League West to posting the league's best record after May 22 with a mark of 72-46 (.610), including a franchise-record 20 victories in September. The team finished at 17 games above .500, easily a franchise-best for any point in any season. The club's 90 wins matched Arizona for the most victories of any National League team in '07. 2007 became the first 90-win season in Rockies franchise history.

The sensational 21-of-22 run began on Sept. 16. Entering that day's game, the Rockies found themselves four-and-a-half games behind Wild Card leader San Diego, and they trailed both Philadelphia and Los Angeles by 3.0 games each. Colorado was also in the midst of a three-game losing streak, but the Rockies avoided a sweep, hitting four home runs (one of which was Todd Helton's 300th career home run) and collecting 20 hits to defeat the Marlins 13-0.

Following an off day, the Rockies hosted the Dodgers for four games, beginning with a doubleheader on Sept. 18. Colorado won game one by a 3-1 count as Jeff Francis struck out a career-best 10 batters, the most by a Rockies pitcher since 2003. In the nightcap, Helton hit one of the most memorable home runs in franchise history: a 418-foot two-run walk-off home run off Takashi Saito to give the Rockies a 9-8 victory and completing the doubleheader sweep. The win pushed Colorado to seven games above .500 for just the second time in '07. The Rockies defeated the Dodgers 6-5 in the third game of the set, as Brad Hawpe hit a two-run home run in the eighth inning, and the following day, Matt Holliday highlighted a six-run second inning with his 11th home run in 12 games in the Rockies' 9-4 win.

The club then traveled to Southern California for a six-game trip against San Diego and Los Angeles. In the first game of a three-game series with the Padres, the Rockies led 1-0 entering the ninth inning, but that lead vanished as Manny Corpas allowed a solo home run to Adrian González to lead off the frame. However, Brad Hawpe's home run in the 14th inning gave the Rockies a 2-1 victory, securing the club's first winning season since 2000. The Rockies went on to sweep San Diego, highlighted by a franchise-best 17th win of the season for starter Jeff Francis. The sweep notched the Rockies' 84th win of the year, setting the single-season team record.

The Rockies then traveled up the coast to play the Dodgers in three night games. In the opener, on Sept. 25, Troy Tulowitzki homered in the sixth inning to drive in the tying and go-ahead runs while Helton recorded a pair of run-scoring singles to give the Rockies their ninth consecutive victory, tying a franchise record. The following night, Josh Fogg held the Dodgers scoreless, allowing just five hits over 6.2 innings and the Rockies scored two runs in the third inning in their 2-0 shutout victory against Los Angeles. In the final road game of the season, Colorado extended its winning streak to 11 games with a 10-4 win in L.A. on Sept. 27. The club had reeled off a perfect 6-0 road trip, the first unbeaten, multi-city trip in franchise history.

Now it came down to the final weekend of the regular

season as Colorado hosted first-place Arizona for three games at Coors Field. The Rockies and NL East co-leaders Philadelphia and New York all sat 1.0 game behind NL Wild Card leader San Diego (Colorado also trailed Arizona by 2.0 games in the division).

In front of 48,190 fans, the Rockies' 11-game winning streak was quickly snapped by Arizona as staff ace Brandon Webb held the Rockies to just two runs in seven innings and dealt the Rockies' and Jeff Francis a 4-2 Rockies loss. The Rockies now had to win its two remaining games and hope for the Padres to lose against the Brewers in their last two games to have a shot at the postseason by guaranteeing a tiebreaker game between the clubs to be held at Coors Field.

With their playoff hopes hanging in the balance, the Rockies' resiliency came into play. First, on Sept. 29, Tulowitzki hit his first career grand slam, Holliday drove in two runs with a double, and Garrett Atkins plated two runs as the Rockies defeated the D-backs 11-1. Meanwhile, in Milwaukee, the Padres were one strike away from a victory that would have ended Colorado's season, but closer Trevor Hoffman allowed a game-tying triple to Tony Gwynn Jr., and the Padres fell to the Brewers in extra innings. Colorado's playoff hopes were still alive. The Rockies headed into the final day of the season needing a win and a Padres loss to force a tie in the NL Wild Card standings.

On the season's final day, the Rockies scored three times against NL West Champion Arizona in the eighth inning, snapping a 1-1 tie, just as the Padres' final score was posted on the Coors Field out-of-town scoreboard to the roaring applause of 46,375 Rockies fans. Ahead 4-1 going into the ninth inning, the Rockies' Corpas entered the game with a chance to close out the victory and extend the Rockies' season. Corpas gave up a couple hits, a Conor Jackson sacrifice fly and a two-out RBI single from Alberto Callaspo, before fielding Stephen Drew's infield grounder and firing it to first, where Todd Helton caught it and erupted in jubilation.

The Rockies had won 13 of their last 14 games to force the Wild Card tiebreaker on Oct. 1: Rockies vs. Padres at Coors Field. It marked the seventh one-game playoff in Major League history.

In the tiebreaker, Colorado took its first lead of the game in the sixth inning, battling back from a 5-3 deficit heading into the third inning. With the Rockies leading 6-5 with two outs in the eighth inning, Holliday's miscue in left field allowed the Padres to score the tying run, pushing the game into extra innings. It stayed knotted at six until San Diego broke the tie with a Scott Hairston two-run home run off Jorge Julio in the 13th inning. With an 8-6 lead, the Padres called on Trevor Hoffman to try and seal a victory for San Diego.

Backs against the wall and their season on the line, Kazuo Matsui led off the bottom half of the frame with a double and immediately scored on Tulowitzki's two-bagger to bring the Rockies within a run. Holliday followed with a first-pitch triple, scoring Tulowitzki to tie the game at eight. The Padres chose to intentionally walk Helton in order to face Jamey Carroll with Holliday and the winning run on third. Carroll hit the first pitch he saw from Hoffman to right field, where Giles caught the ball and threw home to try and cut down Holliday. Holliday tagged from third and, diving head first into home plate, narrowly beat Giles' throw to win the game, 9-8 in 13 innings.

The Rockies were going to the postseason in dramatic fashion, and for just the second time in franchise history.

The Rockies would go on to sweep the Philadelphia Phillies in the NL Division Series in three games, and then sweep the Arizona Diamondbacks in the NLCS in four games, capping the 21-of-22 run and becoming National League Champions. Despite losing the World Series title to the Boston Red Sox, this 2007 Rockies season was certainly a magical run for the ages.

(Rockies Postseason History, continued)

2007 NL DIVISION SERIES STATS

PLAYER	AVG	G	AB	R	H	TB	2B	3B	HR	RBI	SH	SF	HP	BB	IBB	SO	SB	CS	GIDP	E	SLG	OBP
Atkins,G	.231	3	13	3	3	5	2	0	0	1	0	0	0	0	0	1	0	0	0	0	.385	.231
Baker,J	1.000	1	1	0	1	1	0	0	0	1	0	0	0	0	0	0	0	0	0	0	1.000	1.000
Carroll,J	.000	1	0	0	0	0	0	0	0	0	0	0	0	0	0	0	0	0	0	0	.000	.000
Hawpe,B	.273	3	11	1	3	3	0	0	0	0	0	0	0	2	0	5	0	0	0	0	.273	.385
Helton,T	.083	3	12	1	1	3	0	1	0	0	0	0	0	1	0	2	0	0	0	0	.250	.154
Holliday,M	.231	3	13	2	3	9	0	0	2	3	0	0	0	0	0	3	0	0	0	0	.692	.231
Iannetta,C	.000	0	0	0	0	0	0	0	0	0	0	0	0	0	0	0	0	0	0	0	.000	.000
Matsui,K	.417	3	12	2	5	13	1	2	1	6	0	0	0	2	1	2	0	0	0	0	1.083	.500
Smith,S	.500	2	2	1	1	1	0	0	0	0	0	0	0	0	0	0	0	0	0	0	.500	.500
Spilborghs,R	.250	3	8	2	2	2	0	0	0	0	0	0	0	3	0	3	0	0	0	0	.250	.455
Sullivan,C	.500	3	2	0	1	1	0	0	0	0	0	0	0	0	0	0	0	0	0	0	.500	.500
Torrealba,Y	.500	3	10	3	5	6	1	0	0	3	0	0	0	2	1	0	0	0	1	1	.600	.583
Tulowitzki,T	.167	3	12	1	2	6	1	0	1	2	0	0	0	1	0	5	0	1	0	0	.500	.231
Fogg,J	.000	1	1	0	0	0	0	0	0	0	0	0	0	0	0	0	0	0	0	0	.000	.000
Francis,J	.000	1	2	0	0	0	0	0	0	0	1	0	0	0	0	0	0	0	0	0	.000	.000
Jiménez,U	.000	1	1	0	0	0	0	0	0	0	1	0	0	0	0	0	0	0	0	0	.000	.000
Morales,F	.000	1	1	0	0	0	0	0	0	0	0	0	0	0	0	1	0	0	0	0	.000	.000
COLORADO	.267	3	101	16	27	50	5	3	4	16	2	0	0	11	2	22	0	1	1	1	.495	.339
OPPONENTS	.172	3	93	8	16	34	1	1	5	8	0	0	1	12	0	26	3	0	3	0	.366	.274

PITCHER	W-L	ERA	G	GS	CG	GF	SHO	SV	IP	H	R	ER	HR	HB	BB	IBB	SO	WP	BK	AVG
Affeldt,J	0-0	9.00	1	0	0	0	0	0	1.0	1	1	1	1	0	0	0	2	0	0	.250
Buchholz,T	0-0	---	0	0	0	0	0	0	0.0	0	0	0	0	0	0	0	0	0	0	.000
Corpas,M	0-0	0.00	3	0	0	3	0	3	3.1	2	0	0	0	0	0	0	3	0	0	.167
Fogg,J	1-0	0.00	1	0	0	0	0	0	2.0	1	0	0	0	0	0	0	1	0	0	.143
Francis,J	1-0	3.00	1	1	0	0	0	0	6.0	4	2	2	2	0	2	0	8	0	0	.190
Fuentes,B	1-0	0.00	3	0	0	0	0	0	2.1	1	0	0	0	0	3	0	4	1	0	.125
Hawkins,L	0-0	0.00	1	0	0	0	0	0	1.0	0	0	0	0	0	1	0	0	0	0	.000
Herges,M	0-0	0.00	1	0	0	0	0	0	0.2	0	0	0	0	0	0	0	0	0	0	.000
Jiménez,U	0-0	1.42	1	1	0	0	0	0	6.1	3	1	1	1	0	4	0	5	0	0	.143
Morales,F	0-0	9.00	1	1	0	0	0	0	3.0	3	3	3	1	1	2	0	3	0	0	.273
Redman,M	0-0	---	0	0	0	0	0	0	0.0	0	0	0	0	0	0	0	0	0	0	.000
Speier,R	0-0	0.00	1	0	0	0	0	0	1.1	1	1	0	0	0	0	0	0	0	0	.200
COLORADO	3-0	2.33	3	3	0	3	0	3	27.0	16	8	7	5	1	12	0	26	1	0	.172
OPPONENTS	0-3	5.54	3	3	0	3	0	0	26.0	27	16	16	4	0	11	2	22	0	0	.267

Record Book

2007 NLDS ROSTER

Manager: Clint Hurdle (13); **Coaches:** Bob Apodaca (36), Alan Cockrell (58), Mike Gallego (2), Glenallen Hill (30), Rick Mathews (53), Jamie Quirk (9)
Trainers: Keith Dugger and Scott Gehret

No.	Name	Pos.
41	Affeldt, Jeremy	LHP
27	Atkins, Garrett	INF
10	Baker, Jeff	INF
35	#Buchholz, Taylor	RHP
1	Carroll, Jamey	INF
28	**Cook, Aaron	RHP
60	Corpas, Manny	RHP
37	Fogg, Josh	RHP
26	Francis, Jeff	LHP
40	Fuentes, Brian	LHP
32	Hawkins, LaTroy	RHP
11	Hawpe, Brad	OF
17	Helton, Todd	INF
49	Herges, Matt	RHP

No.	Name	Pos.
5	Holliday, Matt	OF
20	Iannetta, Chris	C
38	Jiménez, Ubaldo	RHP
7	Matsui, Kazuo	INF
56	Morales, Franklin	LHP
55	*Redman, Mark	LHP
12	Smith, Seth	OF
23	Speier, Ryan	RHP
19	Spilborghs, Ryan	OF
18	Sullivan, Cory	OF
3	^Taveras, Willy	OF
8	Torrealba, Yorvit	C
2	Tulowitzki, Troy	INF



* DS roster only ^ LCS, WS roster only
 # DS, LCS roster only ** WS roster only

(Rockies Postseason History, continued)

2007 NLDS GAME-BY-GAME STATS

Game 1		Oct. 3, Citizens Bank Park										COL 4, PHI 2						1-0																																																																																																																																																																																																																																																																																																																																																																																																									
FINAL																																																																																																																																																																																																																																																																																																																																																																																																																											
COLORADO																																																																																																																																																																																																																																																																																																																																																																																																																											
PHILADELPHIA																																																																																																																																																																																																																																																																																																																																																																																																																											
<table border="0" style="width: 100%; border-collapse: collapse;"> <tr> <td style="width: 15%;">Colorado</td> <td>AB</td><td>R</td><td>H</td><td>BI</td><td>BB</td><td>K</td> <td style="width: 15%;">Philadelphia</td> <td>AB</td><td>R</td><td>H</td><td>BI</td><td>BB</td><td>K</td> <td style="width: 15%;">Colorado</td> <td>IP</td><td>H</td><td>R</td><td>ER</td><td>BB</td><td>SO</td><td>HR</td> </tr> <tr> <td>Matsui, 2B</td><td>4</td><td>0</td><td>0</td><td>0</td><td>1</td><td>2</td> <td>Rollins, SS</td><td>3</td><td>0</td><td>0</td><td>0</td><td>1</td><td>1</td> <td>Francis (VV, 1-0)</td><td>6.0</td><td>4</td><td>2</td><td>2</td><td>2</td><td>8</td><td>2</td> </tr> <tr> <td>Tulowitzki, SS</td><td>3</td><td>0</td><td>0</td><td>1</td><td>1</td><td>2</td> <td>Victorino, RF</td><td>4</td><td>0</td><td>0</td><td>0</td><td>0</td><td>1</td> <td>Hawkins</td><td>1.0</td><td>0</td><td>0</td><td>0</td><td>1</td><td>0</td><td>0</td> </tr> <tr> <td>Holliday, LF</td><td>4</td><td>1</td><td>1</td><td>1</td><td>0</td><td>1</td> <td>Utley, 2B</td><td>4</td><td>0</td><td>0</td><td>0</td><td>0</td><td>4</td> <td>Fuentes</td><td>1.0</td><td>0</td><td>0</td><td>0</td><td>1</td><td>1</td><td>0</td> </tr> <tr> <td>Helton, 1B</td><td>4</td><td>1</td><td>1</td><td>0</td><td>0</td><td>1</td> <td>Howard, 1B</td><td>4</td><td>0</td><td>0</td><td>0</td><td>0</td><td>3</td> <td>Corpas (S, 1)</td><td>1.0</td><td>0</td><td>0</td><td>0</td><td>0</td><td>1</td><td>0</td> </tr> <tr> <td>Atkins, 3B</td><td>4</td><td>1</td><td>1</td><td>1</td><td>0</td><td>1</td> <td>Rowand, CF</td><td>4</td><td>1</td><td>1</td><td>1</td><td>0</td><td>0</td> <td>Totals</td><td>9.0</td><td>4</td><td>2</td><td>2</td><td>4</td><td>10</td><td>2</td> </tr> <tr> <td>Hawpe, RF</td><td>4</td><td>0</td><td>0</td><td>0</td><td>0</td><td>3</td> <td>Burrell, LF</td><td>3</td><td>1</td><td>1</td><td>1</td><td>1</td><td>0</td> <td>Philadelphia</td><td>IP</td><td>H</td><td>R</td><td>ER</td><td>BB</td><td>SO</td><td>HR</td> </tr> <tr> <td>Spilborghs, CF</td><td>2</td><td>1</td><td>0</td><td>0</td><td>2</td><td>2</td> <td>Helms, 3B</td><td>2</td><td>0</td><td>0</td><td>0</td><td>0</td><td>0</td> <td>Hamels (L, 0-1)</td><td>6.2</td><td>3</td><td>3</td><td>3</td><td>4</td><td>7</td><td>0</td> </tr> <tr> <td>Corpas, P</td><td>0</td><td>0</td><td>0</td><td>0</td><td>0</td><td>0</td> <td>Dobbs, PH</td><td>0</td><td>0</td><td>0</td><td>0</td><td>1</td><td>0</td> <td>Gordon</td><td>0.2</td><td>1</td><td>1</td><td>1</td><td>0</td><td>2</td><td>1</td> </tr> <tr> <td>Torrealba, C</td><td>4</td><td>0</td><td>2</td><td>1</td><td>0</td><td>0</td> <td>Bourn, PR</td><td>0</td><td>0</td><td>0</td><td>0</td><td>0</td><td>0</td> <td>Romero</td><td>0.2</td><td>0</td><td>0</td><td>0</td><td>0</td><td>0</td><td>0</td> </tr> <tr> <td>Francis, P</td><td>2</td><td>0</td><td>0</td><td>0</td><td>0</td><td>0</td> <td>Nunez, 3B</td><td>0</td><td>0</td><td>0</td><td>0</td><td>0</td><td>0</td> <td>Myers</td><td>1.0</td><td>2</td><td>0</td><td>0</td><td>0</td><td>3</td><td>0</td> </tr> <tr> <td>Hawkins, P</td><td>0</td><td>0</td><td>0</td><td>0</td><td>0</td><td>0</td> <td>Ruiz, C</td><td>3</td><td>0</td><td>1</td><td>0</td><td>0</td><td>1</td> <td>Totals</td><td>8.1</td><td>6</td><td>4</td><td>4</td><td>4</td><td>12</td><td>1</td> </tr> <tr> <td>Fuentes, P</td><td>0</td><td>0</td><td>0</td><td>0</td><td>0</td><td>0</td> <td>Hamles, P</td><td>2</td><td>0</td><td>1</td><td>0</td><td>0</td><td>0</td> <td></td><td></td><td></td><td></td><td></td><td></td><td></td><td></td> </tr> <tr> <td>Sullivan, PH-CF</td><td>1</td><td>0</td><td>1</td><td>0</td><td>0</td><td>0</td> <td>Gordon, P</td><td>0</td><td>0</td><td>0</td><td>0</td><td>0</td><td>0</td> <td></td><td></td><td></td><td></td><td></td><td></td><td></td><td></td> </tr> <tr> <td>Totals</td><td>32</td><td>4</td><td>6</td><td>4</td><td>4</td><td>12</td> <td>Romero, P</td><td>0</td><td>0</td><td>0</td><td>0</td><td>0</td><td>0</td> <td></td><td></td><td></td><td></td><td></td><td></td><td></td><td></td> </tr> <tr> <td></td><td></td><td></td><td></td><td></td><td></td><td></td> <td>Iguchi, PH</td><td>0</td><td>0</td><td>0</td><td>0</td><td>1</td><td>0</td> <td></td><td></td><td></td><td></td><td></td><td></td><td></td><td></td> </tr> <tr> <td></td><td></td><td></td><td></td><td></td><td></td><td></td> <td>Myers, P</td><td>0</td><td>0</td><td>0</td><td>0</td><td>0</td><td>0</td> <td></td><td></td><td></td><td></td><td></td><td></td><td></td><td></td> </tr> <tr> <td></td><td></td><td></td><td></td><td></td><td></td><td></td> <td>Totals</td><td>29</td><td>2</td><td>4</td><td>2</td><td>4</td><td>10</td> <td></td><td></td><td></td><td></td><td></td><td></td><td></td><td></td> </tr> </table>																Colorado	AB	R	H	BI	BB	K	Philadelphia	AB	R	H	BI	BB	K	Colorado	IP	H	R	ER	BB	SO	HR	Matsui, 2B	4	0	0	0	1	2	Rollins, SS	3	0	0	0	1	1	Francis (VV, 1-0)	6.0	4	2	2	2	8	2	Tulowitzki, SS	3	0	0	1	1	2	Victorino, RF	4	0	0	0	0	1	Hawkins	1.0	0	0	0	1	0	0	Holliday, LF	4	1	1	1	0	1	Utley, 2B	4	0	0	0	0	4	Fuentes	1.0	0	0	0	1	1	0	Helton, 1B	4	1	1	0	0	1	Howard, 1B	4	0	0	0	0	3	Corpas (S, 1)	1.0	0	0	0	0	1	0	Atkins, 3B	4	1	1	1	0	1	Rowand, CF	4	1	1	1	0	0	Totals	9.0	4	2	2	4	10	2	Hawpe, RF	4	0	0	0	0	3	Burrell, LF	3	1	1	1	1	0	Philadelphia	IP	H	R	ER	BB	SO	HR	Spilborghs, CF	2	1	0	0	2	2	Helms, 3B	2	0	0	0	0	0	Hamels (L, 0-1)	6.2	3	3	3	4	7	0	Corpas, P	0	0	0	0	0	0	Dobbs, PH	0	0	0	0	1	0	Gordon	0.2	1	1	1	0	2	1	Torrealba, C	4	0	2	1	0	0	Bourn, PR	0	0	0	0	0	0	Romero	0.2	0	0	0	0	0	0	Francis, P	2	0	0	0	0	0	Nunez, 3B	0	0	0	0	0	0	Myers	1.0	2	0	0	0	3	0	Hawkins, P	0	0	0	0	0	0	Ruiz, C	3	0	1	0	0	1	Totals	8.1	6	4	4	4	12	1	Fuentes, P	0	0	0	0	0	0	Hamles, P	2	0	1	0	0	0									Sullivan, PH-CF	1	0	1	0	0	0	Gordon, P	0	0	0	0	0	0									Totals	32	4	6	4	4	12	Romero, P	0	0	0	0	0	0																Iguchi, PH	0	0	0	0	1	0																Myers, P	0	0	0	0	0	0																Totals	29	2	4	2	4	10								
Colorado	AB	R	H	BI	BB	K	Philadelphia	AB	R	H	BI	BB	K	Colorado	IP	H	R	ER	BB	SO	HR																																																																																																																																																																																																																																																																																																																																																																																																						
Matsui, 2B	4	0	0	0	1	2	Rollins, SS	3	0	0	0	1	1	Francis (VV, 1-0)	6.0	4	2	2	2	8	2																																																																																																																																																																																																																																																																																																																																																																																																						
Tulowitzki, SS	3	0	0	1	1	2	Victorino, RF	4	0	0	0	0	1	Hawkins	1.0	0	0	0	1	0	0																																																																																																																																																																																																																																																																																																																																																																																																						
Holliday, LF	4	1	1	1	0	1	Utley, 2B	4	0	0	0	0	4	Fuentes	1.0	0	0	0	1	1	0																																																																																																																																																																																																																																																																																																																																																																																																						
Helton, 1B	4	1	1	0	0	1	Howard, 1B	4	0	0	0	0	3	Corpas (S, 1)	1.0	0	0	0	0	1	0																																																																																																																																																																																																																																																																																																																																																																																																						
Atkins, 3B	4	1	1	1	0	1	Rowand, CF	4	1	1	1	0	0	Totals	9.0	4	2	2	4	10	2																																																																																																																																																																																																																																																																																																																																																																																																						
Hawpe, RF	4	0	0	0	0	3	Burrell, LF	3	1	1	1	1	0	Philadelphia	IP	H	R	ER	BB	SO	HR																																																																																																																																																																																																																																																																																																																																																																																																						
Spilborghs, CF	2	1	0	0	2	2	Helms, 3B	2	0	0	0	0	0	Hamels (L, 0-1)	6.2	3	3	3	4	7	0																																																																																																																																																																																																																																																																																																																																																																																																						
Corpas, P	0	0	0	0	0	0	Dobbs, PH	0	0	0	0	1	0	Gordon	0.2	1	1	1	0	2	1																																																																																																																																																																																																																																																																																																																																																																																																						
Torrealba, C	4	0	2	1	0	0	Bourn, PR	0	0	0	0	0	0	Romero	0.2	0	0	0	0	0	0																																																																																																																																																																																																																																																																																																																																																																																																						
Francis, P	2	0	0	0	0	0	Nunez, 3B	0	0	0	0	0	0	Myers	1.0	2	0	0	0	3	0																																																																																																																																																																																																																																																																																																																																																																																																						
Hawkins, P	0	0	0	0	0	0	Ruiz, C	3	0	1	0	0	1	Totals	8.1	6	4	4	4	12	1																																																																																																																																																																																																																																																																																																																																																																																																						
Fuentes, P	0	0	0	0	0	0	Hamles, P	2	0	1	0	0	0																																																																																																																																																																																																																																																																																																																																																																																																														
Sullivan, PH-CF	1	0	1	0	0	0	Gordon, P	0	0	0	0	0	0																																																																																																																																																																																																																																																																																																																																																																																																														
Totals	32	4	6	4	4	12	Romero, P	0	0	0	0	0	0																																																																																																																																																																																																																																																																																																																																																																																																														
							Iguchi, PH	0	0	0	0	1	0																																																																																																																																																																																																																																																																																																																																																																																																														
							Myers, P	0	0	0	0	0	0																																																																																																																																																																																																																																																																																																																																																																																																														
							Totals	29	2	4	2	4	10																																																																																																																																																																																																																																																																																																																																																																																																														

Game 2		Oct. 4, Citizens Bank Park										COL 10, PHI 5						2-0																																																																																																																																																																																																																																																																																																																																																																																																																																																																																																																							
FINAL																																																																																																																																																																																																																																																																																																																																																																																																																																																																																																																																									
COLORADO																																																																																																																																																																																																																																																																																																																																																																																																																																																																																																																																									
PHILADELPHIA																																																																																																																																																																																																																																																																																																																																																																																																																																																																																																																																									
<table border="0" style="width: 100%; border-collapse: collapse;"> <tr> <td style="width: 15%;">Colorado</td> <td>AB</td><td>R</td><td>H</td><td>BI</td><td>BB</td><td>K</td> <td style="width: 15%;">Philadelphia</td> <td>AB</td><td>R</td><td>H</td><td>BI</td><td>BB</td><td>K</td> <td style="width: 15%;">Colorado</td> <td>IP</td><td>H</td><td>R</td><td>ER</td><td>BB</td><td>SO</td><td>HR</td> </tr> <tr> <td>Matsui, 2B</td><td>5</td><td>2</td><td>3</td><td>5</td><td>0</td><td>0</td> <td>Rollins, SS</td><td>5</td><td>1</td><td>2</td><td>4</td><td>0</td><td>0</td> <td>Morales</td><td>3.0</td><td>3</td><td>3</td><td>3</td><td>2</td><td>3</td><td>1</td> </tr> <tr> <td>Corpas, P</td><td>0</td><td>0</td><td>0</td><td>0</td><td>0</td><td>0</td> <td>Utley, 2B</td><td>5</td><td>0</td><td>2</td><td>0</td><td>0</td><td>1</td> <td>Fogg (VV, 1-0)</td><td>2.0</td><td>1</td><td>0</td><td>0</td><td>0</td><td>1</td><td>0</td> </tr> <tr> <td>Tulowitzki, SS</td><td>5</td><td>1</td><td>2</td><td>1</td><td>0</td><td>2</td> <td>Burrell, LF</td><td>4</td><td>0</td><td>1</td><td>0</td><td>1</td><td>1</td> <td>Affeldt</td><td>1.0</td><td>1</td><td>1</td><td>1</td><td>0</td><td>2</td><td>1</td> </tr> <tr> <td>Holliday, LF</td><td>5</td><td>1</td><td>2</td><td>2</td><td>0</td><td>1</td> <td>Howard, 1B</td><td>4</td><td>1</td><td>2</td><td>1</td><td>0</td><td>2</td> <td>Speier</td><td>1.1</td><td>1</td><td>1</td><td>0</td><td>0</td><td>0</td><td>0</td> </tr> <tr> <td>Helton, 1B</td><td>5</td><td>0</td><td>0</td><td>0</td><td>0</td><td>1</td> <td>Rowand, CF</td><td>4</td><td>0</td><td>0</td><td>0</td><td>0</td><td>2</td> <td>Fuentes</td><td>0.1</td><td>1</td><td>0</td><td>0</td><td>2</td><td>1</td><td>0</td> </tr> <tr> <td>Atkins, 3B</td><td>5</td><td>1</td><td>1</td><td>0</td><td>0</td><td>0</td> <td>Werth, RF</td><td>3</td><td>0</td><td>0</td><td>0</td><td>1</td><td>1</td> <td>Corpas (S, 2)</td><td>1.1</td><td>2</td><td>0</td><td>0</td><td>0</td><td>1</td><td>0</td> </tr> <tr> <td>Hawpe, RF</td><td>3</td><td>1</td><td>1</td><td>0</td><td>2</td><td>1</td> <td>Helms, 3B</td><td>0</td><td>1</td><td>0</td><td>0</td><td>1</td><td>0</td> <td>Totals</td><td>8.0</td><td>9</td><td>5</td><td>4</td><td>4</td><td>8</td><td>2</td> </tr> <tr> <td>Spilborghs, CF</td><td>3</td><td>1</td><td>1</td><td>0</td><td>1</td><td>0</td> <td>Dobbs, PH-3B</td><td>2</td><td>0</td><td>0</td><td>0</td><td>0</td><td>1</td> <td>Philadelphia</td><td>IP</td><td>H</td><td>R</td><td>ER</td><td>BB</td><td>SO</td><td>HR</td> </tr> <tr> <td>Speier, P</td><td>0</td><td>0</td><td>0</td><td>0</td><td>0</td><td>0</td> <td>Iguchi, PH</td><td>0</td><td>0</td><td>0</td><td>0</td><td>1</td><td>0</td> <td>Kendrick (L, 0-1)</td><td>3.2</td><td>5</td><td>5</td><td>5</td><td>2</td><td>2</td><td>2</td> </tr> <tr> <td>Fuentes, P</td><td>0</td><td>0</td><td>0</td><td>0</td><td>0</td><td>0</td> <td>Nunez, 3B</td><td>0</td><td>0</td><td>0</td><td>0</td><td>0</td><td>0</td> <td>Lohse</td><td>1.1</td><td>1</td><td>1</td><td>1</td><td>0</td><td>1</td><td>1</td> </tr> <tr> <td>Carroll, 2B</td><td>0</td><td>0</td><td>0</td><td>0</td><td>0</td><td>0</td> <td>Ruiz, C</td><td>4</td><td>1</td><td>1</td><td>0</td><td>0</td><td>0</td> <td>Mesa</td><td>0.1</td><td>1</td><td>3</td><td>3</td><td>2</td><td>0</td><td>0</td> </tr> <tr> <td>Torrealba, C</td><td>3</td><td>2</td><td>1</td><td>2</td><td>1</td><td>0</td> <td>Ruiz, C</td><td>4</td><td>1</td><td>1</td><td>0</td><td>0</td><td>0</td> <td>Condrey</td><td>1.2</td><td>4</td><td>1</td><td>1</td><td>0</td><td>2</td><td>0</td> </tr> <tr> <td>Morales, P</td><td>1</td><td>0</td><td>0</td><td>0</td><td>0</td><td>1</td> <td>Kendrick, P</td><td>1</td><td>0</td><td>0</td><td>0</td><td>0</td><td>0</td> <td>Alfonseca</td><td>1.0</td><td>1</td><td>0</td><td>0</td><td>0</td><td>0</td><td>0</td> </tr> <tr> <td>Smith, PH</td><td>1</td><td>1</td><td>1</td><td>0</td><td>0</td><td>0</td> <td>Lohse, P</td><td>0</td><td>0</td><td>0</td><td>0</td><td>0</td><td>0</td> <td>Romero</td><td>1.0</td><td>0</td><td>0</td><td>0</td><td>0</td><td>1</td><td>0</td> </tr> <tr> <td>Fogg, P</td><td>1</td><td>0</td><td>0</td><td>0</td><td>0</td><td>0</td> <td>Bourn, PH</td><td>1</td><td>0</td><td>0</td><td>0</td><td>0</td><td>0</td> <td>Totals</td><td>9.0</td><td>12</td><td>10</td><td>10</td><td>4</td><td>6</td><td>3</td> </tr> <tr> <td>Affeldt, P</td><td>0</td><td>0</td><td>0</td><td>0</td><td>0</td><td>0</td> <td>Mesa, P</td><td>0</td><td>0</td><td>0</td><td>0</td><td>0</td><td>0</td> <td></td><td></td><td></td><td></td><td></td><td></td><td></td><td></td> </tr> <tr> <td>Sullivan, CF</td><td>1</td><td>0</td><td>0</td><td>0</td><td>0</td><td>0</td> <td>Condrey, P</td><td>0</td><td>0</td><td>0</td><td>0</td><td>0</td><td>0</td> <td></td><td></td><td></td><td></td><td></td><td></td><td></td><td></td> </tr> <tr> <td>Totals</td><td>38</td><td>10</td><td>12</td><td>10</td><td>4</td><td>6</td> <td>Victorino, PH</td><td>1</td><td>1</td><td>1</td><td>0</td><td>0</td><td>0</td> <td></td><td></td><td></td><td></td><td></td><td></td><td></td><td></td> </tr> <tr> <td></td><td></td><td></td><td></td><td></td><td></td><td></td> <td>Alfonseca, P</td><td>0</td><td>0</td><td>0</td><td>0</td><td>0</td><td>0</td> <td></td><td></td><td></td><td></td><td></td><td></td><td></td><td></td> </tr> <tr> <td></td><td></td><td></td><td></td><td></td><td></td><td></td> <td>Romero, P</td><td>0</td><td>0</td><td>0</td><td>0</td><td>0</td><td>0</td> <td></td><td></td><td></td><td></td><td></td><td></td><td></td><td></td> </tr> <tr> <td></td><td></td><td></td><td></td><td></td><td></td><td></td> <td>Coste, PH</td><td>1</td><td>0</td><td>0</td><td>0</td><td>0</td><td>0</td> <td></td><td></td><td></td><td></td><td></td><td></td><td></td><td></td> </tr> <tr> <td></td><td></td><td></td><td></td><td></td><td></td><td></td> <td>Totals</td><td>35</td><td>5</td><td>9</td><td>5</td><td>4</td><td>8</td> <td></td><td></td><td></td><td></td><td></td><td></td><td></td><td></td> </tr> </table>																Colorado	AB	R	H	BI	BB	K	Philadelphia	AB	R	H	BI	BB	K	Colorado	IP	H	R	ER	BB	SO	HR	Matsui, 2B	5	2	3	5	0	0	Rollins, SS	5	1	2	4	0	0	Morales	3.0	3	3	3	2	3	1	Corpas, P	0	0	0	0	0	0	Utley, 2B	5	0	2	0	0	1	Fogg (VV, 1-0)	2.0	1	0	0	0	1	0	Tulowitzki, SS	5	1	2	1	0	2	Burrell, LF	4	0	1	0	1	1	Affeldt	1.0	1	1	1	0	2	1	Holliday, LF	5	1	2	2	0	1	Howard, 1B	4	1	2	1	0	2	Speier	1.1	1	1	0	0	0	0	Helton, 1B	5	0	0	0	0	1	Rowand, CF	4	0	0	0	0	2	Fuentes	0.1	1	0	0	2	1	0	Atkins, 3B	5	1	1	0	0	0	Werth, RF	3	0	0	0	1	1	Corpas (S, 2)	1.1	2	0	0	0	1	0	Hawpe, RF	3	1	1	0	2	1	Helms, 3B	0	1	0	0	1	0	Totals	8.0	9	5	4	4	8	2	Spilborghs, CF	3	1	1	0	1	0	Dobbs, PH-3B	2	0	0	0	0	1	Philadelphia	IP	H	R	ER	BB	SO	HR	Speier, P	0	0	0	0	0	0	Iguchi, PH	0	0	0	0	1	0	Kendrick (L, 0-1)	3.2	5	5	5	2	2	2	Fuentes, P	0	0	0	0	0	0	Nunez, 3B	0	0	0	0	0	0	Lohse	1.1	1	1	1	0	1	1	Carroll, 2B	0	0	0	0	0	0	Ruiz, C	4	1	1	0	0	0	Mesa	0.1	1	3	3	2	0	0	Torrealba, C	3	2	1	2	1	0	Ruiz, C	4	1	1	0	0	0	Condrey	1.2	4	1	1	0	2	0	Morales, P	1	0	0	0	0	1	Kendrick, P	1	0	0	0	0	0	Alfonseca	1.0	1	0	0	0	0	0	Smith, PH	1	1	1	0	0	0	Lohse, P	0	0	0	0	0	0	Romero	1.0	0	0	0	0	1	0	Fogg, P	1	0	0	0	0	0	Bourn, PH	1	0	0	0	0	0	Totals	9.0	12	10	10	4	6	3	Affeldt, P	0	0	0	0	0	0	Mesa, P	0	0	0	0	0	0									Sullivan, CF	1	0	0	0	0	0	Condrey, P	0	0	0	0	0	0									Totals	38	10	12	10	4	6	Victorino, PH	1	1	1	0	0	0																Alfonseca, P	0	0	0	0	0	0																Romero, P	0	0	0	0	0	0																Coste, PH	1	0	0	0	0	0																Totals	35	5	9	5	4	8								
Colorado	AB	R	H	BI	BB	K	Philadelphia	AB	R	H	BI	BB	K	Colorado	IP	H	R	ER	BB	SO	HR																																																																																																																																																																																																																																																																																																																																																																																																																																																																																																																				
Matsui, 2B	5	2	3	5	0	0	Rollins, SS	5	1	2	4	0	0	Morales	3.0	3	3	3	2	3	1																																																																																																																																																																																																																																																																																																																																																																																																																																																																																																																				
Corpas, P	0	0	0	0	0	0	Utley, 2B	5	0	2	0	0	1	Fogg (VV, 1-0)	2.0	1	0	0	0	1	0																																																																																																																																																																																																																																																																																																																																																																																																																																																																																																																				
Tulowitzki, SS	5	1	2	1	0	2	Burrell, LF	4	0	1	0	1	1	Affeldt	1.0	1	1	1	0	2	1																																																																																																																																																																																																																																																																																																																																																																																																																																																																																																																				
Holliday, LF	5	1	2	2	0	1	Howard, 1B	4	1	2	1	0	2	Speier	1.1	1	1	0	0	0	0																																																																																																																																																																																																																																																																																																																																																																																																																																																																																																																				
Helton, 1B	5	0	0	0	0	1	Rowand, CF	4	0	0	0	0	2	Fuentes	0.1	1	0	0	2	1	0																																																																																																																																																																																																																																																																																																																																																																																																																																																																																																																				
Atkins, 3B	5	1	1	0	0	0	Werth, RF	3	0	0	0	1	1	Corpas (S, 2)	1.1	2	0	0	0	1	0																																																																																																																																																																																																																																																																																																																																																																																																																																																																																																																				
Hawpe, RF	3	1	1	0	2	1	Helms, 3B	0	1	0	0	1	0	Totals	8.0	9	5	4	4	8	2																																																																																																																																																																																																																																																																																																																																																																																																																																																																																																																				
Spilborghs, CF	3	1	1	0	1	0	Dobbs, PH-3B	2	0	0	0	0	1	Philadelphia	IP	H	R	ER	BB	SO	HR																																																																																																																																																																																																																																																																																																																																																																																																																																																																																																																				
Speier, P	0	0	0	0	0	0	Iguchi, PH	0	0	0	0	1	0	Kendrick (L, 0-1)	3.2	5	5	5	2	2	2																																																																																																																																																																																																																																																																																																																																																																																																																																																																																																																				
Fuentes, P	0	0	0	0	0	0	Nunez, 3B	0	0	0	0	0	0	Lohse	1.1	1	1	1	0	1	1																																																																																																																																																																																																																																																																																																																																																																																																																																																																																																																				
Carroll, 2B	0	0	0	0	0	0	Ruiz, C	4	1	1	0	0	0	Mesa	0.1	1	3	3	2	0	0																																																																																																																																																																																																																																																																																																																																																																																																																																																																																																																				
Torrealba, C	3	2	1	2	1	0	Ruiz, C	4	1	1	0	0	0	Condrey	1.2	4	1	1	0	2	0																																																																																																																																																																																																																																																																																																																																																																																																																																																																																																																				
Morales, P	1	0	0	0	0	1	Kendrick, P	1	0	0	0	0	0	Alfonseca	1.0	1	0	0	0	0	0																																																																																																																																																																																																																																																																																																																																																																																																																																																																																																																				
Smith, PH	1	1	1	0	0	0	Lohse, P	0	0	0	0	0	0	Romero	1.0	0	0	0	0	1	0																																																																																																																																																																																																																																																																																																																																																																																																																																																																																																																				
Fogg, P	1	0	0	0	0	0	Bourn, PH	1	0	0	0	0	0	Totals	9.0	12	10	10	4	6	3																																																																																																																																																																																																																																																																																																																																																																																																																																																																																																																				
Affeldt, P	0	0	0	0	0	0	Mesa, P	0	0	0	0	0	0																																																																																																																																																																																																																																																																																																																																																																																																																																																																																																																												
Sullivan, CF	1	0	0	0	0	0	Condrey, P	0	0	0	0	0	0																																																																																																																																																																																																																																																																																																																																																																																																																																																																																																																												
Totals	38	10	12	10	4	6	Victorino, PH	1	1	1	0	0	0																																																																																																																																																																																																																																																																																																																																																																																																																																																																																																																												
							Alfonseca, P	0	0	0	0	0	0																																																																																																																																																																																																																																																																																																																																																																																																																																																																																																																												
							Romero, P	0	0	0	0	0	0																																																																																																																																																																																																																																																																																																																																																																																																																																																																																																																												
							Coste, PH	1	0	0	0	0	0																																																																																																																																																																																																																																																																																																																																																																																																																																																																																																																												
							Totals	35	5	9	5	4	8																																																																																																																																																																																																																																																																																																																																																																																																																																																																																																																												

(Rockies Postseason History, continued)

Game 3		Oct. 6, Coors Field		COL 2, PHI 1		3-0																																									
<table border="1"> <thead> <tr> <th>FINAL</th> <th>1</th> <th>2</th> <th>3</th> <th>4</th> <th>5</th> <th>6</th> <th>7</th> <th>8</th> <th>9</th> <th>R</th> <th>H</th> <th>E</th> </tr> </thead> <tbody> <tr> <td>PHILADELPHIA</td> <td>0</td> <td>0</td> <td>0</td> <td>0</td> <td>0</td> <td>0</td> <td>0</td> <td>1</td> <td>0</td> <td>0</td> <td>1</td> <td>3</td> <td>0</td> </tr> <tr> <td>COLORADO</td> <td>0</td> <td>0</td> <td>0</td> <td>0</td> <td>1</td> <td>0</td> <td>0</td> <td>1</td> <td>X</td> <td>2</td> <td>9</td> <td>0</td> </tr> </tbody> </table>								FINAL	1	2	3	4	5	6	7	8	9	R	H	E	PHILADELPHIA	0	0	0	0	0	0	0	1	0	0	1	3	0	COLORADO	0	0	0	0	1	0	0	1	X	2	9	0
FINAL	1	2	3	4	5	6	7	8	9	R	H	E																																			
PHILADELPHIA	0	0	0	0	0	0	0	1	0	0	1	3	0																																		
COLORADO	0	0	0	0	1	0	0	1	X	2	9	0																																			
Philadelphia	AB	R	H	BI	BB	K	Colorado	AB	R	H	BI	BB	K	Philadelphia	IP	H	R	ER	BB	SO	HR																										
Rollins, SS	3	0	0	0	1	2	Matsui, 2B	3	0	2	1	1	0	Moyer	6.0	5	1	1	2	2	0																										
Udley, 2B	2	0	0	0	2	0	Tulowitzki, SS	4	0	0	0	0	1	Gordon	1.1	1	0	0	1	2	0																										
Burrell, LF	4	0	0	0	0	2	Holliday, LF	4	0	0	0	0	1	Romero (L, 0-1)	0.1	3	1	1	0	0	0																										
Romero, P	0	0	0	0	0	0	Helton, 1B	3	0	0	0	1	0	Myers	0.1	0	0	0	0	0	0																										
Myers, P	0	0	0	0	0	0	Atkins, 3B	4	1	1	0	0	0	Totals	8.0	9	2	2	3	4	0																										
Howard, 1B	4	0	1	0	0	2	Hawpe, RF	4	0	2	0	0	1	Colorado	IP	H	R	ER	BB	SO	HR																										
Rowand, CF	4	0	0	0	0	2	Spilborghs, CF	3	0	1	0	0	1	Jiménez	6.1	3	1	1	4	5	1																										
Victorino, RF	4	1	1	1	0	0	Fuentes, P	0	0	0	0	0	0	Herges	0.2	0	0	0	0	0	0																										
Ruiz, C	2	0	1	0	1	0	Baker, PH	1	0	1	1	0	0	Fuentes (W, 1-0)	1.0	0	0	0	0	0	2																										
Nunez, 3B	2	0	0	0	0	0	Corpas, P	0	0	0	0	0	0	Corpas (S, 3)	1.0	0	0	0	0	1	0																										
Dobbs, PH-3B	1	0	0	0	0	0	Torrealba, C	3	1	2	0	1	0	Totals	9.0	3	1	1	4	8	1																										
Moyer, P	2	0	0	0	0	0	Jiménez, P	1	0	0	0	0	0																																		
Iguchi, PH	1	0	0	0	0	0	Herges, P	0	0	0	0	0	0																																		
Gordon, P	0	0	0	0	0	0	Smith, PH	1	0	0	0	0	0																																		
Werth, LF	0	0	0	0	0	0	Sullivan, CF	0	0	0	0	0	0																																		
Totals	29	1	3	1	4	8	Totals	31	2	9	2	3	4																																		



The Rockies celebrate as they defeat the Phillies in a three-game sweep in the 2007 NLDS. It was the club's first-ever postseason series win.

(Rockies Postseason History, continued)

2007 NL CHAMPIONSHIP SERIES STATS

PLAYER	AVG	G	AB	R	H	TB	2B	3B	HR	RBI	SH	SF	HP	BB	IBB	SO	SB	CS	GIDP	E	SLG	OBP
Atkins,G	.143	4	14	0	2	2	0	0	0	0	0	0	0	2	1	2	0	0	0	0	.143	.250
Baker,J	.500	2	2	0	1	1	0	0	0	0	0	0	0	0	0	1	0	0	0	0	.500	.500
Carroll,J	.000	2	1	0	0	0	0	0	0	0	0	0	0	1	0	0	0	0	0	0	.000	.500
Hawpe,B	.333	4	12	2	4	4	0	0	0	2	0	0	0	5	3	0	0	0	0	0	.333	.529
Helton,T	.214	4	14	3	3	3	0	0	0	1	0	1	0	2	0	4	0	0	0	0	.214	.294
Holliday,M	.333	4	15	3	5	11	0	0	2	4	0	0	1	1	0	6	0	0	0	0	.733	.412
Iannetta,C	.000	0	0	0	0	0	0	0	0	0	0	0	0	0	0	0	0	0	0	0	.000	.000
Matsui,K	.235	4	17	2	4	4	0	0	0	2	1	0	0	1	0	5	1	0	0	1	.235	.278
Smith,S	.500	2	2	1	1	2	1	0	0	2	0	0	0	0	0	0	0	0	0	0	1.000	.500
Spilborghs,R	.500	2	2	1	1	1	0	0	0	0	0	0	0	0	0	0	0	0	0	0	.500	.500
Sullivan,C	.000	1	1	0	0	0	0	0	0	0	0	0	0	0	0	1	0	0	0	0	.000	.000
Taveras,W	.167	4	18	3	3	4	1	0	0	1	0	0	0	2	0	5	1	0	0	0	.222	.250
Torrealba,Y	.200	4	15	2	3	7	1	0	1	4	0	0	0	2	0	5	0	0	0	0	.467	.294
Tulowitzki,T	.188	4	16	1	3	3	0	0	0	0	0	0	0	1	0	5	0	0	1	0	.188	.235
Fogg,J	.000	1	1	0	0	0	0	0	0	0	0	0	0	1	0	0	0	0	0	0	.000	.500
Francis,J	.000	1	2	0	0	0	0	0	0	0	1	0	0	0	0	0	0	0	0	0	.000	.000
Jiménez,U	.000	1	2	0	0	0	0	0	0	0	0	0	0	0	0	2	0	0	0	0	.000	.000
Morales,F	.000	1	1	0	0	0	0	0	0	0	0	0	0	0	0	0	0	0	0	0	.000	.000
COLORADO	.222	4	135	18	30	42	3	0	3	16	2	1	1	18	1	39	2	0	1	2	.311	.316
OPPONENTS	.254	4	142	8	36	51	7	1	2	8	0	0	4	8	1	28	0	2	4	3	.359	.312

PITCHER	W-L	ERA	G	GS	CG	GF	SHO	SV	IP	H	R	ER	HR	HB	BB	IBB	SO	WP	BK	AVG
Áffeldt,J	0-0	0.00	2	0	0	0	0	0	1.1	0	0	0	0	0	0	0	0	0	0	.000
Buchholz,T	0-0	---	0	0	0	0	0	0	0.0	0	0	0	0	0	0	0	0	0	0	.000
Corpas,M	1-0	1.69	4	0	0	3	0	2	5.1	3	1	1	0	1	0	3	0	0	.167	
Fogg,J	1-0	1.50	1	1	0	0	0	0	6.0	7	1	1	1	1	0	3	0	0	.318	
Francis,J	1-0	1.35	1	1	0	0	0	0	6.2	7	1	1	0	2	1	4	0	0	.292	
Fuentes,B	0-0	7.36	4	0	0	0	0	0	3.2	7	3	3	1	0	0	6	0	0	.389	
Hawkins,L	0-0	0.00	2	0	0	0	0	0	2.0	1	0	0	0	0	0	1	0	0	.125	
Herges,M	1-0	0.00	3	0	0	0	0	0	3.0	1	0	0	0	0	1	2	0	0	.100	
Jiménez,U	0-0	1.80	1	1	0	0	0	0	5.0	5	1	1	0	0	4	6	1	0	.263	
Morales,F	0-0	2.25	1	1	0	0	0	0	4.0	5	1	1	0	1	1	2	0	0	.313	
Redman,M	0-0	---	0	0	0	0	0	0	0.0	0	0	0	0	0	0	0	0	0	.000	
Speier,R	0-0	0.00	1	0	0	1	0	1	1.0	0	0	0	0	0	0	1	0	0	.000	
COLORADO	4-0	1.89	4	4	0	4	0	3	38.0	36	8	8	2	4	8	1	28	1	0	.254
OPPONENTS	0-4	3.00	4	4	0	4	0	0	36.0	30	18	12	3	1	18	1	39	3	0	.222



The Rockies hoist the NL Championship trophy after sweeping the Arizona Diamondbacks in four games.

(Rockies Postseason History, continued)

2007 NLCS GAME-BY-GAME STATS

Game 1		Oct. 11, Chase Field										COL 5, ARI 1										1-0	
		FINAL																					
		COLORADO										ARIZONA											
		0 1 3 0 0 0 1 0 0										1 0 0 0 0 0 0 0 0										R H E	
		5 8 0										1 9 1											
Colorado	AB R H BI BB K	Arizona	AB R H BI BB K	Colorado	IP H R ER BB SO HR																		
Taveras, CF	5 1 1 0 0 2	Young, CF	2 0 0 0 2 0	Francis (W, 1-0)	6.2 7 1 1 1 4 0																		
Corpas, P	0 0 0 0 0 0	Drew, SS	4 1 1 0 0 1	Herges	0.0 0 0 0 1 0 0																		
Matsui, 2B	5 1 1 1 0 2	Byrnes, LF	4 0 2 1 0 1	Affeldt	0.1 0 0 0 0 0 0																		
Holliday, LF	3 1 1 0 1 1	Jackson, 1B	4 0 1 0 0 0	Fuentes	1.0 1 0 0 0 2 0																		
Helton, 1B	4 1 1 0 0 0	Reynolds, 3B	3 0 0 0 0 0	Corpas	1.0 1 0 0 0 0 0																		
Atkins, 3B	3 0 1 0 1 0	Snyder, C	4 0 1 0 0 2	Totals	9.0 9 1 1 2 6 0																		
Hawpe, RF	3 0 2 2 1 1	Upton, RF	2 0 0 0 0 1	Arizona	IP H R ER BB SO HR																		
Tulowitzki, SS	4 0 1 0 0 1	Salazar, PH	1 0 0 0 0 0	Webb (L, 0-1)	6.0 7 4 4 2 4 0																		
Torrealba, C	3 1 0 0 1 2	Ojeda, 2B	4 0 1 0 0 0	Cruz	0.2 0 1 0 2 1 0																		
Francis, P	2 0 0 0 0 0	Webb, P	2 0 1 0 0 1	Slaten	0.1 0 0 0 0 0 0																		
Herges, P	0 0 0 0 0 0	Cruz, P	0 0 0 0 0 0	Nippert	1.0 1 0 0 0 2 0																		
Affeldt, P	0 0 0 0 0 0	Slaten, P	0 0 0 0 0 0	Pena	1.0 0 0 0 0 3 0																		
Fuentes, P	0 0 0 0 0 0	Cirillo, PH	1 0 1 0 0 0	Totals	9.0 8 5 4 4 10 0																		
Sullivan, PH-CF	1 0 0 0 0 1	Nippert, P	0 0 0 0 0 0																				
Totals	33 5 8 3 4 10	Pena, P	0 0 0 0 0 0																				
		Montero, PH	1 0 1 0 0 0																				
		Totals	32 1 9 1 2 6																				

Game 2		Oct. 12, Chase Field										COL 3, ARI 2 (11 inn.)										2-0	
		FINAL																					
		COLORADO										ARIZONA											
		0 1 0 0 1 0 0 0 0 0 1										0 0 1 0 0 0 0 1 0 0										R H E	
		3 7 1										2 9 1											
Colorado	AB R H BI BB K	Arizona	AB R H BI BB K	Colorado	IP H R ER BB SO HR																		
Taveras, CF	4 1 1 1 2 1	Young, CF	4 1 1 1 1 3	Jiménez	5.0 5 1 1 4 6 0																		
Speier, P	0 0 0 0 0 0	Drew, SS	4 0 1 0 1 0	Herges	1.0 1 0 0 0 0 0																		
Matsui, 2B	4 0 1 0 1 1	Byrnes, LF	5 0 1 1 0 0	Hawkins	1.0 1 0 0 0 1 0																		
Holliday, LF	5 0 0 0 0 3	Clark, 1B	4 0 2 0 1 0	Fuentes	1.0 1 0 0 0 2 0																		
Helton, 1B	4 1 0 1 0 1	Reynolds, 3B	5 0 1 0 0 2	Corpas (W, 1-0)	2.0 1 1 1 1 0 2 0																		
Atkins, 3B	4 0 1 0 0 1	Salazar, RF	3 0 0 0 0 1	Speier (S, 1)	1.0 0 0 0 0 1 0																		
Corpas, P	0 0 0 0 0 0	Upton, PH-RF	2 0 0 0 0 2	Totals	11.0 9 2 2 4 12 0																		
Spilborghs, PH-CF	1 1 0 0 0 0	Snyder, C	4 0 1 0 1 2	Arizona	IP H R ER BB SO HR																		
Tulowitzki, SS	5 0 1 0 0 1	Ojeda, 2B	5 0 1 0 0 2	Davis	5.0 5 2 1 4 5 0																		
Hawpe, RF	3 0 1 0 2 0	Davis, P	1 1 1 0 0 0	Cruz	1.0 0 0 0 0 1 0																		
Torrealba, C	4 0 1 1 1 2	Callaspo, PH	1 0 0 0 0 0	Pena	2.0 1 0 0 0 3 0																		
Jiménez, P	2 0 0 0 0 2	Cruz, P	0 0 0 0 0 0	Lyon	1.0 0 0 0 0 1 0																		
Smith, PH	1 0 0 0 0 0	Jackson, PH	1 0 0 0 0 0	Valverde (L, 0-1)	1.2 1 1 1 3 2 0																		
Herges, P	0 0 0 0 0 0	Pena, P	0 0 0 0 0 0	Slaten	0.1 0 0 0 0 0 0																		
Hawkins, P	0 0 0 0 0 0	Lyon, P	0 0 0 0 0 0	Totals	11.0 7 3 2 7 12 0																		
Fuentes, P	0 0 0 0 0 0	Montero, PH	1 0 0 0 0 0																				
Carroll, PH-3B	1 0 0 0 1 0	Valverde, P	0 0 0 0 0 0																				
Totals	38 3 7 3 7 12	Slaten, P	0 0 0 0 0 0																				
		Owings, PH	1 0 0 0 0 0																				
		Totals	41 2 9 2 4 12																				

Record Book

(Rockies Postseason History, continued)

Game 3		Oct. 14, Coors Field										COL 4, ARI 1		3-0												
FINAL																										
ARIZONA														1	2	3	4	5	6	7	8	9	R	H	E	
ARIZONA														0	0	0	1	0	0	0	0	0	0	1	8	0
COLORADO														1	0	0	0	0	3	0	0	X	4	9	0	
Arizona	AB	R	H	BI	BB	K	Colorado	AB	R	H	BI	BB	K	Arizona	IP	H	R	ER	BB	SO	HR					
Young, CF	3	0	1	0	1	1	Taveras, CF	5	0	0	0	0	1	Hernandez (L, 0-1)	5.2	8	4	4	2	4	2					
Drew, SS	4	0	2	0	0	1	Matsui, 2B	4	0	1	0	0	0	Pena	0.1	0	0	0	0	0	1					
Byrnes, LF	4	0	0	0	0	1	Holliday, LF	4	1	2	1	0	1	Slaten	0.2	1	0	0	2	1	0					
Clark, 1B	4	0	0	0	0	0	Helton, 1B	3	1	1	0	1	2	Nippert	1.1	0	0	0	0	0	0					
Reynolds, 3B	4	1	1	1	0	1	Atkins, 3B	3	0	0	0	1	0	Totals	8.0	9	4	4	4	5	3					
Salazar, RF	2	0	1	0	0	0	Hawpe, RF	3	1	1	0	1	1	Colorado	IP	H	R	ER	BB	SO	HR					
Upton, PH-RF	2	0	0	0	0	0	Tulowitzki, SS	4	0	1	0	0	1	Fogg (W, 1-0)	6.0	7	1	1	1	3	1					
Montero, C	3	0	1	0	0	0	Torrealba, C	4	1	2	3	0	0	Affeldt	1.0	0	0	0	0	0	0					
Ojeda, 2B	3	0	0	0	0	0	Fogg, P	1	0	0	0	1	0	Fuentes	1.0	1	0	0	0	1	0					
Nippert, P	0	0	0	0	0	0	Baker, PH	1	0	1	0	0	0	Corpas (S, 1)	1.0	0	0	0	0	0	0					
Hernandez, P	2	0	1	0	0	0	Affeldt, P	0	0	0	0	0	0	Totals	9.0	8	1	1	1	4	1					
Pena, P	0	0	0	0	0	0	Fuentes, P	0	0	0	0	0	0													
Slaten, P	0	0	0	0	0	0	Spilborghs, PH	1	0	0	0	0	0													
Cirillo, 2B	1	0	1	0	0	0	Corpas, P	0	0	0	0	0	0													
Totals	32	1	8	1	1	4	Totals	33	4	9	4	4	6													

Game 4		Oct. 15, Coors Field										COL 6, ARI 4		4-0											
FINAL																									
ARIZONA														1	2	3	4	5	6	7	8	9	R	H	E
ARIZONA														0	0	1	0	0	0	0	3	0	4	10	1
COLORADO														0	0	0	6	0	0	0	0	X	6	6	1
Arizona	AB	R	H	BI	BB	K	Colorado	AB	R	H	BI	BB	K	Arizona	IP	H	R	ER	BB	SO	HR				
Young, CF	5	0	2	0	0	1	Taveras, CF	4	1	1	0	0	1	Owings (L, 0-1)	3.2	6	6	2	2	2	1				
Drew, SS	5	1	1	0	0	0	Matsui, 2B	4	1	1	1	0	2	Cruz	2.1	0	0	0	1	6	0				
Byrnes, LF	4	0	0	0	1	1	Holliday, LF	3	1	2	3	0	1	Lyon	2.0	0	0	0	0	3	0				
Jackson, 1B	4	1	2	1	0	0	Helton, 1B	3	0	1	0	1	1	Totals	8.0	6	6	2	3	11	1				
Reynolds, 3B	4	0	0	0	0	2	Atkins, 3B	4	0	0	0	0	1	Colorado	IP	H	R	ER	BB	SO	HR				
Snyder, C	4	1	2	3	0	0	Corpas, P	0	0	0	0	0	0	Morales	4.0	5	1	1	1	2	0				
Upton, RF	3	0	2	0	0	0	Hawpe, RF	3	1	0	0	1	1	Herges (W, 1-0)	2.0	0	0	0	0	2	0				
Cirillo, 2B	3	0	0	0	0	0	Tulowitzki, SS	3	1	0	0	1	2	Hawkins	1.0	0	0	0	0	0	0				
Clark, PH	1	0	0	0	0	1	Torrealba, C	4	0	0	0	0	1	Fuentes	0.2	4	3	3	0	1	1				
Ojeda, 2B	0	0	0	0	0	0	Morales, P	1	0	0	0	0	0	Corpas (S, 2)	1.1	1	0	0	0	1	0				
Owings, P	2	1	1	0	0	1	Smith, PH	1	1	1	2	0	0	Totals	9.0	10	4	4	1	6	1				
Cruz, P	0	0	0	0	0	0	Herges, P	0	0	0	0	0	0												
Callaspo, PH	1	0	0	0	0	0	Baker, PH	1	0	0	0	0	1												
Lyon, P	0	0	0	0	0	0	Hawkins, P	0	0	0	0	0	0												
Salazar, PH	1	0	0	0	0	0	Fuentes, P	0	0	0	0	0	0												
Totals	37	4	10	4	1	6	Carroll, 3B	0	0	0	0	0	0												
							Totals	31	6	6	6	3	11												

(Rockies Postseason History, continued)

2007 WORLD SERIES STATS

PLAYER	AVG	G	AB	R	H	TB	2B	3B	HR	RBI	SH	SF	HP	BB	IBB	SO	SB	CS	GDP	E	SLG	OBP
Atkins,G	.154	4	13	3	2	6	1	0	1	2	0	0	1	3	0	2	0	0	0	0	.462	.353
Baker,J	.000	1	1	0	0	0	0	0	0	0	0	0	0	0	0	0	0	0	0	0	.000	.000
Carrroll,J	.000	1	1	0	0	0	0	0	0	0	0	0	0	0	0	0	0	0	0	0	.000	.000
Hawpe,B	.250	4	16	1	4	9	0	1	1	2	0	0	0	1	0	8	0	0	0	0	.563	.294
Helton,T	.333	4	15	2	5	7	2	0	0	1	0	0	0	2	0	3	0	0	0	0	.467	.412
Holliday,M	.294	4	17	1	5	8	0	0	1	3	0	0	0	0	0	3	0	1	0	0	.471	.294
Iannetta,C	.000	0	0	0	0	0	0	0	0	0	0	0	0	0	0	0	0	0	0	0	.000	.000
Matsui,K	.294	4	17	1	5	6	1	0	0	0	0	0	0	0	5	1	0	0	0	0	.353	.294
Smith,S	.500	2	2	0	1	1	0	0	0	0	0	0	0	0	1	0	0	0	0	0	.500	.500
Spilborghs,R	.000	4	10	0	0	0	0	0	0	0	0	0	2	0	4	0	0	0	0	0	.000	.167
Sullivan,C	.333	2	3	0	1	1	0	0	0	0	0	0	0	0	0	0	0	0	0	0	.333	.333
Taveras,W	.000	3	8	1	0	0	0	0	0	0	0	1	0	0	3	0	0	0	0	0	.000	.111
Torrealba,Y	.143	4	14	0	2	2	0	0	0	1	1	0	0	0	1	0	0	1	0	0	.143	.143
Tulowitzki,T	.231	4	13	1	3	5	2	0	0	1	0	0	0	2	0	5	0	0	0	0	.385	.333
Cook,A	.500	1	2	0	1	1	0	0	0	0	0	0	0	0	0	0	0	0	0	0	.500	.500
Morales,F	.000	2	1	0	0	0	0	0	0	0	0	0	0	0	1	0	0	0	0	0	.000	.000
COLORADO	.218	4	133	10	29	46	6	1	3	10	1	0	2	10	0	36	1	0	2	0	.346	.283
OPPONENTS	.333	4	141	29	47	74	18	0	3	29	2	2	1	19	3	20	2	0	3	2	.525	.411
DH	.000	4	5	0	0	0	0	0	0	0	0	0	0	1	0	3	0	0	0	0	.000	.167

PITCHER	W-L	ERA	G	GS	CG	GF	SHO	SV	IP	H	R	ER	HR	HB	BB	IBB	SO	WP	BK	AVG
Affeldt,J	0-0	0.00	4	0	0	0	0	0	3.0	2	0	0	0	0	1	0	2	0	0	.200
Buchholz,T	0-0	---	0	0	0	0	0	0	0.0	0	0	0	0	0	0	0	0	0	0	.000
Cook,A	0-1	4.50	1	1	0	0	0	0	6.0	6	3	3	1	0	0	0	2	0	0	.261
Corpas,M	0-0	0.00	2	0	0	2	0	0	1.2	1	0	0	0	0	0	0	1	0	0	.167
Fogg,J	0-1	20.25	1	1	0	0	0	0	2.2	10	6	6	0	0	2	1	2	0	0	.588
Francis,J	0-1	13.50	1	1	0	0	0	0	4.0	10	6	6	1	0	3	2	3	0	0	.455
Fuentes,B	0-0	9.82	3	0	0	0	0	0	3.2	6	4	4	1	0	2	0	1	0	0	.375
Hawkins,L	0-0	4.50	2	0	0	2	0	0	2.0	1	1	1	0	0	0	0	2	0	0	.200
Herges,M	0-0	0.00	3	0	0	0	0	0	3.1	1	0	0	0	0	2	0	4	0	0	.100
Jiménez,U	0-1	3.86	1	1	0	0	0	0	4.2	3	2	2	0	1	5	0	2	0	0	.188
Morales,F	0-0	21.00	2	0	0	0	0	0	3.0	7	7	7	0	0	1	0	1	0	1	.438
Redman,M	0-0	---	0	0	0	0	0	0	0.0	0	0	0	0	0	0	0	0	0	0	.000
Speier,R	0-0	---	1	0	0	0	0	0	0.0	0	0	0	0	0	3	0	0	0	0	.000
COLORADO	0-4	7.68	4	4	0	4	0	0	34.0	47	29	29	3	1	19	3	20	0	1	.333
OPPONENTS	4-0	2.50	4	4	0	4	0	3	36.0	29	10	10	3	2	10	0	36	0	0	.218



(Rockies Postseason History, continued)

2007 WORLD SERIES GAME-BY-GAME STATS

Game 1 Oct. 24, Fenway Park BOS 13, COL 1 0-1
FINAL COLORADO 0 1 0 0 0 0 0 0 0 0 R H E 1 6 0 BOSTON 3 1 0 2 7 0 0 0 0 X 13 17 0
Colorado AB R H BI BB K Boston AB R H BI BB K Colorado IP H R ER BB SO HR Taveras, CF 4 0 0 0 0 2 Pedroia, 2B 5 1 1 2 1 0 Francis (L, 0-1) 4.0 10 6 6 3 3 1 Matsui, 2B 4 0 1 0 0 1 Youkilis, 1B 5 3 2 1 1 1 Morales 0.2 6 7 7 1 0 0 Holliday, LF 4 0 0 0 0 2 Ortiz, DH 5 2 3 2 0 0 Speier 0.0 0 0 0 3 0 0 Helton, 1B 4 0 2 0 0 1 Hinske, PH-DH 1 0 0 0 0 1 Herges 1.1 0 0 0 1 1 0 Atkins, 3B 4 1 1 0 0 1 Ramirez, LF 4 3 3 2 1 0 Affeldt 1.0 1 0 0 0 0 0 Hawpe, RF 4 0 0 0 0 4 Crisp, CF 1 0 0 0 0 0 Hawkins 1.0 0 0 0 0 2 0 Tulowitzki, SS 3 0 2 1 0 0 Lowell, 3B 3 1 1 0 2 0 Varitek, C 4 1 2 2 1 2 Totals 8.0 17 13 13 8 6 1 Torrealba, C 3 0 0 0 0 1 Drew, RF 5 1 2 2 0 1 Boston IP H R ER BB SO HR Spilborghs, DH 2 0 0 0 1 0 Lugo, SS 4 0 3 1 1 0 Beckett (W, 1-0) 7.0 6 1 1 1 9 0 Totals 32 1 6 1 1 12 Cora, SS 0 0 0 0 0 0 Timlin 1.0 0 0 0 0 2 0 Ellsbury, CF-LF 4 1 0 1 1 1 Gagne 1.0 0 0 0 0 1 0 Totals 9.0 6 1 1 1 12 0

Game 2 Oct. 25, Fenway Park BOS 2, COL 1 0-2
FINAL COLORADO 1 0 0 0 0 0 0 0 0 R H E 1 5 0 BOSTON 0 0 0 1 1 0 0 0 X 2 6 1
Colorado AB R H BI BB K Boston AB R H BI BB K Colorado IP H R ER BB SO HR Taveras, CF 3 1 0 0 0 1 Pedroia, 2B 4 0 1 0 1 0 Jimenez (L, 0-1) 4.2 3 2 2 5 2 0 Matsui, 2B 4 0 0 0 0 2 Youkilis, 1B 3 0 0 0 2 0 Affeldt 0.0 0 0 0 1 0 0 Holliday, LF 4 0 4 0 0 0 Ortiz, DH 3 1 0 0 1 1 Herges 1.0 1 0 0 1 0 0 Helton, 1B 3 0 0 1 1 1 Ramirez, LF 4 0 1 0 0 0 Fuentes 2.0 1 0 0 0 1 0 Atkins, 3B 4 0 0 0 0 0 Lowell, 3B 3 1 1 1 1 0 Corpas 0.1 1 0 0 0 0 0 Hawpe, RF 4 0 1 0 0 2 Drew, RF 2 0 2 0 1 0 Totals 8.0 6 2 2 7 3 0 Tulowitzki, SS 2 0 0 0 1 1 Varitek, C 3 0 0 1 0 2 Boston IP H R ER BB SO HR Torrealba, C 2 0 0 0 0 0 Ellsbury, CF 3 0 1 0 1 0 Schilling (W, 1-0) 5.1 4 1 1 2 4 0 Spilborghs, DH 3 0 0 0 0 3 Lugo, SS 3 0 0 0 0 0 Okajima 2.1 0 0 0 0 4 0 Totals 29 1 5 1 2 10 Totals 28 2 6 2 7 3 Papelbon (S, 1) 1.1 1 0 0 0 2 0 Totals 9.0 5 1 1 2 10 0

Game 3 Oct. 27, Coors Field BOS 10, COL 5 0-3
FINAL BOSTON 0 0 6 0 0 0 3 1 R H E 10 15 1 COLORADO 0 0 0 0 0 2 3 0 0 5 11 0
Boston AB R H BI BB K Colorado AB R H BI BB K Boston IP H R ER BB SO HR Matsuzaka (W, 1-0) 5.1 3 2 2 3 5 0 Ellsbury, CF-RF 5 2 4 2 0 0 Matsui, 2B 5 1 3 0 0 1 Lopez 0.0 2 0 0 0 0 0 Pedroia, 2B 5 1 3 2 0 0 Tulowitzki, SS 4 1 1 0 1 1 Timlin 0.2 2 2 2 0 0 0 Papelbon, P 0 0 0 0 0 0 Holliday, LF 5 1 1 3 0 0 Helton, 1B 4 1 1 0 1 1 Okajima 1.0 2 1 1 0 2 1 Ortiz, 1B 4 1 1 0 0 2 Youkilis, 1B 2 1 0 0 2 1 Delcarmen 0.2 1 0 0 1 0 0 Ramirez, LF 4 0 0 0 1 1 Hawpe, RF 5 0 2 1 0 2 Papelbon (S, 2) 1.1 1 0 0 0 0 0 Lowell, 3B 5 2 2 2 0 1 Torrealba, C 5 0 2 1 0 0 Totals 9.0 11 5 5 4 7 1 Drew, RF 4 0 1 0 0 1 Sullivan, CF 2 0 0 0 0 0 Spilborghs, PH-CF 2 0 0 0 0 0 Colorado IP H R ER BB SO HR Fogg (L, 0-1) 2.2 10 6 6 2 2 0 Okajima, P 0 0 0 0 0 0 Fogg, P 2.1 10 6 6 2 2 0 Delcarmen, P 0 0 0 0 0 0 Morales 2.1 1 0 0 0 1 0 Cora, 2B 0 0 0 0 0 0 Smith, PH 1 0 1 0 0 0 Affeldt 1.0 0 0 0 0 1 0 Varitek, C 4 1 1 1 0 1 Affeldt, P 0 0 0 0 0 0 Herges 1.0 0 0 0 3 0 0 Lugo, SS 3 2 1 0 2 0 Affeldt, P 0 0 0 0 0 0 Fuentes 1.0 3 3 3 1 0 0 Matsuzaka, P 3 0 1 2 0 1 Baker, PH 1 0 0 0 0 0 Fuegos 1.0 1 1 1 0 0 0 Lopez, P 0 0 0 0 0 0 Herges, P 0 0 0 0 0 0 Hawkins 1.0 1 1 1 0 0 0 Timlin, P 0 0 0 0 0 0 Fuentes, P 0 0 0 0 0 0 Taveras, PH 1 0 0 0 0 0 Crisp, CF 1 1 1 0 0 0 Totals 9.0 15 10 10 3 7 0 Totals 39 10 15 10 3 7 Totals 38 5 11 5 4 7

(Rockies Postseason History, continued)

Game 4		Oct. 28, Coors Field										BOS 4, COL 3							0-4														
FINAL																																	
BOSTON															1	2	3	4	5	6	7	8	9	R	H	E							
COLORADO															0	0	0	0	0	0	1	2	0	4	9	0							
Boston															AB	R	H	BI	BB	K							IP	H	R	ER	BB	SO	HR
Ellsbury, CF-LF	4	1	2	0	0	1							Lester (W, 1-0)	5.2	3	0	0	3	3	0													
Pedroia, 2B	4	0	0	0	0	0							Delcarmen	0.2	2	1	1	0	1	1													
Ortiz, 1B	3	0	1	1	1	0							Timlin	0.2	0	0	0	0	2	0													
Crisp, PR-CF	0	0	0	0	0	0							Okajima	0.1	2	2	2	0	0	1													
Ramirez, LF	4	0	0	0	0	1							Papelbon (S, 3)	1.2	0	0	0	0	1	0													
Okajima, P	0	0	0	0	0	0							Totals	9.0	7	3	3	3	7	2													
Papelbon, P	0	0	0	0	0	0							Colorado							IP	H	R	ER	BB	SO	HR							
Lowell, 3B	4	2	2	1	0	0							Cook (L, 0-1)	6.0	6	3	3	0	2	1													
Drew, RF	4	0	0	0	0	1							Affeldt	1.0	1	0	0	0	1	0													
Varitek, C	4	0	2	1	0	0							Fuentes	0.2	2	1	1	1	0	1													
Lugo, SS	3	0	1	0	0	0							Corpas	1.1	0	0	0	0	1	0													
Lester, P	2	0	0	0	0	1							Totals	9.0	9	4	4	1	4	2													
Delcarmen, P	0	0	0	0	0	0							Colorado							IP	H	R	ER	BB	SO	HR							
Timlin, P	0	0	0	0	0	0							Matsui, 2B	4	0	1	0	0	1														
Kielty, PH	1	1	1	1	0	0							Corpas, P	0	0	0	0	0	0														
Youkilis, 1B	0	0	0	0	0	0							Smith, PH	1	0	0	0	0	1														
Totals	33	4	9	4	1	4							Tulowitzki, SS	4	0	0	0	0	3														
													Holliday, LF	4	0	0	0	0	1														
													Helton, 1B	4	1	2	0	0	0														
													Atkins, 3B	3	1	1	2	1	0														
													Spilborghs, CF	3	0	0	0	1	1														
													Hawpe, RF	3	1	1	1	1	0														
													Torrealba, C	4	0	0	0	0	0														
													Cook, P	2	0	1	0	0	0														
													Affeldt, P	0	0	0	0	0	0														
													Sullivan, PH	1	0	1	0	0	0														
													Fuentes, P	0	0	0	0	0	0														
													Carroll, 2B	1	0	0	0	0	0														
													Totals	34	3	7	3	3	7														

(Rockies Postseason History, continued)

1995 DIVISION SERIES STATS

PLAYER	AVG	G	AB	R	H	TB	2B	3B	HR	RBI	SH	SF	HP	BB	IBB	SO	SB	CS	GDP	E	SLG	OBP
Bates, J	.200	4	5	0	1	1	0	0	0	0	1	0	0	0	0	0	0	0	0	0	.200	.200
Bichette, D	.588	4	17	6	10	16	3	0	1	3	0	0	0	1	0	3	0	0	0	0	.941	.611
Burks, E	.333	2	6	1	2	3	1	0	0	2	0	1	0	0	0	1	0	0	0	0	.500	.286
Castilla, V	.467	4	15	3	7	17	1	0	3	6	0	1	0	0	0	1	0	0	1	1	1.133	.500
Galarraga, A	.278	4	18	1	5	6	1	0	0	2	0	0	0	0	6	0	0	0	0	0	.333	.278
Girardi, J	.125	4	16	0	2	2	0	0	0	0	0	0	0	0	2	0	0	2	1	0	.125	.125
Holmes, D	.000	3	0	0	0	0	0	0	0	0	0	0	0	0	0	0	0	0	0	0	.000	.000
Hubbard, T	.000	3	2	0	0	0	0	0	0	0	0	0	0	0	0	0	0	0	0	0	.000	.000
Kingery, M	.200	4	10	1	2	2	0	0	0	2	0	0	0	0	1	0	0	0	0	0	.200	.200
Leskanic, C	.000	3	0	0	0	0	0	0	0	0	0	0	0	0	0	0	0	0	0	0	.000	.000
Munoz, M	.000	4	0	0	0	0	0	0	0	0	0	0	0	0	0	0	0	0	0	0	.000	.000
Owens, J	.000	1	1	0	0	0	0	0	0	0	0	0	0	0	1	0	0	0	0	0	.000	.000
Painter, L	.000	2	2	0	0	0	0	0	0	0	0	0	0	0	1	0	0	0	0	0	.000	.000
Reed, S	.000	3	0	0	0	0	0	0	0	0	0	0	0	0	0	0	0	0	0	0	.000	.000
Reynoso, A	.000	1	0	0	0	0	0	0	0	0	0	0	0	0	0	0	0	0	0	0	.000	.000
Ritz, K	.000	2	2	0	0	0	0	0	0	0	0	0	0	0	0	0	0	0	0	1	.000	.000
Ruffin, B	.000	4	0	0	0	0	0	0	0	0	0	0	0	0	0	0	0	0	0	0	.000	.000
Saberhagen, B	.000	1	1	0	0	0	0	0	0	0	0	0	0	0	0	0	0	0	0	0	.000	.000
Swift, B	.000	1	3	0	0	0	0	0	0	0	0	0	0	0	2	0	0	0	0	0	.000	.000
Thompson, M	.000	1	0	0	0	0	0	0	0	0	0	0	0	0	0	0	0	0	0	0	.000	.000
Vander Wal, J	.000	4	4	0	0	0	0	0	0	0	0	0	0	0	2	0	0	1	0	0	.000	.000
Walker, L	.214	4	14	3	3	6	0	0	1	3	0	1	3	1	4	1	0	1	0	0	.429	.389
Weiss, W	.167	4	12	1	2	2	0	0	0	0	0	1	3	1	3	1	0	0	0	0	.167	.375
Young, E	.438	4	16	3	7	11	1	0	1	2	0	0	2	1	2	1	0	0	3	0	.688	.500
Totals	.287	4	143	19	41	66	7	0	6	18	3	1	3	9	3	29	3	0	5	7	.462	.340


PITCHER	W-L	ERA	G	GS	CG	GF	SHO	SV	IP	H	R	ER	HR	HB	BB	IBB	SO	WP	BK	AVG
Holmes, D	1-0	0.00	3	0	0	1	0	0	1.2	6	2	0	0	0	0	0	2	0	0	.500
Leskanic, C	0-1	6.00	3	0	0	1	0	0	3.0	3	2	2	1	0	0	0	4	0	0	.250
Munoz, M	0-1	13.50	4	0	0	0	0	0	1.1	4	2	2	0	0	1	0	1	0	0	.500
Painter, L	0-0	5.40	1	1	0	0	0	0	5.0	5	3	3	2	0	2	0	4	0	0	.250
Reed, S	0-0	0.00	3	0	0	0	0	0	2.2	2	0	0	0	1	1	1	3	0	0	.200
Reynoso, A	0-0	0.00	1	0	0	0	0	0	1.0	2	0	0	0	0	0	0	0	0	0	.400
Ritz, K	0-0	7.71	2	1	0	0	0	0	7.0	12	7	6	3	0	3	1	5	0	0	.387
Ruffin, B	0-0	2.70	4	0	0	1	0	0	3.1	3	1	1	0	0	2	0	2	0	0	.250
Saberhagen, B	0-1	11.25	1	1	0	0	0	0	4.0	7	6	5	1	0	1	0	3	0	0	.368
Swift, B	0-0	6.00	1	1	0	0	0	0	6.0	7	4	4	0	0	2	0	3	0	0	.318
Thompson, M	0-0	0.00	1	0	0	1	0	1	1.0	0	0	0	0	0	0	0	0	0	0	.000
Totals	1-3	5.75	4	4	0	4	0	1	36.0	51	27	23	7	1	12	2	27	0	0	.331

1995 NLDS ROSTER

Manager: Don Baylor (25); **Coaches:** Larry Bearnarth (36), Ron Hassey (29), Art Howe (41), Rick Mathews (37), Don Zimmer (23); **Trainer:** Dave Cilladi

No.	Name	Pos.
6	Bates, Jason	INF
10	Bichette, Dante	OF
26	Burks, Ellis	OF
9	Castilla, Vinny	INF
14	Galarraga, Andres	INF
7	Girardi, Joe	C
40	Holmes, Darren	RHP
1	Hubbard, Trinidad	OF
12	Kingery, Mike	OF
16	Leskanic, Curtis	RHP
43	Munoz, Mike	LHP
34	Owens, Jayhawk	C
28	Painter, Lance	LHP

No.	Name	Pos.
39	Reed, Steve	RHP
23	Rekar, Bryan	RHP
42	Reynoso, Armando	RHP
30	Ritz, Kevin	RHP
18	Ruffin, Bruce	LHP
31	Saberhagen, Bret	RHP
20	Swift, Bill	RHP
32	Thompson, Mark	RHP
35	Vander Wal, John	OF
33	Walker, Larry	OF
22	Weiss, Walt	INF
21	Young, Eric	INF



(Rockies Postseason History, continued)

1995 DIVISION SERIES GAME-BY-GAME STATS

Game 1	Oct. 3, Coors Field	ATL 5, COL 4	0-1																																																																																																																																																																																																																																																																																																																																																																																																															
<table border="1" style="margin: auto;"> <tr> <td>FINAL</td> <td>1</td><td>2</td><td>3</td><td>4</td><td>5</td><td>6</td><td>7</td><td>8</td><td>9</td> <td>R</td><td>H</td><td>E</td> </tr> <tr> <td>ATLANTA</td> <td>0</td><td>0</td><td>1</td><td>0</td><td>0</td><td>2</td><td>0</td><td>1</td><td>1</td> <td>5</td><td>12</td><td>1</td> </tr> <tr> <td>COLORADO</td> <td>0</td><td>0</td><td>0</td><td>3</td><td>0</td><td>0</td><td>0</td><td>1</td><td>0</td> <td>4</td><td>13</td><td>4</td> </tr> </table>				FINAL	1	2	3	4	5	6	7	8	9	R	H	E	ATLANTA	0	0	1	0	0	2	0	1	1	5	12	1	COLORADO	0	0	0	3	0	0	0	1	0	4	13	4																																																																																																																																																																																																																																																																																																																																																																								
FINAL	1	2	3	4	5	6	7	8	9	R	H	E																																																																																																																																																																																																																																																																																																																																																																																																						
ATLANTA	0	0	1	0	0	2	0	1	1	5	12	1																																																																																																																																																																																																																																																																																																																																																																																																						
COLORADO	0	0	0	3	0	0	0	1	0	4	13	4																																																																																																																																																																																																																																																																																																																																																																																																						
<table border="0" style="width:100%;"> <tr> <td style="width: 15%;">Atlanta</td> <td>AB</td><td>R</td><td>H</td><td>BI</td><td>BB</td><td>K</td> </tr> <tr> <td>Grissom, CF</td> <td>5</td><td>1</td><td>2</td><td>1</td><td>0</td><td>0</td> </tr> <tr> <td>Lemke, 2B</td> <td>5</td><td>0</td><td>1</td><td>0</td><td>0</td><td>1</td> </tr> <tr> <td>C. Jones, 3B</td> <td>5</td><td>2</td><td>2</td><td>2</td><td>0</td><td>0</td> </tr> <tr> <td>McGriff, 1B</td> <td>5</td><td>0</td><td>1</td><td>0</td><td>0</td><td>1</td> </tr> <tr> <td>Justice, RF</td> <td>2</td><td>1</td><td>1</td><td>0</td><td>2</td><td>1</td> </tr> <tr> <td>Klesko, LF</td> <td>4</td><td>1</td><td>3</td><td>0</td><td>0</td><td>1</td> </tr> <tr> <td>McMichael, P</td> <td>0</td><td>0</td><td>0</td><td>0</td><td>0</td><td>0</td> </tr> <tr> <td>Pena, P</td> <td>0</td><td>0</td><td>0</td><td>0</td><td>0</td><td>0</td> </tr> <tr> <td>Wohlers, P</td> <td>0</td><td>0</td><td>0</td><td>0</td><td>0</td><td>0</td> </tr> <tr> <td>O'Brien, C</td> <td>2</td><td>0</td><td>0</td><td>0</td><td>0</td><td>1</td> </tr> <tr> <td>Polonia, PH</td> <td>1</td><td>0</td><td>0</td><td>1</td><td>0</td><td>0</td> </tr> <tr> <td>Lopez, C</td> <td>1</td><td>0</td><td>1</td><td>0</td><td>0</td><td>0</td> </tr> <tr> <td>Blauser, SS</td> <td>2</td><td>0</td><td>0</td><td>0</td><td>1</td><td>1</td> </tr> <tr> <td>Smith, PH</td> <td>1</td><td>0</td><td>1</td><td>1</td><td>0</td><td>0</td> </tr> <tr> <td>Belliard, SS</td> <td>0</td><td>0</td><td>0</td><td>0</td><td>0</td><td>0</td> </tr> <tr> <td>Maddux, P</td> <td>3</td><td>0</td><td>0</td><td>0</td><td>0</td><td>1</td> </tr> <tr> <td>Devereaux, PH</td> <td>1</td><td>0</td><td>0</td><td>0</td><td>0</td><td>0</td> </tr> <tr> <td>Totals</td> <td>37</td><td>5</td><td>12</td><td>5</td><td>3</td><td>7</td> </tr> </table>	Atlanta	AB	R	H	BI	BB	K	Grissom, CF	5	1	2	1	0	0	Lemke, 2B	5	0	1	0	0	1	C. Jones, 3B	5	2	2	2	0	0	McGriff, 1B	5	0	1	0	0	1	Justice, RF	2	1	1	0	2	1	Klesko, LF	4	1	3	0	0	1	McMichael, P	0	0	0	0	0	0	Pena, P	0	0	0	0	0	0	Wohlers, P	0	0	0	0	0	0	O'Brien, C	2	0	0	0	0	1	Polonia, PH	1	0	0	1	0	0	Lopez, C	1	0	1	0	0	0	Blauser, SS	2	0	0	0	1	1	Smith, PH	1	0	1	1	0	0	Belliard, SS	0	0	0	0	0	0	Maddux, P	3	0	0	0	0	1	Devereaux, PH	1	0	0	0	0	0	Totals	37	5	12	5	3	7	<table border="0" style="width:100%;"> <tr> <td style="width: 15%;">Colorado</td> <td>AB</td><td>R</td><td>H</td><td>BI</td><td>BB</td><td>K</td> </tr> <tr> <td>Young, 2B</td> <td>4</td><td>0</td><td>2</td><td>0</td><td>1</td><td>0</td> </tr> <tr> <td>Girardi, C</td> <td>3</td><td>0</td><td>1</td><td>0</td><td>0</td><td>0</td> </tr> <tr> <td>Vander Wal, PH</td> <td>1</td><td>0</td><td>0</td><td>0</td><td>0</td><td>0</td> </tr> <tr> <td>Munoz, P</td> <td>0</td><td>0</td><td>0</td><td>0</td><td>0</td><td>0</td> </tr> <tr> <td>Holmes, P</td> <td>0</td><td>0</td><td>0</td><td>0</td><td>0</td><td>0</td> </tr> <tr> <td>Kingery, CF</td> <td>1</td><td>0</td><td>1</td><td>0</td><td>0</td><td>0</td> </tr> <tr> <td>Bichette, LF</td> <td>4</td><td>1</td><td>2</td><td>0</td><td>1</td><td>0</td> </tr> <tr> <td>Walker, RF</td> <td>3</td><td>1</td><td>1</td><td>0</td><td>2</td><td>0</td> </tr> <tr> <td>Galarraga, 1B</td> <td>5</td><td>1</td><td>2</td><td>0</td><td>0</td><td>1</td> </tr> <tr> <td>Burks, CF</td> <td>3</td><td>0</td><td>2</td><td>2</td><td>0</td><td>0</td> </tr> <tr> <td>Leskanic, P</td> <td>0</td><td>0</td><td>0</td><td>0</td><td>0</td><td>0</td> </tr> <tr> <td>Painter, PH</td> <td>1</td><td>0</td><td>0</td><td>0</td><td>0</td><td>1</td> </tr> <tr> <td>Castilla, 3B</td> <td>3</td><td>1</td><td>2</td><td>2</td><td>0</td><td>0</td> </tr> <tr> <td>Hubbard, PR</td> <td>0</td><td>0</td><td>0</td><td>0</td><td>0</td><td>0</td> </tr> <tr> <td>Owens, C</td> <td>1</td><td>0</td><td>0</td><td>0</td><td>0</td><td>1</td> </tr> <tr> <td>Weiss, SS</td> <td>2</td><td>0</td><td>0</td><td>0</td><td>1</td><td>0</td> </tr> <tr> <td>Ritz, P</td> <td>2</td><td>0</td><td>0</td><td>0</td><td>0</td><td>0</td> </tr> <tr> <td>Reed, P</td> <td>0</td><td>0</td><td>0</td><td>0</td><td>0</td><td>0</td> </tr> <tr> <td>Ruffin, P</td> <td>0</td><td>0</td><td>0</td><td>0</td><td>0</td><td>0</td> </tr> <tr> <td>Bates, PH-3B</td> <td>1</td><td>0</td><td>0</td><td>0</td><td>0</td><td>0</td> </tr> <tr> <td>Totals</td> <td>34</td><td>4</td><td>13</td><td>4</td><td>5</td><td>3</td> </tr> </table>	Colorado	AB	R	H	BI	BB	K	Young, 2B	4	0	2	0	1	0	Girardi, C	3	0	1	0	0	0	Vander Wal, PH	1	0	0	0	0	0	Munoz, P	0	0	0	0	0	0	Holmes, P	0	0	0	0	0	0	Kingery, CF	1	0	1	0	0	0	Bichette, LF	4	1	2	0	1	0	Walker, RF	3	1	1	0	2	0	Galarraga, 1B	5	1	2	0	0	1	Burks, CF	3	0	2	2	0	0	Leskanic, P	0	0	0	0	0	0	Painter, PH	1	0	0	0	0	1	Castilla, 3B	3	1	2	2	0	0	Hubbard, PR	0	0	0	0	0	0	Owens, C	1	0	0	0	0	1	Weiss, SS	2	0	0	0	1	0	Ritz, P	2	0	0	0	0	0	Reed, P	0	0	0	0	0	0	Ruffin, P	0	0	0	0	0	0	Bates, PH-3B	1	0	0	0	0	0	Totals	34	4	13	4	5	3	<table border="0" style="width:100%;"> <tr> <td style="width: 15%;">Atlanta</td> <td>IP</td><td>H</td><td>R</td><td>ER</td><td>BB</td><td>SO</td><td>HR</td> </tr> <tr> <td>Maddux</td> <td>7.0</td><td>9</td><td>3</td><td>3</td><td>2</td><td>0</td><td>1</td> </tr> <tr> <td>McMichael</td> <td>0.1</td><td>1</td><td>1</td><td>1</td><td>1</td><td>0</td><td>0</td> </tr> <tr> <td>Pena (W, 1-0)</td> <td>0.2</td><td>1</td><td>0</td><td>0</td><td>1</td><td>1</td><td>0</td> </tr> <tr> <td>Wohlers (S, 1)</td> <td>1.0</td><td>2</td><td>0</td><td>0</td><td>1</td><td>2</td><td>0</td> </tr> <tr> <td>Totals</td> <td>9.0</td><td>13</td><td>4</td><td>4</td><td>5</td><td>3</td><td>1</td> </tr> </table>	Atlanta	IP	H	R	ER	BB	SO	HR	Maddux	7.0	9	3	3	2	0	1	McMichael	0.1	1	1	1	1	0	0	Pena (W, 1-0)	0.2	1	0	0	1	1	0	Wohlers (S, 1)	1.0	2	0	0	1	2	0	Totals	9.0	13	4	4	5	3	1	<table border="0" style="width:100%;"> <tr> <td style="width: 15%;">Colorado</td> <td>IP</td><td>H</td><td>R</td><td>ER</td><td>BB</td><td>SO</td><td>HR</td> </tr> <tr> <td>Ritz</td> <td>5.1</td><td>7</td><td>3</td><td>2</td><td>2</td><td>4</td><td>2</td> </tr> <tr> <td>Reed</td> <td>1.0</td><td>1</td><td>0</td><td>0</td><td>1</td><td>1</td><td>0</td> </tr> <tr> <td>Ruffin</td> <td>0.2</td><td>0</td><td>0</td><td>0</td><td>0</td><td>0</td><td>0</td> </tr> <tr> <td>Munoz</td> <td>0.2</td><td>1</td><td>1</td><td>1</td><td>0</td><td>1</td><td>0</td> </tr> <tr> <td>Holmes</td> <td>0.1</td><td>2</td><td>0</td><td>0</td><td>0</td><td>0</td><td>0</td> </tr> <tr> <td>Leskanic (L, 0-1)</td> <td>1.0</td><td>1</td><td>1</td><td>1</td><td>0</td><td>1</td><td>1</td> </tr> <tr> <td>Totals</td> <td>9.0</td><td>12</td><td>5</td><td>4</td><td>3</td><td>7</td><td>3</td> </tr> </table>	Colorado	IP	H	R	ER	BB	SO	HR	Ritz	5.1	7	3	2	2	4	2	Reed	1.0	1	0	0	1	1	0	Ruffin	0.2	0	0	0	0	0	0	Munoz	0.2	1	1	1	0	1	0	Holmes	0.1	2	0	0	0	0	0	Leskanic (L, 0-1)	1.0	1	1	1	0	1	1	Totals	9.0	12	5	4	3	7	3
Atlanta	AB	R	H	BI	BB	K																																																																																																																																																																																																																																																																																																																																																																																																												
Grissom, CF	5	1	2	1	0	0																																																																																																																																																																																																																																																																																																																																																																																																												
Lemke, 2B	5	0	1	0	0	1																																																																																																																																																																																																																																																																																																																																																																																																												
C. Jones, 3B	5	2	2	2	0	0																																																																																																																																																																																																																																																																																																																																																																																																												
McGriff, 1B	5	0	1	0	0	1																																																																																																																																																																																																																																																																																																																																																																																																												
Justice, RF	2	1	1	0	2	1																																																																																																																																																																																																																																																																																																																																																																																																												
Klesko, LF	4	1	3	0	0	1																																																																																																																																																																																																																																																																																																																																																																																																												
McMichael, P	0	0	0	0	0	0																																																																																																																																																																																																																																																																																																																																																																																																												
Pena, P	0	0	0	0	0	0																																																																																																																																																																																																																																																																																																																																																																																																												
Wohlers, P	0	0	0	0	0	0																																																																																																																																																																																																																																																																																																																																																																																																												
O'Brien, C	2	0	0	0	0	1																																																																																																																																																																																																																																																																																																																																																																																																												
Polonia, PH	1	0	0	1	0	0																																																																																																																																																																																																																																																																																																																																																																																																												
Lopez, C	1	0	1	0	0	0																																																																																																																																																																																																																																																																																																																																																																																																												
Blauser, SS	2	0	0	0	1	1																																																																																																																																																																																																																																																																																																																																																																																																												
Smith, PH	1	0	1	1	0	0																																																																																																																																																																																																																																																																																																																																																																																																												
Belliard, SS	0	0	0	0	0	0																																																																																																																																																																																																																																																																																																																																																																																																												
Maddux, P	3	0	0	0	0	1																																																																																																																																																																																																																																																																																																																																																																																																												
Devereaux, PH	1	0	0	0	0	0																																																																																																																																																																																																																																																																																																																																																																																																												
Totals	37	5	12	5	3	7																																																																																																																																																																																																																																																																																																																																																																																																												
Colorado	AB	R	H	BI	BB	K																																																																																																																																																																																																																																																																																																																																																																																																												
Young, 2B	4	0	2	0	1	0																																																																																																																																																																																																																																																																																																																																																																																																												
Girardi, C	3	0	1	0	0	0																																																																																																																																																																																																																																																																																																																																																																																																												
Vander Wal, PH	1	0	0	0	0	0																																																																																																																																																																																																																																																																																																																																																																																																												
Munoz, P	0	0	0	0	0	0																																																																																																																																																																																																																																																																																																																																																																																																												
Holmes, P	0	0	0	0	0	0																																																																																																																																																																																																																																																																																																																																																																																																												
Kingery, CF	1	0	1	0	0	0																																																																																																																																																																																																																																																																																																																																																																																																												
Bichette, LF	4	1	2	0	1	0																																																																																																																																																																																																																																																																																																																																																																																																												
Walker, RF	3	1	1	0	2	0																																																																																																																																																																																																																																																																																																																																																																																																												
Galarraga, 1B	5	1	2	0	0	1																																																																																																																																																																																																																																																																																																																																																																																																												
Burks, CF	3	0	2	2	0	0																																																																																																																																																																																																																																																																																																																																																																																																												
Leskanic, P	0	0	0	0	0	0																																																																																																																																																																																																																																																																																																																																																																																																												
Painter, PH	1	0	0	0	0	1																																																																																																																																																																																																																																																																																																																																																																																																												
Castilla, 3B	3	1	2	2	0	0																																																																																																																																																																																																																																																																																																																																																																																																												
Hubbard, PR	0	0	0	0	0	0																																																																																																																																																																																																																																																																																																																																																																																																												
Owens, C	1	0	0	0	0	1																																																																																																																																																																																																																																																																																																																																																																																																												
Weiss, SS	2	0	0	0	1	0																																																																																																																																																																																																																																																																																																																																																																																																												
Ritz, P	2	0	0	0	0	0																																																																																																																																																																																																																																																																																																																																																																																																												
Reed, P	0	0	0	0	0	0																																																																																																																																																																																																																																																																																																																																																																																																												
Ruffin, P	0	0	0	0	0	0																																																																																																																																																																																																																																																																																																																																																																																																												
Bates, PH-3B	1	0	0	0	0	0																																																																																																																																																																																																																																																																																																																																																																																																												
Totals	34	4	13	4	5	3																																																																																																																																																																																																																																																																																																																																																																																																												
Atlanta	IP	H	R	ER	BB	SO	HR																																																																																																																																																																																																																																																																																																																																																																																																											
Maddux	7.0	9	3	3	2	0	1																																																																																																																																																																																																																																																																																																																																																																																																											
McMichael	0.1	1	1	1	1	0	0																																																																																																																																																																																																																																																																																																																																																																																																											
Pena (W, 1-0)	0.2	1	0	0	1	1	0																																																																																																																																																																																																																																																																																																																																																																																																											
Wohlers (S, 1)	1.0	2	0	0	1	2	0																																																																																																																																																																																																																																																																																																																																																																																																											
Totals	9.0	13	4	4	5	3	1																																																																																																																																																																																																																																																																																																																																																																																																											
Colorado	IP	H	R	ER	BB	SO	HR																																																																																																																																																																																																																																																																																																																																																																																																											
Ritz	5.1	7	3	2	2	4	2																																																																																																																																																																																																																																																																																																																																																																																																											
Reed	1.0	1	0	0	1	1	0																																																																																																																																																																																																																																																																																																																																																																																																											
Ruffin	0.2	0	0	0	0	0	0																																																																																																																																																																																																																																																																																																																																																																																																											
Munoz	0.2	1	1	1	0	1	0																																																																																																																																																																																																																																																																																																																																																																																																											
Holmes	0.1	2	0	0	0	0	0																																																																																																																																																																																																																																																																																																																																																																																																											
Leskanic (L, 0-1)	1.0	1	1	1	0	1	1																																																																																																																																																																																																																																																																																																																																																																																																											
Totals	9.0	12	5	4	3	7	3																																																																																																																																																																																																																																																																																																																																																																																																											

Game 2	Oct. 4, Coors Field	ATL 7, COL 4	0-2																																																																																																																																																																																																																																																																																																																																																																																																	
<table border="1" style="margin: auto;"> <tr> <td>FINAL</td> <td>1</td><td>2</td><td>3</td><td>4</td><td>5</td><td>6</td><td>7</td><td>8</td><td>9</td> <td>R</td><td>H</td><td>E</td> </tr> <tr> <td>ATLANTA</td> <td>1</td><td>0</td><td>1</td><td>1</td><td>0</td><td>0</td><td>0</td><td>0</td><td>4</td> <td>7</td><td>13</td><td>1</td> </tr> <tr> <td>COLORADO</td> <td>0</td><td>0</td><td>0</td><td>0</td><td>0</td><td>3</td><td>0</td><td>1</td><td>0</td> <td>4</td><td>8</td><td>2</td> </tr> </table>				FINAL	1	2	3	4	5	6	7	8	9	R	H	E	ATLANTA	1	0	1	1	0	0	0	0	4	7	13	1	COLORADO	0	0	0	0	0	3	0	1	0	4	8	2																																																																																																																																																																																																																																																																																																																																																										
FINAL	1	2	3	4	5	6	7	8	9	R	H	E																																																																																																																																																																																																																																																																																																																																																																																								
ATLANTA	1	0	1	1	0	0	0	0	4	7	13	1																																																																																																																																																																																																																																																																																																																																																																																								
COLORADO	0	0	0	0	0	3	0	1	0	4	8	2																																																																																																																																																																																																																																																																																																																																																																																								
<table border="0" style="width:100%;"> <tr> <td style="width: 15%;">Atlanta</td> <td>AB</td><td>R</td><td>H</td><td>BI</td><td>BB</td><td>K</td> </tr> <tr> <td>Grissom, CF</td> <td>6</td><td>2</td><td>2</td><td>2</td><td>0</td><td>2</td> </tr> <tr> <td>Lemke, 2B</td> <td>4</td><td>1</td><td>1</td><td>0</td><td>1</td><td>0</td> </tr> <tr> <td>C. Jones, 3B</td> <td>5</td><td>1</td><td>3</td><td>0</td><td>0</td><td>0</td> </tr> <tr> <td>McGriff, 1B</td> <td>4</td><td>1</td><td>1</td><td>1</td><td>1</td><td>2</td> </tr> <tr> <td>Justice, RF</td> <td>4</td><td>0</td><td>1</td><td>0</td><td>1</td><td>0</td> </tr> <tr> <td>Lopez, C</td> <td>4</td><td>0</td><td>1</td><td>1</td><td>0</td><td>2</td> </tr> <tr> <td>Klesko, LF</td> <td>3</td><td>0</td><td>0</td><td>0</td><td>0</td><td>1</td> </tr> <tr> <td>Devereaux, PH</td> <td>2</td><td>1</td><td>1</td><td>0</td><td>0</td><td>0</td> </tr> <tr> <td>Blauser, SS</td> <td>2</td><td>0</td><td>0</td><td>0</td><td>0</td><td>1</td> </tr> <tr> <td>Polonia, PH</td> <td>1</td><td>0</td><td>0</td><td>0</td><td>0</td><td>1</td> </tr> <tr> <td>Avery, P</td> <td>0</td><td>0</td><td>0</td><td>0</td><td>0</td><td>0</td> </tr> <tr> <td>Pena, P</td> <td>0</td><td>0</td><td>0</td><td>0</td><td>0</td><td>0</td> </tr> <tr> <td>Mordecai, PH</td> <td>1</td><td>1</td><td>1</td><td>1</td><td>0</td><td>0</td> </tr> <tr> <td>Wohlers, P</td> <td>0</td><td>0</td><td>0</td><td>0</td><td>0</td><td>0</td> </tr> <tr> <td>Glavine, P</td> <td>3</td><td>0</td><td>1</td><td>0</td><td>0</td><td>1</td> </tr> <tr> <td>Smith, PH</td> <td>1</td><td>0</td><td>1</td><td>0</td><td>0</td><td>0</td> </tr> <tr> <td>Belliard, SS</td> <td>1</td><td>0</td><td>0</td><td>0</td><td>0</td><td>0</td> </tr> <tr> <td>Totals</td> <td>41</td><td>7</td><td>13</td><td>5</td><td>3</td><td>10</td> </tr> </table>	Atlanta	AB	R	H	BI	BB	K	Grissom, CF	6	2	2	2	0	2	Lemke, 2B	4	1	1	0	1	0	C. Jones, 3B	5	1	3	0	0	0	McGriff, 1B	4	1	1	1	1	2	Justice, RF	4	0	1	0	1	0	Lopez, C	4	0	1	1	0	2	Klesko, LF	3	0	0	0	0	1	Devereaux, PH	2	1	1	0	0	0	Blauser, SS	2	0	0	0	0	1	Polonia, PH	1	0	0	0	0	1	Avery, P	0	0	0	0	0	0	Pena, P	0	0	0	0	0	0	Mordecai, PH	1	1	1	1	0	0	Wohlers, P	0	0	0	0	0	0	Glavine, P	3	0	1	0	0	1	Smith, PH	1	0	1	0	0	0	Belliard, SS	1	0	0	0	0	0	Totals	41	7	13	5	3	10	<table border="0" style="width:100%;"> <tr> <td style="width: 15%;">Colorado</td> <td>AB</td><td>R</td><td>H</td><td>BI</td><td>BB</td><td>K</td> </tr> <tr> <td>Young, 2B</td> <td>5</td><td>0</td><td>1</td><td>0</td><td>0</td><td>1</td> </tr> <tr> <td>Burks, CF</td> <td>3</td><td>1</td><td>0</td><td>0</td><td>0</td><td>1</td> </tr> <tr> <td>Kingery, CF</td> <td>2</td><td>0</td><td>0</td><td>0</td><td>0</td><td>0</td> </tr> <tr> <td>Bichette, LF</td> <td>4</td><td>2</td><td>3</td><td>0</td><td>0</td><td>0</td> </tr> <tr> <td>Walker, RF</td> <td>4</td><td>1</td><td>1</td><td>3</td><td>0</td><td>1</td> </tr> <tr> <td>Galarraga, 1B</td> <td>4</td><td>0</td><td>1</td><td>1</td><td>0</td><td>1</td> </tr> <tr> <td>Castilla, 3B</td> <td>3</td><td>0</td><td>0</td><td>0</td><td>0</td><td>0</td> </tr> <tr> <td>Girardi, C</td> <td>4</td><td>0</td><td>0</td><td>0</td><td>0</td><td>0</td> </tr> <tr> <td>Weiss, SS</td> <td>3</td><td>0</td><td>1</td><td>0</td><td>1</td><td>1</td> </tr> <tr> <td>Painter, P</td> <td>1</td><td>0</td><td>0</td><td>0</td><td>0</td><td>0</td> </tr> <tr> <td>Hubbard, PH</td> <td>1</td><td>0</td><td>0</td><td>0</td><td>0</td><td>0</td> </tr> <tr> <td>Reed, P</td> <td>0</td><td>0</td><td>0</td><td>0</td><td>0</td><td>0</td> </tr> <tr> <td>Ruffin, P</td> <td>0</td><td>0</td><td>0</td><td>0</td><td>0</td><td>0</td> </tr> <tr> <td>Bates, PH</td> <td>1</td><td>0</td><td>1</td><td>0</td><td>0</td><td>0</td> </tr> <tr> <td>Leskanic, P</td> <td>0</td><td>0</td><td>0</td><td>0</td><td>0</td><td>0</td> </tr> <tr> <td>Munoz, P</td> <td>0</td><td>0</td><td>0</td><td>0</td><td>0</td><td>0</td> </tr> <tr> <td>Holmes, P</td> <td>0</td><td>0</td><td>0</td><td>0</td><td>0</td><td>0</td> </tr> <tr> <td>Vander Wal, PH</td> <td>1</td><td>0</td><td>0</td><td>0</td><td>0</td><td>1</td> </tr> <tr> <td>Totals</td> <td>36</td><td>4</td><td>8</td><td>4</td><td>1</td><td>6</td> </tr> </table>	Colorado	AB	R	H	BI	BB	K	Young, 2B	5	0	1	0	0	1	Burks, CF	3	1	0	0	0	1	Kingery, CF	2	0	0	0	0	0	Bichette, LF	4	2	3	0	0	0	Walker, RF	4	1	1	3	0	1	Galarraga, 1B	4	0	1	1	0	1	Castilla, 3B	3	0	0	0	0	0	Girardi, C	4	0	0	0	0	0	Weiss, SS	3	0	1	0	1	1	Painter, P	1	0	0	0	0	0	Hubbard, PH	1	0	0	0	0	0	Reed, P	0	0	0	0	0	0	Ruffin, P	0	0	0	0	0	0	Bates, PH	1	0	1	0	0	0	Leskanic, P	0	0	0	0	0	0	Munoz, P	0	0	0	0	0	0	Holmes, P	0	0	0	0	0	0	Vander Wal, PH	1	0	0	0	0	1	Totals	36	4	8	4	1	6	<table border="0" style="width:100%;"> <tr> <td style="width: 15%;">Atlanta</td> <td>IP</td><td>H</td><td>R</td><td>ER</td><td>BB</td><td>SO</td><td>HR</td> </tr> <tr> <td>Glavine</td> <td>7.0</td><td>5</td><td>3</td><td>2</td><td>1</td><td>3</td><td>1</td> </tr> <tr> <td>Avery</td> <td>0.2</td><td>1</td><td>1</td><td>1</td><td>0</td><td>1</td><td>0</td> </tr> <tr> <td>Pena (W, 2-0)</td> <td>0.1</td><td>1</td><td>0</td><td>0</td><td>0</td><td>0</td><td>0</td> </tr> <tr> <td>Wohlers (S, 2)</td> <td>1.0</td><td>1</td><td>0</td><td>0</td><td>0</td><td>2</td><td>0</td> </tr> <tr> <td>Totals</td> <td>9.0</td><td>8</td><td>4</td><td>3</td><td>1</td><td>6</td><td>1</td> </tr> </table>	Atlanta	IP	H	R	ER	BB	SO	HR	Glavine	7.0	5	3	2	1	3	1	Avery	0.2	1	1	1	0	1	0	Pena (W, 2-0)	0.1	1	0	0	0	0	0	Wohlers (S, 2)	1.0	1	0	0	0	2	0	Totals	9.0	8	4	3	1	6	1	<table border="0" style="width:100%;"> <tr> <td style="width: 15%;">Colorado</td> <td>IP</td><td>H</td><td>R</td><td>ER</td><td>BB</td><td>SO</td><td>HR</td> </tr> <tr> <td>Painter</td> <td>5.0</td><td>5</td><td>3</td><td>3</td><td>2</td><td>4</td><td>2</td> </tr> <tr> <td>Reed</td> <td>1.1</td><td>1</td><td>0</td><td>0</td><td>0</td><td>1</td><td>0</td> </tr> <tr> <td>Ruffin</td> <td>0.2</td><td>2</td><td>0</td><td>0</td><td>1</td><td>1</td><td>0</td> </tr> <tr> <td>Leskanic</td> <td>1.0</td><td>2</td><td>1</td><td>1</td><td>0</td><td>2</td><td>0</td> </tr> <tr> <td>Munoz (L, 0-1)</td> <td>0.1</td><td>1</td><td>1</td><td>1</td><td>0</td><td>0</td><td>0</td> </tr> <tr> <td>Holmes</td> <td>0.2</td><td>2</td><td>2</td><td>0</td><td>0</td><td>2</td><td>0</td> </tr> <tr> <td>Totals</td> <td>9.0</td><td>13</td><td>7</td><td>5</td><td>3</td><td>10</td><td>2</td> </tr> </table>	Colorado	IP	H	R	ER	BB	SO	HR	Painter	5.0	5	3	3	2	4	2	Reed	1.1	1	0	0	0	1	0	Ruffin	0.2	2	0	0	1	1	0	Leskanic	1.0	2	1	1	0	2	0	Munoz (L, 0-1)	0.1	1	1	1	0	0	0	Holmes	0.2	2	2	0	0	2	0	Totals	9.0	13	7	5	3	10	2
Atlanta	AB	R	H	BI	BB	K																																																																																																																																																																																																																																																																																																																																																																																														
Grissom, CF	6	2	2	2	0	2																																																																																																																																																																																																																																																																																																																																																																																														
Lemke, 2B	4	1	1	0	1	0																																																																																																																																																																																																																																																																																																																																																																																														
C. Jones, 3B	5	1	3	0	0	0																																																																																																																																																																																																																																																																																																																																																																																														
McGriff, 1B	4	1	1	1	1	2																																																																																																																																																																																																																																																																																																																																																																																														
Justice, RF	4	0	1	0	1	0																																																																																																																																																																																																																																																																																																																																																																																														
Lopez, C	4	0	1	1	0	2																																																																																																																																																																																																																																																																																																																																																																																														
Klesko, LF	3	0	0	0	0	1																																																																																																																																																																																																																																																																																																																																																																																														
Devereaux, PH	2	1	1	0	0	0																																																																																																																																																																																																																																																																																																																																																																																														
Blauser, SS	2	0	0	0	0	1																																																																																																																																																																																																																																																																																																																																																																																														
Polonia, PH	1	0	0	0	0	1																																																																																																																																																																																																																																																																																																																																																																																														
Avery, P	0	0	0	0	0	0																																																																																																																																																																																																																																																																																																																																																																																														
Pena, P	0	0	0	0	0	0																																																																																																																																																																																																																																																																																																																																																																																														
Mordecai, PH	1	1	1	1	0	0																																																																																																																																																																																																																																																																																																																																																																																														
Wohlers, P	0	0	0	0	0	0																																																																																																																																																																																																																																																																																																																																																																																														
Glavine, P	3	0	1	0	0	1																																																																																																																																																																																																																																																																																																																																																																																														
Smith, PH	1	0	1	0	0	0																																																																																																																																																																																																																																																																																																																																																																																														
Belliard, SS	1	0	0	0	0	0																																																																																																																																																																																																																																																																																																																																																																																														
Totals	41	7	13	5	3	10																																																																																																																																																																																																																																																																																																																																																																																														
Colorado	AB	R	H	BI	BB	K																																																																																																																																																																																																																																																																																																																																																																																														
Young, 2B	5	0	1	0	0	1																																																																																																																																																																																																																																																																																																																																																																																														
Burks, CF	3	1	0	0	0	1																																																																																																																																																																																																																																																																																																																																																																																														
Kingery, CF	2	0	0	0	0	0																																																																																																																																																																																																																																																																																																																																																																																														
Bichette, LF	4	2	3	0	0	0																																																																																																																																																																																																																																																																																																																																																																																														
Walker, RF	4	1	1	3	0	1																																																																																																																																																																																																																																																																																																																																																																																														
Galarraga, 1B	4	0	1	1	0	1																																																																																																																																																																																																																																																																																																																																																																																														
Castilla, 3B	3	0	0	0	0	0																																																																																																																																																																																																																																																																																																																																																																																														
Girardi, C	4	0	0	0	0	0																																																																																																																																																																																																																																																																																																																																																																																														
Weiss, SS	3	0	1	0	1	1																																																																																																																																																																																																																																																																																																																																																																																														
Painter, P	1	0	0	0	0	0																																																																																																																																																																																																																																																																																																																																																																																														
Hubbard, PH	1	0	0	0	0	0																																																																																																																																																																																																																																																																																																																																																																																														
Reed, P	0	0	0	0	0	0																																																																																																																																																																																																																																																																																																																																																																																														
Ruffin, P	0	0	0	0	0	0																																																																																																																																																																																																																																																																																																																																																																																														
Bates, PH	1	0	1	0	0	0																																																																																																																																																																																																																																																																																																																																																																																														
Leskanic, P	0	0	0	0	0	0																																																																																																																																																																																																																																																																																																																																																																																														
Munoz, P	0	0	0	0	0	0																																																																																																																																																																																																																																																																																																																																																																																														
Holmes, P	0	0	0	0	0	0																																																																																																																																																																																																																																																																																																																																																																																														
Vander Wal, PH	1	0	0	0	0	1																																																																																																																																																																																																																																																																																																																																																																																														
Totals	36	4	8	4	1	6																																																																																																																																																																																																																																																																																																																																																																																														
Atlanta	IP	H	R	ER	BB	SO	HR																																																																																																																																																																																																																																																																																																																																																																																													
Glavine	7.0	5	3	2	1	3	1																																																																																																																																																																																																																																																																																																																																																																																													
Avery	0.2	1	1	1	0	1	0																																																																																																																																																																																																																																																																																																																																																																																													
Pena (W, 2-0)	0.1	1	0	0	0	0	0																																																																																																																																																																																																																																																																																																																																																																																													
Wohlers (S, 2)	1.0	1	0	0	0	2	0																																																																																																																																																																																																																																																																																																																																																																																													
Totals	9.0	8	4	3	1	6	1																																																																																																																																																																																																																																																																																																																																																																																													
Colorado	IP	H	R	ER	BB	SO	HR																																																																																																																																																																																																																																																																																																																																																																																													
Painter	5.0	5	3	3	2	4	2																																																																																																																																																																																																																																																																																																																																																																																													
Reed	1.1	1	0	0	0	1	0																																																																																																																																																																																																																																																																																																																																																																																													
Ruffin	0.2	2	0	0	1	1	0																																																																																																																																																																																																																																																																																																																																																																																													
Leskanic	1.0	2	1	1	0	2	0																																																																																																																																																																																																																																																																																																																																																																																													
Munoz (L, 0-1)	0.1	1	1	1	0	0	0																																																																																																																																																																																																																																																																																																																																																																																													
Holmes	0.2	2	2	0	0	2	0																																																																																																																																																																																																																																																																																																																																																																																													
Totals	9.0	13	7	5	3	10	2																																																																																																																																																																																																																																																																																																																																																																																													

Record Book

(Rockies Postseason History, continued)

Game 3											Oct. 6, Atlanta-Fulton County Stadium											COL 7, ATL 5 (10 inn.)			1-2									
FINAL											1 2 3 4 5 6 7 8 9 10											R H E												
COLORADO											1 0 2 0 0 2 0 0 0 2											7 9 0												
ATLANTA											0 0 0 3 0 0 1 0 1 0											5 11 0												
Colorado											Atlanta											Colorado												
Young, 2B	AB	R	H	BI	BB	K	Grissom, CF	AB	R	H	BI	BB	K	Swift	IP	H	R	ER	BB	SO	HR													
Reed, P	3	2	1	2	1	0	Lemke, 2B	5	0	2	0	0	1	Reed	6.0	7	4	4	2	3	0													
Munoz, P	0	0	0	0	0	0	C. Jones, 3B	5	0	1	0	0	1	Reed	0.1	0	0	0	0	0	1													
Leskanic, P	0	0	0	0	0	0	McGriff, 1B	4	1	1	0	1	0	Munoz	0.0	1	0	0	0	0	0													
Ruffin, P	0	0	0	0	0	0	Justice, RF	3	1	0	0	0	0	Leskanic	1.0	0	0	0	0	1	0													
Holmes, P	0	0	0	0	0	0	Klesko, LF	4	3	3	1	0	1	Ruffin	1.0	1	1	1	0	1	0													
Vander Wal, PH	1	0	0	0	0	0	Lopez, C	4	0	2	2	0	1	Holmes (W, 1-0)	0.2	2	0	0	0	0	0													
Thompson, P	0	0	0	0	0	0	Blausler, SS	2	0	0	0	0	1	Thompson (S, 1)	1.0	0	0	0	0	0	0													
Kingery, CF	4	0	0	0	0	1	Belliard, SS	0	0	0	0	0	0	Totals	10.0	11	5	5	2	5	1													
Bichette, LF	5	2	3	0	0	2	Smith, PH	0	0	0	0	0	0	Atlanta	IP	H	R	ER	BB	SO	HR													
Walker, RF	3	1	1	0	1	1	Mordecai, PH	2	0	1	1	0	0	Smoltz	5.2	5	5	5	1	6	2													
Galarraga, 1B	5	0	1	1	0	3	Smoltz, P	2	0	0	0	0	0	Clontz	1.1	0	0	0	0	2	0													
Castilla, 3B	5	1	2	3	0	1	Clontz, P	0	0	0	0	0	0	Borbon	1.0	1	0	0	0	3	0													
Girardi, C	5	0	0	0	0	1	Devereaux, PH	1	0	0	0	0	0	McMichael	1.0	0	0	0	1	1	0													
Weiss, SS	3	1	1	0	1	1	Borbon, P	0	0	0	0	0	0	Wohlers (L, 0-1)	0.2	3	2	2	1	0	0													
Swift, P	3	0	0	0	0	2	McMichael, P	0	0	0	0	0	0	Mercker	0.1	0	0	0	0	0	0													
Bates, 2B	1	0	0	0	0	0	Polonia, PH	1	0	1	1	0	0	Totals	10.0	9	7	7	3	12	2													
Totals	38	7	9	6	3	12	Wohlers, P	0	0	0	0	0	0																					
							Mercker, P	0	0	0	0	0	0																					
							Totals	38	5	11	5	2	6																					

Game 4											Oct. 7, Atlanta-Fulton County Stadium											ATL 10, COL 4			1-3									
FINAL											1 2 3 4 5 6 7 8 9											R H E												
COLORADO											0 0 3 0 0 1 0 0 0											4 11 1												
ATLANTA											0 0 4 2 1 3 0 0 X											10 15 0												
Colorado											Atlanta											Colorado												
Young, 2B	AB	R	H	BI	BB	K	Grissom, CF	AB	R	H	BI	BB	K	Swift	IP	H	R	ER	BB	SO	HR													
Kingery, CF	4	1	3	0	0	1	Lemke, 2B	5	2	5	1	0	0	Saberhagen (L,0-1)	4.0	7	6	5	1	3	1													
Bichette, LF	4	1	2	3	0	1	C. Jones, 3B	3	1	1	2	2	1	Ritz	1.2	5	4	4	1	1	1													
Walker, RF	4	0	0	0	0	2	McGriff, 1B	5	2	3	5	0	0	Munoz	0.1	1	0	0	1	0	0													
Galarraga, 1B	4	0	1	0	0	1	Justice, RF	4	0	1	0	1	1	Reynoso	1.0	2	0	0	0	0	0													
Castilla, 3B	4	1	3	1	0	0	Klesko, LF	4	1	1	0	0	0	Ruffin	1.0	0	0	0	1	0	0													
Girardi, C	4	0	1	0	0	1	Devereaux, LF	1	0	0	0	0	0	Totals	8.0	15	10	9	4	4	2													
Weiss, SS	4	0	0	0	0	1	O'Brien, C	3	0	1	0	1	0	Atlanta	IP	H	R	ER	BB	SO	HR													
Saberhagen, P	1	0	0	0	0	0	Belliard, SS	4	1	0	0	0	1	Maddux (W, 1-0)	7.0	10	4	4	0	7	2													
Hubbard, PH	1	0	0	0	0	0	Maddux, P	3	1	1	0	0	0	Pena	2.0	1	0	0	0	1	0													
Ritz, P	0	0	0	0	0	0	Smith, PH	1	0	0	0	0	0	Totals	9.0	11	4	4	0	8	2													
Munoz, P	0	0	0	0	0	0	Pena, P	0	0	0	0	0	0																					
Bates, PH	1	0	0	0	0	0	Totals	38	10	15	9	4	4																					
Reynoso, P	0	0	0	0	0	0																												
Ruffin, P	0	0	0	0	0	0																												
Vander Wal, PH	1	0	0	0	0	1																												
Totals	35	4	11	4	0	8																												

Rockies Attendance

YEAR-BY-YEAR ATTENDANCE

Year	Home Att.	Avg.	Dates	*Rank (NL / ML)	Road Att.	Avg.	Dates
1993	4,483,350	56,751	79	1st / 1st	2,695,071	33,688	80
1994	3,281,511	58,598	56	1st / 1st	1,758,853	29,811	59
1995	3,390,037	47,084	72	1st / 1st	1,794,948	24,930	72
1996	3,891,014	48,037	81	1st / 1st	2,130,129	26,627	80
1997	3,888,453	48,006	81	1st / 1st	2,238,993	27,987	80
1998	3,789,347	46,782	81	1st / 1st	2,154,522	26,932	80
1999	3,481,065	42,976	81	1st / 1st	2,273,665	28,070	81
2000	3,285,710	40,564	81	3rd / 5th	2,323,144	27,902	80
2001	3,166,821	39,097	81	2nd / 5th	2,498,241	30,842	81
2002	2,737,838	33,800	81	6th / 8th	2,372,413	29,289	81
2003	2,334,085	28,816	81	9th / 14th	2,229,517	27,869	80
2004	2,338,069	29,596	79	9th / 15th	2,588,553	31,957	81
2005	1,914,389	23,930	80	14th / 26th	2,540,968	31,370	81
2006	2,104,362	25,980	81	13th / 23rd	2,626,037	32,420	81
2007	2,376,250	28,979	82	11th / 17th	2,734,074	33,754	81
2008	2,650,218	33,218	80	9th / 13th	2,607,997	32,197	81
2009	2,665,080	32,902	81	8th / 11th	2,456,754	30,709	80
2010	2,875,245	35,941	80	6th / 10th	2,550,944	31,493	81
2011	2,909,777	35,923	81	7th / 13th	2,423,939	29,925	81
2012	2,630,458	32,475	81	7th / 14th	2,584,080	31,902	81
2013	2,793,828	34,492	81	5th / 10th	2,646,265	32,670	81
2014	2,680,329	33,090	81	5th / 10th	2,564,425	31,660	81
2015	2,506,789	31,335	80	8th / 14th	2,507,923	30,962	81
2016	2,602,524	32,130	81	6th / 11th	2,548,764	32,848	81
2017	2,953,650	36,465	81	5th / 8th	2,476,640	30,576	81
2018	3,013,880	37,233	81	5th / 7th	2,591,775	31,607	82
2019	2,993,244	36,954	81	4th / 6th	2,472,839	30,529	81
2020	1,938,645	24,854	78	No fan attendance permitted due to COVID-19 pandemic	1,599,986	20,253	79
2021	81,677,968	36,726	2,224	5th / 7th	66,991,459	30,054	2,229
Totals	81,677,968	36,726	2,224		66,991,459	30,054	2,229
Coors Field	73,913,107	35,382	2,089				

* Rank Based on Total Attendance

COORS FIELD TOP 10 (Regular Season Only)

PAID TICKETS

Total	Date	Opponent
49,509	April 9, 2010	San Diego
49,427	April 10, 2009	Philadelphia
49,374	April 1, 2011	Arizona
49,360	April 8, 2016	San Diego
49,303	April 10, 2015	Chicago-NL
49,282	April 9, 2012	San Francisco
49,271	July 3, 2010	San Francisco
49,233	April 4, 2008	Arizona
49,227	July 2, 2011	Kansas City
49,169	April 7, 2017	Los Angeles-NL
49,131	July 3, 2017	Cincinnati

TICKETS DISTRIBUTED

Total	Date	Opponent
50,977	April 8, 2016	San Diego
50,967	April 10, 2015	Chicago-NL
50,956	April 9, 2010	San Diego
50,942	April 1, 2011	Arizona
50,925	April 10, 2009	Philadelphia
50,842	April 2, 2007	Arizona
50,795	April 4, 2008	Arizona
50,749	April 9, 2012	San Francisco
50,732	April 3, 2006	Arizona
50,726	April 5, 2013	San Diego
50,667	April 4, 2014	Arizona

Record Book

ATTENDANCE RECORDS

REGULAR SEASON

	Attendance	Opponent	Date/Year
*Season	4,483,350		1993
Season, Coors Field	3,891,014		1996
*Four-Game Series	259,113	St. Louis	July 14-17, 1994
*Three-Game Series	217,009	San Francisco	June 24-26, 1994
Two-Game Series	107,237	St. Louis	April 28-29, 1993
Four-Game Series, Coors Field	193,183	San Francisco	June 26-29, 1997
Three-Game Series, Coors Field	146,530	New York-AL	June 18-20, 2002
Two-Game Series, Coors Field	96,981	Los Angeles	July 14-15, 1997
*Day Game (Paid)	80,227	Montreal	April 9, 1993
Night Game (Paid)	73,957	San Francisco	June 24, 1994
Day Game, Coors Field (Paid)	49,509	San Diego	April 9, 2010
Night Game, Coors Field (Paid)	49,271	San Francisco	July 3, 2010
Single Game, Coors Field (Total)	50,956	San Diego	April 9, 2010
Home Opener, Coors Field (Paid)	49,509	San Diego	April 9, 2010
Road Game (largest)	61,247	San Diego	April 6, 1999
Road Game (smallest)	3,183	at Montreal	May 9, 2002
Home Game (smallest)	18,119	San Diego	Sept. 22, 2005
Doubleheader	60,613	New York-NL	Aug. 21, 1993
Interleague Game	49,227	Kansas City	July 2, 2011
Memorial Day	47,665	Pittsburgh	May 31, 1993
Independence Day	59,259	Chicago	July 4, 1993
Labor Day	54,035	Pittsburgh	Sept. 5, 1993
Weeknight (non-holiday)	53,957	San Francisco	Fri. June 24, 1994
Weekday	65,043	Atlanta	Thu., Aug. 11, 1994
Saturday (day)	72,123	Atlanta	May 21, 1994
Saturday (night)	72,280	San Francisco	July 31, 1993
Sunday	73,171	San Francisco	June 26, 1994


POSTSEASON AND ALL-STAR GAME

All-Star Game	51,267	July 7, 1998
NLDS, Game 3 vs. PHI	50,724	Oct. 6, 2007
NLCS, Game 4 vs. ARI	50,213	Oct. 15, 2007
NLCS, Game 3 vs. ARI	50,137	Oct. 14, 2007
NLDS, Game 2 vs. ATL	50,063	Oct. 4, 1995
World Series, Game 4 vs. BOS	50,041	Oct. 28, 2007
World Series, Game 3 vs. BOS	49,983	Oct. 27, 2007
NLDS, Game 3 vs. MIL	49,658	Oct. 7, 2018

*Major League Record

SELLOUT STREAK

The Rockies enjoyed a 203-game home sellout streak from June 13, 1995 to Sept. 5, 1997. Over the course of those 203 dates, the club posted a 127-76 ledger for a .626 winning percentage. The streak ultimately came to a halt with the second game of a doubleheader on Sept. 6, 1997 vs. St. Louis.



LIVE LOOK-INS AND ANALYSIS ON MLB TONIGHT™

LIVE GAMES EVERY WEEK



GO TO FINDMLBNETWORK.COM FOR CHANNEL NUMBER

© 2022 MLB. Major League Baseball trademarks and copyrights are used with permission of Major League Baseball. Visit MLB.com. Any other marks used herein are trademarks of their respective owners.